



2017 INDIANAPOLIS COLTS **MEDIA GUIDE**

WELCOME TO OUR JOBS CREATION PLAN.


OUR REGION'S

#1
SBA
LENDER¹

PROUD TO BE THE #1 SBA LENDER IN INDIANA.





We're the #1 SBA lender¹ in Indiana because we take business personally. We're committed to lending to businesses here because a stronger local economy makes this a better place to live. That's doing the right thing by all of us, since we live here too. To find out how we can help your business, stop by a branch, call 1-800-480-2265, or go to huntington.com.













¹Huntington is the #1 SBA 7(a) lender in Indiana. Source: U.S. SBA from March 31, 2013 through September 30, 2016. Member FDIC.  and Huntington® are federally registered service marks of Huntington Bancshares Incorporated. Huntington® Welcome.TM is a service mark of Huntington Bancshares Incorporated. ©2017 Huntington Bancshares Incorporated. 122286 0912

INDIANAPOLIS COLTS 2017 SCHEDULE

PRESEASON

GAME 1 PRESEASON	Sunday, August 13		DETROIT LIONS	1:30 PM EDT
GAME 2 PRESEASON	Saturday, August 19		at DALLAS COWBOYS	7:00 PM EDT
GAME 3 PRESEASON	Saturday, August 26		at PITTSBURGH STEELERS	7:30 PM EDT
GAME 4 PRESEASON	Thursday, August 31		CINCINNATI BENGALS	7:00 PM EDT

REGULAR SEASON

GAME 1	Sunday, September 10		at LOS ANGELES RAMS	4:05 PM EDT
GAME 2	Sunday, September 17		ARIZONA CARDINALS	1:00 PM EDT
GAME 3	Sunday, September 24		CLEVELAND BROWNS	1:00 PM EDT
GAME 4	Sunday, October 1		at SEATTLE SEAHAWKS	8:30 PM EDT
GAME 5	Sunday, October 8		SAN FRANCISCO 49ERS	1:00 PM EDT
GAME 6	Monday, October 16		at TENNESSEE TITANS	8:30 PM EDT
GAME 7	Sunday, October 22		JACKSONVILLE JAGUARS	1:00 PM EDT
GAME 8	Sunday, October 29		at CINCINNATI BENGALS	1:00 PM EDT
GAME 9	Sunday, November 5		at HOUSTON TEXANS	1:00 PM EST
GAME 10	Sunday, November 12		PITTSBURGH STEELERS	1:00 PM EST

BYE WEEK

GAME 11	Sunday, November 26		TENNESSEE TITANS	1:00 PM EST
GAME 12	Sunday, December 3		at JACKSONVILLE JAGUARS	1:00 PM EST
GAME 13	Sunday, December 10		at BUFFALO BILLS	1:00 PM EST
GAME 14	Thursday, December 14		DENVER BRONCOS	8:25 PM EST
GAME 15	Saturday, December 23		at BALTIMORE RAVENS	4:30 PM EST
GAME 16	Sunday, December 31		HOUSTON TEXANS	1:00 PM EST

All times Eastern and subject to change by the NFL.

FOR COLTS TICKETS: 800-745-3000 - COLTS.COM/TICKETS





INDEX

All-Time Series Records.....	482-489	Colts Staff Listing.....	2-3	Preseason Results.....	478-481
Biographies:		Colts Coaching History.....	18-19	Records.....	359-490
Administration.....	5-12	History Of The Colts.....	291-358	Individual.....	360-378
Irsay, Jim.....	6-7	Hall Of Fame Colts.....	299-302	Team.....	379-390
Irsay-Gordon, Carlisle.....	8	Indianapolis Colts		Playoffs.....	391-401
Foyt, Casey.....	8	Ring of Honor.....	303-306	Top Performers.....	402-406
Jackson, Kalen.....	8	Retired Colts Jerseys.....	307	Year-By-Year Leaders.....	407-411
Ballard, Chris.....	9-10	Postseason Games.....	308-315	Year-By-Year Rankings.....	412-413
Ward, Pete.....	11	All-Time Honors.....	316-325	Year-By-Year Statistics.....	414-477
Emerson, Dan.....	11	Alumni.....	326-338	Rosters.....	260-261
Luther, Dan.....	12	All-Time Jersey Numbers.....	339-342	Season In Review.....	263-290
Humphrey, Kurt.....	12	Draft History.....	343-352	Team Statistics.....	264-265, 284
Coaching Staff.....	13-53	Free Agency History.....	353-355	Game Summaries.....	266-281
Football Operations.....	55-69	Attendance.....	356-357	Player Participation.....	282
Business Operations.....	71-78	Overtime History.....	357-358	Starting Lineups.....	283
Veteran Players.....	79-234	Lucas Oil Stadium Facts.....	4	Individual Statistics.....	285-289
Rookies.....	235-259	NFL Preseason Schedule.....	501		
Colts In The Community.....	491-500	NFL Regular Season Schedule.....	502-505		

The Colts logo and the name Indianapolis Colts are trademarks of the Indianapolis Colts, Inc.
INDIANAPOLIS COLTS • P.O. Box 535000 • Indianapolis, IN 46253
(317) 297-2658 – Switchboard • (800) 745-3000 – Tickets • (317) 297-8971 – Fax • (317) 388-0982 – PR Fax
www.colts.com • media.colts.com

The 2017 media guide was compiled by Matt Conti, Christian Edwards, Avis Roper, Pam Humphrey and Bob Lamey. The layout and cover design of this Media Guide was handled by Birddog Design, Brad Walters and Sherard Allen. The media guide is meant to serve as an information source for the media and NFL fans. Information contained herein was compiled by current and previous Colts public relations staffs. Editorial assistance was provided by Craig Kelley, Terry Musolf, John (Utah) Turney, Joe Cronin, Joe Horigan and the Elias Sports Bureau. Printing by Harding Poorman Group. Photographs by Matt Bowen, Don Larson, A.J. Macht, the Pro Football Hall of Fame, The Associated Press, Walt Thomas and through the club's archives.

INDIANAPOLIS COLTS STAFF

ADMINISTRATION

James Irsay, *Owner & CEO*
 Carlisle Irsay-Gordon, *Vice Chair/Owner*
 Casey Foyt, *Vice Chair/Owner*
 Kalen Jackson, *Vice Chair/Owner*
 Chris Ballard, *General Manager*
 Pete Ward, *Chief Operating Officer*
 Dan Emerson, *Chief Legal Officer*
 Kurt Humphrey, *Chief Financial Officer*
 Dan Luther, *Special Counsel*

COACHING STAFF

Chuck Pagano, *Head Coach*
 Rob Chudzinski, *Offensive Coordinator*
 Ted Monachino, *Defensive Coordinator*
 Tom McMahon, *Special Teams Coordinator*
 Quadrian Banks, *Conditioning/Performance Analyst*
 Tim Berbenich, *Offensive Assistant/Assistant Quarterbacks Coach*
 Maurice Drayton, *Assistant Special Teams Coach*
 Gary Emanuel, *Defensive Line Coach*
 Joe Gilbert, *Assistant Offensive Line Coach*
 Frank Giufre, *Offensive Quality Control Coach*
 Jim Herrmann, *Linebackers Coach*
 Jim Hostler, *Tight Ends Coach*
 Richard Howell, *Assistant Strength and Conditioning Coach*
 Darren Krein, *Head Strength and Conditioning Coach*
 Sanjay Lal, *Wide Receivers Coach*
 Joe Philbin, *Assistant Head Coach/Offensive Line*
 Jeff Popovich, *Defensive Quality Control Coach*
 Brian Schottenheimer, *Quarterbacks Coach*
 Jemal Singleton, *Running Backs Coach*
 Shawn Terlecky, *Defensive Assistant*

Brad White, *Outside Linebackers Coach*
 Greg Williams, *Defensive Backs Coach*
 Debbie Finn, *Assistant to the Head Coach*

FOOTBALL OPERATIONS

Ed Dodds, *Vice President of Player Personnel*
 Rex Hogan, *Vice President of Player Personnel*
 Mike Bluem, *Director of Football Administration*
 Morocco Brown, *Director of College Scouting*
 Kevin Rogers, *Director of Pro Personnel*
 Todd Vasvari, *Senior Player Personnel Scout*
 Jon Shaw, *Pro Scout*
 Joey Elliott, *Pro Scout*
 Matt Terpening, *Assistant Director of College Scouting*
 Mike Derrice, *Area Scout*
 Chad Henry, *Area Scout*
 Byron Lusby, *Area Scout*
 Chris McGaha, *Area Scout*
 Jamie Moore, *Area Scout*
 Dave Razzano, *Area Scout*
 Kyle Childress, *College Scouting Coordinator*
 Brian Decker, *Player Personnel Strategist*
 Tyler Hughes, *NFL Scout*
 Anthony Coughlan, *Player Personnel Assistant*
 Anthony Foyt IV, *Scouting Assistant*
 Boyd Jackson, *Pro Personnel Assistant*
 Mike Lacy, *Scouting Intern*
 Jeff Brown, *Director of Operations*
 David Thornton, *Director of Player Engagement*
 John Park, *Football Research/Analytics*

EQUIPMENT

Jon Scott, *Vice President of Equipment Operations*
Sean Sullivan, *Equipment Manager*
Mike Mays, *Assistant Equipment Manager*
Brian Seabrooks, *Assistant Equipment Manager*

VIDEO

Erik Kunttu, *Video Director*
John Starliper, *Assistant Video Director*
Brandon Proffitt, *Assistant to the Video Director*

MEDICAL STAFF

Dave Hammer, *Head Athletic Trainer*
Erin Barill, *Director of Rehabilitation*
Dave Walston, *Assistant Athletic Trainer*
Kyle Davis, *Assistant Athletic Trainer*
Kellen Norris, *Assistant Athletic Trainer*
Tom Klootwyk, MD, *Orthopedic Surgeon*
Gary Misamore, MD, *Orthopedic Surgeon*
Arthur C. Rettig, MD, *Orthopedic Surgeon*
Dave Porter, MD, *Orthopedic Surgeon*
Terry Horner, MD, *Neurosurgeon*
Doug Robertson, MD, *Physician*
Thurman Alvey, DO, *Physician*
Marcus McCray, *Team Chiropractor*
David McDuff, MD, *Sports Psychiatrist*
Elizabeth White, *Counselor*
Lindsay Langford, *Dietitian*

FINANCE AND HUMAN RESOURCES

Stacy Johns, *Vice President of Finance and Human Resources*
Michelle Rodriguez, *Human Resources Manager*
Tina McKnight, *Accounting/Payroll Assistant*
Jaci Turner, *Staff Accountant*
Jenny Ryan, *Accounting Assistant*

PUBLIC RELATIONS

Avis Roper, *Senior Director of Communications*
Matt Conti, *Assistant Director of Communications*
Christian Edwards, *Public Relations Assistant*
Pamela Humphrey, *Public Relations Coordinator*
Bob Lamey, *Voice of the Colts*
Kevin Bowen, *Colts.com Writer*

TICKET OPERATIONS AND GUEST SERVICES

Larry Hall, *Vice President of Ticket Operations/Guest Services*
Bob Parenteau, *Director of Ticket Operations*
Jamil Stafford, *Assistant Director of Ticket Operations*
Megan Oldham, *Customer Service Manager*
Taylor Pulliam, *Customer Relationship Representative*
Jacob Romine, *Customer Relationship Representative*

INFORMATION SYSTEMS

Ryan Fannin, *Director of Football Information Systems*
Joe McCurdy, *Network Administrator*
Sam Mansfield, *Systems Analyst*
Doug Snelling, *Systems Analyst*

CORPORATE SALES

Matt Godbout, *Senior Vice President of Business Development*
Ryan Lobsiger, *Director of Corporate Partnerships*
Brad Beery, *Corporate Partnership Manager*
Brian Healey, *Corporate Partnership Manager*
Scott Higginson, *Corporate Partnership Manager*
Rob Louthain, *Corporate Partnership Manager*
Jim Matis, *Corporate Partnership Manager*
Andy Schwartz, *Corporate Partnership Manager*
Lindsay Catavolos, *Manager of Partnership Activation*
Janelle Davenport, *Partnership Coordinator*
Julia Pohlman, *Partnership Coordinator*
Laura Porter, *Partnership Coordinator*
Jett Branham, *Partnership Coordinator*
Susie Peters, *Assistant to the Senior Vice President of Business Development*

MARKETING/COMMUNITY RELATIONS

Stephanie Pemberton, *Senior Director of Marketing*
Joe Fonderoli, *Director of Events*
Stephanie Cassel, *Director of Community Relations*
Kelsey Rowles, *Community Relations Coordinator*
Quinn Adams, *Community Relations Assistant*
Ashley Powell, *Marketing Manager*
Chelsea Durham, *Event Coordinator*
Kelly Tilley, *Director of Cheerleading*
Erin Smith, *Youth Cheer Coordinator*
Trey Mock, *Mascot Program Coordinator*
Lydia Stiehl, *Mascot Assistant*
Mike Prior, *Youth Football Commissioner*
Phil Andrews, *Youth Football & Alumni Relations Coordinator*

PRODUCTION

Joe Stoll, *Director of Production*
Chris Buckley, *Video Engineer*
Mike Stevens, *Studio Manager*
Matt Taylor, *Manager of Radio Production*
Kevin Conners, *Producer/Videographer*
Matt Wilkening, *Producer/Videographer*
Matt Bowen, *Team Photographer*
Caroline Cann, *Multi-Platform Reporter/Host*

CREATIVE SERVICES

Derek Wolfe, *Manager of Creative Services and Game Day Production*
Sherard Allen, *Graphic Designer*
Megan Magiera, *Graphic Designer*

COLTS.COM

Dan Plumlee, *Senior Director of Digital Platforms*
Daron Williams, *Digital Communications Manager*
Maureen Williams, *Community Manager*
Amber Derrow, *Social Media Coordinator*
Alexander Romano, *CRM Manager*

PREMIUM SEATING AND TICKET SALES

Greg Hylton, *Vice President of Premium Seating and Ticket Sales*
Kip Brownfield, *Senior Director of Ticket Sales*
Amy Davis, *Premium Seating Services Manager*
Hannah Glaser, *Ticket Sales Account Manager*
Jody Henton, *Premium Seating and Ticket Sales Coordinator*

FRONT OFFICE STAFF

Kristi Dorman, *Executive Assistant to the Owner*
Traci Morgan, *Assistant to the Chief Operating Officer*
Brittany Snelling, *Assistant to the Vice Chair/Owner*
Angela Woodlee, *Administrative Assistant to the Chief Legal Officer*
David Liptak, *Executive Assistant*
Mark Feeser, *Executive Assistant*
Chris McKinney, *Curator-Rare Guitars/Collectibles*
Heidi Klene, *Travel Consultant*
Doug Melton, *Office Assistant*
Alyssa Morika, *Receptionist*
Abby Zeedyk, *Administrative Assistant*

FACILITIES

Troy Glendenning, *Director of Facilities and Grounds*
Chad Gray, *Director of Security*
Chris Anderson, *Facilities Manager*
Joe Atkins, *Building/Grounds Assistant*
Eric Boling, *Building/Grounds Assistant*
Darrell Chandler, *Grounds and Maintenance*
Jesus Guzman, *Building/Grounds Assistant*
Edward Hayes, *Pavilion Coordinator*
Tyler Holloway, *Building/Grounds Assistant*
Danny Thompson, *Building/Grounds Assistant*
John Moore, *Team Security*
Cory Nash, *Team Security*
Steve Randall, *Team Security*

ADMINISTRATION

COACHING STAFF

FOOTBALL OPERATIONS

BUSINESS OPERATIONS

PLAYERS

2016 SEASON IN REVIEW

COLTS HISTORY

RECORDS

COLTS IN THE COMMUNITY



ADMINISTRATION

COACHING STAFF

FOOTBALL OPERATIONS

BUSINESS OPERATIONS

PLAYERS

2016 SEASON IN REVIEW

COLTS HISTORY

RECORDS

COLTS IN THE COMMUNITY

**LUCAS OIL STADIUM FACTS***Capacity:*
63,000*Square feet:*
1.8 million*Levels:*
7*Number of suites:*
142*Number of concession stands:*
148*Number of escalators/elevators:*
14/11*Kind of retractable roof:*
SuperFrame Structural System*Square feet opening area on retractable roof:*
176,400*Approximate time for the roof to open and close:*
9-11 minutes*Pieces of exterior glass:*
9,100*Tons of steel:*
16,000*Size of north windows:*
Six panels, 88' tall and 244' wide**COLTS ALL-TIME ROOF/WINDOW RECORD****ROOF OPEN & WINDOW OPEN:** 15 games (8-7)**ROOF OPEN & WINDOW CLOSED:** 8 games (8-0)**ROOF CLOSED & WINDOW OPEN:** 4 games (0-4)**ROOF & WINDOW CLOSED:** 45 games (32-13)

2016	9/11	Detroit	L, 39-35 (Roof/Window Open)
	9/25	San Diego	W, 26-22 (Roof/Window Closed)
	10/9	Chicago	W, 23-23 (Roof/Window Open)
	10/30	Kansas City	L, 30-14 (Roof Closed/Window Open)
	11/20	Tennessee	W, 24-17 (Roof/Window Closed)
	11/24	Pittsburgh	L, 28-7 (Roof/Window Closed)
	12/1	Houston	L, 22-17 (Roof/Window Closed)
	12/11	Jacksonville	W, 24-20 (Roof/Window Closed)

2015	9/21	New York Jets	L, 7-20 (Roof Closed/Window Open)
	10/4	Jacksonville	W, 16-13 (Roof/Window Open)
	10/18	New England	L, 27-34 (Roof/Window Closed)
	10/25	New Orleans	L, 21-27 (Roof/Window Open)
	11/8	Denver	W, 27-24 (Roof Open/Window Closed)
	11/29	Tampa Bay	W, 25-12 (Roof/Window Closed)
	12/20	Houston	L, 10-16 (Roof/Window Closed)
2014	1/3	Tennessee	W, 30-24 (Roof/Window Closed)
	9/15	Philadelphia	L, 27-30 (Roof/Window Closed)
	9/28	Tennessee	W, 41-17 (Roof/Window Open)
	10/5	Baltimore	W, 20-13 (Roof Open/Window Closed)
	10/19	Cincinnati	W, 27-0 (Roof Open/Window Closed)
	11/16	New England	L, 20-42 (Roof/Window Closed)
	11/23	Jacksonville	W, 23-3 (Roof/Window Closed)
2013	11/30	Washington	W, 49-27 (Roof/Window Closed)
	12/14	Houston	W, 17-10 (Roof/Window Closed)
	9/8	Oakland	W, 21-17 (Roof/Window Closed)
	9/15	Miami	L, 20-24 (Roof/Window Open)
	10/6	Seattle	W, 34-28 (Roof/Window Closed)
	10/20	Denver	W, 39-33 (Roof/Window Open)
	11/10	St. Louis	L, 8-38 (Roof/Window Closed)
2012	12/1	Tennessee	W, 22-14 (Roof/Window Closed)
	12/15	Houston	W, 25-3 (Roof/Window Closed)
	12/29	Jacksonville	W, 30-10 (Roof/Window Closed)
	9/16	Minnesota	W, 23-20 (Roof/Window Open)
	9/23	Jacksonville	L, 17-22 (Roof/Window Open)
	10/7	Green Bay	W, 30-27 (Roof/Window Closed)
	10/21	Cleveland	W, 17-13 (Roof/Window Open)
2011	11/4	Miami	W, 23-20 (Roof/Window Closed)
	11/25	Buffalo	W, 20-13 (Roof/Window Closed)
	12/9	Tennessee	W, 27-23 (Roof/Window Closed)
	12/30	Houston	W, 28-16 (Roof/Window Closed)
	9/18	Cleveland	L, 19-27 (Roof Closed/Window Open)
	9/25	Pittsburgh	L, 20-23 (Roof/Window Closed)
	10/9	Kansas City	L, 24-28 (Roof/Window Open)
2010	11/6	Atlanta	L, 7-31 (Roof/Window Open)
	11/13	Jacksonville	L, 3-17 (Roof Closed/Window Open)
	11/27	Carolina	L, 19-27 (Roof/Window Closed)
	12/18	Tennessee	W, 27-13 (Roof/Window Closed)
	12/22	Houston	W, 19-16 (Roof/Window Closed)
	9/19	New York Giants	W, 38-14 (Roof Open/Window Closed)
	10/10	Kansas City	W, 19-9 (Roof/Window Closed)
2009	11/1	Houston	W, 30-17 (Roof/Window Closed)
	11/14	Cincinnati	W, 23-17 (Roof/Window Closed)
	11/28	San Diego	L, 14-36 (Roof/Window Closed)
	12/5	Dallas	L, 35-38 OT (Roof/Window Closed)
	12/19	Jacksonville	W, 34-24 (Roof/Window Closed)
	1/2	Tennessee	W, 23-20 (Roof/Window Closed)
	2008	9/13	Jacksonville
10/4		Seattle	W, 34-17 (Roof Open/Window Closed)
11/1		San Francisco	W, 18-14 (Roof Open/Window Closed)
11/8		Houston	W, 20-17 (Roof Open/Window Closed)
11/15		New England	W, 35-34 (Roof/Window Closed)
12/6		Tennessee	W, 27-17 (Roof/Window Closed)
12/13		Denver	W, 28-16 (Roof/Window Closed)
2007	12/27	New York Jets	L, 15-29 (Roof/Window Closed)
	9/7	Chicago	L, 13-29 (Roof/Window Open)
	9/21	Jacksonville	L, 21-23 (Roof/Window Closed)
	10/12	Baltimore	W, 31-3 (Roof/Window Open)
	11/2	New England	W, 18-15 (Roof Open/Window Closed)
	11/16	Houston	W, 33-27 (Roof/Window Closed)
	12/7	Cincinnati	W, 35-3 (Roof/Window Closed)
2006	12/14	Detroit	W, 31-21 (Roof/Window Closed)
	12/28	Tennessee	W, 23-0 (Roof/Window Closed)



ADAMVINATIERI
KICKER



 ADMINISTRATION



JIM IRSAY

OWNER & CHIEF EXECUTIVE OFFICER

YEARS IN THE NFL: 46 Years

COLLEGE: Southern Methodist University

Indianapolis Colts Owner & CEO Jim Irsay embarks on his 46th season with the organization. His affiliation with the Colts dates back to 1972 when his father, Robert Irsay, acquired the team. Jim's passion for winning and emphasis on sustained success has molded Indianapolis into one of the most successful franchises in the NFL. In addition to his commitment to winning, Irsay and his family are recognized as leaders in the community, spearheading many philanthropic endeavors.

Irsay took control of the franchise in 1995, becoming sole owner in 1997. In 22 years as the figurehead of the Colts, Indianapolis has experienced just four losing seasons, 10 division championships, two Super Bowl appearances and the team's fourth world championship with a victory in Super Bowl XLI. The team's 176-96 regular season record dating back to 2000 ranks second in the NFL. From 2000-09, the Colts produced 115 regular season wins, the most in a decade for any NFL club. Indianapolis also set an NFL record with 23 consecutive wins from 2008-09. Over the span of four seasons from 2012-15, the Colts won 16 consecutive games within the AFC South Division, which set an NFL record.

Irsay grew up with the Colts and talks sentimentally about those years of living with the team during summer camp, watching every game and riding the team bus. After he graduated from Southern Methodist University

with a degree in broadcast journalism, he joined the franchise and worked in virtually every area, from ticket sales to public relations to football operations. When the Colts arrived in Indianapolis in 1984, Irsay was named general manager, the youngest to ever hold that job at age 24.

For Irsay, winning has always taken precedence. Following the conclusion of the 2016 campaign, he added a new leader in the organization with the signing of Chris Ballard as general manager. Ballard, a 16-year NFL personnel veteran, spent the last four seasons with the Kansas City Chiefs and helped assemble a team that won the fourth-most games in the league during that span. In addition, the Chiefs reached the playoffs on three occasions and won one AFC West Division title. During his time with the Chicago Bears, Ballard and the team made four playoff appearances, won four NFC North titles, reached the NFC Championship Game twice and played in Super Bowl XLI.

"The organization is really excited. Chris' enthusiasm rubs off quickly and I know that his optimism is going to turn into reality. The Colts are a much better football team today," said Irsay.

Ballard joins Head Coach Chuck Pagano who was hired by Irsay in 2012. In five seasons at the helm, Pagano has



recorded a 49-31 record and his .613 winning percentage ranks fifth among active head coaches in the NFL with a minimum of two seasons. From 2012-14, the Colts recorded three consecutive 11-5 seasons and playoff appearances. In 2014, the Colts earned their second consecutive division title while posting a perfect 6-0 record against AFC South foes for the second straight year. The season was capped with an appearance in the AFC Championship Game, the team's first since 2009.

The Colts entered the 2012 season following a 2-14 mark the previous year. Led by the No. 1 overall draft pick, Andrew Luck and new talent from the draft and free agency combined, the Colts were ready to show fans a new level of play and energy. What no one expected was the news that broke just three games into the regular season. Pagano had been diagnosed with leukemia and was undergoing treatment at the IU Simon Cancer Center. The team, community and country rallied behind Pagano and his eventual return to the field in the regular season finale. The Colts used their coach as motivation and extended the season for his return by reaching the playoffs. The nine-win improvement from the 2011 season is tied for the third-best in NFL history.

The Colts took an active approach to the 2017 offseason and signed 11 unrestricted free agents with a goal to strengthen competition and talent on both sides of the ball. Additionally, Indianapolis made eight selections in the NFL Draft, which focused primarily on defense. The team's first round pick was spent on safety Malik Hooker who was named a unanimous First Team All-America choice in 2016 after leading the nation with three interception returns for touchdowns.

This year marks the team's 10th season at Lucas Oil Stadium, one of America's finest sports venues and winner of numerous accolades and awards. All eyes were focused on the City of Indianapolis and the stadium when Super Bowl XLVI came to town. Largely regarded



Owner & CEO Jim Irsay hoists the Lombardi Trophy following the Colts Super Bowl XLI victory over the Chicago Bears.

as one of the most successful Super Bowls ever, the event generated hundreds of millions of dollars in economic impact, not to mention worldwide exposure for the city and state.

A hallmark of Jim Irsay's tenure of stewardship was the 2006 season, when the Indianapolis Colts won Super Bowl XLI with a 29-17 victory over Chicago. Following its triumphant title return, the team was welcomed by a raucous crowd lining downtown streets and filling the RCA Dome. Irsay responded by sending the Lombardi Trophy on a tour throughout Indiana. The 50-stop, 3,130-mile tour gave fans an opportunity to see, touch and have pictures taken with the trophy. That fall, he created a once-in-a-lifetime opportunity for fans to compete for one-of-five authentic Super Bowl rings. The effort raised more than \$225,000 for charity and entertained thousands who witnessed the 10 finalists take their chance to pick one-of-five treasure chests that contained a ring inscribed with, "Colts Fan."

A strong advocate of the NFL's history, tradition and principles, Irsay is an actively participating owner. He chairs the League's Legislative Committee and serves on both the Finance Committee and the Super Bowl Advisory Committee. He also has served on the Executive Committee of the Management Council and the Pro-College Relations Committee. Additionally, Irsay was a member of the Realignment Working Group and the Working Club Executive Committee that authored the NFL's Collective Bargaining Agreement in 1993.

Irsay oversees the team's extensive contributions program. In their home city and state, the Irsay family is active in supporting programs that address health and wellness, community development, cancer research and the arts, including support for the recently named Irsay Family YMCA in downtown Indianapolis. Although football has been the focus of Irsay's professional life, he is also a music aficionado who collects rare guitars including, Les Paul's 1954 Gibson "Black Beauty," Jerry Garcia's "Tiger," the Fender Stratocaster that Bob Dylan played at the 1965 Newport Folk Festival, Prince's "Yellow Cloud" and one of George Harrison's personal guitars. He is also an Americana fan who collects rare historical documents, including Jack Kerouac's original manuscript of *On the Road*.

Irsay has three daughters, Carlie Irsay-Gordon, Casey Foyt and Kalen Jackson, as well as seven grandchildren. All three daughters represent the next generation of ownership for the Indianapolis Colts as each was promoted to the position of vice chair/owner in March of 2012.

In reflecting on the organization, Jim Irsay says, "I could not be prouder of our franchise. Our fans, far and near, will witness and enjoy many years of success on and off the field. We have the best fans in the NFL and our goal is to continue our position as one of the most consistently 'best' teams in the league."



CARLIE IRSAY-GORDON

Vice Chair/Owner

Carlie Irsay-Gordon is in her sixth season as vice chair/owner. She joined the Colts as vice president in July of 2008 and, along with sisters Casey and Kalen, represents the next generation of ownership for the club. Raised in and around the Colts organization, Carlie interned with the Colts in the football and marketing departments while pursuing her undergraduate degree. She also has represented the team at NFL Owners Meetings since 2004. In August of 2016, the NFL and Commissioner Roger Goodell added Carlie to the league's Digital Media Committee. As the only active female member of the committee, she is responsible for setting strategies and policy related to digital initiatives across the NFL and clubs. Carlie graduated with a bachelor's degree in religious studies with a minor in geoscience from Skidmore College in 2005.

She resides in Indianapolis with her husband, Zach Gordon, and three children.



CASEY FOYT

Vice Chair/Owner

Entering her sixth season as vice chair/owner, Casey Foyt represents the next generation of ownership for the Indianapolis Colts along with her sisters Carlie and Kalen. She graduated from Indiana University with a degree in sports marketing. Following graduation, Casey worked for the NFL in London, England, planning the first regular season NFL game played outside North America, as well as special events associated with the game. The contest was played in October of 2007 and featured the Giants and the Dolphins playing in Wembley Stadium. She joined the Colts in May of 2007 and focuses her energy on marketing and community relations. Casey helped revitalize the Colts Women's Organization and planned the group's first major fundraiser in 2007. She has been attending NFL Owners Meetings as she becomes

more knowledgeable in all aspects of the league and the Colts franchise. Outside of football, Casey is president of Huddles Frozen Yogurt, Inc. Casey and her husband, Anthony J. Foyt, IV, reside in Indianapolis with their sons, Anthony Joseph Foyt, V, Lockey James and Waylon Briggs, and daughter, Mills Louise.



KALEN JACKSON

Vice Chair/Owner

Kalen Jackson is entering her sixth season as vice chair/owner. She joined the team in June of 2010 as vice president and, along with sisters Carlie and Casey, represents the next generation of Colts ownership. Like her sisters, Kalen grew up with the Colts organization as a significant part of her life since birth. She graduated with honors in 2010 from Indiana University's School of Health, Physical Education and Recreation with a bachelor's degree in sports management and marketing, making the dean's list three semesters. On a daily basis, Kalen is involved in corporate sales and community outreach programs, and currently serves on the board of the United Way of Central Indiana. She is president of the Indianapolis Colts Women's Organization and has also represented the team at NFL Owners Meetings. In August of 2016, the NFL and

Commissioner Roger Goodell added Kalen to the league's Employee Benefits Committee. As the youngest member of the committee, she is responsible for administering club and league benefit plans, including plan design and amendment, benefit and administrative expense payments and employee eligibility issues. Kalen was born and resides in Indianapolis with her husband, Boyd Jackson.



CHRIS BALLARD

GENERAL MANAGER

JOINED COLTS: 2017

YEARS IN THE NFL: 17 years

COLLEGE: Wisconsin

HOMETOWN: Texas City, TX

Energy, experience and vision. Those were the specific traits Colts Owner & CEO Jim Irsay used to describe Chris Ballard who was hired as the team's general manager on January 29, 2017. Ballard brings an experienced background to Indianapolis, which includes 16 seasons in the NFL with the Chicago Bears (2001-2012) and Kansas City Chiefs (2013-16) in a variety of roles.

Ballard wasted no time making his mark on the Colts roster, which is constructed to exude competition heading into the 2017 campaign. In the first few months since arriving in Indianapolis, he signed 11 unrestricted free agents in addition to re-signing several Colts who have been key to the team's success.

Ballard strengthened the defense with the signings of defensive linemen Johnathan Hankins, Margus Hunt and Al Woods. He also supplemented the linebacker position with athleticism and depth following the signings of Jabaal Sheard, John Simon, Sean Spence, Barkevious Mingo and Jon Bostic. Ballard re-signed Darius Butler whose versatility in the secondary has proven to be beneficial. In 67 games with the Colts dating back to 2012, Butler has started at both left and right cornerback, nickel and most recently free safety in 2016.

Competition was the theme on offense as well, as Ballard added veteran players in wide receiver Kamar Aiken, center/guard Brian Schwenke and tight end Brandon Williams. Two other significant moves came with the re-signings of tight end Jack Doyle and running back Robert Turbin. The pair combined for 13 touchdowns last season and Doyle ranked first among NFL tight ends with the highest catch percentage (78.7). Ballard also inked four-year veteran punter Jeff Locke.

Ballard took a defensive approach to his first NFL Draft at the helm. With the 15th overall selection in the first round, he selected safety Malik Hooker who has notable ball hawk skills and led the nation with three interceptions returned

for touchdowns last season. Hooker was also named a unanimous First Team All-America selection in 2016 and was a semifinalist for the Thorpe Award.

On the second day of the draft, Ballard added cornerback Quincy Wilson (46th overall) and outside linebacker Tarell Basham (80th overall). Wilson was named a Second Team All-SEC choice by The Associated Press in 2016 and he finished his collegiate career with 84 tackles, six interceptions (one returned for a touchdown) and 17 passes defended. Basham led his Ohio Bobcats to three bowl game appearances and set school records for career sacks (29.5) and sacks in a single season (11.5 in 2016). He was named the 2016 MAC Defensive Player of the Year.

In early March, Ballard traded tight end Dwayne Allen and a sixth round pick to the New England Patriots in exchange for a fourth round selection. He opened the third day of the draft with that pick and acquired tackle Zach Banner (137th overall) from USC. Banner's impressive 6-9 frame placed him as a regular starter on the Trojans offensive line. He was named an All-Pac 12 first-team choice in 2015. Ballard's second offensive selection in the draft came with running back Marlon Mack (143rd overall). Mack was a three-year starter and left South Florida as the school's all-time leader in rushing yards (3,609) and rushing touchdowns (32). Ballard then concluded the draft with the selections of defensive tackle Grover Stewart (144th overall), cornerback Nate Hairston (158th overall) and inside



ADMINISTRATION

COACHING
STAFF

FOOTBALL
OPERATIONS

BUSINESS
OPERATIONS

PLAYERS

2016 SEASON
IN REVIEW

COLTS HISTORY

RECORDS

COLTS IN THE
COMMUNITY



linebacker Anthony Walker (161st overall). Stewart posted 141 tackles and 27.0 sacks in his collegiate career while Hairston recorded 27 tackles, 3.0 tackles for loss, two interceptions and five passes defended in his final season at Temple. Walker finished his career at Northwestern with 278 tackles, 39.5 tackles for loss, 7.5 sacks, six forced fumbles, six fumble recoveries, four interceptions and 12 passes defended.

Ballard came to the Colts following a four-year stint with Kansas City, most recently as the director of football operations from 2015-16. He was promoted to the position after serving two seasons (2013-14) as the Chiefs director of player personnel. Ballard oversaw the college and pro scouting departments and worked directly with General Manager John Dorsey on player acquisition. He also worked with Director of Pro Scouting Will Lewis and Director of College Scouting Marvin Allen on personnel matters.

From 2013-16, the Chiefs won 43 games (fourth-most in the NFL), made three playoff appearances, won one AFC West Division title (2016) and had 15 players named to the Pro Bowl, including at least four in each season. Inheriting a team that went 2-14 in 2012, Ballard assisted in an overhaul of Kansas City's roster in 2013. By the end of the season, there were a total of 30 new players on the 53-man squad that went 11-5 and reached the playoffs as a Wild Card contender after finishing second in the AFC West.

Ballard helped the Chiefs draft four Pro Bowl players, including linebacker D.J. Alexander, wide receiver Tyreek Hill, tight end Travis Kelce and cornerback

Marcus Peters. The team also acquired two-time Pro Bowl (2013 and 2016) quarterback Alex Smith in free agency in 2013.

Prior to Kansas City, Ballard began his NFL career with the Chicago Bears. In 12 seasons with the Bears personnel department, he served as the director of pro scouting (2012) and was the southwest area scout (2001-2011).

During Ballard's tenure in Chicago, the Bears reached the playoffs four times, winning four NFC North titles (2001, 2005, 2006 and 2010) and appeared in two NFC Championship Games (2006 and 2010). The Bears won the NFC Championship in 2006 and faced the Colts in Super Bowl XLI in Miami.

With the Bears, Ballard helped draft numerous Pro Bowl players, including running back Matt Forte (2008), wide receiver Johnny Knox (2009), cornerback Charles Tillman (2003), defensive tackle Tommie Harris (2004), cornerback Nathan Vasher (2004) and defensive tackle Henry Melton (2009). He also assisted in many notable acquisitions and trades, including the signings of wide receiver Brandon Marshall, guard Jermon Bushrod, tight end Martellus Bennett, linebacker D.J. Williams and linebacker James Anderson.

Before entering player personnel, Ballard spent seven seasons (1994-2000) on the coaching staff at Texas A&M-Kingsville under 2012 College Football Hall of Fame inductee Head Coach Ron Harms. In 2000, he served as defensive coordinator after stints as the secondary coach (1995-99) and wide receivers coach (1994). During his time with the Javelinas, Ballard helped mentor future NFL players Richard Jones, Karl Williams, Floyd Young and current Chiefs Secondary/Cornerbacks Coach Al Harris. Additionally, Texas A&M-Kingsville produced 1996 first-round draft pick Jermaine Mayberry.

Ballard played four years of collegiate football at the University of Wisconsin, part of which under former head coach and current Badgers Director of Athletics Barry Alvarez. He served as a student assistant his senior year after suffering multiple knee injuries prior to graduating with a Bachelor of Arts Degree in 1993.

Ballard is a native of Texas City, Texas. He and his wife, Kristin, reside with their five children in Westfield, Ind.

CAREER EXPERIENCE

1994	Texas A&M-Kingsville	Wide Receivers
1995-1999	Texas A&M-Kingsville	Secondary Coach
2000	Texas A&M-Kingsville	Defensive Coordinator
2001-2011	Chicago Bears	Southwest Area Scout
2012	Chicago Bears	Director of Pro Scouting
2013-2014	Kansas City Chiefs	Director of Player Personnel
2015-2016	Kansas City Chiefs	Director of Football Operations
2017	Indianapolis Colts	General Manager



PETE WARD

Chief Operating Officer

Pete Ward enters his 37th season with the Indianapolis Colts in 2017. Ward was promoted to chief operating officer in 2010 after serving as the club's senior executive vice president since 2001. His duties and experiences have been wide-ranging and diverse and touch all areas of the organization. Ward began his affiliation with the Colts in 1981 as a summer and seasonal intern in the team's public relations department. Following his graduation from the University of Virginia in 1982, he was hired as the club's administrative assistant. Ward was promoted to director of operations shortly after the team's arrival in Indianapolis in March of 1984. He was then named vice president of administration in 1997. In addition to general administrative management, Ward served as the point person for the team on the

design and construction of Lucas Oil Stadium. In March of 2012, he was named the chairman of the Indiana University Melvin and Bren Simon Cancer Center development board. In this role, Ward leads a 42-person panel. He also serves on the boards of the Indianapolis Symphony Orchestra, Visit Indy and the Indianapolis Chamber of Commerce. Ward also served as the team's liaison with the City of Indianapolis as it hosted its first ever Super Bowl (XLVI). Ward and his wife, Lena, have a daughter, Mady, and a son, Sam. Ward was born in New Orleans and was raised in Carmel, Calif.



DAN EMERSON

Chief Legal Officer

Dan Emerson has represented the Colts since March of 1984, when the club moved to Indianapolis. He enters his second season as the team's chief legal officer after being named to the position in 2016. Prior to that, he served four years as vice president and general counsel and nine years as general counsel. For nearly 35 years, Emerson was engaged in the private practice of law with the Indianapolis firm Bose McKinney & Evans, where he chaired the Employment Law and Sports and Entertainment Law groups, and served on the firm's Executive Committee. After graduating from Macalester College, where he played football and baseball, Emerson attended law school at Indiana University in Bloomington. He is a member of the Sports Lawyers Association, as well as the Indianapolis, Indiana State, American, Federal, and Seventh Circuit Bar Associations,

and is a past Chairman of both the Indiana State and Indianapolis Bar Associations' Labor and Employment Law Sections. Emerson is listed in Best Lawyers in America and is a Distinguished Fellow of the Indianapolis Bar Foundation. He is also active in various community and not-for-profit organizations and served as Chair of the Board of Directors of the Indiana Repertory Theatre. Born in Wichita Falls, Texas, he resides near Indianapolis with his wife, Ginny. They have two married daughters, Emily and Ashley, and three grandchildren with a fourth due during the 2017 NFL season.

ADMINISTRATION

COACHING
STAFF

FOOTBALL
OPERATIONS

BUSINESS
OPERATIONS

PLAYERS

2016 SEASON
IN REVIEW

COLTS HISTORY

RECORDS

COLTS IN THE
COMMUNITY



DAN LUTHER

Special Counsel

Dan Luther enters his 15th season as special counsel to the Colts. Luther, a partner in the Chicago-based firm of Mayer Brown LLP, has represented Colts Owner & CEO Jim Irsay in legal matters since 1988 and represented the Colts in the negotiations that led to the construction of Lucas Oil Stadium. Luther graduated magna cum laude from Georgetown University with an A.B. in government and economics in 1983 and a J.D. in 1986. He is listed in Best Lawyers in America in the categories of Sports Law and Trusts and Estates. Luther was raised in Sayreville, N.J. He and his wife, Cathy, have two children, Meg (27) and Joe (24), and reside in River Forest, Ill.



KURT HUMPHREY

Chief Financial Officer

Kurt Humphrey is in his 34th season with the Colts and his third as chief financial officer. He spent the previous 17 years as vice president of finance following 15 seasons as the team's controller. Humphrey oversees all daily financial business operations. He worked from 1979-1982 with Ernst & Young and from 1982-84 with Baldwin & Lyons prior to joining the Colts in 1984. Humphrey holds a bachelor's degree in accounting from Ball State University and is a Certified Public Accountant and a member of the American Institute of C.P.A.s. He has served on various Noble of Indiana Boards and Committees since 1986 and has participated in many charitable and relief efforts annually in the Philippines since 2010. Humphrey was born on August 19, 1957 and grew up in Muncie, Ind. He has three children, Rob, Breanne and Abby, and resides in Avon, Ind.



FRANKGORE
RUNNING BACK





CHUCK PAGANO

HEAD COACH

JOINED COLTS: 2012

YEARS IN NFL: 16 years

COLLEGE: Wyoming

HOMETOWN: Boulder, CO

In five years as head coach of the Indianapolis Colts, Chuck Pagano has led the team to a 49-31 regular season record, including three consecutive 11-5 seasons and playoff appearances from 2012-14. Entering the 2017 campaign, Pagano's .613 winning percentage ranks fifth among active head coaches in the NFL. Including the playoffs, his .605 winning percentage ranks third in Colts history among head coaches in their first five seasons, sitting behind Pro Football Hall of Famers Tony Dungy (.737) and Don Shula (.694). In the process, Pagano became only the second head coach in NFL history to earn 11 wins in each of his first three seasons with a team and became the third head coach in Colts history to reach the playoffs in each of his first three years (Ted Marchibroda, 1975-77 and Tony Dungy, 2002-04). For two consecutive seasons (2013-14), Indianapolis posted perfect 6-0 records against AFC South opponents en route to back-to-back division titles.

Under Pagano, the Colts went 33 games without losing two in a row from September 9, 2012 – September 7, 2014, which is the longest such streak in franchise history to start a career. Dating back to 2012, Indianapolis has recorded a 24-7 record in regular season games immediately following a loss and a 32-13 mark in games decided by one possession or less, which leads the league over a five-year span (2012-16).

From his initial season as head coach of the Colts, Pagano has established a winning culture as the team maintains their yearly goal of hoisting the Lombardi Trophy. Known as one of the league's top motivators, he's ingrained this vision within the locker room.

Pagano led the Colts to an 8-8 record in 2016 in addition to a 3-3 mark within the AFC South. Dating back to 2012, Indianapolis has posted a 23-7 mark against the AFC South, which is tied for the best record against a division in the NFL during that span. The season saw the return of quarterback Andrew Luck, who missed most of the 2015 season due to injury. Luck returned to form and finished in the top 10 in the NFL in passing yards (4,240, eighth), passing touchdowns (31, fifth) and quarterback rating (96.4, ninth). T.Y. Hilton set career highs in receptions (91) and receiving yards (1,448) en route to his third consecutive Pro Bowl nod. He finished as the NFL's

QUICK HITS

Entering 2016, Pagano's .613 winning percentage ranks fifth among active head coaches in the NFL. Including the playoffs, his .605 winning percentage ranks third in Colts history among head coaches in their first five seasons.

Following a Week 5 victory against Houston in 2015, Pagano and the Colts improved their winning streak to 16 consecutive games against the AFC South, which set an NFL record. Indianapolis has posted a 23-7 mark against the AFC South dating back to 2012, which is tied for the best record against a division in the NFL during that span.

Pagano became the second head coach in NFL history to record 11-or-more wins in each of his first three seasons with a team.

Under Pagano, the Colts went 33 games without consecutive losses from September 9, 2012 – September 7, 2014, which is the second-longest streak for a Colts head coach. Pagano holds the longest such streak in franchise history to start a career.

Dating back to 2012, Pagano and the Colts have recorded a 24-7 record in regular season games immediately following a loss and a 32-13 mark in games decided by one possession or less, which leads the league over a five-year span (2012-16).

leading receiver and became the first Colt since Reggie Wayne in 2007 to earn that honor. Frank Gore rushed for 1,025 yards and four touchdowns to become the first Colt to run for 1,000 yards since Joseph Addai in 2007. He became the first running back at the age of 33 or older to rush for 1,000 yards since John Riggins in 1984 and just the fourth player overall. The offense also received major contribution from Indianapolis native Jack Doyle, who set career highs in receptions (59), receiving yards (584) and receiving touchdowns (five). Doyle's 59 receptions were the fourth most by a tight end in a single season in franchise history. Defensively, Erik Walden ranked tied for eighth in the league with 11.0 sacks. He was one of six linebackers in the NFL to record 11.0 or more sacks and three or more forced fumbles. The 2016 season saw the end of an era as the franchise's all-time sack leader Robert

Mathis concluded his 14-year Indianapolis career. Mathis registered 5.0 sacks in 2016 to bring his career total to 123.0, which ranks 17th in league history. He holds the league record for career sack-forced fumbles (47). On special teams, Adam Vinatieri converted 27-of-31 field goals and 44 PATs for 125 points. He connected on 25 consecutive field goals to end the 2015 season and made his first 19 field goals of the 2016 season to set a new NFL record for consecutive field goals made (44). Pat McAfee led the league in punting average (49.3) and ranked third in net punting average (42.7). His punting average set a new Colts single-season record as he earned his second career Pro Bowl selection.

In 2015, Pagano's squad posted an 8-8 record, including a 4-2 mark against the AFC South Division. Following a Week 5 victory against the Houston Texans, the Colts improved their winning streak to 16 consecutive games against the division, which set an NFL record. From 2012-15, Indianapolis compiled a 20-4 record against the AFC South, which was the second-best record against a division in the NFL during that span. After a 3-5 record in the first half of the season, Pagano and the Colts claimed a victory against the undefeated Denver Broncos in a game that featured 365 yards of net offense from Indianapolis against the league's No. 1 defense. The win came at a cost, however, as starting quarterback Andrew Luck suffered an injury which would sideline him for the season. Matt Hasselbeck took the reins at quarterback and notched three wins in place of Luck to give him a total record of 5-3 as a starter for the year. In addition to a victory in the regular season finale with Josh Freeman starting at quarterback, the Colts led the league in victories by a backup quarterback with six. Pagano guided an offensive unit that featured Frank Gore who ranked third in the AFC with the team's highest rushing total in a single season (967) dating back to 2007. T.Y. Hilton also tallied his third consecutive 1,000-yard receiving season en route to his second consecutive Pro Bowl appearance. Defensively, the Colts finished with five touchdowns, which tied for the most in a single season in franchise history dating back to 1975 and 1994. In addition, the Colts ranked tied for sixth in the NFL with 17 interceptions led by Pro Bowlers, Mike Adams (five) and Vontae Davis (four).

Pagano guided the Colts to 11 wins in 2014, which included an appearance in the AFC Championship Game, the team's first since 2009. Indianapolis manufactured one of the best offensive seasons in franchise history, recording its highest single-season totals for net yards (6,506, third in the NFL) and net passing yards (4,894, first in the NFL). The Colts scored 458 points, which was the second-highest yearly total in team history and the team's 28.6 points per game average ranked sixth in the league. Andrew Luck set a single-season franchise record with 4,791 passing yards while setting career highs in completions (380), passing touchdowns (40, first in the NFL) and passer

rating (96.5). Defensively, the Colts ranked seventh in the AFC against the pass (229.3 ypg.). Adams tied for the NFL lead in takeaways (seven), while Davis ranked tied for third in the league in passes defended (18) as the two earned their first career Pro Bowl selections. On special teams, Adam Vinatieri tallied 140 points, the second-highest total of his career while Pat McAfee set single-season franchise records for net punting average (42.8), punts inside the 20-yard line (30) and kickoff touchbacks (70). Vinatieri and McAfee became the fourth punter-kicker duo from the same team to both be named to The Associated Press NFL All-Pro team as each earned Pro Bowl honors.

Pagano's coaching prowess was on full display in 2013. He guided Indianapolis to a 6-1 record in games decided by one possession or less as the Colts registered four victories in games when trailing in the fourth quarter. In addition, Indianapolis became the first team to finish a season with the least amount of turnovers (14) and penalties (66) in the NFL since 2002. The club also finished with a franchise-low in turnovers and fumbles lost (four).

The year was highlighted by an AFC Wild Card Playoff victory against the Kansas City Chiefs on January 4, 2014. The Colts trailed by 28 points (38-10) with 12 minutes remaining in the third quarter. Following a 10-yard touchdown run by running back Donald Brown, quarterback Andrew Luck led the team to four touchdowns, including a three-yard pass to Brown, a 12-yard pass to tight end Coby Fleener, a five-yard fumble recovery for a score and the game-winning 64-yard touchdown pass to wide receiver T.Y. Hilton. The team embraced Pagano's no-panic attitude as they inched their way to victory. The win marked the second-largest comeback in NFL postseason history, behind Buffalo's 32-point comeback victory against the Houston Oilers on January 3, 1993. It was also the first time a team (regular season or postseason) won a game in regulation after trailing by as many as 28 points.

Pagano was named head coach of the Colts on January 25, 2012. His first season proved to be one of the most inspirational stories in NFL history. Pagano was forced to take a leave of absence just three games into the season after being diagnosed with a curable form of leukemia.

With a 1-2 record, the Colts were without their leader in the midst of a transition that had started taking shape in the offseason. Those who expected the Colts to falter didn't understand the principles on which Pagano built his squad. Terms like trust, loyalty, respect and team resonate throughout the Indiana Farm Bureau Football Center and are applied on game days.

Serving as the team's interim head coach, offensive coordinator Bruce Arians and the Colts defied the odds and rallied to a 9-3 record. During that time frame,



ADMINISTRATION

COACHING STAFF

FOOTBALL OPERATIONS

BUSINESS OPERATIONS

PLAYERS

2016 SEASON IN REVIEW

COLTS HISTORY

RECORDS

COLTS IN THE COMMUNITY

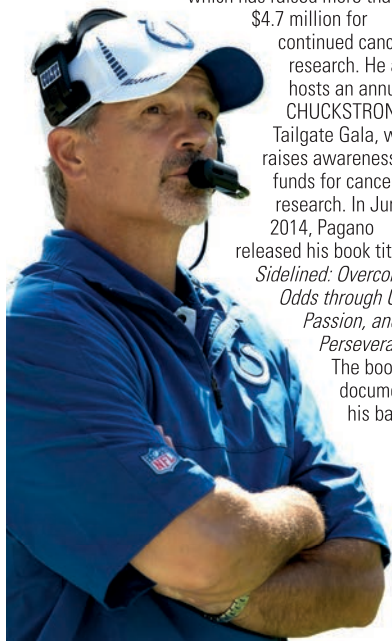
Indianapolis secured a playoff berth and accomplished one of their primary goals – extending the season for Pagano. Some of the victories during Arians' term included a comeback win against Green Bay (Week 5) after trailing by 18 points, an overtime victory on the road at Tennessee (Week 8) and a last-second victory in Detroit (Week 13). In all, the Colts posted a 9-1 record in one-possession games in 2012, including winning their last eight.

As the regular season came to an end, the culmination of Arians' stretch as interim head coach concluded with the team's playoff-clinching victory at Kansas City (Week 16). The stage was set for Pagano to return after missing 12 weeks of action.

Division rival Houston visited Lucas Oil Stadium in the regular season finale in hopes of clinching the AFC's No. 1 seed in the playoffs. The Colts were not deterred, however, as the team corralled the emotion in Pagano's return and compiled a 28-16 win to finish the regular season with an 11-5 record. The real victory, however, was the return of a healthy Chuck Pagano. It was a day the Colts organization and fans will remember for generations.

In just eight months as a resident of Indiana, the Indianapolis community, the state and the country showered Pagano and his family with an outpouring of support as he endured his battle with leukemia. It was this support along with the caregivers at the Indiana University Melvin and Bren Simon Cancer Center that he credits for his current state of remission. In return, Pagano has formed the CHUCKSTRONG Foundation,

which has raised more than \$4.7 million for continued cancer research. He also hosts an annual CHUCKSTRONG Tailgate Gala, which raises awareness and funds for cancer research. In June of 2014, Pagano released his book titled *Sidelined: Overcoming Odds through Unity, Passion, and Perseverance*. The book documents his battle



with leukemia while giving readers insight into an inspiring 2012 Colts season. Proceeds from the book are donated to cancer research and other charities.

Indianapolis' playoff run ended earlier than the team had wished after falling to the eventual Super Bowl XLVII champion Baltimore Ravens in an AFC Wild Card playoff contest. What was not lost were the numerous team and individual milestones that the Colts established in a season facing low expectations. Most notably, the 11-5 record was a nine-win improvement from the 2011 campaign, which tied for the third-largest one-year turnaround in NFL history. The Colts also registered their 12th 10-plus win season dating back to 1999.

Pagano and Arians were honored together by the Maxwell Football Club as the recipients of the 24th Annual Earle "Greasy" Neale Award for Professional Coach of the Year. The two also garnered AFC Coach of the Year honors as winners of the annual NFL 101 Awards. Pagano was selected by the PFWA as the winner of the 2013 George Halas Award, given to the NFL player, coach or staff member who overcame the most adversity to succeed. Each year, the Fritz Pollard Alliance Foundation recognizes individuals who make a difference in diversity and inclusion at an annual awards banquet. In February of 2013, Pagano received the foundation's Game Ball Award for the differences he has made to level the playing field in the NFL for minorities.

In five seasons with the Colts, Pagano has coached 10 Pro Bowl players, including S-Mike Adams (twice), CB-Vontae Davis (twice), WR-T.Y. Hilton (three times), ILB-D'Qwell Jackson, QB-Andrew Luck (three times), OLB-Robert Mathis (twice), P-Pat McAfee (twice), LS-Matt Overton, K-Adam Vinatieri and WR-Reggie Wayne. In 2013, Mathis led the NFL and set a career-high with 19.5 sacks, earning him the inaugural Deacon Jones Award. In the process, he set a new franchise record with 111.0 career sacks.

The 2017 season will mark Pagano's 34th year of coaching and 16th season in the NFL. Prior to joining the Colts, he spent four seasons with the Baltimore Ravens and the last (2011) as the team's defensive coordinator.

In 2011, Pagano's defensive unit finished third in the NFL in total defense (288.9 ypg.), second against the run (92.6 ypg.) and fourth against the pass (196.3 ypg.) on their way to an appearance in the AFC Championship Game. The Ravens also led the league in forced fumbles (21) and had the third-most sacks in the NFL (48.0), including a franchise record-tying 9.0 sacks in Week 12 against San Francisco.

Pagano served as the Ravens secondary coach for three seasons (2008-2010) before taking the reins as defensive coordinator. As the team's secondary coach, he led a defensive backfield that had to adjust to a number of injuries, including a significant loss of

seven-time Pro Bowl safety Ed Reed, who started the 2010 campaign on the PUP list. Even after missing the first six games, Reed still led the league with eight interceptions in only 10 games in 2010.

In Pagano's first season with the Ravens (2008), the team led the NFL with 26 interceptions, including Reed's NFL-high nine picks. Reed, the league's only unanimous (50 votes) All-Pro in 2008, was also coached by Pagano at the University of Miami (Fla.). Pagano's secondary ranked second against the pass (179.7 ypg.) as the defense ranked No. 2 overall in the league, a drastic improvement from a No. 20 overall finish in 2007.

In his four seasons in Baltimore, Pagano's defenses allowed the second-fewest points per game (16.3) and the second-fewest net yards (292.3) in the NFL. The Ravens also ranked third in the NFL in scoring defense during that span.

Pagano posted a one-year stint as the defensive coordinator at the University of North Carolina in 2007, where he rejoined head coach Butch Davis from previous stops with the Cleveland Browns and Miami Hurricanes. Under Pagano, the defense improved from 92nd in the nation in 2006 to 35th in 2007.

Prior to UNC, Pagano spent two seasons (2005-06) as the defensive backs coach of the Oakland Raiders. In 2006, the Raiders led the NFL in pass defense, allowing just 150.8 yards per game, and ranked third in total defense, surrendering only 284.8 yards per contest. Cornerback Nnamdi Asomugha ranked third in the NFL with eight interceptions.

From 2001-04, Pagano coached the Cleveland secondary under then-head coach Butch Davis. In 2003, the defensive backs helped the Browns tie the franchise record for the fewest passing touchdowns allowed in a season with 13. Under Pagano's guidance in 2001, Cleveland's secondary accounted for 28 of the team's NFL-leading and team-record 33 interceptions. That season, rookie cornerback Anthony Henry led the NFL with 10 picks.

Pagano returned to the University of Miami (Fla.) from 1995-2000 for his second stint at the school, coaching the Hurricanes secondary as well as serving as the special teams coordinator. He coached four NFL first-round defensive backs: Duane Starks (Ravens, 10th-1998), Phillip Buchanon (Raiders, 17th-2002), Reed (Ravens, 24th-2002) and Mike Rumph (49ers, 27th-2002). During Pagano's second tenure in Miami, the Hurricanes blocked 39 kicks in 59 games. In 2000, the secondary was named the nation's best by *Football News*. His special teams unit also set a school record in 1996 with 12 blocked kicks.

Pagano started his coaching career as a graduate assistant at the University of Southern California (1984-85) before taking the same role at Miami (Fla.) in 1986. In 1987, he started a two-year stint at Boise State University where he coached outside linebackers. Pagano then spent one season (1989) at East Carolina University coaching the secondary before moving to UNLV where he led the secondary (1990) and eventually was named defensive coordinator in 1991. In 1992, Pagano returned to East Carolina, coaching the secondary and outside linebackers for three seasons (1992-94).

Collegiately, Pagano was a four-year letterman and two-year starter at strong safety for the University of Wyoming and graduated with a degree in marketing in 1984.

Pagano was a four-year letterman and two-year starter at strong safety at Fairview (Boulder, Colo.) High School. His brother, John, is assistant head coach – defense for the Oakland Raiders and is a former defensive assistant for the Colts from 1998-2001. Both Chuck and John played for their father, Sam, who was the head coach at Fairview. Sam was selected to the 25th Hall of Fame induction class for the Colorado High School Activities Association in 2013. Pagano is active with the United Service Organizations and has participated on two USO Tours. He also served on the USO 75th Anniversary Honorary Committee. Chuck and his wife, Tina, have three daughters, Tara, Taylor and Tori, and three granddaughters, Avery, Addison and Zoey.

COACHING CAREER

1984-1985	Southern California	Graduate Assistant
1986	University of Miami (Fla.)	Graduate Assistant
1987-1988	Boise State	Outside Linebackers
1989	East Carolina	Secondary
1990	UNLV	Secondary
1991	UNLV	Defensive Coordinator/Secondary
1992-1994	East Carolina	Secondary/Outside Linebackers
1995-2000	University of Miami (Fla.)	Secondary/Special Teams
2001-2004	Cleveland Browns	Secondary
2005-2006	Oakland Raiders	Defensive Backs
2007	North Carolina	Defensive Coordinator
2008-2010	Baltimore Ravens	Secondary
2011	Baltimore Ravens	Defensive Coordinator
2012-2017	Indianapolis Colts	Head Coach

COLTS COACHING HISTORY

REGULAR SEASON AND POSTSEASON

HEAD COACH	YEARS	RECORD	ASSISTANTS
Cecil Isbell	1947-49	9-22-1	N. Campofreda; D. Edmunds; A. Hewlitt; J. Hunt; J. Taylor (1947); T. Stidman (1947-48); L. Defilippo (1948); B. Conkright; W. Driskill; M. Michalske; C. O'Rourke (1949)
*1 Walter Driskill	1949	1-7	J. Hunt; W. Millner; R. Pirro
Clem Crowe	1950	1-11	
Keith Molesworth	1953	3-9	O. Douglas; R. Richards; N. Wasylik
Weeb Ewbank	1954-62	61-52-1	R. Murphy; J. Thomas (1954); F. Cumiskey; C. Winner (1954-62); T. Hughes (1955); F. Lauterbur (1955-56); H. Ball (1956-62); J. Bridgers; B. Shaw (1957-58); D. McCafferty; J. Sandusky (1959-62)
Don Shula	1963-69	73-26-4	G. Marchetti; J. Mutscheller; B. Pellington (1963); C. Winner (1963-65); D. McCafferty; J. Sandusky (1963-69); B. Arnsparger; D. Bielski (1964-69); C. Noll (1966-68); B. Boyd (1969)
Don McCafferty	1970-72	26-11-1	L. Rymkus (1970); D. Bielski; B. Boyd; H. Bullough; J. Idzik; J. Sandusky (1970-72); B. (Red) Miller (1971-72)
*2 John Sandusky	1972	4-5	
Howard Schnellenberger	1973-74	4-13	R. Callahan; B. Franklin; D. Voris (1973); P. McCulley; G. Sefcik; G. Young (1973-74); D. Doll; F. Lauterbur; J. Smith (1974)
*3 Joe Thomas	1974	2-9	
Ted Marchibroda	1975-79	41-36	P. McCulley; J. Smith (1975-76); F. Lauterbur (1975-77); W. Dovell (1975-78); M. Baughan; G. Boutselis (1975-79); D. Bielski; E. Khayat (1977-79); R. Hawkins (1978); J. Symank; E. Zwahlen (1979)
Mike McCormack	1980-81	9-23	D. Bielski; G. Boutselis; J. Idzik; E. Khayat; J. Symank; J. Vitt; C. Weber; R. Wietecha (1980-81); B. Boyd; C. Powers (1981)
Frank Kush	1982-84	11-28-1	B. Carson (1982); B. Valsente (1982-83); Z. Bratkowski; G. Cunningham; H. Hunter; R. Mann; R. Theder; R. Venturi; M. Westhoff (1982-84); G. Catavolos (1984)
*4 Hal Hunter	1984	0-1	
Rod Dowhower	1985-86	5-24	S. Sidwell (1985); J. Becker; G. Catavolos; G. Hill; T. Lovat; B. Matthews; C. Myers; K. Rowen; R. Venturi; T. Zupancic; J. Marshall (1986)
*5 Ron Meyer	1986	3-0	
Ron Meyer	1987-91	33-36	J. Becker; G. Hill; T. Lovat; J. Marshall; C. Myers; K. Rowen (1987-88); L. Burtnett; G. Catavolos; R. Venturi; T. Zupancic; G. Briner (1989); L. Kennan; D. Scarnecchia (1989-90); M. Jackson; B. Muir; B. Seely (1989-91); D. Ahrens; S. Croom; S. Furness (1991)
*6 Rick Venturi	1991	1-10	
Ted Marchibroda	1992-95	32-35	A. Gibbs (1992); G. Catavolos; D. Painter; F. Peay; J. Robertson; B. Seely; R. Venturi (1992-93); N. Nicolau (1992-94); R. Blackledge; G. Huey; T. Zupancic; F. Bruney (1993-95); T. Batta; G. Blache; J. Johnson; H. Kuhlmann; J. Robinson; P. Thomas; V. Tobin (1994-95); L. Infante (1995)
Lindy Infante	1996-97	12-21	F. Bruney (1996); T. Batta; G. Blache; R. Blackledge; C. Bresnahan; C. Davis; B. Geis; G. Huey; J. Johnson; H. Kuhlmann; J. Robinson; P. Thomas; T. Zupancic; J. Robertson (1997)
Jim Mora	1998-01	32-34	G. Blache; R. Tillman; T. Zupancic (1998); B. Arians (1998-00); G. Catavolos; G. Huey; T. Marciano; T. Moore; H. Mudd; M. Murphy; J. Norvell; J. Pagano; K. Spencer; J. Torine (1998-01); V. Fangio; T. Grantham (1999-01); R. Howell (2000-01); J. Hufnagel (2001)

Tony Dungy	2002-08	92-33	C. Foerster (2002-03); D. Reynolds (2002-06); J. Caldwell; C. Christensen; R. Howell; G. Huey; R. Meeks; T. Moore; H. Mudd; M. Murphy; R. Purnell; J. Teerlinck; R. Thomas; J. Torine; A. Williams (2002-07); P. Metzelaars (2004-08); L. Frazier (2005-06); R. Perry; B. Teerlinck; C. Woods (2007-08); F. Reich (2008)
Jim Caldwell	2009-11	28-24	H. Mudd (2009); G. Huey (2009-10); T. Moore (2009-10); C. Christensen; L. Coyer; R. Howell; P. Metzelaars; M. Murphy; R. Perry; F. Reich; R. Rychleski; B. Teerlinck; J. Teerlinck; R. Thomas; J. Torine; A. Williams (2009-11); J.B. Cooter; R. Prince; R. Turner (2010-11); D. Fitzsimmons; D. Walker (2011)
Chuck Pagano	2012-16	52-34	R. Anderson (2012-15); B. Arians (2012); T. Berbenich (2013-16); J. Bettcher (2012); B. Boyer (2012-15); C. Christensen (2012-15); R. Chudzinski (2014-16); M. Drayton (2016); G. Emanuel; J. FitzGerald (2012-15); J. Gilbert; M. Gillhamer (2012-15); F. Giufre; H. Goodwin (2012); P. Hamilton (2013-15); J. Herrmann (2016); J. Hostler (2015-16); R. Howell; L. Hull (2016); H. Hunter (2013-15); D. Krein (2016); M. Maalouf (2012); G. Manuskay (2012-15); R. Marandino (2012-15); T. McMahon (2013-16); T. Monachino (2016); J. Philbin (2016); A. Roberts (2012-15); B. Schottenheimer (2016); J. Singleton (2016); S. Terlecky (2016); D. Walker (2012-14); B. White; C. Williams (2012-15); G. Williams (2016)
*7 Bruce Arians	2012	9-3 (Wins credited to Pagano)	

*1 Succeeded Isbell for last eight games

*2 Succeeded McCafferty for last nine games

*3 Succeeded Schnellenberger for last 11 games

*4 Succeeded Kush for last game

*5 Succeeded Dowhower for last three games

*6 Succeeded Meyer for last 11 games

*7 Filled in for an ill Pagano for 12 games (Weeks 5-16)



ROB CHUDZINSKI

OFFENSIVE COORDINATOR

JOINED COLTS: 2014

YEARS IN NFL: 14 years

COLLEGE: Miami (Fla.)

HOMETOWN: Toledo, OH

Rob Chudzinski enters his fourth year with the Indianapolis Colts and second as offensive coordinator. He was named to the position on January 7, 2016 after serving as associate head coach in 2015 and special assistant to the head coach in 2014. Chudzinski also assumed control of the offensive coordinator duties on an interim basis midway through the 2015 campaign. He holds 23 years of coaching experience, including the previous 13 seasons in the NFL.

Last season, Chudzinski orchestrated one of the most productive offenses in the NFL. The Colts ranked in the top 10 in the league in numerous categories, including points scored (397, seventh), yards per game (364.4, 10th), passing yards per game (262.6, tied-fifth), first downs per game (21.9, tied-fifth), third down percentage (43.07, seventh), red zone percentage (66.04, fifth), goal to go percentage (82.76, sixth) and average time of possession (30:39, 10th). Under the guidance of Chudzinski, quarterback Andrew Luck established a new single-season career high in completion percentage (63.5). Luck also finished the season ranked in the top 10 in the NFL in passing yards (4,240, eighth), passing touchdowns (31, fifth) and quarterback rating (96.4, ninth). He registered five 300-yard passing games and was named AFC Offensive Player of the Week in Week 13.

In 2016, running back Frank Gore rushed for 1,025 yards and four touchdowns, as he became the first Colts running back since Joseph Addai in 2007 to rush for 1,000 yards and the eighth running back in team history to accomplish the feat. He became the first running back at the age of 33 or older to rush for 1,000 yards since John Riggins in 1984 and just the fourth player overall.

Additionally, wide receiver T.Y. Hilton set new single-season career highs in receptions (91) and receiving yards (1,448) as he became the first Colts player to lead the NFL in receiving yards since Reggie Wayne in 2007. It marked just the eighth time in team history that a Colts player led the league in receiving. Hilton also added six receiving touchdowns while earning his third consecutive (2014-16) Pro Bowl nod. He registered his fourth consecutive 1,000-yard receiving season to join Marvin Harrison (eight) and

Reggie Wayne (eight) as the only players in Colts history to post four or more such seasons.

In 2015, Chudzinski served as associate head coach and took over the offensive coordinator duties in Week 9. Despite having only five days to prepare for the Denver Broncos, the NFL's No. 1 ranked defense, Chudzinski's play calling helped the Colts defeat the eventual Super Bowl Champions, 27-24. Luck recorded his best game of the season as he completed 21-of-36 passes for 252 yards and two touchdowns for a season-high 98.4 passer rating.

In the final eight games of the 2015 season when Chudzinski assumed offensive coordinator duties, he guided an offense that ranked second in the AFC in third down conversions (41.0 percent) as backup quarterback Matt Hasselbeck assisted the team to a 5-3 record filling in for an injured Luck. The Colts finished the year with a league-leading six victories by backup quarterbacks and the team's 5-3 record in the last eight games of the year ranked tied for fourth in the AFC. One of Chudzinski's more impressive coaching performances came during the 2015 season finale. With Hasselbeck hurt, the Colts signed free agent quarterbacks Josh Freeman and Ryan Lindley on



Tuesday prior to the game against Tennessee. Chudzinski worked around the clock to get Freeman and Lindley up to speed as both would have roles in the contest. Freeman got the start and completed 15-of-28 passes for 149 yards with one touchdown and one interception. Lindley was responsible for the two-minute offense and led Indianapolis on an eight-play, 58-yard drive, which resulted in an Andre Johnson 18-yard touchdown reception to give the Colts a 20-14 halftime advantage. Lindley would finish the game 6-of-10 passing for 58 yards and one touchdown. The performance from both quarterbacks led to a victory and secured the team's ninth consecutive win against the Titans.

Under the direction of Chudzinski in 2015, Gore totaled 260 carries for 967 yards and six touchdowns. His 967 rushing yards ranked third in the AFC and were the most by a Colts running back since 2007 (Joseph Addai, 1,072). Hilton registered his third-consecutive 1,000-yard season as he caught 69 passes for 1,124 yards and five touchdowns. Hilton was named to his second consecutive Pro Bowl, and joined Marvin Harrison (eight) and Reggie Wayne (eight) as the only players in Colts history to post three or more 1,000-yard receiving seasons.

Chudzinski served as special assistant to the head coach in 2014 and provided input on both sides of the ball along with assisting Head Coach Chuck Pagano. He also helped with game management and handled special projects.

Chudzinski's relationship with Pagano dates back to the University of Miami in 1986. Pagano was a graduate assistant during Chudzinski's freshman year at the school. The two then coached the Hurricanes together from 1995-2000 prior to a stint with the Cleveland Browns in 2004.

In 2014, Chudzinski helped the Colts to their third consecutive 11-win season and second straight AFC South title. The team recorded a perfect 6-0 division record for the second straight year, marking the first time in franchise history they've accomplished the feat in back-to-back seasons. Indianapolis also won two postseason contests and reached the AFC Championship Game for the first time since 2009. Chudzinski assisted an offense that ranked first in the NFL in passing (305.9 ypg.) and passing touchdowns (42). The Colts ranked third in the league in total offense (406.6 ypg.), which was a 12-spot improvement from a No. 15 ranking in 2013 and ranked sixth in the NFL in scoring (28.6 ppg.), which was an eight-spot jump from the previous season. Defensively, Indianapolis improved in all three categories including total defense, rushing defense and passing defense.

In 2013, Chudzinski served as the head coach of the Cleveland Browns. Cleveland finished 18th in the NFL

in total offense and 11th in passing yards, marking the highest ranking for the team dating back to 1991. The Browns also finished ninth in total defense, which was the highest ranking since 1994. Cleveland recorded 40.0 sacks as a team and tied for the league lead with 16 total players with a sack.

Chudzinski developed six Pro Bowlers and five Associated Press All-Pro selections in Cleveland including, TE-Jordan Cameron, WR-Josh Gordon, CB-Joe Haden, C-Alex Mack, T-Joe Thomas and S-T.J. Ward. Four of those players, Cameron, Gordon, Haden and Ward, were first-time Pro Bowl selections. Gordon became the first Browns player to lead the NFL in receiving yards (1,646). He played in just 14 games and also recorded the 10th-most receiving yards in a season in NFL history. Cameron posted career highs with 80 receptions for 917 yards and seven touchdowns. His receiving yards ranked second among NFL tight ends in 2013, while his receptions total ranked third.

Prior to joining the Browns, Chudzinski spent two years (2011-12) as offensive coordinator of the Carolina Panthers. In 2011, the team set club records for total yards (6,237) and first downs (345), one year after experiencing franchise lows in both categories. Carolina scored 48 touchdowns overall after recording 17 the year before his arrival. Chudzinski tutored quarterback Cam Newton, who became the first rookie in NFL history to throw for 4,000 yards, while setting an NFL record for rushing touchdowns by a quarterback with 14 en route to being named the 2011 Associated Press Offensive Rookie of the Year. The Panthers also became the first team in NFL history with three 700-yard rushers in DeAngelo Williams (836), Jonathan Stewart (761) and Newton (706).

Chudzinski had two stints with the San Diego Chargers, where he served as the assistant head coach/tight ends from 2009-2010 and tight ends coach from 2005-06. He coached tight end Antonio Gates, who recorded both of his 1,000-yard receiving seasons under Chudzinski in 2005 and 2009. Chudzinski worked with a San Diego offense that led the NFL in total offense (395.6 ypg.) in 2010 and ranked fifth in the league in passing (271.1 ypg.) in 2009. In the two years combined, the Chargers ranked second in the NFL in points per game (28.0) and fourth in the league in overall touchdowns (102).

From 2007-08, Chudzinski served as offensive coordinator of the Browns. In 2007, Cleveland scored 402 points and tallied 5,621 yards of total offense, both of which ranked as the third-most in franchise history. In addition, the team tied for seventh in the NFL in touchdowns and eighth in total offense after finishing 30th and 31st, respectively, the year prior.

Chudzinski began his NFL coaching career in 2004 as



ADMINISTRATION

COACHING STAFF

FOOTBALL OPERATIONS

BUSINESS OPERATIONS

PLAYERS

2016 SEASON IN REVIEW

COLTS HISTORY

RECORDS

COLTS IN THE COMMUNITY

the Browns tight ends coach, where he worked with first-round draft choice Kellen Winslow. During the season, he was elevated to offensive coordinator for the final five games following Butch Davis' resignation as head coach.

From 1994-2003, Chudzinski coached at his alma mater, the University of Miami (Fla.). He spent two seasons (1994-95) as a graduate assistant, five (1996-2000) as tight ends coach and three (2001-03) as offensive coordinator. During his three seasons as offensive coordinator, the Hurricanes compiled a record of 35-3, set numerous offensive school records and played in a BCS Bowl Game every year, including two National Championship appearances. Chudzinski helped shape several future NFL Pro Bowlers, including Bubba Franks, Frank Gore, Andre Johnson, Willis McGahee, Bryant McKinnie, Clinton Portis, Jeremy

Shockey and Kellen Winslow.

Chudzinski played tight end at Miami from 1986-1990. He was a three-year starter and a member of two national championship teams (1987 and 1989). He graduated with a B.A. in business administration in 1990 and went on to earn his MBA in 1996.

In 2015, Chudzinski was inducted into the University of Miami Sports Hall of Fame. His class was comprised of two-time Olympic medalist Lauryn Williams as well as football stars Jonathan Vilma, Kevin Patrick, Rusty Medearis, Winston Moss and the late Sean Taylor among others.

A native of Toledo, Ohio, Chudzinski and his wife, Sheila, have three sons, Kaelan, Rian and Declan, and one daughter, Margaret.

COACHING CAREER

1994-1995	University of Miami (Fla.)	Graduate Assistant
1996-2000	University of Miami (Fla.)	Tight Ends
2001-2003	University of Miami (Fla.)	Offensive Coordinator
2004	Cleveland Browns	Tight Ends/Interim Offensive Coordinator (five games)
2005-2006	San Diego Chargers	Tight Ends
2007-2008	Cleveland Browns	Offensive Coordinator
2009-2010	San Diego Chargers	Assistant Head Coach/Tight Ends
2011-2012	Carolina Panthers	Offensive Coordinator
2013	Cleveland Browns	Head Coach
2014	Indianapolis Colts	Special Assistant to the Head Coach
2015	Indianapolis Colts	Associate Head Coach
2016-2017	Indianapolis Colts	Offensive Coordinator



TED MONACHINO

DEFENSIVE COORDINATOR

JOINED COLTS: 2016

YEARS IN NFL: 12 years

COLLEGE: Missouri

HOMETOWN: Council Bluffs, IA

Ted Monachino enters his second season with the Colts as the team's defensive coordinator. He holds 27 years of coaching experience and enters his 12th season in the NFL.

In 2016, Monachino helped guide outside linebacker Erik Walden to the best season of his nine-year career. Walden led the Colts with a career-high 11.0 sacks and 9.0 tackles for loss, while tying for the team lead with three forced fumbles. He finished tied for eighth in the NFL (tied for fourth in the AFC) in sacks. Walden was one of six linebackers in the NFL to record 11.0 or more sacks and three or more forced fumbles in 2016. Outside linebacker Robert Mathis finished second on

the team with 5.0 sacks and tied for the team lead with Walden with three forced fumbles. Mathis was named AFC Defensive Player of the Week (Week 17) after registering three solo tackles, 1.0 sack, one forced fumble and one fumble recovery in his final game in the NFL.

Veteran inside linebacker D'Qwell Jackson led the team in tackles (81) for the third consecutive season, while adding 5.0 tackles for loss, 1.0 sack, three passes defended and two fumble recoveries. Safety Mike Adams finished second on the team with 80 tackles (65 solo), while adding two interceptions, two passes defended, two forced fumbles and two fumble



recoveries. Cornerback Vontae Davis registered double-digit passes defended (10) for the fourth consecutive season, which is tied for the fourth longest active streak in the NFL.

Monachino was also pivotal in the development of first-year inside linebacker Edwin Jackson. After spending time on the Colts practice squad in 2015, Jackson appeared in all 16 games (eight starts) in 2016 and finished third on the team with 61 tackles (42 solo). He also contributed 1.0 tackle for loss and 2.0 sacks.

Prior to Indianapolis, Monachino spent six seasons with the Baltimore Ravens serving as the linebackers (2012-15) and outside linebackers (2010-11) coach. He sent at least one Raven from his positional group to the Pro Bowl in four of his six seasons in Baltimore.

Over his last two seasons in Baltimore, Monachino helped develop Ravens linebacker C.J. Mosley into one of the most productive young players at the position. In 2014, Mosley became the first rookie in Ravens history to be named to the Pro Bowl as his 129 tackles ranked eighth in the NFL and first among rookies. Mosley and veteran linebacker Daryl Smith were two of only three NFL defenders to tally at least 125 tackles, an interception, a sack, a fumble recovery and a forced fumble in 2014. Monachino coached Pro Bowler Elvis Dumervil to a franchise-record 17.0 sacks in 2014. Dumervil combined with fellow outside linebacker Terrell Suggs (12.0) to produce the most sacks of any duo in the NFL (29.0) in 2014 as Baltimore tallied the second-most sacks in the league.

In 2013, Suggs (10.0) and Dumervil (9.5) totaled 19.5 sacks on the season and linebacker Daryl Smith was one of just three NFL defenders with at least 100 tackles, 5.0 sacks and three interceptions. Suggs was selected to his sixth Pro Bowl. Smith recorded 19 passes defended on the season to set a new team

record for a linebacker. The defense also ranked third in third-down defense (33.5 percent).

In Monachino's first season as linebackers coach in 2012, Baltimore ranked second in red zone defense and allowed the second-fewest passing touchdowns (15) en route to a Super Bowl XLVII victory.

Suggs was named The Associated Press NFL Defensive Player of the Year, First Team All-Pro and a Pro Bowler in 2011 after leading the AFC with a career-high 14.0 sacks and an NFL-best seven forced fumbles. The Ravens defense recorded an AFC-high 48.0 sacks (tied for third in the NFL), which were the fourth most in team history. The defensive unit allowed the league's third-fewest points (16.6 ppg.) for the fourth-straight year (tying an NFL record for finishing in the top 3) and finished with the league's second-fewest rushing yards allowed (92.6 ypg.).

In his first season in Baltimore in 2010, the Ravens allowed the NFL's third-fewest points (16.9 ppg.) for the third-straight year as Terrell Suggs led the team with 11.0 sacks and was selected to the Pro Bowl.

Prior to Baltimore, Monachino coached the defensive line for the Jacksonville Jaguars for four seasons (2006-09). In 2006, the Jaguars tied for fourth in the league in rushing defense after allowing 91.3 yards per game.

Monachino coached for five seasons at Arizona State (2001-05). He served as the defensive line coach for the Sun Devils and was pivotal in the development of Suggs, who was drafted by the Ravens in the first round of the 2003 NFL Draft. Suggs set the NCAA single-season record for sacks (24.0) and tackles for loss (31.5) in 2002 en route to winning the Bronco Nagurski Award, given to the best defensive player in the nation, the Rotary Lombardi Award for the country's top lineman and the Morris Trophy for the Pac-10's top lineman.

Collegiately, Monachino also had coaching stints at Boise State (2000), Southwest Missouri State (1999), James Madison (1998) and Texas Christian (1996-97). He began his coaching career in Missouri at the high school level at Hannibal High School (1990, 94-95) and Pacific High School (1991-93).

Monachino earned a degree in health and physical education from Missouri in 1990. He was a three-year letterman for the Tigers and received All Big 8 Conference academic honors two times. Monachino earned his master's credit in sport psychology from Texas Christian while serving as a graduate assistant from 1996-97. Monachino and his wife, Amy, have one daughter, Mikalee, who is a trauma nurse, and two sons, Sam, 17, and Michael, 13.

COACHING CAREER

1990	Hannibal (Mo.) High School	Assistant Coach
1991-1993	Pacific (Mo.) High School	Defensive Coordinator/Linebackers
1994-1995	Hannibal (Mo.) High School	Defensive Coordinator/Special Teams Coordinator/Offensive Line
1996-1997	Texas Christian	Defensive Graduate Assistant
1998	James Madison	Defensive Line
1999	Southwest Missouri State	Outside Linebackers
2000	Boise State	Defensive Line
2001-2005	Arizona State	Defensive Line
2006-2007	Jacksonville Jaguars	Assistant Defensive Line/Defensive Assistant
2008-2009	Jacksonville Jaguars	Defensive Line
2010-2011	Baltimore Ravens	Outside Linebackers
2012-2015	Baltimore Ravens	Linebackers
2016-2017	Indianapolis Colts	Defensive Coordinator



TOM McMAHON

SPECIAL TEAMS COORDINATOR

JOINED COLTS: 2013

YEARS IN NFL: 11 years

COLLEGE: Carroll College

HOMETOWN: Helena, MT

Tom McMahon enters his fifth season as the special teams coordinator of the Indianapolis Colts. McMahon holds 10 previous years of NFL coaching experience and spent the 2012 campaign as the special teams coach with the Kansas City Chiefs.

Last season, McMahon helped punter Pat McAfee earn his second career Pro Bowl selection after leading the league in punting average (49.3) and ranking third in net punting average (42.7). McAfee's punting average set a new Colts single-season record. Kicker Adam Vinatieri converted 27-of-31 field goals and 44 PATs for 125 points. He registered the 19th 100-point season of his career, which extended his NFL record. Vinatieri connected on 25 consecutive field goals to end the 2015 season and made his first 19 field goals of the 2016 season to set a new NFL record for consecutive field goals made (44). He was named AFC Special Teams Player of the Week (Week 5) and AFC Special Teams Player of the Month (October).

Additionally, the Colts ranked fourth in the NFL in kickoff return average (25.1). Running back Jordan Todman handled most of the kickoff return duties in 2016 and was named AFC Special Teams Player of the Week (Week 9) after registering two kickoff returns for 160 yards (80.0 avg.) and one touchdown against the Green Bay Packers. His 80.0 kickoff return average set a Colts single-game record with a minimum of two returns. Todman finished the season with 16 kickoff returns for 478 yards (29.9 avg.) and one touchdown.

His 29.9 kickoff return average ranked third in the NFL among players with at least 15 total returns.

In 2015, McMahon guided a special teams unit that set an NFL record by allowing just 156 kickoff return yards, as the Colts ranked third in the NFL in opponent kickoff return average (19.5). Indianapolis also set the highest touchback percentage (87.0) since the modern Super Bowl era in 1970. Vinatieri registered 107 total points to mark the 18th 100-point season of his career, which extended his NFL record. He ranked fourth in field goal percentage after converting 25-of-27 attempts (92.6 percent) and was the only kicker in the NFL to connect on all of his kicks from 40-49 yards (8-of-8). McAfee ranked second in the NFL in punting average (47.7) and fifth in net punting average (41.7). He led the league with a 90.5 kickoff touchback percentage and his 67 total touchbacks ranked third. Vinatieri was named AFC Special Teams Player of the Month for November, while McAfee earned AFC Special Teams Player of the Week honors in Week 3. McMahon was also instrumental in the development of undrafted rookie Quan Bray, who spent the first seven weeks of the season on the team's practice squad before being signed to the active roster on Oct. 27 and inserted as the Colts primary kickoff and punt returner. Despite playing in only nine games, Bray finished the season ranked sixth in the NFL in kickoff return average (27.1) and 11th in kickoff return yards (570). Since taking over the duties in Week 8, Bray ranked fourth in the league in kickoff return yards (570) from Weeks 8-17.

In 2014, McMahon coached two Associated Press First Team NFL All-Pro and Pro Bowl selections in McAfee and Vinatieri. McAfee converted a career-high three onside kicks and set single-season franchise records for punts pinned inside the 20-yard line (30), net punting average (42.8) and kickoff touchbacks (70). Vinatieri made 30-of-31 field goals and at one point made 35 consecutive attempts, which was then the fourth-longest streak in NFL history. In addition, he scored the third-highest single-season point total (140) in team history. The Colts special teams unit held opponents to the third-lowest punt return average (5.9) in the NFL in 2014.

In 2013, McMahon coached Vinatieri, who set a career high with 35 field goals made while recording 139 points, the third-highest total of his career. He also tied a career high with four field goals made from over 50 yards. McAfee set a then-franchise single-season record with 27 punts pinned inside the 20-yard line and also set the team single-game record with six such punts in Week 7 against Denver. McMahon also guided Andy Studebaker, who recorded a career-high 18 special teams tackles, and Sergio Brown, who posted nine special teams tackles and helped down seven of McAfee's punts inside the 10-yard line, including six inside the five-yard line.

With the Chiefs in 2012, McMahon guided AFC Pro Bowl punter Dustin Colquitt, who ranked second in the NFL with 45 punts pinned inside the 20-yard line while averaging 46.8 yards per punt and a net average of 40.8.

McMahon joined Kansas City following three seasons (2009-2011) as the special teams coordinator for the St. Louis Rams. In 2010, the Rams posted the league's third-best net punting average at 40.0 yards per punt. In addition, Rams punt returner Danny Amendola led the NFL with 12 returns of 20-plus yards in 2009 and 2010 combined.

Prior to his time in St. Louis, McMahon spent two seasons (2007-08) as an assistant special teams coach for the Atlanta Falcons. He was crucial in the development of kick returner Jerious Norwood, who

tallied 2,628 kickoff return yards, which ranked third in the NFL over that two-year span.

Before joining the Falcons, McMahon coached outside linebackers and special teams at the University of Louisville (2006). Under his guidance, kicker Art Carmody earned the Lou Groza Award as the nation's top kicker.

McMahon spent 11 seasons coaching at Utah State University (1995-2005), including eight campaigns as a full-time assistant. He served as the defensive line coach and recruiting coordinator from 2001-05 after coaching linebackers and special teams from 1998-2000. McMahon joined Utah State in 1995 as a graduate assistant, helping coach defensive ends.

McMahon started his coaching career at his alma mater, Carroll College, in 1992 as the school's secondary coach. He spent one year at Bozeman (Mont.) High School in 1993 before returning to Carroll to coach the secondary in 1994.

A native of Helena, Mont., McMahon and his wife, Kim, have three children, Dawson, Emmett and Quincy.



COACHING CAREER

1992	Carroll College	Secondary
1993	Bozeman (Mont.) High School	Assistant Coach
1994	Carroll College	Secondary
1995-1997	Utah State	Graduate Assistant
1998-2000	Utah State	Linebackers/Special Teams Coach
2001-2005	Utah State	Defensive Line/Recruiting Coordinator
2006	Louisville	Outside Linebackers/Special Teams Coordinator
2007-2008	Atlanta Falcons	Assistant Special Teams
2009-2011	St. Louis Rams	Special Teams Coordinator
2012	Kansas City Chiefs	Special Teams Coach
2013-2017	Indianapolis Colts	Special Teams Coordinator



ADMINISTRATION

COACHING STAFF

FOOTBALL OPERATIONS

BUSINESS OPERATIONS

PLAYERS

2016 SEASON IN REVIEW

COLTS HISTORY

RECORDS

COLTS IN THE COMMUNITY



QUADRIAN BANKS

CONDITIONING/PERFORMANCE ANALYST

JOINED COLTS: 2016
YEARS IN NFL: 5 years
COLLEGE: Texas (undergraduate)
 Prairie View A&M (graduate)
HOMETOWN: Dallas, TX

Quadrian Banks enters his second season with the Indianapolis Colts as the team's conditioning/performance analyst. He has 14 years of coaching experience, including nine seasons at the collegiate level. Banks previously served as the assistant strength and conditioning coach of the Philadelphia Eagles for three seasons (2013-15).

Prior to joining the NFL, Banks was the director of athletic performance for two seasons (2011-12) at Gardner-Webb University, where he and his staff were responsible for the school's 21 intercollegiate teams. He also had stops at the University of Mississippi (2008-2010), the University of Richmond (2007-08), Hampton University (2007) and Prairie View A&M (2005-06).

Banks began his career as a student assistant with the strength and conditioning program at his alma mater, the University of Texas, where he worked exclusively with the football and basketball programs. He also worked in the private sector with Train 4 The Game in Austin, Texas (2003-04) and Velocity Sports Performance (2006).

A native of Dallas, Banks attended Garland Christian Academy High School. He graduated from Texas with a

bachelor's degree in kinesiology, health promotion and fitness in 2003. Banks also earned his master's degree in health and physical education from Prairie View A&M in 2005. He and his wife, Ann Marie, have one son, Ryan William.



COACHING CAREER

2005-2006	Prairie View A&M	Head Strength and Conditioning
2007	Hampton	Assistant Director of Athletic Performance
2007-2008	Richmond	Assistant Strength and Conditioning
2008-2010	Mississippi	Assistant Strength and Conditioning
2011-2012	Gardner-Webb	Director of Athletic Performance
2013-2015	Philadelphia Eagles	Assistant Strength and Conditioning
2016-2017	Indianapolis Colts	Conditioning/Performance Analyst



TIM BERBENICH

OFFENSIVE ASSISTANT/ ASSISTANT QUARTERBACKS COACH

JOINED COLTS: 2013

YEARS IN NFL: 14 years

COLLEGE: Hamilton College

HOMETOWN: Huntington, NY

Tim Berbenich enters his fifth season with the Indianapolis Colts and second as offensive assistant/assistant quarterbacks coach. In 2015, he served as defensive assistant after previously spending two years (2013-14) as the team's offensive assistant. Berbenich holds 13 years of NFL coaching experience, including six seasons with the Tampa Bay Buccaneers.

Last season, Berbenich assisted with coaching quarterbacks Andrew Luck, Scott Tolzien and Stephen Morris. Luck established a new single-season career-high in completion percentage (63.5 percent) and finished the season ranked in the top 10 in the NFL in passing yards (4,240, eighth), passing touchdowns (31, fifth) and quarterback rating (96.4, ninth). He registered five 300-yard passing games and was named AFC Offensive Player of the Week in Week 13. Additionally, running back Frank Gore rushed for 1,025 yards to become the first Colt to eclipse 1,000 yards rushing since Joseph Addai in 2007, while wide receiver T.Y. Hilton claimed the NFL receiving title (1,448 yards) and earned his third consecutive Pro Bowl nod.

In 2015, Berbenich helped a defense that finished with five touchdowns, which tied for the most in a single season in franchise history dating back to 1975 and 1994. The defense ranked sixth in the NFL in interceptions (17) and tied for first in the league with four interceptions returned for touchdowns. Safety Mike Adams and cornerback Vontae Davis were named to the Pro Bowl for the second consecutive season.

Berbenich assisted an offense that set franchise single-season records in net yards (6,506) and net passing yards (4,894), while recording its second-highest point total (458) for a season in 2014. The team finished the regular season ranked first in the NFL in passing yards, third in net yards, fourth in time of possession and sixth in points scored. The Colts allowed only 29.0 sacks, which ranked eighth in the NFL and was the lowest total for the team since the 2010 campaign.

In 2013, Berbenich helped coach an offense that averaged 341.8 yards per game, including 232.8 passing and 108.9 rushing. The Colts 1,743 total rushing yards were the most for the team since the 2006 campaign. Indianapolis set franchise records for fewest turnovers (14) and fumbles lost

(four) and became the first team in the NFL to finish a season with the least amount of turnovers and penalties since the 2002 Kansas City Chiefs. The Colts notched 35 10-play drives in 2013, which tied for second in the NFL. Indianapolis also allowed only 32.0 sacks for the year, which ranked sixth in the NFL and fourth in the AFC.

From 2009-2011, Berbenich served as the assistant wide receivers coach for the Buccaneers. In 2010, he tutored a group that featured four rookies, including Mike Williams, who led all rookie receivers in the NFL with 65 receptions for 964 yards and 11 touchdowns. Williams also finished second in voting for The Associated Press Offensive Rookie of the Year.

In Berbenich's first season working with Tampa Bay receivers (2009), Antonio Bryant led the group with four touchdowns while Maurice Stovall achieved career highs in receiving yards (366) and receptions (24). He also guided Sammie Stroughter who, as a seventh-round selection in 2009, finished third on the team with 31 catches.

In 2008, Berbenich served as the team's assistant running backs coach. He helped oversee a Buccaneers offense that rushed for an average of 4.1 yards per carry, the fifth-highest average in team history. Tampa Bay's 114.8



ADMINISTRATION

COACHING
STAFF

FOOTBALL
OPERATIONS

BUSINESS
OPERATIONS

PLAYERS

2016 SEASON
IN REVIEW

COLTS HISTORY

RECORDS

COLTS IN THE
COMMUNITY



ADMINISTRATION

COACHING STAFF

FOOTBALL OPERATIONS

BUSINESS OPERATIONS

PLAYERS

2016 SEASON IN REVIEW

COLTS HISTORY

RECORDS

COLTS IN THE COMMUNITY

rushing yards per game in 2008 was also the ninth-best average in team history.

Berbenich spent his first two seasons (2006-07) with the Buccaneers as the team's offensive quality control coach. He was part of a coaching staff that led Tampa Bay to an NFC South title in 2007.

Berbenich was an offensive assistant for the New York Jets during the 2003 and 2004 seasons before adding quality control duties in 2005. He initially joined the Jets on a

full-time basis in 2002 as an operations assistant after interning with the team in operations during training camp from 2000-02. During his tenure in New York, the Jets reached the postseason during the 2002 and 2004 campaigns.

At Hamilton College, Berbenich competed as a wide receiver while earning his degree in economics. A native of Huntington, N.Y., Berbenich and his wife, Diane, have two sons, Jack and Drew.

COACHING CAREER

2002	New York Jets	Operations Assistant
2003-2004	New York Jets	Offensive Assistant
2005	New York Jets	Offensive Assistant/Quality Control
2006-2007	Tampa Bay Buccaneers	Offensive Quality Control
2008	Tampa Bay Buccaneers	Assistant Running Backs
2009-2011	Tampa Bay Buccaneers	Assistant Wide Receivers
2013-2014	Indianapolis Colts	Offensive Assistant
2015	Indianapolis Colts	Defensive Assistant
2016-2017	Indianapolis Colts	Offensive Assistant/Assistant Quarterbacks



MAURICE DRAYTON

ASSISTANT SPECIAL TEAMS COACH

JOINED COLTS: 2016

YEARS IN NFL: 2 years

COLLEGE: The Citadel

HOMETOWN: Moncks Corner, SC

Maurice Drayton enters his second season as the assistant special teams coach of the Indianapolis Colts. He has 18 years of coaching experience, including nine seasons at his alma mater, The Citadel. Drayton spent 2013-14 as a summer coaching intern with the Colts.

In his first season with Indianapolis in 2016, Drayton assisted punter Pat McAfee in earning his second career Pro Bowl selection after leading the league in punting average (49.3) and ranking third in net punting average (42.7). McAfee's punting average set a new Colts single-season record. Kicker Adam Vinatieri converted 27-of-31 field goals and 44 PATs for 125 points. He registered the 19th 100-point season of his career, which extended his NFL record. Vinatieri connected on 25 consecutive field goals to end the 2015 season and made his first 19 field goals of the 2016 season to set a new NFL record for consecutive field goals made (44). He was named AFC Special Teams Player of the Week (Week 5) and AFC Special Teams Player of the Month (October).

Additionally, the Colts ranked fourth in the NFL in kickoff return average (25.1). Running back Jordan

Todman handled most of the kickoff return duties in 2016 and was named AFC Special Teams Player of the Week (Week 9) after registering two kickoff returns for 160 yards (80.0 avg.) and one touchdown against the Green Bay Packers. His 80.0 kickoff return average set a Colts single-game record with a minimum of two returns. Todman finished the season with 16 kickoff returns for 478 yards (29.9 avg.) and one touchdown. His 29.9 kickoff return average ranked third in the NFL among players with at least 15 total returns.

In 2015, Drayton's unit helped lead The Citadel to a 9-4 record and a co-Southern Conference championship. The team won six conference games in 2015, which tied the single-season program record for conference wins. The Bulldogs' nine overall victories were the second-highest total in school history. The season was highlighted by the program's first road playoff victory over Coastal Carolina to advance to the second round of the NCAA Football Championship Subdivision Playoffs for the second time in school history. The Bulldogs boasted one of the best defenses in the Southern Conference in 2015 and ranked second in scoring defense, total defense, rushing defense, sacks

and pass efficiency. The Citadel ranked first in the FCS with a school-record 515 interception return yards and five interception return touchdowns. The Bulldogs led the Southern Conference and ranked third in the FCS with 20 interceptions, which was the third-highest single-season total in team history. The Citadel also led the conference with 31 turnovers forced, 11 fumble recoveries, 10 passing touchdowns allowed, the lowest opponent third down percentage (.365) and averaged 6.5 tackles for loss per game.

Many of Drayton's players received various honors throughout the season as the Bulldogs had two of the three Southern Conference Defensive Players of the Month. Defensive lineman Mitchell Jeter was voted the Southern Conference Defensive Player of the Year and defensive lineman Joe Crochet was named The Citadel's first First Team Academic All-America selection since 1989. Jeter and cornerback Dee Delaney earned All-America status, and were joined by linebacker Tevin Floyd, defensive lineman Mark Thomas and safety Kailik Williams on the All-Southern Conference teams. Linebacker Quinlan Washington and defensive lineman Ken Allen were named to the All-Southern Conference Freshman Team as well.

In 2014, Drayton was instrumental in the development of defensive lineman Justin Oxendine who finished the season with 7.5 sacks, which were the most since the turn of the century. Oxendine earned a spot in the Medal of Honor Bowl. Drayton also guided Delaney to the All-Southern Conference Freshman Team after registering 51 tackles, 3.0 tackles for loss, two interceptions and three passes defended.

In 2013, Drayton served as a guest coach with the Montreal Alouettes of the Canadian Football League. He assisted with the defense and special teams.



Prior to his second stint at The Citadel, Drayton served as the secondary coach at Southern Mississippi (2012), assistant head coach/special teams/wide receivers coach at Coastal Carolina (2010-11) and special teams/defensive backs coach at South Carolina State (2008-09).

While at Coastal Carolina, Drayton helped Niccolo Mastromatteo earn Second Team All-Big South honors as a punt returner in 2010 and 2011. In 2011, Mastromatteo set a school record for kickoff returns. In 2010, he set a Big South and Chanticleers record with 32 punt returns. On the offensive side of the ball, Drayton coached Coastal Carolina wide receiver Matt Hazel to Second Team All-Big South honors in 2011 after ranking third in the conference with six touchdown receptions. Hazel competed in five games with the Miami Dolphins in 2015.

At South Carolina State, Drayton helped the Bulldogs win two straight Mid-Eastern Athletic Conference titles and NCAA playoff berths. In 2009, South Carolina State ranked seventh nationally in pass defense and fifth in total defense. Drayton coached defensive backs Phillip Adams and Rafael Bush to all-conference honors in 2009. Adams led the team in interceptions (five) and passes defended (nine) in 2008. He has spent six seasons in the NFL on a variety of teams. Bush has also spent six seasons in the league with the Denver Broncos, New Orleans Saints and Detroit Lions. The Bulldogs ranked 17th in both punt and kickoff returns in 2009, while returner Oliver Brown ranked 12th in kickoff returns. Kicker Blake Erickson was named First Team All-MEAC. In 2008, South Carolina State tied for the conference lead with 19 interceptions, as two of Drayton's defensive backs (Adams and Terrence Smith) ranked in the top 10 in the conference in interceptions. Defensive back Markee Hamlin was named First Team All-MEAC and punter Aaron Haire ranked 14th in punting.

Drayton was an assistant coach at Goose Creek (S.C.) High School in 2007. He served as the defensive coordinator of the Seinajoki (Finland) Crocodiles of the European Football League in 2006. Drayton was an assistant coach with the Charleston Swamp Foxes of the Arena 2 Football League from 2000-02. He also completed internships with the Atlanta Falcons and Green Bay Packers in addition to the Colts.

After concluding his playing career at The Citadel in 1998, Drayton began his coaching career for the Bulldogs the following season as a graduate assistant/secondary coach. During his first coaching tenure in Charleston, he would serve as tight ends/offensive tackles coach (2000), wide receivers coach (2001), outside linebackers coach (2002) and secondary/special teams coach (2003-05).

A native of Moncks Corner, S.C., Drayton was a



defensive back for The Citadel from 1994-98. He started at cornerback in his final two seasons and totaled 145 tackles, 17 passes defended and three interceptions during his career. He earned both a

bachelor's degree in physical education (1998) and master's degree in education (2007) at The Citadel.

Drayton is married and has two kids.

COACHING CAREER

1999	The Citadel	Graduate Assistant/Secondary
2000	The Citadel	Tight Ends/Offensive Tackles
2000-2002	Charleston Swamp Foxes (af2)	Assistant Coach
2001	The Citadel	Wide Receivers
2002	The Citadel	Outside Linebackers
2003-2005	The Citadel	Secondary/Special Teams
2006	Seinajoki (Finland) Crocodiles (EFL)	Defensive Coordinator
2007	Goose Creek (S.C.) High School	Assistant Coach
2008-2009	South Carolina State	Special Teams/Defensive Backs
2010-2011	Coastal Carolina	Assistant Head Coach/Special Teams/ Wide Receivers
2012	Southern Mississippi	Secondary
2013	Montreal Alouettes (CFL)	Guest Coach (Defense/Special Teams)
2014-2015	The Citadel	Assistant Head Coach/Defensive Coordinator/Cornerbacks
2016-2017	Indianapolis Colts	Assistant Special Teams



GARY EMANUEL

DEFENSIVE LINE COACH

JOINED COLTS: 2012

YEARS IN NFL: 8 years

COLLEGE: Plymouth State

HOMETOWN: New London, CT

Gary Emanuel enters his sixth season as defensive line coach for the Indianapolis Colts. Emanuel holds 36 years of coaching experience, including 28 years in the collegiate ranks.

Last season, Emanuel led a group that relied on an influx of youth at the position after veterans Kendall Langford and Arthur Jones were lost due to injury. Emanuel assisted with the continued development of second-year defensive tackles Henry Anderson, David Parry and T.Y. McGill, who all saw extended playing time. Parry started all 16 games for the second consecutive season and led all Colts defensive linemen in tackles (49) and sacks (3.0). Third-year nose tackle Zach Kerr registered 2.5 sacks, which ranked second among Indianapolis defensive linemen. The unit also received contribution from rookie fourth-round pick defensive tackle Hassan Ridgeway, who played in all 16 games (five starts) and tallied 23 tackles (nine solo), 2.0 tackles for loss, 1.5 sacks and one pass defended. Emanuel saw continued progress from Ridgeway throughout the season, as he started five of the last seven games of the year.

In 2015, Emanuel coached one of the youngest position

groups on the team. The unit was spearheaded by Langford. In his first season with Indianapolis, Langford started all 16 games and established a new career-high with 7.0 sacks. He tied for the team-high in sacks and led the team with 16 quarterback pressures. Emanuel was instrumental in the development of rookies Anderson and Parry, who combined for 78 tackles (54 solo), 2.0 sacks and 9.0 tackles for loss. Parry was the only rookie on the team to start all 16 games for Indianapolis and Anderson started the first nine games of the season before being placed on the Injured Reserve list on Nov. 9. Emanuel also saw contribution from rookie McGill, who tied for third on the team with 3.0 sacks. The Colts defense finished the year with five touchdowns, which tied for the most in a single season in franchise history dating back to 1975 and 1994. Emanuel's unit helped the defense rank sixth in the NFL in interceptions (17) and tie for first in the league with four interceptions returned for touchdowns.

In 2014, Emanuel guided a unit that recorded 263 tackles and 22.5 sacks, while overcoming the loss of outside linebacker Robert Mathis to injury, who led the NFL in sacks in 2013. Rookie outside linebacker

Jonathan Newsome paced the team with 6.5 quarterback takedowns, which ranked second among all NFL first-year players. He also recorded a sack-forced fumble in the AFC Divisional Playoff game at Denver, which led to a Colts touchdown.

Emanuel coached a 2013 defensive line that contributed with 31.0 of the team's 42.0 sacks, which tied for fifth in the AFC and 11th in the NFL. Mathis earned his sixth consecutive Pro Bowl selection after leading the NFL in sacks (19.5) and forced fumbles (eight). Emanuel also helped tutor two Colts draft picks, including first-round selection Bjorn Werner and fourth-round pick Montori Hughes.

In 2012, Emanuel balanced a defensive line that featured seven different starters. In three key Colts victories, the unit played an integral part in stopping the run. In a Week 2 win over Minnesota, the line held Adrian Peterson, the league's leading rusher, to just 60 yards. It was his lowest total of the season. The Colts also limited Cleveland to 55 total rushing yards in a Week 7 victory and held Titans running back Chris Johnson to 44 yards in the team's Week 14 win. Cory Redding led the unit with 46 tackles, 2.0 sacks, four passes defended and one fumble recovery in his first season with the team. Nose tackle Antonio Johnson posted 30 tackles and defensive tackle Ricardo Mathews added 22 stops and one pass defended.

Emanuel joined the Colts following his second stint at Purdue University in 2010, serving as the defensive line coach and sharing the role of defensive coordinator before fully taking over defensive coordinator duties in 2011. He previously was an assistant with the Boilermakers from 1997-2004, coaching defensive tackles (1997-99) and defensive ends (2000-04) and serving as an assistant head coach for his final two seasons (2003-04).

In his first season back at Purdue (2010), Emanuel mentored a defense that finished first in the Big Ten in both sacks (33.0) and tackles for loss (91.0), while also helping to improve Purdue's rushing defense that finished last in the conference in 2009 to sixth in 2010. The Boilermakers surrendered 426 fewer rushing yards in 2010 than the previous season, an average of 35.5 fewer yards per game. Emanuel also capped the development of All-America selection Ryan Kerrigan in 2010. In his lone season working with the defensive end, Emanuel helped Kerrigan lead the nation in tackles for loss, lead the conference in sacks and earn Big Ten Defensive Player and Lineman of the Year honors, as well as the first unanimous All-America recognition by a Boilermaker defender in school history.

From 2005-06, Emanuel coached the defensive line for the San Francisco 49ers. He made a one-year stop at San Jose State University (2007) prior to joining the

Rutgers University coaching staff as the defensive line coach from 2008-09.

In his previous tenure at Purdue (1997-2004), the Boilermakers ranked seventh or better in rushing defense in the Big Ten each year, including second in 2004 and third in 2000, 2001 and 2003. The team's averages of 96.4 and 105.3 yards allowed per game in 2003 and 2004 ranked 10th and 14th nationally. Emanuel coached defensive end Akin Ayodele who was named a First Team All-Big Ten choice in 2001 and played nine seasons in the NFL with the Jacksonville Jaguars, Dallas Cowboys, Miami Dolphins and Buffalo Bills. Emanuel also guided defensive ends Ray Edwards (Minnesota Vikings and Atlanta Falcons), Rob Ninkovich (New Orleans Saints, Miami Dolphins and New England Patriots), Shaun Phillips (San Diego Chargers, Denver Broncos, Tennessee Titans and Indianapolis Colts) and Anthony Spencer (Dallas Cowboys).

Emanuel has coached more than 20 players who have gone on to play in the NFL and has been part of 14 teams that played in bowl games, including nine at Purdue.

Emanuel was one of 26 coaches invited to participate in the NCAA's annual Expert Coaches Academy in 2007. He has had five internships/fellowships with NFL teams, including: Buffalo Bills (1992), Chicago Bears (1995), Cleveland Browns (1999), Arizona Cardinals (2000) and Oakland Raiders (2001).

Emanuel was a defensive line coach at Washington State University from 1994-96. In 1994, the Cougars ranked second in the NCAA in total defense (229.0 ypg.), third in scoring defense (12.1 ppg.) and third in rushing defense (73.8 ypg.). From 1991-93, he served in the same capacity at Syracuse University, helping the





defense rank 11th and fifth in the NCAA in 1991 and 1992, respectively. Emanuel was an assistant coach at Dartmouth College from 1988-1991, the University of Massachusetts from 1986-88, West Chester University from 1985-86 and at Plymouth State University from 1981-84. He also served as Plymouth State's head basketball coach from 1983-85.

A native of New London, Conn., Emanuel attended Westchester Community College in Valhalla, N.Y., from 1976-78. He started at offensive guard both years, serving as team co-captain and earning First Team NCSA All-America honors as a freshman. Emanuel

played in the 1977 Junior College Coastal Conference All-Star game. He then moved on to Plymouth State to earn a bachelor's degree in physical education in 1982 while playing football for two seasons.

In 2011, Emanuel was one of seven coaches invited to the NCAA's Champion Forum, which features a select group of football coaches who have been identified as potential candidates for head football coaching positions at NCAA colleges or universities.

Emanuel is married to his wife, Angela.

COACHING CAREER

1981	Plymouth State	Assistant Offensive Line
1982-1984	Plymouth State	Offensive Coordinator/Offensive Line
1985-1986	West Chester	Defensive Line
1986-1988	Massachusetts	Outside Linebackers
1988-1991	Dartmouth	Defensive Line
1991-1993	Syracuse	Defensive Line
1994-1996	Washington State	Defensive Line
1997-1999	Purdue	Defensive Tackles
2000-2002	Purdue	Defensive Ends
2003-2004	Purdue	Assistant Head Coach/Defensive Ends
2005-2006	San Francisco 49ers	Defensive Line
2007	San Jose State	Defensive Line
2008-2009	Rutgers	Defensive Line
2010	Purdue	Co-Defensive Coordinator/Defensive Line
2011	Purdue	Defensive Coordinator/Defensive Line
2012-2017	Indianapolis Colts	Defensive Line



JOE GILBERT

ASSISTANT OFFENSIVE LINE COACH

JOINED COLTS: 2012

YEARS IN NFL: 6 years

COLLEGE: Hamilton College

HOMETOWN: Horseheads, NY

Joe Gilbert enters his sixth season with the Indianapolis Colts. He has served as the offensive line coach (2013-15) and assistant offensive line coach (2012, 2016) in Indianapolis. Gilbert holds 31 years of coaching experience, which includes 25 years at the collegiate level.

In 2016, Gilbert helped with the development of one of the youngest position groups on the team. The Colts utilized seven different starting offensive line combinations and led the NFL with 34 rookie starts. Indianapolis was the only team in the league to start four different rookies along the offensive line as center Ryan Kelly (16 starts), tackle Joe Haeg (14 starts), tackle Le'Raven Clark (three starts) and center Austin Blythe (one start) all saw action. Kelly was one of 11

rookies in the NFL to start all 16 games. Haeg became the first rookie in the league to start at three positions along the offensive line (left guard, right guard and right tackle), since Kyle Turley, a first-round draft pick in 1998. Over the final eight games of the season, the Colts tied for the seventh-fewest sacks allowed (13.0) in the NFL. The unit paved the way for running back Frank Gore to rush for 1,025 yards and become the first Colt to eclipse 1,000 yards rushing since Joseph Addai in 2007. The group provided protection for quarterback Andrew Luck to finish in the top 10 in the NFL in passing yards (4,240, eighth), passing touchdowns (31, fifth) and passer rating (96.4, ninth), while wide receiver T.Y. Hilton claimed the NFL receiving title (1,448 yards) and earned his third consecutive Pro Bowl nod.

Gilbert guided an offensive line that used six different starting lineups throughout the season in 2015. Versatile guard Joe Reitz started a career-high 14 games at right tackle (10), left tackle (three) and right guard (one). Gilbert was influential in the continued development of second-year tackle/guard Jack Mewhort, who started all 16 games for the first time in his career. Gilbert also tutored rookie seventh-round pick Denzelle Good, who started the final four games of the season at right tackle. The offensive line blocked for Gore, who totaled 260 carries for 967 yards and six touchdowns. His 967 rushing yards ranked third in the AFC and were the most by a Colts running back since 2007 (Joseph Addai, 1,072).

In 2014, Gilbert worked with an offensive line that saw 11 different starting lineups throughout the year. The line helped pave the way for the team to set franchise single-season records in net yards (6,506) and net passing yards (4,894), while recording its second-highest point total (458) for a season. The Colts allowed only 29.0 sacks in 2014, which ranked eighth in the NFL and was the lowest total for the team since the 2010 campaign.

In 2013, Gilbert coached an offensive line that blocked for Luck to throw for 3,822 yards and 23 touchdowns, while only allowing 32.0 sacks on the year, which ranked sixth in the NFL and fourth in the AFC. Indianapolis rushed for 1,743 yards on the season, which was the highest total for the team since 2006. Gilbert managed an offensive line that saw seven different starting lineups throughout the season. Tackles Anthony Castonzo and Gosder Cherilus were mainstays on the line, as they both started all 16 games.

In 2012, Gilbert assisted with a Colts offensive line that provided time for Luck to set NFL rookie records



for passing yards (4,374), attempts (627) and 300-yard passing games (six). The line also opened holes for a Colts rushing attack that generated 27.5 rushing attempts per game and 104.4 rushing yards per game, which is the most for Indianapolis dating back to 2007.

Gilbert joined the Colts following three seasons at the University of Illinois. He was the assistant head coach/offensive line coach from 2010-11 after joining the Illini as the team's offensive line coach in 2009. Gilbert guided an Illinois offensive line in 2010 that paved the way for school records in total points and points per game, as well as running back Mikel Leshoure's school-record 1,697 rushing yards. The Illini led the Big Ten and ranked 11th in the nation in rushing.

In 2009, Gilbert guided an offensive line that assisted the team in averaging over 200 yards rushing per game, which ranked second in the conference and 17th nationally. He tutored Second Team All-America selection, Jon Asamoah, who was the team MVP, becoming the first offensive lineman to earn the honor since 1976. Asamoah was a third-round draft pick of the Kansas City Chiefs in 2010. While at Illinois, Gilbert also tutored Jeff Allen who was selected in the second round of the 2012 NFL Draft by the Chiefs and has started 50-of-58 games over the last five seasons (2012-16).

Before coming to Illinois, Gilbert spent one season at the University of Houston (2008), where he led an offensive line that helped the team rank second in the nation in passing and total offense and 10th in scoring offense. The Cougars averaged 562 yards of total offense and 40 points per game as the line blocked for quarterback Case Keenum's 400 yards of total offense per game. Houston also featured 2008 All-Conference USA first-team selection, tackle Sebastian Vollmer, who has started 80-of-88 games for the New England Patriots over the last eight seasons.

Gilbert arrived in Houston after spending the 2007 campaign at the University of Toledo. He coached the tight ends in 2007, his second stint on the Rockets coaching staff. Gilbert worked with the offensive line at Toledo from 2001-03 before leaving to take the offensive line coaching position at the University of Central Florida, where he spent three seasons (2004-06).

In 2006, UCF ranked 30th nationally in passing offense (233.7 ypg.) and 34th in total offense (373.2 ypg.). Golden Knights offensive lineman Kyle Smith earned honorable mention All-Conference USA accolades under Gilbert's tutelage. Gilbert's offensive line was one of Central Florida's most consistent units in 2005. The group helped pave the way for Conference USA Freshman of the Year Kevin Smith, who totaled 1,178 yards on the ground from his tailback position. Center Cedric Gagne-Marcoux garnered Conference USA



ADMINISTRATION

COACHING
STAFFFOOTBALL
OPERATIONSBUSINESS
OPERATIONS

PLAYERS

2016 SEASON
IN REVIEW

COLTS HISTORY

RECORDS

COLTS IN THE
COMMUNITY

All-Conference first-team recognition, while guard L.J. Anderson and tackle Patrick Brown (former Minnesota Viking) earned All-Freshman Team honors. Guard Josh Sitton was also a member of the offensive line in 2006 and is currently playing for the Chicago Bears.

During his first stint at Toledo, Gilbert helped develop one of the nation's top offensive lines and also helped groom future New England Patriots starter Nick Kaczur. In 2001, Gilbert guided the Rocket offensive line to an outstanding season, helping pave the way for Mid-American Conference and Motor City Bowl championships. Toledo ranked 13th in the nation in total offense (444.5 ypg.), 16th in scoring offense (34.9 ppg.) and 17th in rushing offense (213.4 ypg.) that season. Gilbert's offensive line enjoyed a banner year in 2002 as the Rockets ranked fifth in the nation in total offense (472.2 ypg.), 11th in scoring (35.4 ppg.) and 16th in rushing (214.3 ypg.), while earning a second MAC West title and a repeat visit to the Motor City Bowl. Kaczur and center Chris Tuminello earned All-MAC first-team honors. In 2003, the Rockets ranked 11th in the country in total offense (462.7 ypg.) and sixth in passing efficiency (155.5). Kaczur made First Team All-MAC while fellow offensive tackle Erik Faasen earned second-team honors.

Gilbert also worked as a head coach at Mansfield University (Pa.) in 2000, and as an assistant coach at the University of Maine from 1994-99, including four years as offensive coordinator (1996-99). During his tenure with the Black Bears, Gilbert directed an offense that set 11 school and five NCAA I-AA records. Prior to coaching at Maine, Gilbert was the offensive line coach and recruiting coordinator at Northeastern University from 1991-93, and assistant line coach and recruiting coordinator at the University of Pennsylvania from 1989-1990. He started his career as a graduate assistant at the University of Albany from 1987-88.

Gilbert was a standout at Horseheads (N.Y.) High School where he earned All-Twin-Tier honors before attending Hamilton College in Clinton, N.Y. A four-year starter on the offensive line at Hamilton, Gilbert was a three-time all-conference selection, and in his senior season, became the first Hamilton player to earn First Team All-America honors.

A 1983 graduate of Horseheads High School, Gilbert earned a bachelor's degree in government at Hamilton in 1987. He and his wife, Cheryl, reside in Zionsville, Ind. with their daughter, Madison, and three sons, Nicholas, Joseph and Timothy.

COACHING CAREER

1987-1988	Albany	Graduate Assistant
1989-1990	Pennsylvania	Assistant Offensive Line/Recruiting Coordinator
1991-1993	Northeastern	Offensive Line/Recruiting Coordinator
1994-1995	Maine	Offensive Line
1996-1999	Maine	Offensive Coordinator
2000	Mansfield (Pa.)	Head Coach
2001-2003	Toledo	Offensive Line
2004-2006	Central Florida	Offensive Line
2007	Toledo	Tight Ends
2008	Houston	Offensive Line
2009	Illinois	Offensive Line
2010-2011	Illinois	Assistant Head Coach/Offensive Line
2012	Indianapolis Colts	Assistant Offensive Line
2013-2015	Indianapolis Colts	Offensive Line
2016-2017	Indianapolis Colts	Assistant Offensive Line



FRANK GIUFRE

OFFENSIVE QUALITY CONTROL COACH

JOINED COLTS: 2012

YEARS IN NFL: 6 years

COLLEGE: Syracuse

HOMETOWN: Canastota, NY

Frank Giufre enters his sixth season as the offensive quality control coach for the Indianapolis Colts. Giufre is in his 17th year of coaching, which includes 11 seasons in college football.

Last year, Giufre assisted with the development of the offensive line, one of the youngest position groups on the team. The Colts utilized seven different starting offensive line combinations and led the NFL with 34 rookie starts. Indianapolis was the only team in the league to start four different rookies along the offensive line as center Ryan Kelly (16 starts), tackle Joe Haeg (14 starts), tackle Le'Raven Clark (three starts) and center Austin Blythe (one start) all saw action. Kelly was one of 11 rookies in the NFL to start all 16 games. Haeg became the first rookie in the league to start at three positions along the offensive line (left guard, right guard and right tackle), since Kyle Turley, a first-round draft pick in 1998. Over the final eight games of the season, the Colts tied for the seventh-fewest sacks allowed (13.0) in the NFL. The unit paved the way for running back Frank Gore to rush for 1,025 yards and become the first Colt to eclipse 1,000 yards rushing since Joseph Addai in 2007. The group provided protection for quarterback Andrew Luck to finish in the top 10 in the NFL in passing yards (4,240, eighth), passing touchdowns (31, fifth) and passer rating (96.4, ninth), while wide receiver T.Y. Hilton claimed the NFL receiving title (1,448 yards) and earned his third consecutive Pro Bowl nomination.

In 2015, Giufre helped coach an offense that finished with a league-leading six victories by backup quarterbacks. Reserve quarterback Matt Hasselbeck filled in for an injured Luck and led the Colts to a 5-3 record as the starter. Hilton was named to his second-career Pro Bowl after catching 69 passes for 1,124 yards and five touchdowns. He recorded his third-consecutive 1,000-yard receiving season and joined Marvin Harrison (eight) and Reggie Wayne (eight) as the only players in Colts history to post three or more 1,000-yard receiving seasons. Gore tallied 260 carries for 967 yards and six touchdowns. His 967 rushing yards ranked third in the AFC and were the most by a Colts running back since 2007 (Joseph Addai, 1,072).

In 2014, Giufre assisted an offense that set franchise single-season records in net yards (6,506) and net passing yards (4,894), while recording its second-highest point total (458) for a season. The team finished the regular season ranked first in the NFL in passing yards, third in net yards, fourth in time of possession and sixth in points scored. The Colts allowed only 29.0 sacks in 2014, which ranked eighth in the NFL and was the lowest total for the team since the 2010 campaign.

In 2013, Giufre helped coach an offense that averaged 341.8 yards per game, including 232.8 passing and 108.9 rushing. The Colts 1,743 total rushing yards were the most for the team since the 2006 campaign. Indianapolis set franchise records for the fewest turnovers (14) and fumbles lost (four) and became the first team in the NFL to finish a season with the least amount of turnovers and penalties since the 2002 Kansas City Chiefs. The Colts notched 35 10-play drives in 2013, which tied for second in the NFL. Indianapolis also allowed only 32.0 sacks for the year, which ranked sixth in the NFL and fourth in the AFC.

In 2012, Giufre assisted with a Colts offensive unit that averaged 362.4 net yards per game. Indianapolis also rushed for 104.4 yards per game, which is the most for



ADMINISTRATION

COACHING STAFF

FOOTBALL OPERATIONS

BUSINESS OPERATIONS

PLAYERS

2016 SEASON IN REVIEW

COLTS HISTORY

RECORDS

COLTS IN THE COMMUNITY



the team since the 2007 campaign. The Colts averaged 8.9 plays per scoring drive, which ranked first in the NFL and completed 65 passes of 20 yards or more, which ranked third in the league. Giufre also coached a rookie class that generated 3,108 total offensive yards, which is the most by a team's rookie class since the 1970 NFL merger. The Colts joined the Washington Redskins in 2012 as the first teams to make the playoffs with rookies leading their clubs in both passing and rushing yards since the 1943 New York Giants.

Prior to joining the Colts, Giufre spent five seasons as the run game coordinator, offensive line coach and tight ends coach at the University of Maine (2007-2011).

While at Maine, Giufre coached five offensive linemen who earned All-Colonial Athletic Association honors. In each of his first three seasons, the offensive line ranked in the top 18 nationally in fewest sacks allowed. Maine also finished in the CAA top four in rushing in each of Giufre's first two seasons, including paving the way for running back Jhamal Fluellen to rush for 1,052 yards in 2007.

Prior to coaching at Maine, Giufre spent the previous three seasons as the offensive line coach at Sacred

Heart University (2004-06). In 2004, Sacred Heart led the Northeast Conference in fewest quarterback sacks allowed with 13.0. Giufre's offensive line cleared the way for running back Ed Pricolo to earn NCAA FCS All-America honors in 2004 and 2005.

Giufre started his collegiate coaching career as a graduate assistant at the University of Miami (Fla.) (2001-03), working with the offensive and defensive lines and the tight ends. During his time with Miami, the Hurricanes won the 2001 National Championship with a 37-14 victory over Nebraska in the Rose Bowl and defeated Florida State in the 2004 Orange Bowl.

Giufre started his coaching career at Christian Brothers Academy High School in Syracuse, N.Y., where he coached the offensive line during the 2000 season.

Giufre was a two-year letterman as a guard and center at Syracuse University. He made five bowl appearances with the Orange, suiting up for the Music City Bowl, Orange Bowl, Fiesta Bowl, Liberty Bowl and Gator Bowl. He earned his bachelor's degree in health and exercise science.

Giufre and his wife, Jessica, have two sons, James and Dominic.

COACHING CAREER

2001-2003	University of Miami (Fla.)	Graduate Assistant
2004-2006	Sacred Heart	Offensive Line
2007-2011	Maine	Run Game Coordinator/Offensive Line/Tight Ends
2012-2017	Indianapolis Colts	Offensive Quality Control



JIM HERRMANN

LINEBACKERS COACH

JOINED COLTS: 2016

YEARS IN NFL: 12 years

COLLEGE: Michigan

HOMETOWN: Cincinnati, OH

Jim Herrmann enters his second season with the Colts as the team's linebackers coach. He has 34 years of coaching experience, including 11 seasons in the NFL.

Last season, Herrmann was pivotal in the development of first-year inside linebacker Edwin Jackson. After spending time on the Colts practice squad in 2015, Jackson appeared in all 16 games (eight starts) in 2016 and finished third on the team with 61 tackles (42 solo). He also contributed 1.0 tackle for loss and 2.0 sacks. Herrmann also guided rookie fourth-round pick Antonio Morrison, who played in all 16 games (four

starts) and totaled 45 tackles (28 solo) and 3.0 tackles for loss. Veteran inside linebacker D'Qwell Jackson spearheaded the group and led the team in tackles (81) for the third consecutive season, while adding 5.0 tackles for loss, 1.0 sack, three passes defended and two fumble recoveries.

Prior to Indianapolis, Herrmann served as the linebackers coach for the New York Jets (2006-08) and the New York Giants (2009-2015) after spending 21 years on the coaching staff at his alma mater, the University of Michigan (1983, 1986-2005).



In 2015, Herrmann guided a Giants unit that used six different starting lineups at linebacker as the team battled through injuries. Linebacker Jonathan Casillas ranked second on the team with 88 tackles (67 solo), while fellow linebacker Jasper Brinkley ranked third with 67 stops (49 solo).

Herrmann was instrumental in the development of rookie linebacker Devon Kennard in 2014. The fifth-round draft pick played in 12 games (six starts) and totaled 43 tackles (36 solo) and 4.5 sacks. Kennard was selected as NFC Defensive Player of the Week (Week 14) after recording six solo tackles, 2.0 tackles for loss, 2.0 sacks and a forced fumble against the Tennessee Titans. He became the first Giants defensive rookie to be honored as a Player of the Week. After losing starting linebacker Jon Beason early in the season due to injury, former Baltimore Raven Jameel McClain was thrust into the starting role for the Giants. Herrmann helped McClain establish a career-high with 117 tackles (75 solo) and tie his career-best with 2.5 sacks.

In 2013, Herrmann's unit helped the Giants defense finish eighth in the NFL after allowing 332.3 yards per game. New York used a linebacker by committee approach in 2011 after losing starter Jonathan Goff due to injury. The unit was manned by Chase Blackburn, Michael Boley and four rookie linebackers in Greg Jones, Mark Herzlich, Jacquian Williams and Spencer Paysinger as the Giants went on to win Super Bowl XLVI. In 2010, the Giants finished seventh in the NFL in total defense (310.8 ypg.) and eighth against the run (101.3 ypg.).

Prior to joining the Giants, Herrmann was the linebackers coach of the New York Jets from 2006-08. In 2008, the Jets defense ranked seventh in the NFL against the run (94.9 ypg.) and 16th overall (329.4 ypg.).

Two of Herrmann's positional players, Eric Barton and Calvin Pace, were the team's top tacklers. In 2007, Herrmann was joined in New York by one of his former Michigan players, linebacker David Harris, whom the club drafted in the second round. As a rookie, Harris led the team with 117 tackles and tied for the team lead with 5.0 sacks.

Herrmann coached at Michigan for two decades (1983, 1986-2005) before making the jump to the NFL. He served as defensive coordinator/linebackers (1997-2005), linebackers/special teams (1995-96), inside linebackers (1990-94), volunteer coach (1988-89) and graduate assistant (1983, 1986-87) while in Ann Arbor. In his first season as defensive coordinator in 1997, the Wolverines won the national championship while leading the nation in multiple defensive categories, including total yards, scoring and pass efficiency. Herrmann received the Broyles Award as the National Assistant Coach of the Year.

In his nine years as defensive coordinator, Michigan won five Big Ten championships and the defense held 47 opponents to less than 100 rushing yards. The Wolverines defense led the Big Ten in sacks three times (1997, 2001, 2002) and set a school record with 50 sacks in 2001. Herrmann coached six All-America selections, including Marlin Jackson, Ernest Shazor, Leon Hall, LaMarr Woodley, Larry Foote and Charles Woodson, who won the 1997 Heisman Trophy and was named the national Defensive Player of the Year as a senior.

Herrmann began his coaching career as a graduate assistant at his alma mater in 1983. He then coached for two years at the high school level in Michigan at Harper Woods Notre Dame High School (1984) and Orchard Lake St. Mary's (1985) before returning to the University of Michigan in 1986.

He was a three-year letter winner at linebacker for Michigan. In 1980, he was a member of Bo Schembechler's first Rose Bowl-winning team. Herrmann was a three-sport athlete and standout linebacker at Dearborn Divine High School.

Jim is married to May Chamoun and they have two daughters, Christine and Jessica, and two sons, Cory and Timothy.



ADMINISTRATION

COACHING STAFF

FOOTBALL OPERATIONS

BUSINESS OPERATIONS

PLAYERS

2016 SEASON IN REVIEW

COLTS HISTORY

RECORDS

COLTS IN THE COMMUNITY

COACHING CAREER

1983	Michigan	Graduate Assistant
1984	Harper Woods Notre Dame (Mich.) High School	Linebackers
1985	Orchard Lake St. Mary's (Mich.) High School	Defensive Coordinator/Linebackers
1986-1987	Michigan	Graduate Assistant
1988-1989	Michigan	Volunteer Coach
1990-1994	Michigan	Inside Linebackers
1995-1996	Michigan	Linebackers/Special Teams Coordinator
1997-2005	Michigan	Defensive Coordinator/Linebackers
2006-2008	New York Jets	Linebackers
2009-2015	New York Giants	Linebackers
2016-2017	Indianapolis Colts	Linebackers



JIM HOSTLER

TIGHT ENDS COACH

JOINED COLTS: 2015**YEARS IN NFL:** 18 years**COLLEGE:** Indiana University of Pennsylvania**HOMETOWN:** Bethel Park, PA

Jim Hostler enters his third year with the Indianapolis Colts and second as tight ends coach. He served as wide receivers coach in 2015. Hostler holds 27 years of coaching experience, including the previous 17 seasons in the NFL.

Last year, Hostler assisted with the continued development of tight ends Dwayne Allen, Jack Doyle and Erik Swoope. The unit produced 11 receiving touchdowns as Allen (six touchdowns, tied-seventh) and Doyle (five touchdowns, tied-10th) each ranked in the top 10 in the NFL in touchdown receptions by tight ends. Doyle established single-season career highs in receptions (59), receiving yards (584) and receiving touchdowns (five) while possessing the highest catch percentage (78.7) in the NFL by a tight end (ninth among all players). Hostler was also instrumental with the emergence of Swoope, a first-year player who spent most of the 2014 and 2015 seasons on the Colts practice squad. Swoope, a former collegiate basketball player with no prior football experience, played in all 16 games (four starts) for Indianapolis and registered 15 receptions for 297 yards and one touchdown.

In his first season with Indianapolis in 2015, Hostler guided wide receiver T.Y. Hilton to his second-career Pro Bowl after catching 69 passes for 1,124 yards and five touchdowns. Hilton recorded his third-consecutive 1,000-yard receiving season and joined Marvin Harrison (eight) and Reggie Wayne (eight) as the only players in Colts history to post three or more 1,000-yard receiving seasons.

Hostler was also instrumental in the continued development of second-year wide receiver Donte Moncrief, who set career highs in receptions (64), receiving yards (733) and receiving touchdowns (team-high six). Hostler also received production from veteran wide receiver Andre Johnson (41 receptions for 503 yards and four touchdowns) and rookie first-round pick Phillip Dorsett (18 receptions for 225 yards and one touchdown).

In 2014, Hostler served as the senior offensive assistant for the Buffalo Bills. During that season, wide receiver Sammy Watkins set Bills single-season rookie records for receptions (65) and receiving yards (982). The team also had three different players with at least 50 catches for the first time in franchise history.

Prior to joining the Bills, Hostler spent six seasons (2008-2013) as the Baltimore Ravens wide receivers coach, where he oversaw a receiving corps that played an integral role in the team's Super Bowl XLVII win. During the 2012 campaign, the Ravens wideouts finished second in franchise history for the most receiving yards for a single season with 3,996. From 2011-13, Torrey Smith ranked among the top 10 AFC receivers in yards per catch (fourth, 17.2), touchdown receptions (seventh, 19) and receiving yards (eighth, 2,824).

In addition to Smith, Hostler helped wide receiver Anquan Boldin make an immediate impact on the Ravens offense upon his arrival following a trade from Arizona. During his three seasons (2010-12) with



Baltimore, Boldin led the team in receptions (186), receiving yards (2,645) and first down receptions (132).

Hostler joined the Ravens in 2008 after spending three seasons (2005-07) with the San Francisco 49ers, serving as quarterbacks coach from 2005-06 and offensive coordinator in his final year. During his time with the 49ers, Hostler played an important role in tutoring 2005 No. 1 overall pick quarterback Alex Smith. In 2007, he helped running back Frank Gore become the third player in 49ers history to record over 1,000 rushing yards and 400 receiving yards in back-to-back seasons.

Prior to joining the 49ers, Hostler spent two years (2003-04) with the New York Jets coaching the quarterbacks and wide receivers. He helped develop

wide receiver Santana Moss, who totaled 119 receptions for 1,943 yards and 15 touchdowns from 2003-04. Wide receiver Justin McCareins had his best season under Hostler in 2004, starting 16 games and finishing with a career-high 56 receptions and 770 receiving yards.

From 2001-02, Hostler spent time working as the New Orleans Saints assistant wide receivers coach. He mentored Donté Stallworth in 2002, who finished with 42 receptions for 594 yards and eight touchdowns in his rookie season.

Hostler began his NFL coaching career in 2000 as an offensive assistant/quality control coach with the Kansas City Chiefs.

Before joining the NFL ranks, Hostler launched his coaching career in 1990 at his alma mater Indiana University of Pennsylvania. He spent a total of nine seasons (1990-92, 1994-99) at IUP, helping the school qualify for the NCAA Division II playoffs five times. In between coaching stints at IUP, Hostler spent the 1993 season as the offensive coordinator at Juniata College.

A four-year letterman and two-time Pennsylvania State Athletic Conference All-Conference selection, Hostler was a standout cornerback at IUP from 1986-89. During his collegiate playing career, he helped the Indians capture two titles and three trips to the PSAC Division II playoffs. Hostler earned a bachelor's degree in criminology from IUP in 1989.

A native of Bethel Park, Pa., Hostler and his wife, Jen, have three sons, Clint, Grant and Cooper, and a daughter, Attie.

COACHING CAREER

1990-1992	Indiana University of Pennsylvania	Running Backs
1993	Juniata College	Offensive Coordinator
1994-1996	Indiana University of Pennsylvania	Wide Receivers
1997-1998	Indiana University of Pennsylvania	Linebackers
1999	Indiana University of Pennsylvania	Offensive Coordinator/Quarterbacks
2000	Kansas City Chiefs	Offensive Assistant/Quality Control
2001	New Orleans Saints	Offensive Assistant/Quality Control
2002	New Orleans Saints	Assistant Wide Receivers/ Offensive Assistant/Quality Control
2003	New York Jets	Quarterbacks
2004	New York Jets	Quarterbacks/Wide Receivers
2005-2006	San Francisco 49ers	Quarterbacks
2007	San Francisco 49ers	Offensive Coordinator
2008-2013	Baltimore Ravens	Wide Receivers
2014	Buffalo Bills	Senior Offensive Assistant
2015	Indianapolis Colts	Wide Receivers
2016-2017	Indianapolis Colts	Tight Ends



ADMINISTRATION

COACHING STAFF

FOOTBALL OPERATIONS

BUSINESS OPERATIONS

PLAYERS

2016 SEASON IN REVIEW

COLTS HISTORY

RECORDS

COLTS IN THE COMMUNITY



RICHARD HOWELL

ASSISTANT STRENGTH AND CONDITIONING COACH

JOINED COLTS: 2000
YEARS IN NFL: 18 years
COLLEGE: Davidson
HOMETOWN: Bladenboro, NC

Richard Howell is in his 18th season as assistant strength and conditioning coach of the Indianapolis Colts.

Howell is responsible for assisting Head Strength and Conditioning Coach Darren Krein in all aspects of the club's conditioning program. He helped Krein implement a new strength and conditioning program during the 2016 offseason that focuses on hard work and places a priority on functional movement to put players in the best position to perform at the highest level.

While with the Colts, Howell has also assisted in coordinating player development programs (2009-2011), one of which was honored by the NFL in 2009 as the league's Outstanding Financial Education Program.

In 2012, Howell helped install a new strength and conditioning program, which assisted the Colts to three consecutive 11-5 records and playoff berths (2012-14), including the AFC South Division Title in 2013 and 2014. The Colts have reached the playoffs 13 times during Howell's tenure on staff.

Howell previously served as a graduate assistant at the University of North Carolina in the strength and conditioning department (1998-99) and was the head strength and conditioning coach for the Barcelona Dragons of NFL Europe in 1999.

Howell started his coaching career as an assistant coach at Davidson College from 1994-98 and spent the summer of 1997 as an intern in the Carolina Panthers scouting department.

Howell was a quarterback at Davidson (1990-93) and was the team captain as a senior. Upon graduation, he held five school records and finished his senior season ranked fourth nationally in scoring for Division I-AA football. Howell played one season for Akersberga in Sweden. He holds a bachelor's degree in biology from Davidson.

Howell is a certified strength and conditioning specialist by the National Strength and Conditioning Association and a certified member of Functional Movement Systems. He and his wife, Karen, have three children, Alexis, Jacob and Joshua.



COACHING CAREER

1994-1998	Davidson	Assistant Coach
1998-1999	North Carolina	Graduate Assistant
1999	Barcelona Dragons	Strength and Conditioning Coach
2000-2017	Indianapolis Colts	Assistant Strength and Conditioning



DARREN KREIN

HEAD STRENGTH AND CONDITIONING COACH

JOINED COLTS: 2016

YEARS IN NFL: 18 years

COLLEGE: Miami (Fla.)

HOMETOWN: Aurora, CO

Darren Krein enters his second season as the head strength and conditioning coach of the Indianapolis Colts. He has 17 years of NFL coaching experience. Krein's strength and conditioning philosophy focuses on hard work and places a priority on functional movement to put his players in the best position to perform at the highest level.

Krein previously spent five seasons (2011-15) as the head strength and conditioning coach of the Miami Dolphins. In 2013, Krein was recognized by his peers with their highest honor as he was named the NFL Strength Coach of the Year at the league's annual Strength and Conditioning Coaches banquet in Indianapolis.

Prior to Miami, Krein had two stints with the Seattle Seahawks (1997-98 and 2001-09) as an assistant strength and conditioning coach. He assisted in the coordination of the players' weight training and the offseason conditioning program. Krein was also integral in the design and implementation of the rehabilitation process for injured players.

Krein was drafted by the San Diego Chargers in the fifth round (150th overall) of the 1994 NFL Draft. He missed his rookie season due to a knee injury. On June 17, 1995 Krein was claimed by the Green Bay Packers off waivers but did not see any game action. In 1996, he played the entire season with the Barcelona Dragons of the World League, but re-injured his knee and was forced to retire.

A native of Aurora, Colo., Krein was a four-year letterman at defensive end for the University of Miami (1989-1993). He was named a unanimous First Team All-Big East selection and Second Team Associated Press All-America choice as a senior. Krein totaled 190 career tackles and 17.5 sacks as a member of the Hurricanes and earned a degree in business management. He also holds a master's degree in kinesiology from A.T. Still University. Krein and his wife, Jennifer, have a daughter, Ella, and two sons, Aiden and Kellen.



COACHING CAREER

1997-1998	Seattle Seahawks	Assistant Strength and Conditioning
2001-2009	Seattle Seahawks	Assistant Strength and Conditioning
2011-2015	Miami Dolphins	Head Strength and Conditioning
2016-2017	Indianapolis Colts	Head Strength and Conditioning

ADMINISTRATION

COACHING STAFF

FOOTBALL OPERATIONS

BUSINESS OPERATIONS

PLAYERS

2016 SEASON IN REVIEW

COLTS HISTORY

RECORDS

COLTS IN THE COMMUNITY



SANJAY LAL

WIDE RECEIVERS COACH

JOINED COLTS: 2017

YEARS IN NFL: 11 years

COLLEGE: Washington

HOMETOWN: London, England

Sanjay Lal enters his first season as the wide receivers coach of the Indianapolis Colts. He has 10 previous years of NFL experience with the Buffalo Bills, New York Jets and Oakland Raiders.

Lal spent the last two seasons as Buffalo's wide receivers coach. Last year, Bills wide receivers accounted for 11 touchdowns. In 2015, Sammy Watkins recorded his first 1,000-yard campaign and led the NFL in average yards at the point of the catch (14.7). After returning from injury, Watkins finished the second half of the season ranked third in the NFL in receiving yards (900) from Weeks 9 to 17.

Prior to arriving in Buffalo, Lal spent three seasons (2012-14) with the New York Jets and coached Eric Decker who posted 74 catches for 962 yards and five touchdowns in 2014. In 2013, he guided Jeremy Kerley and David Nelson who finished first and second on the team in receptions respectively. Kerley also posted a career-best 56 receptions in addition to 827 yards and a 14.8 yards per catch average in 2012.



Lal spent five seasons (2007-2011) with the Oakland Raiders as the assistant wide receivers/quality control coach (2007-08) and wide receivers coach (2009-2011). In 2011, Darrius Heyward-Bey had the most productive season of his career as he caught 64 passes for 975 yards and four touchdowns. Denarius Moore ended the 2011 season with an 18.7 yards per reception average, which was the fourth-highest total among all wide receivers in the NFL. In 2010, he coached one of the youngest wide receiver units in the NFL, as no Oakland receiver entered the year with more than three seasons of pro experience. Lal helped rookie Jacoby Ford average 18.8 yards per catch.

Lal was the offensive assistant and quarterbacks coach at the University of California for three seasons (2004-06) before joining the NFL. The Golden Bears played in a bowl game in each of his three years and captured a share of the school's first Pac-10 title in 2006. Lal was the quarterbacks and strength, speed and conditioning coach at Saint Mary's college in 2004 and was the wide receivers coach at Los Medanos College in 2003.

Lal attended the University of Washington where he played wide receiver and became a Husky Hall of Fame selection. He was on Washington's 1992 National Championship team and a member of two Rose Bowl teams. Lal was invited to training camp with the Raiders in 1995 and also spent time with the St. Louis Rams in 1998. He signed with the Scottish Claymores of NFL Europe in 1999.

COACHING CAREER

1996-2002	Miramonte (Calif.) High School	Passing Game Coordinator/Wide Receivers
2003	Los Medanos College	Wide Receivers
2004	Saint Mary's College	Quarterbacks/Strength, Speed and Conditioning
2004-2006	California	Offensive Assistant/Quarterbacks
2007-2008	Oakland Raiders	Assistant Wide Receivers/Quality Control
2009-2011	Oakland Raiders	Wide Receivers
2012-2014	New York Jets	Wide Receivers
2015-2016	Buffalo Bills	Wide Receivers
2017	Indianapolis Colts	Wide Receivers



JOE PHILBIN

ASSISTANT HEAD COACH/OFFENSIVE LINE

JOINED COLTS: 2016

YEARS IN NFL: 15 years

COLLEGE: Washington & Jefferson

HOMETOWN: Springfield, MA

Joe Philbin enters his second season with the Indianapolis Colts as the team's assistant head coach/offensive line. Prior to Indianapolis, he spent four seasons as the head coach of the Miami Dolphins. Philbin has 33 years of coaching experience, including the past 14 seasons in the NFL.

In 2016, Philbin oversaw the development of one of the youngest position groups on the team. The Colts utilized seven different starting offensive line combinations and led the NFL with 34 rookie starts. Indianapolis was the only team in the league to start four different rookies along the offensive line as center Ryan Kelly (16 starts), tackle Joe Haeg (14 starts), tackle Le'Raven Clark (three starts) and center Austin Blythe (one start) all saw action. Kelly was one of 11 rookies in the NFL to start all 16 games. Haeg became the first rookie in the league to start at three positions along the offensive line (left guard, right guard and right tackle), since Kyle Turley, a first-round draft pick in 1998. Over the final eight games of the season, the Colts tied for the seventh-fewest sacks allowed (13.0) in the NFL. The unit paved the way for running back Frank Gore to rush for 1,025 yards and become the first Colt to eclipse 1,000 yards rushing since Joseph Addai in 2007. Gore became the first running back in NFL history at the age of 33 or older to rush for 1,000 yards since John Riggins in 1984 and the fourth player to accomplish that feat at the age of 33 or older. The group provided protection for quarterback Andrew Luck to finish in the top 10 in the NFL in passing yards (4,240, eighth), passing touchdowns (31, fifth) and passer rating (96.4, ninth), while wide receiver T.Y. Hilton claimed the NFL receiving title (1,448 yards) and earned his third consecutive Pro Bowl nod.

Philbin compiled a 24-28 record in Miami after being named the 10th head coach of the Dolphins on January 20, 2012. In 2014, Miami's first six wins of the season were by at least 13 points. Only three other teams since the 1970 AFL-NFL merger recorded their first six (or more) wins in a season by margins of 13 points or more (2007 New England Patriots, 1999 St. Louis Rams and 1984 Washington Redskins). The Dolphins were also the third least penalized team in the NFL in 2014 as they finished 8-8 for the second consecutive season. From 2012-14, Miami was the least penalized team in the league.

In Miami, Philbin was instrumental in the development of quarterback Ryan Tannehill, whom the Dolphins drafted in the first round (eighth overall) of the 2012 NFL Draft. In 2014, Tannehill (4,045 passing yards) registered his first career 4,000-yard passing season as he joined Pro Football Hall of Famer Dan Marino as the only players to surpass that plateau in team history. Tannehill also recorded career highs in pass attempts (590), completions (392) and passing touchdowns (27). Running back Lamar Miller rushed for 1,099 yards to become the first Dolphins 1,000-yard rusher since Reggie Bush in 2011 (1,086 yards). Tannehill and Miller became the first duo in team history to throw for 4,000 yards and rush for 1,000 yards in the same season. Rookie wide receiver Jarvis Landry totaled 84 receptions, which were the most by a rookie in team history and the fourth-highest single-season total in team history. It was also the sixth-most receptions by a rookie in NFL history. Miami's pass defense ranked sixth in the NFL, allowing 222.3 passing yards per game.

The Dolphins finished the 2013 season with an 8-8



ADMINISTRATION

COACHING STAFF

FOOTBALL OPERATIONS

BUSINESS OPERATIONS

PLAYERS

2016 SEASON IN REVIEW

COLTS HISTORY

RECORDS

COLTS IN THE COMMUNITY

record as Philbin became the first Dolphins head coach to improve the team's record two consecutive years since the 1997 and 1998 campaigns. Miami was one of only four teams in the NFL in 2013 (Seattle, Cincinnati and Carolina) to improve their record for a second straight season. The Dolphins recorded a takeaway in 15 of their 16 games, becoming one of only five teams to accomplish that feat in 2013. Offensively, Tannehill threw for 24 touchdowns in his second season and became only the second quarterback in team history, joining Marino, to throw for 24-or-more touchdowns in a season. The Dolphins finished third in the AFC in scoring defense and limited opponents to a 77.3 passer rating, the third lowest total in the AFC and the fifth lowest total in the NFL.

In his first season as head coach in 2012, Philbin guided the Dolphins to a 7-9 record. Miami finished tied for first in the AFC in touchdowns allowed on defense (32), as their 42.6 percent of red zone touchdowns allowed was the lowest in the NFL. Defensively, Miami ranked third in the AFC in points allowed per game (19.8). The unit's 36.6 percent third down conversion rate against was sixth best in the AFC and 10th best in franchise history. Tannehill set franchise rookie records in several offensive categories and became the first quarterback in team history to start all of the team's games in his first year in the league.

Prior to joining the Dolphins, Philbin coached nine seasons (2003-2011) for the Green Bay Packers. In Green Bay, he served as offensive coordinator (2007-2011), offensive line coach (2006), tight ends/assistant offensive line (2004-05) and assistant offensive line (2003). In 2010, he was a member of the Packers' Super Bowl XLV winning team. In his five seasons as offensive coordinator, he directed a unit that ranked in the top 10 in both total yards and total points, joining the New England Patriots as the only teams to accomplish that feat during that period. Green Bay's point total (2,263) was third in the league over that five-year span, trailing only New England (2,457)



and New Orleans (2,283). Green Bay reached the playoffs in four of Philbin's five seasons as offensive coordinator as 12 Packers were selected to the Pro Bowl.

Before making the leap to the NFL, Philbin coached at the collegiate level at Iowa (1999-2002), Harvard (1997-98), Northeastern (1995-96), Ohio (1994), Allegheny College (1990-93), U.S. Merchant Marine Academy (1988-89) and Worcester Tech (1986-87). He served as a graduate assistant at Tulane from 1984-85. Philbin was part of a Division III National Championship at Allegheny in 1990 while serving as offensive coordinator/offensive line coach.

A native of Springfield, Mass., Philbin graduated from Washington & Jefferson College (Pa.) in 1984, where he played tight end (1980). He has a master's degree in education from Tulane University (1986). Philbin and his wife, Diane, have six children, Matthew, John, Kevin, Tim, Colleen and a deceased son, Michael.

COACHING CAREER

1984-1985	Tulane	Graduate Assistant
1986-1987	Worcester Tech	Offensive Line
1988-1989	U.S. Merchant Marine Academy	Offensive Line
1990-1993	Allegheny	Offensive Coordinator/Offensive Line
1994	Ohio	Offensive Line
1995-1996	Northeastern	Offensive Coordinator/Offensive Line
1997-1998	Harvard	Offensive Coordinator/Offensive Line
1999-2002	Iowa	Offensive Line
2003	Green Bay Packers	Assistant Offensive Line
2004-2005	Green Bay Packers	Tight Ends/Assistant Offensive Line
2006	Green Bay Packers	Offensive Line
2007-2011	Green Bay Packers	Offensive Coordinator
2012-2015	Miami Dolphins	Head Coach
2016-2017	Indianapolis Colts	Assistant Head Coach/Offensive Line



JEFF POPOVICH

DEFENSIVE QUALITY CONTROL COACH

JOINED COLTS: 2016

YEARS IN NFL: 2 years

COLLEGE: Miami (Fla.)

HOMETOWN: Tucson, AZ

Jeff Popovich enters his second season with the Colts and his first as defensive quality control coach. He served as assistant to the head coach in his first season with Indianapolis. Popovich has 12 years of collegiate coaching experience and spent two seasons in the NFL as a player.

Popovich previously served as an assistant coach working with the cornerbacks at the University of Texas at San Antonio for three years (2013-15).

Prior to UTSA, Popovich spent six seasons (2007-2012) as an assistant coach at Florida International, where he mentored the defensive backs, serving as the program's pro liaison and was the special teams coordinator during his final year in 2012. He was named one of the nation's top recruiters at a non-Bowl Championship Series Conference program by *Rivals.com* in 2012. Popovich began his coaching career as a graduate assistant under Larry Coker at his alma mater, the University of Miami, working with the defensive backs and special teams from 2005-06.

A four-year letterwinner at Miami from 1996-99, Popovich played all four seasons under the tutelage of Colts Head Coach Chuck Pagano, who served as secondary/special teams coach for the Hurricanes from 1995-2000. Popovich appeared in 48 games (11 starts) at Miami and totaled 154 tackles, three fumble recoveries, one interception and one forced fumble as a safety. He was a three-time Big East All-Academic Team selection and an Academic All-America candidate. In 2000, Popovich earned a bachelor's degree in biomedical engineering and served as a student coach for the Hurricanes.

Popovich played for the Tampa Bay Buccaneers during the 2000 preseason and for the Atlanta Falcons in 2001. He was also a member of the 2001 Barcelona Dragons squad that played in the World Bowl.

A native of Tucson, Ariz., Popovich was a star quarterback and defensive back on the football team and a record-setting track and field athlete at Sabino High School in Tucson. He is married to the former Lara Hargreaves and the couple has two daughters, Sayle and Copeleigh.



COACHING CAREER

2000	Miami (Fla.)	Student Coach
2005-2006	Miami (Fla.)	Graduate Assistant
2007-2011	Florida International	Assistant Coach (Defensive Backs)
2012	Florida International	Special Teams Coordinator/Defensive Backs
2013-2015	University of Texas at San Antonio	Assistant Coach (Cornerbacks)
2016	Indianapolis Colts	Assistant to the Head Coach
2017	Indianapolis Colts	Defensive Quality Control

ADMINISTRATION

COACHING STAFF

FOOTBALL OPERATIONS

BUSINESS OPERATIONS

PLAYERS

2016 SEASON IN REVIEW

COLTS HISTORY

RECORDS

COLTS IN THE COMMUNITY



BRIAN SCHOTTENHEIMER

QUARTERBACKS COACH

JOINED COLTS: 2016

YEARS IN NFL: 18 years

COLLEGE: Florida

HOMETOWN: Denver, CO

Brian Schottenheimer enters his second season with the Colts as the team's quarterbacks coach. He has 20 years of coaching experience, including 17 seasons in the NFL.

In his first season with Indianapolis, Schottenheimer led quarterbacks Andrew Luck, Scott Tolzien and Stephen Morris. He helped Luck establish a new single-season career-high in completion percentage (63.5). Luck also finished the season ranked amongst the top 10 in the NFL in passing yards (4,240, eighth), passing touchdowns (31, fifth) and quarterback rating (96.4, ninth). He registered five 300-yard passing games and was named AFC Offensive Player of the Week in Week 13.

Schottenheimer served as the offensive coordinator/quarterbacks coach at the University of Georgia in 2015. The Bulldogs totaled 4,904 yards of net offense. Quarterback Greyson Lambert set the NCAA, SEC and Bulldog record for highest single-game completion percentage (with a minimum of 20 completions) after finishing 24-of-25 (96 percent) passing for 330 yards and three touchdowns vs. South Carolina. Running back Nick Chubb totaled 747 rushing yards in six games before suffering a season-ending injury. Chubb's total included a streak of five consecutive 100-yard games to start the season.

Prior to his return to the collegiate ranks, Schottenheimer spent three seasons as the offensive coordinator for the St. Louis Rams (2012-14). In 2014, St. Louis averaged 314.7 net yards per game despite starting quarterback Sam Bradford missing the final nine games due to injury. In his absence, Austin Davis and Shaun Hill combined to throw for 3,658 yards and 20 touchdowns.

In 2013, St. Louis scored 27 or more points on six different occasions matching the Rams total from 2009-2012. The Rams tallied 38 touchdowns in 2013 which was the most in a single season for the franchise since the 2006 season when they reached the end zone 39 times. Under Schottenheimer, running back Zac Stacy rushed for 973 yards, the third-most rushing yards in franchise history by a rookie, while Jared Cook set the Rams single-season record for receiving yards by a tight end (671).

In Schottenheimer's first season with St. Louis, the Rams logged a 6.6 points per game average increase from the previous season with Bradford setting career highs in passing yards (3,702), touchdown passes (21) and passer rating (82.5). He also led an offense that allowed 20 fewer sacks than it did a season earlier as well as helping running back Steven Jackson record his eighth consecutive 1,000-yard season.


Schottenheimer came to the Rams having spent six seasons in the same capacity with the New York Jets (2006-2011). During his time in New York, he assembled an offense that helped the Jets earn back-to-back appearances in the AFC Championship Game.

In 2011, the Jets led the NFL in red zone percentage as they scored touchdowns on 36 of their 55 trips deep in their opponents' end (65.5 percent). In 2010, New York had the NFL's fourth best rushing offense and finished 11th in total yards. During the 2009 season, the Jets became just the third team since 2001 to average more than 170 rushing yards per game when they averaged 172.3 while also finishing in the top 10 in the NFL in points per game.

Under Schottenheimer, Mark Sanchez became the most productive postseason passer in Jets history winning four road playoff games, the most in Jets history and tied for most in NFL history, while tossing a club record nine touchdown passes over the course of two postseasons.

In 2008, the Jets recorded 405 points, marking just the third time in franchise history that they reached the 400-point plateau. On the back of preseason acquisition Brett Favre and a strong rushing attack featuring Pro Bowl running back Thomas Jones and Leon Washington, the Jets tallied 42 offensive touchdowns, their most in a decade. Jones led the AFC with 1,312 rushing yards and broke the Jets single-season record with 13 rushing touchdowns while Washington added 448 yards and six scores. The rushing duo earned a 4.75 yards per carry average, which marked the best average in team history.

In 2007, Thomas Jones eclipsed the 1,000-yard mark for the third consecutive season and his first under Schottenheimer as a member of the New York Jets. In



his first season with New York, he helped the Jets accomplish a quick turnaround earning a 10-6 record after finishing 4-12 the season before. Schottenheimer also helped quarterback Chad Pennington win NFL Comeback Player of the Year honors from The Associated Press and the PFW/PFWA in 2006.

Schottenheimer joined the Jets in 2006 after spending four seasons in San Diego as the quarterbacks coach (2002-2005). In 2004, Drew Brees earned Pro Bowl honors for the first time in his career after throwing 27 touchdown passes and finishing third in the NFL in

passer rating. Schottenheimer oversaw the growth of Philip Rivers, who worked with Schottenheimer as Brees' understudy during Rivers' first two years in the NFL.

Before his spell in San Diego, Schottenheimer worked for his father, Marty, in Washington and Kansas City. He was an offensive assistant with the Chiefs in 1998 and was the quarterbacks coach during his lone season with the Redskins in 2001. In between those two stops, he moved to the collegiate level, overseeing the tight ends at Southern California in 2000 and wide receivers at Syracuse in 1999.

Schottenheimer got his start as an offensive assistant under Dick Vermeil with the St. Louis Rams in 1997.

As a player, Schottenheimer earned three letters as a quarterback at the University of Florida from 1994-96, where he played under Steve Spurrier and backed up Heisman Trophy winner Danny Wuerffel during the Gators' 1996 National Championship season. His career began at the University of Kansas where he played one season in 1992 before transferring to Florida to play under the tutelage of Spurrier.

In high school, he led Blue Valley High School in Stilwell, Kan. to the 1991 Kansas 5A state football championship as a senior while earning all-state first-team and All-America honorable mention honors. Schottenheimer and his wife, Gemmi, have a son, Sutton, and a daughter, Savannah.

COACHING CAREER

1997	St. Louis Rams	Offensive Assistant
1998	Kansas City Chiefs	Offensive Assistant
1999	Syracuse	Wide Receivers
2000	Southern California	Tight Ends
2001	Washington Redskins	Quarterbacks
2002-2005	San Diego Chargers	Quarterbacks
2006-2011	New York Jets	Offensive Coordinator
2012-2014	St. Louis Rams	Offensive Coordinator
2015	Georgia	Offensive Coordinator/Quarterbacks
2016-2017	Indianapolis Colts	Quarterbacks



JEMAL SINGLETON

RUNNING BACKS COACH

JOINED COLTS: 2016

YEARS IN NFL: 2 years

COLLEGE: Air Force

HOMETOWN: San Antonio, TX

Jemal Singleton enters his second season as the running backs coach of the Indianapolis Colts. He came to Indianapolis with 14 years of collegiate coaching experience, including nine seasons at his alma mater, Air Force. Singleton served as the special teams coordinator/running backs coach at Arkansas in 2015.

In 2016, running back Frank Gore rushed for 1,025 yards to become the first Colts running back to eclipse 1,000 rushing yards in a single season since Joseph Addai in 2007 and the eighth running back in team history to rush for 1,000 yards. Gore became the first running back in NFL history at the age of 33 or older to rush for 1,000 yards since John Riggins in 1984 and the fourth player to accomplish that feat at the age of 33 or older. Running back Robert Turbin registered single-season career highs in rushing touchdowns (seven) and overall touchdowns (eight). Singleton also helped with the development of versatile undrafted free agent running back Josh Ferguson, who saw action in all 16 games for the Colts. Singleton's biggest contribution may have come in the form of ball security. The Colts running backs only had one lost fumble on 418 carries/receptions.

In 2015, Singleton guided Razorbacks running back Alex Collins to a career year. Collins started a career-high 12 games and totaled 271 carries for 1,577 yards (5.8 avg.) and 20 touchdowns. He also contributed with 13 receptions for 95 yards en route to being named a semifinalist for the Doak Walker Award, given annually to the best running back in the nation. Collins set career highs in every statistical rushing category despite recording consecutive 1,000-yard rushing seasons in his previous two seasons. He ranked among the best in the nation and the Southeastern Conference in rushing yards (12th in nation/third in SEC) and rushing touchdowns (tied for sixth in nation/third in SEC). Collins' 121.3 rushing yards per game ranked 12th in the nation and third in the SEC. Collins was named Second Team All-SEC for his efforts and was selected by the Seattle Seahawks in the fifth round (171st overall) of the 2016 NFL Draft.

Singleton served as the running backs coach at Oklahoma State for four seasons (2011-14). One principle that Singleton stresses is ball security, and in

2014 the Cowboys running backs did not commit a single turnover during the season, combining for 509 touches with only one fumble, a ball that was recovered by Oklahoma State. In 2013, the Cowboys rushed for 35 touchdowns in the regular season, ranking second in the Big 12 and 15th nationally. The mark also was the sixth-best in a single season in school history. Desmond Roland rushed for 13 touchdowns, leading all Big 12 running backs and ranking 31st nationally despite not starting until the seventh game of the season.

In Stillwater, Singleton was instrumental in the development of running back Joseph Randle. In 2012, Randle was a unanimous First Team All-Big 12 selection after leading the conference with 1,417 rushing yards. Randle was selected by the Dallas Cowboys in the fifth round (151st overall) of the 2013 NFL Draft.

The Cowboys had one of their best seasons in program history in Singleton's first season with the program. Oklahoma State won the Big 12 and ranked No. 3 in the final Associated Press poll. Randle rushed for 24 touchdowns, the fourth-most in the Football Bowl Subdivision that season and earned First Team All-Big 12 honors from The Associated Press. Singleton's



running backs totaled 10 games of 100 rushing yards or more.

Singleton joined Oklahoma State after 11 years at Air Force, where he served as the run game coordinator/running backs coach (2007-2010), running backs coach (2006), varsity assistant (2003-05) and prep assistant (2000). During his tenure as running backs coach, the Falcons led the Mountain West Conference in rushing and ranked in the top 10 nationally each season.

In 2010, Air Force ranked second in the nation with 306.5 rushing yards per game. The team totaled 3,985 rushing yards, which was the second-best total in MWC history at the time. The Falcons also rushed for 41 touchdowns, tying the MWC record. In 2009, Air Force averaged 283.5 rushing yards per game, the third-best mark in the nation. Singleton tutored Chad Hall in 2007, who was named MWC Offensive Player of the Year and earned Third Team All-America honors. Hall rushed for 1,478 yards and totaled 2,683 all-purpose yards, helping Air Force win nine games. Hall would go on to play three seasons in the NFL with the Philadelphia Eagles and Kansas City Chiefs. In Singleton's first season as running backs coach in 2006, the Falcons averaged nearly one less fumble per game than the previous season.

COACHING CAREER

2000	Air Force	Prep Assistant
2003-2005	Air Force	Varsity Assistant
2006	Air Force	Running Backs
2007-2010	Air Force	Run Game Coordinator/Running Backs
2011-2014	Oklahoma State	Running Backs
2015	Arkansas	Special Teams Coordinator/Running Backs
2016-2017	Indianapolis Colts	Running Backs



SHAWN TERLECKY

DEFENSIVE ASSISTANT

JOINED COLTS: 2013

YEARS IN NFL: 5 years

COLLEGE: Mercyhurst University/
Capital University Law School

HOMETOWN: Niles, OH

Shawn Terlecky enters his fifth season with the Colts and his first as defensive assistant. He has 13 years of coaching experience and previously served as Indianapolis' defensive quality control coach (2016) and assistant to the head coach (2013-15).

In 2016, Terlecky worked primarily with Colts Linebackers Coach Jim Herrmann and the inside linebackers. He helped with the development of first-year inside linebacker Edwin Jackson. After spending time on the

Singleton began his coaching and Air Force career as an instructor and assistant head coach/offensive coordinator at the United States Air Force Academy Preparatory School in 2000. He was then stationed at Little Rock Air Force Base in Jacksonville, Ark., from January 2001 to January 2003 and served as a public affairs officer. Singleton returned to the Academy in the spring of 2003 and served as the executive officer for the athletic director before becoming the junior varsity defensive coordinator and varsity assistant coach.

Singleton earned three letters as a halfback at Air Force. He was named All-Western Athletic Conference honorable mention as a senior. Singleton helped the school win 10 games in back-to-back seasons for the first time in school history, including its first outright conference title. He is one of just six players in Air Force history to ever be elected a two-time captain.

Singleton, the son of an Air Force Sergeant, was born in Incirlik, Turkey. He graduated from the Air Force Academy in 1999 with a degree in social sciences. Singleton and his wife, Jennifer, have two daughters, Morgan and Mallory.

Colts practice squad in 2015, Jackson appeared in all 16 games (eight starts) in 2016 and finished third on the team with 61 tackles (42 solo). He also contributed 1.0 tackle for loss and 2.0 sacks. Terlecky also tutored rookie fourth-round pick Antonio Morrison, who played in all 16 games (four starts) and totaled 45 tackles (28 solo) and 3.0 tackles for loss. Veteran inside linebacker D'Qwell Jackson spearheaded the group and led the team in tackles (81) for the third consecutive season, while adding 5.0 tackles for loss, 1.0 sack, three passes defended and

ADMINISTRATION

COACHING STAFF

FOOTBALL OPERATIONS

BUSINESS OPERATIONS

PLAYERS

2016 SEASON IN REVIEW

COLTS HISTORY

RECORDS

COLTS IN THE COMMUNITY



ADMINISTRATION

COACHING STAFF

FOOTBALL OPERATIONS

BUSINESS OPERATIONS

PLAYERS

2016 SEASON IN REVIEW

COLTS HISTORY

RECORDS

COLTS IN THE COMMUNITY



two fumble recoveries.

From 2013-15, the Colts recorded a 30-18 record, which included two AFC South Division championships and one appearance in the AFC Championship Game in 2014.

Prior to the Colts, Terlecky was a defensive intern/quality control coach for Louisiana State University from 2010-12. In the course of those three seasons, the Tigers defense earned national rankings of eighth, second and 12th in total defense. In 2011, LSU also ranked second nationally in scoring defense. He coached in the Chick-fil-A Bowl,

AT&T Cotton Bowl and the 2012 BCS National Championship.

From 2008-09, Terlecky was the cornerbacks coach/recruiting coordinator for Mercyhurst University. In 2008, the defense ranked 20th nationally in total defense and 16th in scoring defense. In addition, the Laker pass defense led the Pennsylvania State Athletic Conference and ranked seventh in the country.

Terlecky spent three seasons (2005-07) at the University of North Carolina as a graduate assistant with focuses on linebackers (2005), secondary (2006) and the defensive line (2007).

He began his coaching career at his alma mater, Mercyhurst University in 2004, where he worked with the outside linebackers and wide receivers.

Terlecky graduated with a Bachelor of Arts degree in sports organizational management from Mercyhurst University. He also holds a Juris Doctor degree from Capital University Law School. Terlecky competed at safety for one year with the Mercyhurst football team as well.

Terlecky attended John F. Kennedy High School in Warren, Ohio and was a two-year letterman at safety and wide receiver. He was part of a team that won the Ohio Division IV championship as a junior and was a runner-up as a senior.

Terlecky and his wife, Nafeeza, live with their son, Cameron, in Brownsburg, Ind.

COACHING CAREER

2004	Mercyhurst	Outside Linebackers/Wide Receivers
2005-2007	North Carolina	Graduate Assistant
2008-2009	Mercyhurst	Cornerbacks/Recruiting Coordinator
2010-2012	Louisiana State	Defensive Intern
2013-2015	Indianapolis Colts	Assistant to the Head Coach
2016	Indianapolis Colts	Defensive Quality Control
2017	Indianapolis Colts	Defensive Assistant



BRAD WHITE

OUTSIDE LINEBACKERS COACH

JOINED COLTS: 2012

YEARS IN NFL: 6 years

COLLEGE: Wake Forest

HOMETOWN: Portsmouth, RI

Brad White enters his sixth season with the Indianapolis Colts and third as outside linebackers coach. He previously served as the assistant linebackers coach (2014) and the defensive quality control coach (2012-13).

Last season, White's unit accounted for 64 percent of the team's total sacks (21.0-of-33.0). White guided outside linebacker Erik Walden to the best season of his nine-year career. Walden led the Colts with a career-high 11.0 sacks and 9.0 tackles for loss, while tying for the team lead with three forced fumbles. He finished tied for eighth in the NFL (tied for fourth in the AFC) in sacks. Walden was one of only six linebackers in the NFL to record 11.0 or more sacks and three or more forced fumbles in 2016. Outside linebacker Robert Mathis finished second on the team with 5.0 sacks and tied for the team lead with three forced fumbles. Mathis was named AFC Defensive Player of the Week (Week 17) after registering three solo tackles, 1.0 sack, one forced fumble and one fumble recovery in his final NFL game. White also received contributions from veteran outside linebackers Akeem Ayers and Trent Cole who collected 2.0 sacks each. Outside linebacker Lavar Edwards, who spent time on the Colts active roster and practice squad in 2016, also contributed with 1.0 sack.

In 2015, White directed a group that was boosted by the



return of Colts all-time sack leader Mathis, who missed the entire 2014 season. Mathis tied for the team-lead with 7.0 sacks despite missing most of the 2015 offseason and the season opener while recovering from a torn Achilles. Walden ranked fifth on the team with 57 tackles (43 solo) and tied for third with 3.0 sacks. White also coached the veteran newcomer Cole, who matched Walden with 3.0 sacks. The Colts defense finished the year with five touchdowns, which tied for the most in a single season in franchise history dating back to 1975 and 1994. White's unit helped the defense rank sixth in the NFL in interceptions (17) and tie for first in the league with four interceptions returned for touchdowns.

In 2014, inside linebackers D'Qwell Jackson (184) and Jerrell Freeman (144) finished first and second on the team in tackles and became the Colts first linebacker pair with 100-plus tackles in the same season since 2011. Jackson earned his first career Pro Bowl nod after leading the team in tackles and posting career highs in sacks (4.0) and fumble recoveries (four). In addition, rookie outside linebacker Jonathan Newsome led the team with 6.5 quarterback takedowns while Walden finished second on the team with a career-high 6.0 sacks on the year.

In 2013, White helped coach a defense that ranked fourth in the AFC in points allowed (21.0), tied for fifth in sacks (42.0) and eighth in interceptions (15). Mathis led the NFL in sacks (19.5) and forced fumbles (eight), while Freeman tied for third in the league with six forced fumbles. Cornerback Darius Butler posted a team-leading four interceptions for the second straight year and led all AFC cornerbacks with eight interceptions from 2012-13.

In 2012, White assisted a defense that registered 32.0 sacks and 12 interceptions. The Colts defense returned four of those interceptions for touchdowns, which tied the single-season franchise record. White helped the development of 19 different starters on the defensive side of the ball, including Freeman, who joined the team from the Canadian Football League during the offseason and set a franchise record for tackles in a season (203).

White joined the Colts after spending two seasons as the inside linebackers coach at the Air Force Academy (2010-11).

ADMINISTRATION

COACHING STAFF

FOOTBALL OPERATIONS

BUSINESS OPERATIONS

PLAYERS

2016 SEASON IN REVIEW

COLTS HISTORY

RECORDS

COLTS IN THE COMMUNITY



ADMINISTRATION

COACHING STAFF

FOOTBALL OPERATIONS

BUSINESS OPERATIONS

PLAYERS

2016 SEASON IN REVIEW

COLTS HISTORY

RECORDS

COLTS IN THE COMMUNITY

While at Air Force, White was instrumental in the development of linebackers Jordan Waivairole and Brady Amack, who were each first-year starters in 2010. Waivairole led the team in tackles with 96 in 2010, while Amack led the team with 136 in 2011.

Prior to coaching at the Air Force Academy, White spent the 2009 season as the safeties coach at Murray State University. He started his coaching career at Wake Forest University, where he was a defensive graduate assistant for the 2007-08 seasons.

A graduate of Wake Forest, White started at linebacker

for the Demon Deacons from 2002-04. He finished his playing career with 227 tackles, 19.0 tackles for loss, 4.0 sacks and eight passes defended, while starting 34-of-35 games played. White was a three-time Academic All-Atlantic Coast Conference selection and was named to the 2004 CoSIDA Academic All-District III team. He graduated from Wake Forest with a bachelor's degree in analytical finance and a master's degree in accounting.

White and his wife, Kate, have two children, Julia and Lincoln.

COACHING CAREER

2007-2008	Wake Forest	Defensive Graduate Assistant
2009	Murray State	Safeties
2010-2011	Air Force	Inside Linebackers
2012-2013	Indianapolis Colts	Defensive Quality Control
2014	Indianapolis Colts	Assistant Linebackers
2015-2017	Indianapolis Colts	Outside Linebackers



GREG WILLIAMS

DEFENSIVE BACKS COACH

JOINED COLTS: 2016

YEARS IN NFL: 9 years

COLLEGE: North Carolina

HOMETOWN: Bolingbrook, IL

Greg Williams enters his second season with the Colts as the team's defensive backs coach. He holds 14 years of coaching experience, including eight seasons in the NFL.

Last season, Williams guided a unit that forced seven interceptions and totaled 49 passes defended. Cornerback Darius Butler paced the team with three interceptions. Safety Mike Adams finished second on the team with 80 tackles (65 solo), while adding two interceptions, two passes defended, two forced fumbles and two fumble recoveries. Second-year safety Clayton Geathers started all nine games he played in and finished fourth on the team with 60 tackles (54 solo). Cornerback Vontae Davis registered double-digit passes defended (10) for the fourth consecutive season, which is tied for the fourth-longest active streak in the NFL. Williams directed cornerback Rashaan Melvin to his most productive season as a pro. Melvin, who was signed by the Colts as a free agent four days before the 2016 regular season opener, played in 15 games (nine starts) for Indianapolis and collected 60 tackles (52 solo), seven passes defended and two forced fumbles. Williams also worked with rookie second-round pick safety T.J. Green, who saw action in 15 games (four starts) and tallied 46 tackles (33 solo) and three passes defended.

Prior to Indianapolis, Williams spent seven seasons with the San Diego Chargers as the team's assistant linebackers coach (2009-2012) and assistant secondary coach (2013-15). In 2015, the Chargers defense recorded 11 interceptions (one returned for a touchdown) and 62 passes defended. The unit also allowed 22 passing touchdowns, which was tied for the seventh-fewest in the NFL and the third-fewest in the AFC.

Williams oversaw a secondary that ranked fourth in the NFL in pass defense in 2014. Safety Eric Weddle led the Chargers with 114 tackles (91 solo), eight passes defended, one interception and two forced fumbles en route to his second consecutive Pro Bowl selection.

In Williams' first season working with the secondary (2013), the Chargers ranked sixth in the AFC in passing touchdowns allowed and totaled 11 interceptions and 67 passes defended. Weddle led the defense with 115 tackles, two interceptions, 1.0 sack and one forced fumble.

As the assistant linebackers coach from 2009-2012, the Chargers defense ranked 11th in the NFL and sixth in the AFC in rushing defense over the four-year span (107.5 ypg.). The defense also totaled 152.0 sacks and 36 fumble recoveries. In 2009, San Diego posted a 13-3



record and won the AFC West Division for the fourth consecutive year. Williams had two of his linebackers post back-to-back 11.0-sack seasons, including Shaun Phillips (tied for 10th in the NFL in 2010) and Antwan Barnes (tied for 11th in the NFL in 2011).

Prior to San Diego, Williams spent the 2008 season as

a secondary and defensive graduate assistant at the University of Pittsburgh. The Panthers recorded a 9-4 record and ranked second in the Big East Conference. The team also reached the Sun Bowl. Pittsburgh's defense allowed 193.0 passing yards per game in addition to intercepting 14 passes.

Williams spent two seasons with Arkansas Tech University (2006-07) coaching the defensive backs and serving as a recruiting coordinator. He got his start in coaching as an intern at Arizona State in 2003 before joining the College of DuPage staff for two years. After working with the wide receivers in 2004 he switched focuses and worked primarily with defensive backs in 2005.

Williams played wide receiver and defensive back at the University of North Carolina from 1994-97 under Mack Brown. He helped the Tar Heels to three bowl wins while finishing in The Associated Press Top 10 twice, including an 11-1 record during his senior year in 1997 when they finished fourth in the AP Poll.

Williams graduated with a degree in sociology, and went to training camp with the Chicago Bears and New York Giants before spending time in NFL Europe, the XFL and the Arena League.

COACHING CAREER

2003	Arizona State	Intern
2004-2005	College of DuPage	Assistant Coach
2006-2007	Arkansas Tech	Defensive Backs/Recruiting Coordinator
2008	Pittsburgh	Secondary/Defensive Graduate Assistant
2009-2012	San Diego Chargers	Assistant Linebackers
2013-2015	San Diego Chargers	Assistant Secondary
2016-2017	Indianapolis Colts	Defensive Backs

ANDREW LUCK

QUARTERBACK





FOOTBALL OPERATIONS



ED DODDS

Vice President of Player Personnel

Ed Dodds enters his first season with the Colts as vice president of player personnel. Dodds has 15 years of NFL experience and spent the last 10 seasons (2007-2016) with the Seattle Seahawks. He served as Seattle's senior personnel executive for the last three years and was responsible for evaluating both college and pro talent. As a national scout in 2014, Dodds evaluated the south central region and overtook an expanded role of cross checking other regions. He spent eight seasons in the Seahawks college scouting department after serving in the pro personnel department in 2007.

Dodds was part of a staff that was responsible for drafting franchise players in center Max Unger, safeties Earl Thomas and Kam Chancellor, cornerback Richard Sherman, quarterback Russell Wilson and linebackers Bruce Irvin and Bobby Wagner. The success of these draft selections culminated in the team's first championship with a Super Bowl XLVIII victory over the Denver Broncos. Seattle reached Super Bowl XLIX the following year, but fell to the New England Patriots.

During his tenure with Seattle, Dodds has been part of six winning seasons, five NFC West championships and 10 playoff wins in addition to two Super Bowl appearances.

Prior to joining the Seahawks, Dodds spent four seasons with the Oakland Raiders as a pro scout. He was a student coach at Texas A&M-Kingsville from 2000-03, where he served one year as quality control assistant for the offense and then handled quality control on defense for two seasons. Dodds earned a degree in business marketing from Texas A&M-Kingsville. The Kingsville, Texas native is also a U.S. Coast Guard licensed captain.




REX HOGAN

Vice President of Player Personnel

Rex Hogan joins the Colts in his first season as vice president of player personnel. Hogan has 14 years of NFL experience and most recently served as the senior director of college scouting with the New York Jets for the last two years (2015-16). Prior to New York, he spent 12 years with the Chicago Bears. Hogan served as a national scout in his final three seasons with the Bears.

With the Jets, Hogan was part of staff that selected defensive tackle Leonard Williams and linebacker Darron Lee. Williams earned All-Rookie Team honors in 2015 and was selected to his first Pro Bowl in 2016. Lee ranked fourth on the Jets with 76 tackles as a rookie last season. With the Bears, Hogan assisted in the draft selections of running back Matt Forte, cornerback Kyle Fuller, defensive tackle Tommie Harris, wide receiver/kick returner Devin Hester, wide receiver Alshon Jeffery, tackle Kyle Long and tight end Greg Olsen. In 2006, Chicago reached Super Bowl XLI, but was defeated by Indianapolis, 29-17. Hogan and the Bears reached the NFC Championship Game in 2010, but fell to the Green Bay Packers.


Before entering the NFL, Hogan spent one season at the University of Utah working as the director of football operations under former head coach Urban Meyer. From 1998-2003, he served various roles in Notre Dame's athletic department, including football intern, business intern, recruiting and operations. During his time at Notre Dame, the school produced several standouts and NFL Draft selections, including tight end John Carlson, center Jeff Faine, tight end Anthony Fasano, tackle Ryan Harris, tight end Maurice Stovall, defensive end Justin Tuck and San Francisco Giants pitcher Jeff Samardzija. Hogan, a native of Clarksville, Tenn., was a four-year member of the Austin Peay football team and graduated with a degree in public relations in 1995. He is married to Christy Yarnell Hogan, and they have three children, McKenna, Ryan and Erin.



MIKE BLUEM

Director of Football Administration


Mike Bluem enters his sixth season with the Indianapolis Colts as the team's director of football administration and his 23rd year in the NFL. Bluem's primary responsibilities include negotiating player contracts as well as managing the salary cap and player budgets. He is also responsible for keeping the club in compliance with the Collective Bargaining Agreement and NFL player personnel rules. Bluem served as a member of the NFL Management Council Club Services Committee from 2004-2014 and was invited to the 2014 NFL Career Development Symposium. Prior to joining the Colts, he spent 17 seasons with the Denver Broncos, beginning in 1995 as a college scouting assistant. Bluem served in that capacity during Denver's back-to-back championships in Super Bowl XXXII and Super Bowl XXXIII before being named coordinator of college scouting operations in 2000. He took on additional responsibilities with the salary cap in 2001 when he was named coordinator of football administration, a position he held until 2005 when he was then promoted to director of football administration. A native of Lewisville, Texas, Bluem earned his bachelor's degree in sports management from Liberty University in 1995. He resides in Carmel, Ind. with his wife, Shelley, and their 11-year-old twins, Zackary and Kylie.



MOROCCO BROWN

Director of College Scouting

Morocco Brown enters his first year with the Colts as the team's director of college scouting. Brown has 16 years of NFL experience and most recently served as the vice president of player personnel for the Cleveland Browns (2014-15). Prior to Cleveland, he spent six seasons (2008-2013) as the director of pro personnel for the Washington Redskins. Brown served as assistant director of pro personnel with the Chicago Bears for seven years (2001-07) following his first stint with the Redskins as an assistant scout in 2000. Brown originally entered the NFL in the spring of 2000 as a scouting intern with the Colts. He was a four-year letterman at North Carolina State and led the Wolfpack in tackles for three straight seasons, twice earning All-ACC honorable mention recognition. Brown, a native of Hampton, Va., graduated from North Carolina State in 1999 with a bachelor's degree in parks, recreation and tourism, with a concentration in program/sports management. Brown and his wife, Kendra, have three children, Macari, Macaiden and Makailyn.



KEVIN ROGERS

Director of Pro Personnel

Kevin Rogers is in his 17th season with the Colts and his fourth as director of pro personnel. Rogers was promoted to the position after serving as the associate director of pro personnel from 2010-13. He initially joined the Colts as an operations intern during the team's 2001 training camp. Rogers was a scouting assistant from 2001-05 and a pro scout from 2006-09. He graduated from Villanova University in 2001 with a bachelor's degree in finance and was a quarterback on the Wildcats football team. His father, Kevin Rogers Sr., has nearly 30 years of coaching experience at both the college and pro level. He spent time as the offensive coordinator at Syracuse and Notre Dame. Rogers Sr. also coached Pro Football Hall of Fame quarterback Brett Favre to one of his best statistical seasons serving as the Minnesota Vikings quarterbacks coach in 2009. Rogers was born on February 3, 1979 in Columbus, Ohio and is married to the former Danielle Klinger of McVeytown, Pa. They reside in Carmel, Ind. with their children, Grady, Lucille, Nolan and Dawson.

ADMINISTRATION

COACHING STAFF

FOOTBALL OPERATIONS

BUSINESS OPERATIONS

PLAYERS

2016 SEASON IN REVIEW

COLTS HISTORY

RECORDS

COLTS IN THE COMMUNITY




TODD VASVARI

Senior Player Personnel Scout

Todd Vasvari enters his 20th season with the Indianapolis Colts and his second as the club's senior player personnel scout. In four previous seasons (2012-15), he served as the team's assistant director of college scouting. Vasvari was also the eastern regional scout from 2006-2011 following a stint as the team's area scout. He worked as an area scout with the Carolina Panthers (1995-97) prior to joining the Colts. Vasvari played tight end and earned a bachelor's degree in economics from Bloomsburg University in 1991. He worked three training camps (1989-1991) as an equipment assistant with the Buffalo Bills and then worked as a substitute teacher and assistant football coach at his alma mater, Phillipsburg (N.J.) High School, from 1992-94. Vasvari's father, Hal, was a scout with the Montreal Alouettes and coached at the United States Merchant

Marine Academy. Todd is married to the former Jennifer DeFrain. They have two sons, Bryce Daniel (16) and Brady Andrew (7), and reside in Zionsville, Ind.



JON SHAW

Pro Scout

Jon Shaw enters his 12th season with the Colts and his sixth as a pro scout. In addition to his pro scouting responsibilities, Shaw scouts other professional football leagues and sports, both nationally and internationally. He spent six seasons (2006-2011) as the team's scouting assistant, prior to being elevated to his current role in May of 2012. In 2006, Shaw earned his start with the team as the football operations intern. In 2011, he also served as a defensive assistant along with his scouting responsibilities. Shaw was a four-year starter at defensive back for St. Lawrence University, lettered in lacrosse and graduated with a major in biology and a minor in sport studies. He is a native of Buffalo, N.Y. and resides with his wife, Lindsey, in Carmel, Ind.



JOEY ELLIOTT

Pro Scout

Joey Elliott enters his second season with the Colts as a pro scout. He spent the previous six seasons in the Canadian Football League as a scout (2015) and player (2010-14). In 2015, Elliott served as the eastern scout for the Ottawa RedBlacks. Prior to becoming a scout, he played five seasons as a quarterback with the RedBlacks (2014), BC Lions (2013) and Winnipeg Blue Bombers (2010-12). Elliott spent time with the Philadelphia Eagles during the 2010 offseason after signing with the team as an undrafted free agent. Since 2012, he has helped train NFL Draft prospects at St. Vincent Sports Performance. In 2010, Elliott started the Elliott Quarterback Academy, LLC to help train young athletes in the mental and physical fundamentals necessary to develop into complete athletes. The Evansville, Ind. native played collegiately at Purdue (2005-09) and earned a bachelor's

degree in organizational leadership and supervision with a minor in communications and a certificate in entrepreneurship and innovation. He was a team co-captain in 2009 and was an Academic All-Big Ten selection from 2007-09.



MATT TERPENING

Assistant Director of College Scouting

Matt Terpening enters his 20th season in the Colts scouting department and his second as the team's assistant director of college scouting. He spent three years (2013-15) as a national scout prior to 13 seasons with the team as an area scout. Terpening graduated from Xavier University in 1998 with a bachelor's degree in sports management. He was a member of the Xavier basketball team that reached the NCAA tournament in 1997 and 1998. The Musketeers also captured the Atlantic-10 Conference Tournament championship in 1998. Terpening was a ball boy for the Colts in high school and served as a summer intern in the Colts public relations office in 1997. His father, Bob, is a former Colts executive vice president. Terpening is married to Coral and the two reside in Westfield, Ind. with their daughters, Stella and Gwenyth.



MIKE DERICE

Area Scout

Mike Derice enters his sixth season with the Colts and his fifth as an area scout with a focus on the Northeast region. He began his tenure in Indianapolis as a scouting assistant in 2012. Prior to joining the Colts, Derice served as the director of football operations (2009-2012) and special assistant to the athletics director (2008-09) at his alma mater, Stony Brook University. He competed as a cornerback with the Seawolves prior to graduating with a bachelor's degree in health care management. Derice is a native of Brooklyn, N.Y. He is married to the former Soleil Manley of Wheatley Heights, N.Y. Mike and Soleil reside with their daughter, Brielle Princess, in Mount Sinai, N.Y.



CHAD HENRY

Area Scout

Chad Henry enters his second season with the Colts as an area scout after spending 19 previous years in various college scouting roles with the Detroit Lions. Although side effects from a bout with cancer during high school ended Henry's promising playing career prematurely, he continued in football as a student assistant at Penn State from 1991-93. Henry was also an undergraduate assistant coach at Indiana University of Pennsylvania upon transferring there in the spring of 1994. In May 1996, he received his bachelor's degree from Indiana University of Pennsylvania in English. Henry completed his master's work in labor and industrial relations from the same school in May 1998. He is active with the western Pennsylvania-based charitable organization Homeboys Foundation, including coaching at their annual free summer football camp

for youth ages 6-18. Henry and his wife, Holly, reside in Pittsburgh. They have three children, Leah (10), Madeline (9) and Trent (7). Henry's father, Jack, retired in 2009 after a 40-year coaching career in high school, college and in the NFL for Pittsburgh, Detroit, New Orleans and San Diego.

ADMINISTRATION

COACHING STAFF

FOOTBALL OPERATIONS

BUSINESS OPERATIONS

PLAYERS

2016 SEASON IN REVIEW

COLTS HISTORY

RECORDS


COLTS IN THE COMMUNITY



BYRON LUSBY

Area Scout

Byron Lusby enters his 21st season in the Colts scouting department and his 20th as an area scout with a focus on the Southwest region. Lusby joined the club's scouting department in 1997. He graduated from the University of Oklahoma in 1995 with a bachelor's degree in communication sciences and disorders. Lusby was born on August 21, 1972, in Lawton, Okla. He is married to the former Tenika Green of Houston. Byron and Tenika reside with their daughter, Brynn Elizabeth, and son, Noah Miles, in Frisco, Texas.



CHRIS MCGAHA

Area Scout

Chris McGaha enters his eighth year with the Colts and his first as an area scout with a focus on the Midlands region. From 2015-16, McGaha served as the team's National Football Scouting representative to the annual NFL Scouting Combine. He spent two seasons (2013-14) as a personnel assistant following one year (2012) as assistant to the general counsel and director of football administration. McGaha began his career as a marketing intern with the organization from 2010-11. He graduated from Indiana University with a bachelor's degree in sport marketing and management. McGaha also graduated from law school at Indiana University in Indianapolis. He was born on September 24, 1984 and currently resides in Indianapolis.



JAMIE MOORE

Area Scout

Jamie Moore is in his 12th season in the Colts scouting department and his ninth as an area scout with a focus on the Southeast region. Moore served as a Colts scouting assistant from 2006-08. He previously spent time as a recruiting assistant at Ball State University from 2004-05. Moore was also a football operations/player personnel intern with the Buffalo Bills in the summer of 2005. He was a defensive back at Tiffin University where he graduated with a bachelor's degree in sport management. Moore was born on September 20, 1981, in Tiffin, Ohio. He and his wife, Elizabeth, reside in Jacksonville, Fla. with their son, Leo Charles, and daughter, Nora Eileen.



DAVE RAZZANO

Area Scout

Dave Razzano enters his sixth season in the Colts scouting department as an area scout with a focus on the Western United States. Razzano is also utilized for special assignments and projects in both pro and college scouting. He holds 25 years of scouting experience, which also includes stints with the San Francisco 49ers (1988-1992), St. Louis Rams (1992-2006) and Arizona Cardinals (2006-09). He assisted in building teams that have won three Super Bowls and five NFC Championships while working with the likes of legendary head coaches Bill Walsh, George Seifert, Jon Gruden, Mike Holmgren, Chuck Knox and Dick Vermeil. Dave and his wife, Thu, reside in Roseville, Calif., with their children, Matt, Jay, Guy and Lily.



KYLE CHILDRESS

College Scouting Coordinator

Kyle Childress enters his first year with the Colts as the team's college scouting coordinator. Childress has seven years of NFL experience and spent the last two seasons (2015-16) with the Kansas City Chiefs as senior assistant to the head coach. With the Chiefs, he worked directly with Head Coach Andy Reid in organizing the day-to-day operations of the team. Childress oversaw player and staff communications with the head coach and managed the football calendar, including the offseason program, mini-camp and in-season schedules. In his two seasons in Kansas City, the Chiefs were 23-9, made two playoff appearances and won the AFC West title in 2016. Prior to Kansas City, Childress spent five years with the Minnesota Vikings (2006-2010). After interning for one year, he served as a scouting assistant in the Vikings

player personnel department. During Childress' tenure with the Vikings, the franchise won two NFC North titles (2008 and 2009), including a 12-4 season in 2009. The 2008 division title was Minnesota's first since 2000.




BRIAN DECKER

Player Personnel Strategist

Brian Decker joins the Colts in his first season as the team's player personnel strategist. Decker got his start in the NFL as a player personnel strategist for the Cleveland Browns from 2014-15. In that capacity, he worked closely with the general manager to develop and refine systems/processes related to the team's talent acquisition strategy. Decker was responsible for assessing the character and make-up of players under consideration in the draft or free agency. Retiring after 22 years of service and achieving the rank of Lieutenant Colonel in the Special Forces, his last assignment was commander of special forces assessment and selection. In a role analogous to the general manager in sports, Decker developed an empirically driven approach to selection integrating quantitative and qualitative data to select

soldiers with qualities to succeed as a Green Beret. He has consulted in all major professional sports on selection and development of players with the high-performance mindset. Decker graduated from Eastern Kentucky University with a bachelor of science in criminal justice. He earned his master's degree in Defense Analysis from the Naval Postgraduate School. Decker and his wife, Karen, have three children, Emma, Taylor and Claire.



TYLER HUGHES

NFS Scout

Tyler Hughes enters his third season with the Colts and his first as NFS Scout. Hughes serves as the team's National Football Scouting representative to the annual NFL Scouting Combine and focuses on timing, testing and grading players within the states of Indiana, Ohio and Michigan. Prior to his current role, he spent two years as a personnel assistant for the team. Hughes graduated from SUNY Cortland with a degree in sport management. He was a member of the Red Dragons football team for three years playing quarterback. Hughes was born on June 1, 1992 and currently resides in Indianapolis.

ADMINISTRATION

COACHING STAFF

FOOTBALL OPERATIONS

BUSINESS OPERATIONS


PLAYERS

2016 SEASON IN REVIEW

COLTS HISTORY

RECORDS

COLTS IN THE COMMUNITY



JEFF BROWN

Director of Operations

Jeff Brown enters his 19th season with the Colts and his third as director of operations. Brown manages team logistics and serves as a player/coach liaison. From 2012-14, he served as the team's manager of operations. Brown was also the team's football operations assistant, as well as an equipment and public relations intern. He is a graduate of Butler University with a degree in public relations and advertising. Brown and his wife, Leah, have two kids, Marin and Callen.



DAVID THORNTON

Director of Player Engagement

David Thornton enters his sixth season with the Indianapolis Colts as the club's director of player engagement. Thornton's primary charge is the personal and professional growth of each player during and beyond their NFL experience. He tailors specific programs involving professional development, career exposure, financial education and higher learning for members of the Colts. Thornton serves as the liaison between the team, club personnel and external resources. He provides evaluations for prospective college and professional players as well as assisting with game day operations. Thornton also coordinates the Bill Walsh Minority Coaching Fellowship for the team. He spent nine years in the NFL, four of which with Indianapolis from 2002-05 and the last five with the Tennessee Titans from 2006-2010. In 121 career games

(102 starts), Thornton totaled 730 tackles, 5.0 sacks, five interceptions, 10 forced fumbles, one fumble recovery and 25 passes defended. In 2007, with the Titans, he was named the team's Ed Block Courage Award recipient. The following season, Thornton was voted the club's Walter Payton Man of the Year, a distinction he also earned twice with the Colts. During his career, Thornton was also nominated for the NFLPA's highest honor, the Byron "Whizzer" White Award on four occasions while receiving the President's Volunteer Service Award in 2008. He served in a number of leadership roles while playing which included defensive captain, NFL Player Advisory Board member and NFLPA Player Representative. Thornton and his wife, Nicole, have one daughter, Qieara, who is currently a junior at the University of North Carolina.




JOHN PARK

Football Research/Analytics

John Park enters his second season with the Colts handling the team's football research/analytics. He is responsible for strategically developing, incorporating and utilizing analytics resources to provide support to all football operations. Park formerly interned with the National Football League Player Engagement department in 2016. He served as a player development/recruiting assistant for the Rutgers University football team for two seasons (2014-15). Park also spent time as a remote independent contractor as a game charter with the Cleveland Browns. He previously served as a consultant for Alvarez & Marsal (2013-14) and PricewaterhouseCoopers (2009-2013). As a consultant, he was a member of the American Academy of Actuaries (MAAA) and an Associate of the Society of Actuaries (ASA). Park earned his bachelor's degree in

cultural anthropology with a minor in african & asian languages literature from Duke University in 2006. He earned his master's degree in actuarial science from Columbia University in 2010.



DAVE HAMMER

Head Athletic Trainer

Dave Hammer is in his 34th season with the Colts and his ninth as head athletic trainer. Hammer spent the 2006-08 seasons in the associate head athletic trainer/team services position. He served 22 seasons as an assistant athletic trainer, having joined the club in July of 1984. From 1994-2005, Hammer served on the NATA Honors and Awards Sub-Committee. He also served on the Professional Football Athletic Trainers Society Executive Board from 1997-2002 and currently serves on the PFATS NFL Scouting Combine Committee. Hammer was a member of the undergraduate athletic training curriculum at West Virginia from 1977-1982 and a graduate assistant at Syracuse from 1982-84 while earning a master's degree. He spent the 1981 training camp as a member of the Colts summer staff, along with serving with the club during parts of the 1981-83 seasons. The Colts athletic training staff was honored in 1990 as the Pro Football Athletic Training Staff of the Year by PFATS. Hammer was named the IATA Professional/Clinical Athletic Trainer of the Year in 2012 and was inducted as a member of the WVU Jasper N. Deahl Honors Society in 2013. He was born in Pittsburgh on May 10, 1959. Hammer and his wife, Sharon, have two children, Christopher (28) and Ashlee (25) and reside in Brownsburg, Ind.



ERIN BARILL

Director of Rehabilitation

Erin Barill is in his 15th season with the Colts and his 12th as director of rehabilitation. Barill previously served as a physical therapist for the Colts from 2003-05. He earned his bachelor's degree in secondary education and athletic training from West Virginia in 1992, and earned another bachelor's degree from WVU's School of Physical Therapy. Prior to working with the Colts, Barill spent 10 years as a physical therapist and athletic trainer at Methodist Sports Medicine Center, where he had both clinical and high school responsibilities. He is currently a vice chair of the Special Interest Group for Professional and Intercollegiate Athletics in the Sports Physical Therapy Section of the American Physical Therapy Association. Barill was born on December 8, 1969, in Morgantown, W.Va. Barill and his wife, Shay, reside with their children, Rayne (10), Journey (8), Briggs (5) and Meadow (2), in Brownsburg, Ind.



DAVE WALSTON

Assistant Athletic Trainer

Dave Walston is in his 25th season with the Colts and his 21st as a full-time assistant athletic trainer. Walston earned a master's degree from West Virginia University and a bachelor's degree from Salisbury State College. He previously served as the head athletic trainer at Bowie State University (1988-1990) in Bowie, Md., and at Morningside College (1990-92) in Sioux City, Iowa. Walston serves on Professional Football Athletic Trainers Society committees, including the NFL Combine Committee, USA Football Committee and a vendor committee. In 2015, he received the Bud and Shirley Miller Award from Ball State University, which recognizes individuals who have gone above and beyond to assist students at the university. Walston was born on January 14, 1964, in Denton, Md. He resides with his wife, Steffani, and sons, Brayden (19) and Brooks (8), in Brownsburg, Ind.

ADMINISTRATION

COACHING STAFF

FOOTBALL OPERATIONS

BUSINESS OPERATIONS

PLAYERS

2016 SEASON IN REVIEW

COLTS HISTORY

RECORDS

COLTS IN THE COMMUNITY



ADMINISTRATION

COACHING
STAFF**KYLE DAVIS**

Assistant Athletic Trainer

Kyle Davis is in his ninth year with the Colts and his seventh as a full-time assistant athletic trainer. Davis previously served as a seasonal intern with the Colts during the 2008 and 2009 seasons. He earned a bachelor's degree in athletic training from East Central University in 2006 and a master's degree in education from ECU in 2008. Davis was born in Pauls Valley, Okla. He resides in Brownsburg, Ind. with his wife, Betty and daughter, Sloane.

FOOTBALL
OPERATIONSBUSINESS
OPERATIONS

PLAYERS

2016 SEASON
IN REVIEW

COLTS HISTORY

RECORDS

COLTS IN THE
COMMUNITY**KELLEN NORRIS**

Assistant Athletic Trainer

Kellen Norris enters his fourth season with the Colts as a full-time assistant athletic trainer. Norris started with the team as a summer intern from 2007-09 before working as a seasonal intern from 2011-12. He then worked as an assistant athletic trainer for the Indiana State University football team in 2013. Norris will serve his second year on the Professional Football Athletic Trainers Society USA Football Committee Chair in 2017. He is originally from Casey, Ill. and graduated with a bachelor's degree in athletic training from Indiana State in 2009. Norris also earned his master's degree in athletic training from West Virginia University in 2011. He resides in Avon, Ind. with his wife, Jayme.






JON SCOTT

Vice President of Equipment Operations

Jon Scott is in his 36th season with the Colts and his sixth as vice president of equipment operations. Scott originally joined the team in March of 1982. He started as an assistant equipment manager prior to being elevated to his previous role of equipment manager in November of 1982. Before joining Indianapolis on a full-time basis, Scott worked as an assistant equipment manager at Arizona State University for two years. His association with the Colts began when he worked as an assistant to the equipment manager during the club's 1979 and 1980 summer training camps. Scott received a bachelor's degree in physical education from Michigan State University in 1979, where he served as a student equipment manager from 1975-79. He was born on December 18, 1956, and is a native of East Lansing, Mich. Scott and his wife, Mischelle, have three children, Amber, Brooke and Ian.



SEAN SULLIVAN

Equipment Manager

Sean Sullivan is in his 22nd season with the Colts and his sixth as equipment manager. For 10 previous years (2002-2011), Sullivan served as the team's assistant equipment manager after being promoted from an assistant in March of 2002. Prior to joining Indianapolis, he worked as a football operations intern with the Carolina Panthers in the summer of 1995. Sullivan was born on July 7, 1971, in Northport, N.Y. He and his wife, Kelly, reside in Avon, Ind. and have four children, Ashly, Michael, April and Jessica.



MIKE MAYS

Assistant Equipment Manager

Mike Mays is in his 28th season as the Colts assistant equipment manager. Mays joined the club full-time in June of 1991. His association with the Colts began in 1986 as a member of the team's summer training camp staff. Mays worked part-time as an equipment assistant during the 1989 and 1990 seasons. A native of Frankton, Ind., he was born on March 11, 1962, and attended Anderson University. Mays and his wife, Sherri, reside with their daughters, Josie (16) and Calista (14), in Pittsboro, Ind.



BRIAN SEABROOKS

Assistant Equipment Manager

Brian Seabrooks is in his 14th full-time season with the Colts and his 16th overall year in the equipment department. Seabrooks was promoted in February of 2004 after spending the 2002 and 2003 seasons as an intern. He also assisted the Amsterdam Admirals of NFL Europe in 2003. Seabrooks graduated from the University of South Carolina with a degree in sports administration in 2003. He was born on May 14, 1980, in Winnsboro, S.C., and currently resides in Indianapolis with his wife, Kellie, and sons, Harrison and Hudson.

ADMINISTRATION

COACHING
STAFF

FOOTBALL
OPERATIONS

BUSINESS
OPERATIONS


PLAYERS

2016 SEASON
IN REVIEW

COLTS HISTORY

RECORDS

COLTS IN THE
COMMUNITY



ERIK KUNTU

Video Director


Erik Kunttu enters his seventh season with the Colts as the team's video director following 17 years at Syracuse University as the video coordinator. Kunttu was named the Big East Conference Video Coordinator of the Year six times and was the National Video Coordinator of the Year in 2005. Prior to his tenure at Syracuse, he was the assistant video director for the Buffalo Bills from 1991-94. Kunttu was a three-year football letterman at Canisius College, was the Special Teams Most Valuable Player and graduated with a degree in communications. He served as secretary and president for the Executive Board of the Collegiate Sports Video Association (CSVA) from 2007-2012. Kunttu was born on January 28, 1969, in Buffalo, N.Y. He and his wife, Kristen, have four children, Kaija, Mason, Davin and Jaxon.



JOHN STARLIPER

Assistant Video Director

John Starliper is in his 35th season with the Colts video department. Starliper started with the club in 1983 and assists with video of games and practices. He has seen the evolution of the NFL working with 16mm film to video to digital video, which is now used by coaches, players and scouts. Starliper was born on March 17, 1958, in Harpers Ferry, W.Va. He and his wife, Jill, reside with their two children, Will (15) and Sarah (13), in Indianapolis.



BRANDON PROFFITT

Assistant to the Video Director


Brandon Proffitt enters his eighth season with the Colts and his fifth in the role of assistant to the video director. He joined the team in 2010, serving as an intern in the video department as well as handling day-to-day operations with the coaches and players for his first three seasons. Prior to joining the Colts, Proffitt was an undergraduate manager with the Indiana University men's basketball team where he developed his video experience. He graduated from Indiana with a major in general studies. Proffitt currently resides in Indianapolis.



RYAN FANNIN

Director of Football Information Systems

Ryan Fannin is in his 20th season with the Colts and his 12th as director of football information systems. Fannin previously served two seasons as manager of football information systems after serving five years as the network administrator. He worked from 1995-97 as an intern in the Colts operations department and was hired full-time by the team as a scouting assistant in 1998. Fannin is certified in Microsoft Professional Plus Internet and earned his Microsoft Systems Engineer certification. He has obtained CompTIA A+ certification and earned a degree in computer information systems. Fannin was born on July 23, 1976, in Greenfield, Ind. He resides in New Palestine, Ind. with his wife, Gina, and sons, Trevor (14) and Trenton (11).



JOSEPH McCURDY

Network Administrator

Joseph McCurdy is in his 15th season with the Indianapolis Colts. Prior to joining the organization, McCurdy worked as a network administrator for the Indiana BMT Corporation in Indianapolis from 2000-03. He was hired by the Colts in July of 2003. McCurdy graduated with a degree from IUPUI in 2002. He was born on April 6, 1976, in Pendleton, Ind. McCurdy and his wife, Robin, reside with their children in Indianapolis.



ADMINISTRATION

COACHING STAFF

FOOTBALL OPERATIONS

BUSINESS OPERATIONS

PLAYERS

2016 SEASON IN REVIEW

COLTS HISTORY

RECORDS


COLTS IN THE COMMUNITY



AVIS ROPER

Senior Director of Communications

Avis Roper enters his seventh season with the Colts as the senior director of communications. Roper is the day-to-day spokesperson on all football and corporate communications, while acting as the team's liaison with local, national and international media outlets. Roper has over 20 years of NFL communications experience with four franchises. In his previous role, he worked as the assistant director of communications with the New York Giants from 1999-2011. Roper has also worked in the communications departments of the Carolina Panthers (1996-97) and St. Louis Rams (1998). He was with the Giants during two of the team's Super Bowl appearances. The first was a Super Bowl XXV loss to Baltimore and the second was New York's XLII victory over the New England Patriots. Roper has worked on the NFL public relations staff at several Super Bowls and NFC Championship games. In 2001, he was part of the Giants public relations crew that won the Pete Rozelle Award, honoring the league's best public relations department. Roper is currently serving as an advisory board member for the Indiana, Ohio and Kentucky region for Make-A-Wish. A native of Charleston, S.C., he is an alumnus of South Carolina State University. Roper resides in Carmel, Ind. with his wife, Catherine, and two children, Grayson and Sydney.



MATT CONTI

Assistant Director of Communications

Matt Conti enters his seventh season with the Indianapolis Colts and his fifth as the team's assistant director of communications. Conti originally joined the team in 2011 as the football communications manager. He works closely with local and national media covering the Colts as well as assisting with team publications. Conti has worked on the NFL public relations staff for six NFL Combines, three AFC Championship games and Super Bowl XLVI. Prior to joining the Colts, he spent three years with the Atlanta Falcons public relations department (2007-09) and was with the Atlanta Thrashers of the NHL for one season (2010). Conti's professional experience also includes two years as the public relations intern with the Cleveland Browns following his graduation from Penn State University in 2005. Conti and his wife, Robin, live with their children, Olivia and Matthew in Carmel, Ind.



CHRISTIAN EDWARDS

Public Relations Assistant

Christian Edwards is in his third season with the Indianapolis Colts as the public relations assistant. Prior to joining the Colts, Edwards worked as a media relations intern with the Pittsburgh Steelers (2014) and Denver Broncos (2013). In Pittsburgh and Denver, he was a member of the media relations staffs that won the 2015 and 2014 Pete Rozelle Award, given annually to the NFL's top public relations department. Edwards has worked seven Super Bowls (six with the NFL and one with the Denver Broncos), the 2016 NFC Championship Game, the 2014 AFC Championship Game and two NFL Combines. He served as a student assistant in the sports information departments at the University of North Florida and the University of Central Florida. Edwards was raised in Jacksonville, Fla. and graduated magna cum laude from North Florida with a bachelor's degree in sport management in 2013. He resides in Zionsville, Ind.



PAMELA HUMPHREY

Public Relations Coordinator

Pamela Humphrey is in her 31st season with the Indianapolis Colts and her 30th in the public relations department. In 1996, the Colts won the Pete Rozelle Award, an annual honor from the Professional Football Writers of America to the NFL's top PR staff. Humphrey has spent some of her free time volunteering for several non-profits in the Indianapolis area. She was a member of the public relations staff of Super Bowl XLVI. In 2014, Humphrey was a co-recipient of the Bob Springer President's Award from the Indiana Football Coaches Association, recognizing her contributions to the IFCA and Indiana high school football. She holds a degree in business administration from Harrison College. Humphrey is a native and resident of Indianapolis.



ADMINISTRATION

COACHING
STAFF

FOOTBALL
OPERATIONS

BUSINESS
OPERATIONS

PLAYERS

2016 SEASON
IN REVIEW

COLTS HISTORY

RECORDS

COLTS IN THE
COMMUNITY





T.Y. HILTON
WIDE RECEIVER



ADMINISTRATION

COACHING
STAFFFOOTBALL
OPERATIONSBUSINESS
OPERATIONS

PLAYERS

2016 SEASON
IN REVIEW

COLTS HISTORY

RECORDS

COLTS IN THE
COMMUNITY

MATT GODBOUT

Senior Vice President of Business Development

Matt Godbout is in his 16th season with the Colts and his second as senior vice president of business development. In addition to handling sponsorship sales, Godbout also oversees the organization's marketing, production, creative services and digital media efforts. He previously served as the vice president of sponsorship sales from 2012-15. Godbout was also the director of sponsorship sales from 2008-2011 and sponsorship sales account manager from 2002-07. He holds a bachelor's degree in sport management from Colby-Sawyer College and a master's degree in sport management/marketing from Indiana State. Godbout worked in sponsorship sales with the Indiana Pacers from 1998-2000 and served as manager of fan development for INDYCAR in 2001. He currently serves on the board of Special Olympics Indiana.

Godbout was born on July 19, 1973, in Merrimack, N.H. He has two children, Gabrielle and Andrew.




LARRY C. HALL

Vice President of Ticket Operations/Guest Services

Larry Hall is in his 34th season with the Colts (35th in NFL) and his 18th as vice president of ticket operations/guest services. In 2008, Hall was also named Colts liaison to the NFL for fan conduct and security. Communication with Lucas Oil Stadium, NFL security, local public safety officials and Federal Homeland Security officials are a part of his expanded role. Hall was named director of ticket operations in 1997 after serving 13 seasons as ticket manager. He worked in the ticket office with the Cincinnati Bengals prior to becoming the Colts first ticket manager in 1984. With the Colts, Hall has overseen ticketing for the opening of two different stadiums: the Hoosier Dome in 1984 and the transition to Lucas Oil Stadium in 2008. He has created programs in the areas of guest relations, select-a-seat-days, seat improvement and

additions processes, customer relationship representatives, on-line account managing, mobile ticketing, virtual venue and the game day Colts guest relations staff. Hall also served on the NFL Flexible Scheduling Task Force and assisted the league at the 2016 and 2017 Pro Bowls. He holds a bachelor's degree in business-marketing from the University of Cincinnati. Hall was born on May 13, 1960, in Cincinnati, Ohio. He and his wife, Donna, reside in Carmel, Ind. and have two children, Adam (32) and Lauren (27). Adam is married to his wife, Viola and they have one son, Levente.



GREG HYLTON

Vice President of Premium Seating and Ticket Sales

Greg Hylton is in his 21st season with the Colts and his 12th as vice president of premium seating and ticket sales. Hylton served as director of ticket sales and marketing from 2001-05, director of ticket sales from 1998-2000 and group sales manager from 1997-98. He holds a bachelor's degree in telecommunications and psychology from Indiana University. Hylton worked with the Indiana Pacers from 1990-91 and with the Indianapolis Ice from 1991-97. He was born on June 22, 1968, in Brownsburg, Ind. Hylton and his wife, Terri, have two daughters, Taylor (19) and Brynn (17), and reside in Avon, Ind.



STACY JOHNS

Vice President of Finance and Human Resources

Stacy Johns enters her 14th season with the Colts and her third as vice president of finance and human resources. Johns previously served as the team's controller dating back to her first season with the Colts in 2004. She worked at public accounting firm Ernst & Young from 1998-2003 and worked as a financial analyst at Eli Lilly & Company from 2003-04. Johns received a degree in accounting from Butler University and has been a Certified Public Accountant since 2001. She is currently serving on the Saints Francis and Clare Finance Council and the School Commission Finance subcommittee. Johns was born on August 23, 1977, in Indianapolis. She lives in Greenwood, Ind. with her husband, Colin, and their children, Vivian, Camille and Charlie.



KIP BROWNFIELD

Senior Director of Ticket Sales

Kip Brownfield is in his 20th season with the Colts and his fifth as senior director of ticket sales. Brownfield spent seven years (2006-2012) as director of ticket sales. He was also a ticket sales account manager from 1998-2005 and events manager from 2000-04. Brownfield obtained a bachelor's degree in business administration from the University of Southern Indiana in 1990 where he was a four-year starter on the USI basketball team. He was born on September 26, 1967, in Franklin, Ind. Brownfield and his wife, Tina, reside with their daughters, Malea (16) and Makayla (13), in Trafalgar, Ind.




STEPHANIE PEMBERTON

Senior Director of Marketing

Stephanie Pemberton enters her 14th season with the Indianapolis Colts and her fifth as the team's senior director of marketing. Pemberton served the previous eight years in the team's community relations department. After joining the Colts as a seasonal intern in 2004, she worked her way to the team's senior director of community relations following terms as the club's community relations assistant, community relations coordinator and director of community relations. Pemberton holds a bachelor's degree in communication and minor in business administration from Purdue University. She has volunteered with several organizations, including Second Helpings, United Way of Central Indiana, Big Brothers Big Sisters and Downtown Indy. She currently serves on the board of directors for Teachers' Treasures. Pemberton was born on

March 3, 1983, in Cincinnati, Ohio. She resides in Westfield, Ind. with her husband, Keith, and children, Kendall and Caleb.



JOE FONDEROLI

Director of Events

Joe Fonderoli is in his 12th season with the Colts and his fifth as director of events. Prior to being named to his current position, Fonderoli spent four seasons as the team's marketing manager. His affiliation with the team began in 2005 as a seasonal intern. Fonderoli currently serves on the IHSAA Eugene Cato Memorial Scholarship Committee and Chuckstrong Gala Planning Committee. He holds a bachelor's degree in sports administration from Ball State University. Fonderoli was born in Spring Valley, Ill. and resides in Cicero, Ind. with his wife, Kelly, and their two daughters, Mia and Lola.

ADMINISTRATION

COACHING
STAFF

FOOTBALL
OPERATIONS

BUSINESS
OPERATIONS

PLAYERS

2016 SEASON
IN REVIEW

COLTS HISTORY

RECORDS

COLTS IN THE
COMMUNITY



ADMINISTRATION

COACHING
STAFFFOOTBALL
OPERATIONSBUSINESS
OPERATIONS

PLAYERS

2016 SEASON
IN REVIEW

COLTS HISTORY

RECORDS

COLTS IN THE
COMMUNITY

TROY GLENDENNING

Director of Facilities and Grounds

Troy Glendenning enters his 20th season with the Colts and his third as director of facilities and grounds. Glendenning previously served as the team's facilities manager/field supervisor from 2007-2014 following his time as the building/grounds assistant from 1998-2006. He attended Georgetown College and Indiana State University. Glendenning was born on July 18, 1962. He is single and resides in Lebanon, Ind.




BOB LAMEY

Voice of the Colts

Bob Lamey is in his 31st season as the club's radio play-by-play voice. Lamey's involvement with the team extends beyond the play-by-play booth to community/public relations, sales and marketing. This is his second stint as the team's play-by-play voice as his association began in the Colts inaugural season in Indianapolis from 1984-1991. He then resumed in 1995. Lamey's voice is well known in the region as the official play-by-play voice of the Indianapolis Racers from 1974-77 and the Indiana Pacers from 1977-1984. He worked 23 years for WIBC Radio in Indianapolis, the last 15 as sports director. Lamey was inducted to the Indiana Sports Broadcasters and Writers Hall of Fame in 2008. He obtained a bachelor's degree in radio and television from Texas Christian University in 1960 and worked on his master's degree at Ohio

University. Lamey was born on December 23, 1938, in Chester, Pa. He and his wife, Kimberly, reside in Indianapolis and have five daughters, Becky (52), Gayle (49), Sheryl (46), Erin (40), Nicole (39), and one son, Eric (45). They also have 12 grandchildren.



RYAN LOBSIGER

Director of Corporate Partnerships

Ryan Lobsiger enters his 12th season with the Colts and his second as director of corporate partnerships. Lobsiger spent the previous 12 years as one of the team's corporate partnership managers after joining the Colts in November of 2005. Prior to his tenure in Indianapolis, he was an account manager for Badger Sports Properties/Learfield Sports in Madison, Wis. from 2001-05 and an account manager for Indiana University Sports Properties/Learfield Sports in Bloomington, Ind. from 2000-01. Lobsiger graduated from Indiana University with a bachelor's degree in kinesiology. A native of Bloomington, Ind., he lives with his wife, Hollynn, and sons, Cooper (7) and Eli (1) in Greenwood, Ind.



BOB PARENTEAU

Director of Ticket Operations

Bob Parenteau is in his 21st season with the Colts and his ninth as director of ticket operations. Parenteau previously served as assistant director of ticket operations from 1997-2007. He earned his bachelor's and master's degrees in sport administration from Ball State University, where he was a four-year letterman and one-year captain on the swimming team. Parenteau was born in Acton, Mass. He and his wife, Andrea, reside with their three sons, Matt, Jack and Will, and two daughters, Ally and Anna, in Carmel, Ind.



DAN PLUMLEE

Senior Director of Digital Platforms

Dan Plumlee is in his 11th season with the Colts and his first as senior director of digital platforms after spending the 2016 season as director of digital platforms. Plumlee spent the previous five seasons as the team's director of digital media and also served four years with the information systems team. He graduated from Ivy Tech with a major in hardware/software and a minor in development. Plumlee is a certified .NET Developer and is versed in several development languages. He was born on May 2, 1978, in Noblesville, Ind. Plumlee and his wife, Sarah, reside with their son, Sean, in Lapel, Ind.



JOE STOLL

Director of Production

Joe Stoll enters his eighth season with the Colts and his fifth as the team's director of production. He previously served as the club's multimedia coordinator beginning in 2010. Stoll spent 16 years working at local CBS affiliate, WISH-TV, as a sports producer/videographer. He attended Vincennes University and earned a degree in broadcast production. A native of Princeton, Ind., Stoll and his wife, Cathy, reside in Brownsburg, Ind. with their son, Zach.



ADMINISTRATION

COACHING
STAFF

FOOTBALL
OPERATIONS

BUSINESS
OPERATIONS

PLAYERS

2016 SEASON
IN REVIEW

COLTS HISTORY

RECORDS

COLTS IN THE
COMMUNITY



COLTS STAFF

ADMINISTRATION

COACHING STAFF

FOOTBALL OPERATIONS

BUSINESS OPERATIONS

PLAYERS

2016 SEASON IN REVIEW

COLTS HISTORY

RECORDS

COLTS IN THE COMMUNITY



Quinn Adams
Community Relations Assistant



Sherard Allen
Graphic Designer



Thurman Alvey, DO
Physician



Chris Anderson
Facilities Manager



Phil Andrews
Youth Football & Alumni Relations Coordinator



Joe Atkins
Building/Grounds Assistant



Brad Beery
Corporate Partnership Manager



Blue
Team Mascot



Eric Boling
Building/Grounds Assistant



Kevin Bowen
Colts.com Writer



Matt Bowen
Team Photographer



Jett Branham
Partnership Coordinator



Chris Buckley
Video Engineer



Caroline Cann
Multi-Platform Reporter/Host




Stephanie Cassel
Director of Community Relations



Lindsay Catavolos
Manager of Partnership Activation



Darrell Chandler
Grounds and Maintenance



Kevin Connors
Producer/Videographer



Anthony Coughlan
Player Personnel Assistant



Janelle Davenport
Partnership Coordinator



Amy Davis
Premium Seating Services Manager



Amber Derrwo
Social Media Coordinator



Kristi Dorman
Executive Assistant to the Owner



Chelsea Durham
Event Coordinator



Mark Feeser
Executive Assistant



Debbie Finn
Assistant to the Head Coach



Hannah Glaser
Ticket Sales Account Manager



Chad Gray
Director of Security



Jesus Guzman
Building/Grounds Assistant



Edward Hayes
Pavilion Coordinator

COLTS STAFF




Brian Healey
Corporate
Partnership
Manager



Jody Henton
Premium Seating
& Ticket Sales
Coordinator



Scott Higginson
Corporate
Partnership
Manager



Tyler Holloway
Building/Grounds
Assistant



Terry Horner, MD
Neurosurgeon



Heidi Klene
Travel Consultant



**Tom
Klootwyk, MD**
Orthopedic Surgeon



Mike Lacy
Scouting Intern



Lindsay Langford
Dietitian



David Liptak
Executive Assistant



Rob Louthain
Corporate
Partnership
Manager



Megan Magiera
Graphic Designer



Sam Mansfield
Systems Analyst



Jim Matis
Corporate
Partnership
Manager



Marcus McCray
Team Chiropractor



David McDuff, MD
Sports Psychiatrist



Chris McKinney
Curator-Rare
Guitars/Collectibles



Tina McKnight
Accounting/Payroll
Assistant



Doug Melton
Office Assistant



**Gary
Misamore, MD**
Orthopedic Surgeon



Trey Mock
Mascot Program
Coordinator



Alyssa Monka
Receptionist



John Moore
Team Security



Traci Morgan
Assistant to the
Chief Operating
Officer



Cory Nash
Team Security



Megan Oldham
Customer Service
Manager



Susie Peters
Assistant to the Sr. Vice
President of Business
Development



Julia Pohlman
Partnership
Coordinator



Dave Porter, MD
Orthopedic Surgeon



Laura Porter
Partnership
Coordinator

ADMINISTRATION

COACHING
STAFF

FOOTBALL
OPERATIONS

BUSINESS
OPERATIONS

PLAYERS

2016 SEASON
IN REVIEW

COLTS HISTORY

RECORDS

COLTS IN THE
COMMUNITY

COLTS STAFF

ADMINISTRATION
COACHING STAFF
FOOTBALL OPERATIONS
BUSINESS OPERATIONS
PLAYERS
2016 SEASON IN REVIEW
COLTS HISTORY
RECORDS
COLTS IN THE COMMUNITY



Ashley Powell
Marketing
Manager



Mike Prior
Youth Football
Commissioner



Taylor Pulliam
Customer
Relationship
Representative



Steve Randall
Team Security



Arthur C. Rettig, MD
Orthopedic Surgeon



Doug Robertson, MD
Physician



Michelle Rodriguez
Human Resources
Manager



Alexander Romano
CRM Manager



Jacob Romine
Customer
Relationship
Representative



Kelsey Rowles
Community
Relations
Coordinator



Jenny Ryan
Accounting
Assistant



Andy Schwartz
Corporate
Partnership
Manager



Erin Smith
Youth Cheer
Coordinator



Brittany Snelling
Assistant to the
Vice Chair/Owner




Doug Snelling
Systems Analyst



Jamil Stafford
Assistant Director
of Ticket Operations



Mike Stevens
Studio Manager



Lydia Stiehl
Mascot Assistant



Matt Taylor
Manager of Radio
Production



Danny Thompson
Building/Grounds
Assistant



Kelly Tilley
Director of
Cheerleading



Jaci Turner
Staff Accountant



Elizabeth White
Counselor



Matt Wilkening
Producer/
Videographer



Daron Williams
Digital
Communications
Manager



Maureen Williams
Community
Manager



Derek Wolfe
Manager of Creative
Services and Game
Day Production



Angela Woodlee
Administrative
Assistant to the
Chief Legal Officer



Abby Zeedyk
Administrative
Assistant

ANTHONY CASTONZO

OFFENSIVE TACKLE



 PLAYERS



ADMINISTRATION

COACHING
STAFFFOOTBALL
OPERATIONSBUSINESS
OPERATIONS

PLAYERS

2016 SEASON
IN REVIEW

COLTS HISTORY

RECORDS

COLTS IN THE
COMMUNITY14
WR

KAMAR AIKEN

6-2 • 216 • CENTRAL FLORIDA

NFL EXP: 5 (1st Year with Colts)

HOW ACQUIRED: UFA – 2017 (BAL)

BORN: 5/30/89

GP/GS (POSTSEASON): 51/20 (2/0)

CAREER TRANSACTIONS:

- Signed by the Colts as an unrestricted free agent on March 21, 2017.
- Signed by the Baltimore Ravens to a reserve/future contract on December 30, 2013.
- Signed to the Ravens practice squad on October 30, 2013.
- Released by the New England Patriots on September 6, 2013.
- Signed to the Patriots active roster from the practice squad on December 29, 2012.
- Signed to the New England practice squad on December 26, 2012.
- Released by the Patriots on December 24, 2012.
- Signed to New England's active roster from the practice squad on December 22, 2012.
- Signed to the Patriots practice squad on November 19, 2012.
- Released from the Chicago Bears practice squad on November 6, 2012.
- Signed to the Bears practice squad on October 9, 2012.
- Released from the Buffalo Bills practice squad on October 3, 2012.
- Signed to the Bills practice squad on September 2, 2012.
- Released by Buffalo on August 31, 2012.
- Signed to the Bills active roster from the practice squad on November 22, 2011.
- Signed to the Buffalo practice squad on September 4, 2011.
- Released by the Bills on September 3, 2011.
- Signed by Buffalo as an undrafted free agent on July 28, 2011.

2016 (RAVENS):

- Appeared in all 16 games (six starts), totaling 29 catches for 328 yards (11.3 avg.), one touchdown and two special teams tackles.
- Hauled in season highs in catches (four) and receptions (64) at the New York Giants (10/16).
- Recorded three catches for 55 yards for a season-best 18.3 average at the New York Jets (10/23).
- Came down with his lone touchdown of the season against Philadelphia (12/18), recording two receptions for 19 yards.

SINGLE-GAME HIGHS

REC: 8, two times (Last: vs. PIT 12/27/15)
YARDS: 128 vs. KC (12/20/15)
TDS: 1, nine times (Last: vs. PHI 12/18/16)
LG: 48, two times (Last: vs. KC 12/20/15)
RUSH: 0
YARDS: 0
TDS: 0
LG: 0

2015 (RAVENS):

- Started 14-of-16 games played and posted career and team highs in receptions (75), receiving yards (944) and receiving touchdowns (five) for the league's eighth-ranked passing attack (266.9 ypg.), which gained a single-season team-record 4,271 net passing yards.
- Finished with nine-straight five-catch games, the longest such streak in team history and the NFL's third-longest streak to close out the season.
- Registered five receptions for 89 yards (17.8 avg.) at Oakland (9/20).
- Tallied five catches for 77 yards (15.4 avg.) and one touchdown in a 23-20 overtime victory at Pittsburgh (10/1).
- Hauled in seven catches for 73 yards (10.4 avg.) against Jacksonville (11/15).
- Found the end zone against St. Louis (11/22) and recorded five catches for 50 yards (10.0 avg.) and one score.
- Posted six catches for 80 yards (13.3 avg.) and one touchdown at Cleveland (11/30).
- Established career highs with eight catches for 128 yards (16.0 avg.) in his first-career 100-yard receiving game against Kansas City (12/20).

2014 (RAVENS):

- Appeared in all 16 games and totaled 24 catches for 267 yards (11.1 avg.), three touchdowns and four special teams tackles.
- Notched four receptions for 30 yards (7.5 avg.) in his team debut against Cincinnati (9/7).
- Logged the first touchdown of his career at Tampa Bay (10/12), totaling two catches for 20 yards.
- Recorded a season-best six catches for 65 yards (10.8 avg.) and one score at Miami (12/7).

- Returned a blocked punt 11 yards for a touchdown against Jacksonville (12/14) and added two special teams stops.
- Finished the season with two receptions for 13 yards (6.5 avg.) and one touchdown against Cleveland (12/28).

2013 (PATRIOTS/RAVENS):

- Spent the preseason with the Patriots prior to being released on September 6.
- Was signed by the Ravens to the practice squad on October 30 where he remained for the rest of the season.

2012 (BILLS/BEARS/PATRIOTS):

- Was on the Patriots active roster for four games, including two postseason contests.
- Was a member of the Bears practice squad briefly after spending the beginning of the season with the Bills.
- Saw action in one game at Jacksonville (12/23) while with New England.

2011 (BILLS):

- Competed in two games, primarily on special teams, and made one stop against Denver (12/24).

COLLEGE:

- Played in 40 games at Central Florida, totaling 121 catches for 1,924 yards and 17 touchdowns in four seasons (2007-2010).
- Started 13-of-14 games as a senior in 2010, finishing with 32 receptions for 486 yards and two scores.
- Posted career highs in receptions (36), receiving yards (610) and touchdowns (nine) as a junior.
- Tallied 20 receptions for 244 yards and one score as a sophomore in 2008.
- Set Central Florida freshman receiving records with 33 catches, 584 yards and five touchdowns as a true freshman in 2007.

CAREER REGULAR SEASON STATISTICS

Year	GP	GS	No.	Yards	RECEIVING				No.	Yards	RUSHING			
					Avg.	LG	TD	No.			Yards	Avg.	LG	TD
2016 BAL	16	6	29	328	11.3	29	1	0	0	0.0	0	0		
2015 BAL	16	14	75	944	12.6	48t	5	0	0	0.0	0	0		
2014 BAL	16	0	24	267	11.1	24	3	0	0	0.0	0	0		
2013 NE/BAL														
PRACTICE SQUAD														
2012 NE	1	0	0	0	0.0	0	0	0	0	0.0	0	0		
2011 BUF	2	0	0	0	0.0	0	0	0	0	0.0	0	0		
TOTAL	51	20	128	1,539	12.0	48t	9	0	0	0.0	0	0		

CAREER POSTSEASON STATISTICS

Year	GP	GS	No.	Yards	RECEIVING				No.	Yards	RUSHING			
					Avg.	LG	TD	No.			Yards	Avg.	LG	TD
2014 BAL	2	0	2	23	11.5	19t	1	0	0	0.0	0	0		
TOTAL	2	0	2	23	11.5	19t	1	0	0	0.0	0	0		

SPECIAL TEAMS TACKLES: 7 (2016 - 2, 2014 - 4, 2011 - 1)

ADDITIONAL STATISTICS: Returned a blocked punt for a touchdown vs. Jacksonville (12/14/14).

PERSONAL:

- Attended Chaminade-Madonna High School in Hollywood, Fla., where he earned 2A all-state honors at defensive back as a senior by the Florida Sports Writers Association.
- Compiled 60 tackles and five interceptions, including a school-record 95-yard interception return for a touchdown.
- Totaled 1,000 scrimmage yards and 15 touchdowns on offense.
- Participated in a shadowing program with the FBI and Secret Service during the summer of 2014.
- Is an active member in the community and hosts an annual youth football camp geared toward children in foster homes in his hometown of Miami.
- Majored in criminal justice.
- A native of Miami.

FINISH WITH FIVE

In November of the 2015 season, Aiken was tasked with filling in for an injured Steve Smith Sr. for the remainder of the Ravens season. In nine consecutive games, he posted at least five receptions, which ranked as the NFL's third-longest active streak entering 2016 and the longest such streak in Ravens franchise history.

Most Consecutive Games with at Least Five Catches in Ravens History

Player	Games	Season
Kamar Aiken	9	2015
Derrick Mason	8	2007
Steve Smith Sr.	6	2014
Ray Rice	6	2011
Qadry Ismail	6	1999



ADMINISTRATION

COACHING STAFF

FOOTBALL OPERATIONS

BUSINESS OPERATIONS

PLAYERS

2016 SEASON IN REVIEW

COLTS HISTORY

RECORDS

COLTS IN THE COMMUNITY

GETTING TO KNOW KAMAR AIKEN

Favorite musician and/or song: Future
Hobbies outside of football: Scuba dive or snorkel in the reefs.

What is something interesting about you that most people may not know: I could be a professional bowler

Favorite food: Oxtail

Favorite vacation spot: St. Lucia

Favorite television show: Martin or The Fresh Prince of Bel-Air

What's the one thing you couldn't live without: My family. They're everything to me.

96
DT

HENRY ANDERSON

6-6 • 301 • STANFORD

NFL EXP: 3 (3rd Year with Colts)

HOW ACQUIRED: D3 – 2015 (93rd overall)

BORN: 8/3/91

GP/GS (POSTSEASON): 20/11 (0/0)

CAREER TRANSACTIONS:

- Selected by the Colts in the third round (93rd overall) of the 2015 NFL Draft.

2016 (COLTS):

- Competed in 11 games (two starts) and posted 15 tackles (12 solo), one fumble recovery, five quarterback hits and two passes defended.



SINGLE-GAME HIGHS

TACKLES: 10 at BUF (9/13/15)

SACKS: 1.0 vs. NYJ (9/21/15)

FF: 0

FR: 1 at MIN (12/18/16)

INT: 0

PD: 1, four times (Last: vs. JAX 1/1/17)

- three solo stops in a Week 16 loss at Oakland (12/24).
- Started at defensive tackle in a Week 17 victory against Jacksonville (1/1/17) and notched three solo tackles and one pass defended.

2015 (COLTS):

- Started all nine contests he participated in at defensive tackle during his rookie season. Finished the year with 37 tackles (31 solo), 1.0 sack, 5.0 tackles for loss and two passes defended.
- Started his first career game at defensive tackle in a Week 1 loss at Buffalo (9/13) and posted 10 tackles (eight solo) while adding 3.0 tackles for loss.
- In a Week 2 loss against the New York Jets (9/21), finished the game with seven tackles (six solo), 1.0 sack and 2.0 tackles for loss. On New York's third possession of the game, he logged his first career sack for a one-yard loss, which forced an eventual Jets punt.
- Started at defensive tackle in a Week 4 win against Jacksonville (10/4) and totaled five solo tackles.
- In a Week 8 overtime loss at Carolina (11/2), started at defensive tackle and notched five tackles (four solo).
- Placed on injured reserve on November 10.

COLLEGE:

- Completed his career at Stanford with 140 tackles (76 solo), 17.0 sacks, one forced fumble, one fumble recovery and seven passes defended in 48 career games (35 starts).

- Earned several accolades as a fifth year senior, including First Team All-Pac-12, First Team Pac-12 All-Academic, *SI.com* All-America honorable mention and Phil Steele First Team All-Pac-12 honors.
- In 2014, recorded 65 tackles (40 solo), 15.0 tackles for loss, 8.5 sacks and two passes defended in 13 games played.
- Competed in eight games and totaled 19 tackles (eight solo), 4.0 tackles for loss and 3.0 sacks in 2013.
- In 2012, started in all 14 contests and totaled 50 tackles (27 solo), 13.0 tackles for loss, 5.5 sacks, one forced fumble and five passes defended.
- Earned First Team Pac-12 All-Academic honors and was named a Second Team All-Pac-12 selection.
- Received the Tommy Vardell Award for excellence in athletics and academics.
- Competed in all 13 games and registered six tackles and one fumble recovery in 2011.

PERSONAL:

- Played at Woodward (Ga.) High School and was rated as the nation's 27th-best defensive player by

Rivals.com.

- Completed his prep career with 183 tackles and 20.5 sacks.
- Led Woodward to Region 4AAA runner-up finishes in 2008 and 2009.
- Was an *Atlanta Journal Constitution* first-team all-state selection as well as a three-time South Fulton Neighbor All-South Metro and a two-time all-4AAA region choice.
- Played in the 2010 Offense-Defense All-American Bowl.
- Also lettered in basketball and track and field. Won the state championship and broke the school record in shot put.
- As a senior, finished with 81 tackles, 14.0 tackles for loss, 9.5 sacks, two fumble recoveries and six passes defended.
- Has supported local foster youth during the holidays in conjunction with the Indiana Department of Child Services.
- Majored in political science at Stanford.
- Was born in Atlanta.

CAREER REGULAR SEASON STATISTICS

Year	GP	GS	Solo	Asst.	Total	Sacks	PD	FF	FR	INT	Yds	Avg.	LG	TD
2016 IND	11	2	12	3	15	0.0	2	0	1	0	0	0.0	0	0
2015 IND	9	9	31	6	37	1.0	2	0	0	0	0	0.0	0	0
TOTAL	20	11	43	9	52	1.0	4	0	1	0	0	0.0	0	0

GETTING TO KNOW HENRY ANDERSON

Favorite team and/or athlete outside of football:

Tiger Woods

Favorite musician and/or song:

Zac Brown Band

Hobbies outside of football:

Playing golf

What is something interesting about you that most people may not know:

Swimming was my main sport as a kid

Favorite food:

Cheeseburgers

Favorite vacation spot:

Cancun

If you could have lunch with three people, living or dead, who would they be:

Charles Barkley, Jimmy Fallon and Kevin Hart

Favorite movie:

American Gangster

What's the one thing you couldn't live without:

Family

56

OLB



AKEEM AYERS

6-3 • 247 • UCLA

NFL EXP: 7 (2nd Year with Colts)

HOW ACQUIRED: FA – 2016

BORN: 7/10/89

GP/GS (POSTSEASON): 91/57 (3/0)

CAREER TRANSACTIONS:

- Signed by the Colts as a free agent on September 6, 2016.
- Released by the Los Angeles Rams on September 3, 2016.
- Signed by the Rams as an unrestricted free agent on March 12, 2015.
- Acquired by the New England Patriots in a trade

SINGLE-GAME HIGHS

TACKLES: 17 vs. DET (9/23/12)

SACKS: 1.0, 15 times (Last: at TEN 10/23/16)

FF: 1, four times (Last: at MIN 11/8/15)

FR: 2 at SEA (12/27/15)

INT: 1, four times (Last: vs. HOU 12/11/16)

PD: 3 vs. SF (11/1/15)

ADMINISTRATION

COACHING STAFF

FOOTBALL OPERATIONS

BUSINESS OPERATIONS

PLAYERS

2016 SEASON IN REVIEW

COLTS HISTORY

RECORDS

COLTS IN THE COMMUNITY



with the Tennessee Titans in exchange for a sixth round pick in the 2015 NFL Draft on October 22, 2014.

- Selected by the Titans in the second round (39th overall) of the 2011 NFL Draft.

2016 (COLTS):

- Played in all 16 games for the fifth time in his career and compiled 18 tackles (12 solo), 2.0 sacks, 1.0 tackle for loss, four quarterback hits, one interception and two passes defended.
- Completed three tackles, 1.0 sack, one quarterback hit and one special teams stop in a Week 4 loss at Jacksonville (10/2).
- Tallied one tackle, 1.0 sack, 1.0 tackle for loss and one quarterback hit in a Week 7 win at Tennessee (10/23).
- In a Week 14 loss against Houston (12/11), finished with two tackles, one interception and one pass defended. Recorded his first interception of the season and the fourth of his career when he picked off Brock Osweiler in the second quarter.

2015 (RAMS):

- Started 10-of-16 games played, recording 47 tackles (35 solo), 3.0 tackles for loss, half a sack, five passes defended, three quarterback hits, one forced fumble and three fumble recoveries.
- Produced a season-high three passes defended to go along with one solo tackle against San Francisco (11/1).
- Combined for eight tackles (five solo) at Cincinnati (11/29).
- Posted the most productive outing of the season at Seattle (12/27), registering eight tackles (four solo), half a sack for a 6.5-yard loss, two quarterback hits, two fumble recoveries and one pass defended.

2014 (TITANS/PATRIOTS):

- Was active in two of the Tennessee's first seven games, seeing action as a reserve on special teams against Dallas (9/14) and Cleveland (10/5).
- Competed in nine games (four starts) for New England, combining for 17 tackles (13 solo), 6.0 tackles for loss, 4.0 sacks, one interception, one pass defended and five quarterback hits.
- Registered five tackles (two solo), 1.0 sack for a nine-yard loss and one quarterback hit in his team debut against Chicago (10/26).
- Recorded three solo tackles, 1.0 sack for a nine-yard loss and one special teams tackle against Denver (11/2).
- Picked off his only pass of the season at San Diego (12/7), adding two tackles (one solo) and one quarterback hit.
- Helped his team win Super Bowl XLIX, appearing in three postseason contests as he recorded one quarterback hit in a reserve role.

2013 (TITANS):

- Started 14-of-16 games played, posting 49 tackles (37

solo), 5.0 tackles for loss, 1.0 sack, one interception, five passes defended, seven quarterback hits and one forced fumble.

- Led the team in tackles as he hit the double-digit mark with 10 (seven solo) against San Francisco (10/20).
- Recorded seven tackles (six solo), 1.0 tackle for loss and two quarterback hits against Indianapolis (11/14).
- Forced two turnovers against Houston (12/29), registering an interception and a forced fumble to go along with three solo tackles.

2012 (TITANS):

- Started 13-of-16 games played, leading the team in tackles with 104 (66 solo) and ranking second in sacks with a career-high 6.0.
- Also registered one interception, eight passes defended, 10 quarterback hits, 8.0 tackles for loss and one forced fumble.
- Combined for 11 tackles (six solo) against New England (9/9).
- Totaled nine tackles (eight solo) and one pass defense at San Diego (9/16).
- Compiled a career-high 17 tackles (11 solo), 1.0 sack and one pass defended against Detroit (9/23).
- Posted sacks in back-to-back weeks against Indianapolis (10/28) and Chicago (11/4).

2011 (TITANS):

- Started all 16 games played as a rookie, leading Titans linebackers with 71 tackles (48 solo), 6.0 tackles for loss, 2.0 sacks, one pass defended, four quarterback hits, one forced fumble and one fumble recovery.
- Notched seven tackles (three solo) and one quarterback hit in his NFL debut at Jacksonville (9/11).
- Registered his second sack of the season for a nine-yard loss at Carolina (11/13), adding six solo tackles, one quarterback hit, one fumble recovery, one pass defended and one special teams tackle.
- Posted a season-high eight tackles (six solo) against Tampa Bay (11/27).

COLLEGE:

- Started 28-of-37 games played over three seasons at UCLA, totaling 183 tackles (128 solo), 29.5 tackles for loss, 14.0 sacks, six interceptions for 100 return yards and three return touchdowns.
- Earned Third Team Associated Press All-America honors, Phil Steele All-American second-team accolades and First Team All-PAC-10 recognition as a junior in 2010.
- Started all 12 games played as a junior, ranking fourth on the team in tackles with 68 (45 solo), including 10.0 tackles for loss, 4.0 sacks and two interceptions.
- Named Honorable Mention All-PAC-10 and was a first-team sophomore All-America selection by *CollegeFootballNews.com* in 2009.
- Tied a UCLA record with two touchdowns on interceptions and scored three defensive

touchdowns overall (one fumble return).

- Recorded a career-high 75 tackles (55 solo), 14.5 tackles for loss, 6.0 sacks and four interceptions.
- Appeared in 12 games (three starts) as a redshirt freshman in 2008, posting 40 tackles (28 solo), 5.0 tackles for loss and 4.0 sacks.
- Earned Honorable Mention All-PAC-10 honors and was named to the *Rivals.com* PAC-10 All-Freshman team.
- Redshirted in 2007.

PERSONAL:

- Attended Verbum Dei High School in Los Angeles

lettering three seasons playing defensive end, linebacker and wide receiver.

- Earned *Long Beach Press-Telegram* Best in the West first-team honors and was named first-team all-state and defensive player of the year.
- Helped lead Verbum Dei to a CIF Mid-Valley Championship title.
- Totaled 94 tackles and 2.0 sacks to go along with 21 receptions for 413 yards (19.7 avg.) and nine touchdowns as a senior in 2006.
- Majored in history.
- A native of Los Angeles.

GETTING TO KNOW AKEEM AYERS

Favorite team and/or athlete outside of football:

Los Angeles Lakers/Kobe Bryant

Favorite musician and/or song: Kanye West

Hobbies outside of football: Art

Favorite food: Italian

Favorite vacation spot: Maui

Favorite movie: *Remember the Titans*

What's the one thing you couldn't live without:

Air conditioner

CAREER REGULAR SEASON STATISTICS

Year	GP	GS	Solo	Asst.	Total	Sacks	PD	FF	FR	INT	Yds	Avg.	LG	TD
2016 IND	16	0	12	6	18	2.0	2	0	0	1	25	25.0	25	0
2015 STL	16	10	35	12	47	0.5	5	1	3	0	0	0.0	0	0
2014 TEN/NE	11	4	13	4	17	4.0	1	0	0	1	0	0.0	0	0
2013 TEN	16	14	37	12	49	1.0	5	1	0	1	5	5.0	5	0
2012 TEN	16	13	66	38	104	6.0	8	1	0	1	2	2.0	2	0
2011 TEN	16	16	48	23	71	2.0	1	1	1	0	0	0.0	0	0
TOTAL	91	57	211	95	306	15.5	22	4	4	4	32	8.0	25	0

CAREER POSTSEASON STATISTICS

Year	GP	GS	Solo	Asst.	Total	Sacks	PD	FF	FR	INT	Yds	Avg.	LG	TD
2014 NE	3	0	0	0	0	0	0	0	0	0	0	0.0	0	0
TOTAL	3	0	0	0	0	0	0	0	0	0	0	0.0	0	0

SPECIAL TEAMS TACKLES: 15 (2016 - 4, 2014 - 6, 2011 - 5)

ADDITIONAL STATISTICS: Recovered a fumble for a touchdown at Seattle (12/27/15).

ADMINISTRATION

COACHING STAFF

FOOTBALL OPERATIONS

BUSINESS OPERATIONS

PLAYERS

2016 SEASON IN REVIEW

COLTS HISTORY

RECORDS

COLTS IN THE COMMUNITY



ADMINISTRATION

COACHING STAFF

FOOTBALL OPERATIONS

BUSINESS OPERATIONS

PLAYERS

2016 SEASON IN REVIEW

COLTS HISTORY

RECORDS

COLTS IN THE COMMUNITY

2
WR

HARVEY BINFORD

6-0 • 185 • LINDENWOOD

NFL EXP: 1 (1st Year with Colts)

HOW ACQUIRED: FA – 2017

BORN: 1/20/91

GP/GS (POSTSEASON): 0/0 (0/0)

CAREER TRANSACTIONS:

- Signed by the Colts as a free agent on June 15, 2017.
- Released by the Arizona Cardinals on May 10, 2017.
- Signed by the Cardinals as a free agent on March 29, 2017.
- Released by the Green Bay Packers on August 30, 2016.
- Signed by the Packers as an undrafted free agent on July 28, 2016.

2016:

- Spent time with the Green Bay Packers in training camp before being released prior to the start of the regular season.

AFL CAREER:

- Played for the Philadelphia Soul of the Arena Football League in 2015 and 2016.
- Assisted the Soul in claiming an ArenaBowl XXIX Championship after defeating the Arizona Rattlers.
- In 2016, caught two passes for 17 yards and contributed with two solo tackles.
- Caught 24 passes for 412 yards and seven touchdowns in his first season with the Soul in 2015. He also contributed with six tackles.

COLLEGE:

- Played two seasons (2012-13) at Lindenwood University-Belleveille where he caught 43 passes for 978 yards (22.7 avg.) and nine touchdowns.

CAREER REGULAR SEASON STATISTICS

Year	GP	GS	RECEIVING					RUSHING				
			No.	Yards	Avg.	LG	TD	No.	Yards	Avg.	LG	TD
2016	0	0	0	0	0.0	0	0	0	0	0.0	0	0
TOTAL	0	0	0	0	0.0	0	0	0	0	0.0	0	0

SINGLE-GAME HIGHS

REC: N/A

YARDS: N/A

TDS: N/A

LG: N/A

RUSH: N/A

YARDS: N/A

TDS: N/A

LG: N/A

- In the school's first year of play, scored the first touchdown in Lynx history.
- In 2013, saw action in nine games and hauled in 17 receptions for 409 yards and a career-high six touchdowns.
- In 2012, played in eight games and finished with 26 receptions for 569 yards and three touchdowns.

PERSONAL:

- Did not play high school football.
- Became the first Lindenwood player to sign an NFL contract in program history.
- Studied mass communication.
- Native of East St. Louis, Ill.

57

ILB



JON BOSTIC

6-1 • 245 • FLORIDA

NFL EXP: 5 (1st Year with Colts)

HOW ACQUIRED: UFA – 2017 (DET)

BORN: 5/5/91

GP/GS (POSTSEASON): 40/18 (0/0)

CAREER TRANSACTIONS:

- Signed by the Colts as an unrestricted free agent on April 20, 2017.
- Acquired by the Detroit Lions in a trade with the New England Patriots in exchange for a conditional draft pick in the 2017 NFL Draft on May 9, 2016.
- Acquired by the Patriots in a trade with the Chicago Bears in exchange for an undisclosed draft pick in the 2016 NFL Draft on September 29, 2015.
- Selected by the Bears in the second round (50th overall) of the 2013 NFL Draft.

2016 (LIONS):

- Spent the season on Injured Reserve.

2015 (PATRIOTS):

- Contributed primarily on special teams as he appeared in 11 games (one start) and recorded one assisted tackle, one quarterback hit and one special teams tackle.

2014 (BEARS):

- Competed in 13 games (eight starts) and combined for a career-high 84 tackles (58 solo), including 4.0 tackles for loss and three passes defended.
- Compiled a season-best 13 tackles (six solo) and two passes defended at the New York Jets (9/22).
- Totaled 11 tackles (seven solo), including 1.0 tackle for loss at Detroit (11/27).
- Posted eight tackles (five solo) against Dallas (12/4).
- Registered his third double-digit tackle performance of the season after tallying 10 tackles (six solo), including 1.0 tackle for loss at Minnesota (12/28).

2013 (BEARS):

- Saw action in 16 games (nine starts) as a rookie, recording 55 tackles (43 solo), including career highs in sacks (2.0) and tackles for loss (5.0). Also contributed with one interception, one pass defended, two quarterback hits, one fumble recovery and three special teams tackles.
- Produced eight tackles (six solo) at Washington (10/20).
- Totaled five solo tackles, including 1.0 tackle for loss and one pass defended as he came down with his first career interception against Baltimore (11/17).
- Posted his first career double-digit tackle performance

SINGLE-GAME HIGHS

TACKLES: 13 at NYJ (9/22/14)

SACKS: 2.0 at MIN (12/1/13)

FF: 0

FR: 1 at PHI (12/22/13)

INT: 1 vs. BAL (11/17/13)

PD: 2 at NYJ (9/22/14)

as he registered 10 tackles (six solo), including a single-game career high 2.0 sacks at Minnesota (12/1).

- Tallied eight tackles (seven solo), including 1.0 tackle for loss and one fumble recovery at Philadelphia (12/22).

COLLEGE:

- Started 32-of-51 games played in four seasons (2009-2012) at Florida, finishing his career as a four-year letterman with 237 tackles, including 19.0 tackles for loss, 7.5 sacks, seven passes defended, five interceptions and two forced fumbles.
- Started all 13 games at middle linebacker as a senior in 2012, ranking third on the team in tackles (68), fifth in tackles for loss (6.5), third in quarterback hits (four), tied for second in sacks (3.0) and tied for fourth in interceptions (two).
- Named to the All-SEC Coaches second-team, Phil Steele Midseason All-SEC second-team, the Butkus Award Watch List, Lombardi Award Preseason Watch List, Coaches' Preseason All-SEC second-team, Phil Steele Preseason All-SEC and Preseason Associated Press All-SEC third-team.
- Started all 13 games as a junior in 2011, leading the team with 94 tackles and finishing tied for second on the team with 10.0 tackles for loss. Also added 3.0 sacks, two passes defended, two quarterback hits and one forced fumble.
- Named to Phil Steele's Preseason All-SEC third-team, Lindy's Preseason All-SEC second-team, the CFPA Linebacker Trophy Watch List, SEC Coaches' Preseason All-SEC third-team, Butkus Award Watch List, Preseason All-SEC third-team by the media, Phil Steele's Midseason Honorable Mention All-America list and Phil Steele's Midseason All-SEC second-team.
- Led the team in tackles seven times (Tennessee,

ADMINISTRATION

COACHING
STAFF

FOOTBALL
OPERATIONS

BUSINESS
OPERATIONS

PLAYERS

2016 SEASON
IN REVIEW

COLTS HISTORY

RECORDS

COLTS IN THE
COMMUNITY



ADMINISTRATION

COACHING
STAFFFOOTBALL
OPERATIONSBUSINESS
OPERATIONS

PLAYERS

2016 SEASON
IN REVIEW

COLTS HISTORY

RECORDS

COLTS IN THE
COMMUNITY

Kentucky, LSU, Auburn (tied), Georgia, South Carolina and Ohio State), registering eight-or-more in each of the contests and double digits tackles three times.

- Competed in 13 games (six starts) as a sophomore in 2010, finishing the season tied for third on the squad with 57 tackles (36 solo) and ninth in the SEC and eighth nationally in interceptions among linebackers with three.
- Led his freshman teammates with 18 tackles (14 solo) in 2009.

PERSONAL:

- Attended Palm Beach Central High School in Wellington, Fla.

- Helped his squad earn the distinction of being rated the eighth-best defense in Palm Beach County.
- Was an all-state selection for Florida Class-6A and was selected to the U.S. Army All-American Bowl.
- Had over 100 tackles in his junior season.
- In 2008, rushed for 458 yards and six touchdowns on 75 carries.
- His father, Jon Bostic, was a defensive back for the Detroit Lions, playing in a total of 29 games from 1985-87.
- A native of Wellington, Fla.

CAREER REGULAR SEASON STATISTICS

Year	GP	GS	Solo	Asst.	Total	Sacks	PD	FF	FR	INT	Yds	Avg.	LG	TD
2016 DET														
INJURED RESERVE														
2015 NE	11	1	0	1	1	0.0	0	0	0	0	0	0.0	0	0
2014 CHI	13	8	58	26	84	0.0	3	0	0	0	0	0.0	0	0
2013 CHI	16	9	43	12	55	2.0	1	0	1	1	0	0.0	0	0
TOTAL	40	18	101	39	140	2.0	4	0	1	1	0	0.0	0	0

SPECIAL TEAMS TACKLES: 4 (2015 - 1, 2013 - 3)

GETTING TO KNOW JON BOSTIC**Favorite team and/or athlete outside of football:**

LeBron James

Favorite musician and/or song: Boosie**Hobbies outside of football:** Fishing**Favorite food:** Cake**Favorite vacation spot:** Anywhere down south**What's the one thing you couldn't live without:**

Cereal



60

DT

JOSH BOYD

6-3 • 293 • MISSISSIPPI STATE

NFL EXP: 4 (1st Year with Colts)

HOW ACQUIRED: FA – 2017

BORN: 8/3/89

GP/GS (POSTSEASON): 26/4 (3/1)

CAREER TRANSACTIONS:

- Signed by the Colts as a free agent on May 12, 2017.
- Released by the Green Bay Packers on May 9, 2016.
- Selected by Green Bay in the fifth round (167th overall) of the 2013 NFL Draft.

2016:

- Spent part of the offseason with Green Bay before being released in May.

2015 (PACKERS):

- Saw action in two games and recorded one solo tackle before being placed on Injured Reserve, on September 21.

SINGLE-GAME HIGHS

TACKLES: 4 vs. CHI (11/9/14)

SACKS: 0.0

FF: 0

FR: 0

INT: 0

PD: 1 vs. CAR (10/19/14)

2014 (PACKERS):

- Played in 15 games (four starts) and compiled 34 tackles (18 solo) and one pass defended.
- Appeared in two postseason contests (one start) and tallied three tackles (one solo).

2013 (PACKERS):

- As a rookie, appeared in nine games and made eight tackles (four solo).
- Saw action in one postseason contest and registered two tackles (one solo).

COLLEGE:

- Was a four-year letterman (2009-2012) and three-year starter at Mississippi State.
- Recorded 132 tackles (52 solo) and added 11.0 sacks, 25.5 tackles for loss, one fumble recovery and one blocked kick.
- Started all 13 games on the defensive line as a senior in 2012 and registered 33 tackles (eight solo), 2.5 tackles for loss and 1.5 sacks. Also recovered a fumble and blocked a kick.
- Played in all 13 games (12 starts) as a junior in 2011. Topped all defensive linemen with 51 tackles to go along with 8.0 tackles for loss, 4.5 sacks and two quarterback hurries.

- Started all 13 games at defensive tackle as a sophomore in 2010. Posted 7.5 tackles for loss, good for third among Bulldog defenders. Also recorded at least one tackle in 11 different games on the season.
- Played in all 12 games as a true freshman in 2009. Finished his first year with 24 tackles (15 solo) and 7.5 tackles for loss.

PERSONAL:

- Attended Philadelphia (Miss.) High School where, as a senior, he was the No. 12 rated defensive tackle prospect in the country according to *Scout.com*.
- Selected to play in the U.S. Army All-America game in San Antonio, Texas.
- Named a first-team all-state choice on the defensive line by the *Jackson Clarion-Ledger*.

CAREER REGULAR SEASON STATISTICS

Year	GP	GS	Solo	Asst.	Total	Sacks	PD	FF	FR	INT	Yds	Avg.	LG	TD
2016	0	0	0	0	0	0.0	0	0	0	0	0	0.0	0	0
2015 GB	2	0	1	0	1	0.0	0	0	0	0	0	0.0	0	0
2014 GB	15	4	18	16	34	0.0	1	0	0	0	0	0.0	0	0
2013 GB	9	0	4	4	8	0.0	0	0	0	0	0	0.0	0	0
TOTAL	26	4	23	20	43	0.0	1	0	0	0	0	0.0	0	0

CAREER POSTSEASON STATISTICS

Year	GP	GS	Solo	Asst.	Total	Sacks	PD	FF	FR	INT	Yds	Avg.	LG	TD
2014 GB	2	1	1	2	3	0.0	0	0	0	0	0	0.0	0	0
2013 GB	1	0	0	0	0	0.0	0	0	0	0	0	0.0	0	0
TOTAL	3	1	1	2	3	0.0	0	0	0	0	0	0.0	0	0

GETTING TO KNOW JOSH BOYD

Favorite team and/or athlete outside of football:

Kobe Bryant

Favorite musician and/or song: Young Jeezy

What is something interesting about you that

most people may not know: I like to draw

Favorite food: Fried chicken

Favorite vacation spot: Miami

If you could have lunch with two people, living or dead, who would they be: Notorious B.I.G. and Tupac Shakur

What's the one thing you couldn't live without: Family



ADMINISTRATION

COACHING STAFF

FOOTBALL OPERATIONS

BUSINESS OPERATIONS

PLAYERS

2016 SEASON IN REVIEW

COLTS HISTORY

RECORDS

COLTS IN THE COMMUNITY

11
WR

QUAN BRAY

5-10 • 183 • AUBURN

NFL EXP: 3 (3rd Year with Colts)

HOW ACQUIRED: FA – 2015

BORN: 4/28/93

GP/GS (POSTSEASON): 15/0 (0/0)

CAREER TRANSACTIONS:

- Signed from the Colts practice squad to the active roster on October 27, 2015.
- Signed to the Colts practice squad on September 6, 2015.
- Waived by the Colts on September 5, 2015.
- Signed by the Colts as an undrafted free agent on May 5, 2015.

2016 (COLTS):

- Competed in six games before being placed on Injured Reserve on October 18. Caught three passes for 36 yards and added one rush for seven yards. Also contributed with seven punt returns for an 8.3 average and recorded nine kickoff returns for 231 yards and a 25.7 average.
- Caught his first career pass for a seven-yard gain in the team's Week 2 loss at Denver (9/18). Also added two kickoff returns for 47 yards.
- In a Week 4 loss at Jacksonville (10/2), tallied two punt returns for 18 yards and added one kickoff return for 39 yards.
- Caught two passes for 29 yards and added one punt return for 20 yards and two kickoff returns for 52 yards in a Week 5 victory against Chicago (10/9).
- In a Week 6 loss at Houston (10/16), finished with one punt return for seven yards and two kickoff returns for 50 with a long of 29 yards. Left the game with an ankle injury in the second half.
- Placed on Injured Reserve on October 18.

2015 (COLTS):

- Competed in nine games in his rookie season serving primarily as the team's kickoff and punt returner. Finished the season with 21 kickoff returns for 570 yards (27.1 avg.) with a long return of 60 yards. Also added 21 punt returns for 166 yards (7.9 avg.) with a long return of 33 yards.
- His 27.1-yard kickoff return average ranked sixth in the NFL and first in the AFC among players with 20-or-more returns.
- In his first career NFL game, served as the team's kickoff returner and posted the team's season-high of 127 yards on four returns in a Week 8 overtime loss at Carolina (11/2). His 45-yard kickoff return in overtime was the second-longest for the team during the season and led to an Adam Vinatieri field goal.
- Totaled two kickoff returns for 70 yards (35.0 avg.) and added four punt returns for 17 yards in a Week 11 win at Atlanta (11/22).

SINGLE-GAME HIGHS

REC: 2 vs. CHI (10/9/16)

YARDS: 29 vs. CHI (10/9/16)

TDS: 0

LG: 22 vs. CHI (10/9/16)

RUSH: 1 vs. CHI (10/9/16)

YARDS: 7 vs. CHI (10/9/16)

TDS: 0

LG: 7 vs. CHI (10/9/16)

KO RET.: 4, two times (Last: vs. TB 11/29/15)

KO RET. AVG. (MIN 3): 31.8 at CAR (11/2/15)

KO RET. TDS: 0

KO RET. LONG: 60 at PIT (12/6/15)

PUNT RET.: 4, three times (Last: vs. TEN 1/3/16)

PUNT RET. AVG. (MIN 3): 16.8 vs. HOU (12/20/15)

PUNT RET. TDS: 0

PUNT RET. LONG: 33 vs. HOU (12/20/15)

- Finished with one punt return for 20 yards and added four kickoff returns for 84 yards in a Week 12 victory against Tampa Bay (11/29).
- In a Week 13 loss at Pittsburgh (12/6), totaled three kickoff returns for 93 yards with a long of 60. The 60-yard return was the longest for the team this season.
- In a Week 15 loss against Houston (12/20), returned four punts for 67 yards (16.8 avg.) with a long of 33 yards and contributed with three kickoff returns for 80 yards (26.7 avg.). Returned a punt 33 yards in the second quarter, which was the longest punt return for the team dating back to Dec. 15, 2013. He added 19 yards on his next return and finished with 67 in the game. That total was tied for the most in a contest dating back to Nov. 25, 2012.

COLLEGE:

- Registered 90 receptions for 849 yards and seven touchdowns at Auburn.
- Ranks third in school history in punt return average (10.09) among players with at least 50 returns and eighth in punt return yardage (565).
- As a senior in 2014, finished second in the nation in punt returns (18.1) and was a Second Team All-SEC selection as a return specialist, voted by the league's coaches.
- Became the first player in Auburn history to score a rushing, receiving and punt return touchdown in the same season.

PERSONAL:

- Played at Troup County High School in LaGrange, Ga.
- Registered 1,300 rushing yards and 300 receiving yards as a senior.
- As a junior, accounted for 2,128 yards and 28 touchdowns.
- Listed as the nation's No. 5 athlete by *ESPN.com*.
- Ranked as the nation's No. 5 all-purpose back, the No. 8 player from the state of Georgia and the 109th best player nationally by *Rivals.com*.
- Was selected to play in the 2011 Under Armour All-America game following his senior season.
- Read books to elementary students as part of the 2015 Colts Day in Schools event.
- Has volunteered to construct new playgrounds at elementary schools for the 2015 and 2016 Colts Playground Build event.
- Graduated with a degree in public administration from Auburn.
- A native of LaGrange, Ga.

TOPS IN THE CONFERENCE

From 2015-16, Colts wide receiver/return specialist Quan Bray ranks fourth in the NFL and first in the AFC in kickoff return average with a 26.7 mark (minimum 30 returns). Over the last two years, Bray has returned 30 kickoffs for 801 yards, which includes long returns of 60 yards and 45 yards.



CAREER REGULAR SEASON STATISTICS

Year	GP	GS	No.	RECEIVING				RUSHING				
				Yards	Avg.	LG	TD	No.	Yards	Avg.	LG	TD
2016 IND	6	0	3	36	12.0	22	0	1	7	7.0	7	0
2015 IND	9	0	0	0	0.0	0	0	0	0	0.0	0	0
TOTAL	15	0	3	36	12.0	22	0	1	7	7.0	7	0

CAREER REGULAR SEASON RETURN STATISTICS

Year	GP	GS	PR	FC	Yards	Avg.	LG	TD	KR	Yards	Avg.	LG	TD
2016 IND	6	0	7	8	58	8.3	20	0	9	231	25.7	39	0
2015 IND	9	0	21	7	166	7.9	33	0	21	570	27.1	60	0
TOTAL	15	0	28	15	224	8.0	33	0	30	801	26.7	60	0

GETTING TO KNOW QUAN BRAY

Favorite team and/or athlete outside of football:

Mike Vick

Hobbies outside of football: Playing basketball and travel

Favorite food: Chicken dressing

Favorite vacation spot: Miami

If you could have lunch with three people,

living or dead, who would they be: Notorious B.I.G., Lauren London and Christina Milian

Favorite movie: *The Wood*

What's the one thing you couldn't live without:

Faith



ADMINISTRATION

COACHING
STAFFFOOTBALL
OPERATIONSBUSINESS
OPERATIONS

PLAYERS

2016 SEASON
IN REVIEW

COLTS HISTORY

RECORDS

COLTS IN THE
COMMUNITY20
S

DARIUS BUTLER

5-10 • 192 • CONNECTICUT

NFL EXP: 9 (6th Year with Colts)

HOW ACQUIRED: FA – 2012

BORN: 3/18/86

GP/GS (POSTSEASON): 109/38 (8/2)

CAREER TRANSACTIONS:

- Signed by the Colts as a free agent on September 25, 2012.
- Waived by the Carolina Panthers on August 31, 2012.
- Claimed off waivers (New England) by the Panthers on September 8, 2011.
- Waived by the New England Patriots on September 7, 2011.
- Selected by the Patriots in the second round (41st overall) of the 2009 NFL Draft.

2016 (COLTS):

- Played in 12 games (seven starts) and led the team with three interceptions in addition to totaling 34 tackles (28 solo), seven passes defended and one forced fumble.
- In a Week 2 loss at Denver (9/18), recorded one tackle, one interception and one pass defended. Grabbed the team's first interception of the season and the 13th of his career when he stepped in front of a Trevor Siemian pass in the second quarter. The interception led to a Colts field goal.
- Registered six solo tackles and added one forced fumble in a Week 5 victory against Chicago (10/9).
- Posted five tackles (three solo) in a Week 6 loss at Houston (10/16). Competed in his 100th career game.
- In a Week 9 win at Green Bay (11/6), started at cornerback and finished with two tackles, one interception and one pass defended. The interception also ended Aaron Rodgers' streak of consecutive passes without a pick (133).
- In a Week 13 victory at the New York Jets (12/5), tallied two solo tackles, two passes defended and one interception. Picked off Jets quarterback Ryan Fitzpatrick in the second quarter for the team's first takeaway of the game. The pick was the third for Butler on the season and the 15th of his career.

2015 (COLTS):

- Competed in 14 games (two starts) and finished with 49 tackles (37 solo), one interception, four passes defended and two forced fumbles.
- Earned AFC Defensive Player of the Week honors following a Week 9 performance against Denver.
- Started at left cornerback in the team's Week 1 loss

SINGLE-GAME HIGHS

TACKLES: 9 vs. JAX (10/4/15)**SACKS: 0.0****FF: 1, six times** (Last: vs. CHI 10/9/16)**FR: 1, four times** (Last: at JAX 9/21/14)**INT: 2, two times** (Last: vs. HOU 12/15/13)**PD: 3, two times** (Last: vs. HOU 12/15/13)

at Buffalo and finished with eight tackles (four solo) and one forced fumble.

- In a Week 4 win against Jacksonville (10/4), totaled nine tackles (six solo) and one forced fumble.
- Totaled two tackles, one interception and one pass defended in a Week 9 victory against Denver (11/8). Intercepted Peyton Manning at the six-minute mark in the fourth quarter, giving the Colts possession at the Broncos 49-yard line. Indianapolis never relinquished the ball as his pick sealed the 27-24 win. Earned AFC Defensive Player of the Week honors for his performance.
- Made his second start of the season at left cornerback in a Week 15 loss against Houston (12/20) and totaled four tackles (three solo).
- In a Week 17 win against Tennessee (1/3/16), compiled seven tackles (four solo) and 1.0 tackle for loss.

2014 (COLTS):

- Competed in 14 games (four starts) and recorded 47 tackles (41 solo), eight passes defended, two forced fumbles and one fumble recovery. In three postseason games, contributed with five tackles (four solo), one forced fumble and one pass defended.
- Made his first start of the season at cornerback in a Week 2 meeting against Philadelphia (9/15). Finished the game with five solo tackles and two passes defended.
- In a Week 3 victory at Jacksonville (9/21), compiled two tackles while adding one fumble recovery in the second quarter. The recovery led to Indianapolis' third touchdown of the game and a 30-0 lead at halftime.
- In a Week 8 loss at Pittsburgh (10/26), compiled a season-high seven tackles (five solo) and one forced fumble in the third quarter, which was recovered by safety Mike Adams. The Colts tallied a touchdown

on the following drive.

- Registered three tackles and one pass defended in a Week 9 victory at the New York Giants (11/3). Was part of a defense that held the Giants to 89 rushing yards.
- In a Week 13 victory against Washington (11/30), finished with six solo tackles and one pass defended.
- Finished with five tackles and one pass defended starting at right cornerback in a Week 14 win at Cleveland (12/7). Was part of a secondary that held the Browns to 137 net passing yards.
- Tallied three solo tackles and forced a fumble in the fourth quarter of a Week 16 loss at Dallas (12/21). The fumble was recovered by teammate D'Qwell Jackson. The turnover stalled a potential Dallas scoring drive and gave Indianapolis the ball at their own 15-yard line.
- Competed at cornerback during the team's AFC Wild Card Playoff victory against Cincinnati (1/4/15) and totaled two tackles.
- In the team's AFC Divisional Playoff win at Denver (1/11/15), compiled two tackles, 1.0 tackle for loss and one pass defended.
- Started at free safety in the team's AFC Championship Game loss at New England (1/18/15) and finished with one tackle.

2013 (COLTS):

- Played in 16 games (seven starts) and recorded 52 tackles (43 solo), four interceptions (one returned for a touchdown), one fumble recovery and 15 passes defended. Also contributed with five special teams tackles.
- Saw action in the secondary and on special teams during the team's Week 2 loss against Miami (9/15). Finished the game with one tackle, one pass defended, one special teams stop and contributed with his first career punt return of nine yards.
- In a Week 4 victory against Jacksonville (9/29), intercepted a Blaine Gabbert pass and returned it 41 yards for a touchdown to give the Colts a 10-3 lead in the second quarter. It was the fourth interception return for a touchdown in his career. For the second consecutive year, he returned an interception for a



touchdown against the Jaguars in Jacksonville. Also contributed with four solo tackles and two special teams stops.

- In a Week 5 victory against Seattle (10/6), made his first start of the season at cornerback and intercepted a Russell Wilson pass on Seattle's final drive of the game to help seal the win. The interception was the ninth of his career and his second in as many games. Also contributed with two tackles and two passes defended.
- Contributed with five tackles and three passes defended in a Week 7 victory against Denver (10/20). Was part of a secondary that held the Broncos and quarterback Peyton Manning to 2013 single-game first half lows in net yards (134) and net passing yards (101).
- Compiled two tackles and one pass defended in the team's Week 11 victory at Tennessee (11/14). Made two crucial plays in the fourth quarter on Tennessee's second to last drive of the game. On second down, dove to deflect a pass, which prevented a first down. On the next play tracked down Titans wide receiver Kendall Wright following an 11-yard reception and stopped him short of a first down to force a punt.
- Started his first game of the season at left cornerback in the team's Week 13 win against Tennessee (12/1). Led the secondary and tied a career-high with eight tackles (six solo) while adding one pass defended. Also contributed with one special teams tackle.
 - Finished with one tackle, two interceptions and tied a career-high with three passes defended, starting at cornerback in a Week 15 victory against Houston (12/15). Intercepted his third pass of the season in the second quarter, which led to a Colts field goal and a 10-3 lead. His second interception of the game also came in the second quarter, marking his second career multiple-interception contest (11/18/12 at Jacksonville).
 - Led the secondary and tied a career-high with eight tackles (six solo) while contributing with two passes defended and one fumble recovery starting at left cornerback in a Week 17 win against Jacksonville (12/29). The fumble recovery was his first of the season and the third of his career. It also led to a Colts touchdown on the ensuing offensive possession.
 - Tallied five tackles (four solo) and one pass defended during the



team's AFC Wild Card Playoff win against Kansas City (1/4/14).

- Started his first career postseason contest during the team's AFC Divisional Playoff loss at New England (1/11/14). Compiled four tackles (three solo) and one pass defended.

2012 (COLTS):

- Signed by the Colts as a free agent on September 25 and totaled 30 tackles (23 solo), seven passes defended, four interceptions, including two returned for touchdowns, one forced fumble and one fumble recovery in 11 games played (four starts). Added five special teams stops.
- Saw significant time in the secondary during a Week 9 contest against Miami (11/4) and totaled two tackles and one pass defended. Also added two special teams stops.
- Made his first start as a member of the Colts at Jacksonville (11/8) and contributed with four tackles, two interceptions and one fumble recovery. On his first interception in the third quarter, he returned the pick 11 yards for a touchdown. The interceptions were the fourth and fifth of his career and his first since 2009. It was the first two-interception, pick-six performance for a member of the Colts since December 7, 2008 and the first three takeaway game since 1986. Was named AFC Defensive Player of the Week for his performance.
- Started at right cornerback at New England (11/18) and contributed with six tackles (four solo) and one forced fumble.
- Notched an interception, two tackles and one pass defended against Tennessee (12/9). The interception led to an Adam Vinatieri 40-yard field goal and gave the Colts a 27-23 lead.
- Intercepted a Brady Quinn pass on the Chiefs first offensive possession of the game and returned it 32 yards for a touchdown and a Colts 7-0 lead at Kansas City (12/23). The pick was the team's fourth interception return for a touchdown, the fourth pick of the season for Butler and his second interception return for a touchdown. Butler's four interceptions set a new career-high (previous best was three in 2009). The team's four interception returns for a touchdown also tied a franchise best (1959, '65, '68, '75 and '96).
- Saw action in the team's AFC Wild Card Playoff loss at Baltimore (1/6/13) and totaled four solo tackles.

2011 (PANTHERS):

- Played in 13 games (six starts) after being claimed off waivers from New England in September.
- Registered 29 tackles (26 solo) and seven passes defended, while adding two special teams tackles.

2010 (PATRIOTS):

- Played in 15 games (three starts), recording 28 tackles (26 solo) and six passes defended.
- Also saw action in one postseason contest against the New York Jets (1/16/11), where he made one solo tackle.

MR. VERSATILITY

Darius Butler has played and started at multiple positions since joining the Colts in 2012. In 67 games with Indianapolis, Butler has started at both left and right cornerback, nickel and most recently in 2016 at free safety.

Butler has accumulated 212 tackles (172 solo), 41 passes defended, 12 interceptions, six forced fumbles, three fumble recoveries and three returns for touchdowns in five seasons with the Colts. In the last five years, his interception and passes defended totals both rank second on the Indianapolis defense behind Vontae Davis.



2009 (PATRIOTS):

- Played in 14 games (five starts).
- Posted 33 tackles (29 solo), three interceptions (one returned for a touchdown) and eight passes defended.
- Returned five kickoffs for 104 yards (20.8 avg).
- Intercepted his first career pass when he picked off Kerry Collins in his first NFL start against Tennessee (10/18).
- At Houston (1/3/10), picked off a pass from quarterback Matt Schaub and returned it 91 yards for a touchdown. It was the fourth-longest interception return in New England Patriots history.
- Competed in the team's AFC Wild Card Playoff contest against Baltimore (1/10/10) and made one solo tackle.

COLLEGE:

- Started all 45 games he played in at Connecticut.
- Tallied 180 tackles, three forced fumbles, 10 interceptions, (two returned for touchdowns), and 26 passes defended.
- Averaged 25.6 yards on 35 kickoff returns with one touchdown.
- Earned First Team All-Big East Conference honors as a senior in 2008.
- Started 10 games and collected 40 tackles and four passes defended.
- Returned 20 kickoffs for 471 yards.
- Saw action on offense at wide receiver, scoring one receiving touchdown and one rushing touchdown.
- Started 13 games as a junior in 2007.
- Produced 54 tackles, two forced fumbles, two

interceptions and seven passes defended.

- Tied for the team lead with four interceptions as a sophomore in 2006.
- As a freshman in 2005, ranked first on the team with four interceptions and eight passes defended.
- Returned an interception 86 yards for a touchdown and a kickoff 90 yards for a score to become the first Husky to have a defensive and special teams touchdown in the same season.
- Redshirted as a true freshman in 2004.
- Takes part in the Colts Community Ticket Block program and donates gameday experience packages as part of the Darius Butler Foundation.
- Volunteered to package meals at the 2015 Colts Million Meal Marathon.
- In 2015, shopped for the holidays with underserved children as part of the Shop with a Colt event. Also participated in teammate Vontae Davis' holiday shopping event.
- Majored in sociology at Connecticut.
- A native of Tamarac, Fla.

PERSONAL:

- Attended Coral Springs (Fla.) Charter School.

CAREER REGULAR SEASON STATISTICS

Year	GP	GS	Solo	Asst.	Total	Sacks	PD	FF	FR	INT	Yds	Avg.	LG	TD
2016 IND	12	7	28	6	34	0.0	7	1	0	3	19	6.3	19	0
2015 IND	14	2	37	12	49	0.0	4	2	0	1	0	0.0	0	0
2014 IND	14	4	41	6	47	0.0	8	2	1	0	0	0.0	0	0
2013 IND	16	7	43	9	52	0.0	15	0	1	4	79	19.8	41t	1
2012 IND	11	4	23	7	30	0.0	7	1	1	4	101	25.3	51	2
2011 CAR	13	6	26	3	29	0.0	7	0	0	0	0	0.0	0	0
2010 NE	15	3	26	2	28	0.0	6	0	1	0	0	0.0	0	0
2009 NE	14	5	29	4	33	0.0	8	0	0	3	91	30.3	91t	1
TOTAL	109	38	253	49	302	0.0	62	6	4	15	290	19.3	91t	4

CAREER REGULAR SEASON RETURN STATISTICS

Year	GP	GS	PR	FC	Yards	Avg.	LG	TD	KR	Yards	Avg.	LG	TD
2013 IND	2	0	1	0	9	9.0	9	0	0	0	0.0	0	0
2009 NE	14	5	0	0	0	0.0	0	0	5	104	20.8	26	0
TOTAL	16	5	1	0	9	9.0	9	0	5	104	20.8	26	0

CAREER POSTSEASON STATISTICS

Year	GP	GS	Solo	Asst.	Total	Sacks	PD	FF	FR	INT	Yds	Avg.	LG	TD
2014 IND	3	1	4	1	5	0.0	1	1	0	0	0	0.0	0	0
2013 IND	2	1	7	2	9	0.0	2	0	0	0	0	0.0	0	0
2012 IND	1	0	4	0	4	0.0	0	0	0	0	0	0.0	0	0
2010 NE	1	0	1	0	1	0.0	0	0	0	0	0	0.0	0	0
2009 NE	1	0	1	0	1	0.0	0	0	0	0	0	0.0	0	0
TOTAL	8	2	17	3	20	0.0	3	1	0	0	0	0.0	0	0

SPECIAL TEAMS TACKLES: 12 (2013 - 5, 2012 - 5, 2011 - 2)

GETTING TO KNOW DARIUS BUTLER

Favorite team and/or athlete outside of football:
Miami Heat and LeBron James

Favorite musician and/or song: Bob Marley - "Three Little Birds"

Hobbies outside of football: Playing basketball and playing cards

What is something interesting about you

that most people may not know: I was born in Frankfurt, Germany

Favorite food: Lasagna

Favorite vacation spot: Jamaica

If you could have lunch with three people, living or dead, who would they be: Barack Obama, Muhammad Ali and Bill Gates

Favorite movie: *Life*

What's the one thing you couldn't live without:
My massage therapist



ADMINISTRATION

COACHING
STAFFFOOTBALL
OPERATIONSBUSINESS
OPERATIONS

PLAYERS

2016 SEASON
IN REVIEW

COLTS HISTORY

RECORDS

COLTS IN THE
COMMUNITY74
T

ANTHONY CASTONZO

6-7 • 311 • BOSTON COLLEGE

NFL EXP: 7 (7th Year with Colts)

HOW ACQUIRED: D1 – 2011 (22nd overall)

BORN: 8/9/88

GP/GS (POSTSEASON): 89/89 (6/6)

CAREER TRANSACTIONS:

- Selected by the Colts in the first round (22nd overall) of the 2011 NFL Draft.

PRO CAREER:

- Has started all 89 games he has played in during his NFL career.
- Played and started in 66 consecutive games, dating back to his rookie season in 2011. His streak ended following a Week 11 victory at Atlanta on Nov. 22, 2015.
- Participated in 1,090 offensive plays in 2014, which led all NFL players.
- Assisted a Colts offense that set a franchise single-season record for net yards (6,506) and net passing yards (4,894) in 2014.
- Blocked for quarterback Andrew Luck (2012-14) who threw for the most passing yards (12,957) in the first three seasons of a quarterback's career in NFL history.
- Part of an offensive line that assisted the Colts in averaging 27.5 rushing attempts and 104.4 rushing yards per game in 2012.
- Caught his first career pass for a one-yard touchdown on Nov. 16, 2014 against New England. He was the first Colts offensive lineman to score a touchdown dating back to 2008.
- In 2016, opened rushing lanes for running back Frank Gore to log the team's first 1,000-yard rushing season dating back to 2007.

2016 (COLTS):

- Started all 16 games at left tackle for the fourth time in his career. Blocked for a Colts offense that ranked tied for fifth in the NFL in passing yards per game (262.6), seventh in points scored (397) and 10th in yards per game (364.4). Opened rushing lanes for running back Frank Gore who logged the team's first 1,000-yard rushing season dating back to 2007.
- Started at left tackle in a Week 1 loss against Detroit (9/11) and blocked for an offense that posted 450 net yards as quarterback Andrew Luck logged 385 passing yards and four touchdowns.
- Assisted the Colts offense in totaling 410 net yards starting at left tackle in a Week 3 win against San Diego (9/25).

- In a Week 6 loss at Houston (10/16), started at left tackle and blocked for running back Frank Gore who logged the team's first 100-yard game (106) in 55 consecutive regular season games.
- Blocked for a Colts offense that totaled 422 net yards, starting at left tackle in a Week 7 win at Tennessee (10/23). Assisted Andrew Luck who threw for 353 yards and three touchdowns.
- In a Week 13 win at the New York Jets (12/5), started at left tackle and blocked for a Colts offense that generated 421 yards (282 passing and 139 rushing).
- Started at left tackle in a Week 15 victory at Minnesota (12/18) and opened lanes for 161 net rushing yards, including 101 from Frank Gore. Also blocked for Andrew Luck who threw for 250 yards and two touchdowns.

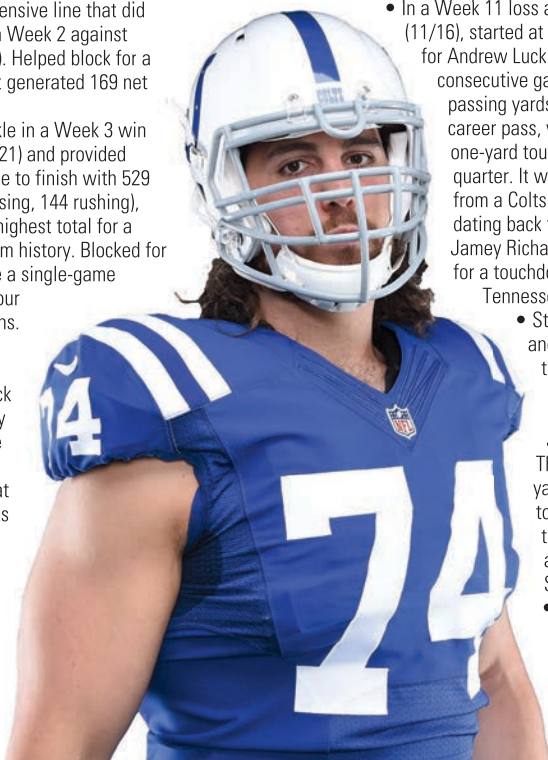
2015 (COLTS):

- Started 13 games at left tackle and was inactive for another three contests due to injury. Blocked for a Colts offense that totaled 5,142 yards of net offense and assisted running back Frank Gore who posted the most rushing yards in a season for a Colts running back (967) dating back to 2007.
- Assisted a Colts offense that totaled 378 net yards starting at left tackle in a Week 3 win at Tennessee (9/27). Opened rushing lanes for Frank Gore to compile 86 yards and two rushing touchdowns.
- Started at left tackle in a Week 4 victory against Jacksonville (10/4) and provided time for Matt Hasselbeck to complete 30 passes for 282 yards and one touchdown as the offense compiled 326 net yards.
- Opened rushing lanes for running back Frank Gore to total 98 rushing yards and one touchdown in a Week 5 win at Houston (10/8). The 98 yards were the most for a Colts running back in a single game dating back to 2012. Also blocked for quarterback Matt Hasselbeck who threw for 213 yards and two touchdowns.
- Started at left tackle in a Week 6 loss against New England (10/18) and blocked for a Colts offense that topped 400 net yards (409) for the first time all season. Provided time for quarterback Andrew Luck to throw for 312 yards and three touchdowns.

- In a Week 7 loss against New Orleans (10/25), started at left tackle and assisted an offense that totaled 376 yards as quarterback Andrew Luck totaled 333 passing yards and three touchdowns.
- Provided time for quarterback Andrew Luck to throw for 252 yards and two touchdowns starting at left tackle in a Week 9 victory against Denver (11/8). Also opened rushing lanes for Frank Gore to finish with 83 yards and one touchdown on 28 carries.
- Started at left tackle and blocked for quarterback Matt Hasselbeck who completed 23-of-32 passes for 213 yards and two touchdowns in a Week 11 win at Atlanta (11/22).
- In a Week 17 victory against Tennessee (1/3/16), started at left tackle and assisted a Colts offense that logged 327 yards. Provided time for quarterbacks Josh Freeman and Ryan Lindley to throw for 207 combined yards and two touchdowns.

2014 (COLTS):

- Started all 16 regular season games and three postseason contests at left tackle. Was part of an offensive line that assisted the offense in setting a single-season franchise record for net yards (6,506).
- Started at left tackle in the season opener at Denver (9/7) and helped the team compile 408 net yards. Blocked for Andrew Luck to complete 35-of-53 passes for 370 yards and two touchdowns in the loss.
- Was part of an offensive line that did not allow a sack in Week 2 against Philadelphia (9/15). Helped block for a rushing attack that generated 169 net yards.
- Started at left tackle in a Week 3 win at Jacksonville (9/21) and provided time for the offense to finish with 529 net yards (385 passing, 144 rushing), which is the 10th highest total for a single game in team history. Blocked for Andrew Luck to tie a single-game career-high with four passing touchdowns.
- Was part of an offensive line that did not allow a sack in a Week 4 victory against Tennessee (9/28). Blocked for a Colts offense that netted 498 yards as Andrew Luck tied his single-game career-high with four touchdown passes.
- Started at left tackle in a Week 5 victory against Baltimore



QUICK HITS

Castonzo participated in 1,090 offensive plays in 2014, which led all NFL players. He played and started in 66 consecutive games, dating back to his rookie season in 2011. The streak ended following a Week 11 victory at Atlanta in 2015.

- (10/5). Blocked for a Colts offense that totaled 432 net yards as the line allowed only 1.0 sack. Provided time for Andrew Luck to throw for 312 yards and one touchdown.
- Started his 50th consecutive game at left tackle and assisted a Colts offense that totaled 456 net yards in a Week 6 victory at Houston (10/9). Blocked for quarterback Andrew Luck to throw for 370 yards and three touchdowns as wide receiver T.Y. Hilton compiled 223 yards and one score.
- In a Week 7 victory against Cincinnati (10/19), started at left tackle and provided time for the Colts to record 506 net yards and 27 first downs. Assisted Andrew Luck who threw for his franchise-tying fifth consecutive 300-plus yard passing performance (344).
- Started at left tackle in a Week 9 win at the New York Giants (11/3) and assisted a Colts offense that totaled 443 net yards as Andrew Luck tied his then single-game career-high with four passing touchdowns. Was part of an offensive line that allowed only 1.0 sack.
- In a Week 11 loss against New England (11/16), started at left tackle and blocked for Andrew Luck to record his eighth consecutive game with 300-plus passing yards. Caught his first career pass, which went for a one-yard touchdown in the fourth quarter. It was the first touchdown from a Colts offensive lineman dating back to Dec. 28, 2008 when Jamey Richard recovered a fumble for a touchdown against the Tennessee Titans.
- Started at left tackle and helped the offense total 389 yards of net offense in a Week 12 victory against Jacksonville (11/23). The team's 175 rushing yards was the highest total of the season and the most dating back to a Sept. 22, 2013 win at San Francisco (184).
- Blocked for a Colts offense that compiled 487 net yards starting at left tackle in a Week 13 win against Washington



ADMINISTRATION

COACHING STAFF

FOOTBALL OPERATIONS

BUSINESS OPERATIONS

PLAYERS

2016 SEASON IN REVIEW

COLTS HISTORY

RECORDS

COLTS IN THE COMMUNITY

(11/30). It was the team's ninth 400-plus net yard performance, which set a franchise single-season record. Provided time for Andrew Luck to throw for 370 yards as he set a career-high with five touchdown passes.

- Started at left tackle in a Week 17 victory at Tennessee (12/28) and blocked for Andrew Luck to set a franchise single-season record in passing yards (4,761) as the Colts totaled 378 yards of net offense.
- In the team's AFC Wild Card Playoff victory against Cincinnati (1/4/15), was part of an offensive line that assisted the team in compiling 482 net yards, the third-highest total for a single postseason game in franchise history. The unit allowed only 1.0 sack and blocked for Andrew Luck to throw for 376 yards and one touchdown.
- Started at left tackle in the team's AFC Divisional Playoff win at Denver (1/11/15) and was part of an offensive line that did not allow a sack as the team compiled 364 net yards. Blocked for Andrew Luck to throw for 265 yards while adding two touchdown passes.
- In the team's AFC Championship Game loss at New England (1/18/15), started at left tackle and blocked for the Colts to total 209 yards of net offense.

2013 (COLTS):

- Started all 16 games at left tackle for the second consecutive year. Provided time for the Colts to average 341.8 net yards per game, which included a 108.9 rushing average, the team's highest mark since 2006.
- In the team's Week 3 win at San Francisco (9/22), blocked for Indianapolis' leading rusher, Ahmad Bradshaw (95 yards). Also provided time for quarterback Andrew Luck to throw for 159 yards on 17 completions.
- Blocked for a Colts rushing attack that totaled 157 net yards in a 37-3 victory at Jacksonville (9/29). It marked the fourth consecutive game the team

topped the 100-yard rushing plateau. Also provided time for quarterback Andrew Luck to compile 257 passing yards on 21 completions.

- Blocked for a Colts offense that registered 317 net yards in a Week 5 victory against Seattle (10/6). Provided time for quarterback Andrew Luck to complete 16 passes for 229 yards and two touchdowns, including a 73-yard touchdown strike to wide receiver T.Y. Hilton.
- In a Week 7 victory against Denver (10/20), assisted quarterback Andrew Luck in throwing for 228 yards and three touchdowns while blocking for Luck's third quarter rushing touchdown. Also opened rushing lanes for the Colts to tally 121 yards as a team marking the sixth game of the season Indianapolis finished with 100-plus rushing yards.
- Opened rushing lanes for the Colts to record their seventh 100-plus rushing yard game (137) of the season in a win at Tennessee (11/14). Also assisted quarterback Andrew Luck in throwing for 232 yards en route to the team's 366 net yard performance.
- Blocked for a Colts offense that registered its eighth 100-yard rushing contest of the season in a 22-14 win against Tennessee (12/1). Also provided time for quarterback Andrew Luck to throw for 200 yards in the victory.
- Was part of an offensive line that did not allow a sack and blocked for quarterback Andrew Luck to throw for 326 yards and four touchdowns in a Week 14 loss at Cincinnati (12/8).
- In a Week 15 win against Houston (12/15), blocked for the Colts to register 152 rushing yards, the team's ninth 100-plus-yard rushing performance of the season. Provided time for quarterback Andrew Luck to throw for 180 yards and two touchdowns in the win.
- In a Week 16 win at Kansas City, started at left tackle and opened rushing lanes for an offense that recorded 135 yards, which was the team's 10th 100-yard rushing performance this season. Also blocked

75TH ANNIVERSARY USO TRIP TO JAPAN

On the heels of kicking off its 75th anniversary and Super Bowl 50, both the USO and NFL celebrated another milestone, which was their 50-year partnership. To mark the longstanding relationship, the organization deployed their first USO/NFL team-themed tour of the year when Castonzo, Head Coach Chuck Pagano and three teammates visited service members and military families stationed in Japan in February of 2016. The group visited eight military bases, traveled aboard a naval ship, toured the newly opened USO Camp Kinser and participated in a 75th anniversary USO celebration at USO Camp Hanson.



for quarterback Andrew Luck to throw for 241 yards and one touchdown.

- Started at left tackle during the team's AFC Wild Card Playoff win against Kansas City (1/4/14) and was part of an offensive line that allowed only 1.0 sack while assisting a Colts offense that recorded 536 total net yards, which set a franchise record for a postseason game and tied for the ninth-most in NFL postseason history. Also blocked for quarterback Andrew Luck who threw for 443 yards and four touchdowns, which were both the second-highest totals for a postseason game in team history.
- In the team's AFC Divisional Playoff loss at New England (1/11/14), started at left tackle and provided time for a Colts offense that totaled 386 net yards as quarterback Andrew Luck threw for 331 yards and two touchdowns in the loss.

2012 (COLTS):

- Started all 16 games at left tackle.
- Blocked for quarterback Andrew Luck who set then-season highs in completions (31), attempts (55) and passing yards (362) against Green Bay (10/7).
- Blocked for a Colts rushing attack that totaled 148 yards against Cleveland (10/21).
- Paved the way for the Colts to generate a season-high 171 rushing yards en route to 457 net yards at Tennessee (10/28).
- Provided time for the Colts to total 516 net yards, including Andrew Luck's career-high 433 passing yards in a 23-20 Week 9 victory over Miami (11/4).
- Helped the Colts total 459 yards of net offense at Detroit (12/2). Provided time for quarterback Andrew Luck who threw for 391 yards and four touchdowns in the victory.
- Opened rushing lanes for running back Vick Ballard to post his first career 100-yard outing at Houston (12/16).
- Blocked for quarterback Andrew Luck to throw for 205 yards and set a new NFL single-season record for passing yards by a rookie quarterback in a playoff-clinching victory at Kansas City (12/23).
- Made a start at left tackle at Baltimore (1/6/13) in his first career playoff game. Provided time for the Colts to generate 419 net yards, including 91 rushing yards by running back Vick Ballard.

2011 (COLTS):

- In his rookie season, started all 12 games he participated in at left tackle and was inactive for another four. Was not flagged for a single holding penalty during the season.
- Made his NFL debut at Houston (9/11).
- Opened holes for running backs Joseph Addai and Delone Carter to combine for 25 carries for 110 yards (4.4 avg.) against Cleveland (9/18).
- Blocked for running back Joseph Addai to rush 17 times for 86 yards against Pittsburgh (9/25). Was part of an offensive line that allowed only 1.0 sack.
- Provided time for quarterback Dan Orlovsky to set a

career-high and Colts season-high with 353 passing yards at New England (12/4).

- Opened running lanes for the Colts to set a season-high in rushing yards (205) while running back Donald Brown set a career-high with 161 yards against Tennessee (12/18).

COLLEGE:

- Set a school record with 54 career starts on the offensive line at Boston College.
- Was a team captain as a senior and allowed only 1.0 sack during the season. Helped running back Montel Harris lead the conference in rushing while Boston College running backs totaled nine 100-plus yard outings.
- Was an All-America third-team selection by The Associated Press and an All-Atlantic Coast Conference first-team pick.
- As a junior, allowed only 1.0 sack and was an All-ACC first-team selection and *SI.com* honorable mention All-America choice.
- Was a Second Team All-ACC selection and All-Sophomore first-team choice by the *College Football News* in his second year.
- Started every game as a true freshman and was an All-ACC Freshman Team pick by *Sporting News*.
- Holds a degree in biochemistry.
- Was a Rhodes Scholarship candidate, a National Football Foundation National Scholar-Athlete and a finalist for the William V. Campbell Trophy and Lowe's Senior CLASS Award.

PERSONAL:

- Attended Lake Zurich (Ill.) High School and competed at offensive tackle and defensive tackle while playing basketball and earning all-conference honors in discus.
- Was an Illinois State Athletic Scholar.
- His father, Bill, played football at Illinois and brother, Bill, Jr., played at Drake.
- Regularly supports Riley Hospital for Children through the Miracle Ride and visits to patients.
- Celebrated the USO's 75th anniversary and the 50th anniversary between the organization and the NFL when he traveled to Japan to visit servicemen and women in February of 2016.
- Participated in the Colts annual playground build.
- Takes part as a Colts Community Ticket Block sponsor.
- Supports the Colts holiday shopping spree for low-income youth.
- Has participated in the team's Riley Hospital Caroling event where he sings carols and distributes gifts to patients at the hospital.
- Supports Kids' Voice of Indiana and was the host for the 2013 Golf Classic.
- Has volunteered at the Humane Society of Indianapolis.
- Was a drill leader for the Riley Hospital Change the Play Kickoff event.
- Born in Hawthorn Woods, Ill.



ADMINISTRATION

COACHING
STAFFFOOTBALL
OPERATIONSBUSINESS
OPERATIONS

PLAYERS

2016 SEASON
IN REVIEW

COLTS HISTORY

RECORDS

COLTS IN THE
COMMUNITY**CAREER GP/GS (POSTSEASON):**

2016 IND: 16/16
 2015 IND: 13/13
 2014 IND: 16/16 (3/3)
 2013 IND: 16/16 (2/2)
 2012 IND: 16/16 (1/1)
 2011 IND: 12/12
TOTAL: 89/89 (6/6)

GETTING TO KNOW ANTHONY CASTONZO**Favorite team and/or athlete outside of football:**
Chicago Bulls**Favorite music:** Anything but country**Hobbies outside of football:** Cooking, eating and anything with food. Also movies.**Favorite food:** Mom's Sunday red gravy**Favorite movie:** *The Godfather: Part II***What's the one thing you couldn't live without:**
Water

62
T

Le'RAVEN CLARK**6-5 • 311 • TEXAS TECH****NFL EXP:** 2 (2nd Year with Colts)**HOW ACQUIRED:** D3 – 2016 (82nd overall)**BORN:** 4/22/93**GP/GS (POSTSEASON):** 8/3 (0/0)**CAREER TRANSACTIONS:**

- Selected by the Colts in the third round (82nd overall) of the 2016 NFL Draft.

2016 (COLTS):

- Competed in eight games and started three contests at right tackle in his rookie season. Was part of an offensive line that assisted Frank Gore in rushing for the team's first 1,000-yard season since 2007.
- Made his NFL debut in a Week 1 loss against Detroit (9/11) and saw action on special teams.
- Made his first career NFL start at right tackle in a Week 15 victory at Minnesota (12/18). Opened lanes for the Colts to total 161 net rushing yards, including 101 from Frank Gore. Provided time for Andrew Luck to throw for 250 yards and two touchdowns.
- Started at right tackle in a Week 16 loss at Oakland (12/24) and was part of an offensive line that did not allow a sack for the second consecutive week. Blocked for Andrew Luck who threw for 288 yards and two touchdowns.
- In a Week 17 victory against Jacksonville (1/1/17), started at right tackle and provided time for Andrew Luck to throw for 321 yards and two touchdowns as Frank Gore eclipsed 1,000 rushing yards for the season.

COLLEGE:

- Anchor of the Red Raider offensive line that started all 51 games of his four-year collegiate career.

FURNITURE HANDYMAN

In his spare time, Le'Raven Clark is skilled in making furniture. Some of his more recent pieces include a horseshoe side table and a coffee table.



- Earned Second Team All-America honors from CBS Sports following his senior season.
- Was tabbed a three-time All-Big 12 first-team selection by The Associated Press in each of his three seasons playing at left tackle from 2013-15.
- In 2015, served as one of five team captains and started all 13 games at left tackle en route to earning Second Team All-America honors from CBS Sports.
- Was named a First Team All-Big 12 choice for the third consecutive season by the league's coaches, ESPN and The Associated Press.
- Started 12 games at left tackle in 2014, helping to pave the way for Texas Tech's first 1,000-yard rusher (DeAndre Washington) since 2008.
- Earned All-Big 12 first-team honors for the second straight year.
- Moved over to left tackle from the right guard position in 2013 and started all 13 games there.
- Earned First Team All-Big 12 honors from The Associated Press and All-Big 12 second-team honors from the league's coaches in 2013.
- Played guard his freshman year in 2012 and earned First Team Freshman All-America honors from the Football Writers Association of America.
- Started 13 games at right guard and was part of an offensive line that helped pave the way for Red Raider running backs to rush for 1,674 yards during the regular season.

- Redshirted his initial collegiate season in 2011 and was a member of the scout team.

PERSONAL:

- Attended Rockdale (Texas) High School where he was named an Under Armour All-American.
- Ranked as a four-star prospect by *Scout.com* and a three-star recruit by *Rivals.com* and *ESPN.com*.
- Tabbed an all-state selection as a senior.
- Earned District 23-3A honors on both the offensive and defensive lines his junior and senior years.
- Visted Kokomo, Ind. following tornadoes that hit the area in 2016, met with locals and helped load donated food working with the Red Cross.
- Volunteered his time at the team's Hometown Huddle event and participated in fitness activities with kids.
- Read books to local elementary students as part of the Colts Day in Schools event.
- Assisted with the Colts Hunger Relief event and packed meals during the Million Meal Marathon.
- Majored in general studies at Texas Tech.
- A native of Rockdale, Texas.

CAREER GP/GS (POSTSEASON):

2016 IND: 8/3

TOTAL: 8/3

GETTING TO KNOW Le'RAVEN CLARK

Favorite team and/or athlete outside of football: Team USA and Rodney Brown

Favorite musician and/or song: Lil Boosie

Hobbies outside of football: Fishing, hunting and furniture making

What is something interesting about you that most people may not know: I make furniture

Favorite food: Cornbread and milk

Favorite vacation spot: My home of Rockdale, Texas

If you could have lunch with three people, living or dead, who would they be: Bill Dance, Bernie Mac and Red Foxx

Favorite movie: *Forrest Gump*

What's the one thing you couldn't live without: Football



64
T

FAHN COOPER

6-5 • 311 • MISSISSIPPI

NFL EXP: 1 (1st Year with Colts)

HOW ACQUIRED: FA – 2017

BORN: 4/30/93

GP/GS (POSTSEASON): 0/0 (0/0)

CAREER TRANSACTIONS:

- Signed by the Colts as a free agent on February 27, 2017.
- Released from the San Francisco 49ers practice squad on November 15, 2016.
- Signed to the 49ers practice squad on September 4, 2016.
- Released by the 49ers on September 3, 2016.

- Selected by the 49ers in the fifth round (174th overall) of the 2016 NFL Draft.

2016 (49ERS):

- Spent the first 10 weeks of the season on the 49ers practice squad.



ADMINISTRATION

COACHING STAFF

FOOTBALL OPERATIONS

BUSINESS OPERATIONS

PLAYERS

2016 SEASON IN REVIEW

COLTS HISTORY

RECORDS

COLTS IN THE COMMUNITY

COLLEGE:

- Started in 26 games during his two-year collegiate career at Mississippi.
- In 2015, started all 13 games, seven at left tackle and six at right tackle.
- Was the Kent Hull Trophy winner as Mississippi's college offensive lineman of the year.
- Helped an offense that led the SEC in scoring (40.8 ppg.), total offense (517.8 ypg.) and passing offense (334.7 ypg.).
- Was a midseason All-SEC choice according to *ESPN.com*.
- In 2014, started in all 13 games (13 starts), 11 at right tackle and two at left tackle.
- Earned his first letter against Boise State on August 28, 2014.
- Paved the way for 554 total yards and 56 points against No. 1 ranked Alabama on October 4, 2014.
- In 2013 he played at the College of DuPage, where he earned Second Team NJCAA All-America honors.

- In 2012, started all 13 games at Bowling Green during his redshirt freshman year.
- Contributed to an offensive line that blocked for an average of 153.4 rushing yards per game.
- In 2011, redshirted as a true freshman.

PERSONAL:

- Graduated from Crystal Lake (Ill.) High School and helped his team finish 11-1 and advance to the state quarterfinals as a senior.
- Named to the *Northwest Herald* and *Daily Herald* all-area teams as a senior.
- Majored in general studies.
- Made the U.M.A.A. Honor Roll for Spring of 2015.

CAREER GP/GS (POSTSEASON):

2016 SF: 0/0

TOTAL: 0/0**GETTING TO KNOW FAHN COOPER****Favorite team and/or athlete outside of football:**

Chicago Bulls and my favorite player is Anthony Davis

Favorite musician and/or song: Steel Pulse**Hobbies outside of football:** Video games and movies**What is something interesting about you that most people may not know:**

I like 80s music in addition to other music like Howard Jones, Kiss and Pink Floyd.

Favorite food: I like Jamaican food like jerk chicken**Favorite vacation spot:** Whenever I get free time I like to go to Oxford, Mississippi**If you could have lunch with three people, living or dead, who would they be:** Dr. Martin Luther King, Jr., Mahatma Gandhi and Jimi Hendrix**Favorite movie:** *Silence of the Lambs*, *L.A. Confidential* and *Pulp Fiction***What's the one thing you couldn't live without:** My family**21**
CB**VONTAE DAVIS****PRO BOWL**
2 (2014-15)**5-11 • 207 • ILLINOIS****NFL EXP:** 9 (6th Year with Colts)**HOW ACQUIRED:** T – 2012 (MIA)**BORN:** 5/27/88**GP/GS (POSTSEASON):** 115/107 (6/5)**CAREER TRANSACTIONS:**

- Acquired by the Colts in a trade with the Miami Dolphins in exchange for a second round pick and a conditional late-round pick in the 2013 NFL Draft on August 26, 2012.
- Selected by the Dolphins in the first round (25th overall) of the 2009 NFL Draft.

PRO CAREER:

- Selected to consecutive Pro Bowls in 2014 and 2015.
- Established a career-high and led the Colts with 18 passes defended in 2014 and did not allow a single touchdown in coverage all season.
- Has registered four consecutive seasons with at

SINGLE-GAME HIGHS**TACKLES: 9 at HOU** (12/16/12)**SACKS: 1.0, two times** (Last: vs. TEN 12/9/12)**FF: 1, three times** (Last: at TEN 12/28/14)**FR: 1 at TEN** (12/28/14)**INT: 2, two times** (Last: vs. HOU 12/30/12)**PD: 4 vs. CIN** (10/19/14)

least 10 passes defended. Is one of seven current players to accomplish that feat. The four consecutive seasons are tied for the fourth-longest active streak in the NFL.

- Named AFC Defensive Player of the Week after recording two interceptions against the Houston

Texans on December 30, 2012.

- Led the Dolphins with four interceptions in 2009 and 2011.
- In 2009, became Miami's first rookie to lead the team in interceptions since safety Louis Oliver had four in 1989. Was one of only two rookie cornerbacks ever to lead the Dolphins in interceptions, along with Lloyd Mumphord, who had five in his rookie season in 1969.
- Was named to the 2014 USA Football All-Fundamentals Team, which recognizes NFL players who employ proper technique, particularly when blocking and tackling, which fosters better on-field performance and advances player safety.
- Was named the 2015 Week 5 NFLPA Community MVP for three community events he took part in all in the same week benefiting local disadvantaged youth.

2016 (COLTS):

- Started all 14 games he played in at right cornerback and compiled 41 tackles (34 solo), one interception and a team-leading 10 passes defended.
- Started at right cornerback in a Week 4 loss at Jacksonville (10/2) and registered four tackles (two solo) and two passes defended.
- In a Week 6 loss at Houston (10/16), started at right cornerback and tallied five tackles (four solo), one interception and two passes defended. Recorded his first interception of the season when he picked off Brock Osweiler in the third quarter. The takeaway gave the Colts the ball in the red zone setting up a touchdown.
- Finished with five solo tackles starting at right cornerback in a Week 7 win at Tennessee (10/23).
- Started at right cornerback in a Week 16 loss at Oakland (12/24) and finished with five solo tackles and one pass defended.
- Posted four tackles (three solo) and three passes defended starting at right cornerback in a Week 17 victory against Jacksonville (1/1/17).

2015 (COLTS):

- Named to his second career Pro Bowl after starting all 16 games for the second time in his career and posting 50 tackles (38 solo), four interceptions and

a team-leading 16 passes defended.

- In a Week 1 loss at Buffalo (9/13), started at right cornerback and finished with one pass defended. Primarily defended Bills wide receiver Sammy Watkins who did not finish with a reception.
- Finished with four tackles (three solo) and two passes defended starting at right cornerback in a Week 3 victory at Tennessee (9/27).
- In a Week 7 loss against New Orleans (10/25), started at right cornerback and logged six tackles (four solo), one interception and two passes defended. Grabbed his first interception of the season and the 18th of his career when he picked off Drew Brees in the end zone to prevent a potential touchdown.
- Tallied two tackles, one interception and two passes defended starting at right cornerback in a Week 8 overtime loss at Carolina (11/2). Grabbed an interception in the second quarter giving the Colts possession at their own 27-yard line. The interception was the second in as many games and the 19th of his career.
- Compiled five tackles (three solo) and two passes defended starting at right cornerback in a Week 11 win at Atlanta (11/22).
- In a Week 15 loss against Houston (12/20), started at right cornerback and tallied five tackles (four solo), one interception and two passes defended.

Recorded an interception on Houston's opening drive of the game in the red zone to stall a potential score. It was his third pick of the season and the 20th of his career.

- Started at right cornerback in a Week 16 win at Miami (12/27), his 100th career game, and totaled five tackles (four solo), one interception, 1.0 tackle for loss and one pass defended. Intercepted Ryan Tannehill in the end zone to stall a potential Dolphins first quarter scoring drive. The interception was his fourth of the season and his second in as many games.

2014 (COLTS):

- Started all 15 games he competed in at right cornerback and totaled 44 tackles (38 solo), a career-high and team-leading 18 passes defended, four interceptions, two forced fumbles and one fumble recovery.
 - Earned his first career Pro Bowl selection.





- Compiled three tackles, one interception and one pass defended starting at cornerback in a Week 3 win at Jacksonville (9/21). The interception was his first of the season and the 14th of his career.
- Posted four tackles, one interception and two passes defended starting at cornerback in a Week 5 win against the Ravens (10/5). The interception was Davis' second of the season and led to a Colts touchdown in the third quarter. The 29-yard interception return was the longest of his career. Was part of a secondary that allowed only 197 net passing yards.
- In a Week 6 win at Houston (10/9), tallied five tackles, one pass defended and one forced fumble. He forced an Andre Johnson fumble in the fourth quarter, which was recovered by safety Mike Adams.
- Started at right cornerback in a Week 7 victory against Cincinnati (10/19) and tallied three tackles and a regular season single-game career-high four passes defended. Was part of a secondary that allowed only 135 net yards in the shutout win.
- Compiled three tackles, one interception and two passes defended starting at right cornerback in a Week 12 victory against Jacksonville (11/23). Recorded his third interception of the season when he picked off Blake Bortles on the Jaguars opening offensive possession of the game. Davis registered a career-long 42-yard return, setting up a Colts field goal.
- Started at right cornerback in a Week 15 win against Houston (12/14) and contributed with three tackles, one interception and two passes defended. With his interception, he matched his single-season career-high of four which he set in 2009 and 2011 with Miami.
- In a Week 17 victory at Tennessee (12/28), started at right cornerback and registered three tackles while contributing with one forced fumble and one fumble recovery. He set a new single-season high with his second forced fumble of the season and his recovery was the first of his career. Was part of a secondary that limited the Titans to 50 net passing yards.
- Started at right cornerback in the team's AFC Wild Card Playoff win against Cincinnati (1/4/15). Finished the game with four solo tackles, 1.0 tackle for loss and one pass defended.
- In the team's AFC Divisional Playoff victory at Denver (1/11/15), tied for the lead in the secondary with eight tackles (seven solo) and added a career postseason high five passes defended. The five passes defended were the most in an NFL postseason game dating back to Jan. 18, 2004 (Ricky Manning, Jr., five).
- Started at right cornerback in the team's AFC Championship Game loss at New England (1/18/15) and finished with four solo tackles and one pass defended.

2013 (COLTS):

- Started all 16 games at right cornerback and totaled 48 tackles (42 solo), one interception and 12 passes defended.

QUICK HITS

Davis did not allow a touchdown in all of 2014, earning his first career Pro Bowl selection. He tied for third in the NFL with 18 passes defended and in the team's AFC Divisional Playoff win at Denver, posted five passes defended, which was tied for the third-most in an NFL playoff game dating back to 1994. In 2015, he led the Colts and ranked tied for 11th in the NFL with 16 passes defended. He also ranked sixth on the team with 50 tackles and contributed with four interceptions.

In 2009, Davis became Miami's first rookie to lead the team in interceptions since safety Louis Oliver had four in 1989. He was one of only two rookie cornerbacks ever to lead the Dolphins in interceptions, along with Lloyd Mumphord, who had five in his rookie season in 1969.

- Totaled three tackles, one interception and two passes defended starting at cornerback in the team's Week 4 win at Jacksonville (9/29). The interception was his first of the season and the 13th of his career. Was part of a secondary that totaled three interceptions and held the Jaguars to 165 net passing yards.
- Finished with seven tackles (five solo) in the team's Week 6 loss at San Diego (10/14).
- Turned in an impressive performance in a Week 7 victory against Denver (10/20). Recorded five tackles (four solo) and two passes defended. Was part of a secondary that held the Broncos and quarterback Peyton Manning to 2013 single-game first half lows in net yards (134) and net passing yards (101).
- In a Week 12 loss at Arizona (11/24), finished with four tackles and one pass defended.
- In a Week 16 victory at Kansas City (12/22), finished with three solo tackles and two passes defended. Was part of a secondary that held the Chiefs to 132 net passing yards.
- Started at right cornerback during the team's AFC Wild Card Playoff win against Kansas City (1/4/14) and posted three solo tackles.
- Finished with one tackle during the team's AFC Divisional Playoff loss at New England (1/11/14).

2012 (COLTS):

- Started all 10 games he played in and compiled 53 tackles (40 solo), seven passes defended, three interceptions and 1.0 sack.
- Started his first game as a member of the Colts at left cornerback against Chicago (9/9). Finished the game with five tackles.
- Finished with seven tackles (five solo) against Minnesota (9/16).
- Returned from an ankle injury to start at right cornerback at Detroit (12/2) and finished the game with six solo tackles, 1.0 tackle for loss and one pass defended.
- Finished with eight tackles (seven solo), contributed

with his first sack of the season and added one pass defended against Tennessee (12/9).

- Led the secondary with nine solo tackles at Houston (12/16). His nine tackles marked a season-high.
- Intercepted his first pass as a member of the Colts when he picked off Brady Quinn in the end zone to stall a potential Chiefs touchdown at Kansas City (12/23). It was the second interception of the game for the Colts and the 10th of Davis' career. Finished the game with six tackles and two passes defended.
- Named AFC Defensive Player of the Week after tallying two interceptions against Houston (12/30). His first interception led to a Colts touchdown and his second allowed the Colts to run the clock out for the victory. Also contributed with five solo tackles and three passes defended.
- Started at right cornerback in his first career playoff game and contributed with one tackle and a team-high three passes defended at Baltimore (1/6/13).

2011 (DOLPHINS):

- Started all 12 games in which he played, finishing the season with 43 tackles (39 solo) and a team-leading four interceptions for 60 yards and nine passes defended.
- Also contributed with 1.0 sack.
- Finished tied for second on the team in tackles with six stops against Houston (9/18) despite missing some of the game with a hamstring injury.
- Finished tied for second on the team in tackles with six stops vs. the New York Jets (10/17).
- Had four tackles and one interception against Washington (11/13), picking off a Rex Grossman pass and returning it 28 yards.

- Finished second on the team in tackles with five stops and had one interception at Dallas (11/23), picking off a Tony Romo pass and returning it 25 yards.
- Had four tackles including his first career sack against Oakland (12/4), tackling Raiders quarterback Carson Palmer for a seven-yard loss.
- Had five tackles and two interceptions at Buffalo (12/18), picking off Bills quarterback Ryan Fitzpatrick twice for a total of seven return yards, marking his first career game of two-or-more interceptions.
- Inactive four games, with three of those due to a hamstring injury.

2010 (DOLPHINS):

- Started 15-of-16 games, finishing the season with 51 tackles (43 solo), a team-leading 12 passes defended and one interception.
- Had six tackles and two passes defended at Minnesota (9/19), including an interception, picking off a Brett Favre pass.
- Matched against Patriots wide receiver Randy Moss the majority of the game against New England (10/4) and helped hold Moss without a catch for only the fifth time in his career.
- Had seven tackles and one pass defended at Baltimore (11/7).
- Competed against Titans wide receiver Randy Moss the majority of the game against Tennessee (11/14) and helped hold Moss to one catch for 26 yards.
- Finished tied for second on the team in tackles with four stops against Cleveland (12/5).

2009 (DOLPHINS):


- Started nine games and finished the season with 48

BROTHERLY LOVE

Vontae was originally selected by the Miami Dolphins in the first round (25th overall) of the 2009 NFL Draft. His brother, Vernon, played tight end at Maryland and was the sixth overall pick in the 2006 NFL Draft by the San Francisco 49ers. They are one of eight sets of brothers to both be first round NFL draft choices since 1990.

LIST OF BROTHERS WHO WERE FIRST ROUND NFL DRAFT CHOICES SINCE 1990

- Stan Thomas (1991, 22nd Overall, Chicago)
- Robert Thomas (2002, 31st Overall, St. Louis)
- Peyton Manning (1998, 1st Overall, Indianapolis)
- Eli Manning (2004, 1st Overall, San Diego)
- Stockar McDougle (2000, 20th Overall, Detroit)
- Jerome McDougle (2003, 15th Overall, Philadelphia)
- Marcus Trufant (2003, 11th Overall, Seattle)
- Desmond Trufant (2013, 22nd Overall, Atlanta)
- Vernon Davis (2006, 6th Overall, San Francisco)**
- Vontae Davis (2009, 25th Overall, Miami)**
- Chris Long (2008, 2nd Overall, St. Louis)
- Kyle Long (2013, 20th Overall, Chicago)
- Maurkice Pouncey (2010, 18th Overall, Pittsburgh)
- Mike Pouncey (2011, 15th Overall, Miami)
- J.J. Watt (2011, 11th Overall, Houston)
- T.J. Watt (2017, 30th Overall, Pittsburgh)





ADMINISTRATION

COACHING STAFF

FOOTBALL OPERATIONS

BUSINESS OPERATIONS

PLAYERS

2016 SEASON IN REVIEW

COLTS HISTORY

RECORDS

COLTS IN THE COMMUNITY

tackles (44 solo) to go along with 11 passes defended and a team-leading four interceptions that he returned for a total of 64 yards with one touchdown.

- Became the first Dolphins rookie to lead the team in interceptions since safety Louis Oliver had four in 1989.
- One of only two rookie cornerbacks ever to lead the Dolphins in interceptions, along with Lloyd Mumphord, who had five in his rookie season in 1969.
- His four interceptions ranked tied for fifth all-time among Dolphins rookies.
- Made his Dolphins and NFL debut in a reserve role at Atlanta (9/13).
- Had two tackles and one interception against Buffalo (10/4), picking off a Trent Edwards pass and returning it 23 yards for a touchdown, marking both his first NFL interception and his first NFL touchdown.
- Made his first career NFL start and had six tackles and two passes defended against the New York Jets (11/1).
- Had six tackles and two passes defended at New England (11/8), including an interception, picking off a Tom Brady pass and returning it 15 yards.
- Had three tackles and one interception against New England (12/6), picking off a Tom Brady pass in the end zone for a touchback.
- Had three tackles, one pass defended and one interception at Tennessee (12/20), coming when he picked off a Vince Young pass in the first series of the game and returned it 26 yards.
- Finished second on the team in tackles with six stops and added two passes defended against Houston (12/27).

COLLEGE:

- Started 34-of-36 games played as a three-year starter at Illinois and posted career statistics of 206 tackles (139 solo), seven interceptions, three forced fumbles, two fumble recoveries and 22 passes defended.
- Added nine kickoff returns for 215 yards (23.9 avg.) and returned a blocked punt for a touchdown.
- Started 11-of-12 games as a junior in 2008 and was named a consensus All-Big Ten Conference first-team selection after he posted a career-high 78 tackles (53 solo) and tied for second in the conference with three forced fumbles to go along with two interceptions, eight passes defended and a fumble recovery.
- Started all 12 games as a sophomore in 2007 and was the only sophomore semifinalist for the Jim Thorpe Award.
- Selected All-Big Ten Conference first-team by the league's coaches and earned second-team honors from the media.
- Recorded 76 tackles (56 solo) and ranked sixth in

the league with eight passes defended and four interceptions.

- Blocked two punts for 31 yards in returns, including a touchdown and added 116 yards on four kickoff returns (29.0 avg.).
- Started 11-of-12 games in which he played as a freshman in 2006 and was honored as a Freshman All-America selection by *Sporting News*, *Scout.com* and *Rivals.com*.
- Earned honorable mention All-Big Ten Conference honors by both the coaches and the media.
- Named the team's Rookie of the Year.
- Recorded 52 tackles (30 solo), an interception, a fumble recovery and six passes defended.
- Majored in speech communications.

PERSONAL:

- Attended Dunbar Senior High School in Washington, D.C.
- Selected as a *PrepStar* All-America choice and Washington, D.C. Gatorade Player of the Year.
- Rated the top recruit in the Washington, D.C. area.
- Was named to the *Washington Post* All-Metro team, in addition to picking up DCIAA West first-team all-conference honors.
- Had eight interceptions and 38 solo tackles as a senior, while adding 25 receptions for 612 yards and recording over 1,000 all-purpose yards.
- Led Dunbar High to a 9-2 record and a win in the Turkey Bowl, the DCIAA city championship game.
- Also lettered in track.
- Donated \$25,000 at the 2016 ChuckStrong Gala for cancer research at the IU/Simon Cancer Center.
- Is a Colts Community Ticket Block sponsor and donates 10 tickets to each game.
- Distributed Thanksgiving meals with his defensive back teammates during the Colts Hunger Relief event in 2016.
- In 2015, helped Waterboys raise \$45,000 per team to build a well in East Africa as part of an NFL initiative.
- In 2012, supported Operation HOPE's Banking On Our Future (BOOF) and the Entrepreneurship Training Program at the HOPE Financial Dignity Center in Washington, D.C.
- Hosted holiday shopping events for underserved children in 2015 and 2016 and participated in the Shop with a Colt holiday event as well.
- Was a host for the Hands of Hope holiday shopping event, which benefitted foster children.
- Born in Washington, D.C.

CAREER REGULAR SEASON STATISTICS

Year	GP	GS	Solo	Asst.	Total	Sacks	PD	FF	FR	INT	Yds	Avg.	LG	TD
2016 IND	14	14	34	7	41	0.0	10	0	0	1	0	0.0	0	0
2015 IND	16	16	38	12	50	0.0	16	0	0	4	6	1.5	6	0
2014 IND	15	15	38	6	44	0.0	18	2	1	4	72	18.0	42	0
2013 IND	16	16	42	6	48	0.0	12	0	0	1	0	0.0	0	0
2012 IND	10	10	40	13	53	1.0	7	0	0	3	26	8.7	26	0
2011 MIA	12	12	39	4	43	1.0	9	0	0	4	60	15.0	28	0
2010 MIA	16	15	43	8	51	0.0	12	1	0	1	0	0.0	0	0
2009 MIA	16	9	44	4	48	0.0	11	0	0	4	64	16.0	26	1
TOTAL	115	107	318	60	378	2.0	95	3	1	22	228	10.4	42	1

CAREER POSTSEASON STATISTICS

Year	GP	GS	Solo	Asst.	Total	Sacks	PD	FF	FR	INT	Yds	Avg.	LG	TD
2014 IND	3	3	15	1	16	0.0	7	0	0	0	0	0.0	0	0
2013 IND	2	1	4	0	4	0.0	0	0	0	0	0	0.0	0	0
2012 IND	1	1	0	1	1	0.0	3	0	0	0	0	0.0	0	0
TOTAL	6	5	19	2	21	0.0	10	0	0	0	0	0.0	0	0

GETTING TO KNOW VONTAE DAVIS

Favorite team and/or athlete outside of football:

Michael Jordan

Favorite musician and/or song: "Closer" by

Goapele

Hobbies outside of football: Basketball

Favorite food: Bison

Favorite vacation spot: Bahamas

If you could have lunch with anybody, living or dead, who would they be: Warren Buffett

Favorite movie: *Lone Survivor*

What's the one thing you couldn't live without:

Massages

15

WR



PHILLIP DORSETT

5-10 • 185 • MIAMI (FL)

NFL EXP: 3 (3rd Year with Colts)

HOW ACQUIRED: D1 – 2015 (29th overall)

BORN: 1/5/93

GP/GS (POSTSEASON): 26/7 (0/0)

CAREER TRANSACTIONS:

- Selected by the Colts in the first round (29th overall) of the 2015 NFL Draft.

2016 (COLTS):

- Competed in 15 games (seven starts) and caught 33 passes for 528 yards and two touchdowns in addition to two carries for 10 yards.
- In a Week 1 loss against Detroit (9/11), led the team with 94 receiving yards on four receptions (23.5 avg.). He contributed with long catches of 51 and 33 yards, which both led to touchdowns on those respective drives.
- Started his first career NFL game at wide receiver and totaled three receptions for 27 yards in a Week 3 win against San Diego (9/25).
- Started at wide receiver in a Week 4 loss at Jacksonville (10/2) and caught one pass for a 64-yard touchdown, the second score of his career.
- In a Week 8 loss against Kansas City (10/30), led the team with five receptions totaling 33 yards.
- Started at wide receiver in a Week 15 victory at Minnesota (12/18) and caught one pass for a 50-yard touchdown. The score gave the Colts a 34-3 advantage in the fourth quarter.
- In a Week 17 victory against Jacksonville (1/1/17), caught four passes for 56 yards, including a long catch of 21 yards.

2015 (COLTS):

- In his first season with the Colts, saw action in 11

SINGLE-GAME HIGHS

REC: 5 vs. KC (10/30/16)

YARDS: 94 vs. DET (9/11/16)

TDS: 1, three times (Last: at MIN 12/18/16)

LG: 64t at JAX (10/2/16)

RUSH: 1, five times (Last: at NYJ 12/5/16)

YARDS: 11 vs. TEN (1/3/16)

TDS: 0

LG: 11 vs. TEN (1/3/16)

- games and totaled 18 receptions for 225 yards and one touchdown while adding three rushes for 17 yards. Also returned two punts and added one kickoff return for 12 yards. Was inactive for five games due to injury.
- In his first career game in a Week 1 loss at Buffalo (9/13), totaled two receptions for 45 yards with a long catch of 29 yards. He also fielded two punts.
 - Caught two passes for 43 yards and one touchdown in a Week 3 victory at Tennessee (9/27). Logged the team's third touchdown of the game on a 35-yard pass from Andrew Luck. The touchdown was the first of Dorsett's NFL career and cut the Titans lead to 27-21. The Colts totaled 98 yards in 12 plays on the scoring drive.
 - In a Week 4 win against Jacksonville (10/4), caught two passes for seven yards and logged his first career rush for four yards. He also returned one kickoff for 12 yards.
 - In a Week 16 win at Miami (12/27), caught two passes for 29 yards, including a long grab of 22 yards.



ADMINISTRATION

COACHING STAFF

FOOTBALL OPERATIONS

BUSINESS OPERATIONS

PLAYERS

2016 SEASON IN REVIEW

COLTS HISTORY

RECORDS

COLTS IN THE COMMUNITY

- In the regular season finale win against Tennessee (1/3/16), caught a season-high four passes for 28 yards.

COLLEGE:

- Played in 45 games (30 starts) at the University of Miami (FL) and tallied 121 receptions for 2,132 yards (17.6 avg.) and 17 touchdowns with a long catch of 79 yards which went for a touchdown. His 23.3 yards per catch average in his final two collegiate seasons was the most in the Football Bowl Subdivision.
- In 2014, his 24.2 yard per catch average ranked second in the nation while his 10 touchdowns led the conference.
- Started all 13 games for the Hurricanes at wide receiver in 2014, earning Second Team All-ACC honors after posting 36 catches for 871 yards (24.2 avg.) and 10 touchdowns. His 24.2 yards per catch average ranked second in the nation, trailing only Ohio State wide receiver Devin Smith.
- Played in eight games with six starts as a junior and finished the year with 13 catches for 272 yards and two touchdowns. Also had two kick returns for 28 yards and nine punt returns for 57 yards.
- Competed in all 12 games at

**QUICK HITS**

In his final season at the University of Miami (FL) in 2014, Dorsett recorded a 24.2 yards per catch average, which ranked second in the nation. His 10 touchdown receptions led the ACC.

- receiver and punt returner in 2012, making 10 starts. Received Third Team All-ACC honors from Phil Steele after leading the team with 842 receiving yards and four touchdowns on five catches. Also recorded 15 punt returns for 85 yards and 11 kick returns for 251 yards.
- Saw action in 12 games as a true freshman, making his first career start against South Florida. Finished the year with 14 catches for 147 yards.

PERSONAL:

- Attended St. Thomas Aquinas High School in Ft. Lauderdale, Fla. and helped lead his team to an undefeated season his senior year, winning the Florida 5-A football championship, as well as finishing first in the Powerade Fab 50 ESPN Rise national poll (top-ranked high school program in the country).
- As a senior, tallied 35 catches for 806 yards and 12 touchdowns.
- Listed as a three-star prospect by *Rivals.com* and ESPN.
- As a junior, had 30 catches for 594 yards and nine touchdowns.
- A native of Ft. Lauderdale, Fla.

CAREER REGULAR SEASON STATISTICS

Year	GP	GS	RECEIVING				LG	TD	RUSHING			
			No.	Yards	Avg.	LG			TD	No.	Yards	Avg.
2016 IND	15	7	33	528	16.0	64t	2	2	10	5.0	7	0
2015 IND	11	0	18	225	12.5	35t	1	3	17	5.7	11	0
TOTAL	26	7	51	753	14.8	64t	3	5	27	5.4	11	0

CAREER REGULAR SEASON RETURN STATISTICS

Year	GP	GS	PR	FC	Yards	Avg.	LG	TD	KR	Yards	Avg.	LG	TD
2016 IND	15	7	0	1	0	0.0	0	0	0	0.0	0	0	0
2015 IND	11	0	2	1	1	0.5	1	0	1	12	12.0	12	0
TOTAL	26	7	2	2	1	0.5	1	0	1	12	12.0	12	0

GETTING TO KNOW PHILLIP DORSETT**Favorite team and/or athlete outside of football:**

Miami Hurricanes

Favorite musician and/or song: Gucci Mane**Hobbies outside of football:** Bowling**What is something interesting about you that****most people may not know:** Like to draw**Favorite food:** Seafood**Favorite vacation spot:** Bahamas**Favorite movie:** *Coming to America***What's the one thing you couldn't live without:**

My cellphone

84

TE

JACK DOYLE



6-6 • 262 • WESTERN KENTUCKY

NFL EXP: 5 (5th Year with Colts)

HOW ACQUIRED: W – 2013 (TEN)

BORN: 5/5/90

GP/GS (POSTSEASON): 63/21 (5/1)

CAREER TRANSACTIONS:

- Claimed off waivers (Tennessee) by the Colts on September 1, 2013.
- Released by the Tennessee Titans on August 31, 2013.
- Signed by the Titans as an undrafted free agent on May 10, 2013.

2016 (COLTS):

- Competed in all 16 games (14 starts) and posted career numbers with single season highs in receptions (59), receiving yards (584) and touchdowns (five). His 59 receptions were the fourth most by a tight end in a single season in franchise history.
- Among players with at least 50 targets, he ranked ninth in the NFL (first among tight ends) with a 78.7 catch percentage.
- In a Week 1 loss against Detroit (9/11) notched three receptions for 35 yards and a single-game career-high two touchdowns. He tied the game with his 16-yard touchdown reception in the fourth quarter. He then gave the Colts a 35-34 advantage with his six-yard score with 37 seconds remaining in the contest.
- Posted six receptions for 65 yards starting at tight end in a Week 3 win against San Diego (9/25).
- Caught four passes for 53 yards and one touchdown in a Week 6 loss at Houston (10/16). Gave the Colts a 10-0 lead in the second quarter with his 22-yard touchdown reception from Andrew Luck. It was his third score of the season as he surpassed his previous season-high of two touchdowns set in 2014. Also contributed with one special teams stop.
- In a Week 7 win at Tennessee (10/23), started at tight end and set career highs with nine receptions and 78 yards. Caught the game winning touchdown on a seven-yard reception from Andrew Luck with 1:55 remaining in the fourth quarter.
- Caught five passes for 61 yards starting at tight end in a Week 9 win at Green Bay (11/6).
- Started at tight end in a Week 17 victory against Jacksonville (1/1/17) and caught two passes for 10 yards and the game-winning touchdown with nine seconds remaining in the game.

2015 (COLTS):

- In 16 games (two starts), caught 12 passes for 72 yards and one touchdown. Also added one special teams tackle.

SINGLE-GAME HIGHS

REC: 9 at TEN (10/23/16)

YARDS: 78 at TEN (10/23/16)

TDS: 2 vs. DET (9/11/16)

LG: 24 at TEN (10/23/16)

RUSH: 0

YARDS: 0

TDS: 0

LG: 0

- Totaled three catches for 32 yards (10.7 avg.) with a long catch of 19 yards in a Week 3 win at Tennessee (9/27).
- Caught two passes for 18 yards and one touchdown in a Week 9 victory against Denver (11/8). Gave the Colts a 17-0 lead in the second quarter with his three-yard touchdown reception from Andrew Luck. It was his first touchdown of the season and the third of his career. Also contributed with one kickoff return for 10 yards.

2014 (COLTS):

- Competed in all 16 games (one start) for the first time in his career and caught 18 passes for 118 yards and two touchdowns. Added six receptions for 23 yards in three postseason contests.
- Posted two receptions for 12 yards and added his first career receiving touchdown in the second quarter of a Week 2 loss against Philadelphia (9/15).
- In a Week 3 victory at Jacksonville (9/21), participated at tight end and posted three receptions for 10 yards.
- Caught one pass for seven yards in a Week 4 win against Tennessee (9/28). Provided a key block on a Colts outside kick attempt that was recovered by wide receiver Griff Whalen in the first quarter.
- Established a career-long catch with a 20-yard reception in the fourth quarter of a Week 7 win against Cincinnati (10/19).
- Finished with two receptions for 23 yards with a long catch of 13 yards in a Week 16 loss at Dallas (12/21).
- Started at tight end in a Week 17 victory at Tennessee (12/28) and set a single-game career-high with four receptions totaling 21 yards. He also added his second career touchdown catch with a one-yard score in the second quarter to give the

ADMINISTRATION

COACHING STAFF

FOOTBALL OPERATIONS

BUSINESS OPERATIONS

PLAYERS

2016 SEASON IN REVIEW

COLTS HISTORY

RECORDS

COLTS IN THE COMMUNITY



ADMINISTRATION

COACHING STAFF

FOOTBALL OPERATIONS

BUSINESS OPERATIONS

PLAYERS

2016 SEASON IN REVIEW

COLTS HISTORY

RECORDS

COLTS IN THE COMMUNITY

Colts a 14-0 lead.

- Caught three passes for nine yards in the team's AFC Wild Card Playoff win against Cincinnati (1/4/15). Also contributed with two special teams tackles.
- In the team's AFC Divisional Playoff victory at Denver (1/11/15), caught three passes for 14 yards.
- Was targeted twice, but did not catch a pass during the team's AFC Championship Game loss at New England (1/18/15).

2013 (COLTS):

- Competed in 15 games (four starts) and compiled five receptions for 19 yards while adding three special teams tackles.
- Was active for his first career NFL game in a Week 2 meeting against Miami (9/15), but did not make a catch.
- In a Week 7 win against Denver (10/20), made his first career NFL reception on a seven-yard pass from quarterback Andrew Luck in the third quarter. Also contributed with one tackle on special teams.
- Made his first career NFL start during the team's Week 9 win at Houston (11/3), but did not register a catch.
- Made a start at tight end during the team's Week 14 loss at Cincinnati (12/8). Finished the game with one reception for eight yards and one special teams tackle.
- Competed in his first career playoff game during the team's AFC Wild Card Playoff victory against Kansas City (1/4/14). Assisted the Colts in rushing for 100 total yards as running back Donald Brown led the team with 55 yards on 11 carries while adding a rushing and receiving touchdown.
- Started his first career postseason contest at tight end during the team's AFC Divisional Playoff loss at New England (1/11/14). Finished with one reception for seven yards. Also participated on special teams and recorded two tackles.

COLLEGE:

- In four seasons at Western Kentucky University, totaled 162 receptions for 1,769 yards and eight touchdowns in 42 games played.
- Finished second on WKU's all-time career receptions list.
- As a senior in 2012, was named First Team All-Sun Belt Conference after

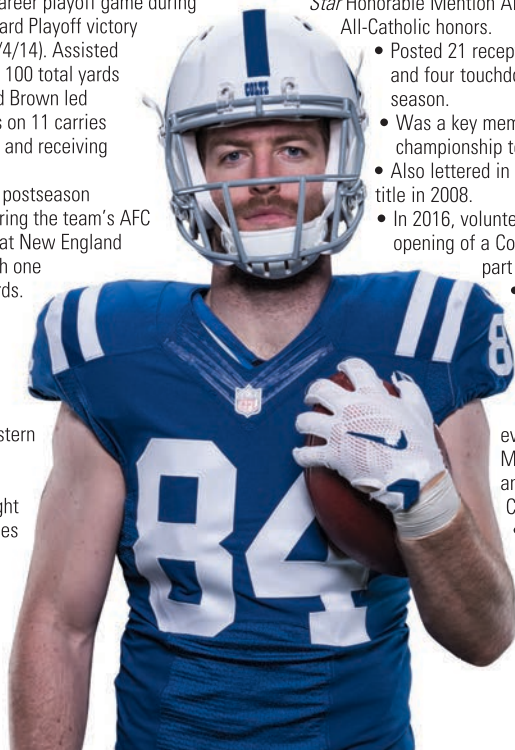
QUICK HITS

Doyle is an Indianapolis native who earned three letters in football at Cathedral High School. He earned Special Selection All-State, Associated Press Honorable Mention All-State, *Indianapolis Star* Honorable Mention All-City and First Team All-Catholic honors.

- setting career highs with 53 receptions and five touchdowns. Also posted 566 receiving yards.
- Led the team in receptions and receiving yards for the second consecutive season.
- Was one-of-eight semifinalists for the John Mackey Award, given annually to the nation's top tight end.
- Helped guide WKU to its first FBS bowl game in school history (Little Caesars Pizza Bowl against Central Michigan).
- As a junior in 2011, named a Second Team All-Sun Belt Conference performer after leading the team and setting career highs in receptions (52) and receiving yards (614) while playing in all 12 regular season games for the first time in his career.

PERSONAL:

- Earned three letters in football at Cathedral High School in Indianapolis.
- Earned Special Selection All-State, Associated Press Honorable Mention All-State, *Indianapolis Star* Honorable Mention All-City and First Team All-Catholic honors.
 - Posted 21 receptions for 400 yards and four touchdowns during his senior season.
 - Was a key member of the 2006 state championship team.
 - Also lettered in rugby, winning a state title in 2008.
 - In 2016, volunteered for the grand opening of a Colts Fitness Park as part of PLAY 60.
- Was a volunteer in the 2014 Gleaners Food Bank Mayor's Day of Service.
- Participated in the Read Across America events at Boone Meadow Elementary and St. Rose of Lima Catholic School.
- Has visited patients at Riley Hospital.
- Majored in physical education.
- A native of Indianapolis.



CAREER REGULAR SEASON STATISTICS

Year	GP	GS	No.	Yards	RECEIVING			No.	Yards	Avg.	RUSHING		
					LG	TD					LG	TD	
2016 IND	16	14	59	584	9.9	24	5	0	0	0.0	0	0	
2015 IND	16	2	12	72	6.0	19	1	0	0	0.0	0	0	
2014 IND	16	1	18	118	6.6	20	2	0	0	0.0	0	0	
2013 IND	15	4	5	19	3.8	8	0	0	0	0.0	0	0	
TOTAL	63	21	94	793	8.4	24	8	0	0	0.0	0	0	

CAREER POSTSEASON STATISTICS

Year	GP	GS	No.	Yards	RECEIVING			No.	Yards	Avg.	RUSHING		
					LG	TD					LG	TD	
2014 IND	3	0	6	23	3.8	8	0	0	0	0.0	0	0	
2013 IND	2	1	1	7	7.0	7	0	0	0	0.0	0	0	
TOTAL	5	1	7	30	4.3	8	0	0	0	0.0	0	0	

SPECIAL TEAMS TACKLES: 11 (2016 - 4, 2015 - 1, 2014 - 3, 2013 - 3)

POSTSEASON SPECIAL TEAMS TACKLES: 4 (2014 - 2, 2013 - 2)

ADDITIONAL STATS: Returned a kickoff 10 yards vs. Denver (11/8/15).
Returned a kickoff 15 yards at Pittsburgh (12/6/15).

GETTING TO KNOW JACK DOYLE

Favorite team and/or athlete outside of football:

Indiana Pacers

Favorite musician and/or song: Eric Church

Hobbies outside of football: Hanging out with family and watching movies

What is something interesting about you

that most people may not know: I grew up in Indianapolis my whole life. Most of my family still lives here.

Favorite food: Pizza

Favorite vacation spot: Anywhere warm with a beach

If you could have lunch with three people, living or dead, who would they be: I would choose four, all four of my grandparents.

Favorite movie: *Forrest Gump*

What's the one thing you couldn't live without: Family

92

OLB



LAVAR EDWARDS

6-4 • 271 • LSU

NFL EXP: 5 (2nd Year with Colts)

HOW ACQUIRED: W – 2016 (CAR)

BORN: 4/29/90

GP/GS (POSTSEASON): 22/1 (0/0)

CAREER TRANSACTIONS:

- Signed by the Colts to a reserve/future contract on January 2, 2017.
- Signed to the Colts practice squad on December 20, 2016.
- Released by the Colts on December 15, 2016.
- Claimed off waivers (Carolina) by the Colts on October 19, 2016.
- Waived by the Carolina Panthers on October 18, 2016.
- Claimed off waivers (Buffalo) by the Panthers on September 4, 2016.
- Waived by the Buffalo Bills on September 2, 2016.
- Signed to the Bills active roster from the Dallas

SINGLE-GAME HIGHS

TACKLES: 2, five times (Last: vs. KC 10/30/16)

SACKS: 1.0, two times (Last: at GB 11/6/16)

FF: 0

FR: 0

INT: 0

PD: 1, two times (Last: vs. SF 9/18/16)

- Cowboys practice squad on December 1, 2015.
- Signed to the Cowboys practice squad on September 29, 2015.

ADMINISTRATION

COACHING
STAFF

FOOTBALL
OPERATIONS

BUSINESS
OPERATIONS

PLAYERS

2016 SEASON
IN REVIEW

COLTS HISTORY

RECORDS

COLTS IN THE
COMMUNITY



ADMINISTRATION

COACHING STAFF

FOOTBALL OPERATIONS

BUSINESS OPERATIONS

PLAYERS

2016 SEASON IN REVIEW

COLTS HISTORY

RECORDS

COLTS IN THE COMMUNITY

- Released by the Chicago Bears on September 25, 2015.
- Signed by the Bears as a free agent on September 16, 2015.
- Released by the Oakland Raiders on September 11, 2015.
- Claimed off waivers (Dallas) by the Raiders on September 7, 2015.
- Waived by the Cowboys on September 6, 2015.
- Signed by Dallas as a free agent on January 23, 2015.
- Released from the Cowboys practice squad on December 10, 2014.
- Signed to the Dallas practice squad on November 3, 2014.
- Released by the Cowboys on November 1, 2014.
- Signed by Dallas as a free agent on October 17, 2014.
- Released by the Cowboys on October 15, 2014.
- Signed by Dallas as a free agent on September 23, 2014.
- Released by the Cowboys on September 20, 2014.
- Acquired by Dallas in a trade with the Tennessee Titans in exchange for a seventh-round pick in the 2015 NFL Draft on August 30, 2014.
- Selected by the Titans in the fifth round (142nd overall) of the 2013 NFL Draft.

2016 (PANTHERS/COLTS):

- With Indianapolis, competed in five games and finished the season with four tackles (three solo), 1.0 sack, 1.0 tackle for loss and two quarterback hits.
- Spent the first half of the season in Carolina and competed in five games, totaling seven tackles (five solo), 1.0 sack, 3.0 tackles for loss, one pass defended and one quarterback hit.
- Notched the first sack of his career against Minnesota (9/25), adding three tackles (two solo).
- Competed in his first game as a member of the Colts in a Week 7 win at Tennessee (10/23) and saw action at linebacker and on special teams.
- Totaled one tackle, 1.0 sack, 1.0 tackle for loss and one quarterback hit in a Week 9 win at Green Bay (11/6). Gave the Colts their first sack of the game when he dropped Aaron Rodgers for a seven-yard loss. The sack led to a Packers field goal.

2015 (BEARS/COWBOYS/BILLS):

- Played in one game against Arizona (9/20) as a member of the Bears prior to being waived.
- Spent nine weeks on the Dallas Cowboys practice squad before being signed to the Buffalo Bills active roster where he was inactive for the last five games.

2014 (COWBOYS):

- Appeared in four games and was inactive for three contests. Recorded one solo tackle.

2013 (TITANS):

- Saw action in seven games (one start), registering nine tackles (five solo), 1.0 tackle for loss and one pass defended.
- Produced his best outing of the season against Kansas City (10/6), posting three tackles (two solo) and one pass defended.

COLLEGE:

- Played in 52 games (15 starts) at LSU, compiling 96 tackles, 20.0 tackles for loss, 10.5 sacks, six quarterback pressures, two forced fumbles, two fumble recoveries, two interceptions, six passes defended and two touchdown returns.
- Made six starts in 13 appearances as a senior in 2012, tying for second on the team with 4.5 sacks and three quarterback pressures while adding 26 tackles, 7.0 tackles for loss, one interception and one pass defended.
- Returned an interception 23 yards for a touchdown in a win against Idaho (9/15).
- Appeared in 14 contests (one start) as a junior in 2011, posting 26 tackles, 4.5 tackles for loss, 1.0 sack, two quarterback pressures, one fumble recovery and two passes defended.
- Started seven-of-13 games played as a sophomore in 2010, totaling 21 tackles, 4.0 tackles for loss, 2.5 sacks, one forced fumble, one fumble recovery, one interception and one pass defended.
- Recovered a fumble against ULM (11/13) and returned it 29 yards for a touchdown.
- Saw action in 12 games (one start) as a redshirt freshman in 2009, recording 23 tackles, 4.5 tackles for loss, 2.5 sacks, one quarterback pressure, one forced fumble and two passes defended.
- Redshirted in 2008.

PERSONAL:

- Attended Desire Street Academy in Gretna, La.
- Totaled 12 touchdown catches as a tight end during his senior campaign.
- Rushed for over 850 yards and 10 touchdowns as a fullback during his junior season.
- Majored in general studies.
- A native of New Orleans.

CAREER REGULAR SEASON STATISTICS

Year	GP	GS	Solo	Asst.	Total	Sacks	PD	FF	FR	INT	Yds	Avg.	LG	TD
2016 CAR/IND	10	0	8	3	11	2.0	1	0	0	0	0	0.0	0	0
2015 CHI	1	0	0	0	0	0.0	0	0	0	0	0	0.0	0	0
2014 DAL	4	0	1	0	1	0.0	0	0	0	0	0	0.0	0	0
2013 TEN	7	1	5	4	9	0.0	1	0	0	0	0	0.0	0	0
TOTAL	22	1	14	7	21	2.0	2	0	0	0	0	0.0	0	0

GETTING TO KNOW LAVAR EDWARDS

Favorite musician and/or song: Lil Wayne

Hobbies outside of football: Video games and bowling

Favorite food: Steak

What is something interesting about you that people may not know: I'm a decent basketball player

Favorite vacation spot: Miami

If you could have lunch with three people, living or dead, who would they be: Aaliyah, Genevieve Diggs and Barack Obama

Favorite Movie: *Money Talks* and *Friday*

What's the one thing you couldn't live without: Air conditioning

41

S



MATTHIAS FARLEY

5-11 • 209 • NOTRE DAME

NFL EXP: 2 (2nd Year with Colts)

HOW ACQUIRED: W – 2016 (ARZ)

BORN: 7/15/92

GP/GS (POSTSEASON): 16/0 (0/0)

CAREER TRANSACTIONS:

- Claimed off waivers (Arizona) by the Colts on September 4, 2016.
- Waived by the Arizona Cardinals on September 3, 2016.
- Signed by the Cardinals as an undrafted free agent on May 2, 2016.

2016 (COLTS):

- Played in all 16 games in his rookie season and posted four tackles while leading the team with 12 special teams stops.
- Notched his first career tackle in the secondary and added one stop on special teams in a Week 2 loss at Denver (9/18).
- In a Week 7 win at Tennessee (10/23), competed on special teams and notched two tackles.
- Participated on special teams in a Week 13 victory at the New York Jets (12/5) and tallied two special teams tackles.
- Posted two tackles at safety in a Week 17 victory against Jacksonville (1/1/17).

COLLEGE:

- Played in 52 games (26 starts) in four seasons at Notre Dame and recorded 192 tackles, 9.5 tackles for loss, 3.5 sacks, eight interceptions, 13 passes defended and one forced fumble.
- Posted 40 or more tackles in all four seasons at Notre Dame.
- Appeared in 13 games (three starts) as a senior in 2015 and collected 41 tackles, one forced fumble, one interception and two passes defended.
- Competed in 13 games (four starts) in 2014 and set career highs with 53 tackles, 6.5 tackles for loss, 3.5 sacks, four interceptions and five passes defended. His four interceptions tied for the team lead and he ranked second on the team in sacks.

SINGLE-GAME HIGHS

TACKLES: 2 vs. JAX (1/1/17)

SACKS: 0.0

FF: 0

FR: 0

INT: 0

PD: 0

- Played in 13 games (eight starts) in 2013 and recorded 49 tackles, two interceptions and five passes defended.
- Moved to safety in 2012 and started a career-high 11-of-13 games in his first year on defense as he finished with 49 tackles, 2.0 tackles for loss and one interception. Helped Notre Dame finish the regular season 12-0 and earn a spot in the BCS National Championship Game.
- Began his collegiate career as a wide receiver and redshirted in 2011.

PERSONAL:

- Led Christian High School in Charlotte, N.C. to the 2010 North Carolina Independent Schools Athletic Association state football title.
- Selected to the NCISAA Division I All-State team as a wide receiver by the *Charlotte Observer* following his senior season in 2010.
- Did not start playing football until his junior year of high school. He played soccer his first two years.
- Ranked No. 18 on the *MaxPrep* Top 25 Safeties list.
- Tabbed a first-team all-conference choice at wide receiver in 2010 by the *Charlotte Observer*.
- Named to the 2010 All-Mecklenburg First Team by the *Charlotte Observer* as a defensive back after totaling 39 tackles and two interceptions.
- Registered 49 tackles and one interception during

ADMINISTRATION

COACHING
STAFF

FOOTBALL
OPERATIONS

BUSINESS
OPERATIONS

PLAYERS

2016 SEASON
IN REVIEW

COLTS HISTORY

RECORDS

COLTS IN THE
COMMUNITY



ADMINISTRATION

COACHING STAFF

FOOTBALL OPERATIONS

BUSINESS OPERATIONS

PLAYERS

2016 SEASON IN REVIEW

COLTS HISTORY

RECORDS

COLTS IN THE COMMUNITY

his senior season. Had 37 receptions for more than 600 yards and registered 10 touchdowns in 2010.

- Named one of the top 25 players in North Carolina in 2010 by the *Charlotte Observer*.
- Recorded 37 receptions for more than 900 yards and 12 touchdowns as a junior in 2009.
- Helped guide Christian to the state runner-up spot in the North Carolina playoffs as a junior in 2009.
- In 2016, volunteered for several PLAY 60 events, including the Colts Playground Build, Hometown Huddle and Colts Day in Schools.
- During the holidays, volunteered at the team's Shop With a Colt event, as well as Vontae Davis' shopping event. Also sang carols and distributed gifts to patients at Riley Hospital.

- Spent time with breast cancer patients and survivors at the team's Pamper Her Pink event. Also visited with breast cancer patients at Simon Cancer Center for Breast Cancer Awareness.
- Packed meals at the Million Meal Marathon during the team's Hunger Relief event.
- Visited the Humane Society and spent time with shelter dogs and cats.
- Fitted students for new shoes and hats at the team's Cold Feet Warm Shoes event.
- Graduated from Notre Dame in May of 2015, with a degree in film, television and theatre from the College of Arts and Letters.
- A native of Charlotte, N.C.

CAREER REGULAR SEASON STATISTICS

Year	GP	GS	Solo	Asst.	Total	Sacks	PD	FF	FR	INT	Yds	Avg.	LG	TD
2016 IND	16	0	4	0	4	0.0	0	0	0	0	0	0.0	0	0
TOTAL	16	0	4	0	4	0.0	0	0	0	0	0	0.0	0	0

SPECIAL TEAMS TACKLES: 12 (2016 - 12)

GETTING TO KNOW MATTHIAS FARLEY

Favorite team and/or athlete outside of football: Barcelona/Ronaldinho

Favorite musician and/or song: Bob Marley and Dave Matthews

Hobbies outside of football: I take my bird dog hunting and I play the ukulele

Favorite food: Mexican food

Favorite vacation spot: The mountains

Favorite movie: *A Place Beyond the Pines*

What's the one thing you couldn't live without: My family. I have a really big, close family.

34

RB

JOSH FERGUSON



5-10 • 205 • ILLINOIS

NFL EXP: 2 (2nd Year with Colts)

HOW ACQUIRED: FA – 2016

BORN: 5/23/93

GP/GS (POSTSEASON): 16/0 (0/0)

CAREER TRANSACTIONS:

- Signed by the Colts as an undrafted free agent on May 2, 2016.

2016 (COLTS):

- In his rookie season, participated in all 16 games at running back and as a punt and kickoff returner. Finished with 15 carries for 20 yards and added 20 receptions for 136 yards. Returned one punt for no yards and added four kickoff returns for 80 yards. Also posted two special teams tackles.
- In a Week 1 loss against Detroit (9/11), posted one carry for a loss of two yards and added two receptions for 26 yards in his NFL debut.
- Led the team with five receptions totaling 29 yards in a Week 2 loss at Denver (9/18). Also contributed with two carries for seven yards.

SINGLE-GAME HIGHS

ATT: 5 at NYJ (12/5/16)

YARDS: 11 at NYJ (12/5/16)

TDS: 0

LG: 11 at NYJ (12/5/16)

REC: 7 at JAX (10/2/16)

YARDS: 33 at JAX (10/2/16)

TDS: 0

LG: 14, two times (Last: vs. SD 9/25/16)

- Finished with one carry for two yards and added three receptions for 29 yards with a long catch of 14 yards in a Week 3 win against San Diego (9/25).
- In a Week 4 loss at Jacksonville (10/2), tied for the team lead with seven receptions totaling 33 yards, while adding three rushes.

COLLEGE:

- Played in 47 games at Illinois and finished second in school history with 4,474 all-purpose yards. Tallied 505 carries for 2,586 yards and 18 touchdowns, 168 receptions for 1,507 yards and eight touchdowns and 21 kickoff returns for 381 yards.
- Holds the Illinois record for the most career receptions and receiving yards by a running back.
- Ranks in the top 10 in school history in career receptions (third), rushing yards (sixth) and touchdowns (tied for seventh).
- Finished the 2015 season as the only active FBS player with 2,500-plus rushing and 1,500-plus receiving yards in career.
- In 2015, played in nine games and garnered Third Team All-Big Ten honors (by the coaches and media) after registering 129 carries for 708 yards and three touchdowns and 37 receptions for 280 yards and two touchdowns. He was named an Illini team captain and the team's Offensive Player of the Year.
- As a junior in 2014, played in all 13 games (nine starts) and led the team in rushing attempts (146), yards (735) and touchdowns (eight). Finished second on the team in receptions (50) and third in receiving yards (427) and added two receiving touchdowns. Led the team in all-purpose yards (1,162) and scoring (60 points).
- Appeared in 12 games in 2013 and tallied 141 carries for 779 yards and seven touchdowns. Also caught 50 passes for 535 yards and four touchdowns and had two kickoff returns for 37

- yards. Ranked second in the FBS in receiving yards per game by a running back (44.6) and was ninth in the Big Ten in all-purpose yards per game (112.6).
- In 2012, he played in 10 games (six starts) as a redshirt freshman and rushed for 312 yards on 75 carries and had 29 receptions for 251 yards. Also returned 19 kickoffs for 344 yards (18.1 avg.). He led the team with 907 all-purpose yards.
 - As a freshman in 2011, played in the first three games of the season before suffering an injury. Rushed 14 times for 52 yards and caught two passes for 14 yards before receiving a medical hardship waiver.

PERSONAL:

- Attended Joliet (Ill.) Catholic High School and was rated as a three-star recruit by *Rivals.com* and was an All-Midwest selection by *PrepStar*.
- Named a *Chicago Tribune* First Team All-State selection, a *Chicago Sun-Times* All-Area choice, an Illinois High School Football Coaches Association Class 5A All-State selection and a *Champaign News-Gazette* All-State special mention choice.
- Was MVP of the East Suburban Catholic League.
- Named the *Joliet Herald News* Co-MVP and Player of the Year in 2010.
- Totaled 145 carries for 1,868 yards and 25 touchdowns in 2009 as his team finished as the 5A state runner-up.
- Read books to local elementary students as part of the Colts Day in Schools event.
- A kinesiology major.
- A native of Naperville, Ill.

CAREER REGULAR SEASON STATISTICS

Year	GP	GS	No.	RUSHING				RECEIVING				
				Yards	Avg.	LG	TD	No.	Yards	Avg.	LG	TD
2016 IND	16	0	15	20	1.3	11	0	20	136	6.8	14	0
TOTAL	16	0	15	20	1.3	11	0	20	136	6.8	14	0

SPECIAL TEAMS TACKLES: 2 (2016 - 2)

CAREER REGULAR SEASON RETURN STATISTICS

Year	GP	GS	PR	FC	Yards	Avg.	LG	TD	KR	Yards	Avg.	LG
2016 IND	16	0	1	0	0	0.0	0	0	4	80	20.0	24
TOTAL	16	0	1	0	0	0.0	0	0	4	80	20.0	24

ADDITIONAL STATS: Recovered an onside kick at Tennessee (10/23).

GETTING TO KNOW JOSH FERGUSON

Favorite team and/or athlete outside of football:

Chicago Bulls/Steph Curry

Favorite musician and/or song: Isley Brothers

Hobbies outside of football: I love watching movies, especially Quentin Tarantino movies

What is something interesting about you that most people may not know: I used to play the saxophone

Favorite food: Steak

Favorite vacation spot: Miami

If you could have lunch with three people, living or dead, who would they be: Michael Jordan, Warren Buffet and Derek Prince

Favorite movie: *The Dark Knight Rises*

What's the one thing you couldn't live without: My Bible



ADMINISTRATION

COACHING
STAFFFOOTBALL
OPERATIONSBUSINESS
OPERATIONS

PLAYERS

2016 SEASON
IN REVIEW

COLTS HISTORY

RECORDS

COLTS IN THE
COMMUNITY26
S

CLAYTON GEATHERS

6-2 • 220 • CENTRAL FLORIDA

NFL EXP: 3 (3rd Year with Colts)

HOW ACQUIRED: D4 – 2015 (109th overall)

BORN: 6/1/92

GP/GS (POSTSEASON): 24/11 (0/0)

CAREER TRANSACTIONS:

- Selected by the Colts in the fourth round (109th overall) of the 2015 NFL Draft.

2016 (COLTS):

- Started all nine games he played in at safety prior to being placed on Injured Reserve on December 12. Finished with 60 tackles (54 solo), five passes defended, 2.0 tackles for loss and one forced fumble.
- Started at free safety in a Week 3 win against San Diego (9/25) and posted six solo tackles, 1.0 tackle for loss and his first career forced fumble. The forced fumble came on San Diego's second-to-last possession of the game as the Chargers were trying to score a touchdown and take the lead. The ball was recovered by teammate Mike Adams and essentially ended the game.
- In a Week 5 victory against Chicago (10/9), started at safety and compiled a team-leading 10 tackles (nine solo).
- Led the team with eight tackles (six solo) starting at free safety in a Week 8 loss against Kansas City (10/30). Also added 1.0 tackle for loss and one pass defended.
- Started at free safety in a Week 9 win at Green Bay (11/6) and led the team with eight tackles (seven solo) and one pass defended.
- Finished with nine tackles (eight solo) and one pass defended starting at free safety in a Week 11 victory against Tennessee (11/20). Also added one special teams tackle. Stuffed Titans running back DeMarco Murray on a fourth-and-one attempt late in the fourth quarter to help seal the win.
- Placed on Injured Reserve on December 12.

2015 (COLTS):

- Saw action in 15 games (two starts) and compiled 31 tackles (23 solo), one fumble recovery and one pass defended. Also ranked third on the team with eight special teams tackles.
- Finished with two tackles and one pass defended in his first career game during a Week 1 loss at Buffalo (9/13).
- Competed on defense and on special teams in a Week 3 win at Tennessee (9/27). Compiled three special teams stops.

SINGLE-GAME HIGHS

TACKLES: 10 vs. CHI (10/9/16)

SACKS: 0.0

FF: 1 vs. SD (9/25/16)

FR: 1 at JAX (12/13/15)

INT: 0

PD: 1, six times (Last: vs. TEN 11/20/16)

- In a Week 5 win at Houston (10/8), totaled five tackles (four solo) and added one special teams tackle.
- Made his first career NFL start at strong safety in a Week 11 win at Atlanta (11/22) and finished with nine solo tackles and one stop on special teams.
- Started at strong safety in a Week 12 victory against Tampa Bay (11/29) and logged eight tackles (four solo).
- Tallied one tackle and his first career fumble recovery in a Week 14 loss at Jacksonville (12/13). The recovery came off a sack-forced fumble from teammate Mike Adams in the second quarter.

COLLEGE:

- Played in 53 games (52 starts) at Central Florida and totaled 383 tackles (226 solo), 19.0 tackles for loss, three interceptions, five forced fumbles, two fumble recoveries, 1.0 sack and 30 passes defended.
- His 383 career tackles are the third most in school history and his 53 career games played are tied for a school record.
- Named a First Team All-American Athletic Conference selection as a senior. Also served as a team captain his senior year and was named the team's Most Outstanding Defensive Back.
- Was a Second Team All-American Athletic Conference choice as a junior.
- As a team captain in 2014, started all 13 games and notched 97 tackles (58 solo), 6.5 tackles for loss, nine passes defended, one interception, one forced fumble, one fumble recovery and 1.0 sack.
- Was selected as the squad's Most Outstanding Defensive Back.
- In 2013, started all 13 games at strong safety and earned Second Team All-American Athletic Conference honors after totaling 100 tackles (64 solo), 4.5 tackles for loss, two interceptions, two

forced fumbles, one fumble recovery and 10 passes defended.

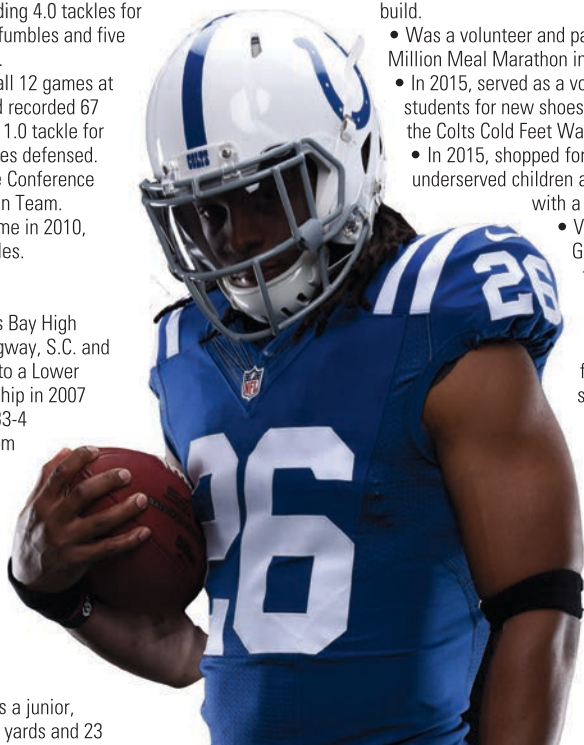
- Was named UCF's Most Improved Defensive Player.
- Started 14 games at strong safety in 2012 and ranked second on the team with 117 tackles while adding 4.0 tackles for loss, two forced fumbles and five passes defended.
- In 2011, started all 12 games at strong safety and recorded 67 tackles (40 solo), 1.0 tackle for loss and six passes defended.
- Was voted to the Conference USA All-Freshman Team.
- Played in one game in 2010, posting two tackles.

PERSONAL:

- Played at Carvers Bay High School in Hemingway, S.C. and helped his team to a Lower State Championship in 2007 and 2008 and a 33-4 overall record from 2007-09.
- Was named an all-state selection as a defensive back in 2009 and as a running back in 2008.
- Was the team's Offensive MVP as a junior, rushing for 1,500 yards and 23

touchdowns while adding four interceptions on defense.

- A three-time all-region pick.
- Played in the Shrine Bowl of the Carolinas.
- In 2015, participated in the Colts annual playground build.
 - Was a volunteer and packed meals for the Million Meal Marathon in 2015.
 - In 2015, served as a volunteer and fitted students for new shoes and hats during the Colts Cold Feet Warm Shoes event.
 - In 2015, shopped for the holidays with underserved children as part of the Shop with a Colt event.
- Volunteered with Gleaners Food Bank for the Mayor's Day of Service and helped pack backpacks with food for local students.
 - Majored in sports and fitness at UCF.
 - Joins five other NFL family members: Jumpy Geathers, Robert Geathers, Sr., Robert Geathers, Jr., Kwame Geathers and Clifton Geathers.



CAREER REGULAR SEASON STATISTICS

Year	GP	GS	Solo	Asst.	Total	Sacks	PD	FF	FR	INT	Yds	Avg.	LG	TD
2016 IND	9	9	54	6	60	0.0	5	1	0	0	0	0.0	0	0
2015 IND	15	2	23	8	31	0.0	1	0	1	0	0	0.0	0	0
TOTAL	24	11	77	14	91	0.0	6	1	1	0	0	0.0	0	0

SPECIAL TEAMS TACKLES: 10 (2016 - 2, 2015 - 8)

GETTING TO KNOW CLAYTON GEATHERS

Favorite musician and/or song: Phil Collins – “In the Air Tonight”

Hobbies outside of football: Playing with RC cars and playing video games, mostly Call of Duty

What is something interesting about you that most people may not know: That I play with RC cars

Favorite vacation spot: Jamaica

If you could have lunch with three people, living or dead, who would they be: James Geathers, Sean Taylor and Dr. Martin Luther King, Jr.

Favorite movie: *The Five Heartbeats*

What's the one thing you couldn't live without: Family



ADMINISTRATION

COACHING
STAFFFOOTBALL
OPERATIONSBUSINESS
OPERATIONS

PLAYERS

2016 SEASON
IN REVIEW

COLTS HISTORY

RECORDS

COLTS IN THE
COMMUNITY**59**
ILB**JEREMIAH GEORGE****5-11 • 234 • IOWA STATE****NFL EXP:** 3 (1st Year with Colts)**HOW ACQUIRED:** FA – 2017**BORN:** 1/24/92**GP/GS (POSTSEASON):** 21/0 (0/0)**CAREER TRANSACTIONS:**

- Signed by the Colts as a free agent on June 15, 2017.
- Waived by the Dallas Cowboys on May 16, 2017.
- Signed to the Cowboys practice squad on September 6, 2016.
- Released by the Tampa Bay Buccaneers on September 3, 2016.
- Signed by the Buccaneers as a free agent on August 30, 2016.
- Released by Tampa Bay on August 28, 2016.
- Claimed off waivers (Jacksonville) by the Buccaneers on September 6, 2015.
- Waived by the Jacksonville Jaguars on September 5, 2015.
- Signed to the Jaguars active roster from the New York Jets practice squad on September 23, 2014.
- Signed to the Jets practice squad on September 2, 2014.
- Released by the New York Jets on September 1, 2014.
- Selected by the Jets in the fifth round (154th overall) of the 2014 NFL Draft.

2016 (COWBOYS):

- Spent the 2016 season on the Cowboys practice squad.

2015 (BUCCANEERS):

- Saw action in 15 games and recorded one tackle and six special teams stops.
- Blocked a punt in Week 16 against the Chicago Bears (12/27).

2014 (JETS/JAGUARS):

- Spent the first three weeks of the season on the Jets practice squad.
- Played in six games for Jacksonville and tallied three tackles (two solo) and three special teams stops.

CAREER REGULAR SEASON STATISTICS

Year	GP	GS	Solo	Asst.	Total	Sacks	PD	FF	FR	INT	Yds	Avg.	LG	TD
2016 DAL														
PRACTICE SQUAD														
2015 TB	15	0	0	1	1	0.0	0	0	0	0	0	0.0	0	0
2014 JAX	6	0	2	1	3	0.0	0	0	0	0	0	0.0	0	0
TOTAL	21	0	2	2	4	0.0	0	0	0	0	0	0.0	0	0

SPECIAL TEAMS TACKLES: 9 (2015 - 6, 2014 - 3)**SINGLE-GAME HIGHS****TACKLES:** 3 at CIN (11/2/14)**SACKS:** 0.0**FF:** 0**FR:** 0**INT:** 0**PD:** 0**COLLEGE:**

- Was a four-year letterman (2010-13) at Iowa State, appearing in 47 games (17 starts).
- Recorded 225 tackles (137 solo) with 3.5 sacks, 16.0 tackles for loss, three forced fumbles, 11 passes defensed and two interceptions.
- Played in all 12 games (eight starts) as a senior co-captain in 2013 and led the Cyclones in tackles (133), tackles for loss (12.0), forced fumbles (three), sacks (3.5) and interceptions (two).
- Led the Big 12 and ranked fourth nationally in tackles per game (11.1).
- Earned First Team All-Big 12 honors and won the Pete Taylor Team Most Valuable Player Award.
- In 2012, played in all 13 games (nine starts) and finished third on the team with 87 tackles (50 solo).

PERSONAL:

- Attended Clearwater (Fla.) High School where, as a senior team captain, he tallied over 150 tackles and led the team in rushing with 512 yards and five touchdowns.
- Finished high school as a three-time Clearwater Defensive MVP and overall team MVP in 2009.
- Was voted the 2009 *St. Petersburg Times*' Pinellas County Defensive Player of the Year.
- Was a pre-liberal studies major at Iowa State.
- Native of Clearwater, Fla.

71

T/G

DENZELLE GOOD



6-5 • 345 • MARS HILL

NFL EXP: 3 (3rd Year with Colts)

HOW ACQUIRED: D7 – 2015 (255th overall)

BORN: 3/8/91

GP/GS (POSTSEASON): 18/14 (0/0)

CAREER TRANSACTIONS:

- Selected by the Colts in the seventh round (255th overall) of the 2015 NFL Draft.

2016 (COLTS):

- Started 10-of-12 games at right guard and blocked for a Colts offense that ranked tied for fifth in the NFL in passing yards per game (262.6), seventh in points scored (397) and 10th in yards per game (364.4). Opened rushing lanes for running back Frank Gore who logged the team's first 1,000-yard rushing season dating back to 2007.
- Started at right guard in a Week 1 loss against Detroit (9/11). Provided time for the Colts offense to generate 450 net yards as quarterback Andrew Luck threw for 385 yards and four touchdowns.
- In a Week 5 victory against Chicago (10/9), started

at right guard and blocked for quarterback Andrew Luck who threw for 322 yards and two touchdowns.

- In a Week 6 loss at Houston (10/16), started at right guard and blocked for Frank Gore who became the team's first 100-yard rusher (106) in 55 consecutive regular season games.
- Blocked for a Colts offense that recorded 422 net yards, starting at right guard in a Week 7 win at Tennessee (10/23). Also provided time for Andrew Luck to throw for 353 yards and three touchdowns.
- In a Week 11 victory against Tennessee (11/20), started at right guard and blocked for an offense that recorded 327 net yards as Andrew Luck threw for 262 yards and two touchdowns.
- In a Week 13 victory at the New York Jets (12/5), started at right guard and blocked for a Colts offense that generated 421 total net yards.

MARS HILL PRODUCT

Denzelle Good participated in the 2015 Super Regional Combine and was one of three players out of the 47 who participated to be drafted. Good became only the third player from Mars Hill to be drafted and the first since 2003 when the Cincinnati Bengals selected linebacker Khalid Abdullah in the fifth round (136th overall).



2015 (COLTS):

- In his rookie season, participated in six games (four starts) at right tackle. Was inactive for 10 contests. Blocked for a Colts offense that totaled 5,142 yards of net offense and assisted running back Frank Gore who posted the most rushing yards in a season for a Colts running back (967) dating back to 2007.
- Started his first career NFL contest at right tackle in a Week 12 victory against Tampa Bay (11/29). Blocked for quarterback Matt Hasselbeck who threw for 315 yards and two touchdowns in the win.
- In a Week 13 loss at Pittsburgh (12/6), started at right tackle and provided time for the Colts offense to net 240 yards.
- Started at right tackle in a Week 14 loss at Jacksonville (12/13) and blocked for a Colts offense that generated 322 net yards.
- In a Week 17 victory against Tennessee (1/3/16), started at right tackle and assisted a Colts offense that compiled 327 net yards and 127 rushing yards.

COLLEGE:

- A two-time First Team All-South Atlantic Conference choice at Mars Hill.
- Did not allow a sack in the three years he competed with the Mountain Lions.
- Was a participant in the 2015 NFL Regional Combine in Baltimore and Super Regional Combine in Arizona.

ADMINISTRATION

COACHING
STAFF

FOOTBALL
OPERATIONS

BUSINESS
OPERATIONS

PLAYERS

2016 SEASON
IN REVIEW

COLTS HISTORY

RECORDS

COLTS IN THE
COMMUNITY



ADMINISTRATION

COACHING
STAFFFOOTBALL
OPERATIONSBUSINESS
OPERATIONS

PLAYERS

2016 SEASON
IN REVIEW

COLTS HISTORY

RECORDS

COLTS IN THE
COMMUNITY

- In 2014, started in 10 games and was a First Team All-SAC selection.
- Blocked for an offense that ranked fourth in the South Atlantic Conference in yards per game (404.9).
- Provided time for quarterback Trent Miller to rank third in the conference averaging 178.1 yards per game while throwing nine touchdowns.
- Earned First Team All-SAC honors for the first time in his collegiate career in 2013.
- Blocked for quarterback Trent Miller who earned SAC Offensive Freshman of the Year honors after totaling 2,757 yards and 23 touchdowns.
- Started in all 10 games on the offensive line in 2012.
- Did not play football in 2011.
- Did not see action as a freshman at N.C. State in 2010.

PERSONAL:

- Played offensive tackle at Gaffney (S.C.) High School and was rated as the No. 5 overall prospect in South Carolina.
- Was a two-time all-region and all-area selection.
- Named to the All-Atlantic Region class of 2009 by *PrepStar*.
- In 2008, was voted a first-team all-state selection

by The Associated Press, Coaches Poll, Media Poll and HSSR Poll.

- Participated in the Shrine Bowl following his senior season.
- Volunteered for the Colts Day in Schools event reading books to elementary students in 2015.
- In 2015, participated in the Colts Humane Society visit and spent time with shelter dogs and cats.
- A native of Gaffney, S.C.

CAREER GP/GS (POSTSEASON):

2016 IND: 12/10

2015 IND: 6/4

TOTAL: 18/14**GETTING TO KNOW DENZELLE GOOD****Favorite team and/or athlete outside of football:**

Miami Heat/LeBron James

Favorite musician and/or song: Lil Wayne**Hobbies outside of football:** Drawing and cooking

What is something interesting about you that most people may not know: I still watch Cartoon Network faithfully

Favorite food: Pizza**Favorite vacation spot:** North Myrtle Beach

If you could have lunch with three people, living or dead, who would they be: My granny, Bob Marley and Michael Jackson

Favorite movie: *Don't Be a Menace to South Central While Drinking Your Juice in the Hood*

What's the one thing you couldn't live without: My family

23

RB

FRANK GORE



PRO BOWL
5 (2006, 09, 11-13)

5-9 • 212 • MIAMI (FL)

NFL EXP: 13 (3rd Year with Colts)

HOW ACQUIRED: UFA – 2015 (SF)

BORN: 5/14/83

GP/GS (POSTSEASON): 180/166 (8/8)

CAREER TRANSACTIONS:

- Signed by the Colts as an unrestricted free agent on March 10, 2015.
- Selected by the San Francisco 49ers in the third round (65th overall) of the 2005 NFL Draft.

PRO CAREER:

- Has been selected to five Pro Bowls (2006, 2009, 2011, 2012 and 2013).
- Has rushed for 13,065 yards, the eighth most in NFL history.

SINGLE-GAME HIGHS

ATT: 31, two times (Last: vs. CLE 10/30/11)

YARDS: 212 vs. SEA (11/19/06)

TDS: 2, 13 times (Last: at GB 11/6/16)

LG: 80t vs. SEA (9/20/09)

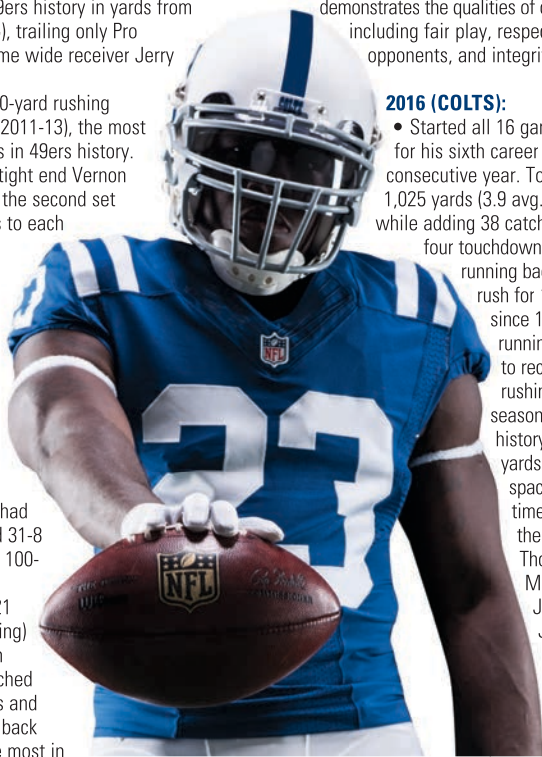
REC: 11 at ARZ (11/25/07)

YARDS: 102 at KC (9/26/10)

TDS: 1, 16 times (Last: vs. HOU 12/11/16)

LG: 55t vs. PHI (9/28/14)

- With 1,025 rushing yards in 2016, he joined Pro Football Hall of Famers Emmitt Smith (11), Curtis Martin (10), Walter Payton (10) and Barry Sanders (10) as the only players in NFL history to rush for 1,000 yards in nine different seasons.
- Rushed for 1,025 yards in 2016 and became the first running back at the age of 33 or older to rush for 1,000 yards since John Riggins in 1984. He joins Riggins (1,239 yards in 1984 at age 35; 1,347 yards in 1983 at age 34), Franco Harris (1,007 yards in 1983 at age 33) and John Henry Johnson (1,048 yards in 1964 at age 35; 1,141 yards in 1962 at age 33) as the only players in NFL history to accomplish that feat at the age of 33 or older.
- Is one-of-four players to rush for 11,000 yards while playing for one team.
- Set an NFL record with 11 consecutive seasons with 1,200-plus yards from scrimmage.
- Surpassed 10,000 career rushing yards on Sept. 7, 2014 and became the 29th player in NFL history to rush for 10,000-or-more yards in a career, and just the 10th player to reach that mark while also playing 10 seasons with one team. He's also one of only two players drafted in the third round or later to rush for 10,000 yards. The other is Pro Football Hall of Famer Curtis Martin.
- Ranks first in 49ers history in rushing yards (11,073), attempts (2,442) and touchdowns (64).
- Ranks second in 49ers history in yards from scrimmage (13,956), trailing only Pro Football Hall of Fame wide receiver Jerry Rice (19,872).
- Logged seven 1,000-yard rushing seasons (2006-09, 2011-13), the most 1,000-yard seasons in 49ers history.
- In 2009, Gore and tight end Vernon Davis became just the second set of 49er teammates to each have at least 13 touchdowns in a season. In 1995, wide receiver Jerry Rice had 17 and running back Derek Loville had 13.
- Since his rookie season in 2005, the 49ers were 41-9-1 when Gore had 20-plus carries and 31-8 when he broke the 100-yard plateau.
- With 23 touches (21 carries, two receiving) at New England on Dec. 16, 2012, reached 2,197 total touches and surpassed running back Roger Craig for the most in



- 49ers history.
- Scored 83 total touchdowns (70 rushing, 12 receiving, one fumble return) while playing in San Francisco, good for the third-most in 49ers history.
- His 13,065 rushing yards since his rookie season in 2005 rank as the most in the NFL during that time span.
- Earned Pro Bowl honors in 2006 after setting single-season franchise records in San Francisco with 312 carries, 1,695 rushing yards, 2,180 total yards from scrimmage and nine 100-yard rushing games.
- Has the most 100-yard rushing games in 49ers history (39). His seven 150-yard performances are also the most in San Francisco franchise history.
- Has the most consecutive 100-yard rushing games (five) in 49ers history.
- Ranks second in San Francisco franchise history in receptions (342) and receiving yards (2,883) by a running back.
- In 2006 and 2010, was named the recipient of the 49ers Bill Walsh Award.
- Set a 49ers single-game rushing record with 212 yards vs. Seattle on November 19, 2006.
- Has started 92 consecutive games at running back, which is the most among all active running backs in the NFL.
- The recipient of the 2016 Art Rooney Sportsmanship Award, which is presented to a player who best demonstrates the qualities of on-field sportsmanship, including fair play, respect for the game and opponents, and integrity in competition.

2016 (COLTS):

- Started all 16 games at running back for his sixth career year and his fifth consecutive year. Totaled 263 carries for 1,025 yards (3.9 avg.) and four touchdowns while adding 38 catches for 277 yards and four touchdowns. Became the first running back age 33 or older to rush for 1,000 yards in a season since 1984. Is one of five running backs in NFL history to record nine 1,000-yard rushing seasons. Started the season ranked 16th in NFL history in all-time rushing yards and moved eight spaces to the eighth all-time position surpassing the likes of Thurman Thomas, Franco Harris, Marcus Allen, Edgerrin James, Marshall Faulk, Jim Brown and Tony Dorsett. Set an NFL record with his 11th consecutive season with 1,200-plus yards from scrimmage.



ADMINISTRATION

COACHING STAFF

FOOTBALL OPERATIONS

BUSINESS OPERATIONS

PLAYERS

2016 SEASON IN REVIEW

COLTS HISTORY

RECORDS

COLTS IN THE COMMUNITY

- In a Week 1 loss against Detroit (9/11), led the team in rushing with 14 carries for 59 yards (4.2 avg.) while adding four receptions for 19 yards. With 59 rushing yards, passed Thurman Thomas (12,074) for the 14th most rushing yards in NFL history
- Led the team in rushing with 13 carries for 44 yards while adding three receptions for 19 yards and one touchdown in a Week 2 loss at Denver (9/18). With 44 yards, Gore passed Franco Harris (12,120) for the 13th most rushing yards in NFL history. With 63 yards from scrimmage, he passed Warrick Dunn (15,306) for the 17th most in NFL history. Brought the Colts within three points with his seven-yard touchdown reception with 4:02 remaining in the fourth quarter. It was his first receiving touchdown since a Dec. 6, 2015 loss at Pittsburgh.
- Started at running back in a Week 3 win against San Diego (9/25) and totaled 21 carries for 82 yards (3.9 avg.) and one touchdown. Posted 70 rushing yards in the first half of play, which is the third-most for a Colts running back in a first half dating back to 2014 (Daniel Herron – 79 on Nov. 30, 2014 and Gore – 72 on Dec. 27, 2015). Gave the Colts a 10-0 lead in the first quarter with his six-yard rushing touchdown. It was his first rushing score of the season and the 71st of his career. With 83 yards from scrimmage, Gore passed Isaac Bruce (15,347) and Eric Dickerson (15,396) for the 16th and 15th most in NFL history.
- In a Week 4 loss at Jacksonville (10/2), started at running back and totaled 16 carries for 68 yards and one touchdown while adding five receptions for 27 yards. With 68 rushing yards, passed Marcus Allen (12,243), Edgerrin James (12,246) and Marshall Faulk (12,246) for the 12th, 11th and 10th-most rushing yards in NFL history. With 16 carries, passed Steven Jackson (2,764) for the 16th most in NFL history and with 95 yards from scrimmage, passed Randy Moss (15,451) for the 14th most in NFL history. Talled the team's first touchdown of the game at the 14:48 mark of the fourth quarter to cut the Jaguars lead to 23-13. The score marked the first time he scored at least one touchdown (rushing or receiving) in three consecutive games since Nov. 25 – Dec. 9, 2012.
- Talled 14 carries for 75 yards and added one reception for four yards in a Week 5 victory against Chicago (10/9). With 75 rushing yards, passed Jim Brown (12,312) for ninth place on the NFL's all-time rushing yardage list.
- Started at running back in a Week 6 loss at Houston (10/16) and tallied 22 carries for 106 yards and added one catch for two yards. With 106 yards, registered the team's first 100-yard rushing performance in 55 regular season games. With 108 scrimmage yards, passed Edgerrin James (15,610) and Tiki Barber (15,632) for the 13th and 12th most in NFL history.
- In a Week 7 win at Tennessee (10/23), started at running back and led the Colts in rushing with 61 yards on 17 carries while adding five catches for

QUICK HITS

Gore has been selected to five Pro Bowls (2006, 2009, 2011, 2012 and 2013) and is one of only five players in NFL history to have at least nine 1,000-yard rushing seasons.

Gore has rushed for 13,065 yards, the eighth most in NFL history.

With 1,025 rushing yards in 2016, he joined Pro Football Hall of Famers Emmitt Smith (11), Curtis Martin (10), Walter Payton (10) and Barry Sanders (10) as the only players in NFL history to rush for 1,000 yards in nine different seasons.

With a 1,000-yard season in 2016, Gore became the first running back at the age of 33 or older to rush for 1,000 yards since John Riggins in 1984. He joins Riggins (1,239 yards in 1984 at age 35; 1,347 yards in 1983 at age 34), Franco Harris (1,007 yards in 1983 at age 33) and John Henry Johnson (1,048 yards in 1964 at age 35; 1,141 yards in 1962 at age 33) as the only players in NFL history to accomplish that feat at the age of 33 or older.

Set an NFL record with 11 consecutive seasons with 1,200-plus yards from scrimmage.

Following his 10-year career with San Francisco, Gore ranks first in 49ers history in rushing yards (11,073), attempts (2,442) and touchdowns (64) and ranks second in yards from scrimmage (13,956), trailing only Pro Football Hall of Fame wide receiver Jerry Rice (19,872).

Is one-of-four players to rush for 11,000 yards while playing for one team.

22 yards and one touchdown. Gave the Colts a 7-6 lead with his three-yard touchdown reception from Andrew Luck at the 4:46 mark of the first quarter. It was his second receiving touchdown of the season.

- Toted nine carries for 37 yards and added two catches for 25 yards and one touchdown starting at running back in a Week 8 loss against Kansas City (10/30). It was his third receiving touchdown of the season, which tied his season career-high (2009).
- Started at running back in a Week 9 win at Green Bay (11/6) and recorded 19 carries for 60 yards and two touchdowns and two catches for 11 yards. With two receptions, tallied 400 for his career and joined Walter Payton, Emmitt Smith, Curtis Martin and LaDainian Tomlinson as the only NFL players with 12,500-plus rushing yards and 400-plus catches. His two rushing touchdowns tied a career single-game high, which he set on 12 other occasions. With 19 carries, passed Marshall Faulk (2,836) for the 15th most rushes in NFL history. Gave the Colts a 14-3 lead with his seven-yard touchdown run with 4:28 remaining in the first

quarter. He posted his second touchdown of the game at the 9:35 mark in the fourth quarter, to give the Colts a 31-13 advantage.

- Tallied 18 carries for 50 yards and added four receptions for 71 yards with a long catch of 49 yards starting at running back in a Week 11 victory against Tennessee (11/20). The 71 receiving yards were the sixth most in a single game in his career and his most since Sept. 26, 2010 at Kansas City (102). Logged a 49-yard reception in the first quarter, which led to a Colts touchdown. It was the second longest reception of his career (55t vs. Philadelphia, 9/28/14).
- Tallied 15 carries for 28 yards and added one catch for three yards in a Week 12 loss against Pittsburgh (11/24). With 15 carries, he passed Eddie George (2,685) and Thurman Thomas (2,877) for the 14th and 13th most carries in NFL history.
- Led the team with 20 carries for 79 rushing yards starting at running back in a Week 13 victory at the New York Jets (12/5). Following his 19-yard rush in the second quarter, he passed Tony Dorsett (12,739) for the eighth most rushing yards in NFL history.
- In a Week 14 loss against Houston (12/11), tallied 10 carries for 41 yards and added two receptions for 33 yards and one touchdown. With 74 scrimmage yards, passed Terrell Owens (16,185) for the 11th most in league history. Cut Houston's lead to 16-10 in the third quarter following his 18-yard touchdown reception. With the score, he set a new season-high in touchdown receptions with four.
- In a Week 15 victory at Minnesota (12/18), led both teams in rushing with 26 carries for 101 yards. He also added four catches for 14 yards. Reached 100 yards for the second time this season. It's the first time since 2007 a Colts running back rushed

for multiple 100-yard rushing games in the same season (Joseph Addai, four). With 26 carries he passed John Riggins (2,916) for the 12th most on the NFL's all-time list. Passed Tony Dorsett (16,293) for the 10th most yards from scrimmage in NFL history. Totaled 69 rushing yards in the first half.

- Started at running back in a Week 16 loss at Oakland (12/24) and tallied 13 carries for 72 yards and added one catch for 12 yards. With 72 rushing yards, reached 13,000 career rushing yards, becoming the eighth player in NFL history to reach that plateau. With 84 scrimmage yards, he eclipsed 1,200 for the season which marked his 11th consecutive season with at least 1,200 scrimmage yards, which set an NFL record. Surpassed Curtis Martin, Barry Sanders and Emmitt Smith as the only players to reach 1,200 scrimmage yards in 10 seasons. With 13 carries, passed Tony Dorsett (2,936) for the 11th most carries in NFL history.
- In a Week 17 victory against Jacksonville (1/1/17), tallied 16 carries for 62 yards and added two receptions for 14 yards. With 62 rushing yards, posted his ninth career 1,000-yard rushing season and his first since 2014. He is the first Colts running back since Joseph Addai in 2007 to rush for 1,000 yards and the eighth running back in team history to rush for 1,000. With 1,000 rushing yards, he joined Pro Football Hall of Famers Emmitt Smith (11), Curtis Martin (10), Walter Payton (10) and Barry Sanders (10) as the only players in NFL history to rush for 1,000 yards in nine different seasons. Became the first running back at the age of 33 or older to rush for 1,000 yards since John Riggins in 1984. With 16 carries, he passed Franco Harris (2,949) for the 10th most rushes in NFL history.

ART ROONEY SPORTSMANSHIP AWARD RECIPIENT

Frank Gore was named the winner of the third annual Art Rooney Sportsmanship Award at the 2017 NFL Honors show. The award is bestowed upon the NFL player that best demonstrates the qualities of on-field sportsmanship, including fair play, respect for the game and opponents, and integrity in competition. Each NFL team nominated one of its players for the award in November. The group of 32 nominees were narrowed down to eight finalists by a panel of former players from the NFL Legends Community, which included Warrick Dunn, Curtis Martin, Karl Mecklenburg and Leonard Wheeler. Each NFL team then reviewed the finalists and submitted a consensus vote. Created in 2014, the award was named in honor of the late founding owner of the Pittsburgh Steelers and Pro Football Hall of Famer Art Rooney, Sr. The past winners of the award include former Oakland Raiders safety Charles Woodson (2015) and Arizona Cardinals wide receiver Larry Fitzgerald (2014).



**2015 (COLTS):**

- Started all 16 games at running back and totaled 260 carries for 967 yards and six touchdowns while adding 34 receptions for 267 yards and one score.
- His 967 rushing yards were the most for a Colts running back in a season dating back to 2007 (Joseph Addai, 1,072).
- In a Week 2 loss against the New York Jets (9/21), led the team in rushing with 15 carries for 57 yards (3.8 avg.). With 61 scrimmage yards (57 rushing, four receiving), he topped 14,000 for his career.
- Led the team in rushing with 14 carries for 86 yards and two touchdowns starting at running back in a Week 3 win at Tennessee (9/27). Scored his first touchdown in a Colts uniform when he found the end zone on a one-yard run in the first quarter to give Indianapolis a 7-0 lead. Added the game-winning six-yard touchdown with 2:51 remaining in the fourth quarter. It was his 11th career multiple touchdown game and his first two-touchdown game since Week 8 of the 2013 season against Jacksonville. With 86 rushing yards, passed O.J. Simpson (11,236) for the 19th most rushing yards in NFL history.
- Totaled 22 carries for 98 yards (4.5 avg.) and one touchdown starting at running back in a Week 5 win at Houston (10/8). Tallied his third touchdown of the season on a three-yard rush on the team's opening offensive possession of the second half. With 98 yards, he passed John Riggins and Steven Jackson for the 17th most rushing yards in NFL history. With 22 carries, he topped 2,500 rushes for his career.
- Led the team with 28 rushes for 83 yards and one touchdown and added one reception for 19 yards starting at running back in a Week 9 victory against Denver (11/8). Gave the Colts a 7-0 lead with his seven-yard rushing touchdown at the 6:48 mark of the first quarter. On the drive, he also contributed with a 17-yard gain. The touchdown signified the first points the Broncos defense allowed in the first quarter all season. His 28 carries were his most in a game dating back to Oct. 30, 2011 against Cleveland. He also passed Ottis Anderson for the 21st most rushes in NFL history. With his 19-yard reception in the second quarter, Gore surpassed 3,000 receiving yards for his career.
- Totaled 14 carries for 34 yards and led the team with five receptions for 46 yards starting at running back in a Week 11 win at Atlanta (11/22). Passed Fred Taylor for the 15th most rushing yards in NFL history.
- Started at running back and recorded 19 carries for 24 yards while adding two receptions for 13 yards in a Week 12 victory against Tampa Bay (11/29). With 19 rushes, passed Corey Dillon for the 20th most and Ricky Watters for the 19th most carries in NFL history.
- In a Week 13 loss at Pittsburgh (12/6), registered 13 carries for 45 yards and added three receptions for 49 yards and one touchdown. With 94 yards from scrimmage, surpassed Pro Football Hall of Famer Jim Brown for the 23rd most and Ricky Watters for the 22nd most yards from scrimmage all-time in NFL history. Gave the Colts a 10-6 lead with his nine-yard touchdown reception from Matt Hasselbeck in the second quarter. It was his first receiving touchdown of the season and the 12th of his career.
- In a Week 15 loss against Houston (12/20), led the team with 16 carries for 44 yards while adding one catch for 15 yards. Topped 15,000 scrimmage yards for his career.
- In a Week 16 win at Miami (12/27), totaled 15 carries for 85 yards and two touchdowns and added two receptions for 10 yards. With 15 carries, passed Warrick Dunn for the 18th most and Thomas Jones for the 17th most rushing attempts in NFL history. With 95 yards from scrimmage, passed Steven Jackson for the 21st most and Jerome Bettis for the 20th most yards from scrimmage in NFL history. Gave the Colts an 8-0 lead following his 37-yard rushing touchdown in the first quarter. The rush was his longest of the season and the longest for the Colts dating back to Nov. 30, 2014 (Daniel Herron, 49-yard touchdown). Added his second score of the game on an 11-yard rush in the second quarter to give the Colts a 15-6 lead. Tied his single-game career-high with two rushing touchdowns, which he's accomplished 12 times in his career. Brought his season total to six rushing touchdowns, which was his most since 2013 (nine) as a member of San Francisco.
- Started his 76th consecutive game at running back in a Week 17 victory against Tennessee (1/3/16), which ranks first among active players. Totaled 19 carries for 76 yards in his 150th career start. With 76 rushing yards, he became the 15th player in NFL history to log 12,000 career rushing yards. Finished with 967 rushing yards on the season, which was the most for a Colts running back since 2007 (Joseph Addai, 1,072). With 76 yards from scrimmage, he passed Tim Brown for the 19th most and Tony Gonzalez for the 18th most yards from scrimmage in NFL history.

2014 (49ERS):

- Started all 16 games at running back and totaled 255 carries for 1,106 yards and four touchdowns while contributing with 11 receptions for 111 yards and one touchdown.
- Recorded 16 carries for 66 yards at Dallas (9/7), surpassing 10,000 career rushing yards.
- Rushed for 119 yards on 24 carries while adding one reception for 55 yards and one touchdown against Philadelphia (9/28). It marked his 36th career 100-yard game and his first since Dec. 8, 2013 (110 yards against Seattle). He hauled in a 55-yard touchdown pass from quarterback Colin Kaepernick, marking the longest reception of his career and the longest by a 49ers running back since Dec. 12, 2010 when

Brian Westbrook had a 62-yard touchdown reception against Seattle.

- Registered 18 carries for 107 yards against Kansas City (10/5), to move him past running back Ottis Anderson with the 26th most rushing yards in NFL history. He rushed for 100-plus yards in consecutive weeks for the first time since registering five consecutive 100-yard games in 2011 (Oct. 2, 2011 – Nov. 6, 2011).
- Rushed for 158 yards and one touchdown on 26 carries (6.1 avg.) against San Diego (12/20), the fifth-most rushing yards in a single game in his career. His 52-yard touchdown run on the opening series of the game was his longest rush since Oct. 16, 2011 at Detroit (55 yards) and his longest touchdown run since Nov. 1, 2009 at Indianapolis (64 yards). He became the first player in the NFL to record a rushing touchdown and touchdown reception of 50-plus yards during the season (55-yard touchdown reception against Philadelphia on 9/28). He and quarterback Colin Kaepernick (151 yards) became the first 49ers teammates to rush for over 100 yards in the same game since Nov. 13, 1977 when Wilbur Jackson had 123 yards on the ground and Delvin Williams rushed for 110 yards. He and Kaepernick also became the fourth pair of teammates to rush for 150-plus yards in a game in NFL History, and the first since 1976.
- Recorded 25 carries for 144 yards against Arizona (12/28). Finished the season with 1,106 rushing yards, marking his fourth consecutive 1,000-yard season and the eighth of his career. He also surpassed 11,000 rushing yards for his career.

2013 (49ERS):

- Started all 16 games at running back and compiled 276 rushes for 1,128 yards and nine touchdowns. He added 16 receptions for 141 yards.
- With 21 carries for 44 yards and one touchdown, and two receptions for 21 yards against Green Bay (9/8), he passed running back Roger Craig (11,506 yards) and moved into second place in franchise history with 11,535 total yards from scrimmage.
- With 21 receiving yards against Indianapolis (9/22), he finished the game with 2,687 career receiving yards, moving into second place in franchise history for the most receiving yards by a running back. Running back Roger Craig holds the franchise record with 4,442 career receiving yards.
- Along with quarterback Colin Kaepernick, the duo had two rushing touchdowns at Jacksonville (10/27), and it marked the first time the 49ers had a quarterback and running back each run for two touchdowns in the same game since Oct. 1, 1961 (quarterback Billy Kilmer and running back/fullback J.D. Smith). The last time it happened in the NFL was on Nov. 9, 2003 (San Diego quarterback Doug Flutie and running back LaDainian Tomlinson). The 49ers four rushing touchdowns against the Jaguars tied for the most by any team in the NFL during the

2013 season.

- With a start at New Orleans (11/17), Gore moved past running back Ken Willard for the second-most games played by a running back in franchise history with 125 games.
- Rushed for a game-high 110 yards on 17 carries (6.5 avg.) vs. Seattle (12/8), including a season-long 51-yard run late in the fourth quarter to set up the game-winning field goal by kicker Phil Dawson. The 51-yard run by Gore was his longest since Oct. 16, 2011 at Detroit (55 yards). It was Gore's third 100-yard game of the season and 35th of his career. His 35 career 100-yard games are the second-most among all players since 2005. The 49ers improved to 28-7 when Gore rushed for 100-yards-or-more.
- With 86 yards rushing on 22 carries at Tampa Bay (12/15), eclipsed 1,000 rushing yards for the season (1,017 yards), marking the seventh time in nine seasons that he has rushed for 1,000 yards. He also became just the 20th player in NFL history to register at least seven career 1,000-yard rushing seasons.
- Notched 21 carries for 97 yards and one touchdown against Atlanta (12/23), becoming just the sixth active player to reach 60 career rushing touchdowns.
- Had 20 carries for 66 yards and one touchdown at Green Bay (1/5/14) in the NFC Wild Card Playoffs, marking his fifth career postseason rushing touchdown, which is tied for the fourth-most postseason rushing touchdowns in franchise history.
- Tallied 17 carries for 84 yards at Carolina (1/12/14) in the NFC Divisional Playoffs, including a 39-yard run in the fourth quarter. Rushed for 632 yards in the postseason, ranking second in franchise history for the most postseason rushing yards.

2012 (49ERS):

- Started all 16 games at running back and recorded 258 carries for 1,214 yards and eight touchdowns while totaling 28 catches for 234 yards and one touchdown.
- Led the NFL in rushing yards (319) and rushing touchdowns (four) in the 2012 postseason.
- His 4.7-yard rushing average was the sixth-highest in the NFL (minimum 200 attempts). He ranked 10th in the NFL and fifth in the NFC with 1,214 rushing yards on the season.
- Rushed for 131 yards on 16 carries (8.2 avg.) against Seattle (10/18).
- Scored his 50th career rushing touchdown and 60th total touchdown on a one-yard run in the third quarter against Miami (12/9).
- Registered his first career fumble return for a touchdown, scooping up a fumble by quarterback Colin Kaepernick and taking it nine yards for a touchdown at New England (12/16).
- Notched his first career 100-yard game in the postseason, rushing for 119 yards and one touchdown on 23 carries against Green Bay (1/12/13) in the NFC Divisional Playoffs.
- Led the 49ers with 21 carries for 90 yards and



two touchdowns at Atlanta (1/20/13) in the NFC Championship Game. It marked his first career multiple-touchdown performance in the postseason.

- Rushed for 110 yards and one touchdown on 19 carries against Baltimore (2/3/13) in Super Bowl XLVII, setting the franchise record for most rushing yards in a Super Bowl. Scored on a six-yard touchdown run, marking his fourth rushing touchdown of the postseason.

2011 (49ERS):

- Started 15-of-16 games at running back and posted 282 carries for 1,211 yards and eight touchdowns while contributing with 17 receptions for 114 yards.
- Earned Pro Bowl honors after setting the career record for most rushing yards in franchise history (7,625). Recorded the second-most career rushing attempts (1,653) and a new team record for hitting the century mark on the ground in five consecutive games (127 yards at Philadelphia, 125 against Tampa Bay, 141 at Detroit, 134 against Cleveland and 107 yards at Washington).
- Rushed for 127 yards and a touchdown at Philadelphia (10/2), marking his 25th career 100-yard game. His score with 3:00 remaining in the game gave the 49ers a 24-23 lead in the come-from-behind victory.
- Ran for 125 yards and one touchdown vs. Tampa Bay (10/9), moving him into fourth place in franchise history with 38 career rushing touchdowns.
- Scored his fourth rushing touchdown of the season at Detroit (10/16) and ran for 141 rushing yards on 15 carries.
- Moved into second place in franchise history for rushing yards with 134 yards and a touchdown against Cleveland (10/30), passing running back Roger Craig (7,064). With 134 rushing yards on the day, hit the century mark on the ground in four consecutive games for the first time in his career. His touchdown marked the first time in his career that he scored a rushing touchdown in four-straight games.
- Recorded 107 rushing yards on 19 carries at Washington (11/6), setting a franchise record with five consecutive 100-yard rushing games.
- Broke the record for most rushing yards in franchise history vs. St. Louis (12/4), passing 49ers and Pro Football Hall of Fame fullback Joe Perry (7,344). Gore broke the record on a two-yard run in the second quarter and finished the day with 73 yards on 21 carries.
- Notched his fifth 1,000-yard rushing season of his career at Arizona (12/11), recording 72 yards and one touchdown on 10 carries. Gore registered his sixth rushing touchdown of the season and 41st of his career on a 37-yard run, the team's longest rushing touchdown of the season.

2010 (49ERS):

- Started all 11 games he played in at running back and finished with 203 carries for 853 yards and three

touchdowns while adding 46 receptions for 452 yards and two touchdowns.

- With 112 yards rushing vs. New Orleans (9/20), set the franchise record for the most career 100-yard games (21), passing running back Joe Perry (20). He finished the day against New Orleans with a team-high seven receptions for 56 yards and 168 total yards from scrimmage. It marked the second time in his career that he recorded a rushing and receiving touchdown in the same game (at Arizona 9/13/09).
- Registered nine receptions for a career-high 102 yards, marking the first 100-yard receiving game of his career. The last 49ers running back to eclipse the 100-receiving yard plateau was running back Garrison Hearst at Chicago (10/28/01) when he had four receptions for 105 yards with one touchdown.
- Had six receptions for 60 yards at Atlanta (10/3), marking the fourth game in the 2010 season he registered at least six receptions and the third consecutive game with at least 50 yards receiving. It marked the first time in his career that he had recorded at least six receptions in four consecutive games.
- Eclipsed the 100-yard plateau for the second time in the season, rushing for 149 yards on 25 carries against Oakland (10/17). Moved into third on the 49ers all-time rushing list with 6,032 rushing yards passing running back Ken Willard (5,930).
- Eclipsed the 100-yard plateau for the fourth time in the season against Denver (10/31), rushing for 118 yards and one touchdown on 29 carries. It marked his third consecutive 100-yard performance. The last time he accomplished the feat was Nov. 12, 2006 (159 yards at Detroit), Nov. 19, 2006 (212 yards vs. Seattle) and Nov. 26, 2011 (134 yards at St. Louis).
- Scored on a one-yard touchdown run, set up by a 65-yard pass from quarterback Troy Smith to wide receiver Josh Morgan against St. Louis (11/14).
- Moved past running back Joe Perry (8,624) into fourth place on the 49ers all-time yards from scrimmage list after rushing for 60 yards vs. Tampa Bay (11/21) to bring his total career to 8,645 yards.

2009 (49ERS):

- Started all 14 games he played in at running back and registered 229 carries for 1,120 yards and 10 touchdowns while adding 52 catches for 406 yards and three touchdowns.
- Logged his fourth consecutive 1,000-yard rushing season (2006-09), becoming the only player in 49ers history to record four 1,000-yard seasons.
- Set career highs with 13 combined touchdowns (10 rushing, three receiving). His 10 rushing touchdowns tied a single-season team record with running backs Derek Loville (1995), Ricky Watters (1993), Billy Kilmer (1961), J.D. Smith (1959) and Joe Perry (1953).
- Ranked tied for second in the NFC and tied for eighth in the NFL in scoring (78).
- Finished the season ranked fifth in the NFC and tied for 11th in the NFL with 1,120 rushing yards and 10

rushing touchdowns.

- Registered a rushing touchdown and a receiving touchdown in the same game for the first time in his career at Arizona (9/13).
- Scored rushing touchdowns of 79 and 80 yards, breaking his career long twice in the same game against Seattle (9/20). Joined running back Barry Sanders (at Tampa Bay (80, 82) 10/12/97) as the only players in NFL history to register touchdown runs of 75-plus yards in the same game. Set a new career-high with 246 yards from scrimmage (207 rushing yards, 39 receiving yards). Became the first player in franchise history to have two runs of 79 yards-or-more in the same game. Named NFC Offensive Player of the Week and FedEx Ground Player of the Week for his performance.
- Registered a 64-yard touchdown run against Indianapolis (11/1). It marked his third rushing touchdown of the season over 60 yards, a feat that hadn't been accomplished by a 49er since running back Garrison Hearst (96t, 71t and 70t) in 1998. Along with Jaguars running back Maurice Jones-Drew, became the first players to record three rushing touchdowns over 60 yards in one season since 2003 (Ahman Green - 98t, 65t and 60t; RB Jamal Lewis - 82t, 72t and 63t).
- Extended his career-long streak of consecutive games with a touchdown to five with a four-yard touchdown reception against Jacksonville (11/29), becoming the first 49er to score a touchdown in five consecutive games since wide receiver Terrell Owens (Nov. 4, 2001 - Dec. 2, 2001).
- Named NFC Offensive Player of the Week for his performance vs. Arizona (12/14) on *Monday Night Football*. Rushed for 167 yards and one touchdown. His 167 rushing yards were the highest rushing total on *Monday Night Football* in franchise history (Garrison Hearst, 198 yards rushing against Detroit 12/14/98). With 104 yards rushing in the first half, it marked the second time in 2009 that he eclipsed the 100-yard rushing plateau before halftime against Seattle (9/20).
- Rushed for 107 yards on 16 carries at Philadelphia (12/20), becoming the first running back in 20 regular season games to rush for over 100 yards against the Eagles.

2008 (49ERS):

- Started all 14 games at running back and registered 240 rushes for 1,036 yards and six touchdowns. Contributed with 43 receptions for 373 yards and two touchdowns.
- Became the first player in 49ers history to record three consecutive 1,000-yard seasons.
- Totaled 151 yards of offense in the season opener against Arizona (9/7), rushing for 96 yards on 14 carries, including a 41-yard touchdown run, and catching four passes for 55 yards.
- Rushed for 130 yards and a touchdown on 27 carries against Detroit (9/21).

- Scored two first half touchdowns against St. Louis (11/16), marking his 15th career 100-yard rushing game.
- Recorded 52 rushing yards and a touchdown against the New York Jets (12/7) before leaving the game with an ankle injury in the third quarter.

2007 (49ERS):

- Started all 15 games at running back and tallied 260 carries for 1,102 yards and five touchdowns while adding 53 catches for 436 yards and one touchdown.
- Posted a team-high 53 receptions for 436 yards and a touchdown, despite playing the majority of season with a nagging ankle injury in addition to being slowed with a broken hand suffered in training camp. Finished sixth in NFL in combined yards with 1,533 yards (1,102 rushing, 436 receiving).
- Named the 15th winner of the annual Garry Niver Award by reporters covering the team who represent the San Francisco Chapter of the Pro Football Writer's Association in December of 2007.
- Gained 81 yards on 20 carries with two touchdowns at St. Louis (9/16), with one of his scores coming on a 43-yard run on fourth-and-one in the third quarter.
- Inactive at Atlanta (11/4) due to the ankle injury originally suffered at the New York Giants (10/21), which was further aggravated vs. New Orleans (10/28).
- Named NFC Offensive Player of the Week after having one of his best outings of the season at Arizona (11/25), rushing for 116 yards and two touchdowns on 21 carries and recording a career-high with 11 receptions while adding 98 receiving yards. The 11 receptions by a running back marked the second most in team history, behind the 12 receptions running back Roger Craig totaled twice.
- Ran for a season-high 138 yards on 29 carries vs. Cincinnati (12/15).

2006 (49ERS):

- Started all 16 games at running back and totaled 312 carries for 1,695 yards and eight touchdowns. Also contributed with 61 receptions for 485 yards and one touchdown.
- Named to the Pro Bowl after setting single season franchise records with 312 carries and 1,695 yards to go along with eight touchdowns, while also recording a team-high 61 receptions for 485 yards with a score.
- His 2,180 yards from scrimmage set a franchise record and ranked fourth in the NFL and second in the NFC.
- Finished third in the NFL and led the NFC in rushing yards with 1,695, while ranking third in the NFL with a 5.4-yard rushing average. Also led the NFL with 16 rushes of 20 yards or more.
- Recorded nine 100-yard games in 2006, which shattered the previous franchise record of six by running backs Garrison Hearst (1998) and Roger Craig (1988).
- Earned the 49ers 2006 Ed Block Courage Award for his tireless work ethic and determination while



ADMINISTRATION

COACHING STAFF

FOOTBALL OPERATIONS

BUSINESS OPERATIONS

PLAYERS

2016 SEASON IN REVIEW

COLTS HISTORY

RECORDS

COLTS IN THE COMMUNITY

rehabilitating two surgically repaired shoulders during the 2006 offseason. Also named co-recipient of the 2006 Bill Walsh Award along with cornerback Walt Harris.

- Named NFC Offensive Player of the Week for his performance against Oakland (10/8) after rushing 27 times for 134 yards and hauling in three receptions for 38 yards.
- Posted 22 carries for 159 yards (7.2 avg.) at Detroit (11/12). Took a third-and-16 draw play for 61 yards and a touchdown, breaking several tackles en route to the end zone. Had 148 yards at halftime, a career-high and franchise record for rushing yards in a half.
- Named NFC Offensive Player of the Week after having a record day against Seattle (11/19), carrying the ball 24 times for a franchise record and career-high 212 yards. Also caught four passes for 26 yards and established a career-high with 238 combined yards.
- Registered 29 carries for 144 yards and four receptions for 34 yards and his first career receiving touchdown on *Thursday Night Football* at Seattle (12/14).
- Capped his outstanding season at Denver (12/31) with a then-career-high 31 carries for 153 yards, marking a franchise record of nine 100-yard rushing games in a season.

2005 (49ERS):

- Participated in 14 games (one start) in his rookie season and notched 127 carries for 608 yards and three touchdowns while totaling 15 catches for 131 yards.
- Led the team in rushing with 608 yards on 127 carries with three rushing touchdowns, adding 15 receptions for 131 yards. The last time a rookie led the 49ers in rushing was 1990 when running back Dexter Carter recorded 460 yards. The 608 yards were the most for a 49ers rookie since running back Roger Craig had 725 yards rushing in 1983.
- Rushed for 17 yards on four carries and caught two passes for 21 yards in his first career game against St. Louis (9/11).

CAREER REGULAR SEASON STATISTICS

Year	GP	GS	No.	RUSHING			RECEIVING					
				Yards	Avg.	LG	TD	No.	Yards	Avg.	LG	TD
2016 IND	16	16	263	1,025	3.9	22	4	38	277	7.3	49	4
2015 IND	16	16	260	967	3.7	37	6	34	267	7.9	34	1
2014 SF	16	16	255	1,106	4.3	52t	4	11	111	10.1	55t	1
2013 SF	16	16	276	1,128	4.1	51	9	16	141	8.8	29	0
2012 SF	16	16	258	1,214	4.7	37	8	28	234	8.4	26	1
2011 SF	16	15	282	1,211	4.3	55	8	17	114	6.7	13	0
2010 SF	11	11	203	853	4.2	64	3	46	452	9.8	41	2
2009 SF	14	14	229	1,120	4.9	80t	10	52	406	7.8	48	3
2008 SF	14	14	240	1,036	4.3	41t	6	43	373	8.7	26	2
2007 SF	15	15	260	1,102	4.2	43t	5	53	436	8.2	23t	1
2006 SF	16	16	312	1,695	5.4	72	8	61	485	8.0	39	1
2005 SF	14	1	127	608	4.8	72t	3	15	131	8.7	47	0
TOTAL	180	166	2,965	13,065	4.4	80t	74	414	3,427	8.3	55t	16

- Recorded a 72-yard touchdown in the fourth quarter at Washington (10/23) to mark his first career rushing touchdown.
- Made his first NFL start and had over 100 combined yards, recording 79 yards rushing on 19 attempts and 57 receiving yards on three receptions at Jacksonville (12/18).
- Registered his first career 100-yard game against Houston (1/1) with 108 yards on 25 carries.

COLLEGE:

- Rushed for 1,975 yards at the University of Miami (FL), finishing his college career ranked seventh on the school's career rushing list.
- Also caught 23 passes for 225 yards (9.8 avg.), returned two kickoffs for 48 yards and recorded five tackles on special teams.
- Finished his final season with career highs for rushing yards (945), carries (197) and touchdowns (eight) as he ranked fourth in the ACC in rushing yards.

PERSONAL:

- Attended Coral Gables (Fla.) High School, where he was one of the nation's most heavily-recruited running backs after setting a Dade County record for rushing yards in a season with 2,953 yards and 34 touchdowns as a senior in 2000.
- Rushed for 1,559 yards and 28 touchdowns as a junior in 1999 in addition to posting 301 receiving yards and four more scores through the air.
- Listed as the best running back on the *Florida Times-Union* Super 75 list and earned *SuperPrep* All-America honors.
- Majored in business management and organization at Miami.
- A native of Coral Gables, Fla.

CAREER POSTSEASON STATISTICS

Year	GP	GS	No.	Yards	RUSHING				RECEIVING			
					Avg.	LG	TD	No.	Yards	Avg.	LG	TD
2013 SF	3	3	48	164	3.4	39t	1	3	36	12.0	17	0
2012 SF	3	3	63	319	5.1	33	4	2	48	24.0	45	0
2011 SF	2	2	29	163	5.6	42	0	13	83	6.4	24	0
TOTAL	8	8	140	646	4.6	42	5	18	167	9.3	45	0

GETTING TO KNOW FRANK GORE

Favorite team and/or athlete outside of football:

Miami Heat/LeBron James

Favorite food: Seafood

Favorite vacation spot: Hawaii

Favorite movie: *Little Giants*



32

S

T.J. GREEN

6-3 • 211 • CLEMSON

NFL EXP: 2 (2nd Year with Colts)

HOW ACQUIRED: D2 – 2016 (57th overall)

BORN: 3/15/95

GP/GS (POSTSEASON): 15/4 (0/0)

CAREER TRANSACTIONS:

- Selected by the Colts in the second round (57th overall) of the 2016 NFL Draft.

2016 (COLTS):

- Saw action in 15 contests (four starts) and notched 46 tackles (33 solo), two passes defended and three quarterback hits.
- Started his NFL debut at free safety in a Week 1 loss against Detroit (9/11). Finished the game with four tackles (two solo) prior to leaving the contest in the third quarter with a knee sprain.
- In a Week 8 loss against Kansas City (10/30), logged four tackles (two solo), one quarterback hit and one pass defended.
- Started at strong safety in a Week 9 win at Green Bay (11/6) and compiled six tackles (five solo) and one quarterback hit. Added one tackle on special teams.
- Tied for the team lead with seven tackles (four solo) in a Week 15 victory at Minnesota (12/18).

COLLEGE:

- Played in 38 games (16 starts) in three seasons at Clemson, finishing his career with 162 tackles (124 solo), 1.0 sack, three passes defended, two forced fumbles and one interception.
- Had a standout junior season, tallying 130 tackles (102 solo) on the No. 10 ranked defense in the nation. Helped aide the Tigers to a 14-1 season and a berth in the 2016 College Football Playoff National Championship game.
- In 2014, appeared in 11 games (one start) and

SINGLE-GAME HIGHS

TACKLES: 7 at MIN (12/18/16)

SACKS: 0.0

FF: 0

FR: 0

INT: 0

PD: 1, two times (Last: vs. HOU 12/11/16)

totalled 24 tackles and one interception while adding 21 kickoff returns for a team-high 445 yards and ranked eighth in the ACC in yards per kickoff return (21.2).

- Originally began his collegiate career as a wide receiver prior to moving to safety after the 2013 season.
- Saw action coming off the bench in 12 games and recorded two receptions for no gain and three kickoff returns for 60 yards. Also notched eight special teams tackles, the second-most on the squad.
- Also spent time as a kick returner in college, tallying 24 returns for 505 yards (21.0 avg.).

PERSONAL:

- Attended Sylacauga (Ala.) High School where he was ranked as the No. 18 player in the state and the No. 56 athlete in the nation by ESPN.
- Offensively, scored nine touchdowns and averaged 22 yards per catch as senior. Tallied 25 tackles and four interceptions on defense.
- Visted Kokomo, Ind. following tornadoes that hit the area in 2016, met with locals and helped load donated food working with the Red Cross.
- Majored in parks, recreation and tourism management at Clemson.
- A native of Sylacauga, Ala.

ADMINISTRATION

COACHING STAFF

FOOTBALL OPERATIONS

BUSINESS OPERATIONS

PLAYERS

2016 SEASON IN REVIEW

COLTS HISTORY

RECORDS

COLTS IN THE COMMUNITY



CAREER REGULAR SEASON STATISTICS

Year	GP	GS	Solo	Asst.	Total	Sacks	PD	FF	FR	INT	Yds	Avg.	LG	TD
2016 IND	15	4	33	13	46	0.0	2	0	0	0	0	0.0	0	0
TOTAL	15	4	33	13	46	0.0	2	0	0	0	0	0.0	0	0

GETTING TO KNOW T.J. GREEN

Favorite team and/or athlete outside of football:

LeBron James

Favorite musician and/or song: J. Cole**Hobbies outside of football:** Basketball, video games and photography**What is something interesting about you that most people may not know:** I'm an artist**Favorite food:** Lasagna**Favorite vacation spot:** My bed**If you could have lunch with someone, living or dead, who would it be:** Michael Jordan**Favorite movie:** *Django Unchained***What's the one thing you couldn't live without:** Faith**6-6 • 305 • NORTH DAKOTA STATE****NFL EXP:** 2 (2nd Year with Colts)**HOW ACQUIRED:** D5 – 2016 (155th overall)**BORN:** 3/11/93**GP/GS (POSTSEASON):** 15/14 (0/0)

CAREER TRANSACTIONS:

- Selected by the Colts in the fifth round (155th overall) of the 2016 NFL Draft.

PRO CAREER:

- Started 14-of-15 games as a rookie at three different positions (left guard, right guard and right tackle). He became the first league rookie to start at three different positions dating back to 1998 (Kyle Turley).

2016 (COLTS):

- Competed in 15 games (14 starts) at three different positions (left guard, right guard and right tackle). Blocked for a Colts offense that ranked tied for fifth in the NFL in passing yards per game (262.6), seventh in points scored (397) and 10th in yards per game (364.4). Opened rushing lanes for running back Frank Gore who logged the team's first 1,000-yard rushing season dating back to 2007.
- Made his first career NFL start at right guard in a Week 3 win against San Diego (9/25) and blocked for an offense that totaled 410 net yards as quarterback Andrew Luck tallied 331 passing yards and one touchdown.
- Started at right tackle in a Week 5 victory against Chicago (10/9) and blocked for an offense that generated 396 net yards.
- In a Week 6 loss at Houston (10/16), started at right tackle and blocked for Frank Gore who became the first 100-yard rusher (106) for the Colts since 2012.

- Started at left guard in a Week 7 win at Tennessee (10/23) and provided time for the offense to total 422 net yards. Assisted Andrew Luck who threw for 353 yards and three touchdowns.
- Started at right tackle in a Week 9 win at Green Bay (11/6) and provided time for Andrew Luck to throw for 281 yards and one touchdown. Also blocked for Frank Gore to rush for 60 yards and two touchdowns.
- In a Week 11 victory against Tennessee (11/20), started at right tackle and blocked for an offense that recorded 327 net yards as Andrew Luck threw for 262 yards and two touchdowns.
- In a Week 13 win at the New York Jets (12/5), started at right tackle and blocked for a Colts offense that generated 421 net yards.
- In a Week 15 victory at Minnesota (12/18), started at right guard and opened lanes for 161 net rushing yards, including 101 from Frank Gore. Also blocked for Andrew Luck who threw for 250 yards and two touchdowns.
- Started at right guard in a Week 16 loss at Oakland (12/24) and was part of an offensive line that did not allow a sack for the second consecutive week. Provided time for Andrew Luck to throw for 288 yards and two touchdowns.

COLLEGE:

- Was a four-year starter and helped lead North Dakota State to the NCAA Division I FCS National Championship all five years he was a member of the program.

ADMINISTRATION

COACHING STAFF

FOOTBALL OPERATIONS

BUSINESS OPERATIONS

PLAYERS

2016 SEASON IN REVIEW

COLTS HISTORY

RECORDS

COLTS IN THE COMMUNITY

- A First Team All-America choice in 2014 and 2015, the former walk-on saw action at both the right and left tackle spots during his collegiate career with the Bison.
- A 60-game starter, Haeg garnered numerous honors throughout his time at North Dakota State, including being named to the 2015 Walter Camp FCS All-America Team, 2015 STATS All-America first-team and receiving an invite to the 2016 Senior Bowl.
- As a senior in 2015, served as a team captain and started all 15 games at left tackle and graded out at 91 percent during the regular season with 45 knockdowns in 11 games and left as a five-time national champion.
- Started all 16 games at left tackle in 2014 and blocked for an offense that ranked first in the FCS in tackles for loss allowed per game (3.38), second in time of possession (34:03) and third in total first downs (343) on the way to the program's fourth straight national title.
- Helped pave the way for a school record 6,916 yards of total offense and school record 1,994 rushing yards by running back John Crockett.
- Was an All-America first-team selection by the AFCA, *Sports Network*, The Associated Press, FCS Athletic Directors Association and *College Sporting News*.
- Named a First Team All-Missouri Valley Football Conference choice and garnered Missouri Valley Football Conference Offensive Lineman of the Week honors after victories over Iowa State (8/30) and Southern Illinois (10/11).
- In 2013, started 14 games at right tackle for an offense that racked up a school record 3,860 yards, including two 1,000-yard rushers en route to the program's third-consecutive NCAA Division I FCS National Championship.
- In 2012, started in all 15 games at right tackle for an offense that led the Missouri Valley Football Conference in scoring (31.4 ppg.) and rushing offense (178.0 ypg.) and won the NCAA Division I FCS National Championship for the second straight season.
- Redshirted during his freshman season in 2011.

PERSONAL:

- Attended Brainerd (Minn.) High School where he was a three-time letterwinner in football and helped

GETTING TO KNOW JOE HAEG

Favorite team and/or athlete outside of football: Zlatan Ibrahimovic
Favorite musician and/or song: Eric Church - "Springsteen"
Hobbies outside of football: Golf and hunting
What is something interesting about you that most people may not know: I can solve a Rubik's Cube

5-TIME NATIONAL CHAMPION

Including his redshirt freshman season, Joe Haeg was a part of a North Dakota State program that won five consecutive NCAA Division I FCS National Championships from 2011-15. As a senior in 2015, he served as a team captain and started all 15 games at left tackle and graded out at 91 percent during the regular season with 45 knockdowns in 11 games. Haeg blocked for Philadelphia Eagles quarterback Carson Wentz over the span of his collegiate career. Wentz was drafted with the second overall selection in the 2016 NFL Draft.



- led the team to the state semifinals in 2009 and 2010.
- Earned all-state, all-section and all-conference honors as a senior and all-section honors as a junior.
- Also played hockey in high school.
- Visted Kokomo, Ind. following tornadoes that hit the area in 2016, met with locals and helped load donated food working with the Red Cross.
- A native of Lake Shore, Minn.

CAREER GP/GS (POSTSEASON):

2016 IND: 15/14

TOTAL: 15/14

Favorite food: Mom's enchiladas
Favorite vacation spot: Brainerd, Minn.
If you could have lunch with two people, living or dead, who would they be: Carson Wentz and Zlatan Ibrahimovic
Favorite movie: *Ace Ventura*
What's the one thing you couldn't live without: Netflix



ADMINISTRATION

COACHING
STAFFFOOTBALL
OPERATIONSBUSINESS
OPERATIONS

PLAYERS

2016 SEASON
IN REVIEW

COLTS HISTORY

RECORDS

COLTS IN THE
COMMUNITY95
DT

JOHNATHAN HANKINS

6-2 • 325 • OHIO STATE

NFL EXP: 5 (1st Year with Colts)

HOW ACQUIRED: UFA – 2017 (NYG)

BORN: 3/30/92

GP/GS (POSTSEASON): 52/41 (1/1)

CAREER TRANSACTIONS:

- Signed by the Colts as an unrestricted free agent on April 13, 2017.
- Selected by the New York Giants in the second round (49th overall) of the 2013 NFL Draft.

2016 (GIANTS):

- Started all 16 games for the second time in his career and registered 43 tackles (29 solo), 8.0 tackles for loss, 3.0 sacks, one forced fumble and blocked one field goal.
- Recorded five tackles (two solo) and one quarterback hit in the season opener at Dallas (9/11).
- Collected four tackles (three solo), two quarterback hits, 1.0 tackle for loss and blocked a field goal which resulted in a touchdown against New Orleans (9/18).
- Posted five tackles (four solo), including 3.0 tackles for loss, 1.0 sack and one quarterback hit against Baltimore (10/16).
- Notched a season-high six tackles (five solo), including half a sack, 1.0 tackle for loss, and a quarterback hit against Chicago (11/20).
- Registered three tackles (one solo), 1.0 sack, two quarterback hits and forced a fumble that teammate Jason Pierre-Paul returned 43 yards for a touchdown at Cleveland (11/27).
- Logged five tackles (three solo), half a sack and one quarterback hit against Detroit (12/18).
- Started his first career playoff contest at Green Bay (1/8/17), totaling three tackles (two solo), 1.0 tackle for loss and 1.0 sack.

2015 (GIANTS):

- Started the first nine games of the season and compiled 30 tackles (21 solo), 1.0 tackle for loss, one pass defended and one forced fumble before being placed on the Injured Reserve list.
- Recorded four tackles (three solo) at Buffalo (10/4).
- Totaled four tackles (three solo) against Dallas (10/25).
- Notched a season-high seven tackles (five solo) and one quarterback hit at New Orleans (11/1).

2014 (GIANTS):

- Started all 16 games, finishing with career highs in

SINGLE-GAME HIGHS

TACKLES: 7 at NO (11/1/15)**SACKS: 2.5 vs. WAS** (12/14/14)**FF: 1, three times** (Last: at CLE 11/27/16)**FR: 0****INT: 0****PD: 1, four times** (Last: at PHI 10/19/15)

tackles (51), sacks (7.0) and passes defended (three). Also added one forced fumble and 8.0 tackles for loss.

- His 51 tackles were the second most in the NFL among 4-3 defensive tackles, trailing only Detroit's Ndamukong Suh.
- His 7.0 sacks ranked second on the team and were the highest total by a Giants defensive tackle since Keith Hamilton (10.0) in 2000.
- Picked up his first sack of the season and had six tackles (two solo), 1.0 tackle for loss and one quarterback hit against Arizona (9/14).
- Produced four tackles (one solo), half a sack, one quarterback hit and one pass defended against Houston (9/21).
- Contributed with four tackles (two solo), including 1.0 sack, two quarterback hits, 1.0 tackle for loss and one pass defended against Atlanta (10/5).
- Totaled four tackles (one solo), including 1.0 sack, two quarterback hits and 1.0 tackle for loss at Seattle (11/9).
- Turned in his most productive game of the season against Washington (12/14) as he posted six tackles (five solo), a season-high 2.5 sacks, 3.0 tackles for loss, two quarterback hits and one forced fumble.

2013 (GIANTS):

- Saw action in 11 games as a reserve defensive tackle and special teamer, recording 16 tackles (nine solo) and 2.0 tackles for loss.
- Made his NFL debut against Philadelphia (10/6) and contributed with a season-high six solo tackles.
- Registered three tackles (one solo) and 1.0 tackle for loss against Seattle (12/15).

COLLEGE:

- Started 25-of-38 games in three seasons at Ohio State, finishing with 138 tackles (58 solo), 5.0 sacks, 16.5 tackles for loss and one fumble recovery.

- As a junior in 2012, he started every game for the 12-0 Buckeyes and was named a Second Team All-America choice by The Associated Press and was an All-Big Ten Conference selection after he ranked fifth on the team in tackles with 55 (23 solo).
- Helped his squad rank second in the conference and 14th in the nation in run defense, allowing just 116.1 yards per game.
- Started all 13 games as a sophomore in 2011 and was named the team's Jack Stephenson Award winner as Ohio State's outstanding defensive lineman, as well as Honorable Mention All-Big Ten Conference by the league's coaches and media.
- As a freshman in 2010, saw action in all 13 games and was named the team's Outstanding First-Year Player on Defense by his coaching staff after totaling 16 tackles (three solo), 1.0 sack and 1.5 tackles for loss.

PERSONAL:

- Attended Southeastern High School in Dearborn, Mich. where he was a two-time all-state selection and a four-year starter.
- Was named All-Detroit City, all-metro and was a Michigan Blue Chip performer as a two-way lineman.
- As a senior, he led his team to an 11-1 record and the division championship after posting 85 tackles and 12.0 sacks on the season.
- Was a member of the school's drama club and he competed on the track and field squad as a shot putter.
- Majored in criminology.
- A native of Dearborn Heights, Mich.

CAREER REGULAR SEASON STATISTICS

Year	GP	GS	Solo	Asst.	Total	Sacks	PD	FF	FR	INT	Yds	Avg.	LG	TD
2016 NYG	16	16	29	14	43	3.0	0	1	0	0	0	0.0	0	0
2015 NYG	9	9	21	9	30	0.0	1	1	0	0	0	0.0	0	0
2014 NYG	16	16	30	21	51	7.0	3	1	0	0	0	0.0	0	0
2013 NYG	11	0	9	7	16	0.0	0	0	0	0	0	0.0	0	0
TOTAL	52	41	89	51	140	10.0	4	3	0	0	0	0.0	0	0

CAREER POSTSEASON STATISTICS

Year	GP	GS	Solo	Asst.	Total	Sacks	PD	FF	FR	INT	Yds	Avg.	LG	TD
2016 NYG	1	1	2	1	3	1.0	0	0	0	0	0	0.0	0	0
TOTAL	1	1	2	1	3	1.0	0	0	0	0	0	0.0	0	0

GETTING TO KNOW JOHNATHAN HANKINS

Favorite musician and/or song: Big Sean - "Halfway Off The Balcony"

Hobbies outside of football: I love going to the movies, bowling and playing card games

What is something interesting about you that most people may not know: I'm a movie critic

Favorite food: Chicken parmesan with pasta

Favorite vacation spot: Turks and Caicos

Favorite movie: *Furious 7*

What's the one thing you couldn't live without: My family



39

S

LEE HIGHTOWER

6-2 • 200 • HOUSTON

NFL EXP: 1 (1st Year with Colts)

HOW ACQUIRED: FA – 2017

BORN: 7/28/93

GP/GS (POSTSEASON): 0/0 (0/0)

CAREER TRANSACTIONS:

- Signed by the Colts to a reserve/future contract on January 12, 2017.
- Released by the Washington Redskins on December 13, 2016.
- Signed by the Redskins to the practice squad on

SINGLE-GAME HIGHS

TACKLES: N/A

SACKS: N/A

FF: N/A

FR: N/A

INT: N/A

PD: N/A



ADMINISTRATION

COACHING STAFF

FOOTBALL OPERATIONS

BUSINESS OPERATIONS

PLAYERS

2016 SEASON IN REVIEW

COLTS HISTORY

RECORDS

COLTS IN THE COMMUNITY

November 8, 2016.

- Released by the Colts on October 18, 2016.
- Signed by the Colts to the practice squad on October 4, 2016.
- Released by the Colts on September 27, 2016.
- Signed by the Colts to the practice squad on September 14, 2016.
- Released by the Colts on September 9, 2016.
- Signed by the Colts to the practice squad on September 4, 2016.
- Released by the Colts on September 3, 2016.
- Signed by the Colts as an undrafted free agent on August 2, 2016.

2016 (COLTS/REDSKINS):

- Spent four weeks on the Colts practice squad and five weeks on the Redskins practice squad.

COLLEGE:

- Played in 20 games (seven starts) in two seasons (2014-15) at the University of Houston and finished with 65 tackles (40 solo), 0.5 tackles for loss, two interceptions, five passes defended and one forced fumble.
- In 2015, started 11-of-14 games for the Cougars and compiled 53 tackles (34 solo), one interception, two passes defended and one forced fumble.
- Started the first six games of the 2014 season and recorded 12 tackles (six solo), 0.5 tackles for loss,

one interception and three passes defended before suffering a season-ending injury.

- In 2013, redshirted after transferring from Boise State, where he started 11-of-15 games for the Broncos from 2011-12 and registered 56 tackles, 4.0 tackles for loss, one interception and five passes defended.
- Started all seven games he appeared in as a sophomore in 2012 and collected 31 tackles, 2.0 tackles for loss and one pass defended.
- As a freshman in 2011, he saw action in eight games (four starts) and posted 25 tackles, 2.0 tackles for loss, one interception and four passes defended.

PERSONAL:

- Attended Loyola High School in Los Angeles and was a two-year letterwinner and Second Team All-Serra League choice as a senior.
- Totaled 40 tackles, 18 passes defended, two forced fumbles and one interception as a senior en route to being named a *Daily News* All-Star.
- Was a four-year letterwinner in track and field, finishing third in the state in the long jump as a senior.
- Was an honor roll selection, a California Scholar and a National Merit Achievement Scholar.
- Visited patients at the Simon Cancer Center for breast cancer awareness.
- A native of Inglewood, Calif.

CAREER REGULAR SEASON STATISTICS

Year	GP	GS	Solo	Asst.	Total	Sacks	PD	FF	FR	INT	Yds	Avg.	LG	TD
2016 IND/WAS														
TOTAL	0	0	0	0	0	0.0	0	0	0	0	0	0.0	0	0

PRACTICE SQUAD

GETTING TO KNOW LEE HIGHTOWER

Favorite team and/or athlete outside of football:

Los Angeles Lakers and Kobe Bryant

Hobbies outside of football:

Cooking
jambalaya

If you could have lunch with three people,

living or dead, who would they be: Kobe Bryant, Malcolm X and Michael Jackson

Favorite movie: *Training Day*

What's the one thing you couldn't live without:

Music

13

WR



T.Y. HILTON



PRO BOWL
3 (2014-16)

5-9 • 178 • FLORIDA INTERNATIONAL

NFL EXP: 6 (6th Year with Colts)

HOW ACQUIRED: D3 – 2012 (92nd overall)

BORN: 11/14/89

GP/GS (POSTSEASON): 78/57 (6/5)

CAREER TRANSACTIONS:

- Selected by the Colts in the third round (92nd overall) of the 2012 NFL Draft.

PRO CAREER:

- Has been named to three consecutive Pro Bowls from 2014-16.
- Was the NFL leader in receiving yardage in 2016 after finishing the year with 1,448 yards on 91 receptions. He became the first Colts player to lead the league in the category since 2007. It also marked the eighth time in team history that a Colts player led the league in receiving yards (three times in Indianapolis and four times in Baltimore).
- Recorded four consecutive 1,000-yard seasons from 2013-16 and tied his single-season career-high in touchdowns (seven) in 2014.
- Joined Pro Football Hall of Famer Marvin Harrison (eight) and Reggie Wayne (eight) as the only players in franchise history to record at least four 1,000-yard receiving seasons.
- Became the second fastest Colts player to reach 5,000 career receiving yards, accomplishing the feat in 69 games (Marvin Harrison, 68 games).
- His 4,413 receiving yards in his first four seasons are the most by a wide receiver selected in the third round or later of the NFL Draft during that time frame.
- Set franchise postseason single-game records with 13 catches and 224 yards during the team's AFC Wild Card victory against Kansas City on January 4, 2014. Became the second player in team postseason history to finish a game with 200-plus receiving yards. His 13 receptions tied for the second-most in a single game in NFL postseason history while his receiving yardage total ranks third.
- Registered a team record 327 receiving yards for a single postseason (2013, two games) while his 17 receptions ranked tied for sixth.
- Became the second player in Colts history to record two 100-yard receiving games in a single postseason in 2013.
- Established a regular season career-high in receptions (11) against Jacksonville on Dec. 29, 2013 and receiving yards (223) at Houston on Oct. 9, 2014.
- Tied a franchise record and set a career-high with three touchdowns in a win at Houston on Nov. 3, 2013.
- Became the sixth player in NFL history to register 10

SINGLE-GAME HIGHS

REC: 11 vs. JAX (12/29/13)

YARDS: 223 at HOU (10/9/14)

TDS: 3 at HOU (11/3/13)

LG: 87t vs. NO (10/25/15)

RUSH: 2, two times (Last: at JAX 9/29/13)

YARDS: 30 at JAX (11/8/12)

TDS: 0

LG: 19 at JAX (11/8/12)

100-yard receiving games in the first two seasons of a career.

- Recorded five 100-yard receiving games in 2012, a Colts rookie record.
- Finished with the second-most receiving yards (861) by a rookie in franchise history.
- Ranked first among NFL rookies in receiving touchdowns (seven) in 2012.
- Became the first player in Colts history to score on a punt return and catch a pass for a touchdown when he accomplished the feat against Buffalo on November 26, 2012. Was named AFC Special Teams Player of the Week for his performance.
- Set the franchise record for the most receiving yards (1,944) and 100-yard games (10) and ranks second for the most receptions (132) in a Colts player's first two seasons with the team.
- Was named to the 2016 PFWA All-AFC Team.

2016 (COLTS):

- Started all 16 games for the first time in his career and set single season career highs in receptions (91) and receiving yards (1,448). Also contributed with six touchdowns and six 100-yard contests.
- Was named to his third consecutive Pro Bowl after leading the NFL in receiving yards.
- Caught eight passes for 174 yards (21.8 avg.) and the game-winning 63-yard touchdown starting at wide receiver in a Week 3 win against San Diego (9/25). His 174 receiving yards marked his second-highest total for a single game. With his 100-yard receiving contest, he passed Jimmy Orr (18) for the fourth most 100-yard games in Colts history. With eight receptions, reached 300 catches for his career.
- Started at wide receiver in a Week 4 loss at Jacksonville (10/2) and led the Colts in receiving

ADMINISTRATION

COACHING
STAFF

FOOTBALL
OPERATIONS

BUSINESS
OPERATIONS

PLAYERS

2016 SEASON
IN REVIEW

COLTS HISTORY

RECORDS

COLTS IN THE
COMMUNITY



ADMINISTRATION

COACHING
STAFFFOOTBALL
OPERATIONSBUSINESS
OPERATIONS

PLAYERS

2016 SEASON
IN REVIEW

COLTS HISTORY

RECORDS

COLTS IN THE
COMMUNITY

with seven receptions for 42 yards and one touchdown. With seven receptions, he passed Jimmy Orr (303) for the 10th-most in Colts history. Recorded a two-yard touchdown in the fourth quarter to cut Jacksonville's lead to 23-20. The score marked his second touchdown of the season and his second in as many games.

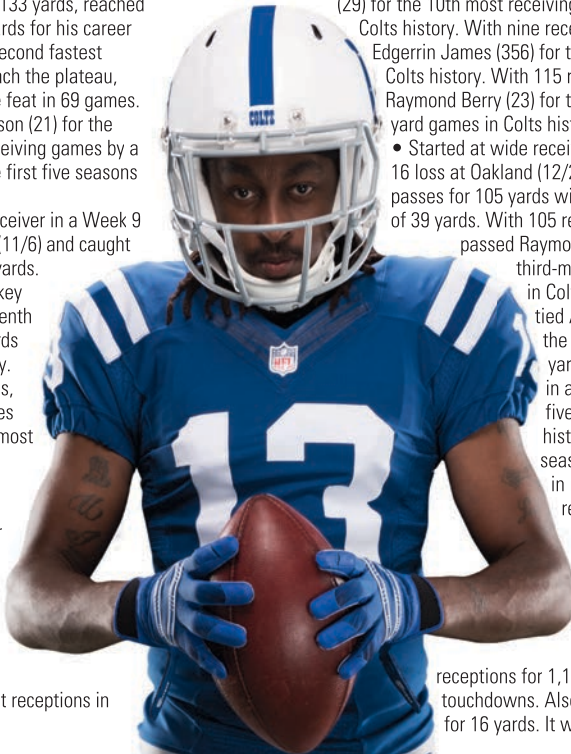
- In a Week 5 victory against Chicago (10/9) caught 10 passes for 171 yards and one touchdown. His 35-yard score with 3:43 remaining in the fourth quarter proved to be the game-winner. His 171 receiving yards marked his 20th career 100-yard contest and it was his third highest receiving yardage total for his career. He also passed Dallas Clark (4,887) for the eighth most receiving yards in team history. Totaled 117 receiving yards in the first half, which was his third highest total for a first half in his career. On the team's final possession of the second quarter, tallied 12 receiving yards on the drive, leading to an Adam Vinatieri field goal. His 10 receptions tied for the second most in a single-game in his career and it was the third time in his career he posted double-digit catches. It was his third touchdown of the season and the 27th of his career.
- In a Week 7 win at Tennessee (10/23), started at wide receiver and led the team with 133 receiving yards on seven catches, while adding a 37-yard touchdown. With 133 yards, reached 5,000 receiving yards for his career and became the second fastest Colts player to reach the plateau, accomplishing the feat in 69 games. Tied Marvin Harrison (21) for the most 100-yard receiving games by a Colts player in the first five seasons of their career.
- Started at wide receiver in a Week 9 win at Green Bay (11/6) and caught six passes for 82 yards. Passed John Mackey (5,126) for the seventh most receiving yards in franchise history. With six receptions, tied Edgerrin James (five) for the fifth-most 50-plus reception seasons in Colts history and tied Raymond Berry for the fourth most consecutive 50-plus seasons in team history. He also passed Don McCauley (333) for the eighth most receptions in franchise history.

- In a Week 11 victory against Tennessee (11/20), started at wide receiver and led the team in receiving with five catches for 97 yards and one touchdown. Gave the Colts a 21-0 lead in the second quarter with his two-yard touchdown reception. With the touchdown, he tied Roger Carr (29) for the 10th most receiving touchdowns in Colts history. Contributed with a 50-yard reception in the fourth quarter, which led to an Adam Vinatieri field goal and a 24-17 lead.
- Caught nine passes for 146 yards starting at wide receiver in a Week 13 victory at the New York Jets (12/5). With his 23-yard catch in the second quarter, he eclipsed 1,000 yards for the fourth consecutive season joining Marvin Harrison and Reggie Wayne as the only players in franchise history to reach the plateau in four different seasons. With 146 yards, passed Marvin Harrison (21) for the most 100-yard receiving games by a Colts player in the first five seasons of their career. He also passed Harrison, Anquan Boldin and Calvin Johnson for the ninth most 100-yard receiving games in a player's first five seasons in NFL history.
- Started at wide receiver in a Week 14 loss against Houston (12/11) and caught nine passes for 115 yards and one touchdown. Cut Houston's lead to 19-17 with his 35-yard touchdown reception in the fourth quarter. With the score, he passed Roger Carr (29) for the 10th most receiving touchdowns in Colts history. With nine receptions, he passed Edgerrin James (356) for the seventh most in Colts history. With 115 receiving yards, tied Raymond Berry (23) for the third-most 100-yard games in Colts history.
- Started at wide receiver in a Week 16 loss at Oakland (12/24) and caught four passes for 105 yards with a long catch of 39 yards. With 105 receiving yards, he

passed Raymond Berry (23) for the third-most 100-yard games in Colts history. He also tied A.J. Green (24) for the eighth most 100-yard receiving games in a player's first five seasons in NFL history. Set new single season career highs in receptions and receiving yards.

2015 (COLTS):

- Started 15-of-16 games at wide receiver and totaled 69 receptions for 1,124 yards and five touchdowns. Also fielded four punts for 16 yards. It was his third



consecutive 1,000-yard receiving season as he joined Pro Football Hall of Famer Marvin Harrison and Reggie Wayne as the only receivers in franchise history with three 1,000-yard campaigns.

- Earned his second consecutive Pro Bowl honor.
- In a Week 1 loss at Buffalo (9/13), led the team with seven catches for 88 yards and a long reception of 30 yards. His reception and receiving yardage totals were his best for a season opening game in his career.
- Led the team in receiving with four catches for 94 yards starting at wide receiver in a Week 3 win at Tennessee (9/27). Caught a 48-yard pass from Andrew Luck in the first quarter, which set up a Frank Gore touchdown.
- Caught five passes for 88 yards starting at wide receiver in a Week 5 win at Houston (10/8). Tallied a 43-yard reception on a third down with 1:37 remaining in the game to extend the team's final drive and allow Matt Hasselbeck to take a knee on the remaining three plays.
- Started at wide receiver in a Week 6 loss against New England (10/18) and led the team with six receptions for 74 yards and one touchdown. He gave the Colts a 21-17 first half lead with his three-yard touchdown at the 2:45 mark in the second quarter, which was his first of the season.
- In a Week 7 loss against New Orleans (10/25), caught four passes for 150 yards, two touchdowns and a career-long reception of 87 yards, which went for a touchdown. It was his fifth career multiple-touchdown game and his first since Dec. 7, 2014 at Cleveland. Was on the receiving end of the team's first touchdown of the game on an 87-yard strike from Andrew Luck in the third quarter. The score cut New Orleans' lead to 27-7. On the ensuing offensive possession, grabbed a 46-yard touchdown to bring the score to 27-14. With 150 yards, he tied Lenny Moore (17) for the fifth-most 100-plus yards games in Colts history.
- In a Week 9 victory against Denver (11/8), started at wide receiver and posted five receptions for 82 yards (16.4 avg.) with a long catch of 30 yards.
- Started at wide receiver in a Week 12 victory against Tampa Bay (11/29) and recorded six catches for 95 yards and two touchdowns. Finished with long catches of 29 and 31 yards. Gave the Colts a 16-12 lead in the third quarter with his 19-yard touchdown reception from Matt Hasselbeck. It was his fourth score of the season and the 23rd of his career. Added his second touchdown of the game on a three-yard score in the fourth quarter to give the Colts a 25-12 advantage. It was his sixth career game with two or more touchdown receptions.
- Started at wide receiver and caught four passes for 132 yards (33.0 avg.) in a Week 14 loss at Jacksonville (12/13). Grabbed passes of 57, 41 and 14 yards to give him a first half total of 112 yards. That tied for the third largest first half total of his career. With 132 yards, he tied Jimmy Orr (18) for

QUICK HITS

Hilton has recorded four consecutive 1,000-yard seasons (2013-16), including a career-high 1,448 in 2016.

Was the NFL leader in receiving yardage in 2016 after finishing the year with 1,448 yards on 91 receptions. He became the first Colts player to lead the league in the category since 2007. It also marked the eighth time in team history that a Colts player led the league in receiving yards (three times in Indianapolis and four times in Baltimore).

Hilton recorded his second 200-yard receiving performance of his career in a 2014 road victory against Houston. His 223 yards fell two shy of a franchise record. Hilton's second 200-yard game came in his 40th career contest (regular season and postseason) and of the five other players who have accomplished the feat, Hilton did it in the fewest amount of games.

On January 4, 2014, Hilton set franchise postseason single-game records with 13 catches and 224 yards during the team's AFC Wild Card victory against Kansas City on Jan. 4, 2014. He became the second player in team postseason history to finish a game with 200-plus receiving yards. His 13 receptions tied for the second-most in a single game in NFL postseason history while his receiving yardage total ranks third.

Hilton is the first player in Colts history to score on a punt return and catch a pass for a touchdown when he accomplished the feat against Buffalo on Nov. 26, 2012.

the fourth-most 100-plus yards games in Colts history. He also tied John Jefferson for the seventh-most 100-yard games in a player's first four seasons in NFL history. The 100-yard contest was the fourth of his career against Jacksonville.

- Caught three passes for 29 yards starting at wide receiver in a Week 15 loss against Houston (12/20). With 29 receiving yards, he recorded his third consecutive 1,000-yard receiving season joining Marvin Harrison and Reggie Wayne as the only receivers in franchise history to record three or more 1,000-yard seasons.

2014 (COLTS):

- Started all 15 games he competed in at wide receiver and led the team in receptions (82) and receiving yards (1,345) while adding seven touchdowns. Totaled two carries for 20 yards and added one punt return.
- In three postseason starts at wide receiver, caught 11 passes for 211 yards and contributed with one rush for one yard. Also returned one punt for 10 yards.
- Earned his first career Pro Bowl selection.



ADMINISTRATION

COACHING
STAFFFOOTBALL
OPERATIONSBUSINESS
OPERATIONS

PLAYERS

2016 SEASON
IN REVIEW

COLTS HISTORY

RECORDS

COLTS IN THE
COMMUNITY

- Led the team in receiving with six catches for 65 yards, starting at wide receiver in Week 2 against Philadelphia (9/15). Surpassed the 2,000-yard receiving plateau for his career.
 - Caught six passes for 105 receiving yards in a Week 4 victory against Tennessee (9/28). Finished with his 11th career 100-yard contest as he passed Roger Carr (10) for the sixth-most career 100-yard games in Colts history.
 - Started at wide receiver in the team's Week 5 win against Baltimore (10/5) and caught nine passes for 90 yards with a long reception of 21 yards. His nine receptions are the third-most in a regular season contest and were the most since the 2013 regular season finale against Jacksonville (11).
 - In a Week 6 win at Houston (10/9), caught nine passes for a regular season career-best 223 yards and one touchdown. Logged the sixth 200-plus receiving yard performance for a regular season game in Colts history and fell two yards shy of breaking the franchise single-game record for receiving yards. Contributed with receptions of 37, 40 and 49 yards en route to 147 yards in the first quarter. Dating back to 1991, Hilton's first quarter receiving total is the most in a first quarter since Reggie Wayne tallied 112 yards against Green Bay on Sept. 26, 2004.
 - Started at wide receiver in a Week 7 victory against Cincinnati (10/19) and caught seven passes for 107 yards (15.3 avg.). The game marked his 13th career 100-plus yard receiving contest. Following his first catch of the game, passed Austin Collie (172) for the second-most receptions in a player's first three seasons of a career in Colts history.
 - Led the team with six receptions for 155 yards and one touchdown starting at wide receiver in a Week 8 loss at Pittsburgh (10/26). On his second reception of the game, he caught a 28-yard touchdown pass and passed Bill Brooks for the most receiving yards through a player's first three seasons in Colts history. Tallied his 14th career 100-yard receiving contest,
- which was also his fourth of the season and his third in the last three games. It was the first time in his career that he tallied three consecutive 100-yard outings. Along with teammate Donte Moncrief, the duo each posted 100-plus receiving yards, marking the second time the team had two 100-yard receivers in the same game during the season (Reggie Wayne, 119 and Hilton, 105 against Tennessee). It was the 42nd occasion in franchise history where the Colts had two 100-yard receivers in the same game.
- In a Week 9 win at the New York Giants (11/3), caught three passes for 71 yards and one touchdown. Notched his third touchdown of the season and his second in as many games on a 31-yard catch in the third quarter. He secured the ball out of a New York defender's hands as he landed in the end zone. The score gave the Colts a 23-3 lead. With the touchdown, tied Lenny Moore (15) for the fourth-most receiving touchdowns in the first three seasons of a career in Colts history.
 - Started at wide receiver in a Week 12 victory against Jacksonville (11/23) and caught four passes for 122 yards and one touchdown. With 122 yards, topped 100 receiving yards for the 15th time in his career and the fifth time this season. Recorded his second consecutive 1,000-yard season and reached 3,000 receiving yards for his career. On his third reception of the game, caught a 73-yard touchdown pass to give the Colts a 20-3 lead. The reception tied his career-long, which went for his fourth touchdown of the season. The score also tied him with John Mackey and Austin Collie (16) for the second-most receiving touchdowns in the first three seasons of a career in Colts history.
 - In a Week 13 win against Washington (11/30), started at wide receiver and caught five passes for 62 yards and one touchdown. With his second catch of the game, passed Marvin Harrison for the most receptions through the first three seasons of a career in Colts history. On his three-yard receiving touchdown in the second quarter, passed John

LEADING THE LEAGUE

Hilton led the NFL in receiving yardage in 2016 after finishing the year with 1,448 yards on 91 receptions. He became the first Colts player to lead the league in the category since 2007. It also marked the eighth time in team history that a Colts player led the league in receiving yards (three times in Indianapolis and four times in Baltimore). Hilton has recorded four consecutive 1,000-yard seasons (2013-16) and has been selected to the Pro Bowl in each of the last three years.



Mackey and Austin Collie (16) for the second-most receiving touchdowns in the first three seasons of a career in Colts history.

- Started at wide receiver in a Week 14 victory at Cleveland (12/7) and caught 10 passes for 150 yards and two touchdowns. Topped the 100 receiving yard plateau for the 16th time in his career and the sixth time during the season. He also reached 150 yards in a single game for the fourth time in his career. With two touchdowns, tied his single-season career-high of seven total scores, which he originally set in 2012. It was the fourth time in his career he finished with two-plus touchdowns in a single game. His 10 receptions are the second-most for a single-game in his career (11 vs. Jacksonville, 12/29/13). Caught a 42-yard touchdown in the third quarter, which cut Cleveland's lead to 21-16. He then added a one-yard touchdown reception with 32 seconds remaining in the fourth quarter, which proved to be the game-winner. His touchdowns were his fifth and sixth in his last six games.
- In a Week 15 win against Houston (12/14), started at wide receiver and led the team with four receptions for 50 yards. Joined Marvin Harrison and Reggie Wayne as the only Colts with 1,300-plus receiving yard seasons.
- In the team's AFC Wild Card Playoff victory against Cincinnati (1/4/15), caught six passes for 103 yards marking his third career 100-yard postseason contest. With six catches, passed Edgerrin James (28) for the fifth-most career receptions in Colts postseason history. With 103 receiving yards, moved into second place for the most receiving yards by an NFL player in his first four career postseason games.
- Started at wide receiver in the team's AFC Divisional Playoff victory at Denver (1/11/15) and caught four passes for a team-leading 72 yards (18.0 avg.). It was his fourth career postseason contest with 70-plus receiving yards. Also added one rush for a one-yard gain.
- Caught one pass for 36 yards starting at wide receiver in the team's AFC Championship Game loss at New England (1/18/15).

2013 (COLTS):

- Competed in all 16 games (10 starts) and led the team in receptions (82) and yards (1,083) while adding five touchdowns.
- Registered a team-record 327 receiving yards for a single postseason (2013, two games) while his 17 receptions ranked tied for fifth.
- Became the second player in Colts history to record two 100-yard receiving games in a single postseason.
- Became the sixth player in NFL history to register 10 100-yard receiving games in the first two seasons of a career.
- Set the franchise record for the most receiving yards (1,944) and 100-yard games (10) and ranks second for the most receptions (132) in a Colts player's first

two seasons with the team.

- Finished a Week 2 contest against Miami (9/15) with 124 receiving yards on six receptions. Topped his previous career-high of 113 yards all in the first half. It was the highest first half receiving yardage total for the Colts dating back to Dec. 6, 2009 when Pierre Garcon recorded 126 yards against Tennessee. With the 100-yard contest, tied Jim Mutscheller for 10th place in Colts history with his sixth career 100-yard game.
- In a Week 5 victory against Seattle (10/6), finished the game with five catches for 140 yards (28.0 avg.) and two touchdowns. Notched a 73-yard touchdown on his first catch of the game in the first quarter to give the Colts their first points of the game. His second score came in the third quarter on a 29-yard reception. The first score marked his fourth career touchdown of 60 yards or more dating back to 2012. The only other player in the NFL with more in that span was Adrian Peterson (six). With 140 yards against Seattle, he tied Dallas Clark (seventh) for ninth in Colts history in career 100-plus-yard receiving performances. The multiple-touchdown performance was the second of his career.
- Recorded his eighth career 100-yard game after leading the team with seven receptions for 121 yards in a win at Houston (11/3). Established a career-high and tied a franchise record with three touchdowns. The second score came on a 58-yard

A FIRST FOR EVERYTHING

On Nov. 26, 2012, during Hilton's rookie season, the 23-year-old became the first player in Colts history to score on a punt return and catch a pass for a touchdown in the same game when he accomplished the feat against Buffalo.





pass from quarterback Andrew Luck in the fourth quarter, which marked the fifth connection the duo recorded of 50-plus yards since 2012. With 121 receiving yards, tied John Mackey (eight) for the eighth-most 100-yard games in Colts history. Returned a punt 34 yards in the second quarter, which was his longest of the season.

- In a Week 10 loss against St. Louis (11/10), posted seven receptions while totaling 130 yards. Recorded his ninth career 100-yard receiving contest and tied Bill Brooks for the seventh-most 100-plus-yard receiving performances in Colts history. Connected with quarterback Andrew Luck on a 65-yard pass in the third quarter.
- Started at wide receiver in a Week 15 win against Houston (12/15) and tallied eight receptions for 78 receiving yards. Caught five receptions in the first quarter. With eight catches, passed Marshall Faulk (108) for the fifth-most receptions in a player's first two seasons in Colts history. With 78 yards, passed Marvin Harrison (1,702) for the second-most receiving yards in a player's first two seasons in team annals.
- In a Week 16 win at Kansas City (12/22), started at wide receiver and caught five passes for 52 yards with a long reception of 31 yards. With five receptions, passed Bill Brooks and Austin Collie for the third most catches in a player's first two seasons with the Colts.
- Started at wide receiver in a Week 17 victory against Jacksonville (12/29) and set a regular season career-high with 11 receptions while totaling 155 receiving yards. With his sixth reception of the first quarter, reached the 1,000-yard receiving plateau for the first time in his career. His nine first half receptions are also the third-most for the team in a first half of play dating back to 1991 and the most for the Colts since Dallas Clark caught 11 passes against Houston in the first half on Nov. 8, 2009. Moved passed Bill Brooks (1,853) for the most receiving yards in a player's first two seasons in Colts history. Recorded his 10th 100-yard receiving performance, which ties Roger Carr for the fifth-most in Colts history. With 11 catches, passed Edgerrin James (125) for the second-most receptions in a player's first two seasons with the Colts.
- Started his first career playoff game at wide receiver during the team's AFC Wild Card victory against Kansas City (1/4/14). Led the team in receiving and added his first career postseason 200-yard receiving performance with 13 catches for 224 yards and two touchdowns. His 13 catches tied for the second-most in NFL postseason history in a single game and set a franchise postseason record. His 224 receiving yards ranked as the third-most for a single-game in NFL postseason history and set a team postseason record. It was also the second 200-yard receiving game in Colts postseason history. His two receiving touchdowns tied a franchise record and marked the fourth time in team postseason history that a

receiver caught two touchdowns in a single game. Recorded the game-winning 64-yard touchdown reception with 4:21 remaining in the fourth quarter to seal the victory.

- In the team's AFC Divisional Playoff loss at New England (1/11/14), started at wide receiver and led the team in receiving, finishing with four catches for 103 yards. For the second consecutive week, topped the 100-yard receiving plateau while making long receptions of 40 and 46 yards. With four receptions, passed Brandon Stokley (22) for the seventh-most catches in Colts postseason history. With 103 receiving yards, passed Eddie Hinton (380) for the fourth-most yards in team postseason history.

2012 (COLTS):

- Played in 15 games (one start) and recorded 50 catches for 861 yards and had a team-high seven touchdowns. Carried the ball five times for 29 yards. Added 26 punt returns for 300 yards and one touchdown. Also, returned seven kickoffs for 118 yards.
- Led both teams in receiving against Jacksonville (9/23) with four receptions for 113 yards and one touchdown.
- Registered his second 100-yard performance of the season with six catches for 102 yards against Miami (11/4). Added a 36-yard touchdown, his second of the season, in the third quarter.
- Finished the game with six catches for 100 yards and two touchdowns at New England (11/18). His 100-yard outing tied him with Andre Rison (three) for the most 100-yard games in a season by a Colts rookie receiver. Became the team's first rookie receiver with two touchdowns in a game since wide receiver Blair White (two) on Nov. 21, 2010 at New England.
- Caught three passes for 33 yards and one touchdown and returned four punts for 111 yards, including a 75-yard score against Buffalo (11/25). Became the first player in Colts history with a punt return for a touchdown and a receiving touchdown in the same game. His punt return for a touchdown was the team's first since Dec. 16, 2007 when T.J. Rushing logged a 90-yard return for a score. Was named AFC Special Teams Player of the Week for his performance.
- Finished a Week 13 contest at Detroit (12/2) with a team-leading six receptions for 100 yards. With his total, he set a new club record for 100-yard receiving games by a rookie (four), topping Andre Rison's old record of three, which was set in 1989.
- Finished the game with three catches for 78 yards and one touchdown at Houston (12/16). His score came on a 61-yard reception from Andrew Luck in the second quarter.
- Made his first start of the season at wide receiver at Kansas City (12/23) and caught two passes for 34 yards.
- Finished the game with four catches for 111 yards and one touchdown against Houston (12/30). Topped the 100-yard receiving plateau for the fifth time in

2012, improving his franchise rookie record for the most 100-yard games in a rookie season. Tied John Mackey and Austin Collie (seven) for the third-most touchdowns by a rookie in Colts history. The 70-yard catch was a season-long.

- Finished second on the team in receiving with eight catches for 66 yards in the Colts AFC Wild Card Playoff loss at Baltimore (1/6/13). Caught a long pass of 25 yards.

COLLEGE:

- Started 37-of-50 games at Florida International, where he graduated with school career records for receptions (229), receiving yards (3,351) and touchdowns (24). Also contributed with 498 rushing yards and seven scores on 69 carries and completed two passes for 38 yards and a touchdown.
- Named a Third Team All-America selection as an all-purpose back by *The NFL Draft Report*, adding honorable mention honors from *Sports Illustrated* in 2011.
- Awarded Sun Belt Conference Player of the Year in 2010 and earned All-Sun Belt Conference first-team accolades in 2010 and 2011.
- Garnered Sun Belt Conference Freshman of the Year accolades from *Sporting News* and *Rivals.com*, was named the Freshman of the Year by the Sun Belt Conference and was an All-Sun Belt Conference first-team choice as a kick return specialist and all-purpose player.
- Selected to the Freshman All-America team as a punt return specialist by the Football Writers Association of America and Freshman All-America kick returner by *Sporting News*. Also received Honorable Mention All-America accolades from *Sports Illustrated*.
- Returned 49 punts for 614 yards and two touchdowns, as all three marks set school career records. His 97-yard scoring punt return against Florida Atlantic (11/12/11) set the FIU record and ranked as the second-longest in Sun Belt Conference history.
- Returned 105 kickoffs for 2,855 yards and four touchdowns, setting the school and Sun Belt career record for scoring returns and total runbacks.
- Graduated holding FIU and conference all-time records, in addition to ranking fifth in NCAA FBS history with 7,498 all-purpose yards (149.96 ypg).
- Found the end zone 37 times to set a school career record for touchdowns, while his 224 points rank second in school annals.
- Finished 10th among active NCAA Football Bowl Subdivision performers for receptions (229), sixth for receiving yards (3,351) and 14th for touchdown receptions (24).
- Established Sun Belt Conference all-time records for receiving yards (3,351) and touchdown grabs (24), while his receptions (229) rank second in league annals.
- Set FIU season records with 72 receptions for 1,038 yards in 2011.

- Returned 36 kickoffs as a freshman to set the school season record while his 841 yards on those runbacks rank second in single-season annals.

PERSONAL:

- Attended Miami Springs (Fla.) High School.
- Named the Dade County Athlete of the Year and added *Miami Herald* First Team All-Dade honors in football as a senior and in basketball as a junior.
- Garnered 6A second-team all-state honors from the Florida Sports Writers Association in 2007.
- As a senior, caught 42 passes for 785 yards and 16 touchdowns. Also scored four times on kick returns.
- Played wide receiver and defensive back as a sophomore, accumulating eight interceptions and 650 receiving yards.
- In 2016, hosted 200 youth for the T.Y. Hilton Football ProCamp in Indianapolis.
- Has participated in several Indiana Black Expo Saving Our Youth Celebrity Basketball Games, which raised money for scholarships for youth.
- Served as the 2014 Bleed Blue Blood Drive spokesperson and featured player.
- Hosted a Strikes For Kids bowling event in 2014, benefiting high school scholarships.
- Participated in the 2012 Colts Rookie Community Blitz at Concord Neighborhood Center, helping local children with reading, crafts and fitness activities.
- Participates in the Community Ticket Block program and donates 15 tickets per game to Fathers and Families.
- Participated in the Colts QB Shopping event with Shepherd Community Center as a volunteer shopper.
- Participated in the Colts Play 60 Super School visit.
- Majored in sports broadcasting at Florida International.
- A native of Miami.



CAREER REGULAR SEASON STATISTICS

Year	GP	GS	No.	RECEIVING				RUSHING				
				Yards	Avg.	LG	TD	No.	Yards	Avg.	LG	TD
2016 IND	16	16	91	1,448	15.9	63t	6	0	0	0.0	0	0
2015 IND	16	15	69	1,124	16.3	87t	5	0	0	0.0	0	0
2014 IND	15	15	82	1,345	16.4	73t	7	2	20	10.0	15	0
2013 IND	16	10	82	1,083	13.2	73t	5	2	6	3.0	0	0
2012 IND	15	1	50	861	17.2	70t	7	5	29	5.8	19	0
TOTAL	78	57	374	5,861	15.7	87t	30	9	55	6.1	19	0

CAREER REGULAR SEASON RETURN STATISTICS

Year	GP	GS	PR	FC	Yards	Avg.	LG	TD	KR	Yards	Avg.	LG	TD
2016 IND	16	16	1	1	5	5.0	5	0	2	5	2.5	5	0
2015 IND	16	15	4	2	16	4.0	10	0	0	0	0.0	0	0
2014 IND	15	15	0	0	0	0.0	0	0	1	0	0.0	0	0
2013 IND	16	10	17	12	159	9.4	34	0	0	0	0.0	0	0
2012 IND	15	1	26	18	300	11.5	75t	1	7	118	16.9	26	0
TOTAL	78	57	48	33	480	10.0	75t	1	10	123	12.3	26	0

CAREER POSTSEASON STATISTICS

Year	GP	GS	No.	RECEIVING				RUSHING				
				Yards	Avg.	LG	TD	No.	Yards	Avg.	LG	TD
2014 IND	3	3	11	211	19.2	36	0	1	1	1.0	1	0
2013 IND	2	2	17	327	19.2	64t	2	0	0	0.0	0	0
2012 IND	1	0	8	66	8.3	25	0	0	0	0.0	0	0
TOTAL	6	5	36	604	16.8	64t	2	1	1	1.0	1	0

CAREER POSTSEASON RETURN STATISTICS

Year	GP	GS	PR	FC	Yards	Avg.	LG	TD	KR	Yards	Avg.	LG	TD
2014 IND	3	3	1	1	10	10.0	10	0	0	0	0.0	0	0
TOTAL	3	3	1	1	10	10.0	10	0	0	0	0.0	0	0

ADDITIONAL STATISTICS: Recorded one pass attempt at Kansas City (12/23/12).

GETTING TO KNOW T.Y. HILTON

Favorite team and/or athlete outside of football:

LeBron James

Favorite musician and/or song: R. Kelly - "The World's Greatest"

Hobbies outside of football: Basketball

Favorite food: Fast food

Favorite vacation spot: Orlando, Fla.

If you could have lunch with three people, living or dead, who would they be: LeBron James, Michael Jordan and Michael Jackson

Favorite movie: *The Sandlot*

What's the one thing you couldn't live without: My video games

ADMINISTRATION

COACHING STAFF

FOOTBALL OPERATIONS

BUSINESS OPERATIONS

PLAYERS

2016 SEASON IN REVIEW

COLTS HISTORY

RECORDS

COLTS IN THE COMMUNITY

94

DE

MARGUS HUNT



6-8 • 298 • SMU

NFL EXP: 5 (1st Year with Colts)

HOW ACQUIRED: UFA – 2017 (CIN)

BORN: 7/14/87

GP/GS (POSTSEASON): 44/0 (2/0)

CAREER TRANSACTIONS:

- Signed by the Colts as an unrestricted free agent on March 13, 2017.
- Selected by the Cincinnati Bengals in the second round (53rd overall) of the 2013 NFL Draft.

2016 (BENGALS):

- Saw action in 15 games, and totaled 14 tackles (seven solo), 2.0 tackles for loss, four quarterback hits, one blocked field goal, three blocked PATs, two passes defended and three special teams tackles.
- Blocked a 22-yard Nick Folk field goal attempt in the first quarter at the New York Jets (9/11), preventing the Jets from mounting a two-score lead, and also had two passes defended.
- Tallied two tackles (one solo), including 1.0 tackle for loss at Pittsburgh (9/18).
- Totaled a season-best three tackles (two solo), one special teams tackle and a blocked PAT against Denver (9/25).
- Blocked a PAT in the fourth quarter at Houston (12/24), and added one assisted tackle.

2015 (BENGALS):

- Saw action in seven games, recording two tackles (one solo).

2014 (BENGALS):

- Appeared in 12 games, registering six tackles (four solo), 1.0 sack, 2.0 tackles for loss, one quarterback hit, one pass defended and one special teams tackle.
- Knocked down a pass and added one special teams tackle at Baltimore (9/7) in the season opener.
- Posted his first career solo sack against Jacksonville (11/2), dropping Blake Bortles for a six-yard loss on the game's final play.
- Recorded a season-high two solo tackles, including 1.0 tackle for loss against Cleveland (11/6).

2013 (BENGALS):

- Saw action in 10 games as a rookie, logging three tackles (one solo), half a sack and two quarterback hits.
- Made his NFL debut against New England (10/6), contributing with one quarterback hit.
- Recorded his first career tackle against the New York Jets (10/27).

SINGLE-GAME HIGHS

TACKLES: 3, two times (Last: vs. PIT 12/18/16)

SACKS: 1.0 vs. JAX (11/2/14)

FF: 0

FR: 0

INT: 0

PD: 2 at NYJ (9/11/16)

- Shared a sack of Joe Flacco against Baltimore (12/29).

COLLEGE:

- Started 27-of-53 career games played at SMU (2009-2012), compiling 112 tackles (60 solo), 28.0 tackles for loss, 16.5 sacks, seven passes defended, two forced fumbles and one fumble recovery.
- His 17 blocked kicks rank as the second-most in NCAA history, and his 10 field goal blocks set an NCAA mark, surpassing the previous total of eight set by James Ferebee of New Mexico State from 1978-1981.
- Served as a key player in SMU's return to football success, playing on bowl teams in all four of his seasons, winning three of them.
- Started 12 games at defensive end as a senior in 2012, registering 31 tackles (19 solo), a career-high in both tackles for loss (11.5) and sacks (8.0).

BREAKING RECORDS

Hunt won Estonia's first two gold medals at the IAAF Track and Field World Junior Championships held in Beijing, China in 2006. He set a new men's discus throw record with a mark of 67.32 meters and won gold with a shot put throw of 20.53 meters. He also became the first athlete in the event's history to win gold in both events.



ADMINISTRATION

COACHING STAFF

FOOTBALL OPERATIONS

BUSINESS OPERATIONS

PLAYERS

2016 SEASON IN REVIEW

COLTS HISTORY

RECORDS

COLTS IN THE COMMUNITY



ADMINISTRATION

COACHING STAFF

FOOTBALL OPERATIONS

BUSINESS OPERATIONS

PLAYERS

2016 SEASON IN REVIEW

COLTS HISTORY

RECORDS

COLTS IN THE COMMUNITY

three passes defended, two forced fumbles and three blocked kicks.

- Was a First Team All-Conference USA selection and capped his career with MVP honors in the Hawaii Bowl. He also played in the Senior Bowl.
- As a junior in 2011, tallied 28 tackles (16 solo), 7.5 tackles for loss, 3.0 sacks, one pass defended and four blocked kicks.
- In 2010, compiled a career-high 45 tackles (21 solo), 6.5 tackles for loss, 3.0 sacks, two passes defended and three blocked kicks.
- As a freshman in 2009, set an NCAA freshman record with seven blocked kicks, falling just one short of the NCAA season record for blocks by any player. Added eight tackles (four solo), 2.5 tackles for loss, 2.5 sacks, one pass defended and one fumble recovery.

PERSONAL:

- Attended Nuia School in Estonia.
- In 2006, at age 18, won Estonia's first two gold medals in the World Junior Track and Field Championships, with a discus throw of 67.32 meters and a shot put of 20.53 meters.
- Became the first athlete in the event's history to win gold medals in both discus and shot.
- Qualified four times (2003-06) for the World Junior Championships, and in 2005, he won the gold medal in the European Junior Championships with a discus throw of 62.19 meters.
- Majored in business.
- Born in Karksi-Nuia, Estonia.

CAREER REGULAR SEASON STATISTICS

Year	GP	GS	Solo	Asst.	Total	Sacks	PD	FF	FR	INT	Yds	Avg.	LG	TD
2016 CIN	15	0	7	7	14	0.0	2	0	0	0	0	0.0	0	0
2015 CIN	7	0	1	1	2	0.0	0	0	0	0	0	0.0	0	0
2014 CIN	12	0	4	2	6	1.0	1	0	0	0	0	0.0	0	0
2013 CIN	10	0	1	2	3	0.5	0	0	0	0	0	0.0	0	0
TOTAL	44	0	13	12	25	1.5	3	0	0	0	0	0.0	0	0

CAREER POSTSEASON STATISTICS

Year	GP	GS	Solo	Asst.	Total	Sacks	PD	FF	FR	INT	Yds	Avg.	LG	TD
2014 CIN	1	0	0	2	2	0.5	0	0	0	0	0	0.0	0	0
2013 CIN	1	0	0	0	0	0.0	0	0	0	0	0	0.0	0	0
TOTAL	2	0	0	2	2	0.5	0	0	0	0	0	0.0	0	0

SPECIAL TEAMS TACKLES: 4 (2016 - 3, 2014 - 1)

ADDITIONAL STATISTICS: Blocked a field goal attempt at the N.Y. Jets (9/11/16).
Blocked a PAT vs. Denver (9/25/16).
Blocked a PAT at Houston (12/24/16).

GETTING TO KNOW MARGUS HUNT

Favorite musician and/or song: Metallica - "Enter Sandman"

Hobbies outside of football: Hanging out with friends and playing golf

What is something interesting about you that most people may not know: I put my clothes on

right arm and leg first

Favorite food: Salmon

Favorite vacation spot: Tahiti

What's the one thing you couldn't live without: My wife and family

53

ILB



EDWIN JACKSON

6-0 • 234 • GEORGIA SOUTHERN

NFL EXP: 2 (2nd Year with Colts)

HOW ACQUIRED: FA – 2015

BORN: 12/19/91

GP/GS (POSTSEASON): 16/8 (0/0)

CAREER TRANSACTIONS:

- Signed by the Colts to a reserve/future contract on January 5, 2016.
- Signed to the Colts practice squad on December 22, 2015.
- Released from the Colts practice squad on December 16, 2015.
- Signed to the Colts practice squad on December 8, 2015.
- Released by the Arizona Cardinals on August 31, 2015.
- Signed as an undrafted free agent with the Cardinals on May 5, 2015.

2016 (COLTS):

- Competed in all 16 games (eight starts) and ranked third on the team with 61 tackles (42 solo) while adding 2.0 sacks, 1.0 tackle for loss, two quarterback hits and 10 special teams tackles.
- Made his NFL debut in a Week 1 loss against Detroit (9/11). Saw action on special teams, but did not record a tackle.
- Compiled his first career tackles (three) competing at inside linebacker in a Week 7 win at Tennessee (10/23).
- Made his first career start at WILL linebacker in a Week 8 loss against Kansas City (10/30). Tallied four solo tackles, 1.0 sack and one quarterback hit.
- Started at WILL linebacker in a Week 11 victory against Tennessee (11/20) and finished with five tackles (three solo), 1.0 sack and one quarterback hit. Also contributed with two special teams stops.
- Tied for the team lead with seven tackles (four solo) starting at WILL linebacker in a Week 12 loss against Pittsburgh (11/24).
- In a Week 13 victory at the New York Jets (12/5), led the team with seven tackles (six solo) and added 1.0 tackle for loss.
- Led the team with 10 tackles (three solo), starting at inside linebacker in a Week 14 loss against Houston (12/11).
- Started at WILL linebacker in a Week 15 victory at Minnesota (12/18) and tied for the team lead with seven tackles (six solo).

2015 (COLTS):

- Spent three weeks of the regular season on the Colts practice squad.

SINGLE-GAME HIGHS

TACKLES: 10 vs. HOU (12/11/16)
SACKS: 1.0, two times (Last vs. TEN 11/20/16)
FF: 0
FR: 0
INT: 0
PD: 0

COLLEGE:

- Played in 48 games (23 starts) in four seasons at Georgia Southern, posting 218 tackles (121 solo), 2.0 sacks, 8.0 tackles for loss, one interception, one forced fumble and one fumble recovery.
- Led the Eagles in tackles in each of his last two seasons.
- Earned First Team All-Sun Belt honors as a senior and helped Georgia Southern win the Sun Belt in its first year in the conference and at the NCAA FBS level in 2014.
- Started all 12 games in 2014 and recorded a career-high 100 tackles, which ranked in the top-10 of the Sun Belt Conference. Had four games with 13-plus tackles. Also had a forced fumble and an interception, which helped seal a win at South Alabama.
- Totaled a team-best 92 tackles, 2.0 sacks and a fumble recovery in 11 games as a junior.
- Posted 10 tackles, including a team-leading eight solo stops in 26-20 upset win at Florida. Named the College Sports Madness Southern Conference Player of the Week for his performance against the Gators.
- Played in 12 games as a sophomore in 2012, collecting 16 tackles and six special teams tackles.
- Saw action in 13 games as a freshman in 2011 after joining the team as a walk-on and had 10 tackles.

PERSONAL:

- Attended Westlake High School in Atlanta where he lettered three times in football and was a three-year team captain.
- Was a state championship finalist in wrestling at 189 pounds.
- Participated in fitness activities with youth at the team's 2016 Hometown Huddle event.
- Read books to local elementary students as part of the Colts Day in Schools event.

ADMINISTRATION

COACHING
STAFF

FOOTBALL
OPERATIONS

BUSINESS
OPERATIONS

PLAYERS

2016 SEASON
IN REVIEW

COLTS HISTORY

RECORDS

COLTS IN THE
COMMUNITY



ADMINISTRATION

COACHING STAFF

FOOTBALL OPERATIONS

BUSINESS OPERATIONS

PLAYERS

2016 SEASON IN REVIEW

COLTS HISTORY

RECORDS

COLTS IN THE COMMUNITY

- Volunteered for the Colts Hunger Relief efforts and packed meals during the Million Meal Marathon.
- Graduated with a degree in international trade from

- Georgia Southern.
- A native of Atlanta.

CAREER REGULAR SEASON STATISTICS

Year	GP	GS	Solo	Asst.	Total	Sacks	PD	FF	FR	INT	Yds	Avg.	LG	TD
2016 IND	16	8	42	19	61	2.0	0	0	0	0	0	0.0	0	0
2015 IND														
TOTAL	16	8	42	19	61	2.0	0	0	0	0	0	0.0	0	0

PRACTICE SQUAD

SPECIAL TEAMS TACKLES: 10 (2016 - 10)**GETTING TO KNOW EDWIN JACKSON****Favorite team and/or athlete outside of football:**

Allen Iverson and Troy Polamalu

Favorite musician and/or song: Joe Hertz**Hobbies outside of football:** Traveling, networking and tailgating**What is something interesting about you that most people may not know:** I have nine siblings

(five sisters and four brothers)

Favorite food: Mac and cheese, smoked chicken and

rice and beans

Favorite vacation spot: Hawaii**If you could have lunch with three people, living or dead, who would they be:** Bill Gates, Barack Obama and Bob Marley**Favorite movie:** *Inception***What's the one thing you couldn't live without:**

Christ and my family

**78**
C**RYAN KELLY****6-4 • 309 • ALABAMA****NFL EXP:** 2 (2nd Year with Colts)**HOW ACQUIRED:** D1 – 2016 (18th overall)**BORN:** 5/30/93**GP/GS (POSTSEASON):** 16/16 (0/0)**CAREER TRANSACTIONS:**

- Selected by the Colts in the first round (18th overall) of the 2016 NFL Draft.

PRO CAREER:

- In 2016, was 1-of-11 rookies in the NFL to start all 16 games, 1-of-5 rookie offensive linemen to start all 16 and 1-of-2 rookie centers to start all 16.
- Joined Steve McKinney (1998, LG), Tarik Glenn (1997, RG), Adam Meadows (1997, LT) and Ron Solt (1984, RG) as the only Colts offensive linemen to start all 16 games as a rookie. He is also the only Colts center to start all 16 games as a rookie.

2016 (COLTS):

- Started all 16 games at center in his rookie season and blocked for a Colts offense that ranked tied for fifth in the NFL in passing yards per game (262.6), seventh in points scored (397) and 10th in yards per game (364.4). Opened rushing lanes for running back Frank Gore who logged the team's first 1,000-yard rushing season dating back to 2007.
- Started at center in his NFL debut in a Week 1 loss against Detroit (9/11). Blocked for the Colts to

record 450 net yards as quarterback Andrew Luck tallied 385 passing yards and four touchdowns.

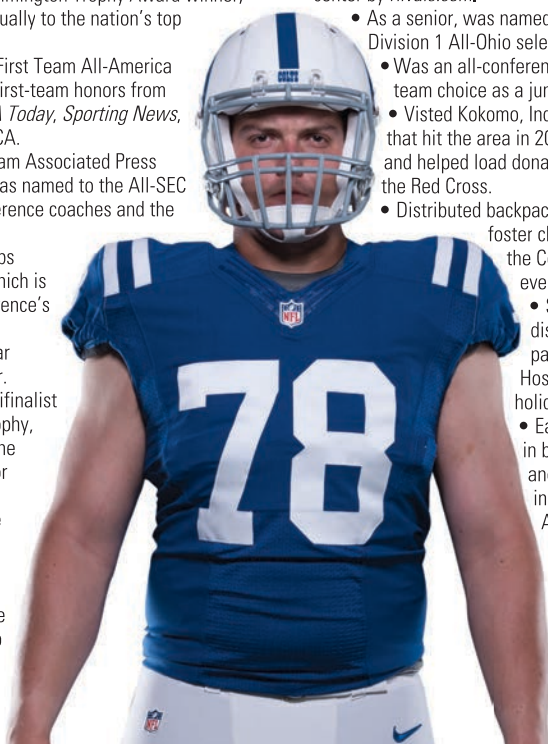
- Provided time for the offense to generate 410 net yards starting at center in a Week 3 win against San Diego (9/25).
- In a Week 5 victory against Chicago (10/9), started at center and provided time for the offense to compile 396 net yards.
- Started at center in a Week 6 loss at Houston (10/16) and blocked for Frank Gore who became the team's first 100-yard rusher (106) in 55 consecutive regular season games.
- Provided time for the Colts offense to generate 422 yards, starting at center in a Week 7 win at Tennessee (10/23). Assisted Andrew Luck who threw for 353 yards and three touchdowns.
- Started at center in a Week 9 win at Green Bay (11/6) and provided time for Andrew Luck to throw for 281 yards and one touchdown. Also opened rushing lanes for Frank Gore to total 60 yards and two touchdowns.
- In a Week 11 victory against Tennessee (11/20), started at center and blocked for an offense that recorded 327 net yards as Andrew Luck threw for

262 yards and two touchdowns.

- Blocked for an offense that generated 421 net yards of offense starting at center in a Week 13 victory at the New York Jets (12/5).
- Started at center in a Week 15 victory at Minnesota (12/18), and opened lanes for 161 net rushing yards, including 101 from Frank Gore. Also blocked for Andrew Luck who threw for 250 yards and two touchdowns.
- In a Week 16 loss at Oakland (12/24), started at center and was part of an offensive line that did not allow a sack for the second consecutive week. Provided time for Andrew Luck to throw for 288 yards and two touchdowns.

COLLEGE:

- Played in 46 games (36 starts) at the University of Alabama where he was a three-year starter at center and helped lead the Crimson Tide to the 2015 National Championship.
- Did not allow a sack during his final two seasons while missing just 15 assignments on 1,818 snaps during that span.
- Was named the Rimington Trophy Award winner, given annually to the nation's top center, following his senior season.
- As a senior team captain, started all 15 games for the National Champion Crimson Tide en route to being named the Rimington Trophy Award winner, which is given annually to the nation's top center.
- Was a consensus First Team All-America selection earning first-team honors from Walter Camp, *USA Today*, *Sporting News*, FWAA and the AFCA.
- Named Second Team Associated Press All-America and was named to the All-SEC first-team by conference coaches and the AP.
- Received the Jacobs Blocking Trophy which is given to the conference's top lineman.
- Named SEC Scholar Athlete of the Year.
- Was named a semifinalist for the Outland Trophy, which is given to the nation's top interior lineman and a semifinalist for the Campbell Award.
- Started 12 games as a junior including the SEC Championship and College Football Playoff games on an offensive line



that allowed just 16.0 sacks on the year ranking second in the conference and 14th nationally.

- Started nine games in 2013 and was responsible for line calls and adjustments for an offensive line that ranked 23rd nationally and fourth in the SEC for fewest sacks allowed per game (1.31) and blocked for 205.6 rushing yards per game (25th-most nationally) and 454.1 total yards per game (33rd-most nationally) that ranked as the second-most in a single season in Crimson Tide history.
- Made his first collegiate start against Virginia Tech (8/31) at the Georgia Dome in Atlanta.
- Missed only seven assignments in 806 snaps for a 99.1 percent success rate and did not allow a sack on the season.
- Named Alabama's Offensive Player of the Week at Tennessee (10/25) and against Western Carolina (11/22).
- Saw action in 10 games coming off the bench as a redshirt freshman.
- Named to the SEC All-Freshman team.
- Redshirted as a true freshman in 2011.

PERSONAL:

- Attended Lakota West High School in West Chester, Ohio where he was named an Under Armour All-America choice and was rated the No. 2 center by *Scout.com*, the No. 4 center by ESPNU and the No. 6 center by *Rivals.com*.
 - As a senior, was named a Third Team Division 1 All-Ohio selection.
 - Was an all-conference and all-city first-team choice as a junior in 2009.
- Visted Kokomo, Ind. following tornadoes that hit the area in 2016, met with locals and helped load donated food working with the Red Cross.
- Distributed backpacks full of books to foster children as part of the Colts Books for Youth event.
 - Sang carols and distributed gifts to patients at Riley Hospital during the holidays.
 - Earned his bachelor's in business management and his master's degree in marketing from Alabama.
 - A native of West Chester, Ohio.



ADMINISTRATION

COACHING STAFF

FOOTBALL OPERATIONS

BUSINESS OPERATIONS

PLAYERS

2016 SEASON IN REVIEW

COLTS HISTORY

RECORDS

COLTS IN THE COMMUNITY

CAREER GP/GS (POSTSEASON):

2016 IND: 16/16

TOTAL: 16/16**GETTING TO KNOW RYAN KELLY****Favorite team and/or athlete outside of football:**

Cincinnati Reds and Nashville Predators

Favorite musician and/or song: George Strait - "Clear Blue Sky"**Hobbies outside of football:** Golfing, fishing and hunting**Favorite food:** Steak**Favorite vacation spot:** Siesta Key, Fla.**If you could have lunch with someone, living or dead, who would it be:** Johnny Cash**Favorite movie:** *The Patriot***What's the one thing you couldn't live without:** Relationships with my friends and family**90
DE****KENDALL LANGFORD****6-6 • 299 • HAMPTON****NFL EXP:** 10 (3rd Year with Colts)**HOW ACQUIRED:** FA — 2015**BORN:** 1/27/86**GP/GS (POSTSEASON):** 135/113 (1/1)**CAREER TRANSACTIONS:**

- Signed by the Colts as a free agent on March 10, 2015.
- Released by the St. Louis Rams on February 26, 2015.
- Signed as an unrestricted free agent by the Rams on March 17, 2012.
- Selected by the Miami Dolphins in the third round (66th overall) of the 2008 NFL Draft.

PRO CAREER:

- Has played in 135 games with 113 starts on the defensive line.
- Had a streak of 135 consecutive games played, which was the longest active streak among NFL defensive linemen. The streak ended on Oct. 30, 2016.

2016 (COLTS):

- Started all seven games he played in and logged 11 tackles (eight solo), 2.0 tackle for loss, one quarterback hit, one fumble recovery and two passes defended.
- Compiled one tackle and one fumble recovery starting at defensive end in a Week 3 win against San Diego (9/25). He recovered a Chargers fumble in the red zone preventing San Diego from a scoring opportunity.
- In a Week 4 loss at Jacksonville (10/2), started at defensive end and registered three tackles, 1.0 tackle for loss and two passes defended.
- Compiled four tackles (three solo), 1.0 tackle for loss and one quarterback hit starting at defensive end in a Week 6 loss at Houston (10/16).
- Placed on Injured Reserve on November 19.

2015 (COLTS):

- In his first season with the Colts, started all 16

SINGLE-GAME HIGHS**TACKLES: 13 at MIN** (10/28/07)**SACKS: 2.0, two times** (Last: at MIA 12/27/15)**FF: 1, four times** (Last: vs. DEN 10/23/11)**FR: 1 vs. SD** (9/25/16)**INT: 0****PD: 2, two times** (Last: at JAX 10/2/16)

games at defensive end and registered 40 tackles (35 solo), 10.0 tackles for loss and three passes defended. Set a career-high and tied for the team lead in sacks (7.0) with Robert Mathis.

- Started at defensive end in a Week 4 win against Jacksonville (10/4) and totaled two tackles, 1.0 sack and one pass defended. He recorded his first sack as a member of the Colts and career sack number 16.5 when he dropped Blake Bortles for a nine-yard loss in the second quarter. The sack led to a punt.
- Posted two tackles, 1.0 sack and one quarterback hurry starting at defensive end in a Week 7 loss against New Orleans (10/25). Notched his second sack of the season when he dropped Drew Brees for a nine-yard loss in the third quarter to force a punt.
- Tallied seven solo tackles, notched the team's only sack and posted five quarterback hits starting at defensive end in a Week 9 victory against Denver (11/8). Recorded the team's lone sack of the game when he dropped Peyton Manning for a seven-yard loss in the fourth quarter.
- In a Week 11 win at Atlanta (11/22), started his 100th career game, but did not record a tackle.
- Started at defensive end in a Week 15 loss against Houston (12/20) and compiled four solo tackles and

1.0 sack. He dropped T.J. Yates for a seven-yard loss in the second quarter, which led to a punt. It was his fourth sack of the season and number 19.5 of his career.

- Totaled six tackles, 2.0 sacks and one pass defended, starting at defensive end in a Week 16 win at Miami (12/27). His 2.0 sacks tied his single-game career-high and his 6.0 sacks in 2015 established a new season-best. Posted his fifth sack of the season when he dropped Ryan Tannehill for an eight-yard loss in the first quarter. He added his second quarterback takedown in the fourth quarter on Miami's last drive of the game.
- In a Week 17 victory against Tennessee (1/3/16) started at defensive end and posted two tackles, 1.0 sack and one pass defended. Posted his lone sack of the game when he dropped Alex Tanney for nine-yard loss in the fourth quarter. The sack led to a Titans punt. He ended the season with 4.0 sacks in his last three games.

2014 (RAMS):

- Had 51 tackles (22 solo) and 1.0 sack in 16 games played (four starts).
- Started at defensive tackle in a Week 2 contest at Tampa Bay (9/14) and finished with two tackles and half a sack.
- Notched three tackles against Seattle (10/19), at San Francisco (11/2) and the regular season finale at Seattle (12/28).
- Compiled half a sack in the regular season finale at Seattle (12/28).

2013 (RAMS):

- Started 16 games and collected 69 tackles (42 solo), 5.0 sacks and four passes defended.
- Recorded six tackles (two solo), including 1.0 tackle for loss against Arizona (9/8).
- Notched 1.0 sack, his first of the season, and pushed his career sack total to 11.0 at Dallas (9/22). Also recorded three tackles (one solo) and three quarterback hurries.
- Recorded a season-high eight tackles (seven solo), including 1.0 tackle for loss at Houston (10/13).
- Tallied six tackles (three solo), including 1.0 tackle for loss at Carolina (10/20).
- Started at defensive tackle and notched a career-high 2.0 sacks

QUICK HITS

Held a streak of 135 consecutive games played. It was the longest active streak among NFL defensive linemen and it ended on Oct. 30, 2016.

- to increase his season total to 3.0 and his career to 13.0 vs. Tennessee (11/3). Also added seven tackles (five solo), including 2.0 tackles for loss.
- Sacked quarterback Colin Kaepernick for a six-yard loss at San Francisco (12/1). Also added one solo tackle and one pass defended in the game.
- Started at defensive tackle and recorded three tackles (one solo) with 1.0 sack to increase his single-season career-high (5.0) at Seattle (12/29).

2012 (RAMS):

- Finished first season in St. Louis with 57 tackles (27 solo), 20 quarterback hurries and eight quarterback hits. Also had 2.0 sacks and two passes defended.
- Started at defensive tackle and recorded a season-high seven solo tackles at Chicago (9/23).
- Started at defensive tackle at San Francisco (11/11) and recorded seven tackles (four solo).
- Started at defensive tackle and recorded his first sack of the season at Buffalo (12/9). Also totaled three tackles (two solo).
- Started at defensive tackle recording two tackles with 1.0 sack for a loss of five yards at Tampa Bay (12/23).

2011 (DOLPHINS):

- Was a 12-game starter and recorded 20 tackles (15 solo), one pass defended and one forced fumble.
- Tallied three tackles at San Diego (10/2).
- Registered two tackles, including 1.0 tackle for a loss of six yards and a forced fumble against Denver (10/23).
- Tied a season-high with three tackles at the New York Giants (10/30).
- Had two solo tackles and one pass defended against Buffalo (11/20).

2010 (DOLPHINS):

- Started all 16 regular season games and had 47 tackles (33 solo), tying for third on the team in sacks (3.0). He also added four passes defended and two forced fumbles.
- Had five tackles including 1.0 sack at Minnesota (9/19).





ADMINISTRATION

COACHING STAFF

FOOTBALL OPERATIONS

BUSINESS OPERATIONS

PLAYERS

2016 SEASON IN REVIEW

COLTS HISTORY

RECORDS

COLTS IN THE COMMUNITY

- Finished second on the team in tackles with six stops, including 1.0 sack against New England (10/4).
- Collected four tackles and one sack-fumble at the New York Jets (12/12). The sack-fumble on quarterback Mark Sanchez was recovered by teammate Quentin Moses and led to the Dolphins only touchdown in the team's 10-6 victory.
- Tallied six tackles and one forced fumble that was recovered by teammate Paul Solia at New England (1/2/11).

2009 (DOLPHINS):

- Played in all 16 games for the second straight season, making 13 starts. Notched 43 tackles (33 solo), 2.5 sacks, one pass defended and one forced fumble.
- Registered four tackles, including 1.0 for an eight-yard loss at San Diego (9/27).
- Recorded one tackle and half a sack at Buffalo (11/29).
- Had three tackles and 1.0 sack at Tennessee (12/20).
- Recorded a season high six tackles against Pittsburgh (1/3/10).

2008 (DOLPHINS):

- Played in all 16 games with 13 starts. Tallied 31 tackles (25 solo), 2.0 sacks and three passes defended in his rookie season.
- Made NFL debut against the New York Jets (9/7) and had three tackles, including a sack of quarterback Brett Favre for a seven-yard loss. Became the first Dolphin rookie to register a sack in a season opening game since Jason Taylor on Aug. 31, 1997 against Indianapolis.
- Had two tackles and 1.0 sack at Arizona (9/14). He became the first Dolphin rookie to have a sack in each of his first two NFL games since they became an official statistic in 1982.
- At Denver (11/2), was part of a defensive line that helped limit the Broncos to 14 rushing yards, a Dolphin single-game team defensive record.
- Made his playoff debut in a starting role against Baltimore (1/4/09) in the AFC Wild Card Playoffs and had two tackles.

COLLEGE:

- Was a four-year letterman (2004-07) and three-year starter at Hampton.
- Named to the First Team All-Mid-Eastern Athletic Conference as a sophomore, junior and senior, becoming the school's first defensive lineman to be named first-team all-conference in three consecutive seasons since former Dolphins defensive tackle Ike Readon (1987) was named All-CIAA from 1983-1985.
- Recorded 236 tackles (110 solo) with 23.5 sacks, 56.5 stops for loss and 39 quarterback hurries in his career. Also forced nine fumbles, one in which he recovered and ran back 30 yards for a touchdown, had five passes defended, a 22-yard interception and return for a touchdown and five blocked kicks.
- Started 11 games at right defensive end as a senior

in 2007 and led the team with 72 tackles (32 solo) and 12 quarterback hurries. Ranked second on the team with 6.0 sacks and 13.5 tackles for loss. Also forced two fumbles with one pass defended.

- Played in the Senior Bowl and the East-West Shrine Game.
- Started all 12 games as a junior in 2006. Helped the school rank sixth in the nation in scoring defense (14.5 ppg.). Led the team's defensive front with 55 tackles (32 solo) and 8.5 sacks. Also had 16.0 tackles for loss, eight quarterback hurries and two forced fumbles.
- Started all 12 games at left defensive end as a sophomore in 2005. Led a unit which ranked second in the nation in scoring defense. Finished second on the team with 65 tackles (31 solo) and tied for third with 4.5 sacks. His 15.5 tackles for loss led the team. Also registered 12 quarterback hurries, three forced fumbles, two passes defended and two blocked kicks.
- Played in 12 games with three starts as a freshman in 2004 and received freshman All-America honors. Ranked sixth on the team with 44 tackles (15 solo) and finished second with 4.5 sacks and 11.5 tackles

JUICE BAR

Kendall Langford tapped in to his entrepreneurial spirit when he became a partner in Juice Bar, a shop that serves juices and smoothies among other healthy items in Indianapolis and Carmel, Ind. Former Colts safety Antoine Bethea also joined Langford in the venture. The two played against each other in college and then signed with the same agent. On a client retreat, they were talking about business opportunities and Langford swayed Bethea to join the team.



for loss. Also had seven quarterback hurries and forced two fumbles.

PERSONAL:

- Attended Petersburg (Va.) High School where he earned first-team all-district and second-team all-metro and all-region honors as a defensive lineman.
- Donated \$1,000 and purchased Christmas gifts for young men in foster care in 2015 and 2016.
- Donates 10 tickets per game to various youth organizations as a Colts Community Ticket Block

sponsor.

- Fitted students for new shoes and hats during the team's Cold Feet Warm Shoes event.
- Full name is Kendall Arkel Langford.
- Earned a degree in sports management from Hampton.
- A native of Petersburg, Va.

CAREER REGULAR SEASON STATISTICS

Year	GP	GS	Solo	Asst.	Total	Sacks	PD	FF	FR	INT	Yds	Avg.	LG	TD
2016 IND	7	7	8	3	11	0.0	2	0	1	0	0	0.0	0	0
2015 IND	16	16	35	5	40	7.0	3	0	0	0	0	0.0	0	0
2014 STL	16	4	22	29	51	1.0	0	0	0	0	0	0.0	0	0
2013 STL	16	16	42	27	69	5.0	4	0	0	0	0	0.0	0	0
2012 STL	16	16	27	30	57	2.0	2	0	0	0	0	0.0	0	0
2011 MIA	16	12	15	5	20	0.0	1	1	0	0	0	0.0	0	0
2010 MIA	16	16	33	14	47	3.0	4	2	0	0	0	0.0	0	0
2009 MIA	16	13	33	10	43	2.5	1	1	0	0	0	0.0	0	0
2008 MIA	16	13	25	6	31	2.0	3	0	0	0	0	0.0	0	0
TOTAL	135	113	240	129	369	22.5	20	4	1	0	0	0.0	0	0

CAREER POSTSEASON STATISTICS

Year	GP	GS	Solo	Asst.	Total	Sacks	PD	FF	FR	INT	Yds	Avg.	LG	TD
2008 MIA	1	1	2	0	2	0.0	0	0	0	0	0	0.0	0	0
TOTAL	1	1	2	0	2	0.0	0	0	0	0	0	0.0	0	0

GETTING TO KNOW KENDALL LANGFORD

Favorite team and/or athlete outside of football:

Los Angeles Lakers/Kobe Bryant

Favorite musician and/or song: Jay-Z

Hobbies outside of football: Spending time with family/friends

Favorite food: Seafood

Favorite movie: *Bad Boys 2*

What's the one thing you couldn't live without: Family

ADMINISTRATION

COACHING
STAFF

FOOTBALL
OPERATIONS

BUSINESS
OPERATIONS

PLAYERS

2016 SEASON
IN REVIEW

COLTS HISTORY

RECORDS

COLTS IN THE
COMMUNITY



ADMINISTRATION

COACHING STAFF

FOOTBALL OPERATIONS

BUSINESS OPERATIONS

PLAYERS

2016 SEASON IN REVIEW

COLTS HISTORY

RECORDS

COLTS IN THE COMMUNITY

9
P

JEFF LOCKE

6-0 • 207 • UCLA

NFL EXP: 5 (1st Year with Colts)

HOW ACQUIRED: UFA – 2017 (MIN)

BORN: 9/27/89

GP/GS (POSTSEASON): 64/0 (1/0)

CAREER TRANSACTIONS:

- Signed by the Colts as a free agent on March 10, 2017.
- Selected by the Minnesota Vikings in the fifth round (155th overall) of the 2013 NFL draft.

PRO CAREER:

- His 38.7 net punting average (min. 100 punts) is a Vikings career record and he ranks fourth in team history with a 43.3 gross average (min. 100 punts).
- His 17 career touchbacks on 290 punts (5.9 touchback percentage) is the lowest mark in club history (min. 100 punts).
- Set a Vikings rookie record with 75 punts, ranked second with 23 punts inside the 20-yard line, ranked second with a 44.2 gross punting average and ranked third with a 39.2 net average in 2013.

2016 (VIKINGS):

- In 16 games, recorded 74 punts for 3,155 yards, a 42.6 average (39.0 net) with a career-long punt of 72 yards.
- Dialed up a career-high 34 punts inside the 20-yard line, which was tied for fifth in the NFL and ranked first in a single season in franchise history.
- Posted a season-high 339 yards on seven punts, a 48.4 average (45.6 net) with a long of 62 yards and three punts inside the 20-yard line at Carolina (9/25).
- Hit the 300-yard mark once more, as he posted 309 yards on seven punts, a 44.1 average (37.6 net) with a long of 71 yards and three punts inside the 20-yard line at Chicago (10/31).
- Registered a career-long punt of 72 yards vs. Arizona (11/20) as he totaled four punts for 225 yards with a season-high 56.3 average (47.3 net).

2015 (VIKINGS):

- Totaled 66 punts for 2,746 yards and a 41.6 gross average (37.8 net) while adding 23 punts pinned inside the 20-yard line and a long kick of 61 yards.
- Handled all holding duties on field goals and PATs for kicker Blair Walsh as he led the NFL with 34 field goals made on the season.
- Produced a season-best 44.0 net average against Detroit (9/20).
- Tallied a season-long 61-yard punt against St. Louis (11/8).

SINGLE-GAME HIGHS

PUNTS: 9 at BAL (12/8/13)

YARDS: 397 at BAL (12/8/13)

GROSS AVG: 56.7 (3 punts) at CHI (9/15/13)

NET AVG: 50.0 (3 punts) at CHI (9/15/13)

LG: 72 vs. ARZ (11/20/16)

IN20: 5 vs. GB (9/18/16)

KO: 3 vs. CAR (10/13/13)

KO TB: 1 vs. CAR (10/13/13)

- Recorded a season-high 47.7 gross average at Oakland (11/15).
- Saw playoff action for the first time in his career in the NFC Wild Card game against Seattle (1/10) where he registered five punts for 172 yards for a 34.4 average (32.4 net).

2014 (VIKINGS):

- Punted and handled holding duties on field goals and PATs for all 16 games and tied a career-high with 75 punts for a career-best 3,318 yards for a 44.2 average (38.7 net).
- Recorded a 50-plus yard punt in 14-of-16 games for the second consecutive season.
- Placed 21 kicks inside the 20-yard line and registered 20 punts of 50-plus yards and posted two kicks of 60-plus yards.
- Produced season highs in punts (eight) and yards (358) for a 44.8 average (35.1 net) with a long of 59 yards at Tampa Bay (10/26).

2013 (VIKINGS):

- Set a Vikings rookie record with 75 punts, ranked second with 23 punts inside the 20-yard line, ranked second with a 44.2 gross punting average and ranked third in team history with a 39.2 net average in 2013.
- Logged at least one 50-yard punt in 14-of-16 games and had 24 punts of 50-plus yards for the season.
- Recorded 3,316 yards with a long kick of 65 yards.
- Set a career-high in punts (nine) and yards (397) with a 44.1 average (37.0 net) at Baltimore (12/8).

COLLEGE:

- Appeared in 53 games at UCLA and ranked second in school history in punts (275), punting yards

(12,163) and punting average (44.2).

- Won back-to-back Pac-12 South Division Championships (2011-12) and served as a special teams co-captain in 2012.
- Selected as a First Team All-Pac 12 choice by the conference coaches in 2012 and was a Second Team All-Pac 12 selection in 2009 and 2010.
- Selected to play in the Senior Bowl in 2012.
- Was the 2012 UCLA Male Scholar Athlete of the Year. He had the highest GPA among graduating seniors.
- Named to the *Sporting News* All-Freshman team.
- As a senior, led Pac-12 punters with 35 punts inside the 20-yard line (21 at or inside the opponent's 10-yard line).
- Finished the year with a 76.4 kickoff percentage.
- Ranked fifth in the nation in gross punting average (44.3) as a junior in 2011. Also earned the UCLA Tommy Prothro award as the team's Outstanding Special Teams Player and shared the honor in 2009 and 2010.

- In 2010, ranked first in the Pac-10 and fourth in the NCAA in punting average.
- Recorded a career-long 81-yard punt at Arizona in 2009.
- Redshirted in 2008.

PERSONAL:

- Attended Mountain Ridge High School in Glendale, Arz. where he was a four-year letterman and played wide receiver, kicker and punter.
- Was a *Parade* All-America and EA Sports First Team All-America selection and ranked as the top kicker coming out of high school by *ESPN.com*.
- Appeared in the Under Armour All-American Game.
- As a senior captain, was selected as an All-Arizona choice, a first-team all-state selection and was named 5A all-state choice as a kicker.
- Named an all-region selection in soccer in the three years that he participated and was selected as a second-team all-state choice as a junior and Region Player of the Year.
- Born in Frankfurt, Germany.

CAREER REGULAR SEASON STATISTICS

Year	GP	GS	No.	Yards	Avg.	Net	TB	In20	LG	Blk.
2016 MIN	16	0	74	3,155	42.6	39.0	3	34	72	0
2015 MIN	16	0	66	2,746	41.6	37.8	5	23	61	0
2014 MIN	16	0	75	3,318	44.2	38.7	6	21	62	1
2013 MIN	16	0	75	3,316	44.2	39.2	3	23	65	0
TOTAL	64	0	290	12,535	43.2	38.7	17	101	72	1

CAREER POSTSEASON STATISTICS

Year	GP	GS	No.	Yards	Avg.	Net	TB	In20	LG	Blk.
2015 MIN	1	0	5	172	34.4	32.4	0	1	47	0
TOTAL	1	0	5	172	34.4	32.4	0	1	47	0

SPECIAL TEAMS TACKLES: 2 (2016 - 2)

GETTING TO KNOW JEFF LOCKE

Favorite musician and/or song: Red Hot Chili Peppers - "Otherside"

Hobbies outside of football: I like to golf, ride my bike and read

What is something interesting about you

that most people may not know: I was born in

Germany, but I don't speak any German

Favorite food: Breakfast burritos

Favorite vacation spot: Laguna Beach, California

Favorite movie *The Shawshank Redemption*

What's the one thing you couldn't live without:

My iPad



ADMINISTRATION

COACHING
STAFFFOOTBALL
OPERATIONSBUSINESS
OPERATIONS

PLAYERS

2016 SEASON
IN REVIEW

COLTS HISTORY

RECORDS

COLTS IN THE
COMMUNITY**12**
QB**ANDREW LUCK****PRO BOWL
3 (2012-14)****6-4 • 240 • STANFORD****NFL EXP:** 6 (6th Year with Colts)**HOW ACQUIRED:** D1 – 2012 (1st overall)**BORN:** 9/12/89**GP/GS (POSTSEASON):** 70/70 (6/6)**CAREER TRANSACTIONS:**

- Selected by the Colts in the first round (first overall) of the 2012 NFL Draft.

PRO CAREER:

- Named to three consecutive Pro Bowls following the 2012-14 seasons.
- Became the fifth quarterback since 1970 to record 30 victories in the first three seasons of a career. Tied Dan Marino and Matt Ryan (33) for the second-most wins among Super Bowl-era starting quarterbacks in their first three seasons.
- His 12,957 passing yards from 2012-14 are the most of any NFL player in his first three seasons and his 86 touchdown passes set a new franchise record and ranks second only to Pro Football Hall of Famer Dan Marino (98) for the most in a player's first three years.
- Reached 15,000 career passing yards in his 56th career game, which is tied for the second fastest in NFL history.
- Joined Peyton Manning and Pro Football Hall of Famer Dan Marino as the only players to pass for 4,000 yards in two of their first three NFL seasons.
- Tied Ben Roethlisberger (22) for the second-most victories in a quarterback's first two seasons in the NFL since 1970. Also tied Matt Ryan for the second-most home wins (12) in a quarterback's first two seasons in the league.
- Surpassed Cam Newton (7,920) for the most passing yards by a quarterback in his first two NFL seasons and became the first quarterback in NFL history to throw for more than 8,000 yards in his first two seasons (8,196).
- Became the third-fastest player to reach 12,000 and 13,000 career passing yards in NFL history.
- Threw his 100th career touchdown pass in his 55th career game, which is tied for the fourth fastest quarterback to reach the milestone in NFL history.
- In 2014, set a new franchise record for the most passing yards in a single season (4,761) surpassing Peyton Manning's 2010 record of 4,700 yards.
- Joined Johnny Unitas (one) and Peyton Manning (six) as the only quarterbacks in franchise history to throw for 30-plus touchdowns in a single season (2014). Finished the year with 40 touchdowns, which ranks second in franchise history in a single season

SINGLE-GAME HIGHS**ATT: 55 at GB** (10/7/12)**COMP: 35 at DEN** (9/7/14)**YARDS: 433 vs. MIA** (11/4/12)**TDS: 5 vs. WAS** (11/30/14)**LG: 87t vs. NO** (10/25/15)**RATING: 147.6 at NYJ** (12/5/16)**RUSH: 9, two times** (Last: vs. KC 10/30/16)**YARDS: 60 vs. KC** (10/30/16)**TDS: 2, two times** (Last: at JAX 11/8/12)**LG: 33 vs. HOU** (12/11/16)

(Peyton Manning, 49 in 2004).

- Became the eighth player in NFL history to throw for 4,000 passing yards and 40 touchdowns in a single season in 2014.
- Posted 10 300-yard passing games in 2014 which set a single-season franchise record (Manning, nine in 2004).
- Established a franchise record with eight consecutive 300-yard passing games from Sept. 21 - Nov. 17, 2014.
- Became the first player in NFL history with at least 350 passing yards in five consecutive road contests from Sept. 7 - Nov. 3, 2014.
- Was the first player in NFL history to post consecutive games with at least 370 passing yards, four or more touchdown passes, a completion percentage above 70 percent and one or no interceptions (Sept. 21, 2014 at Jax - Sept. 28, 2014 vs. Ten).
- Established a career-high with five touchdown passes against Washington on Nov. 30, 2014 and became the first quarterback in franchise history to throw for two touchdowns of 70-plus yards in a single game.
- Totaled the second-most passing yards in franchise postseason history and the fifth-most in NFL postseason history with 443 in a Wild Card victory against Kansas City on Jan. 4, 2014. His four touchdown passes that game tied for the second-most in franchise postseason history. Led the Colts to the second-largest comeback in NFL postseason history after trailing by 28 points in the second half.
- Holds the NFL record for the most passing yards through a player's first five postseason games (1,703) and became the first player in NFL history

to pass for 250-plus yards in each of his first five career playoff games.

- Recorded the most passing yards (4,374), attempts (627) and 300-yard passing games (six) by a rookie in NFL history.
- Recorded the second-most completions (339) and third-most passing touchdowns (23) by a rookie in NFL history.
- Broke the NFL single-game rookie record for passing yards (433) against Miami (11/4/12).
- Became the first quarterback selected No. 1 overall in the NFL Draft to start a postseason game as a rookie.
- Led the Colts to the most wins (11) by a No. 1 overall draft pick in his rookie season in NFL history.
- Became one-of-five quarterbacks since 1966 to win 10-or-more games in his rookie season.
- Recorded the most passing attempts (54) and second-most passing yards (288) by a rookie in a playoff game in the Colts AFC Wild Card contest at Baltimore (1/6/13).
- Became the first NFL rookie to throw two game-winning touchdown passes inside the two-minute warning of the fourth quarter in a single season.
- Has led the Colts to 18 game-winning drives in the fourth quarter or overtime since entering the league as a rookie in 2012.
- Was named AFC Offensive Player of the Month (November of 2014) after completing 88-of-144 passes for 1,280 yards, 12 touchdowns and two interceptions for a 112.0 passer rating. He led the Colts to a 3-1 record in the month. His touchdown total ranked tied for third in the NFL, while his passer rating ranked fifth and his passing yardage total ranked sixth.
- Has been named AFC Offensive Player of the Week on four occasions (2012 Week 9, 2013 Week 7, 2014 Week 3 and 2016 Week 13).
- Earned FedEx Air NFL Player of the Week Honors following his 2012 Week 9 performance against Miami.
- Was named Pepsi MAX NFL Rookie of the Week on three occasions in 2012.

2016 (COLTS):

- Started all 15 games he played in and completed 346-of-545 passes for 4,240 yards, 31 touchdowns and 13 interceptions for a 96.4 passer rating. Also totaled 64 carries for 341 yards

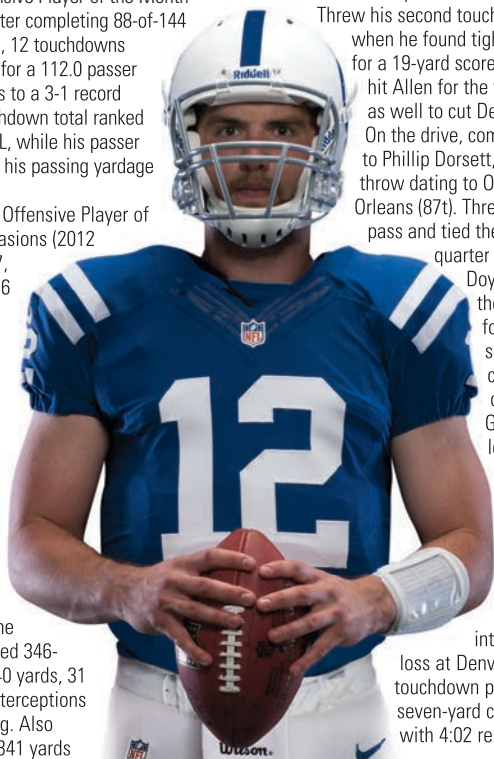
and two touchdowns. The Colts offense ranked tied for fifth in the NFL in passing yards per game (262.6), seventh in points scored (397) and 10th in yards per game (364.4).

- Earned AFC Offensive Player of the Week honors in Week 13.
- In a Week 1 loss against Detroit, completed 31-of-47 passes for 385 yards and four touchdowns for a 119.5 passer rating in his first start dating back to Nov. 8, 2015 (27-24 win against Denver). With 385 passing yards, reached 15,000 for his career and joined Peyton Manning, Johnny Unitas and Bert Jones as the only players in franchise history to reach the plateau. Accomplished the feat in his 56th career game, which is tied for the second fastest in NFL history. His 385 passing yards are the fifth most for a single-game in his career and marked his 22nd career 300-plus yard passing outing. Threw four touchdowns which tied for the second most for a single game in his career. It was his seventh game with four-or-more touchdown passes. At halftime, completed 15-of-20 passes for 154 yards and one touchdown for a 113.3 passer rating. Threw his first touchdown pass of the season on a two-yard strike to Donte Moncrief at the end of the second quarter to cut Detroit's lead to 21-10 at halftime. On the drive, Luck found Moncrief for a 32-yard catch and Dwayne Allen for a 16-yard reception.

Threw his second touchdown pass of the game when he found tight end Dwayne Allen for a 19-yard score in the third quarter. He hit Allen for the two-point conversion as well to cut Detroit's lead to 21-18. On the drive, completed a 51-yard pass to Phillip Dorsett, which was his longest throw dating to Oct. 25, 2015 against New Orleans (87t). Threw his third touchdown pass and tied the game in the fourth quarter when he found Jack

Doyle for a 16-yard score. On the drive, he hit T.Y. Hilton for a 32-yard reception. The score marked Luck's 14th career game with three-or-more touchdowns. Gave the Colts a 35-34 lead when he found Doyle for their second scoring connection of the game, a six-yard strike in the end zone.

- Completed 21-of-40 passes for 197 yards, one touchdown and one interception in a Week 2 loss at Denver (9/18). Threw his lone touchdown pass of the game on a seven-yard connection to Frank Gore with 4:02 remaining in the contest.





ADMINISTRATION

COACHING
STAFFFOOTBALL
OPERATIONSBUSINESS
OPERATIONS

PLAYERS

2016 SEASON
IN REVIEW

COLTS HISTORY

RECORDS

COLTS IN THE
COMMUNITY

The touchdown cut Denver's lead to 23-20.

- In a Week 3 win against San Diego (9/25), completed 24-of-37 passes for 331 yards, one touchdown and one interception for a 91.2 passer rating. Following a defensive stand with 2:29 remaining in the game, Luck hit wide receiver T.Y. Hilton for a 63-yard touchdown with 1:17 remaining for the game-clinching score. The touchdown marked the 15th game-winning drive in his career and his first since Nov. 8, 2015 against Denver. On the team's second possession of the game, Luck engineered a nine-play, 85-yard drive which was capped by a Frank Gore six-yard touchdown run. On the possession, he completed a 16-yard pass to tight end Jack Doyle and a 24-yard strike to Hilton. Opened the second half with a 10-play, 75-yard touchdown drive, which was capped by a Robert Turbin one-yard score. On the possession, Luck found Hilton for a 33-yard connection and hit tight end Dwayne Allen with a 14-yard completion.
- In a Week 4 loss at Jacksonville (10/2), completed 27-of-42 passes for 234 yards, two touchdowns and one interception for an 84.8 passer rating. After trailing 23-6 at the start of the fourth quarter, engineered three consecutive touchdown drives. The first was a nine-play, 75-yard drive, which was capped by a Frank Gore one-yard touchdown run. Then compiled a 12-play, 78-yard possession, ending in a T.Y. Hilton two-yard score. After a Jacksonville touchdown, found wide receiver Phillip Dorsett for a 64-yard touchdown, which cut the Jaguars lead to 30-27.
- Completed 28-of-39 passes for 322 yards and two touchdowns for a 113.4 passer rating in a Week 5 victory against Chicago (10/9). The win marked the 16th fourth quarter/overtime game-winning drive of his career. Gave the Colts a 10-3 lead when he found Dwayne Allen for a one-yard touchdown on a fourth down play in the second quarter. On the drive, he completed a 22-yard pass to Quan Bray and a 21-yard pass to Phillip Dorsett. Recorded his second touchdown pass of the game when he connected with T.Y. Hilton on a 35-yard score with 3:43 remaining in the fourth quarter. The touchdown proved to be the game-winner.
- In a Week 6 loss at Houston (10/16), completed 21-of-32 passes for 252 yards, one touchdown and one interception for an 87.0 passer rating. He also added seven carries for 53 yards and one rushing touchdown. The 53 rushing yards are the most for a single game in his career and the most for a Colts quarterback dating back to Oct. 30, 2011 (Curtis Painter, 79 against Tennessee). Gave the Colts a 10-0 lead when he found Jack Doyle for a 22-yard score in the second quarter. On the drive he also completed a 36-yard pass to wide receiver Chester Rogers. Improved his streak of throwing at least one touchdown pass to 14 consecutive games, which ranks fifth in team history. Gave the Colts a 20-9 advantage in the fourth quarter with his 14-yard rushing touchdown

QUICK HITS

Luck's 12,957 passing yards from 2012-14 are the most of any NFL player in his first three seasons and his 86 touchdown passes set a new franchise record and rank second only to Pro Football Hall of Famer Dan Marino (98) for the most in a player's first three years. Luck joined Peyton Manning and Marino as the only players to pass for 4,000 yards in two of their first three NFL seasons.

In 2014, Luck set a new franchise record for the most passing yards in a single season (4,761) surpassing Peyton Manning's 2010 record of 4,700 yards. Luck's passing total also contributed to a team single-season record of 6,506 net yards. Luck joined Johnny Unitas (one) and Manning (six) as the only quarterbacks in franchise history to throw for 30-plus touchdowns in a single season (2014), finishing the year with 40.

Luck posted 10 300-yard passing games in 2014 which set a single-season franchise record. He also established a franchise record with eight consecutive 300-yard passing games from Sept. 21 - Nov. 17, 2014.

In 2014, Luck became the first player in NFL history with at least 350 passing yards in five consecutive road contests from Sept. 7 - Nov. 3. He was also the first player in NFL history to post consecutive games with at least 370 passing yards, four or more touchdown passes, a completion percentage above 70 percent and one or no interceptions (Sept. 21 at Jax - Sept. 28 vs. Ten).

Luck holds the NFL record for the most passing yards through a player's first five postseason games (1,703) and became the first player in NFL history to pass for 250-plus yards in each of his first five career playoff games.

Luck led the Colts to the second-largest comeback in NFL postseason history after trailing by 28 points in the second half of an AFC Wild Card Playoff win against Kansas City on Jan. 4, 2014. He totaled the second-most passing yards in franchise postseason history and the fifth-most in NFL postseason history with 443. His four touchdown passes tied for the second-most in franchise postseason history.

In a Nov. 4, 2012 win against Miami, Luck broke the NFL single-game rookie record for passing yards with 433, topping Cam Newton's previous mark of 432. Luck also became the first quarterback selected No. 1 overall in the NFL Draft to start a postseason game as a rookie and led the Colts to the most wins (11) by a No. 1 overall draft pick in his rookie season in NFL history.

at the 14:53 mark. With the score, he tied Johnny Unitas (13) for the third-most rushing touchdowns by a quarterback in franchise history.

- In a Week 7 win at Tennessee (10/23), completed 27-of-39 passes for 353 yards, three touchdowns and no interceptions for a 123.1 passer rating. With the victory, improved his starting record against the Titans to 8-0 and 5-0 at Tennessee. With his seventh completion of the game in the second quarter, Luck passed Bert Jones (1,382) for the third-most completions in Colts history. Gave the Colts a 7-6 lead when he found Frank Gore for a three-yard touchdown reception at the 4:50 mark of the first quarter. It was the team's first touchdown on an opening offensive possession of a game in 2016. On the team's third possession of the first half, found T.Y. Hilton for a 37-yard touchdown connection to give the Colts a 14-6 lead at the 10:16 mark of the second quarter. On the drive, Luck also hit Erik Swoope for a 34-yard completion. On the team's final offensive possession of the game, capped his 17th career game-winning drive in the fourth quarter or overtime when he completed a seven-yard touchdown pass to Jack Doyle. On the possession, he completed a 24-yard pass to Doyle and a 20-yard strike to Devin Street.
- Completed 19-of-35 passes for 210 yards, two touchdowns and one interception for a 79.5 passer rating in a Week 8 loss against Kansas City (10/30). Cut Kansas City's lead to 10-7 following an 18-yard touchdown pass to Frank Gore in the second quarter. At the 2:05 mark of the third quarter, found Donte Moncrief for a three-yard touchdown connection. The score cut Kansas City's lead to 24-14 in the third quarter.
- In a Week 9 win at Green Bay (11/6), completed 23-of-36 passes for 281 yards, one touchdown and two interceptions for a 74.0 passer rating. It was the first win for the Colts at Lambeau Field dating back to 1988.
- Completed 15-of-28 passes for 262 yards, two touchdowns and one interception for a 94.6 passer rating in a Week 11 victory against Tennessee (11/20). He tallied two completions of 50 yards and one completion of 49 yards. With the win, improved his record to 9-0 as a starter against the Titans. With 262 passing yards, passed Bert Jones (17,663) for the third most passing yards in franchise history. With 28 attempts, passed Jones (2,464) for the third most passing attempts in team history. Completed 12-of-16 passes for 186 yards, two touchdowns and no interceptions for a 152.6 passer rating in the first half. It was the highest first half passer rating of his career. Gave the Colts a 14-0 lead with his two-yard touchdown pass to wide receiver Donte Moncrief. With the touchdown, he had thrown at least one touchdown pass in his last 18 games played dating back to Dec. 28, 2014. Notched his second touchdown pass of the game when he found T.Y.

Hilton for a two-yard touchdown pass.

- Was inactive for a Week 12 loss against Pittsburgh (11/24).
- In a Week 13 victory at the New York Jets (12/5), completed 22-of-28 passes for 278 yards and four touchdowns for a 147.6 passer rating. His 147.6 passer rating marked a new single-game career high. With his 23-yard touchdown pass to Dwayne Allen in the second quarter, passed Bert Jones (122) for the third most passing touchdowns in franchise history. With 26 rushing yards, he passed Bert Jones (1,356) for the second most rushing yards by a quarterback in Colts history. In his first two drives of the game, completed 6-of-6 passes for 93 yards and two touchdowns for a 158.3 passer rating. Gave the Colts a 7-0 lead following his seven-yard touchdown pass to Dwayne Allen on the team's opening drive of the game. The score marked the third time this season Indianapolis posted a touchdown on their opening offensive possession of the game. Connected with Allen for another touchdown on the team's next possession on a 21-

ANDREW LUCK BOOK CLUB

In April of 2016, Luck launched the Andrew Luck Book Club. The mission of the book club is to share some of the books he's enjoyed, and to build a continually-growing community of readers of all levels by engaging through social media. Luck recommends a book for younger readers and a book for adult readers monthly and then hosts podcasts about the readings. The club lives on AndrewLuckBookClub.com and [@ALBookClub](https://twitter.com/ALBookClub) on Twitter.





yard pass to give the Colts a 14-0 advantage in the first quarter. Found Allen for their third touchdown connection at the 1:24 mark of the second quarter to give the team a 24-3 advantage. His three passing touchdowns tied the fifth most in the first half of a single game in Colts history. It was the first time he threw three touchdowns in the first half of a game dating back to Sept. 21, 2014 against Jacksonville. Tallied his fourth touchdown pass of the game when he hit Donte Moncrief for a three-yard score in the third quarter. It marked his eighth career four-plus touchdown game and his first dating back to the season opener against Detroit. Was named AFC Offensive Player of the Week for his performance.

- Completed 24-of-45 passes for 276 yards, two touchdowns and two interceptions for a 68.4 passer rating in a Week 14 loss against Houston (12/11). On the team's first possession of the game, he tallied a 10-play, 74-yard drive, leading to an Adam Vinatieri 32-yard field goal and a 3-0 lead. On the drive, recorded a 33-yard rush, which is the longest run of his career. Cut Houston's lead to 16-10 in the third quarter following an 18-yard touchdown pass to Frank Gore. With the score, he had thrown at least one touchdown pass in each of his last 20 games played. Tied Aaron Rodgers as the second fastest quarterback to reach 125 career touchdown passes (67 games) in NFL history. Dan Marino reached the mark in 54 games. Threw his second touchdown pass of the game when he hit T.Y. Hilton for a 35-yard score in the fourth quarter to cut Houston's lead to 19-17.
- In a Week 15 victory at Minnesota (12/18), completed 21-of-28 passes for 250 yards and two touchdowns for a 125.6 passer rating. On the team's fourth possession of the game, drove the Colts 87 yards in nine plays resulting in a 27-yard touchdown to tight end Erik Swoope, the first of his career. The score gave the Colts a 17-0 lead. Connected with Phillip Dorsett for a 50-yard touchdown at the 14:55 mark of the fourth quarter. The score put Indianapolis ahead 34-3.
- Completed 19-of-29 passes for 288 yards, two touchdowns and two interceptions for a 92.3 passer rating in a Week 16 loss at Oakland (12/24). Tied the game at 7-7 in the second quarter with a 24-yard touchdown pass to Donte Moncrief. With the score, had thrown at least one touchdown pass in his last 22 games played. Robert Turbin was on the receiving end of his second touchdown, a three-yard pass in the third quarter to cut Oakland's lead to 33-14. Posted the team's third touchdown of the day on an 11-yard rush with 7:40 remaining in the fourth quarter. He then found T.Y. Hilton for the ensuing two-point conversion. With the score, tied Bert Jones (14) for the second-most rushing touchdowns by a quarterback in Colts history.
- In a Week 17 victory against Jacksonville (1/1/17), completed 24-of-40 passes for 321 yards, two touchdowns and one interception for a 91.8 passer

rating. With 321 passing yards, tied Johnny Unitas (26) for the second most 300-yard passing games in Colts history. Tied the game at 17-17 with his 15-yard touchdown pass to Dwayne Allen with 12 seconds remaining in the third quarter. With the completion, he passed Matt Ryan (18,957) for the third most passing yards in a player's first five seasons in the NFL. With the 15-yard touchdown pass to Allen in the third quarter, tied the team record held by Peyton Manning (1998, 2000, 2002, 2004 and 2006) and himself (2014) for the most games with at least one touchdown pass in a single season in team history with 15. Led the Colts to victory following an eight-play, 75-yard drive on the team's final drive of the game resulting in a one-yard touchdown pass to Jack Doyle. Removing his spiked passes to stop the clock, Luck completed 6-of-6 passes for 70 yards and a touchdown on the drive. It was the 18th game-winning drive in the fourth quarter/overtime of his career.

2015 (COLTS):

- Started seven games and was inactive for another nine contests due to injury. Completed 162-of-293 passes for 1,881 yards, 15 touchdowns and 12 interceptions for a 74.9 passer rating. Also totaled 33 carries for 196 yards.
- In a Week 1 loss at Buffalo (9/13), completed 26 of-49 passes for 243 yards, two touchdowns and two interceptions for a 63.6 passer rating. With 243 passing yards, he reached 13,000 for his career becoming the third fastest quarterback to reach that plateau. Only Kurt Warner and Matthew Stafford (46 games) reached the mark faster.
- Completed 21-of-37 passes for 250 yards, one touchdown and three interceptions for a 52.8 passer rating in a Week 2 loss against the New York Jets (9/21). His lone touchdown of the game came in the fourth quarter when he found wide receiver Donte Moncrief for a 26-yard score. The touchdown cut New York's lead to 10-7. With 21 completions, he tied Johnny Unitas (33) for the second-most 20-plus completion games in Colts history.
- In a Week 3 win at Tennessee (9/27), completed 18-of-30 passes for 260 yards, two touchdowns and two interceptions for an 82.6 passer rating. The game marked his 13th career fourth quarter or overtime game-winning drive. His two touchdowns marked his 30th career game with multiple touchdown passes. Completed 9-of-11 passes for 121 yards and two touchdowns in the fourth quarter.
- Was listed as inactive for a Week 4 victory against Jacksonville (10/4).
- Listed as inactive for a Week 5 win at Houston (10/8).
- Started at quarterback in a Week 6 loss against New England (10/18) and completed 30-of-50 passes for 312 yards and three touchdowns for a 98.1 passer rating. Also contributed with four rushes for 35 yards, including a career-long rush of

25 yards. Completed passes to 10 different receivers. The 312 passing yards signified his 20th career 300-yard passing game. With 30 completions, he passed Johnny Unitas (33) for the second-most 20-plus completion games in Colts history with 34.

- In a Week 7 loss against New Orleans (10/25), completed 23-of-44 passes for 333 yards, threetouchdowns and two interceptions for an 81.0 passer rating. Tallied the team's first points of the game with an 87-yard touchdown pass to wide receiver T.Y. Hilton in the third quarter. The pass was the longest in his career and was the team's longest since Curtis Painter's 87-yard touchdown to Pierre Garcon on October 3, 2011 at Tampa Bay. The touchdown also marked the franchise's longest offensive score at home since 1975 (Bert Jones to Roger Carr, 90 yards). Found Hilton again on the team's next possession for a 46-yard score to cut New Orleans' lead to 27-14. At the 3:08 mark in the fourth quarter, hit Donte Moncrief for an eight-yard touchdown to bring the Colts within one possession. It marked the sixth time in his career he threw three-or-more touchdown passes in a second half/overtime. With 44 passing attempts, he reached 2,000 for his career becoming the third fastest quarterback to reach that mark (53 games). Matthew Stafford accomplished the feat in 49 games and Drew Bledsoe reached 2,000 attempts in 50 games.
- In a Week 8 overtime loss at Carolina (11/2), completed 23-of-47 passes for 231 yards, two touchdowns and three interceptions for a 50.9 passer rating. Found Andre Johnson for an 18-yard touchdown in the fourth quarter to cut Carolina's lead to 23-13 and followed with an eight-yard score to tight end Coby Fleener on the team's next possession. The touchdowns were the 98th and 99th of his career.
- Completed 21-of-36 passes for 252 yards and two touchdowns for a 98.4 passer rating in a Week 9 victory against Denver (11/8). Hit tight end Jack

Doyle for a three-yard touchdown at the 7:12 mark in the second quarter to give the Colts a 17-0 lead. The score marked his 100th career touchdown pass tying him with Matthew Stafford for the fourth fastest (55 games) to reach the milestone in NFL history. Found Ahmad Bradshaw for an eight-yard touchdown in the fourth quarter to give the Colts a 24-17 lead.

- Was listed as inactive for a Week 11 win at Atlanta (11/22).
- Listed as inactive for a Week 12 victory against Tampa Bay (11/29).
- Was inactive for a Week 13 loss at Pittsburgh (12/6).
- Listed as inactive for a Week 14 loss at Jacksonville (12/13).
- Was inactive for a Week 15 loss against Houston (12/20).
- Listed as inactive for a Week 16 win at Miami (12/27).
- Was inactive for a Week 17 victory against Tennessee (1/3/16).

2014 (COLTS):

- Completed 380-of-616 passes for 4,761 yards (61.7 percent), 40 touchdowns and 16 interceptions for a 96.5 passer rating. Also contributed with 64 rushes for 273 yards and three touchdowns.
- Voted to his third consecutive Pro Bowl while earning AFC Offensive Player of the Month (November) and AFC Offensive Player of the Week (Week 3) honors.
- Became the fifth quarterback since 1970 to record 30 victories in the first three seasons of a career. Tied Dan Marino and Matt Ryan (33) for the second-most wins among Super Bowl-era starting quarterbacks in their first three seasons.
- His 12,957 passing yards are the most of any NFL player in his first three seasons and his 86 touchdown passes set a new franchise record and ranks second only to Pro Football Hall of Famer Dan Marino (98) for the most in a player's first three years.

CHANGE THE PLAY

In conjunction with Riley Hospital for Children at IU Health, Luck created Change the Play, which is a program that focuses on encouraging kids to make better choices in the areas of physical fitness, nutrition and education. The Change the Play Kids Club includes a membership kit that includes monthly emails and videos from Luck. There is a different theme for the kids to focus on each month. During the football offseason, Luck hosts camps around the state. In addition to being active, the kids learn to make good choices when it comes to food, exercise and well-being.





ADMINISTRATION

COACHING
STAFFFOOTBALL
OPERATIONSBUSINESS
OPERATIONS

PLAYERS

2016 SEASON
IN REVIEW

COLTS HISTORY

RECORDS

COLTS IN THE
COMMUNITY

- Joined Peyton Manning and Pro Football Hall of Famer Dan Marino as the only players to pass for 4,000 yards in two of their first three NFL seasons.
- Started at quarterback in the Week 1 regular season opener at Denver (9/7). Completed 35-of-53 passes for 370 yards, three touchdowns (two passing, one rushing) and two interceptions for an 83.1 passer rating. Established a single-game career-high with 35 completions and tied Bert Jones (20) for the third most 20-plus completion games in team history. His 53 passing attempts ranked tied for third for a single-game in his career and he passed Jim Harbaugh (1,230) for the sixth-most career attempts in Colts history. His 370 yards marked his 10th career 300-plus-yard game. With two passing touchdowns, he surpassed Earl Morrall (47) for the fifth-most in a career in franchise history with 48. Notched the team's first points of the season with his seven-yard rushing touchdown in the second quarter. The rushing touchdown was the 10th of his career. Added his first touchdown pass of the game with a 41-yard strike to tight end Dwayne Allen in the fourth quarter. He then found wide receiver Hakeem Nicks for a nine-yard score four minutes later. The passing touchdowns marked his 16th career game with multiple touchdown passes.
- Completed 20-of-34 passes for 172 yards, three touchdowns and one interception for an 89.3 passer rating, starting at quarterback in a Week 2 loss against Philadelphia (9/15). All three touchdown passes were of five yards or fewer, which tied for the most such touchdown passes in a game in his career. With his second touchdown pass of the game to tight end Jack Doyle, passed Jim Harbaugh (49) for the fourth-most touchdown passes in a career in franchise history.
- In a Week 3 victory at Jacksonville (9/21) completed 31-of-39 passes for 370 yards and four touchdowns for a career-best 140.4 passer rating. He also set a career-high in completion percentage (79.5 percent) while completing passes to nine different receivers in the game. Completed 22-of-27 passes for 244 yards and three touchdowns for a 141.4 passer rating in the first half. Threw for three first half touchdown passes for only the second time in his career (10/20/13 vs. Denver). His 244 passing yards in the first half was the third-highest total for a first half in his career. At one point in the first half, completed 13 consecutive passes until an incomplection to tight end Coby Fleener. With 31 completions, passed Jim Harbaugh (746) for the sixth-most career completions in Colts history. Joined Pro Football Hall of Famer Johnny Unitas as the only players in franchise history to complete at least 75 percent of his passes for 350 yards, four touchdowns and no interceptions in a game. Was named AFC Offensive Player of the Week for his performance.
- Completed 29-of-41 passes for 393 yards and four touchdowns in a Week 4 victory against Tennessee (9/28). Registered his fourth career game with four touchdown passes and set a franchise record for the most touchdown passes through the first four games of a regular season (13). The 393 passing yards marked his third-highest total for a single game (433 vs. Miami on 11/4/12). Completed passes to nine different receivers for the second consecutive week. Became the first player in NFL history to post consecutive games with at least 370 passing yards, four or more touchdown passes, a completion percentage above 70 percent and one or no interceptions.
- In a Week 5 win against Baltimore (10/5) completed 32-of-49 passes for 312 yards, one touchdown and two interceptions for a 72.8 passer rating. It was his 13th game with 300-plus passing yards and his ninth-straight game with at least one touchdown pass. With 312 yards, passed Jeff George (9,551) for the fifth-most career passing yards in franchise history. With his 32 completions, passed Jack Trudeau (812) for the fifth-most career completions in Colts history.
- Completed 25-of-44 passes for 370 yards and three touchdowns in a Week 6 victory at Houston (10/9). His 208 first quarter passing yards were the most for any player in the opening quarter of a game in the last five seasons. With 370 passing yards, he notched his fifth 300-yard performance in the past six games and his fourth such contest in a row. With 18 rushing yards, he passed Peyton Manning (722) for the fifth-most career rushing yards by a Colts quarterback in team history. With three passing touchdowns, he tied the franchise record for the most passing touchdowns through the first six games of a regular season. Became the first quarterback since Kurt Warner to win at least 13 of his first 15 NFL starts in division games.
- In a Week 7 shutout victory against Cincinnati (10/19), completed 27-of-42 passes for 344 yards and two touchdowns for a 105.7 passer rating. Recorded his fifth consecutive 300-plus yard passing outing (Weeks 3-7) and tied Peyton Manning's franchise record of consecutive 300-plus yard passing games, which was originally set in 2009 (Weeks 1-5). It was also his sixth 300-plus yard game of the year, which tied his single-season career-best set as a rookie in 2012. With 27 completions, he passed Jeff George (874) for the fourth-most career completions in team history.
- Completed 26-of-45 passes for 400 yards, three touchdowns and two interceptions for a 91.0 passer rating in a Week 8 loss at Pittsburgh (10/26). Registered his sixth consecutive 300-yard passing game, which set a new franchise record. With 400 passing yards, passed Pro Football Hall of Famer Dan Marino for the fourth-most passing yards through the first 40 games of a career in NFL history. The yardage total was his second-highest single-game total (433 vs. Miami on 11/4/12). It was also his ninth career game with three-or-more touchdown

passes. With 45 passing attempts, surpassed Jeff George (1,532) for the fifth-most and Jack Trudeau (1,536) for the fourth-most career attempts in Colts history.

- In a Week 9 *Monday Night Football* win at the New York Giants (11/3), completed 25-of-46 passes for 354 yards and four touchdowns for a 108.4 passer rating. Joined Peyton Manning as the only quarterbacks in NFL history with at least 23 touchdown passes in each of their first three seasons. The four touchdowns marked his 10th career game with three-or-more touchdown passes and his fifth career game with four touchdown passes. Became the first player in NFL history with at least 350 passing yards in five consecutive road contests. With 354 passing yards, posted his seventh consecutive 300-yard passing outing. Joined Tom Brady, Drew Brees (twice) and Peyton Manning as the only players in NFL history with at least 3,000 passing yards in their team's first nine games to begin a season. His 3,085 yards are the second most in NFL history in a quarterback's first nine games. With 46 passing attempts, became the third player in NFL history with six consecutive games of 40-plus attempts.
- Completed 23-of-39 passes for 303 yards, two touchdowns and one interception for a 90.0 passer rating in a Week 11 loss against New England (11/16). With 303 yards, posted his eighth consecutive 300-yard passing outing. The streak ranks as the third longest in NFL history and is the only active streak of eight games or more. With 23 completions, Luck tied the second longest streak of consecutive games with 20-plus completions in franchise history.
- In a Week 12 victory against Jacksonville (11/23), completed 21-of-32 passes for 253 yards and one touchdown for a 100.1 passer rating. Found T.Y. Hilton for a 73-yard touchdown in the third quarter. The score gave the Colts a 20-3 lead. With 21 completions, took sole possession of second place in team history for the most consecutive games with 20-or-more completions (13). Finished 47 yards shy of a 300-yard passing outing, ending a streak of eight consecutive 300-yard games dating back to September, which ranks second in NFL history and first in Colts annals. Finished with eight rushes for 49 yards (6.1 avg.) with a long carry of 20 yards.
- Completed 19-of-27 passes for 370 yards, five touchdowns and one interception for a 137.0 passer rating in a Week 13 win against Washington (11/30). Was part of an offense that scored six touchdowns of 30-plus yards becoming the first team to accomplish the feat since the 1966 Washington Redskins. Became the fifth quarterback since 1970 to record 30 victories in the first three seasons of a career. He established a career-high with five touchdown passes, which tied for the third-most in a single game in team history. Became the first quarterback in franchise history to throw for two touchdowns of 70-plus yards in a single game.

Found Coby Fleener for a 30-yard touchdown in the first quarter to give the team a 7-3 lead. Joined Johnny Unitas (one) and Peyton Manning (six) as the only quarterbacks in franchise history to throw for 30-plus touchdowns in a single season. On his 14th completion of the game in the third quarter, found Donte Moncrief for a 48-yard touchdown giving the Colts a 28-17 lead. He became the third-fastest player to reach 12,000 career passing yards in NFL history and tied Carson Palmer (78) for the fourth-most passing touchdowns in the first three seasons of a quarterback's career in NFL history. Set a career-long with a 79-yard pass to Moncrief, which went for his fifth touchdown of the game. On the play, reached 4,000 passing yards and joined Manning and Pro Football Hall of Famer Dan Marino as the only players to pass for 4,000 yards in two of their first three NFL seasons. Posted his 10th 300-yard passing game this season, which set a single-season franchise record (Manning, nine in 2004). With 19 completions, passed Andy Dalton (992) for the second-most completions in the first three seasons of a quarterback's career in NFL history. Finished with four touchdown passes of 30-plus yards and became only the second player in the last 10 years to accomplish the feat in a single game (Matt Flynn vs. Detroit 1/1/12).

- In a Week 14 victory at Cleveland (12/7), completed 24-of-53 passes for 294 yards, two touchdowns and two interceptions for a 59.8 passer rating. With the win, surpassed Andy Dalton (30) for sole possession of the fifth-most wins among Super Bowl-era starting quarterbacks in their first three seasons. With 294 yards, passed Peyton Manning (12,287) for the most passing yards in the first three seasons of a quarterback's career in NFL history. With 24 completions, he passed Manning (1,014) for the most completions in the first three seasons of a quarterback's career in NFL history. Opened the scoring for the Colts with his 11-yard rushing touchdown in the second quarter to tie the game at 7-7. It was the third rushing touchdown for Luck this season. Capped his 12th career game-winning drive after finding T.Y. Hilton for a one-yard touchdown reception with 32 seconds remaining in the fourth quarter. He threw his 500th passing attempt of the season in the first quarter and threw 500-plus passing attempts in three consecutive seasons. Completed his 1,000th career pass when he found Coby Fleener for an 18-yard gain in the second quarter.
- Completed 18-of-34 passes for 187 yards, two touchdowns and one interception for a 76.5 passer rating in a Week 15 win against Houston (12/14). With the win, tied Joe Flacco (32) for the fourth-most wins among Super Bowl-era starting quarterbacks in their first three seasons. In addition, became the only quarterback since 1970 with three consecutive seasons of at least 10 wins in their first three years. On his first touchdown pass of the



ADMINISTRATION

COACHING
STAFFFOOTBALL
OPERATIONSBUSINESS
OPERATIONS

PLAYERS

2016 SEASON
IN REVIEW

COLTS HISTORY

RECORDS

COLTS IN THE
COMMUNITY

game, a 26-yard strike to Hakeem Nicks, recorded his 560th career passing attempt, which surpassed Drew Bledsoe (1,756) for the most attempts by a quarterback in their first three seasons in NFL history. Hit Dwayne Allen for a three-yard touchdown reception in the second quarter to give the Colts a 14-7 lead.

- In a Week 16 loss at Dallas (12/21), completed 15-of-22 passes for 109 yards and two interceptions for a 41.7 passer rating.
- Completed 10-of-16 passes for 160 yards and two touchdowns for a 135.4 passer rating in a Week 17 victory at Tennessee (12/28). With the win, tied Dan Marino and Matt Ryan (33) for the second-most wins among Super Bowl-era starting quarterbacks in their first three seasons. Opened the scoring in the first quarter with a seven-yard touchdown pass to tight end Coby Fleener. The score gave Indianapolis its first lead at the end of the first quarter dating back to a Week 13 home win against Washington. Found Reggie Wayne for an 80-yard completion in the second quarter setting up a Jack Doyle one-yard touchdown reception on the ensuing play. The completion was a new career-long as he set a new franchise record for the most passing yards in a single season (finishing with 4,761). On his second touchdown of the game he became the eighth player in NFL history to throw for 4,000 passing yards and 40 touchdowns in a single season. With his second touchdown pass of the game, passed Peyton Manning (85) for the most touchdowns in the first three seasons of a quarterback's career in Colts history.
- In the team's AFC Wild Card Playoff victory at Cincinnati (1/4/15), completed 31-of-44 passes for 376 yards and one touchdown for a 104.0 passer rating. His 376 passing yards are the second-most for a postseason game in his career and the sixth-most for a single postseason game in team history. His 31 completions are a postseason career-best and were tied for the second-most in a postseason game in Colts history. His 44 attempts were the second-most for a postseason game in his career and were tied for the sixth-most in a postseason single-game in team history. In his first four postseason games, has thrown more passes (184) and thrown for more yards (1,438) than any other player in league history, besting Dan Fouts (182) and Kurt Warner (1,428) who held the previous records. Threw for 219 yards in the first half, the most in the first half of a NFL Wild Card Playoff game since Peyton Manning's 361 yards against Denver in 2004. He threw his lone touchdown pass of the game in the third quarter, a 36-yard strike to Donte Moncrief, to give Indianapolis a 20-10 advantage. On the play, topped the 300-yard passing plateau and tied Jim Kelly, Warren Moon and Drew Brees for the second-longest streak of 300-yard games in NFL postseason history (three). He also recorded his 100th career postseason completion.

- Completed 27-of-43 passes for 265 yards, two touchdowns and two interceptions for a 76.2 passer rating in the team's AFC Divisional Playoff win at Denver (1/11/15). The game marked the sixth time in NFL history two quarterbacks selected No. 1 overall in the NFL Draft started against each other in a postseason game. Threw for 1,703 yards in his playoff career, which is the most by any player through their first five postseason games in NFL history (Kurt Warner, 1,644). With 265 passing yards, passed Johnny Unitas (1,663) for the second-most career passing yards in Colts postseason history. Following his 14th completion of the game in the second quarter, passed Unitas (120) for the second-most career completions in franchise postseason history. With 43 passing attempts, passed Unitas (226) for the second-most career attempts in Colts postseason history. Gave the Colts a 14-7 lead in the second quarter when he found Dwayne Allen for a three-yard touchdown. On the play, he passed Unitas (seven) for the second-most career touchdown passes in Colts postseason history. Found Hakeem Nicks for a 15-yard touchdown in the third quarter to give Indianapolis a 21-10 advantage. The score marked Luck's third career multiple-touchdown postseason game.
- In the team's AFC Championship Game loss at New England (1/18/15), completed 12-of-33 passes for 126 yards and two interceptions for a 23.0 passer rating.

2013 (COLTS):

- Started all 16 games at quarterback and completed 343-of-570 passes for 3,822 yards (60.2 percent), 23 touchdowns and nine interceptions for an 87.0 passer rating. Also contributed with 63 rushes for 377 yards and four touchdowns.
- Was named to the Pro Bowl for the second consecutive year.
- Earned AFC Offensive Player of the Week honors after a Week 7 performance against Denver.
- Surpassed Cam Newton (7,920) for the most passing yards by a quarterback in his first two NFL seasons and became the first quarterback in NFL history to throw for more than 8,000 yards in his first two seasons (8,196).
- Tied Ben Roethlisberger (22) for the second-most victories in a quarterback's first two seasons in the NFL since 1970. Also tied Matt Ryan for the second-most home wins (12) in a quarterback's first two seasons in the league.
- Finished the regular season opener against Oakland (9/8) having completed 18-of-23 passes for 178 yards and two touchdowns for a 127.9 passer rating. Opened the contest with 11 consecutive completions. Registered a 19-yard touchdown run in the fourth quarter, which gave the Colts a 21-17 lead and proved to be the game-winner. The rushing touchdown was the sixth of his career.
- Completed 25-of-43 passes for 321 yards, one

touchdown and one interception for a 79.7 quarterback rating against Miami in Week 2 (9/15). With 43 attempts, passed Earl Morrall (676) for eighth place all-time on the Colts career passing attempts list. Tied Johnny Unitas, Bert Jones and Jeff George (eight) for 40-plus passing attempt games in franchise history. With 25 completions, also passed Morrall for eighth place in career completions (382) and tied George (seven) for the fourth-most 300-plus passing yardage games in team history. Attempted 165 passes dating back to last season before his first interception in the fourth quarter. It was the longest active streak in the NFL prior to the pick.

- Completed 17-of-26 passes for 159 yards while contributing with 24 rushing yards on four carries in a Week 3 victory at San Francisco (9/22). Without a touchdown pass against the 49ers, ended a streak of nine consecutive games with at least one touchdown pass. Finished the game having completed 7-of-7 passes on first downs. Posted his second rushing touchdown of the season when he found the end zone on a six-yard run in the fourth quarter. The rushing touchdown was the seventh of his career.
- Finished a Week 4 contest at Jacksonville (9/29) having completed 21-of-35 passes for 257 yards, two touchdowns and one interception for a 89.8 passer rating. Tied Pro Football Hall of Famer John Elway (14) for the most wins in his first 20 starts by a quarterback drafted No. 1 overall since the 1970 merger.
- In a Week 5 victory against Seattle (10/6), completed 16-of-29 passes for 229 yards and two touchdowns. The contest marked his ninth game-winning drive in the fourth quarter or overtime. Registered his 15th career game with 200-plus passing yards and his 11th career contest with multiple touchdown passes. Found wide receiver T.Y. Hilton for two touchdown receptions. The first came in the first quarter on a 73-yard connection. The second score came in the third quarter on a 29-yard catch. The 73-yard touchdown pass was the longest allowed by the Seahawks defense since Week 16 of the 2007 season. Led Indianapolis to 11 fourth-quarter points as the Colts came back from a 28-23 deficit. Became 15-6 as a starter and was the fastest quarterback drafted No. 1 overall since the 1970 merger to reach 15 wins (21 starts). The game was the first in league history in which both starting quarterbacks (Russell Wilson, Seattle) were second-year quarterbacks who started a playoff game as a rookie in the previous season.
- Started under center in a Week 6 loss at San Diego (10/14) and completed 18-of-30 passes for 202 yards and one interception for a 66.2 passer rating. Completed a long pass of 35 yards to wide receiver Reggie Wayne on the first play of the game.
- In a Week 7 win against Denver (10/20), completed 21-of-38 passes for 228 yards and four total

touchdowns (three passing, one rushing) for a 99.5 quarterback rating. Was named AFC Offensive Player of the Week for his performance.

- Completed 18-of-40 passes for 271 yards, three touchdowns and no interceptions for a 92.8 passer rating in a Week 9 comeback victory at Houston (11/3). With 40 attempts, he tied Jack Trudeau (nine) for the second-most games reaching the plateau in Colts history. The contest marked his third career game with three-or-more touchdown passes. It was the first time in his career he reached the mark in consecutive games (Oct. 20 vs. Denver). The victory marked his 10th career game-winning drive in the fourth quarter or overtime and his third in 2013. It's the most by a quarterback in his first two years in the league dating back to the Super Bowl era. Luck and wide receiver T.Y. Hilton connected on three second half touchdowns en route to the victory. The first came on a 10-yard pass at the end of the third quarter to cut Houston's lead to 24-12 after a missed two-point conversion. The duo connected again for a 58-yard score in the fourth quarter followed by a nine-yard touchdown with four minutes remaining in the final stanza. The second touchdown pass marked the fifth connection of 50-plus yards between Luck and Hilton and the fourth touchdown connection of over 50 yards between the two.
- In a Week 10 loss against St. Louis (11/10), completed 29-of-47 passes for 353 yards, one touchdown and three interceptions for a 65.3 passer rating. Added four rushes for 17 yards. With 353 yards, tied Bert Jones (eight) for the third-most 300-plus passing yard games in Colts history. With 47 attempts, passed Jack Trudeau (nine) for the second-most games with 40-plus attempts in franchise history. Topped 94 career rushing attempts, which ranks seventh in franchise history among quarterbacks. With 17 rushing yards, passed Marty Domres (454) for the sixth-most career rushing yards by a quarterback in Colts history.
- Completed 23-of-36 passes for 232 yards and zero interceptions while adding nine carries for 31 yards and one touchdown in a Week 11 victory at Tennessee (11/14). Following a Daniel Herron fumble recovery on a Titans kickoff return in the third quarter, scrambled for an 11-yard touchdown to give the Colts a 20-17 advantage. The rushing touchdown was his fourth of the season and the ninth of his career. Improved the team's record to 7-0 when scoring a rushing touchdown. Completed at least one pass to eight different receivers and completed his first eight passes for 66 yards to start the second half. With nine rushing attempts, passed George Shaw (98) for the sixth-most career rushing attempts by a quarterback in franchise history.
- In a Week 12 loss at Arizona (11/24), completed 20-of-39 passes for 163 yards, one touchdown and one interception for a 60.1 passer rating. Finished the game with 31 rushing yards and posted his longest career run in the fourth quarter with a 28-yard gain.



ADMINISTRATION

COACHING
STAFFFOOTBALL
OPERATIONSBUSINESS
OPERATIONS

PLAYERS

2016 SEASON
IN REVIEW

COLTS HISTORY

RECORDS

COLTS IN THE
COMMUNITY

With 163 passing yards, passed Jeff Garcia (6,822) for sixth place in NFL history for the most passing yards by a quarterback in their first two seasons in the league.

- Completed 17-of-32 passes for 200 yards and one interception for a 59.4 passer rating in a Week 13 victory against Tennessee (12/1). Added five rushes for 42 yards (8.4 avg.). With 200 passing yards, passed Drew Bledsoe (7,049) and Andy Dalton (7,067) for the fourth-most passing yards by a quarterback in his first two NFL seasons.
- In a Week 14 loss at Cincinnati (12/8), completed 29-of-46 passes for 326 yards, four touchdowns and zero interceptions for a 113.1 passer rating. With 326 yards, passed Dan Marino (7,294) for the third-most passing yards by an NFL quarterback in his first two seasons in the league. With 29 completions, passed Mike Pagel (587) for the seventh-most in team history. Also moved ahead of Mike Pagel (7,474) for the seventh-most passing yards in franchise history. Totaled his ninth 300-yard passing outing, which passed Bert Jones (eight) for the third-most in Colts history. Completed passes to seven different receivers in the first half of play and finished the game having completed passes to nine different players. In the third quarter, tallied a then-career-long 29-yard rush to give the Colts possession in the red zone. Indianapolis finished with a touchdown on the drive.
- Completed 19-of-32 passes for 180 yards, two touchdowns and one interception for an 82.8 passer rating in a Week 15 win against Houston (12/15). With the victory, tied Joe Flacco and Matt Ryan (20) for the fourth-most wins in a quarterback's first two seasons since 1970. Also became the sixth quarterback in the Super Bowl era to win at least 20 games in his first two years. Is the fifth quarterback in NFL history with at least 20 touchdown passes in each of his first two seasons.
- In a Week 16 victory at Kansas City (12/22), completed 26-of-37 passes for 241 yards and one touchdown for a 96.8 passer rating. Registered his fourth-highest first half passing total with 192 yards. With the victory, tied Dan Marino (21) for the third-most wins in a quarterback's first two NFL seasons since 1970. With 241 passing yards, passed Peyton Manning (7,874) for the second-most yards by a quarterback in his first two NFL seasons.
- Completed 26-of-37 passes for 282 yards and one touchdown for a 101.4 passer rating in a Week 17 victory against Jacksonville (12/29). With 282 yards, passed Cam Newton (7,920) for the most passing yards by a quarterback in his first two NFL seasons while becoming the first quarterback in NFL history to throw for more than 8,000 yards in his first two seasons in the league. With the victory, tied Ben Roethlisberger (22) for the second-most victories in a quarterback's first two seasons in the NFL since 1970.
- In his second career postseason start during the team's AFC Wild Card victory against Kansas City

(1/4/14), completed 29-of-45 passes for 443 yards, four touchdowns and three interceptions for a 98.7 passer rating. Led the Colts to the second-largest comeback in NFL postseason history after trailing by 28 points in the second half. Was part of an offense that recorded 536 total net yards, which set a franchise record for a postseason game and tied for the ninth-most in NFL postseason history. The team also netted 436 passing yards, which was the second-most for a postseason game in franchise history. His 443 passing yards marked the fifth-highest total in an NFL postseason game and the second-most in franchise history (Peyton Manning, 458 yards vs. Denver on Jan. 9, 2005). His four touchdown passes tied for the 11th-most in an NFL postseason contest and tied for the second-most in franchise history. It also marked the third time in team history that a quarterback threw for four or more touchdowns in a postseason game. With 45 passing attempts, passed Earl Morrall (79) for the fourth-most passing attempts in Colts postseason history. With 29 completions, passed Morrall (37) for the fourth-most completions in Colts postseason history. With 443 yards, passed Morrall (667) for the fourth-most passing yards in franchise postseason history. With four touchdowns, passed Morrall and Jack Trudeau (two) for the fourth-most touchdown passes in Colts postseason history. His 45 rushing yards were the second-most in a playoff game by a Colts quarterback (48, Jim Harbaugh on Jan. 7, 1996). Became the first player in NFL history to record a passing touchdown and a fumble recovery for a touchdown in the same game in postseason history. Including the playoffs, won seven career games after trailing by double-digits, the most such wins in the NFL since the start of the 2012 season.

- Completed 20-of-41 passes for 331 yards, two touchdowns and four interceptions for a 53.0 passer rating in the team's AFC Divisional Playoff loss at New England (1/11/14). With 41 passing attempts, passed Jim Harbaugh (119) for the third-most attempts in Colts postseason history. Also passed Harbaugh (61) for the third-most completions in franchise postseason history and the third-most touchdowns in team postseason history.

2012 (COLTS):

- Started all 16 games in his rookie season. Was 339-of-627 passing for an NFL rookie record 4,374 yards, 23 touchdowns and 18 interceptions. Added 255 rushing yards on 62 carries and a club quarterback record five rushing touchdowns.
- In his first career NFL start at Chicago (9/9), completed 23-of-45 passes for 309 yards, one touchdown and three interceptions for a 52.9 quarterback rating. His 309 passing yards is the highest total by a Colts rookie quarterback in their franchise debut.
- Against the Vikings (9/16), completed 20-of-31 passes for 224 yards and two touchdowns for a 107.5

quarterback rating. Engineered two two-minute scoring drives. The first came at the end of the second quarter when he hit wide receiver Reggie Wayne for a 30-yard touchdown reception. The second came with 31 seconds remaining in the fourth quarter when he drove the team 40 yards to set up Adam Vinatieri's game-winning 53-yard field goal.

- Completed 22-of-46 passes for 313 yards, two touchdowns and one interception in the team's loss against Jacksonville (9/23).
- Set season highs in completions (31) and attempts (55) while throwing for 362 yards and three total touchdowns (two passing, one rushing) against Green Bay (10/7). Led the team back from an 18-point deficit to capture a 30-27 victory, becoming the first rookie quarterback to accomplish the feat since Detroit's Matthew Stafford in 2009. Became the Colts' first rookie quarterback since Bert Jones in 1973 to throw a touchdown pass in each of his first four career games. Became the first rookie in NFL history to pass for 1,200-plus yards (1,208) and record at least two wins in his team's first four games. Joined Carolina quarterback Cam Newton as the only players in NFL history to pass for at least 300 yards in three of their first four career games.
- Completed 22-of-44 passes for 280 yards and two interceptions in a loss at the New York Jets (10/14).
- Completed 16-of-29 passes for 186 yards and added two rushing touchdowns in a victory over Cleveland (10/21) in Week 7. Became the third quarterback in franchise history and the first since 1988 to rush for two touchdowns in a single game.
- Completed 26-of-38 passes for 297 yards, one touchdown and one interception for an 89.5 quarterback rating in a 19-13 overtime victory at Tennessee (10/28). Threw the game-winning 16-yard touchdown pass to running back Vick Ballard in overtime to seal the victory.
- Finished with a career day as he completed 30-of-48 passes for 433 yards and two touchdowns for a 105.6 quarterback rating against Miami (11/4). His 433 yards set a new NFL record for passing yards by a rookie quarterback in a single game and topped his rookie franchise record for single game passing yards (362 vs. Green Bay on Oct. 7, 2012). Became the second rookie in NFL history to record four 300-yard passing games (Peyton Manning, 1998). His 433 passing yards marked the third-highest total in a single game in franchise history. His first half passing total of 273 yards was the fourth-highest total in franchise history for a first half (Peyton Manning, 324 vs. Buffalo on Sept. 23, 2001). Luck also became the second player in the NFL with 270-plus passing yards in the first half (Drew Brees, 314 in Week 7 vs. Tampa Bay) at that time in the season. He threw two touchdown passes, his first to Reggie Wayne (nine yards) in the first quarter and the second, a 36-yard touchdown to fellow rookie T.Y. Hilton in the third quarter.
- Threw for 227 yards on 18-of-26 passing in an NFL Network *Thursday Night Football* victory at Jacksonville (11/8).
- Completed 27-of-50 passes for 334 yards, two touchdowns and three interceptions at New England (11/18). With 334 yards, he became the first rookie quarterback in NFL history to register five 300-yard passing outings in his first season, topping Peyton Manning's record of four, which was set in 1998.
- Completed 20-of-37 passes for 240 yards, one touchdown and one interception for a 71.9 quarterback rating vs. Buffalo (11/25). With the win, he tied Sam Bradford for the most wins (seven) by a quarterback drafted No. 1 overall since 1970. Luck became the second rookie quarterback in Colts history to throw for 3,000-plus yards in their first season, and with 449 passing attempts, passed Jack Trudeau (417) for the second-most in a season by a rookie in team history.
- Finished the game having completed 24-of-54 passes for 391 yards, four touchdowns and three interceptions for a 70.8 passer rating at Detroit (12/2). With the win, he surpassed Sam Bradford (seven) to become the first rookie quarterback drafted No. 1 overall to record eight victories since 1966. With 3,596 passing yards, he passed Andy Dalton (3,398 in 2011), Matt Ryan (3,440 in 2008) and Sam Bradford (3,512 in 2010) for the third-most passing yards by a rookie in NFL history. Luck also totaled his sixth 300-yard passing game of the season, which improved his current rookie record. Luck's four touchdown passes set a career-high. His passing attempt total was the second-highest in 2012 (55 vs. Green Bay, 10/7). Luck and Seattle quarterback Russell Wilson were the first pair of NFL rookie quarterbacks with a game-winning touchdown pass in the final minute of the fourth quarter or overtime on the same day. The two joined Tim Couch and Matthew Stafford as the only rookies to throw a game-winning touchdown pass with 0:00 on the clock since 1970.
- Finished the game having completed 16-of-34 passes for 196 yards and one touchdown against Tennessee (12/9). With 196 yards, he set a new franchise record (3,792) for passing yards by a rookie, topping Peyton Manning's mark of 3,739 yards. With the Colts victory, he got credit for his sixth fourth quarter/overtime game-winning drive for the Colts, which is the most by a rookie since the AFL/NFL merger. He surpassed Vince Young (2006 Titans) and Ben Roethlisberger (2004 Steelers) who each had five.
- Completed 13-of-27 passes for 186 yards and two touchdowns for a 95.6 passer rating at Houston (12/16). Found wide receiver T.Y. Hilton on a 61-yard touchdown in the second quarter for the team's first touchdown of the game. The score marked Luck's sixth touchdown pass of 30-or-more yards and fourth touchdown pass of 40 yards or more.



- Completed 17-of-35 passes for 205 yards and one touchdown in a victory over Kansas City (12/23). With 205 yards, he set a new NFL record for passing yards by a rookie quarterback, topping Cam Newton's mark (4,051), which was set in 2011. Notched his seventh game-winning drive in the fourth quarter or overtime, which tied an NFL record (previously done on six occasions). He also broke Chris Chandler's franchise rookie record for wins in a season (10). With 35 passing attempts, Luck set a new NFL record for passing attempts by a rookie quarterback (topping Sam Bradford's record of 590). He also passed Peyton Manning (575) for the most in a season by a rookie quarterback in Colts history. Pieced together the team's first touchdown drive of the game in the fourth quarter when the Colts drove 73 yards in 13 plays, capped by a Reggie Wayne seven-yard touchdown.
- Completed 14-of-28 passes for 191 yards and two touchdowns in the team's victory over the Texans (12/30). With his first two completions in the first quarter, Luck set a new franchise record for completions by a rookie quarterback (327), topping Peyton Manning's old mark of 326 in 1998. Found wide receiver T.Y. Hilton for a 70-yard touchdown reception in the fourth quarter. The pass and reception both marked career longs for Luck and Hilton. Luck finished the regular season with 23 touchdown passes and surpassed Charlie Conerly (22) for the third-most touchdown passes by a rookie quarterback in NFL history. Finished the season having won 11 games as a starter and joined Ben Roethlisberger (13), Joe Flacco (11), Matt Ryan (11) and Russell Wilson (11) as the only starting rookie quarterbacks in the Super Bowl era (since 1966) to win at least 11 games. Luck's 11 victories give him the most by a quarterback drafted No. 1 overall in his rookie season in NFL history. Sam Bradford held the previous record of seven wins in his rookie season with the St. Louis Rams in 2010.
- Completed 28-of-54 passes for 288 yards in the team's AFC Wild Card Playoff loss at Baltimore (1/6/13) and became the first quarterback selected No. 1 overall to start a postseason game as a rookie. Compiled the second-most passing yards by a rookie quarterback in a playoff game, set an NFL record for passing attempts by a rookie quarterback in a single postseason game and set a franchise record for passing attempts by a quarterback in a postseason game.

COLLEGE:

- Started all 38 games he played in at Stanford, completing 713-of-1,064 passes (67.0 percent) for 9,430 yards, 82 touchdowns and 22 interceptions, as he set school career records for touchdown passes and pass completion percentage.
- Was a two-time Heisman Trophy finalist in 2010 and 2011.
- Named the Maxwell Award Winner for the National Collegiate Player of the Year, the Walter Camp

Football Foundation Player of the Year and the Pac-12 Conference Player of the Year following the 2010 and 2011 seasons. Was also the recipient of the Johnny Unitas Golden Arm Trophy and named the Capital One Academic All-America of the Year by CoSIDA in 2011.

- Finished his collegiate career at Stanford with 31 victories as a starter, then the most ever attained by a Cardinal quarterback. His winning percentage (81.5) is the best in school history.
- Helped lead Stanford to 29 consecutive weeks in The Associated Press Top 25 poll, including 22 consecutive weeks in the Top 10.
- Quarterbacked three of the most prolific offensive teams in school history, by helping Stanford amass 461 points in 2009 as a freshman, a school-record 524 points as a sophomore and 561 points as a junior, the seventh-highest total in the nation.
- With 82 career touchdown passes, left school ranked fourth in Pac-12 Conference history. His career-high 37 scoring strikes as a junior are surpassed by only Southern California's Matt Leinart (38 in 2003) for the Pac-12 Conference season record.
- Earned the top two spots on the Stanford season record chart with 37 touchdown passes in 2011 and 32 connections in 2010.
- Finished second in school annals behind Steve Stenstrom (10,531 yards; 1991-94) for the most passing yardage for a career, and his pass attempts (1,064) and completions (713) both placed fourth in school history.
- Holds the second and third positions in the Stanford season record book with passing yardage figures of 3,517 yards as a junior and 3,338 yards as a sophomore, topped by only Steve Stenstrom's 3,627 yards in 1993.
- Completed 288 attempts in 2011 to rank behind only Stenstrom's 1993 total of 300 while his 2010 figure of 263 completions rank fourth on the Cardinal annual record chart.
- The first Cardinal to amass over 10,000 yards in total offense (10,387), establishing a new Stanford record and finishing sixth in Pac-12 history.
- Accounted for 3,791 total yards in 2010 and 3,667 in 2011 to earn the top two positions on the Cardinal season record list.
- Threw for over 300 yards in eight contests during his collegiate career, the fourth-best total by a Stanford passer.
- Became the first Stanford player to throw for at least four scores more than twice in a season.
- Holds the school career record for quarterbacks with 957 rushing yards. Set the season rushing record for a quarterback in 2010 with 453 yards and also ranks third on the list with 354 yards on the ground in 2009.
- Was named to the Pac-12 Conference All-Century Team.

PERSONAL:

- Attended Stratford High School in Houston.
- Finished his prep career with 7,139 yards and 53 touchdowns on 488-of-824 passing (59.2 percent) while also adding 2,085 rushing yards in three seasons.
- As a senior, completed 196-of-338 pass attempts for 2,684 yards and 19 touchdowns and rushed for 671 yards. Earned Second Team All-Texas honors for Class 5A.
- Was an All-America selection by *SuperPrep* and listed as the nation's seventh-best quarterback by the publication in 2007.
- Threw for 2,926 yards and 27 touchdowns on 176-of-257 passing and rushed for 714 yards in his junior season.
- Named the 19-5A District MVP and was a *Rivals.com* All-America pick in 2006.
- Totaled 1,529 yards and seven touchdowns through the air on 116-of-229 passing as a sophomore, adding 700 rushing yards.
- Served as the co-valedictorian of his high school's graduation class of 2008.
- Is the spokesperson for Riley Hospital Change the Play, which encourages kids to challenge themselves to make better choices when it comes to food and exercise.
- Started the Andrew Luck Book Club in April of 2016. Luck recommends a book for younger readers and a book for adult readers monthly and then hosts

podcasts about the readings. The club lives on AndrewLuckBookClub.com and @ALBookClub on Twitter.

- Participated in the Community Tuesday caroling event at Riley Hospital to spread cheer during the holidays.
- Serves as a board member for the Indy Public Safety Foundation.
- Serves as a co-spokesperson for the "COLTSTRONG, LIBRARYSTRONG" campaign for the Indianapolis Library.
- Hosted an NFL PLAY 60 event with Indianapolis Public School students.
- Co-hosted the 12th Man Leukemia Jam, an event to benefit the Leukemia and Lymphoma society.
- Donates tickets as a Colts Community Ticket Block Sponsor.
- Was a participant in the CHUCKSTRONG Tailgate Gala where he threw touchdown passes to raise money.
- Participated in the 2015 Winter USO Tour.
- At Stanford, carried a 3.48 cumulative grade point average as an architectural design major.
- Son of former Houston Oiler and West Virginia quarterback Oliver Luck.
- Has a brother, Addison, who plays soccer at Yale and a sister, Mary Ellen, who played volleyball at Stanford.

CAREER REGULAR SEASON STATISTICS

Year	GP	GS	PASSING					RUSHING							
			Att.	Comp.	Yards	Pct.	Yds/Att.	TD	INT	LG	No.	Yards	Avg.	LG	TD
2016 IND	15	15	545	346	4,240	63.5%	7.8	31	13	64t	64	341	5.3	33	2
2015 IND	7	7	293	162	1,881	55.3%	6.4	15	12	87t	33	196	5.9	25	0
2014 IND	16	16	616	380	4,761	61.7%	7.7	40	16	80	64	273	4.3	20	3
2013 IND	16	16	570	343	3,822	60.2%	6.7	23	9	73t	63	377	6.0	29	4
2012 IND	16	16	627	339	4,374	54.1%	7.0	23	18	70t	62	255	4.1	19	5
TOTAL	70	70	2,651	1,570	19,078	59.2%	7.2	132	68	87t	286	1,442	5.0	33	14

CAREER POSTSEASON STATISTICS

Year	GP	GS	PASSING					RUSHING							
			Att.	Comp.	Yards	Pct.	Yds/Att.	TD	INT	LG	No.	Yards	Avg.	LG	TD
2014 IND	3	3	120	70	767	58.3%	6.4	3	4	45	8	57	7.1	20	0
2013 IND	2	2	86	49	774	57.0%	9.0	6	7	64t	8	50	6.3	21	0
2012 IND	1	1	54	28	288	51.9%	5.3	0	1	25	4	35	8.8	18	0
TOTAL	6	6	260	147	1,829	56.5%	7.0	9	12	64t	20	142	7.1	21	0

GETTING TO KNOW ANDREW LUCK

Favorite team and/or athlete outside of football:
USA Soccer

Favorite musician and/or song: AWOLNATION

Hobbies outside of football: Reading, ping pong and traveling

Favorite food: Indiana tomatoes

Favorite vacation spot: Europe



ADMINISTRATION

COACHING
STAFFFOOTBALL
OPERATIONSBUSINESS
OPERATIONS

PLAYERS

2016 SEASON
IN REVIEW

COLTS HISTORY

RECORDS

COLTS IN THE
COMMUNITY99
DT

T.Y. MCGILL

6-0 • 299 • NORTH CAROLINA STATE

NFL EXP: 3 (3rd Year with Colts)

HOW ACQUIRED: W – 2015 (SEA)

BORN: 11/23/92

GP/GS (POSTSEASON): 25/0 (0/0)

CAREER TRANSACTIONS:

- Claimed off waivers (Seattle) by the Colts on September 6, 2015.
- Waived by the Seattle Seahawks on September 5, 2015.
- Signed by Seattle as an undrafted free agent on May 15, 2015.

2016 (COLTS):

- Competed in 13 games and finished the year with six tackles (four solo), 2.0 sacks, 2.0 tackles for loss, nine quarterback hits, one forced fumble and one pass defensed.
- In a Week 7 win at Tennessee (10/23), finished with one tackle, 1.0 sack, three quarterback hits and one forced fumble. Logged his third career sack and first career forced fumble when he dropped Marcus Mariota for an 11-yard loss in the fourth quarter. The ball was recovered by teammate Robert Mathis and returned 14 yards for a touchdown.
- Posted one tackle, 1.0 sack and 1.0 tackle for loss in a Week 15 victory at Minnesota (12/18). Notched his second sack of the season when he dropped Sam Bradford for a nine-yard loss in the fourth quarter. The sack held the Vikings to a field goal.
- Finished with two tackles and 1.0 tackle for loss in a Week 17 victory against Jacksonville (1/1/17).

2015 (COLTS):

- Competed in 12 games as a rookie and totaled 12 tackles (eight solo), 3.0 sacks and 4.0 tackles for loss. Was inactive for another four contests.
- In a Week 1 loss at Buffalo (9/13), saw action on defense in his NFL debut, but did not record a tackle.
- Posted one tackle and added his first career kickoff return which went for 15 yards in a Week 13 loss at Pittsburgh (12/6).
- Tallied two tackles in a Week 14 loss at Jacksonville (12/13).
- Posted three tackles and the first two sacks of his career in a Week 16 win at Miami (12/27). Logged his first career sack, which went for a safety and a 2-0 lead in the first quarter. Added his second quarterback takedown on Miami's final possession of the game, which went for a nine-yard loss.
- In a Week 17 victory against Tennessee (1/3/16), finished with 1.0 sack.

SINGLE-GAME HIGHS

TACKLES: 3 at MIA (12/27/15)

SACKS: 2.0 at MIA (12/27/15)

FF: 1 vs. TEN (10/23/16)

FR: 0

INT: 0

PD: 1, two times (Last: vs. KC 10/30/16)

COLLEGE:

- Played in 49 games (21 starts) at North Carolina State and collected 131 tackles (78 solo), 10.0 sacks and 24.5 tackles for loss.
- In 2014, he finished his senior year with 37 tackles (22 solo), 8.0 tackles for loss and 3.0 sacks in 11 games.
- Played in 12 games and tallied 25 tackles, 2.0 sacks and 5.0 tackles for loss his junior season in 2013.
- Started 10 games his sophomore season in 2012 and finished the year with 39 tackles, 5.0 sacks and 10.5 tackles for loss.
- Tallied a season-high eight tackles and 2.0 sacks against Maryland. Earned ACC Defensive Lineman of the Week honors.
- Played in 13 games in 2011 and was the only freshman to start a game for North Carolina State.

PERSONAL:

- Attended Wayne County High School in Jesup, Ga. and was an all-region selection after his junior and senior seasons.
- Tallied 10.0 sacks his senior year.
- Was selected to play in the 2010 Georgia North/South All-Star game.
- Served as team captain in football and basketball.
- Was voted the team's MVP by his teammates.
- Donated to Wayne County High School in Jesup, Ga. as part of the PLAY 60 After School Kickoff.
- In 2016, volunteered at the opening of a Colts fitness park as part of the team's PLAY 60 event. Also participated in the team's annual playground build.
- In 2015, visited patients at the IU Simon Cancer Center.
- Distributed Thanksgiving meals to families as part of the Colts Hunger Relief efforts in 2015 and 2016.
- Shopped for the holidays with underserved youth at the team's 2016 Shop With a Colt event.

- Volunteered at the 2015 Cold Feet Warm Shoes event and helped students get fitted for new shoes and hats.
- Working with Trinity House in 2015, purchased

- Christmas gifts for young men in foster care. Also shopped for the holidays with underserved children as part of the team's Shop with a Colt event.
- A native of Jesup, Ga.

CAREER REGULAR SEASON STATISTICS

Year	GP	GS	Solo	Asst.	Total	Sacks	PD	FF	FR	INT	Yds	Avg.	LG	TD
2016 IND	13	0	4	2	6	2.0	1	1	0	0	0	0.0	0	0
2015 IND	12	1	8	4	12	3.0	1	0	0	0	0	0.0	0	0
TOTAL	25	1	12	6	18	5.0	2	1	0	0	0	0.0	0	0

ADDITIONAL STATS: Returned a kickoff 15 yards at Pittsburgh (12/6/15).

GETTING TO KNOW T.Y. MCGILL

Favorite team and/or athlete outside of football:

LeBron James

Favorite musician and/or song: Fetty Wap – “My Way”

Hobbies outside of football: Playing video games

What is something interesting about you that most people may not know: I ran track in high school at 275 pounds

Favorite food: Seafood

If you could have lunch with three people, living or dead, who would they be: My mother, dad and grandmother

Favorite movie: *Hardball*

30
CB



RASHAAN MELVIN

6-2 • 196 • NORTHERN ILLINOIS

NFL EXP: 5 (2nd Year with Colts)

HOW ACQUIRED: FA – 2016

BORN: 10/2/89

GP/GS (POSTSEASON): 27/11 (2/2)

CAREER TRANSACTIONS:

- Signed by the Colts as a free agent on September 7, 2016.
- Released by the Miami Dolphins on September 3, 2016.
- Signed by the Dolphins as a free agent on July 30, 2016.
- Released by the New England Patriots on May 2, 2016.
- Signed by the Patriots as a free agent on January 25, 2016.
- Signed to the New England practice squad on December 10, 2015.
- Released by the Patriots on December 8, 2015.
- Claimed off waivers (Baltimore) by New England on October 14, 2015.
- Waived by the Baltimore Ravens on October 13, 2015.
- Signed to the Ravens active roster from the Miami Dolphins practice squad on November 8, 2014.
- Signed to the Dolphins practice squad on October 28, 2014.
- Released by the Tampa Bay Buccaneers on September 22, 2014.

SINGLE-GAME HIGHS

TACKLES: 11 vs. TEN (11/20/16)

SACKS: 0.0

FF: 1, three times (Last: at OAK 12/24/16)

FR: 0

INT: 0

PD: 2 vs. TEN (11/20/16)

- Signed by the Buccaneers as an undrafted free agent on April 29, 2013.

2016 (COLTS):

- Played in 15 games (nine starts) and registered 58 tackles (50 solo), 1.0 tackle for loss, seven passes defended and two forced fumbles.
- Started his first game as a member of the Colts at left cornerback in a Week 2 loss at Denver (9/18). Finished with three solo tackles.
- Tallied three solo tackles and one forced fumble in a Week 5 victory against Chicago (10/9). His forced fumble in the fourth quarter was recovered by teammate D'Qwell Jackson and led to a Colts field goal.
- Registered six tackles (five solo) in a Week 8 loss

ADMINISTRATION

COACHING STAFF

FOOTBALL OPERATIONS

BUSINESS OPERATIONS

PLAYERS

2016 SEASON IN REVIEW

COLTS HISTORY

RECORDS

COLTS IN THE COMMUNITY



ADMINISTRATION

COACHING
STAFFFOOTBALL
OPERATIONSBUSINESS
OPERATIONS

PLAYERS

2016 SEASON
IN REVIEW

COLTS HISTORY

RECORDS

COLTS IN THE
COMMUNITY

against Kansas City (10/30).

- Led the team with 11 tackles (all solo) and two passes defended starting at left cornerback in a Week 11 victory against Tennessee (11/20).
- In a Week 14 loss against Houston (12/11), compiled six tackles (three solo) and one pass defended.
- Started at cornerback in a Week 15 victory at Minnesota (12/18) and totaled four solo tackles.
- Posted five tackles (three solo) and one forced fumble, starting at left cornerback in a Week 16 loss at Oakland (12/24).

2015 (RAVENS/PATRIOTS):

- Totaled four tackles (two solo) in eight games played with the Patriots.
- Recorded one tackle in one game played with the Ravens.

2014 (RAVENS):

- Appeared in three games (two starts), compiling 17 tackles (13 solo) with one pass defended, 1.0 tackle for loss and one forced fumble.
- Registered five tackles (four solo), 1.0 tackle for loss and one pass defended against Jacksonville on (12/13).
- Recorded eight tackles (six solo) against Houston on (12/21).

2013 (BUCCANEERS):

- Was active for two games (Week 2 and 3), but did not play.
- Placed on Injured Reserve on Oct. 15.

COLLEGE:

- Started 27-of-41 games played at Northern Illinois, totaling 172 tackles (117 solo), six interceptions, 3.5 tackles for loss, one forced fumble and 35 passes defended.
- His 35 passes defended rank second in school history.
- Started all 12 games as a senior, recording 55

CAREER REGULAR SEASON STATISTICS

Year	GP	GS	Solo	Asst.	Total	Sacks	PD	FF	FR	INT	Yds	Avg.	LG	TD
2016 IND	15	9	50	8	58	0.0	7	2	0	0	0	0.0	0	0
2015 BAL/NE	9	0	3	2	5	0.0	0	0	0	0	0	0.0	0	0
2014 BAL	3	2	13	4	17	0.0	1	1	0	0	0	0.0	0	0
TOTAL	27	11	66	14	80	0.0	8	3	0	0	0	0.0	0	0

- tackles (39 solo), 1.5 tackles for loss, 17 passes defended, one interception and one forced fumble.
- Led the Mid Atlantic Conference and set the single-season school record with 17 passes defended.
- Named First Team All-MAC by *CollegeFootballNews.com*.
- Started all 13 games as a junior in 2011, recording 78 tackles (54 solo), 1.0 tackle for loss, nine passes defended and three interceptions.
- Recorded five or more tackles in nine of the 13 games he played.
- Recorded a career-best 10 tackles against Wisconsin.
- Saw action in all 14 games (two starts) as a sophomore in 2010, compiling 39 tackles (24 solo), 1.0 tackle for loss, four passes defended and two interceptions.
- Saw action in two games as a walk-on freshman in 2009 and was later awarded a scholarship during the spring of 2010.

PERSONAL:

- Attended Waukegan (Ill.) High School where he totaled 58 receptions for 585 yards (10.0 avg.) as wide receiver and made 70 tackles, eight interceptions and scored three defensive touchdowns as a cornerback during his senior season.
- Named First Team Central Suburban League South and First Team *Lake County News Sun* as a wide receiver.
- Was a two-year varsity basketball starter and team captain.
- Shopped for the holidays with underserved children during Vontae Davis' shopping event in 2016.
- Majored in sociology.
- A native of Waukegan, Ill.

GETTING TO KNOW RASHAAN MELVIN

Favorite team and/or athlete outside of football: Northern Illinois Huskies

Favorite musician and/or song: Young Jeezy and T.I.

Hobbies outside of football: Spending time with my son and paintballing

What is something interesting about you that most people may not know: I'm a very open person

Favorite food: Spaghetti

Favorite vacation spot: Dominican Republic

If you could have lunch with three people, living or dead, who would they be: Deion Sanders, Muhammad Ali and Barack Obama

Favorite movie: *Lone Survivor*

What's the one thing you couldn't live without: Family

75

T/G

JACK MEWHORT



6-6 • 305 • OHIO STATE

NFL EXP: 4 (4th Year with Colts)

HOW ACQUIRED: D2 – 2014 (59th overall)

BORN: 8/30/91

GP/GS (POSTSEASON): 40/40 (3/3)

CAREER TRANSACTIONS:

- Selected by the Colts in the second round (59th overall) of the 2014 NFL Draft.

2016 (COLTS):

- Started all 10 games he played in at left guard and blocked for a Colts offense that ranked tied for fifth in the NFL in passing yards per game (262.6), seventh in points scored (397) and 10th in yards per game (364.4). Opened rushing lanes for running back Frank Gore who logged the team's first 1,000-yard rushing season dating back to 2007.
- In a Week 1 loss against Detroit (9/11), started at left guard and blocked for a Colts offense that totaled 450 net yards as quarterback Andrew Luck threw for 385 yards and four touchdowns.
- Provided time for the offense to record 410 net yards starting at left guard in a Week 3 win against San Diego (9/25). Also blocked for quarterback Andrew Luck to throw for 331 yards and one touchdown.
- Started at left guard in a Week 5 victory against Chicago (10/9) and blocked for a Colts offense that recorded 396 net yards.
- In a Week 6 loss at Houston (10/16), started at left guard and blocked for Frank Gore who became the team's first 100-yard rusher (106) in 55 consecutive regular season games.
- In a Week 11 victory against Tennessee (11/20), started at left guard and blocked for an offense that recorded 327 net yards as Andrew Luck threw for 262 yards and two touchdowns.
- Started at left guard in a Week 13 victory at the New York Jets (12/5) and blocked for an offense that generated 421 net yards.
- Placed on Injured Reserve on December 12.

2015 (COLTS):

- Started all 16 games on the offensive line (three at right tackle, 13 at left guard) for the first time in his career. Blocked for a Colts offense that totaled 5,142 yards of net offense and assisted running back Frank Gore who posted the most rushing yards in a season for a Colts running back (967) dating back to 2007.
- Moved back to left guard and started in a victory at Tennessee (9/27). Assisted a Colts offense that

totalled 378 net yards and opened rushing lanes for Frank Gore to total 86 yards and two touchdowns.

- In a Week 5 win at Houston (10/8), started at left guard and opened rushing lanes for Frank Gore to tally 98 yards and one touchdown. The 98 rushing yards were the most for a Colts running back in a single game dating back to 2012. Also blocked for Matt Hasselbeck who threw for 213 yards and two touchdowns.
- Started at left guard in a Week 6 loss against New England (10/18). Blocked for a Colts offense that topped 400 net yards (409) for the first time all season. Provided time for quarterback Andrew Luck to throw for 312 yards and three touchdowns.
- In a Week 7 loss against New Orleans (10/25), started at left guard and provided time for the offense to compile 376 net yards as quarterback Andrew Luck threw for 333 yards and three touchdowns.
- In a Week 9 victory against Denver (11/8), started at left guard and assisted an offense that totaled 365 net yards as running back Frank Gore contributed with 28 carries for 83 yards and one touchdown.
- Started at left guard in a Week 11 win at Atlanta (11/22) and blocked for quarterback Matt Hasselbeck who completed 23-of-32 passes for 213 yards and two touchdowns. Also opened rushing lanes for the Colts to net 74 yards.
- In a Week 17 victory against Tennessee (1/3/16), started at left guard and assisted a Colts offense that logged 327 yards. Provided time for quarterbacks Josh Freeman and Ryan Lindley to throw for 207 combined yards and two touchdowns.

2014 (COLTS):

- Started all 14 games he competed in (13 at left guard, one at right tackle) and assisted the offense in setting a single-season franchise record for net yards (6,506). Also started all three postseason games at left guard.
- Started his first career NFL contest at guard in the team's regular season opener at Denver (9/7). Helped the Colts produce 408 net yards of offense while blocking for Andrew Luck to complete 35-of-53 passes for 370 yards and two touchdowns.
- In a Week 2 loss against Philadelphia (9/15), started

ADMINISTRATION

COACHING STAFF

FOOTBALL OPERATIONS

BUSINESS OPERATIONS

PLAYERS

2016 SEASON IN REVIEW

COLTS HISTORY

RECORDS

COLTS IN THE COMMUNITY



ADMINISTRATION

COACHING
STAFFFOOTBALL
OPERATIONSBUSINESS
OPERATIONS

PLAYERS

2016 SEASON
IN REVIEW

COLTS HISTORY

RECORDS

COLTS IN THE
COMMUNITY

at left guard and was part of an offensive line that did not allow a sack. Also assisted a Colts rushing attack that netted 169 yards.

- Started at left guard and provided time for the offense to finish with 529 net yards (385 passing, 144 rushing), which is the 10th-highest total for a single game in team history. Blocked for Andrew Luck to tie a single-game career-high with four passing touchdowns.
- Was part of an offensive line that did not allow a sack in a Week 4 victory against Tennessee (9/28). Assisted a Colts offense that netted 498 yards as Andrew Luck threw four touchdown passes.
- Started at left guard in a Week 7 win against Cincinnati (10/19) and assisted the offense in totaling 506 net yards. Blocked for Andrew Luck, who registered his franchise-tying fifth consecutive 300-yard passing performance.
- Was part of an offensive line that allowed only 1.0 sack as the Colts totaled 443 net yards of offense in a Week 9 victory at the New York Giants (11/3). Blocked for Andrew Luck to tie his single-game career-high with four passing touchdowns.
- Assisted a Colts offense that totaled 389 net yards, starting at left guard in a Week 12 win against Jacksonville (11/23). The team's 175 rushing yards was the highest total during the season and the most dating back to a Sept. 22, 2013 in a win at San Francisco (184).
- Blocked for a Colts offense that compiled 487 net yards starting at left guard in a Week 13 win against Washington (11/30). It was the team's ninth 400-plus net yard performance, which set a franchise single-season record. Provided time for Andrew Luck to throw for 370 yards as he set a career-high with five touchdown passes.
- Made his first career start at right tackle in a Week 17 victory at Tennessee (12/28) and blocked for Andrew Luck to set a franchise single-season record in passing yards (4,761) as the Colts totaled 378 yards of net offense.
- Started his first career NFL postseason game at left guard in the team's AFC Wild Card Playoff win against Cincinnati (1/4/15). Was part of an

offensive line that helped the team compile 482 net yards, the third-highest total for a postseason game in team history. The unit allowed only 1.0 sack as Andrew Luck threw for 376 yards.

- In the team's AFC Divisional Playoff victory at Denver (1/11/15) started at left guard and was part of an offensive line that did not allow a sack as the Colts posted 364 net yards. Blocked for Andrew Luck to throw for 265 yards and two touchdowns in the win.
- Started at left guard in the team's AFC Championship Game loss at New England (1/18/15) and blocked for a Colts offense that recorded 209 net yards of offense.

COLLEGE:

- Competed in 49 career games with Ohio State and started 39 consecutive games to close his career.
- In his final 39 starts, lined up at left tackle for a combined 26 starts as a junior and senior while adding five starts at left guard and eight more at right guard during his sophomore season.
- A three-year starter on the offensive line and was part of a Buckeye team that set a school record with 24 consecutive victories spanning all of the 2012 and 2013 regular seasons.
- Served as a team captain during his senior season.
- Was a finalist for the Senior CLASS Award and served as a team captain.
 - Was a consensus All-America selection and added second-team accolades from Walter Camp, *The NFL Draft Report*, The Associated Press, *CBSSports.com*, *Sports Illustrated* and the Football Writers Association in addition to being a first-team choice by ESPN.
- Was a candidate for the Outland Trophy as part of Ohio State's prolific, record-setting offense that set school records for the most points scored (637), rushing yards (4,321) and total touchdowns (83).
 - Named a First Team All-Big Ten Conference choice after registering 115 knockdown blocks and a league-best 24 touchdown-resulting blocks.
 - The Buckeyes offensive line assisted a rushing attack that ranked fifth nationally in yards per game (308.6).
 - Ohio State averaged an all-time program-high 6.8 yards per carry and was fourth nationally in red



zone percentage (.952).

- Took over left tackle duties, starting all 12 games for the Buckeyes in 2012.
- Was named an All-Big Ten Conference honorable mention selection by the league's coaches and was a Second Team All-Big Ten choice by *The NFL Draft Report*.
- Honored as Ohio State's co-Offensive Lineman of the Year and was on the watch list for the Outland Trophy.
- Recorded 13 touchdown-resulting blocks and 79 knockdown blocks.
- In 2011, started the first five games of the season at left guard before shifting to right guard for the final eight contests.
- Was named an All-Big Ten Conference honorable mention selection during his first year as a starter, making the move inside from left tackle.

PERSONAL:

- Started all five offensive line positions during his prep career at St. John's Jesuit High School in Toledo, Ohio.
- Rated the second-best center in the nation by *Rivals.com* and was tabbed as the ninth-best player in the state of Ohio.
- Regarded as the 11th-best offensive tackle in high

school by *Scout.com*.

- As a senior, received First Team All-Ohio, All-Toledo City League and All-*Toledo Blade* honors.
- Named to the *SuperPrep* Midwest Top 25 team and the *Detroit Free Press* Best of the Midwest squad.
- Concluded his prep career by playing in the Under Armour All-America game and was also a member of gold-medal winning Team USA at the 2009 Junior World Championships.
- Made visits to the Humane Society of Indianapolis and Riley Hospital.
- Volunteered at the Back Sack Program as part of the 2015 Mayor's Day of Service and assembled food bags at Gleaners.
- Graduated from Ohio State with a degree in consumer and family resource financial services.
- A native of Toledo, Ohio.

CAREER GP/GS (POSTSEASON):

2016 IND: 10/10

2015 IND: 16/16

2014 IND: 14/14 (3/3)

TOTAL: 40/40 (3/3)

GETTING TO KNOW JACK MEWHORT

Hobbies outside of football: Watching movies

What is something interesting about you that most people may not know: I am a decent artist

Favorite food: Lasagna

Favorite vacation spot: Captiva Island, Fla.

If you could have lunch with three people,

living or dead, who would they be: George Washington, Christopher Columbus and Dr. Martin Luther King, Jr.

Favorite movie: *Gladiator*

What's the one thing you couldn't live without: Sleep

38
RB



CHRISTINE MICHAEL

5-10 • 220 • TEXAS A&M

NFL EXP: 5 (1st Year with Colts)

HOW ACQUIRED: FA – 2017

BORN: 11/9/90

GP/GS (POSTSEASON): 37/9 (5/1)

CAREER TRANSACTIONS:

- Placed on Injured Reserve by the Colts on June 15, 2017.
- Signed by the Colts as a free agent on June 1, 2017.
- Released by the Green Bay Packers on May 1, 2017.
- Claimed off waivers (Seattle) by the Packers on November 16, 2016.
- Released by the Seattle Seahawks on November 15, 2016.
- Signed by the Seahawks as a free agent on December 16, 2015.

SINGLE-GAME HIGHS

ATT: 20 vs. SF (9/25/16)

YARDS: 106 vs. SF (9/25/16)

TDS: 2, two times (Last: vs. ATL 10/16/16)

LG: 45, two times (Last at ARZ 1/3/16)

REC: 5 at NYJ (10/2/16)

YARDS: 32 at NYJ (10/2/16)

TDS: 1 at NYJ (10/2/16)

LG: 13 at LAR (9/18/16)



ADMINISTRATION

COACHING STAFF

FOOTBALL OPERATIONS

BUSINESS OPERATIONS

PLAYERS

2016 SEASON IN REVIEW

COLTS HISTORY

RECORDS

COLTS IN THE COMMUNITY

- Released from the Washington Redskins practice squad on December 15, 2015.
- Signed to the Redskins practice squad on November 19, 2015.
- Released by the Dallas Cowboys on November 17, 2015.
- Traded by Seattle to Dallas in exchange for a 2016 conditional draft pick on September 6, 2015.
- Drafted by the Seahawks in the second round (62nd overall) of the 2013 NFL Draft.

2016 (SEAHAWKS/PACKERS):

- Appeared in nine games (seven starts) for Seattle before being released and claimed off waivers by Green Bay on November 16. Saw action in six games and three postseason contests with the Packers.
- In 15 games (seven starts), finished the regular season with a career-high 583 rushing yards, seven rushing touchdowns and one receiving touchdown.
- Scored two touchdowns and rushed for 106 yards, a career best, in a 37-18 victory against San Francisco (9/25).
- Recorded 90 all-purpose yards (58 rushing, 32 receiving) and one touchdown reception in a victory over the New York Jets (10/2).
- Produced 64 rushing yards and two touchdowns in a victory over Atlanta (10/16).
- After joining the Packers in Week 12, assisted a team that won its six remaining regular season games and advanced to the 2016 NFC Championship Game.
- Rushed for 47 yards on 10 carries in a win against the New York Giants (1/8/16) in a Wild Card Playoff game.

2015 (SEAHAWKS/COWBOYS):

- Recorded 243 rushing yards on 54 attempts in five games with the Cowboys and three contests with the Seahawks.
- In his first game back with Seattle, ran the ball for 84 yards on 16 carries in a 30-13 victory over the Browns (12/20).
- Totaled 17 carries for 103 yards, including a career

high 45-yard rush, in a 36-9 win over the Cardinals (1/3/16).

- Earned his first career postseason start in a Divisional Playoff contest against the Vikings (1/10/16), where he rushed for 70 yards and scored one touchdown in a 10-9 victory.

2014 (SEAHAWKS):

- Saw action in 10 games, recording 175 rushing yards on 34 carries.

2013 (SEAHAWKS):

- Participated in four games, carrying the ball 18 times for 79 yards.

COLLEGE:

- Started 18 of the 40 games he saw action in at Texas A&M, carrying the ball 529 times for 2,791 yards (5.3 avg.).
- Produced 34 rushing touchdowns during his collegiate career, which is tied for the fifth-most in Texas A&M history.
- Named the Big 12 Offensive Freshman of the Year by the conference's head coaches and *Dallas Morning News*.
- As a true freshman, recorded the most rushing yards in a debut game for the school since 1987 with a 93-yard performance over New Mexico.

PERSONAL:

- Attended West Brook (Texas) High School.
- Received District 21-5A MVP honors twice, as well as earning all-district selections three times.
- Started and served as team captain in the 2009 U.S. Army All-American Bowl.
- Rated as the 28th-best overall recruit in the nation by *Rivals.com*.
- As a high school senior, rushed for 1,412 yards and 25 touchdowns despite having his season cut short by Hurricane Ike.
- Majored in agricultural leadership and development at Texas A&M.
- A native of Beaumont, Texas.

CAREER REGULAR SEASON STATISTICS

Year	GP	GS	No.	RUSHING				RECEIVING				
				Yards	Avg.	LG	TD	No.	Yards	Avg.	LG	TD
2016 SEA/GB	15	7	148	583	3.9	42t	7	22	107	4.9	13	1
2015 SEA/DAL	8	2	54	243	4.5	45	0	3	16	5.3	11	0
2014 SEA	10	0	34	175	5.1	45	0	1	12	12.0	12	0
2013 SEA	4	0	18	79	4.4	13	0	0	0	0.0	0	0
TOTAL	37	9	254	1,080	4.3	45	7	26	135	5.2	13	1

CAREER REGULAR SEASON RETURN STATISTICS

Year	GP	GS	PR	FC	Yards	Avg.	LG	TD	KR	Yards	Avg.	LG	TD
2016 SEA/GB	15	7	0	0	0	0.0	0	0	3	64	21.3	5	0
TOTAL	15	7	0	0	0	0.0	0	0	3	64	21.3	5	0

CAREER POSTSEASON STATISTICS

Year	GP	GS	RUSHING						RECEIVING					
			No.	Yards	Avg.	LG	TD	No.	Yards	Avg.	LG	TD		
2016 GB	3	0	16	58	3.6	10	0	1	3	3.0	3	0		
2015 SEA	2	1	21	70	3.3	13	0	1	14	14.0	14	0		
TOTAL	5	1	37	128	3.5	13	0	2	17	8.5	14	0		

CAREER POSTSEASON RETURN STATISTICS

Year	GP	GS	PR	FC	Yards	Avg.	LG	TD	KR	Yards	Avg.	LG	TD
2016 SEA/GB	3	0	0	0	0	0.0	0	0	3	49	16.3	31	0
TOTAL	3	0	0	0	0	0.0	0	0	3	49	16.3	31	0

GETTING TO KNOW CHRISTINE MICHAEL

Favorite musician and/or song: Meek Mill

Hobbies outside of football: Any activity involving my children

Favorite food: Seafood

Favorite vacation spot: Miami

If you could have lunch with three people,

living or dead, who would they be: Dr. Martin Luther King, Jr., Barack Obama and Oprah Winfrey

Favorite movie: *Training Day*

What's the one thing you couldn't live without: My children

40

CB



CHRIS MILTON

5-11 • 196 • GEORGIA TECH

NFL EXP: 2 (2nd Year with Colts)

HOW ACQUIRED: FA – 2016

BORN: 9/15/92

GP/GS (POSTSEASON): 6/1 (0/0)

CAREER TRANSACTIONS:

- Signed by the Colts to the active roster from the practice squad on November 19, 2016.
- Signed by the Colts to the practice squad on September 4, 2016.
- Waived by the Colts on September 3, 2016.
- Signed by the Colts as an undrafted free agent on May 2, 2016.

2016 (COLTS):

- Participated in six contests (one start) and notched six tackles (four solo), two passes defended and four special teams stops.
- Competed in his first career NFL game in a Week 12 loss against Pittsburgh (11/24) and saw action on special teams.
- In a Week 15 victory at Minnesota (12/18), finished with three tackles (two solo) and one pass defended. Also added one stop on special teams.
- Started his first career game in a Week 17 victory against Jacksonville (1/1/17) and totaled three tackles (two solo) and one pass defended.

COLLEGE:

- Played in 53 games (33 starts) at Georgia Tech and collected 96 tackles (82 solo), 3.0 tackles for loss,

SINGLE-GAME HIGHS

TACKLES: 3, two times (Last: vs. JAX 1/1/17)

SACKS: 0.0

FF: 0

FR: 0

INT: 0

PD: 1, two times (Last vs. JAX 1/1/17)

- one forced fumble, 14 passes defended and five interceptions (two returned for touchdowns).
- Finished his career with seven blocked kicks. Also recorded four kickoff returns for 44 yards and two punt returns for 39 yards.
- As a redshirt senior in 2015, started all 12 games and tallied 28 tackles (27 solo), one interception, six passes defended and two blocked kicks. Was the FBS active career leader in blocked kicks during the 2015 season.
- In 2014, started all 14 games and totaled 32 tackles (25 solo), 1.0 tackle for loss, four passes defended and two interceptions. Returned one interception for a touchdown, blocked one field goal and one PAT. Recorded a career-high eight tackles and an interception in an Orange Bowl win over Mississippi State.

ADMINISTRATION

COACHING STAFF

FOOTBALL OPERATIONS

BUSINESS OPERATIONS

PLAYERS

2016 SEASON IN REVIEW

COLTS HISTORY

RECORDS

COLTS IN THE COMMUNITY



ADMINISTRATION

COACHING STAFF

FOOTBALL OPERATIONS

BUSINESS OPERATIONS

PLAYERS

2016 SEASON IN REVIEW

COLTS HISTORY

RECORDS

COLTS IN THE COMMUNITY

- As a redshirt sophomore in 2013, appeared in all 13 games (six starts) at safety. Finished with 16 tackles (13 solo), 1.0 tackle for loss, two passes defended, three blocked punts and two interceptions (one returned for a touchdown).
- In 2012, saw action in all 14 games (one start) and totaled 20 tackles (17 solo), two passes defended and one forced fumble. He was named Georgia Tech's special teams player of the game twice.
- Redshirted as a freshman in 2011 and did not play.

PERSONAL:

- Attended Charlton County High School in Folkston, Ga. and was a four-year letterwinner.
- Rated as 19th-best prospect in the state by the *Atlanta Journal-Constitution*.
- Played quarterback and running back as a senior and rushed for 975 yards.

- As a junior, threw for 2,600 yards and rushed for 1,100 yards while completing 57 percent of his pass attempts.
- Named an all-state choice in 2009 and 2010.
- Was chosen to play in the GACA North-South All-Star Game.
- Helped lead Charlton County to regional titles in 2007, 2008 and 2009.
- Related to former NFL player, Tashard Choice, who played six seasons (2008-2013) in the league.
- Ran football drills with local students at the Colts PLAY 60 Hispanic Heritage Month Camp.
- Helped distribute Thanksgiving meals as part of the Colts Hunger Relief effort.
- A business administration major.
- A native of Folkston, Ga.

CAREER REGULAR SEASON STATISTICS

Year	GP	GS	Solo	Asst.	Total	Sacks	PD	FF	FR	INT	Yds	Avg.	LG	TD
2016 IND	6	1	4	2	6	0.0	2	0	0	0	0	0.0	0	0
TOTAL	6	1	4	2	6	0.0	2	0	0	0	0	0.0	0	0

SPECIAL TEAMS TACKLES: 4 (2016 - 4)**GETTING TO KNOW CHRIS MILTON****Favorite team and/or athlete outside of football:** Michael Jordan**Favorite musician and/or song:** Outkast**Hobbies outside of football:** Fishing**Favorite food:** Soul Food**What is something interesting about you that people may not know:** When I'm not playing football, I feel like a full-time fisherman**Favorite vacation spot:** California**If you could have lunch with three people, living or dead, who would they be:** Dr. Martin Luther King, Jr., Barack Obama and Walter Payton**Favorite movie:** *Transformers***What's the one thing you couldn't live without:** My cell phone**52**
OLB**BARKEVIOUS MINGO****6-4 • 239 • LSU****NFL EXP:** 5 (1st Year with Colts)**HOW ACQUIRED:** UFA – 2017 (NE)**BORN:** 10/4/90**GP/GS (POSTSEASON):** 62/16 (3/0)**CAREER TRANSACTIONS:**

- Signed by the Colts as an unrestricted free agent on March 13, 2017.
- Acquired by the New England Patriots in a trade with the Cleveland Browns in exchange for a fifth round draft pick in the 2017 NFL Draft on August 25, 2016.
- Selected by the Browns in the first round (sixth overall) of the 2013 NFL Draft.

SINGLE-GAME HIGHS**TACKLES:** 7 vs. CIN (12/14/14)**SACKS:** 1.0, seven times (Last vs. IND 12/7/14)**FF:** 0**FR:** 1 vs. OAK (10/26/14)**INT:** 1 vs. DEN (10/18/15)**PD:** 1, 11 times (Last: at STL 10/25/15)

2016 (PATRIOTS):

- Saw action in all 16 games and recorded four solo tackles and seven special teams tackles.
- Saw action in all three playoff games contributing primarily on special teams as he made two tackles in the Patriots overtime win against Atlanta in Super Bowl LI.
- Posted two special teams tackles at Cleveland (10/9).
- Recorded two solo tackles against Cincinnati (10/16).

2015 (BROWNS):

- Appeared in all 16 games (two starts) and registered 18 tackles (13 solo), 1.0 tackle for loss, one interception, four passes defended and six special teams tackles.
- Recorded two tackles (one solo), 1.0 tackle for loss, one pass defended and one special teams tackle at the New York Jets (9/13).
- Logged a season-high three tackles (two solo) and one special teams tackle against Oakland (9/27).
- Made his first career interception against Denver (10/18). Also added one tackle and one pass defended.

2014 (BROWNS):

- Started 11-of-15 games played, compiling 39 tackles (24 solo), 2.0 sacks, 3.0 tackles for loss, eight quarterback hits, one fumble recovery, three passes defended and three special teams tackles.
- Posted four tackles (two solo), including 1.0 sack, 1.0 tackle for loss and two quarterback hits against Tampa Bay (11/2).
- Finished with six tackles (three solo), including 1.0 tackle for loss and one special teams stop against Houston (11/16).
- Registered two tackles (one solo), including 1.0 sack, 1.0 tackle for loss, five quarterback hits and one pass defended against Indianapolis (12/7).
- Compiled a season-high seven tackles (five solo) and one special teams stop against Cincinnati (12/14).

2013 (BROWNS):

- Appeared in 15 games (three starts) as a rookie, tallying career highs in tackles (40), solo tackles (27), sacks (5.0), tackles for loss (9.0) and quarterback hits (12). Also contributed with four passes defended and two special teams tackles.
- Made his NFL debut and registered a sack on his first NFL play, dropping quarterback Joe Flacco for a nine-yard loss at Baltimore (9/15). Also contributed two solo tackles and one pass defended.
- Posted four tackles (two solo), including 1.0 sack, 1.0 tackle for loss and one quarterback hit at Minnesota (9/22).
- Started his first career NFL game at outside linebacker in a win against Cincinnati (9/29) and recorded a sack for the third consecutive game becoming the first Browns rookie and first NFL rookie since Tommy Kelly (Oakland in 2004) to register a sack in each of his first three games. Added four combined tackles (three solo) and 2.0 tackles for loss.

WHAT'S IN A NAME

Barkevious is a unique name and it has led to nicknames such as KeKe. In an *LSUnow.com* article written by Rachel Whittaker in October of 2010, we learn the origin of the acclaimed first name.

"Mingo's mother said she derived the name Barkevious by adding the first three letters of her name, Barbara, to the name she liked, Kevious. His brothers' names, Hugh and Hughtavious, were inspired by their father's name, Hugh Jr., and they have two half-siblings named Hughmetrious and Hughlisha."

In 2009, Mingo was the recipient of the Name of the Year from *nameoftheyear.com* earning the title as a No. 4 seed in a 64-name bracket. He defeated No. 1 seed Iris Macadangang claiming 54 percent of 10,400-plus votes that were cast.

- Totaled three tackles (two solo), a season-best four quarterback hits, one pass defended and one special teams tackle against Buffalo (10/3).
- Produced a season-high five tackles (three solo), one quarterback hit and one pass defended against Jacksonville (12/1).

COLLEGE:

- Appeared in 40 games (15 starts) at LSU (2010-12), registering 119 tackles (60 solo), 15.0 sacks, 29.0 tackles for loss, 27 quarterback hits, 11 passes defended, four forced fumbles and three fumble recoveries.
- Started 10-of-13 games played as a junior in 2012, totaling 38 tackles, 4.5 sacks, 8.5 tackles for loss, 12 quarterback hits, two fumble recoveries and one forced fumble en route to a Second Team All-SEC selection by The Associated Press and the league's coaches.
- As a sophomore in 2011, appeared in 14 games (four starts) and led the team and ranked third in the SEC in tackles for loss with 15.0. Was second on the squad and finished seventh in the SEC in sacks with 8.0. Also totaled 46 tackles on the year with 11 quarterback hits as he was named a Second Team All-SEC selection by The Associated Press.
- Named the SEC Defensive Lineman of the Week after tallying a career-high 2.0 sacks against Auburn (10/22).
- Appeared in 13 games (one start) and was named to the Freshman All-SEC team in 2010 after racking up 35 tackles, 5.5 tackles for loss, 2.5 sacks, six passes defended, four quarterback hits, two forced fumbles and one fumble recovery.
- Redshirted in 2009.

PERSONAL:

- Attended West Monroe (La.) High School where he was a 5A First Team All-State selection who recorded 59 tackles and four forced fumbles as a senior.



ADMINISTRATION

COACHING STAFF

FOOTBALL OPERATIONS

BUSINESS OPERATIONS

PLAYERS

2016 SEASON IN REVIEW

COLTS HISTORY

RECORDS

COLTS IN THE COMMUNITY

- Contributed with seven tackles, including 4.0 tackles for loss as he helped West Monroe to the state championship game in 2008.
- Tallied 55 tackles, 6.0 sacks and 12.0 tackles for loss as a junior.

- Named to the *New Orleans Times Picayune* Blue Chip List and the *Baton Rouge Advocate* Super Dozen.
- Majored in sports administration.
- Born in Belle Glade, Fla.

CAREER REGULAR SEASON STATISTICS

Year	GP	GS	Solo	Asst.	Total	Sacks	PD	FF	FR	INT	Yds	Avg.	LG	TD
2016 NE	16	0	4	0	4	0.0	0	0	0	0	0	0.0	0	0
2015 CLE	16	2	13	5	18	0.0	4	0	0	1	7	7.0	7	0
2014 CLE	15	11	24	15	39	2.0	3	0	1	0	0	0.0	0	0
2013 CLE	15	3	27	13	40	5.0	4	0	0	0	0	0.0	0	0
TOTAL	62	16	68	33	101	7.0	11	0	1	1	7	7.0	7	0

CAREER POSTSEASON STATISTICS

Year	GP	GS	Solo	Asst.	Total	Sacks	PD	FF	FR	INT	Yds	Avg.	LG	TD
2016 NE	3	0	0	0	0	0.0	0	0	0	0	0	0.0	0	0
TOTAL	3	0	0	0	0	0.0	0	0	0	0	0	0.0	0	0

SPECIAL TEAMS TACKLES: 18 (2016 - 7, 2015 - 6, 2014 - 3, 2013 - 2)**GETTING TO KNOW BARKEVIOUS MINGO**

Favorite musician and/or song: J. Cole and Drake
Hobbies outside of football: Video games and my collection of remote control vehicles. Drones and cars.
What is something interesting about you that most people may not know: I went skydiving

Favorite food: Lasagna
Favorite vacation spot: Egypt
Favorite movie: *Gladiator*
What's the one thing you couldn't live without: WiFi

28
CB**TEVIN MITCHEL****6-0 • 192 • ARKANSAS****NFL EXP:** 2 (2nd Year with Colts)**HOW ACQUIRED:** W – 2015 (WAS)**BORN:** 8/3/92**GP/GS (POSTSEASON):** 0/0 (0/0)**CAREER TRANSACTIONS:**

- Signed by the Colts to a reserve/future contract on January 2, 2017.
- Signed by the Colts to the practice squad on November 1, 2016.
- Released by the Colts on September 9, 2016.
- Claimed off waivers (Washington) by the Colts on August 6, 2015.
- Was waived/injured by the Washington Redskins on August 5, 2015.
- Selected by the Redskins in the sixth round (182nd overall) of the 2015 NFL Draft.

2016 (COLTS):

- Spent nine weeks on the Colts practice squad.

2015 (COLTS):

- Spent the 2015 season on Injured Reserve.

SINGLE-GAME HIGHS

TACKLES: N/A
SACKS: N/A
FF: N/A
FR: N/A
INT: N/A
PD: N/A

COLLEGE:

- Appeared in 42 games (29 starts) at Arkansas from 2011-14 and finished his career with 157 tackles, 18 passes defended, two forced fumbles, one fumble recovery, 6.0 tackles for loss and four interceptions (one returned for a touchdown).
- As a senior in 2014, saw action in 11 games (five starts), registering 20 tackles, 1.0 tackle for loss, two interceptions and eight passes defended. Tied

for the team lead in picks and ranked second in passes defended.

- Started 10-of-11 games in 2013, notching 47 tackles, 3.0 tackles for loss, one interception and five passes defended.
- Played in eight games (seven starts) as a sophomore in 2012 and recorded 34 tackles, half a tackle for loss, four passes defended, two forced fumbles and an interception.
- Was named to the SEC All-Freshman Team in 2011 after appearing in all 13 games (seven starts) and tallying 56 tackles, 1.5 tackles for loss, one pass defended and one fumble recovery. His tackle total ranked sixth on the team and third among SEC freshmen.

PERSONAL:

- Attended Legacy High School in Mansfield, Texas and was a U.S. Army All-America and *Rivals.com* Rivals250 selection.

CAREER REGULAR SEASON STATISTICS

Year	GP	GS	Solo	Asst.	Total	Sacks	PD	FF	FR	INT	Yds	Avg.	LG	TD
2016 IND														
2015 IND														
TOTAL	0	0	0	0	0	0.0	0	0	0	0	0	0.0	0	0

GETTING TO KNOW TEVIN MITCHEL

Favorite team and/or athlete outside of football:

Steph Curry

Favorite musician and/or song: Kevin Gates

Hobbies outside of football: Fishing

What is something interesting about you that

most people may not know: I was born eight weeks early and weighed only two pounds

Favorite food: Lasagna

- Ranked as the No. 24 recruit in the state of Texas, the No. 160 overall recruit in the nation and the No. 14 cornerback prospect in the nation by *Rivals.com*.
- Fitted students for new shoes and hats as part of the team's Cold Feet Warm Shoes event.
- Spent time with breast cancer patients and survivors at the Colts 2015 Pamper Her Pink event.
- Helped distribute Thanksgiving meals as part of the Colts Hunger Relief effort in 2015 and 2016.
- In 2015 and 2016, volunteered to assist teammate Vontae Davis with his holiday shopping event benefitting underserved youth.
- Majored in communications at Arkansas.
- A native of Mansfield, Texas.

ADMINISTRATION

COACHING STAFF

FOOTBALL OPERATIONS

BUSINESS OPERATIONS

PLAYERS

2016 SEASON IN REVIEW

COLTS HISTORY

RECORDS

COLTS IN THE COMMUNITY



ADMINISTRATION

COACHING
STAFFFOOTBALL
OPERATIONSBUSINESS
OPERATIONS

PLAYERS

2016 SEASON
IN REVIEW

COLTS HISTORY

RECORDS

COLTS IN THE
COMMUNITY10
WR

DONTÉ MONCRIEF

6-2 • 216 • MISSISSIPPI

NFL EXP: 4 (4th Year with Colts)

HOW ACQUIRED: D3 – 2014 (90th overall)

BORN: 8/6/93

GP/GS (POSTSEASON): 41/19 (3/1)

CAREER TRANSACTIONS:

- Selected by the Colts in the third round (90th overall) of the 2014 NFL Draft.

2016 (COLTS):

- Competed in nine games (seven starts) and totaled 30 receptions for 307 yards and seven touchdowns. Recorded a streak of five consecutive games with a touchdown reception.
- In a Week 1 loss against Detroit (9/11), started at wide receiver and totaled six catches for 64 yards and one score. Posted the team's first touchdown of the season on a two-yard pass from Andrew Luck just before halftime. The score marked the second consecutive year he scored a touchdown in the regular season opener.
- Started at wide receiver in a Week 8 loss against Kansas City (10/30) and finished with four receptions for 41 yards and one touchdown.
- In a Week 9 win at Green Bay (11/6), started at wide receiver and caught three passes for 55 yards and one touchdown. Gave the Colts a 24-10 lead with his eight-yard touchdown reception with 15 seconds remaining in the first half. The touchdown was his third of the season and the 12th of his career.
- Caught four passes for 37 yards and one touchdown in a Week 11 victory against Tennessee (11/20). Gave the Colts a 14-0 lead with his two-yard touchdown reception from Andrew Luck in the first quarter. It was his fourth touchdown of the season and the 13th of his career.
- Started at wide receiver in a Week 12 loss against Pittsburgh (11/24) and led the team in receiving with six catches for 45 yards and one touchdown. The score marked his fourth consecutive game with a touchdown reception, which was accomplished by a Colts receiver for the first time since 2010.
- In a Week 13 victory at the New York Jets (12/5), caught four passes for 26 yards and one touchdown. With his three-yard score in the third quarter, he improved his streak of catching one touchdown in his last five games, which tied for the second longest streak in team history. It's the first time the streak had been reached dating back to 2009 when Reggie Wayne caught five straight from games 3-7. Raymond Berry holds the team record with

SINGLE-GAME HIGHS

REC: 8 vs. TB (11/29/15)

YARDS: 134 vs. WAS (11/30/14)

TDS: 2 vs. WAS (11/30/14)

LG: 79t vs. WAS (11/30/14)

RUSH: 1, five times (Last: vs. KC 10/30/16)

YARDS: 7 at JAX (9/21/14)

TDS: 0

LG: 7 at JAX (9/21/14)

touchdown receptions in seven consecutive games dating back to 1959-1960.

- In a Week 16 loss at Oakland (12/24), started at wide receiver and caught two passes for 30 yards and one touchdown.

2015 (COLTS):

- Started 10-of-16 games at wide receiver and totaled 64 receptions for 733 yards and six touchdowns. Also returned one kickoff for five yards.
- In a Week 1 loss at Buffalo (9/13), started at wide receiver and totaled six receptions for 46 yards and one touchdown.
- Tallied seven catches for 122 yards and one touchdown in a Week 2 loss against the New York Jets (9/21). Earned the team's first points of the game following a 26-yard touchdown reception to cut New York's lead to 10-7. On the play, he topped 100 receiving yards for the third time in his career. The touchdown marked the first time he scored at least one touchdown in back-to-back games.
- Started at wide receiver in a Week 3 victory at Tennessee (9/27) and caught four passes for 32 yards and one touchdown. Following a Colts interception in the fourth quarter caught an 11-yard touchdown to give Indianapolis a 28-27 lead. It was his third consecutive game with a touchdown reception.
- In a Week 4 win against Jacksonville (10/4), started at wide receiver and caught six passes for 75 yards.
- In a Week 6 loss against New England (10/18), finished with six catches for 69 yards and one touchdown. Contributed with his fourth touchdown of the season on the team's opening offensive possession of the game on a five-yard catch at

the 7:16 mark in the first quarter. The touchdown surpassed his season-high of three set as a rookie in 2014.

- Started at wide receiver in a Week 7 loss against New Orleans (10/25) and caught four passes for 34 yards and one touchdown. His touchdown came at the 3:05 mark in the fourth quarter and cut New Orleans' lead to 27-21. It was his fifth touchdown of the season and his second in as many games. His five touchdowns tied for the 13th most by a Colts wide receiver through the first seven games of a season in franchise history.
- In a Week 12 victory against Tampa Bay (11/29), recorded eight catches for 114 yards (14.3 avg.). His eight receptions set a new single-game career best while his 114 yards marked his fourth career 100-yard contest. Moncrief also topped 1,000 yards for his career.
- Started at wide receiver in a Week 15 loss against Houston (12/20) and led the team with five catches for 51 yards and one touchdown. Tallied his sixth touchdown of the season on an 11-yard pass from Matt Hasselbeck in the second quarter. The score was his first dating back to Oct. 25 against New Orleans and gave the Colts a 7-0 lead.

2014 (COLTS):

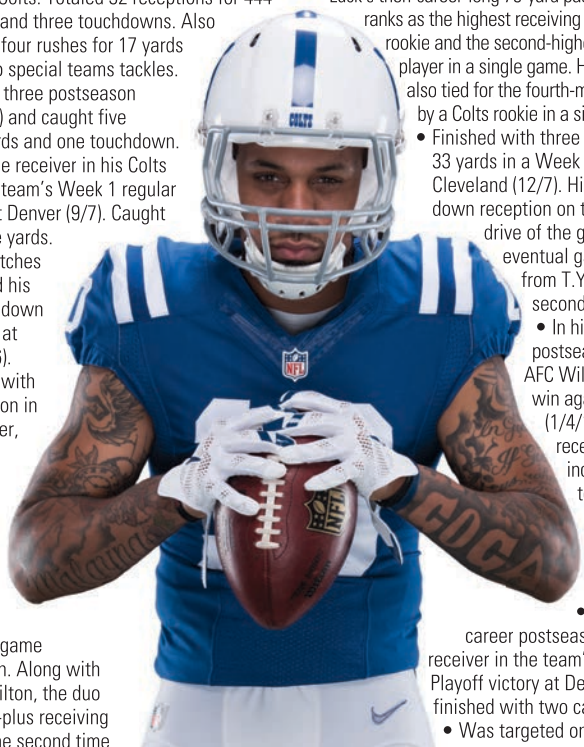
- Competed in all 16 games (two starts) in his first season with the Colts. Totaled 32 receptions for 444 yards (13.9 avg.) and three touchdowns. Also contributed with four rushes for 17 yards while adding two special teams tackles. Saw action in all three postseason games (one start) and caught five passes for 86 yards and one touchdown.
- Competed at wide receiver in his Colts debut during the team's Week 1 regular season opener at Denver (9/7). Caught one pass for nine yards.
- Totaled seven catches for 113 yards and his first career touchdown in a Week 8 loss at Pittsburgh (10/26). Also contributed with a 52-yard reception in the second quarter, which was his second-longest catch of the season. Became the third Colts receiver to top 100-plus receiving yards in a single game during the season. Along with teammate T.Y. Hilton, the duo each posted 100-plus receiving yards, marking the second time

QUICK HITS

Moncrief registered three receptions for 134 yards and two touchdowns, including scores of 48 and 79 yards in the team's victory against Washington on Nov. 30, 2014. It was his first career multiple-touchdown game and the second 100-yard receiving performance of his career. Moncrief's 44.7 receiving average ranks as the highest by a Colts rookie and the second-highest by any Colts player in a single game. His yardage total also tied for the fourth-most receiving yards by a Colts rookie in a single game.

the team had two 100-yard receivers in the same game during the season (Reggie Wayne (119) and T.Y. Hilton (105) vs. Tennessee). It was the 42nd occasion in franchise history where the Colts had two 100-yard receivers in the same game.

- Made his first career start at wide receiver in a Week 13 win against Washington (11/30). Caught three passes for a career-high 134 yards and two touchdowns for his first career multiple-touchdown game. Notched his second 100-yard receiving performance of the season and became the seventh rookie in Colts history to record multiple 100-yard receiving games in a single season. Caught his first touchdown on a 48-yard grab in the third quarter to give the Colts a 28-17 lead. On his second touchdown in the fourth quarter, was on the receiving end of Andrew Luck's then-career-long 79-yard pass. The performance ranks as the highest receiving average by a Colts rookie and the second-highest by any Colts player in a single game. His yardage total also tied for the fourth-most receiving yards by a Colts rookie in a single game.
- Finished with three receptions for 33 yards in a Week 14 victory at Cleveland (12/7). His 27-yard third down reception on the team's final drive of the game led to the eventual game-winning score from T.Y. Hilton with 32 seconds remaining.
- In his first career postseason contest, an AFC Wild Card Playoff win against Cincinnati (1/4/15), totaled three receptions for 54 yards, including a 36-yard touchdown. The touchdown, which came in the third quarter, gave the Colts a 20-10 lead.
- Started his first career postseason game at wide receiver in the team's AFC Divisional Playoff victory at Denver (1/11/15) and finished with two catches for 32 yards.
- Was targeted once, but did not





finish with a catch in an AFC Championship Game loss at New England (1/18/15).

COLLEGE:

- Started in 37-of-38 games and finished his Ole Miss career ranked third in school history in receptions (156), receiving yards (2,371) and receiving touchdowns (20). Also ranked second in 100-yard games (nine).
- Started all 13 contests and totaled 59 receptions for 938 yards (15.9 avg.) and six touchdowns in 2013.
- Earned All-America honorable mention and All-SEC second-team accolades from *The NFL Draft Report*.
- Received National Wide Receiver of the Week honorable mention honors from College Football Performance Awards after catching six passes for 122 yards and two touchdowns against Auburn.
- Ranked second on the team with 59 catches and led Ole Miss with 938 receiving yards, the fourth-best total on the school annual record chart.
- Posted at least five catches in eight different contests and set the school record for 100-yard receiving performances with five.
- Established a season-high 149 receiving yards on seven catches and hauled in a 52-yard touchdown against Arkansas.
- Finished with 113 yards and one touchdown against Georgia Tech in the Music City Bowl.
- In 2012, started 12 games and led the team with a career-high 66 receptions, which ranked sixth in the conference, along with placing fourth in the school season-record book.
- Finished with 979 receiving yards, the second-best total in a single-season by a Rebel and compiled a 75.3 receiving yards per game average, which was fifth-best in the SEC.
- Tied the school single-season record with 10 touchdown receptions.
- Received All-SEC second-team honors and was

named to the Biletnikoff Award Watch List. Also earned *College Football News* Sophomore All-America second-team accolades.

- In 2011, started 12 games as a true freshman and led the Rebels with 31 catches for 454 yards and four touchdowns.
- Was named a Freshman All-America second-team choice by *The NFL Draft Report* and honorable mention by *College Football News*.

PERSONAL:

- Attended Raleigh (Miss.) High School and was named a *SuperPrep* and *PrepStar* All-America selection as a senior after totaling 21 catches for 441 yards and nine touchdowns.
- Threw for 365 yards and two touchdowns while gaining 144 yards on 12 carries.
- On defense, recorded 48 tackles, 4.0 tackles for loss and four interceptions.
- Was rated the second-best player in Mississippi by *SuperPrep* and was a member of the *Clarion-Ledger's* Dandy Dozen squad.
- Was the 17th-best receiver in the nation and the third-best receiver in the state according to *Rivals.com*.
- Played in the Alabama-Mississippi All-Star Classic and the Bernard Blackwell Mississippi All-Star Classic as a senior.
- Was named MVP of the school's basketball team and was a two-time Class 3A state champion in the long jump.
- Hosted his Game Changer Foundation You Gotta Believe Football Camp in 2016 in Jackson, Miss.
- In 2016, hosted his Game Changer Foundation's Colts & Cuts event, which provides children from financially disadvantaged families with resources and support.
- A native of Raleigh, Miss.

CAREER REGULAR SEASON STATISTICS

Year	GP	GS	RECEIVING				RUSHING					
			No.	Yards	Avg.	LG	TD	No.	Yards	Avg.	LG	TD
2016 IND	9	7	30	307	10.2	39	7	1	-1	-1.0	-1	0
2015 IND	16	10	64	733	11.5	33	6	0	0	0.0	0	0
2014 IND	16	2	32	444	13.9	79t	3	4	17	4.3	7	0
TOTAL	41	19	126	1,484	11.8	79t	16	5	16	3.2	7	0

CAREER POSTSEASON STATISTICS

Year	GP	GS	RECEIVING				RUSHING					
			No.	Yards	Avg.	LG	TD	No.	Yards	Avg.	LG	TD
2014 IND	3	1	5	86	17.2	36t	1	0	0	0.0	0	0
TOTAL	3	1	5	86	17.2	36t	1	0	0	0.0	0	0

SPECIAL TEAMS TACKLES: 2 (2014 - 2)

ADDITIONAL STATISTICS: Returned a kickoff five yards at Buffalo (9/13/15).

ADMINISTRATION

COACHING STAFF

FOOTBALL OPERATIONS

BUSINESS OPERATIONS

PLAYERS

2016 SEASON IN REVIEW

COLTS HISTORY

RECORDS

COLTS IN THE COMMUNITY

GETTING TO KNOW DONTE MONCRIEF

Favorite team and/or athlete outside of football:

Cleveland Cavaliers/LeBron James

Favorite musician and/or song:

Meek Mill – “Dreams and Nightmares”

Hobbies outside of football:

Fishing, hunting and four-wheeling

What is something interesting about you that

most people may not know: I like listening to slow music

Favorite food:

Tilapia

Favorite vacation spot:

California

Favorite movie:

Life

What's the one thing you couldn't live without:

Mother

35

CB

DARRYL MORRIS

5-10 • 186 • TEXAS STATE

NFL EXP: 5 (2nd Year with Colts)

HOW ACQUIRED: FA – 2016

BORN: 9/4/90

GP/GS (POSTSEASON): 48/3 (4/0)

CAREER TRANSACTIONS:

- Signed by the Colts as a free agent on November 23, 2016.
- Waived by the Colts on October 19, 2016.
- Signed by the Colts as a free agent on September 5, 2016.
- Released by the New York Jets on September 3, 2016.
- Signed by the Jets as an unrestricted free agent on March 25, 2016.
- Claimed off waivers (San Francisco) by the Houston Texans on August 31, 2014.
- Released by the San Francisco 49ers on August 30, 2014.
- Signed to the 49ers active roster from the practice squad on September 24, 2013.
- Signed to the San Francisco practice squad on September 2, 2013.
- Released by the 49ers on August 31, 2013.
- Signed by San Francisco as an undrafted free agent on May 7, 2013.

2016 (COLTS):

- Competed in 12 games (two starts) and finished with 34 tackles (27 solo), one interception, six passes defended, two quarterback hits and one special teams stop.
- Posted five solo tackles, one quarterback hurry and one special teams stop during his Colts debut in a Week 1 loss against Detroit (9/11).
- In a Week 2 loss at Denver (9/18), finished with five solo tackles.
- Finished with four tackles (three solo) and one pass defended in a Week 3 win against San Diego (9/25).
- In a Week 13 victory at the New York Jets (12/5), compiled his first interception of the season in the fourth quarter, giving the ball back to the Colts offense and allowing the team to take a knee for the victory.

SINGLE-GAME HIGHS

TACKLES: 10 vs. CIN (11/23/14)

SACKS: 0.0

FF: 0

FR: 0

INT: 1, two times (Last: at NYJ 12/5/16)

PD: 3 vs. CIN (11/23/14)

- In a Week 15 victory at Minnesota (12/18), recorded six tackles (four solo) and one pass defended.
- Finished with four solo tackles and two passes defended in a Week 16 loss at Oakland (12/24).
- Started at left cornerback in a Week 17 victory against Jacksonville (1/1/17) and tied for the team lead with eight tackles (five solo) while adding one quarterback hit.

2015 (TEXANS):

- Saw action in 12 games, recording eight tackles (six solo).
- Posted a season-high three tackles (two solo) at Atlanta (10/4).

2014 (TEXANS):

- Appeared in 11 games (one start), totaling a career-high 30 tackles (25 solo), 1.0 tackle for loss, one interception and six passes defended.
- Logged four tackles (three solo), 1.0 tackle for loss, one interception and two passes defended against Buffalo (9/28).
- Compiled a single game career-high 10 tackles (seven solo) and three passes defended vs. Cincinnati (11/23).

2013 (49ERS):

- Played in the final 13 games after spending the first three weeks on the practice squad. Recorded one assisted tackle.

ADMINISTRATION

COACHING STAFF

FOOTBALL OPERATIONS

BUSINESS OPERATIONS

PLAYERS

2016 SEASON IN REVIEW

COLTS HISTORY

RECORDS

COLTS IN THE COMMUNITY



ADMINISTRATION

COACHING
STAFFFOOTBALL
OPERATIONSBUSINESS
OPERATIONS

PLAYERS

2016 SEASON
IN REVIEW

COLTS HISTORY

RECORDS

COLTS IN THE
COMMUNITY**COLLEGE:**

- Started 43-of-46 games played at Texas State, registering 223 tackles (162 solo), 16.5 tackles for loss, five interceptions and 26 passes defended.
- Started all 12 games as a senior in 2012, tying for 23rd nationally and fourth among Western Athletic Conference leaders with four interceptions.
- Ranked ninth in the WAC with nine passes defended and fourth on the team with 61 tackles (46 solo) and 2.0 tackles for loss.
- Started all 12 games as a junior in 2011, registering 62 tackles (45 solo), 6.0 tackles for loss, 3.0 sacks, one interception returned for a touchdown, six passes defended, one safety and one quarterback hurry.
- Started all 11 games played as a sophomore in 2010, earning All-Southland Conference second-team honors.
- Ranked third among team leaders with 60 total tackles (45 solo), 6.5 tackles for loss, nine passes defended and one forced fumble.

- Appeared in 11 games (eight starts) as a redshirt freshman in 2009, posting 40 tackles (26 solo).
- Redshirted in 2008.

PERSONAL:

- Attended Warren (Texas) High School where he earned first-team all-district honors.
- Lettered two years in football and three years in track and field where he held the AAU national record for the 4x200 meter.
- Visted sheltered dogs and cats at the Humane Society in 2016.
- Visited Riley Hospital during the holidays in 2016 and sang carols and distributed gifts to patients.
- Majored in business management.
- A native of San Antonio, Texas.

CAREER REGULAR SEASON STATISTICS

Year	GP	GS	Solo	Asst.	Total	Sacks	PD	FF	FR	INT	Yds	Avg.	LG	TD
2016 IND	12	2	27	7	34	0.0	6	0	0	1	0	0.0	0	0
2015 HOU	12	0	6	2	8	0.0	0	0	0	0	0	0.0	0	0
2014 HOU	11	1	25	5	30	0.0	6	0	0	1	0	0.0	0	0
2013 SF	13	0	0	1	1	0.0	0	0	0	0	0	0.0	0	0
TOTAL	48	3	58	15	73	0.0	12	0	0	2	0	0.0	0	0

SPECIAL TEAMS TACKLES: 1 (2016 - 1)**GETTING TO KNOW DARRYL MORRIS****Favorite team and/or athlete outside of football:**

San Antonio Spurs

Favorite musician and/or song: Chance**Hobbies outside of football:** I like to watch movies**Favorite food:** Chicken Parmesan**Favorite vacation spot:** Jamaica**If you could have lunch with three people, living or dead, who would they be:** Barack Obama, Michael Jordan and Dave Chappelle**Favorite movie:** *Paid in Full***What's the one thing you couldn't live without:** My family

7 QB



STEPHEN MORRIS

6-2 • 219 • MIAMI (FL)

NFL EXP: 1 (1st Year with Colts)

HOW ACQUIRED: FA – 2015

BORN: 8/27/92

GP/GS (POSTSEASON): 0/0 (0/0)

CAREER TRANSACTIONS:

- Signed by the Colts to a reserve/future contract on January 2, 2017.
- Signed to the Colts practice squad on December 2, 2016.
- Released by the Colts on December 1, 2016.
- Signed by the Colts to the active roster from the practice squad on November 23, 2016.
- Signed by the Colts to the practice squad on September 9, 2016.
- Waived by the Colts on September 7, 2016.
- Signed to the Colts active roster from the Philadelphia Eagles practice squad on December 24, 2015.
- Signed to the Eagles practice squad on September 23, 2015.
- Released by Philadelphia on September 21, 2015.
- Claimed off waivers (Jacksonville) by the Eagles on September 6, 2015.
- Released by the Jacksonville Jaguars on September 4, 2015.
- Signed by the Jaguars to the active roster from the practice squad on December 17, 2014.
- Signed to the Jacksonville practice squad on September 1, 2014.
- Released by the Jaguars on August 29, 2014.
- Signed as an undrafted free agent by Jacksonville on May 12, 2014.

2016 (COLTS):

- Spent 15 weeks on the Colts practice squad.
- Was active, but did not play in a Week 12 loss against Pittsburgh (11/24).

2015 (EAGLES/COLTS):

- Spent Weeks 3-15 on Philadelphia's practice squad after serving on the team's active roster for the first two games of the season.
- Was inactive at Atlanta (9/14).
- Listed as inactive against Dallas (9/20).
- Was active, but did not play in the Colts Week 16 win at Miami (12/27).
- Listed as inactive for Indianapolis' regular season finale win against Tennessee (1/3/16).

SINGLE-GAME HIGHS

ATT: N/A
 COMP: N/A
 YARDS: N/A
 TDS: N/A
 LG: N/A
 RATING: N/A
 RUSH: N/A
 YARDS: N/A
 TDS: N/A
 LG: N/A

2014 (JAGUARS):

- Spent the first 15 weeks of the season on the team's practice squad prior to being signed to the 53-man roster for the final two games of the season on December 17.
- Dressed but did not play against Tennessee (12/18).
- Was inactive at Houston (12/28).

COLLEGE:

- Was a three-year letterman at the University of Miami, playing in 36 games (30 starts), completing 551-of-955 passes (57.7 pct.) for 7,896 yards, 49 touchdowns and 30 interceptions.
- Finished his collegiate career ranked third all-time in passing, third in passing touchdowns, third in passing attempts, fourth in completions and ninth in completion percentage for the Hurricanes.
- Started all 13 games under center as a senior and was a Third Team All-ACC selection by the league's coaches after completing 198-of-344 passes (57.6 pct.) for 3,028 yards and throwing 21 touchdowns and 12 interceptions. Became the second quarterback in school history to have multiple 3,000-yard passing seasons. Was the only quarterback in FBS to complete a 50-plus yard pass in nine different games.
- Started all 12 games as a junior, completing 245-of-421 passes (58.2 pct.) for 3,345 yards, 21 touchdowns and seven interceptions. His 3,345 yards passing was the fifth-most in a single season in school history. Set the Miami single-season total offense mark with 3,415 yards, eclipsing the previous mark set by Bernie Kosar (3,412) in 1984.

ADMINISTRATION

COACHING
STAFF

FOOTBALL
OPERATIONS

BUSINESS
OPERATIONS

PLAYERS

2016 SEASON
IN REVIEW

COLTS HISTORY

RECORDS

COLTS IN THE
COMMUNITY



ADMINISTRATION

COACHING STAFF

FOOTBALL OPERATIONS

BUSINESS OPERATIONS

PLAYERS

2016 SEASON IN REVIEW

COLTS HISTORY

RECORDS

COLTS IN THE COMMUNITY

- Saw action in five games (one start) as a sophomore in 2011 and completed 26-of-37 passes (70.6 pct.) for 283 yards a year removed from offseason back surgery.
- Played in six games (four starts) as a true freshman completing 82-of-153 passes for 1,240 yards, seven touchdowns and nine interceptions. Had team-high 125.0 quarterback efficiency rating.
- Was named ACC Rookie of the Week after orchestrating a comeback win over Maryland in which he threw for 286 yards, including the game-winning touchdown pass with 37 seconds left.

PERSONAL:

- Attended Monsignor Edward Pace High School in Miami Gardens, Fla. where he completed 240-of-404 passes (59.4 pct.) for 3,536 yards and 162 rushing yards with four touchdowns.

CAREER REGULAR SEASON STATISTICS

Year	PASSING							RUSHING							
	GP	GS	Att.	Comp.	Yards	Pct.	Yds/Att.	TD	INT	LG	No.	Yards	Avg.	LG	TD
2016 IND	0	0	0	0	0	0.0%	0.0	0	0	0	0	0	0.0	0	0
2015 PHI/IND	0	0	0	0	0	0.0%	0.0	0	0	0	0	0	0.0	0	0
2014 JAX	0	0	0	0	0	0.0%	0.0	0	0	0	0	0	0.0	0	0
TOTAL	0	0	0	0	0	0.0%	0.0	0	0	0	0	0	0.0	0	0

- As a senior, completed 96-of-179 pass attempts (53.7 pct.) for 1,531 yards, 22 touchdowns and six interceptions. Also ran for 125 yards and one touchdown.
- Finished his junior season with 2,005 passing yards, 19 touchdowns and nine interceptions. Named Second Team All-Miami-Dade by the *Miami Herald*.
- Was a college teammate with Colts wide receiver Phillip Dorsett and inside linebacker Sean Spence.
- Spent time at a local high school and veteran's hospital as part of the team's Salute to Service initiative in 2016.
- Visited Riley Hospital during the holidays in 2016 and sang carols and distributed gifts to patients.
- A native of Miami.

GETTING TO KNOW STEPHEN MORRIS**Favorite musician and/or song:** Drake**What is something interesting about you that****most people may not know:** I played drums at my church**Favorite food:** Any pasta**Favorite vacation spot:** Miami, my hometown**If you could have lunch with three people, living or dead, who would they be:** My grandparents and my uncle who passed away**Favorite movie:** I love the 007 movies and all Marvel movies**44****ILB****ANTONIO MORRISON****6-1 • 241 • FLORIDA****NFL EXP:** 2 (2nd Year with Colts)**HOW ACQUIRED:** D4 – 2016 (125th overall)**BORN:** 12/6/94**GP/GS (POSTSEASON):** 16/4 (0/0)**CAREER TRANSACTIONS:**

- Selected by the Colts in the fourth round (125th overall) of the 2016 NFL Draft.

2016 (COLTS):

- Competed in all 16 games (four starts) as a rookie and tallied 45 tackles (28 solo), 3.0 tackles for loss, one quarterback hit and eight special teams stops.
- Finished with five tackles (four solo), one quarterback hit and one special teams stop in a Week 5 victory against Chicago (10/9).

SINGLE-GAME HIGHS**TACKLES:** 11 at OAK (12/24/16)**SACKS:** 0.0**FF:** 0**FR:** 0**INT:** 0**PD:** 0

- Made his first career start at inside linebacker in a Week 14 loss against Houston (12/11). Finished with

nine tackles (three solo).

- Started at MIKE linebacker in a Week 15 victory at Minnesota (12/18) and registered four solo tackles.
- In a Week 16 loss at Oakland (12/24), started at MIKE linebacker and led the team with 11 tackles (six solo) and added 2.0 tackles for loss.
- Tied for the team lead with eight tackles (four solo) and added 1.0 tackle for loss starting at MIKE linebacker in a victory against Jacksonville (1/1/17).

COLLEGE:

- A four-year starter at Florida, totaled 294 tackles (126 solo), 21.0 tackles for loss, 4.5 sacks, three passes defended, three forced fumbles, one fumble recovery and one interception with the Gators.
- He became the first Florida player to post back-to-back 100-tackle seasons since 1992-93 when Ed Robinson accomplished the feat.
- Was a Butkus Award Semifinalist and unanimous First Team All-SEC selection as a senior. Was also a three-time SEC Academic Honor Roll member.
- Despite a knee injury suffered in the Birmingham Bowl to end the team's 2014 season, started all 14 games in 2015 and led the team in tackles for the second straight year with 103 (42 solo).
- Voted a team captain by his teammates, he recorded 2.5 sacks, one pass defended and one forced fumble.
- Earned Second Team All-SEC honors by the league's coaches, The Associated Press and Phil Steele after leading the Gators with 101 tackles (30 solo), 1.0 sack, one forced fumble and one interception in 2014.
- Played in eight games (seven starts) in 2013 and recorded 56 tackles (27 solo) before suffering a

season-ending injury against Vanderbilt, causing him to miss the final three games of the season.

- Played in all 13 games as a true freshman in 2012, earning four starts.
- Named to the 2012 SEC Coaches' All-Freshman Team.
- Finished eighth on the team in tackles after notching 34 stops (27 solo).

PERSONAL:

- Attended Bolingbrook (Ill.) High School and led them to a 13-1 record and IHSA Class 8A State Championship as a senior, the school's first-ever state title, but was forced to miss the title game due to an injury.
- Rated a four-star prospect, the No. 5 recruit in Illinois and the No. 10 inside linebacker nationally by *Rivals.com*.
- Ranked as the top linebacker prospect in the Midwest by Tom Lemming and the No. 204 player overall in the nation by *Rivals.com*.
- Named an All-America selection by *USA Today* (Second Team LB), ESPN (Third Team LB) and *Sports Illustrated* (honorable mention LB).
- Selected to the ESPN High School Illinois All-State team.
- Had 101 tackles, 7.0 sacks, three forced fumbles and an interception as a junior at Bolingbrook.
- Selected to the 2011 Semper Fidelis All-American Bowl.
- Visted Kokomo, Ind. following tornadoes that hit the area in 2016, met with locals and helped load donated food while working with the Red Cross.
- A native of Bellwood, Ill.

CAREER REGULAR SEASON STATISTICS

Year	GP	GS	Solo	Asst.	Total	Sacks	PD	FF	FR	INT	Yds	Avg.	LG	TD
2016 IND	16	4	28	17	45	0.0	0	0	0	0	0	0.0	0	0
TOTAL	16	4	28	17	45	0.0	0	0	0	0	0	0.0	0	0

SPECIAL TEAMS TACKLES: 8 (2016 - 8)

GETTING TO KNOW ANTONIO MORRISON

Favorite team and/or athlete outside of football:

Chicago Bulls

Favorite food: Deep dish pizza

If you could have lunch with three people,

living or dead, who would they be: Dr. Martin Luther King, Jr., Elon Musk and King Tut

What's the one thing you couldn't live without: Air



ADMINISTRATION

COACHING
STAFFFOOTBALL
OPERATIONSBUSINESS
OPERATIONS

PLAYERS

2016 SEASON
IN REVIEW

COLTS HISTORY

RECORDS

COLTS IN THE
COMMUNITY

48

OLB



DEIONTREZ MOUNT

6-5 • 253 • LOUISVILLE
NFL EXP: 2 (1st Year with Colts)

HOW ACQUIRED: FA – 2016

BORN: 2/26/93

GP/GS (POSTSEASON): 5/0 (0/0)

CAREER TRANSACTIONS:

- Signed by the Colts to the active roster from the practice squad on December 15, 2016.
- Signed by the Colts to the practice squad on September 19, 2016.
- Released by the Tennessee Titans on August 28, 2016.
- Selected by the Titans in the sixth round (177th overall) of the 2015 NFL Draft.

2016 (COLTS):

- Spent 12 weeks on the Colts practice squad before joining the active roster on December 15.
- Competed in his first game as a member of the Colts on special teams in a Week 16 loss at Oakland (12/24).

2015 (TITANS):

- Appeared in four games, registering one interception and one pass defended.
- Hauled in his first career interception in his NFL debut at Tampa Bay (9/13).

COLLEGE:

- Appeared in 45 games (13 starts) during his four-year career at Louisville, seeing time at defensive end and outside linebacker.
- Totaled 83 tackles (50 solo), 18.0 tackles for loss, 9.5 sacks, three passes defended and one forced fumble.
- Appeared in 13 games (five starts) as a senior in 2014, setting career highs with 38 tackles (29 solo), 11.5 tackles for loss and 5.0 sacks. Also contributed with one forced fumble.
- Posted five tackles (three solo), 2.0 tackles for loss and 1.0 sack against Miami (9/1).

CAREER REGULAR SEASON STATISTICS

Year	GP	GS	Solo	Asst.	Total	Sacks	PD	FF	FR	INT	Yds	Avg.	LG	TD
2016 IND	1	0	0	0	0	0.0	0	0	0	0	0	0.0	0	0
2015 TEN	4	0	0	0	0	0.0	1	0	0	1	8	8.0	8	0
TOTAL	5	0	0	0	0	0.0	1	0	0	1	8	8.0	8	0

SINGLE-GAME HIGHS

TACKLES: 0
SACKS: 0.0
FF: 0
FR: 0
INT: 1 at TB (9/13/15)
PD: 1 at TB (9/13/15)

- Saw action in 10 games as a junior in 2013, recording nine tackles (four solo), 1.5 tackles for loss, half a sack and two passes defended.
- Appeared in 13 games (three starts) as a sophomore in 2012, finishing with 26 tackles (11 solo), 4.0 tackles for loss, 2.5 sacks, one pass defended and two quarterback hurries.
- Recorded a career-high six tackles (four solo), 2.0 tackles for loss and 1.0 sack against Temple (11/3).
- Competed in nine games (five starts) as a freshman in 2011, registering 10 tackles (six solo), 2.5 tackles for loss and 1.5 sacks.
- Turned in a season-high five solo tackles against Syracuse (10/29).

PERSONAL:

- Attended Fort Walton Beach (Fla.) High School, where he recorded 54 tackles and 5.5 sacks as a senior.
- Was a FHSAA 3A Outdoor State Championship qualifier in the 110-meter hurdles and also participated in the 300 meter hurdles, long jump and 4x100 meter relay.
- Fitted students for new shoes and hats as part of the team's 2016 Cold Feet Warm Shoes event.
- A native of Fort Walton Beach, Fla.

GETTING TO KNOW DEIONTREZ MOUNT

Favorite team and/or athlete outside of football:

LeBron James

Favorite musician and/or song: Eli Young Band – “Crazy Girl”

Hobbies outside of football: Video games and reading

Favorite food: Steak

What is something interesting about you that people may not know: I was ranked sixth in the

country for 110 meter hurdles in high school

Favorite vacation spot: Nashville, Tenn.

If you could have lunch with three people, living or dead, who would they be: Lil Uzi Vert, Barack Obama and J.K. Rowling

Favorite movie: *Harry Potter and the Order of the Phoenix*

What's the one thing you couldn't live without: My family

63

G



BLAKE MUIR

6-6 • 309 • BAYLOR

NFL EXP: 1 (1st Year with Colts)

HOW ACQUIRED: FA – 2017

BORN: 5/10/91

GP/GS (POSTSEASON): 0/0 (0/0)

CAREER TRANSACTIONS:

- Signed by the Colts as a free agent on May 15, 2017.
- Waived by the Atlanta Falcons on May 1, 2017.
- Signed by Atlanta to a reserve/future contract on February 10, 2017.
- Signed to the Falcons practice squad on November 8, 2016.
- Released by the Green Bay Packers from the practice squad on October 18, 2016.
- Signed to the Green Bay practice squad on September 4, 2016.
- Waived by the San Francisco 49ers on August 27, 2016.
- Signed by San Francisco as an undrafted free agent on May 6, 2016.

2016 (PACKERS/FALCONS):

- Spent the first five weeks of the season on the Green Bay practice squad.
- Was a member of the Falcons practice squad for the last eight weeks of the regular season and all three postseason contests, including Super Bowl LI.

COLLEGE:

- Was a two-year starter (2014-15) at Baylor and also started one year at the University of Hawaii (2012). Helped lead Baylor to the most successful three-year span in school history, including two Big 12 championships (2013 and 2014) and 32 wins.
- Started in all 13 games as a senior in 2015 and was named to the All-Big 12 first-team. Was a key cog on an offensive line that paved the way for the nation's No. 2-ranked rushing offense (326.7 ypg.) and led the Big 12 with 1.15 average sacks allowed.
- Started in 12-of-13 games (missed one game due to illness) at left guard as a junior in 2014 and

earned All-Big 12 honorable mention accolades. Was part of a Baylor offensive line that helped the team's running game average 215.5 yards per game (second in the Big 12).

- Transferred to Baylor in 2013 and sat out his sophomore season to fulfill NCAA transfer requirements.
- Started all 12 games at left tackle for Hawaii as a redshirt freshman in 2012.
- Began his collegiate career at the University of Hawaii where he redshirted his true freshman year in 2011.

PERSONAL:

- Attended Kirrawee High School in Sydney, Australia.
- A native Australian who has a background in Australian rules football (club league MVP) and swimming (national title medalist).
- Played football for the Sutherland Seahawks Gridiron Club and was named league's Most Valuable Player in 2009.
- Graduated from Baylor in December of 2015 with a degree in health, kinesiology and leisure studies.

CAREER GP/GS (POSTSEASON):

2016 GB/ATL: 0/0

TOTAL: 0/0

ADMINISTRATION

COACHING
STAFF

FOOTBALL
OPERATIONS

BUSINESS
OPERATIONS

PLAYERS

2016 SEASON
IN REVIEW

COLTS HISTORY

RECORDS

COLTS IN THE
COMMUNITY



ADMINISTRATION

COACHING
STAFFFOOTBALL
OPERATIONSBUSINESS
OPERATIONS

PLAYERS

2016 SEASON
IN REVIEW

COLTS HISTORY

RECORDS

COLTS IN THE
COMMUNITY

GETTING TO KNOW BLAKE MUIR

Favorite team and/or athlete outside of football:

Rugby player Andrew Johns

Favorite musician and/or song: AC/DC**Hobbies outside of football:** Surfing until I got too big for my board. Now it's movies.**What is something interesting about you that most people may not know:** I have two brothers and one of them went to Baylor with me**Favorite food:** Anything my mom cooks**Favorite vacation spot:** Home**If you could have lunch with three people,****living or dead, who would they be:** My mom, my brothers and my future wife**Favorite movie:** *The Lord of the Rings Trilogy***What's the one thing you couldn't live without:** Family54
DT

DAVID PARRY



6-2 • 317 • STANFORD

NFL EXP: 3 (3rd Year with Colts)**HOW ACQUIRED:** D5 – 2015 (151st overall)**BORN:** 3/7/92**GP/GS (POSTSEASON):** 32/32 (0/0)**CAREER TRANSACTIONS:**

- Selected by the Colts in the fifth round (151st overall) of the 2015 NFL Draft.

2016 (COLTS):

- Started all 16 games at nose tackle for the second consecutive season and finished with 49 tackles (35 solo), 3.0 sacks, 4.0 tackles for loss and eight quarterback hits.
- Started at nose tackle in a Week 2 loss at Denver (9/18) and tallied five solo tackles.
- In a Week 9 win at Green Bay (11/6), started at nose tackle and finished with four tackles, 1.0 sack, 1.0 tackle for loss and one quarterback hit. Recorded his first sack of the season and the third for the team in the game when he dropped Aaron Rodgers for a one-yard loss in the third quarter.
- Started at nose tackle in a Week 11 victory against Tennessee (11/20) and finished with three solo tackles, 1.0 sack, 1.0 tackle for loss and one quarterback hit. Also contributed with one special teams stop.
- Started at nose tackle in a Week 13 victory at the New York Jets (12/5) and logged one tackle, 1.0 sack and one quarterback hit. Registered the team's lone sack of the game when he dropped Bryce Petty for a two-yard loss in the third quarter. It was his third sack of the season and the fourth of his career.
- In a Week 17 victory against Jacksonville (1/1/17), started at nose tackle and contributed with five tackles (two solo) and one quarterback hit.

2015 (COLTS):

- Started all 16 games as a rookie at nose tackle and recorded 41 tackles (23 solo), 1.0 sack and 4.0 tackles for loss.

SINGLE-GAME HIGHS**TACKLES:** 6 at JAX (12/13/15)**SACKS:** 1.0, four times (Last: at NYJ 12/5/16)**FF:** 0**FR:** 0**INT:** 0**PD:** 0

- Was one of two rookie defensive linemen in the NFL to start all 16 games.
- Started his first career NFL contest at nose tackle in a Week 1 loss at Buffalo (9/13) and finished with two tackles.
- In a Week 2 loss against the New York Jets (9/21), totaled four tackles (two solo) and 1.0 tackle for loss.
- Posted three solo tackles and his first career sack starting at nose tackle in a Week 3 victory at Tennessee (9/27). The sack came in the second quarter when he brought down Marcus Mariota for an eight-yard loss.
- In a Week 8 overtime loss at Carolina (11/2), posted four tackles (three solo) and one quarterback hurry.
- In a Week 14 loss at Jacksonville (12/13), started at nose tackle and posted six tackles (four solo).
- Tallied four tackles and added 1.0 tackle for loss starting at nose tackle in a Week 15 loss against Houston (12/20).
- Started at nose tackle in a Week 16 win at Miami (12/27) and recorded five tackles (two solo).

COLLEGE:

- Appeared in 40 games (23 starts) at Stanford and posted 91 tackles (43 solo), 17.5 tackles for loss, 6.5 sacks and two passes defended.
- Was a Burlsworth Trophy semifinalist, which is awarded annually to the most outstanding college

- football player who began his career as a walk-on.
- Named an All-Pac-12 honorable mention selection as a senior.
- A three-time member of the Pac-12 All-Academic Team. Received first-team honors in 2014, second-team honors in 2013 and honorable mention honors in 2012.
- Had his best season at Stanford in 2014, finishing with 34 tackles, 7.5 tackles for loss and 4.5 sacks in 12 games played.
- In 2013, played in 14 games, making 23 tackles (11 solo) and 5.0 tackles for loss.
- Played in 14 games (three starts) in 2012 and had 28 tackles (17 solo), 3.0 tackles for loss and two passes defended.
- In 2011, competed in all 13 games and tallied six tackles (three solo) and 1.5 tackles for loss.

PERSONAL:

- Graduated from Linn-Mar High School in Marion, Iowa where he was a three-year varsity letterwinner at offensive and defensive tackle.

CAREER REGULAR SEASON STATISTICS

Year	GP	GS	Solo	Asst.	Total	Sacks	PD	FF	FR	INT	Yds	Avg.	LG	TD
2016 IND	16	16	35	14	49	3.0	0	0	0	0	0	0.0	0	0
2015 IND	16	16	23	18	41	1.0	0	0	0	0	0	0.0	0	0
TOTAL	32	32	58	32	90	4.0	0	0	0	0	0	0.0	0	0

SPECIAL TEAMS TACKLES: 1 (2016 - 1)

GETTING TO KNOW DAVID PARRY

Favorite team and/or athlete outside of football: Mark Hunt (MMA)

Favorite musician and/or song: Drake

Hobbies outside of football: Watching movies and spending time with family and friends

What is something interesting about you that

most people may not know: I'm a movie critic

Favorite food: Italian

- Was a First Team Iowa Newspaper Association 4A All-State offensive lineman as a senior.
- Was named a First Team Iowa Preps Elite All-State choice.
- Was the team MVP as a senior and was selected to play in the Iowa Shrine All-Star Game.
- Has an older brother, George, who played football at Harvard (2000-04).
- Majored in political science at Stanford.
- Assisted Trinity House in 2015 by purchasing Christmas gifts for young men in foster care.
- Was a college teammate with Colts defensive tackle Henry Anderson.
- Born in Carrollton, Texas.

Favorite vacation spot: Miami

If you could have lunch with three people, living or dead, who would they be: Bob Parry, Fa'amaile Amituanai and Tala Taeliifi

Favorite movie: *Scarface*

What's the one thing you couldn't live without: My family

39

RB

TROYMAINE POPE



5-8 • 205 • JACKSONVILLE STATE

NFL EXP: 2 (1st Year with Colts)

HOW ACQUIRED: FA – 2017

BORN: 11/29/93

GP/GS (POSTSEASON): 4/0 (0/0)

CAREER TRANSACTIONS:

- Signed by the Colts as a free agent on June 15, 2017.
- Waived by the Seattle Seahawks on May 31, 2017.
- Signed to the Seahawks active roster from the practice squad on November 15, 2016.
- Signed to the Seattle practice squad on November 3, 2016.
- Released by the New York Jets on November 1, 2016.
- Claimed off waivers (Seattle) by the Jets on September 4, 2016.
- Waived by the Seahawks on September 3, 2016.
- Signed by Seattle as an undrafted free agent on August 6, 2016.

2016 (JETS/SEAHAWKS):

- Saw action in four games, one with the New York Jets and three with the Seattle Seahawks.
- Totaled 12 rushes for 48 yards in the four games he participated in.
- Ran for 28 yards, which included a long of 18, on eight attempts against the Carolina Panthers in a 40-7 victory (12/4).

COLLEGE:

- Saw action in 41 games over four seasons at Jacksonville State, rushing the ball 530 times for 3,381 yards and 34 touchdowns.
- Compiled 1,788 rushing yards (119.2 per game) and 19 touchdowns his senior year.

CAREER REGULAR SEASON STATISTICS

Year	GP	GS	No.	RUSHING			LG	TD	No.	RECEIVING		
				Yards	Avg.	LG				Yards	Avg.	LG
2016 SEA/NJ	4	0	12	48	4.0	18	0	1	5	5.0	5	0
TOTAL	4	0	12	48	4.0	18	0	1	5	5.0	5	0

SINGLE-GAME HIGHS

ATT: 8 vs. CAR (12/4/16)
YARDS: 28 vs. CAR (12/4/16)
TDS: 0
LG: 18 vs. CAR (12/4/16)
REC: 1 vs. CAR (12/4/16)
YARDS: 5 vs. CAR (12/4/16)
TDS: 0
LG: 5 vs. CAR (12/4/16)

- Gained 715 yards and six touchdowns his junior season, while finishing with a 21.4 kickoff return yard average.
- Earned OVC Newcomer of the Week honors twice as a freshman.

PERSONAL:

- Attended Anniston (Ala.) High School where he was named the Class 4A Back of the Year by the Alabama Sports Writers Association as a senior.
- Rushed for 2,539 yards and 31 touchdowns his senior year while reaching the state semifinals.
- Named The Anniston Star Player of the Week five separate times as a senior.
- Received all-state, all-district and all-region first-team honors as a junior.
- Worked in an automobile factory before getting the call from the Seahawks as an undrafted free agent.
- A native of Anniston, Ala.



ADMINISTRATION

COACHING
STAFFFOOTBALL
OPERATIONSBUSINESS
OPERATIONS

PLAYERS

2016 SEASON
IN REVIEW

COLTS HISTORY

RECORDS

COLTS IN THE
COMMUNITY

45

S



TYVIS POWELL

6-3 • 211 • OHIO STATE

NFL EXP: 2 (1st Year with Colts)

HOW ACQUIRED: W – 2017 (CLE)

BORN: 2/16/94

GP/GS (POSTSEASON): 8/0 (0/0)

CAREER TRANSACTIONS:

- Claimed off waivers (Cleveland) by the Colts on June 12, 2017.
- Waived by the Cleveland Browns on June 9, 2017.
- Claimed off waivers (Seattle) by the Browns on February 6, 2017.
- Waived by the Seattle Seahawks on January 4, 2016.
- Signed by the Seahawks as an undrafted free agent on May 6, 2016.

2016 (SEAHAWKS):

- Competed in eight games primarily on special teams and finished the year with three special teams tackles.

COLLEGE:

- Competed in 42 games (33 starts) at Ohio State and finished with 195 tackles (112 solo), eight interceptions and 16 passes defended.
- Led Ohio State with three interceptions in 2015.
- Started all 15 games for the national champion Buckeyes in 2014 and was named the defensive MVP of the championship game against Oregon after finishing with a game-high nine tackles and

SINGLE-GAME HIGHS

TACKLES: 0

SACKS: 0.0

FF: 0

FR: 0

INT: 0

PD: 0

- one pass defended.
- Was primarily on the field for nickel situations during the 2013 season and recorded eight tackles, one interception and two passes defended.
- Was a true redshirt freshman in 2012.

PERSONAL:

- Attended Bedford (Ohio) High School and totaled six interceptions as a junior and senior to go along with 115 tackles.
- Was a four-sport athlete who also played basketball, baseball and competed in track.
- Graduated with a degree in marketing.
- A native of Bedford, Ohio.

CAREER REGULAR SEASON STATISTICS

Year	GP	GS	Solo	Asst.	Total	Sacks	PD	FF	FR	INT	Yds	Avg.	LG	TD
2016 SEA	8	0	0	0	0	0.0	0	0	0	0	0	0.0	0	0
TOTAL	8	0	0	0	0	0.0	0	0	0	0	0	0.0	0	0

SPECIAL TEAMS TACKLES: 3 (2016 - 3)

GETTING TO KNOW TYVIS POWELL

Favorite musician and/or song: Tupac – “Picture Me Rolling”

Hobbies outside of football: Playing video games

Favorite food: Chicken Parmesan

If you could have lunch with three people, living or dead, who would they be: Bob Marley, Jay-Z and Beyonce

Favorite movie: *Paid In Full*

ADMINISTRATION

COACHING STAFF

FOOTBALL OPERATIONS

BUSINESS OPERATIONS

PLAYERS

2016 SEASON IN REVIEW

COLTS HISTORY

RECORDS

COLTS IN THE COMMUNITY



ADMINISTRATION

COACHING
STAFFFOOTBALL
OPERATIONSBUSINESS
OPERATIONS

PLAYERS

2016 SEASON
IN REVIEW

COLTS HISTORY

RECORDS

COLTS IN THE
COMMUNITY61
G

ADAM REDMOND



6-6 • 300 • HARVARD

NFL EXP: 1 (1st Year with Colts)

HOW ACQUIRED: FA – 2016

BORN: 5/19/93

GP/GS (POSTSEASON): 0/0 (0/0)

CAREER TRANSACTIONS:

- Signed by the Colts to a reserve/future contract on January 2, 2017.
- Signed by the Colts to the practice squad on November 21, 2016.
- Released by the Colts on November 17, 2016.
- Signed by the Colts to the practice squad on September 27, 2016.
- Released by the Colts on September 13, 2016.
- Signed by the Colts to the practice squad on September 4, 2016.
- Released by the Colts on September 3, 2016.
- Signed by the Colts as an undrafted free agent on May 2, 2016.

2016 (COLTS):

- Spent 13 weeks on the practice squad.

COLLEGE:

- Played in 31 games at Harvard and was the co-recipient of Harvard's William Paine LaCroix Trophy in 2015. Was also named to the CoSIDA Academic All-District first-team and was selected to the All-Ivy League first-team that season.
- Helped Harvard achieve a 9-1 record in 2015, competing in all 10 games. Blocked for an offense that averaged 474.2 yards per game and 36.4 points per game as the Crimson earned a co-Ivy League Championship.
- Competed in all 10 games in 2014 and assisted Harvard in compiling an undefeated season and an

Ivy League Championship. Earned All-Ivy League honorable mention accolades.

- Was part of an offensive line in 2014 that provided rushing lanes for Harvard to average 230.5 rushing yards per game and 461.4 net yards per contest.
- Participated in nine games in 2013.
- Did not see action in 2012.
- Competed in two games in 2011.

PERSONAL:

- Attended Walsh Jesuit High School in Cuyahoga Falls, Ohio and was a two-year starter at offensive lineman and long snapper.
- Was the team's MVP as a senior and the team's Offensive Lineman of the Year.
- Was a two-time Division Two All-District choice and an Akron Touchdown Club All-Star.
- Was selected to play in the North-South All-Ohio Football game.
- Fitted students for new shoes and hats as part of the team's 2016 Cold Feet Warm Shoes event.
- A sociology major.
- A native of Strongsville, Ohio.

CAREER GP/GS (POSTSEASON):

2016 IND: 0/0

TOTAL: 0/0

GETTING TO KNOW ADAM REDMOND

Favorite team and/or athlete outside of football: Cleveland Indians

Favorite musician and/or song: Sturgill Simpson

Hobbies outside of football: Playing music and fishing

What is something interesting about you that most people may not know: I was a lead singer in a band called Protein Shake. We were a rock cover band in college.

Favorite food: Chipotle burrito

Favorite vacation spot: Sarasota, Florida

If you could have lunch with three people, living or dead, who would they be: Paul McCartney, Sturgill Simpson and Don Rickles

Favorite movie: *Forrest Gump*

What's the one thing you couldn't live without: My dog, Brady

46

ILB



LUKE RHODES

6-2 • 238 • WILLIAM & MARY

NFL EXP: 1 (1st Year with Colts)

HOW ACQUIRED: FA – 2016

BORN: 12/2/92

GP/GS (POSTSEASON): 4/0 (0/0)

CAREER TRANSACTIONS:

- Signed by the Colts to the active roster from the practice squad on December 7, 2016.
- Signed by the Colts as a free agent on October 5, 2016.
- Released by the Tampa Bay Buccaneers on September 3, 2016.
- Signed by the Buccaneers as an undrafted free agent on May 2, 2016.

2016 (COLTS):

- Played in four games and contributed with one special teams tackle.
- Competed in his first career NFL game on special teams in a Week 14 loss against Houston (12/11), but did not record a tackle.
- Participated on special teams in a Week 15 victory at Minnesota (12/18) and totaled one tackle.

COLLEGE:

- Started 45-of-47 games played at William & Mary, finishing with 341 tackles, 20.0 tackles for loss, 5.5 sacks, 19 passes defended, six forced fumbles, two fumble recoveries and one interception.
- Was a three-time First Team All-Colonial Athletic Association selection, while earning Virginia Sports Information Directors All-State honors all three seasons.
- Started all 12 games played as a senior in 2015, totaling 78 tackles, 5.5 for a loss, four passes defended, two forced fumbles and one fumble recovery.
- Selected as the only Football Championship Series player named to the Butkus Award Watch list and was invited to participate in the NFLPA Collegiate Bowl.
- As a junior in 2014, started all 12 games played, compiling 93 tackles, a career-high 4.0 sacks, 7.5 tackles for loss, five passes defended, one forced fumble and one fumble recovery.
- Earned the team's John A. Stewart Winter Warrior Award for his work on the field and in the offseason training program.

SINGLE-GAME HIGHS

TACKLES: 0

SACKS: 0.0

FF: 0

FR: 0

INT: 0

PD: 0

- Started all 12 games played as a sophomore in 2013, registering a career-high 98 tackles, 1.5 sacks, 3.0 tackles for loss, seven passes defended, two forced fumbles and one interception.
- Appeared in 11 games (nine starts) as a redshirt freshman in 2012, posting 72 tackles, 4.0 tackles for loss, three passes defended and one forced fumble.
- Named to the Jerry Rice Award Watch List, awarded to the most outstanding freshman player in the FCS.
- Selected as the William & Mary Quarterback Club Rookie of the Year.

PERSONAL:

- Attended Hollidaysburg (Pa.) Area High School where he was a four-year letterman and graduated holding the school records for both touchdowns and points scored.
- Was selected to the Pennsylvania Sports Writers Class 3A All-State second-team in 2009 and 2010.
- Earned All-Keystone Conference honors as a linebacker in 2010 and was an All-Mountain Athletic Conference selection as a junior and sophomore.
- Was a four-year letterman on the basketball team.
- Spent time at a local high school and veteran's hospital as part of the team's Salute to Service initiative in 2016.
- Fitted students for new shoes and hats as part of the team's 2016 Cold Feet Warm Shoes event.
- Visited Riley Hospital during the holidays in 2016 and sang carols and distributed gifts to patients.
- Majored in kinesiology with a minor in public health.
- A native of Hollidaysburg, Pa.

CAREER REGULAR SEASON STATISTICS

Year	GP	GS	Solo	Asst.	Total	Sacks	PD	FF	FR	INT	Yds	Avg.	LG	TD
2016 IND	4	0	0	0	0	0.0	0	0	0	0	0	0.0	0	0
TOTAL	4	0	0	0	0	0.0	0	0	0	0	0	0.0	0	0

SPECIAL TEAMS TACKLES: 1 (2016 - 1)

ADMINISTRATION

COACHING STAFF

FOOTBALL OPERATIONS

BUSINESS OPERATIONS

PLAYERS

2016 SEASON IN REVIEW

COLTS HISTORY

RECORDS

COLTS IN THE COMMUNITY



ADMINISTRATION
COACHING STAFF
FOOTBALL OPERATIONS
BUSINESS OPERATIONS
PLAYERS
2016 SEASON IN REVIEW
COLTS HISTORY
RECORDS
COLTS IN THE COMMUNITY

GETTING TO KNOW LUKE RHODES

Favorite team and/or athlete outside of football: Pittsburgh Penguins
Favorite musician and/or song: Eminem or Chainsmokers
Hobbies outside of football: Skiing
What is something interesting about you that most people may not know: I was adopted
Favorite food: Pizza

Favorite vacation spot: Bethany Beach, Delaware
If you could have lunch with three people, living or dead, who would they be: Dwayne "The Rock" Johnson, Donald Trump and Pat McAfee
Favorite movie: *The Day After Tomorrow*
What's the one thing you couldn't live without: Family

91
DT

**HASSAN RIDGEWAY****6-3 • 318 • TEXAS****NFL EXP:** 2 (2nd Year with Colts)**HOW ACQUIRED:** D4 – 2016 (116th overall)**BORN:** 11/2/94**GP/GS (POSTSEASON):** 16/5 (0/0)**CAREER TRANSACTIONS:**

- Selected by the Colts in the fourth round (116th overall) of the 2016 NFL Draft.

2016 (COLTS):

- Competed in all 16 games (five starts) during his rookie season and posted 23 tackles (nine solo), 1.5 sacks, 2.0 tackles for loss, five quarterback hits and one pass defended. Also added one blocked extra point.
- In a Week 1 loss against Detroit (9/11), finished with one tackle in his NFL debut.
- In a Week 4 loss at Jacksonville (10/2), registered two tackles, half a sack, one quarterback hit and one pass defended.
- Made his first career start at defensive end in a Week 11 victory against Tennessee (11/20). Finished with one tackle on a fake punt attempt and tallied one quarterback hit.
- Started at defensive tackle in a Week 14 loss against Houston (12/11) and totaled five tackles, 1.0 sack, 1.0 tackle for loss and one quarterback hit. Logged the first full sack of his career when he brought down Brock Osweiler for a five-yard loss in the first quarter. The sack led to a Texans punt.
- Finished with one tackle and one blocked extra point starting at defensive tackle in a Week 16 loss at Oakland (12/24).

COLLEGE:

- A two-year starter who appeared in 36 games (18 starts) and totaled 92 tackles (58 solo), 9.5 sacks, two fumble recoveries (one returned for a touchdown) and one pass defended.
- Earned All-Big 12 honorable mention honors and was named a First Team All-Big 12 choice by *ESPN*.

SINGLE-GAME HIGHS**TACKLES: 5 vs. HOU** (12/11/16)**SACKS: 1.0 vs. HOU** (12/11/16)**FF: 0****FR: 0****INT: 0****PD: 1 at JAX** (10/2/16)*com* as a senior.

- Appeared in 11 games (eight starts) in 2015 and totaled 36 tackles (24 solo), 6.5 tackles for loss, 3.5 sacks and a team-leading two fumble recoveries.
- In 2014, played in 13 games (10 starts) and totaled 43 tackles (27 solo) and finished second on the team in sacks (6.0) and fourth in tackles for loss (11.0).
- Saw action in 12 games as a reserve in 2013, notching 13 tackles (seven solo) and one pass defended.
- Redshirted in 2012 during his freshman season.

PERSONAL:

- Attended Mansfield (Texas) High School where he lettered in football and basketball and earned All-America and all-state honors.
- Was a two-time all-area and all-district honoree on the defensive line in football despite not playing until his sophomore year of high school.
- Participated in the 2012 U.S. Army All-American Bowl, tallying one tackle, 1.0 tackle for loss, 1.0 sack and one forced fumble.
- Was rated the 20th-best defensive end in his class by *ESPN* and named to the *Austin American-Statesman's* Fab 55 (state's top prospects).
- Named to the *Fort Worth Star-Telegram's* Super Team as a senior.
- Garnered Associated Press All-State honorable

mention honors and was an all-district 5-5A second-team selection.

- Named Defensive Line MVP at the Fort Worth Nike Football Training Camp prior to his senior season.
- Tallied 57 tackles, 7.5 sacks, one forced fumble and one fumble recovery in his senior season and helped lead Mansfield High School to an 11-2 record and advance to the third round of the state playoffs.
- Named to the all-area second-team by the *Dallas Morning News* and all-district 5-5A first-team as

a junior.

- Visted Kokomo, Ind. following tornadoes that hit the area in 2016, met with locals and helped load donated food while working with the Red Cross.
- Participated in the Colts Defensive Line Christmas event and supported local foster youth with Indiana Department of Child Services.
- Majored in applied learning and development with a minor in social work.
- A native of Mansfield, Texas.

CAREER REGULAR SEASON STATISTICS

Year	GP	GS	Solo	Asst.	Total	Sacks	PD	FF	FR	INT	Yds	Avg.	LG	TD
2016 IND	16	5	9	14	23	1.5	1	0	0	0	0	0.0	0	0
TOTAL	16	5	9	14	23	1.5	1	0	0	0	0	0.0	0	0

ADDITIONAL STATISTICS: Blocked an extra point attempt at Oakland (12/24/16).

GETTING TO KNOW HASSAN RIDGEWAY

Favorite team and/or athlete outside of football:

Los Angeles Clippers

Favorite musician and/or song: J. Cole

Hobbies outside of football: Watching basketball

What is something interesting about you that most people may not know: I like to read

Favorite food: Wings

Favorite vacation spot: Los Angeles

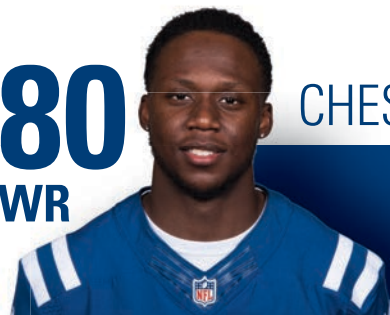
If you could have lunch with three people, living or dead, who would they be: My grandpa, my dad and my mom

Favorite movie: *Dark Knight*

What's the one thing you couldn't live without: Family

80
WR

CHESTER ROGERS



6-1 • 184 • GRAMBLING STATE

NFL EXP: 2 (2nd Year with Colts)

HOW ACQUIRED: FA – 2016

BORN: 1/12/94

GP/GS (POSTSEASON): 14/2 (0/0)

CAREER TRANSACTIONS:

- Signed by the Colts as an undrafted free agent on May 2, 2016.

2016 (COLTS):

- Competed in 14 games (two starts) during his rookie season and finished with 19 catches for 273 yards (14.4 avg.) while adding 13 punt returns for 119 yards (9.2 avg.).
- In a Week 4 loss at Jacksonville, made the first two catches of his career totaling 39 yards.
- Started his first career game at wide receiver in a Week 6 loss at Houston (10/16) and posted four receptions for 63 yards with a long catch of 36 yards.
- In a Week 7 win at Tennessee (10/23), started at wide receiver and finished with two catches for 30 yards and a long reception of 21 yards.
- Contributed with two punt returns for 36 yards with

SINGLE-GAME HIGHS

REC: 4, two times (Last: vs. JAX 1/1/17)

YARDS: 72 vs. JAX (1/1/17)

TDS: 0

LG: 36 at HOU (10/16/16)

RUSH: 0

YARDS: 0

TDS: 0

LG: 0

a long return of 30 yards in a Week 13 victory at the New York Jets (12/5).

- In a Week 15 victory at Minnesota (12/18), finished with three catches for 24 yards and added a 30-yard punt return.
- Tied his season-high in receptions (four) and added a season-best 72 receiving yards in a Week 17 victory against Jacksonville (1/1/17).



ADMINISTRATION

COACHING STAFF

FOOTBALL OPERATIONS

BUSINESS OPERATIONS

PLAYERS

2016 SEASON IN REVIEW

COLTS HISTORY

RECORDS

COLTS IN THE COMMUNITY

COLLEGE:

- Played in 40 games at Grambling State and finished with 155 receptions for 2,257 yards and 17 touchdowns. Also had seven carries for 72 yards, two kickoff returns for 61 yards and eight punt returns for 70 yards and one touchdown.
- As a senior in 2015, saw action in 12 games and finished second on the team with 48 receptions for 732 yards and a single-season career-high eight touchdowns. Also registered four punt returns for 70 yards and one touchdown.
- In 2014, played in 12 games and led the team in receiving for the second consecutive season after catching a single-season career-high 53 passes for 712 yards and four touchdowns.

- As a sophomore in 2013, appeared in 11 games and led the team in receiving after totaling 48 receptions for a single-season career-high 735 yards and five touchdowns.
- Saw action in five games as a freshman in 2012 and caught six passes for 78 yards.

PERSONAL:

- Attended Lee High School in Huntsville, Ala.
- Was a volunteer for the Colts 2016 PLAY 60 Hometown Huddle event.
- Graduated with a bachelor's degree in business management.
- A native of Huntsville, Ala.

GIVING BACK TO GRAMBLING STATE

Each step of the way along his football journey, Rogers has had to earn his spot. As a walk-on at Grambling State, he was leading the team in receptions by his sophomore year. For his first two years at the university, he was paying out of pocket and getting student loans. His hard work paid off when the Colts signed him as an undrafted rookie free agent in 2016. After earning a spot on an NFL roster, he finished with 19 catches for 273 yards in addition to returning punts as a rookie. Rogers felt a need to help other players who struggled with the same circumstances. That's when he decided to create the Chester Rogers Perseverance Scholarship Award, which he established for non-scholarship players at Grambling State. Candidates have to write an essay, have the appropriate credentials, reach a GPA requirement and display character on and off the field.

"Going through my situation, I just knew how hard it was," said Rogers. "I just want to help and give those guys hope because being a walk-on, you face a lot of odds and a lot of people don't believe in you. I want to let them know I believe in them. Just because you're a walk-on doesn't mean anything based off my story."

**CAREER REGULAR SEASON STATISTICS**

Year	GP	GS	No.	RECEIVING			LG	TD	No.	RUSHING			LG	TD
				Yards	Avg.	Yards				Avg.	Yards	Avg.		
2016 IND	14	2	19	273	14.4	36	0	0	0	0.0	0	0		
TOTAL	14	2	19	273	14.4	36	0	0	0	0.0	0	0		

CAREER REGULAR SEASON RETURN STATISTICS

Year	GP	GS	PR	FC	Yards	Avg.	LG	TD	KR	Yards	Avg.	LG	TD
2016 IND	14	2	13	12	119	9.2	30	0	0	0	0.0	0	0
TOTAL	14	2	13	12	119	9.2	30	0	0	0	0.0	0	0

GETTING TO KNOW CHESTER ROGERS

Favorite team and/or athlete outside of football: Cleveland Cavaliers

Favorite musician and/or song: Starlito

Hobbies outside of football: Acting

What is something interesting about you that

most people may not know: I was a childhood actor and was in four movies, including *Madagascar's Family Reunion*, *Dirty*, *Reanimated* and *Constellation*

Favorite food: Wings

Favorite vacation spot: St. Thomas, Virgin Islands

If you could have lunch with three people, living or dead, who would they be: Denzel Washington, Jerry Rice and Allen Iverson

Favorite movie: *Batman Trilogy*

What's the one thing you couldn't live without: My mom

66

C/G



BRIAN SCHWENKE

6-3 • 310 • CALIFORNIA

NFL EXP: 5 (1st Year with Colts)

HOW ACQUIRED: UFA – 2017 (TEN)

BORN: 3/22/91

GP/GS (POSTSEASON): 41/28 (0/0)

CAREER TRANSACTIONS:

- Signed by the Colts as an unrestricted free agent on March 13, 2017.
- Selected by the Tennessee Titans in the fourth round (107th overall) of the 2013 NFL Draft.

2016 (TITANS):

- Appeared in all 16 games with three starts at left guard and was a part of an offensive front that blocked for the NFL's third-ranked rushing attack, which averaged 136.7 rushing yards per game.
- Started at left guard for the first time in his career against Jacksonville (10/27), opening up holes for Titans rushers to accumulate 214 yards on the ground. Contributed to an offensive front that did not allow a sack in 23 pass attempts.
- At San Diego (11/6), started at left guard and was a part of an offensive line that did not allow a sack on 43 pass attempts.
- Started his third consecutive game at left guard against Green Bay (11/13) and blocked for an offense that amassed 446 total yards and six touchdowns in a 47-25 victory.

2015 (TITANS):

- Started the first five games of the season at center before being placed on Injured Reserve after suffering a leg injury against Miami (10/18).
- Started at center and was a member of an offensive front that opened up lanes for Titans rushers to gain 124 yards on the ground at Tampa Bay (9/13).
- At Cleveland (9/20), started at center and helped block for Tennessee rushers to compile 166 rushing yards on 30 carries.
- Helped provide time for Marcus Mariota to throw for 367 yards against Indianapolis (9/27).
- Placed on Injured Reserve on October 20.

2014 (TITANS):

- Started the first 11 games of the season, allowing just 1.0 sack, until his season was cut short after spraining his knee at Philadelphia (11/23).
- Helped open up running lanes for Titans rushers to gain 162 yards on the ground in the season opener at Kansas City (9/7).

- At Cincinnati (9/21), helped pave the way for Titans backs to gain 149 yards on 28 carries (5.3 avg.).
- Contributed to an offensive unit that amassed 410 total yards against Cleveland (10/5).
- Started against Pittsburgh (11/17) and was a part of an offensive front that did not allow a sack on 24 pass attempts.
- Placed on Injured Reserve on November 25.

2013 (TITANS):

- Started nine of the team's final 10 games at center as a rookie.
- Helped provide the push up front for Titans rushers to gain 198 yards on 35 carries (5.7 avg.) at St. Louis (11/3).
- Was part of an offensive line that allowed just 1.0 sack on 42 pass attempts against Jacksonville (11/10).
- Provided time for Ryan Fitzpatrick to throw for a career-high 402 yards against Arizona (12/15).
- Helped open up running lanes for Tennessee rushers to accumulate 182 yards on the ground at Jacksonville (12/22).

COLLEGE:

- In four seasons with the California Golden Bears (2009-2012), appeared in 48-of-50 possible contests and started games at three different positions (16 at left guard, 12 at center and eight at right guard).
- As a senior in 2012, played center for the first time and was named a First Team All-Pac-12 choice according to the league's coaches and a Second Team All-Pac-12 selection from Phil Steele.
- Added a pair of team honors by capturing the Brick Muller Award as Cal's Most Valuable Lineman and a Cort Majors Team Captain Award.
- Was one of only five Cal players to start each of the team's 12 games.
- Was a preseason candidate for national and All-America honors, as well as the Rimington Trophy given to the nation's top center.
- Earned Second Team preseason All-Pac-12 honors from *Lindy's* and Phil Steele.
- Started 12-of-13 games played as a junior in 2011, totaling four pancakes, 28 knockdowns and 17 cut blocks. Also recorded his lone career tackle against Oregon State (11/12).

ADMINISTRATION

COACHING
STAFF

FOOTBALL
OPERATIONS

BUSINESS
OPERATIONS

PLAYERS

2016 SEASON
IN REVIEW

COLTS HISTORY

RECORDS

COLTS IN THE
COMMUNITY



ADMINISTRATION

COACHING
STAFFFOOTBALL
OPERATIONSBUSINESS
OPERATIONS

PLAYERS

2016 SEASON
IN REVIEW

COLTS HISTORY

RECORDS

COLTS IN THE
COMMUNITY

- Started all 12 games as a sophomore in 2010, with the first eight starts coming at left guard before he was moved to right guard for his final four starts.
- Saw action in 12 games as a freshman in 2009, primarily serving as a reserve offensive lineman and special teams contributor.

PERSONAL:

- Attended Oceanside (Calif.) High School where he was named a first-team all-state, all-area and all-county selection as well as an All-San Diego Section and All-Valley League choice as a senior in 2008.
- Added all-region accolades from both *Prepstar* and *SuperPrep* during his senior campaign for a team that finished with a 12-0-1 record and won a regular season Valley League title, as well as a San Diego Section crown before falling in the third round of the playoffs.
- Also contributed on defense as a senior, totaling 17 tackles.
- Was a First Team All-Valley League, second-team all-county and second-team all-state choice as a junior in 2007 after his team finished the season with a 12-1 record and a state title.

INTERESTS OUTSIDE OF FOOTBALL

Schwenke was an avid surfer during the time he spent living in Hawaii as a result of his father's job in the Navy. His father, Brian Sr., was an SERE (Survival, Evasion, Resistance and Escape) trainer in the Navy from 1990-2002. Brian also had the chance to swim with whale sharks on his honeymoon in Cabo and has traveled to many European destinations such as Ireland, Amsterdam, Brussels, Prague, Vienna and Budapest.

- Also helped open up running lanes for running back Armani Taylor to break the 1,800 rushing yard plateau during his junior year.
- Majored in political science.
- A native of Oceanside, Calif.

CAREER GP/GS (POSTSEASON):

2016 TEN: 16/3
2015 TEN: 5/5
2014 TEN: 11/11
2013 TEN: 9/9
TOTAL: 41/28

GETTING TO KNOW BRIAN SCHWENKE

Favorite musician and/or song: I'm into alternative rock

Hobbies outside of football: I really enjoy video games

What is something interesting about you that most people may not know: I grew up in Hawaii

and lived there for 10 years. I grew up surfing.

Favorite food: Kalua pork fried rice

Favorite vacation spot: Africa

Favorite movie: *Pulp Fiction*

What's the one thing you couldn't live without:

My wife

93

OLB



JABAAL SHEARD

6-3 • 265 • PITTSBURGH

NFL EXP: 7 (1st Year with Colts)

HOW ACQUIRED: UFA – 2017 (NE)

BORN: 5/10/89

GP/GS (POSTSEASON): 89/59 (5/0)

CAREER TRANSACTIONS:

- Signed by the Colts as an unrestricted free agent on March 10, 2017.
- Signed by the New England Patriots as an unrestricted free agent on March 12, 2015.
- Selected by the Cleveland Browns in the second round (37th overall) of the 2011 NFL Draft.

PRO CAREER:

- Won Super Bowl LI with the Patriots and recorded half a sack and two tackles in the victory.
- Was nominated by the Cleveland Browns for the 2013 Walter Payton Man of the Year Award, an award given annually by the National Football

SINGLE-GAME HIGHS

TACKLES: 9 vs. BAL (12/4/11)

SACKS: 2.0, five times (Last: vs. HOU 9/22/16)

FF: 2 at HOU (12/13/15)

FR: 1, two times (Last: at MIN 9/22/13)

INT: 0

PD: 3 vs. LAR (12/4/16)

- League honoring a player's volunteer and charity work, as well as his excellence on the field.
- Selected to the PFW/PFWA All-Rookie Team in 2011.

2016 (PATRIOTS):

- Competed in 15 games (eight starts) and totaled 33 tackles (20 solo), 5.0 sacks, 7.0 tackles for loss, 10 quarterback hits and four passes defended.
- Recorded four solo tackles including 3.0 tackles for loss after making a start at right defensive end in a win at Arizona (9/11).
- Sacked Brock Osweiler twice for 21 yards in a win against Houston (9/22) to mark the fifth multiple-sack game of his career and his second consecutive 2.0-sack game against the Texans. Also added three solo tackles.
- Registered a second consecutive game with a sack after bringing down Tyrod Taylor for two yards against Buffalo (10/2). Also contributed three solo tackles.
- Posted five tackles (three solo), one quarterback hit and three passes defended in a win against Los Angeles (12/4).
- Logged four tackles (one solo), including 1.0 sack, 1.0 tackle for loss and two quarterback hits as a reserve defensive end in a win at Denver (12/18).
- Combined for three tackles in the win against Pittsburgh in the AFC Championship Game (1/22).
- Contributed on defense with two tackles (one solo) and half a sack of Matt Ryan in a win over Atlanta in Super Bowl LI (2/5/17).

2015 (PATRIOTS):

- Appeared in 13 games (one start) and tallied 37 tackles (28 solo), 8.0 sacks, 9.0 tackles for loss, 12 quarterback hits, four forced fumbles and two passes defended.
- Appeared in both playoff contests and produced nine tackles (seven solo).
- Recorded his first sack as a Patriot in the season opener against Pittsburgh (9/10).
- Logged 2.0 sacks for 15 yards and three tackles in the win at Dallas (10/11), marking the third multiple-sack game of his NFL career and his first with the Patriots.
- Registered four solo tackles and strip-sacked Brian Hoyer twice, including one that was recovered by New England deep in Houston territory. The turnover resulted in a Patriots touchdown in a win at Houston (12/13). This marked his fourth career multiple-sack game with 2.0 sacks and he also contributed three quarterback hits and 1.0 tackle for loss.
- Produced five tackles (four solo) and strip sacked Ryan Fitzpatrick, allowing Jamie Collins to recover the loose ball and return it for a touchdown at the New York Jets (12/27).
- Made his first start as a Patriot and posted two assisted tackles and one quarterback hit at Miami (1/3).
- Recorded three tackles (two solo) against Kansas City in the AFC Divisional playoff game (1/16).
- Posted six tackles (five solo) in a loss to Denver (1/24) in the AFC Championship Game.

A LIFE SAVED BY BRAVERY

At the age of 11, Sheard was awarded a bravery medal after he helped an elderly woman escape from her burning home in Florida.

Sheard was with friends riding their bikes when the group saw smoke and rushed to the scene. As they approached the house, bystanders were watching. Sheard and his friends raced home, called the police and then rushed back to the house. Not knowing if anyone was inside, they tried to break in. Firefighters then arrived on scene and managed to open a door where they found the elderly woman unconscious on the floor of her kitchen.

Sheard and his friends were told that their actions saved the woman's life.

2014 (BROWNS):

- Appeared in all 16 games (five starts), compiling 44 tackles (25 solo), 2.0 sacks, 4.0 tackles for loss, six quarterback hits and three passes defended.
- Produced a season-best six tackles (three solo) and one pass defended against New Orleans (9/14).
- Combined for three tackles (two solo), including 1.0 sack, 1.0 tackle for loss, one quarterback hit and one pass defended at Tennessee (10/5).
- Totaled five tackles (one solo) at Cincinnati (11/6).

2013 (BROWNS):

- Started all 13 games played, tallying 36 tackles (19 solo), including 5.5 sacks, 5.0 tackles for loss, nine quarterback hits, one forced fumble, one fumble recovery and four passes defended.
- Was the team's nominee for the Walter Payton Man of the Year award.
- Posted a season-high eight tackles (three solo), including half a sack, 1.0 tackle for loss, one quarterback hit and one pass defended at Baltimore (9/15).
- Totaled four tackles (two solo), including 1.0 sack, 1.0 tackle for loss and two quarterback hits against Chicago (12/15).
- Finished the season with four tackles (three solo) and one pass defended at Pittsburgh (12/29).

2012 (BROWNS):

- Started all 16 games and tied a career-high with 55 tackles (38 solo), including 7.0 sacks, 9.0 tackles for loss, 10 quarterback hits, one forced fumble and three passes defended.
- Recorded six tackles (four solo), including 1.0 sack, 2.0 tackles for loss and one quarterback hit at Baltimore (9/27).
- Posted a season-high eight tackles (four solo), including 1.0 sack, 1.0 tackle for loss and one quarterback hit against Baltimore (11/4).
- Registered seven tackles (five solo) at Denver (12/23).



ADMINISTRATION

COACHING STAFF

FOOTBALL OPERATIONS

BUSINESS OPERATIONS

PLAYERS

2016 SEASON IN REVIEW

COLTS HISTORY

RECORDS

COLTS IN THE COMMUNITY

- Ended the season with a multiple-sack outing at Pittsburgh (12/30) as he dialed up five tackles (three solo), including 2.0 sacks, 2.0 tackles for loss and two quarterback hits.

2011 (BROWNS):

- Started all 16 games as a rookie, recording career highs in tackles (55), solo tackles (40), sacks (8.5) and forced fumbles (five). Also contributed nine quarterback hits, 9.0 tackles for loss, one fumble recovery and two passes defended.
- His 55 tackles and 8.5 sacks both ranked third among all NFL rookies while his five forced fumbles tied for third most in the NFL.
- Named to the PFW/PFWA All-Rookie team.
- Compiled a career-high nine tackles (six solo), including 1.0 sack, 1.0 tackle for loss, one forced fumble and one pass defended against Baltimore (12/4).
- Registered his first career multiple-sack game after a 2.0-sack performance at Arizona (12/18).
- Finished his rookie campaign with a six-tackle (four solo) performance against Pittsburgh (1/1). Added 1.0 sack, 1.0 tackle for loss and two quarterback hits.

COLLEGE:

- Started 37-of-47 career games over four years (2007-2010) at Pittsburgh, tallying 142 tackles, 19.5 sacks, five forced fumbles and two fumble recoveries.
- Named a consensus First Team All-America and First Team All-Big East choice and was the Big East Conference Defensive Player of the Year in 2010.

- Posted 52 tackles, 9.0 sacks, four forced fumbles and two fumble recoveries in 12 games while serving as a team captain as a senior in 2010.
- Earned Second Team All-Big East honors as a junior in 2009 after starting all 13 games and registering 42 tackles, 5.0 sacks, 10.5 tackles for loss and a team-high 12 quarterback hits.
- Started all 13 games as a sophomore in 2008, finishing with 45 tackles, 5.5 sacks, 10.5 tackles for loss, one forced fumble and one fumble recovery.
- Played in nine games and produced three tackles and two passes defended as a true freshman in 2007.

PERSONAL:

- Attended Hollywood Hills (Fla.) High School, where he played football and competed in track, participating in the 200 meter and shot put.
- Was an All-Broward County defensive lineman who had 54 tackles and 11.0 sacks as a senior.
- Earned All-Broward County honors in the shot put, placing fourth in the state finals.
- Awarded a bravery medal at the age of 11 after he helped an elderly woman escape from her burning home in Florida.
- Majored in administration of justice.
- Has a son, Jaiden.
- A native of Hollywood Hills, Fla.

CAREER REGULAR SEASON STATISTICS

Year	GP	GS	Solo	Asst.	Total	Sacks	PD	FF	FR	INT	Yds	Avg.	LG	TD
2016 NE	15	8	20	13	33	5.0	4	0	0	0	0	0.0	0	0
2015 NE	13	1	28	9	37	8.0	2	4	0	0	0	0.0	0	0
2014 CLE	16	5	25	19	44	2.0	3	0	0	0	0	0.0	0	0
2013 CLE	13	13	19	17	36	5.5	4	1	1	0	0	0.0	0	0
2012 CLE	16	16	38	17	55	7.0	3	1	0	0	0	0.0	0	0
2011 CLE	16	16	40	15	55	8.5	2	5	1	0	0	0.0	0	0
TOTAL	89	59	170	90	260	36.0	18	11	2	0	0	0.0	0	0

CAREER POSTSEASON STATISTICS

Year	GP	GS	Solo	Asst.	Total	Sacks	PD	FF	FR	INT	Yds	Avg.	LG	TD
2016 NE	3	0	2	5	7	0.5	0	0	0	0	0	0.0	0	0
2015 NE	2	0	7	2	9	0.0	0	0	0	0	0	0.0	0	0
TOTAL	5	0	9	7	16	0.5	0	0	0	0	0	0.0	0	0

GETTING TO KNOW JABAAL SHEARD

Favorite musician and/or song: Meek Mill - "Blue Notes"

Hobbies outside of football: Basketball and fishing

Favorite food: Baked macaroni and cheese from scratch

Favorite vacation spot: Punta Cana

Favorite movie: *Scarface*

What's the one thing you couldn't live without: My phone

51

OLB



JOHN SIMON

6-1 • 250 • OHIO STATE

NFL EXP: 5 (1st Year with Colts)

HOW ACQUIRED: UFA – 2017 (HOU)

BORN: 10/14/90

GP/GS (POSTSEASON): 45/13 (1/0)

CAREER TRANSACTIONS:

- Signed by the Colts as an unrestricted free agent on March 10, 2017.
- Signed to the Houston Texans active roster from the Baltimore Ravens practice squad on October 7, 2014.
- Signed to the Ravens practice squad on August 31, 2014.
- Released by Baltimore on August 30, 2014.
- Selected by the Ravens in the fourth round (129th overall) of the 2013 NFL Draft.

2016 (TEXANS):

- Appeared in 11 games (five starts) and recorded a career-high 51 tackles (32 solo), 3.5 sacks, 4.0 tackles for loss, 10 quarterback hits, one forced fumble and two passes defended.
- Matched a career-high and led the team with six tackles (five solo), including 1.0 sack and added two quarterback hits in the season opener against Chicago (9/11).
- Set career marks with 1.5 sacks and a forced fumble, while tying single-game career highs with six tackles (four solo) and three quarterback hits against Kansas City (9/18).
- Posted a career-high nine tackles (four solo) against Indianapolis (10/16).
- Led the team with eight tackles (six solo) and added one quarterback hit against Detroit (10/30).
- Set single-game (2.0) and single-season (4.0) career highs for tackles for loss at Jacksonville (11/13).

2015 (TEXANS):

- Played in 16 games (eight starts) and registered 49 tackles (36 solo), a career-best 5.0 sacks, 11 quarterback hits, 3.0 tackles for loss, one fumble recovery and four special teams stops.
- Recorded his first sack of the season after bringing down Blake Bortles for an eight-yard loss at Jacksonville (10/18).
- Totaled six tackles (four solo), including 1.0 sack at Miami (10/25).
- Matched his season high of six tackles (five solo) and added one quarterback hit at Buffalo (12/6).
- Finished the season with five tackles (four solo), including half a sack and one quarterback hit against Jacksonville (1/3).

SINGLE-GAME HIGHS

TACKLES: 9 vs. IND (10/16/16)

SACKS: 1.5 vs. KC (9/18/16)

FF: 1 vs. KC (9/18/16)

FR: 1 vs. NE (12/13/15)

INT: 0

PD: 1, three times (Last at JAX 11/13/16)

2014 (TEXANS/RAVENS):

- Started the season on the Baltimore Ravens practice squad prior to being signed to the Texans active roster for the remainder of the season.
- Saw action in 11 games, combining for nine tackles (four solo), 1.5 sacks, 2.0 tackles for loss, six quarterback hits, one pass defended and three special teams tackles.
- Recorded two tackles (one solo), including 1.0 sack and one special teams tackle in his Texans debut against Indianapolis (10/9).
- Produced a season-high three tackles (two solo), 1.0 tackle for loss and one quarterback hit against Tennessee (11/30).

2013 (RAVENS):

- Saw action in seven games and recorded four special teams tackles in his rookie season.

COLLEGE:

- Started 37-of-50 games played over the course of four seasons at Ohio State, tallying 154 tackles (81 solo), 43.0 tackles for loss, 20.5 sacks and 10 passes defended.
- Has the distinction of being only the eighth two-time captain in school history and the first since James Laurinaitis in 2008 and 2009.
- Twice named a semifinalist for the prestigious Lott IMPACT Award and in 2012 he was a finalist for the Fellowship of Christian Athlete's Bobby Bowden Award.
- Capped his career being named the Big Ten Conference's 2012 Nagurski-Woodson Defensive Player of the Year and was also named the Big Ten's 2012 Smith-Brown Defensive Lineman of the Year after leading the conference in quarterback sacks (9.0) and ranking second with 14.5 tackles for loss.
- His sacks and tackles for loss each ranked among

ADMINISTRATION

COACHING
STAFF

FOOTBALL
OPERATIONS

BUSINESS
OPERATIONS

PLAYERS

2016 SEASON
IN REVIEW

COLTS HISTORY

RECORDS

COLTS IN THE
COMMUNITY



ADMINISTRATION

COACHING STAFF

FOOTBALL OPERATIONS

BUSINESS OPERATIONS

PLAYERS

2016 SEASON IN REVIEW

COLTS HISTORY

RECORDS

COLTS IN THE COMMUNITY

the top 25 nationally and those numbers also boosted Simon to No. 7 all-time at Ohio State in both categories, with 20.5 sacks and 43.0 tackles for loss.

- Named an All-Big Ten selection by both the media and the coaches and was a Third Team Associated Press All-America choice as both a junior and a senior.
- In 2012, was a Second Team Walter Camp All-America choice and was voted as Ohio State's team MVP.
- Honored with Ohio State's Bill Willis Award as the team's outstanding defensive player as a junior after leading the Buckeyes with 7.0 sacks and 16.0 tackles for loss, figures that ranked fifth and seventh, respectively, in the Big Ten Conference.
- As a true sophomore in 2010, he played in and started all 13 games and was named an Honorable Mention All-Big Ten choice.
- Played in all 13 games as a true freshman in 2009, recording 16 tackles on the season and was honored with the First Year Defensive Player Award.

PERSONAL:

- Attended Cardinal Mooney High School in Youngstown, Ohio where he was a two-time all-state honoree and the state's Division IV and northeast Ohio's Defensive Player of the Year as a senior when he posted 148 tackles, 13.0 tackles for loss, 11.0 sacks and three forced fumbles.
- Helped his squad to three state title games and a regional semifinals appearance.
- Played in the U.S. Army All-American game.
- Was a member of the National Honor Society and was a Cardinal Mooney Ambassador.
- Majored in sports and leisure studies.
- Born in Youngstown, Ohio.

CAREER REGULAR SEASON STATISTICS

Year	GP	GS	Solo	Asst.	Total	Sacks	PD	FF	FR	INT	Yds	Avg.	LG	TD
2016 HOU	11	5	32	19	51	3.5	2	1	0	0	0	0.0	0	0
2015 HOU	16	8	36	13	49	5.0	0	0	1	0	0	0.0	0	0
2014 HOU	11	0	4	5	9	1.5	1	0	0	0	0	0.0	0	0
2013 BAL	7	0	0	0	0	0.0	0	0	0	0	0	0.0	0	0
TOTAL	45	13	72	37	109	10.0	3	1	1	0	0	0.0	0	0

CAREER POSTSEASON STATISTICS

Year	GP	GS	Solo	Asst.	Total	Sacks	PD	FF	FR	INT	Yds	Avg.	LG	TD
2015 HOU	1	0	5	3	8	0.0	0	0	0	0	0	0.0	0	0
TOTAL	1	0	5	3	8	0.0	0	0	0	0	0	0.0	0	0

SPECIAL TEAMS TACKLES: 11 (2015 - 4, 2014 - 3, 2013 - 4)

GETTING TO KNOW JOHN SIMON

Favorite musician and/or song: Pearl Jam

Hobbies outside of football: My dogs take up most of my time when I'm not with my son

Favorite food: Steak and eggs for dinner

Favorite vacation spot: New Zealand

What's the one thing you couldn't live without: My family. They're my whole world and they keep me motivated.

17

WR



TEVAUN SMITH

6-2 • 197 • IOWA

NFL EXP: 1 (1st Year with Colts)

HOW ACQUIRED: FA – 2016

BORN: 1/30/93

GP/GS (POSTSEASON): 2/0 (0/0)

CAREER TRANSACTIONS:

- Signed by the Colts to a reserve/future contract on January 2, 2017.
- Signed by the Colts to the practice squad on November 10, 2016.
- Released by the Colts on November 8, 2016.
- Signed by the Colts to the active roster from the practice squad on October 19, 2016.
- Signed by the Colts to the practice squad on September 4, 2016.
- Released by the Colts on September 3, 2016.
- Signed by the Colts as an undrafted free agent on May 2, 2016.

2016 (COLTS):

- Competed in his first career NFL game in a Week 7 win at Tennessee (10/23). Did not record a catch.
- Participated on special teams in a Week 8 loss against Kansas City (10/30).
- Was inactive for a Week 9 win at Green Bay (11/6).
- Spent 13 weeks on the practice squad.

COLLEGE:

- Played in 47 games (24 starts) at Iowa and tallied 102 catches for 1,500 yards (14.7 avg.) and seven touchdowns.
- Saw action in 12 games (10 starts) as a senior in 2015, finishing second on the team in receiving yards (563) and third in receptions (32). Also had three touchdowns.
- Led the team with five catches for 110 yards in the Big Ten Championship game against Michigan State. Recorded a career-long 85-yard touchdown catch late in the fourth quarter to give the Hawkeyes a 13-9 lead.
- Received Honorable Mention All-Big Ten honors from the league's coaches after playing in 13 games (eight starts) as a junior in 2014, finishing the year with 43 catches for 596 yards and three touchdowns.
- Played in 13 games (six starts) and posted 24 catches for 310 yards and one touchdown during his

SINGLE-GAME HIGHS

REC: 0
YARDS: 0
TDS: 0
LG: 0
RUSH: 0
YARDS: 0
TDS: 0
LG: 0

sophomore season in 2013.

- Played in nine games as a true freshman, recording three catches for 31 yards.
- Also posted 13 tackles on special teams and was named the team's special teams MVP.

PERSONAL:

- Attended Kent (Conn.) High School and was named a First Team All-New England selection and a first-team all-conference choice as a senior after recording 16 catches for 241 yards and five touchdowns. Also totaled 58 rushes for 555 yards with six touchdowns and completed 17-of-42 pass attempts for 213 yards and two scores.
- Notched 19 tackles on defense with two interceptions, five passes defended, one fumble recovery and one blocked kick.
- Also played basketball.
- Ran football drills with students as part of the team's Hispanic Heritage Month PLAY 60 event. Also volunteered for the Colts 2016 PLAY 60 Hometown Huddle event.
- Read books to local elementary students as part of the 2016 Colts Day in Schools event.
- Fitted students for new shoes and hats as part of the team's 2016 Cold Feet Warm Shoes event.
- Majored in sports studies interest at Iowa.
- Was one of two players from Canada on the Hawkeyes roster.
- A native of Toronto, Ontario.

CAREER REGULAR SEASON STATISTICS

Year	GP	GS	RECEIVING				RUSHING					
			No.	Yards	Avg.	LG	TD	No.	Yards	Avg.	LG	TD
2016 IND	2	0	0	0	0.0	0	0	0	0	0.0	0	0
TOTAL	2	0	0	0	0.0	0	0	0	0	0.0	0	0

ADMINISTRATION

COACHING STAFF

FOOTBALL OPERATIONS

BUSINESS OPERATIONS

PLAYERS

2016 SEASON IN REVIEW

COLTS HISTORY

RECORDS

COLTS IN THE COMMUNITY



ADMINISTRATION

COACHING STAFF

FOOTBALL OPERATIONS

BUSINESS OPERATIONS

PLAYERS

2016 SEASON IN REVIEW

COLTS HISTORY

RECORDS

COLTS IN THE COMMUNITY

GETTING TO KNOW TEVAUN SMITH

Favorite team and/or athlete outside of football: Toronto Raptors/Vince Carter
Favorite musician and/or song: Drake
What is something interesting about you that most people may not know: My family was born and raised in Jamaica.
Favorite food: Curry chicken

Favorite vacation spot: Bahamas
If you could have lunch with three people, living or dead, who would they be: Michael Jackson, Halle Berry and Beyonce
What's the one thing you couldn't live without: WiFi

55
ILB

SEAN SPENCE

5-11 • 231 • MIAMI (FL)

NFL EXP: 6 (1st Year with Colts)

HOW ACQUIRED: UFA – 2017 (TEN)

BORN: 6/7/90

GP/GS (POSTSEASON): 46/19 (3/1)

CAREER TRANSACTIONS:

- Signed by the Colts as an unrestricted free agent on March 20, 2017.
- Signed by the Tennessee Titans as an unrestricted free agent on March 16, 2016.
- Selected by the Pittsburgh Steelers in the third round (86th overall) of the 2012 NFL Draft.

2016 (TITANS):

- Appeared in 15 games (six starts) and established career highs across the board in tackles (77), solo tackles (41), sacks (3.0), tackles for loss (4.0), quarterback hits (eight), passes defended (three), forced fumbles (one) and special teams tackles (seven).
- Made his debut as a reserve linebacker against Minnesota (9/11), collecting four tackles, one quarterback hit and one pass defended.
- Made his first start with the Titans at Detroit (9/18), tying a career-high with eight tackles while adding a stop on special teams.
- Started at linebacker and tallied five tackles while leading the team with a career-high four special teams tackles against Oakland (9/25).
- Saw action as a reserve linebacker at Miami (10/9), tying for the team lead with eight tackles while adding one special teams tackle.
- Dropped Cody Kessler for a two-yard loss late in the fourth quarter against Cleveland (10/16), totaling five tackles and two quarterback hits.
- Posted six tackles, one quarterback hit, one pass defended and one special teams tackle against Jacksonville (10/27).
- Started at inside linebacker and tied a career-high with eight tackles, including 2.0 tackles for loss at San Diego (11/6).
- Recorded five tackles, 1.0 sack and one quarterback hit at Jacksonville (12/24).

SINGLE-GAME HIGHS

TACKLES: 8, two times (Last: at SD 11/6/16)
SACKS: 1.0, five times (Last: vs. HOU 1/1/17)
FF: 1 vs. HOU (1/1/17)
FR: 1 vs. HOU (10/20/14)
INT: 0
PD: 1, three times (Last: vs. GB 11/13/16)

- Produced seven tackles, including a strip-sack of Tom Savage that was recovered by teammate DaQuan Jones in the end zone for a touchdown against Houston (1/1).

2015 (STEELERS):

- Appeared in 15 games (four starts) and totaled 34 tackles (27 solo), 1.0 sack, 4.0 tackles for loss, one quarterback hit and three special teams stops.
- Totaled seven tackles (four solo), 1.0 sack, 2.0 tackles for loss and one quarterback hit against Baltimore (10/1).
- Compiled a season-best eight solo tackles at San Diego (10/12).

2014 (STEELERS):

- Saw action in all 16 games (nine starts) while registering 52 tackles (29 solo), 1.0 sack, 3.0 tackles for loss, two quarterback hits, one pass defended, one fumble recovery and three special teams tackles.
- Notched six tackles (five solo) and recovered a fumble against Houston (10/20).
- Matched his season-high of six tackles (two solo) at the New York Jets (11/9).
- Combined for four tackles (two solo), 1.0 sack, 1.0 tackle for loss and one quarterback hit against Cincinnati (12/28).
- Started in his postseason debut in an AFC Wild Card

game against Baltimore (1/3) and registered a sack and a forced fumble on Joe Flacco.

2013 (STEELERS):

- Spent the entire season on the physically unable to perform list due to a knee injury suffered the year prior.

2012 (STEELERS):

- Missed the entire season after being placed on Injured Reserve on August 31 due to a knee injury sustained in the preseason.

COLLEGE:

- Started 40-of-47 games played at Miami (Fla.), finishing his career ranked 11th in school history with 318 tackles (170 solo). Also added 10.5 sacks, 47.0 tackles for loss, four forced fumbles, one fumble recovery, nine passes defended and one interception returned for a touchdown.
- Became the first Miami linebacker to record 100 tackles in consecutive seasons (111 in 2010 and 106 in 2011) since 2003 (Jonathan Vilma, 133 in 2002 and 127 in 2003) and is just one of six Hurricanes to ever record 100 tackles at least twice in a career.
- As a senior in 2011, earned All-America fourth-team honors from Phil Steele, as the Butkus Award semifinalist.
- Was the recipient of the team's Captain's Award and Jack Hardin Most Outstanding Player Award.
- Earned All-Atlantic Coast Conference first-team honors from the Atlantic Coast Sports Media Association.
- Started the team's final 11 games and led the team with 106 tackles (54 solo), 3.0 sacks, 14.0 tackles for loss, a forced fumble and one pass defended.
- Finished fourth in the ACC with an average of 9.64 tackles per game.
- As a junior in 2010, earned the team's Most Valuable Player award and earned second-team All-ACC honors from the Atlantic Coast Sports Media Association.
- Was one of seven Hurricanes to start all 13 games as he finished second on the team and fifth in the

conference with a career-high 111 tackles (59 solo), including a team-leading and career-high (fourth in the league), 17.0 tackles for loss and 2.5 sacks. Also contributed two forced fumbles, one fumble recovery and six passes defended for a unit that ranked 22nd in the nation in total defense (323.3 ypg.).

- Competed in 10 games (sevens starts) as a sophomore in 2009, posting 36 tackles (19 solo), 3.0 sacks, 6.5 tackles for loss and one quarterback hit.
- Was named a Freshman All-America selection by *The Sporting News* and *College Football News* in 2008. Was also named the ACC Defensive Rookie of the Year by the Atlantic Coast Sports Media Association after starting nine games and finishing third on the team with 65 tackles (38 solo). Also added 2.0 sacks, a team-high 9.5 tackles for loss, one forced fumble, one pass defended and one interception returned for a touchdown.

PERSONAL:

- Attended Northwestern High School in Miami where he delivered 123 tackles, 3.0 sacks and two interceptions as a senior in 2007.
- Was rated as the second best outside linebacker in the country by ESPN and earned All-America honors from *PrepStar*. Added all-state accolades from the Florida Sportswriters Association and ranked sixth on the *Miami Herald* South Florida Top 25 list.
- Was selected to the *Atlanta Journal-Constitution* Super Southern 100 team and competed in the inaugural Under-Armour All-Star game.
- During his junior campaign in 2006, the team finished with a perfect 15-0 record as he led the state with 197 tackles, including 10.0 tackles for loss and two interceptions.
- Made the move into the starting lineup as a sophomore in 2005, picking off a pair of passes and registering 96 tackles.
- Has one daughter, Summer Joy.
- Majored in general studies.
- A native of Miami.

CAREER REGULAR SEASON STATISTICS

Year	GP	GS	Solo	Asst.	Total	Sacks	PD	FF	FR	INT	Yds	Avg.	LG	TD
2016 TEN	15	6	41	36	77	3.0	3	1	0	0	0	0.0	0	0
2015 PIT	15	4	27	7	34	1.0	0	0	0	0	0	0.0	0	0
2014 PIT	16	9	29	23	52	1.0	0	0	1	0	0	0.0	0	0
2013 PIT	PHYSICALLY UNABLE TO PERFORM LIST													
2012 PIT	INJURED RESERVE													
TOTAL	46	19	97	66	163	5.0	3	1	1	0	0	0.0	0	0

CAREER POSTSEASON STATISTICS

Year	GP	GS	Solo	Asst.	Total	Sacks	PD	FF	FR	INT	Yds	Avg.	LG	TD
2015 PIT	2	0	0	0	0	0.0	0	0	0	0	0	0.0	0	0
2014 PIT	1	1	1	1	2	1.0	0	1	0	0	0	0.0	0	0
TOTAL	3	1	1	1	2	1.0	0	1	0	0	0	0.0	0	0

SPECIAL TEAMS TACKLES: 13 (2016 - 7, 2015 - 3, 2014 - 3)



ADMINISTRATION

COACHING STAFF

FOOTBALL OPERATIONS

BUSINESS OPERATIONS

PLAYERS

2016 SEASON IN REVIEW

COLTS HISTORY

RECORDS

COLTS IN THE COMMUNITY

GETTING TO KNOW SEAN SPENCE

Favorite musician and/or song: Future, Meek Mill and Rick Ross**Hobbies outside of football:** Fishing and playing video games**What is something interesting about you that most people may not know:** I have two first

names, Sean and Ryan

Favorite vacation spot: Miami**Favorite movie:** *Kong: Skull Island***What's the one thing you couldn't live without:** My daughter**86** ERIK SWOOPE

TE

6-5 • 258 • MIAMI (FL)**NFL EXP:** 2 (2nd Year with Colts)**HOW ACQUIRED:** FA – 2014**BORN:** 5/8/92**GP/GS (POSTSEASON):** 17/4 (0/0)**CAREER TRANSACTIONS:**

- Signed by the Colts to the active roster from the practice squad on December 30, 2015.
- Signed to the Colts practice squad on September 6, 2015.
- Waived by the Colts on September 5, 2015.
- Signed by the Colts to a reserve/future contract on January 19, 2015.
- Signed to the Colts practice squad on September 1, 2014.
- Waived by the Colts on August 30, 2014.
- Signed by the Colts as an undrafted free agent on May 13, 2014.

2016 (COLTS):

- Competed in all 16 games (four starts) for the first time in his career and caught 15 passes for 297 yards (19.8 avg.), a long catch of 45 yards and one touchdown. Also had six special teams tackles.
- Made his first career NFL start at tight end in a Week 2 loss at Denver (9/18). Did not record a catch.
- Recorded his first career NFL reception, a 35-yard gain, which set up a Colts field goal in the fourth quarter of a Week 6 loss at Houston (10/16). Finished the game with two catches for 42 yards.
- Started at tight end in a Week 7 win at Tennessee (10/23) and caught two passes for 51 yards with a long catch of 34 yards.
- Caught two passes for 30 yards starting at tight end in a Week 8 loss against Kansas City (10/30).
- Was on the receiving end of punter Pat McAfee's fake punt pass, which went for a 35-yard gain and led to a touchdown in a Week 12 loss against Pittsburgh (11/24).
- Caught a career-high three passes for 50 yards and one touchdown in a Week 15 victory at Minnesota (12/18). Brought in his first career touchdown on a

SINGLE-GAME HIGHS**REC: 3 at MIN** (12/18/16)**YARDS: 51 at TEN** (10/23/16)**TDS: 1 at MIN** (12/18/16)**LG: 45 at OAK** (12/24/16)**RUSH: 0****YARDS: 0****TDS: 0****LG: 0**

27-yard grab in the second quarter to give the Colts a 17-0 lead. He also contributed with a 16-yard reception on the previous play.

- In a Week 16 loss at Oakland, contributed with a career-long 45-yard reception.

2015 (COLTS):

- Spent the first 15 games of the season on the Colts practice squad.
- Made his NFL debut at tight end and on special teams during the team's Week 17 victory against Tennessee (1/3/16).

2014 (COLTS):

- Spent the entire season on the Colts practice squad.

COLLEGE:

- Was a four-year standout on the University of Miami basketball team.
- Did not play organized football at any level of his athletic career, but his athleticism gave him the chance to make the transition to football similar to the paths of former Colts tight end Marcus Pollard and San Diego Chargers tight end Antonio Gates.
- With the Hurricanes, started 27-of-110 games and totaled 291 career points, 186 rebounds, 37 steals, 31 assists and 25 blocks in 1,190 minutes.

- Connected on 51.9 percent from the field and 57.7 percent from the free throw line.

PERSONAL:

- Attended Harvard-Westlake High School in Studio City, Calif.
- Was named a Mission League Most Valuable Player by the *Los Angeles Daily News*. The paper also referred to him as the “most dominant boys basketball player” in the San Fernando Valley.
- As a senior, averaged 21.8 points, 8.9 rebounds, 1.6 assists and 1.5 blocks per game, converting 71 percent from the foul line.
- Registered 16 games of 20-or-more points, including eight games with 30-plus points.
- Participated in the Colts Day in Schools event.
- Helped construct a new playground as part of the 2016 Colts PLAY 60 playground build event.
- Distributed Thanksgiving meals in 2016 as part of the team’s Hunger Relief effort.
- Son of Gerald and Denise Swoope. Has an older brother, Devin.
- A native of Lake Elsinore, Calif.

BASKETBALL BACKGROUND

Swoope was a four-year standout on the University of Miami basketball team and had not played any organized football prior to his rookie season in 2014. With the Hurricanes, he started 27 games and totaled 291 career points, 186 rebounds, 37 steals, 31 assists and 25 blocks in 1,190 minutes.



CAREER REGULAR SEASON STATISTICS

Year	GP	GS	No.	Yards	RECEIVING			RUSHING				
					Avg.	LG	TD	No.	Yards	Avg.	LG	TD
2016 IND	16	4	15	297	19.8	45	1	0	0	0.0	0	0
2015 IND	1	0	0	0	0.0	0	0	0	0	0.0	0	0
2014 IND	PRACTICE SQUAD											
TOTAL	17	4	15	297	19.8	45	1	0	0	0.0	0	0

SPECIAL TEAMS TACKLES: 6 (2016 - 6)

GETTING TO KNOW ERIK SWOOPE

Favorite team and/or athlete outside of football:

Los Angeles Lakers and Kobe Bryant

Favorite musician and/or song: G-Eazy feat. E-40 – “Far Alone”

Hobbies outside of football: Yoga

What is something interesting about you that most people may not know: I used to compete in dog shows with my aunt

Favorite food: Baked brie from Perricone’s in Miami, Fla.

Favorite vacation spot: I dream to one day go to the Maldives

If you could have lunch with three people, living or dead, who would they be: Kobe Bryant, Erykah Badu and Dave Chappelle

Favorite movie: *Pulp Fiction*

What’s the one thing you couldn’t live without: Trader Joe’s

ADMINISTRATION

COACHING STAFF

FOOTBALL OPERATIONS

BUSINESS OPERATIONS

PLAYERS

2016 SEASON IN REVIEW

COLTS HISTORY

RECORDS

COLTS IN THE COMMUNITY



ADMINISTRATION

COACHING
STAFFFOOTBALL
OPERATIONSBUSINESS
OPERATIONS

PLAYERS

2016 SEASON
IN REVIEW

COLTS HISTORY

RECORDS

COLTS IN THE
COMMUNITY**16**
QB**SCOTT TOLZIEN****6-2 • 215 • WISCONSIN****NFL EXP:** 7 (2nd Year with Colts)**HOW ACQUIRED:** UFA – 2016 (GB)**BORN:** 9/4/87**GP/GS (POSTSEASON):** 9/3 (0/0)**CAREER TRANSACTIONS:**

- Signed by the Colts as an unrestricted free agent on March 11, 2016.
- Signed by the Green Bay Packers to the active roster from the practice squad on November 6, 2013.
- Signed to the Packers practice squad on September 2, 2013.
- Released by the San Francisco 49ers on August 26, 2013.
- Claimed off waivers (San Diego) by the 49ers on September 4, 2011.
- Released by the San Diego Chargers on September 3, 2011.
- Signed by the Chargers as an undrafted free agent on July 26, 2011.

2016 (COLTS):

- Saw action in three contests (one start) and completed 23-of-37 passes for 216 yards, one touchdown and two interceptions for a 64.7 passer rating. Was active, but did not play in 13 other contests.
- Started his third career game under center and his first since a Nov. 24, 2013 tie against Minnesota as a member of the Green Bay Packers in a Week 12 loss against Pittsburgh (11/24). Completed 22-of-36 passes for 205 yards, one touchdown and one interception for a 62.8 passer rating. Cut the Steelers lead to 14-7 with his five-yard touchdown pass to Donte Moncrief in the second quarter. It was his second career touchdown and his first since Nov. 10, 2013 as a member of the Packers.
- In a Week 13 victory at the New York Jets (12/5), entered the game in the fourth quarter and completed one pass for 11 yards. Also added three rushes.
- Saw action in a Week 15 victory at Minnesota (12/18), but did not throw a pass.

2015 (PACKERS):

- Saw limited action in three games while serving as the team's backup quarterback in all 16 contests.
- Completed his lone pass attempt of the season to tight end Andrew Quarless for four yards during the fourth quarter of a Week 16 loss at Arizona (12/27).

SINGLE-GAME HIGHS**ATT: 39 vs. PHI** (11/10/13)**COMP: 24, two times** (Last: at NYG 11/17/13)**YARDS: 339 at NYG** (11/17/13)**TDS: 1, two times** (Last: vs. PIT 11/24/16)**LG: 52 at NYG** (11/17/13)**RATING: 83.3 at ARZ** (12/27/15)**RUSH: 3, two times** (Last: at NYJ 12/5/16)**YARDS: 25 vs. MIN** (11/24/13)**TDS: 1 vs. MIN** (11/24/13)**LG: 19, two times** (Last: vs. MIN 11/24/13)**2014 (PACKERS):**

- Spent the entire season on the active roster, but was inactive for the season's first 15 games.
- Was active, but did not see action during the team's regular season finale and two postseason contests.

2013 (PACKERS):

- Spent the first nine weeks of the season on the practice squad before being promoted to the active roster and appearing in three games (two starts). Completed 55-of-90 passes for 717 yards and one touchdown and added five carries for 55 yards and one touchdown on the ground.
- In a Week 10 loss against Philadelphia (11/10), came off the bench early in the game to replace injured backup quarterback Seneca Wallace. Completed 24-of-39 passes for 280 yards, one touchdown and two interceptions.
- Earned his first career NFL start in a Week 11 loss at the New York Giants (11/17), completing 24-of-34 passes for 339 yards and three interceptions. His 339 yards were the most by a Packers quarterback in his first start, passing Mike Tomczak's previous mark of 317. Brought his two-game total up to 619 passing yards, the most by a quarterback in his first two games in Green Bay history and fourth-most in NFL history.
- Started at quarterback in a Week 12 tie against Minnesota (11/24) and connected on 7-of-17 pass attempts for 98 yards while adding two rushes for 25 yards and a score. The rushing touchdown was the first of his career.

2012 (49ERS):

- Dressed but did not play in three regular season games and was inactive for the remaining 13 regular season contests and all three postseason games, including Super Bowl XLVII.

2011 (49ERS):

- Was inactive for all 16 regular season games and both postseason contests.

COLLEGE:

- Attended the University of Wisconsin, appearing in 29 games (26 starts) and completing 410-of-602 passes for 5,271 yards, 32 touchdowns and 18 interceptions.
- Holds school records for completion percentage (.681) and career quarterback efficiency rating (153.2). Ranks fourth with 5,271 passing yards and 410 completions. Ranks sixth with 32 passing touchdowns and ranks seventh with 5,262 yards of total offense and 602 pass attempts.
- As a redshirt senior, connected on 194-of-266 passes for 2,459 yards, 16 touchdowns and six interceptions leading the Badgers to a Big Ten Championship and a Rose Bowl appearance.
- Took home the Johnny Unitas Golden Arm Award and was named a Second Team All-Big Ten selection (coaches), Honorable Mention All-Big Ten choice (media) and an Academic All-Big Ten selection following his senior season in 2010.
- In his first full season as a starter in 2009, set the school record for completions in a season with

211 on 328 attempts while tallying 2,705 yards, 16 touchdowns, 11 interceptions and two rushing touchdowns.

- Tied the single-game school record with five touchdowns (four passing, one rushing) against Michigan on Nov. 14, 2009.
- Was named an Honorable Mention All-Big Ten choice (coaches) along with Academic All-Big Ten and Big Ten Distinguished Scholar accolades.
- Received the UW Wayne Souza (offense) Coaches' Appreciation Award.
- As a redshirt sophomore, appeared in three games completing 5-of-8 passes for 107 yards and one interception.

PERSONAL:

- Attended William Fremd High School in Palatine, Ill.
- Passed for 4,145 yards and 40 touchdowns and was twice named to the all-conference and all-academic teams.
- Was named conference player of the year and an academic all-state selection as a senior.
- Lettered in football, basketball, baseball and track.
- Visited Riley Hospital during the holidays in 2016 and sang carols and distributed gifts to patients.
- Has two brothers, both of which played football collegiately. His older brother, Michael, played football and boxed at Air Force and his younger brother, Mark, played quarterback at Holy Cross.
- His uncle, Mike Korf, played college football at Tulane.
- Born in Rolling Meadows, Ill.

CAREER REGULAR SEASON STATISTICS

Year	PASSING									RUSHING					
	GP	GS	Att.	Comp.	Yards	Pct.	Yds/Att.	TD	INT	LG	No.	Yards	Avg.	LG	TD
2016 IND	3	1	37	23	216	62.2%	5.8	1	2	32	6	3	0.5	5	0
2015 GB	3	0	1	1	4	100.0%	4.0	0	0	4	3	-3	-1.0	0	0
2014 GB	0	0	0	0	0	0.0%	0.0	0	0	0	0	0	0.0	0	0
2013 GB	3	2	90	55	717	61.1%	8.0	1	5	52	5	55	11.0	19	1
2012 SF	0	0	0	0	0	0.0%	0.0	0	0	0	0	0	0.0	0	0
2011 SF	0	0	0	0	0	0.0%	0.0	0	0	0	0	0	0.0	0	0
TOTAL	9	3	128	79	937	61.7%	7.3	2	7	52	14	55	3.9	19	1

GETTING TO KNOW SCOTT TOLZIEN

Favorite team and/or athlete outside of football:

Chicago Blackhawks and Jonathan Toews

Favorite musician and/or song:

Jimmy Buffett

Hobbies outside of football:

Golf and traveling

Favorite food:

Peanut butter

Favorite vacation spot:

Any lake house

What's the one thing you couldn't live without:

GPS



ADMINISTRATION

COACHING
STAFFFOOTBALL
OPERATIONSBUSINESS
OPERATIONS

PLAYERS

2016 SEASON
IN REVIEW

COLTS HISTORY

RECORDS

COLTS IN THE
COMMUNITY**33**
RB**ROBERT TURBIN****5-10 • 216 • UTAH STATE****NFL EXP:** 6 (2nd Year with Colts)**HOW ACQUIRED:** UFA – 2016 (DAL)**BORN:** 12/2/89**GP/GS (POSTSEASON):** 73/3 (8/0)**CAREER TRANSACTIONS:**

- Signed by the Colts as an unrestricted free agent on March 16, 2016.
- Signed by the Dallas Cowboys as a free agent on November 18, 2015.
- Released by the Cleveland Browns on November 10, 2015.
- Claimed off waivers (Seattle) by the Browns on September 10, 2015.
- Released by the Seattle Seahawks on September 9, 2015.
- Selected by the Seahawks in the fourth round (106th overall) of the 2012 NFL Draft.

2016 (COLTS):

- Competed in 15 games and posted 47 carries for 164 yards and seven touchdowns while adding 26 receptions for 179 yards and one touchdown. His eight total touchdowns established a new career single season-high.
- Totaled three carries for 10 yards and one touchdown in a Week 2 loss at Denver (9/18). Scored his first touchdown as a member of the Colts and the second rushing touchdown of his career on the team's opening possession of the third quarter. The touchdown tied the game 13-13.
- In a Week 3 win against San Diego (9/25), rushed for nine yards and added a third quarter touchdown. The score marked the first time in his career he posted rushing touchdowns in back-to-back games. Also added one special teams tackle.
- Posted two carries for four yards and one touchdown in a Week 11 victory against Tennessee (11/20). Gave the Colts a 7-0 lead with his one-yard touchdown run on the team's opening possession of the game.
- Contributed with six carries for 16 yards and one touchdown in a Week 13 victory at the New York Jets (12/5). Logged his fourth rushing touchdown of the season on a five-yard rush in the fourth quarter to give Indianapolis a 41-3 advantage. Also added one special teams tackle.
- Finished with seven carries for 32 yards and two touchdowns while adding two catches for 22 yards in a Week 15 victory at Minnesota (12/18). Gave the Colts a 10-0 lead with his one-yard touchdown run in the first quarter. Posted his second rushing touchdown of the game on a six-yard score in the

SINGLE-GAME HIGHS**ATT: 20 vs. ARZ** (12/9/12)**YARDS: 108 vs. ARZ** (12/9/12)**TDS: 2 at MIN** (12/18/16)**LG: 26 vs. ARZ** (12/9/12)**REC: 4, two times** (Last: vs. HOU 12/11/16)**YARDS: 47, two times** (Last: at SF 11/27/14)**TDS: 1, three times** (Last: at OAK 12/24/16)**LG: 34 at SF** (11/27/14)

- second quarter to give the Colts a 24-0 advantage. It was the first multiple touchdown game of his career.
- In a Week 16 loss at Oakland (12/24), posted six carries for 18 yards and added two catches for 11 yards and one touchdown. Caught a three-yard touchdown at the 5:18 mark in the second quarter to cut Oakland's lead to 33-14. It was his first receiving touchdown of the season, giving him seven total touchdowns on the year.

2015 (BROWNS/COWBOYS):

- Appeared in three games as a member of the Cleveland Browns and totaled 60 yards on 18 rushes.
- Saw action in the final seven games of the season with the Dallas Cowboys after being signed prior to Week 11. Compiled 139 yards on 32 rushes and added one touchdown.
- In a Week 14 loss at Green Bay (12/13), tallied seven carries for 51 yards and his first career rushing touchdown.

2014 (SEAHAWKS):

- Saw action in all 16 games (three starts) and totaled 74 carries for 310 yards and added 16 receptions for 186 yards and two touchdowns.
- In a Week 2 loss at San Diego (9/14), had two rushes for seven yards and two receptions for 35 yards and one touchdown. The touchdown was the first of his career.
- Totaled four carries for eight yards and two receptions for a career-high tying 47 yards and one touchdown in a Week 13 victory at San Francisco (11/27).
- Posted two carries for 21 yards in a Super Bowl XLVIII loss to New England (2/1/15).

2013 (SEAHAWKS):

- Played in all 16 regular season games and all three

postseason games, compiling 77 rushes for 264 yards and eight receptions for 60 yards.

- Tallied a season-high 37 yards on eight carries in a Week 9 overtime victory against Tampa Bay (11/3).
- Notched nine carries for 25 yards in a Super Bowl XLVIII victory against Denver (2/2/14).

2012 (SEAHAWKS):

- Appeared in all 16 games and rushed for 354 yards on 80 carries while adding 19 receptions for 181 yards.
- Recorded his first career 100-yard rushing performance with a career-high 20 carries and 108 yards in a Week 14 victory against Arizona (12/9).

COLLEGE:

- Attended Utah State and appeared in 38 games (30 starts), finishing his collegiate career with 565 carries for 3,315 yards and 40 touchdowns while adding 67 receptions for 845 yards and 11 touchdowns.
- Set school records for the most career touchdowns (51), most career points (308) and most 100-yard games (16).
- As a senior in 2011, totaled 249 carries for 1,538 yards (third-most in school history) and 19 touchdowns while setting the program's single-season record with 138 points scored.
- Missed his junior season due to injury.
- In 2009, appeared in all 12 games making 11 starts and totaling 207 carries for 1,296 yards and 13 touchdowns.

CAREER REGULAR SEASON STATISTICS

Year	GP	GS	RUSHING					RECEIVING				
			No.	Yards	Avg.	LG	TD	No.	Yards	Avg.	LG	TD
2016 IND	15	0	47	164	3.5	18	7	26	179	6.9	19	1
2015 CLE/DAL	10	0	50	199	4.0	22	1	7	23	3.3	15	0
2014 SEA	16	3	74	310	4.2	17	0	16	186	11.6	34	2
2013 SEA	16	0	77	264	3.4	15	0	8	60	7.5	19	0
2012 SEA	16	0	80	354	4.4	26	0	19	181	9.5	20	0
TOTAL	73	3	328	1,291	3.9	26	8	76	629	8.3	34	3

CAREER REGULAR SEASON RETURN STATISTICS

Year	GP	GS	PR	FC	Yards	Avg.	LG	TD	KR	Yards	Avg.	LG	TD
2013 SEA	16	0	0	0	0	0.0	0	0	8	177	22.1	27	0
TOTAL	16	0	0	0	0	0.0	0	0	8	177	22.1	27	0

CAREER POSTSEASON STATISTICS

Year	GP	GS	RUSHING					RECEIVING				
			No.	Yards	Avg.	LG	TD	No.	Yards	Avg.	LG	TD
2014 SEA	3	0	11	48	4.4	19	0	1	-2	-2.0	-2	0
2013 SEA	3	0	14	40	2.9	6	0	1	9	9.0	9	0
2012 SEA	2	0	12	40	3.3	7	0	3	43	14.3	30	0
TOTAL	8	0	37	128	3.5	19	0	5	50	10.0	30	0

SPECIAL TEAMS TACKLES: 1 (2016 - 1)

- Holds the school record for longest rushing touchdown in Aggies history with his 96-yard score in the season opener against Utah (9/3).
- Tied the school record with five touchdowns in the season finale against Idaho (11/28).
- Appeared in all 12 games earning six starts as a redshirt freshman in 2008, tallying 106 carries for 485 rushing yards and eight touchdowns adding 20 receptions for 256 yards and two touchdowns.
- In 2007, appeared in only one game before being granted a medical redshirt due to a foot injury. Totaled 17 yards on three carries in his lone appearance against Oklahoma (9/15).

PERSONAL:

- Attended Irvington High School in Fremont, Calif.
- Lettered in football, basketball and track in high school.
- Earned all-league first team honors as a tailback totaling 1,232 rushing yards and 14 touchdowns as a senior.
- Named the league's Defensive Player of the Year and received all-league honors as a defensive back totaling six interceptions during his senior season.
- Made a donation to the Runnin4U Foundation and hosted Robert Turbin Football Academies for the foundation in 2016.
- Majored in sociology and minored in business at Utah State.
- Born in Oakland, Calif.

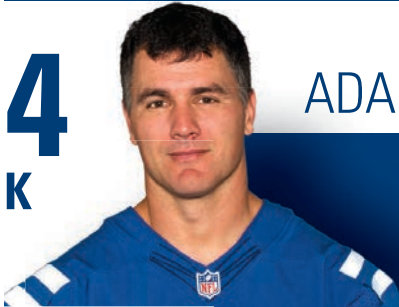


ADMINISTRATION
COACHING STAFF
FOOTBALL OPERATIONS
BUSINESS OPERATIONS
PLAYERS
2016 SEASON IN REVIEW
COLTS HISTORY
RECORDS
COLTS IN THE COMMUNITY

GETTING TO KNOW ROBERT TURBIN

Favorite team and/or athlete outside of football: Los Angeles Lakers and Michael Jordan
Favorite musician and/or song: My dad who plays the piano
Hobbies outside of football: Basketball and music, specifically drums and piano
Favorite food: Steak

Favorite vacation spot: Europe or the Bahamas
If you could have lunch with three people, living or dead, who would they be: Michael Jordan, Kobe Bryant and Mike Epps
Favorite movie: *Love & Basketball*
What's the one thing you couldn't live without: Football

4
K

ADAM VINATIERI

PRO BOWL
3 (2002, 04, 14)

6-0 • 212 • SOUTH DAKOTA STATE

NFL EXP: 22 (12th Year with Colts)

HOW ACQUIRED: UFA – 2006 (NE)

BORN: 12/28/72

GP/GS (POSTSEASON): 322/0 (30/0)

CAREER TRANSACTIONS:

- Signed by the Colts as an unrestricted free agent on March 22, 2006.
- Signed as a free agent by the New England Patriots on June 28, 1996.
- Originally signed as a free agent with Amsterdam of the World League in 1996.

PRO CAREER:

- Selected to three Pro Bowls in 2002, 2004 and 2014.
- A three-time Associated Press NFL All-Pro team selection (2002, 2004 and 2014). In 2014, joined Pat McAfee as just the fourth punter-kicker duo from the same team to both earn recognition in the same season.
- Named to the 2014 PFWA All-NFL Team.
- Was selected to the "Super Bowl 50 Golden Team" chosen by the Pro Football Hall of Fame Board of Selectors. Was the only unanimous selection.
- Has hit two last-minute game-winning field goals in the Super Bowl (Super Bowl XXXVI vs. St. Louis on Feb. 3, 2002 and Super Bowl XXXVIII vs. Carolina on Feb. 1, 2004) and has been part of four Super Bowl Championship teams including Super Bowl XXXVI, Super Bowl XXXVIII, Super Bowl XXXIX and Super Bowl XLI.
- Is the only kicker in NFL history to record successful field goals in four Super Bowls (XXXVI, XXXVIII, XXXIX and XLI) and is the only kicker in league history to have played in five Super Bowls.
- Became the seventh player in NFL history to reach 2,000 career points.
- Has been part of an NFL record 221 victories (regular season and playoffs). Joined George Blanda (209) and Gary Anderson (201) as the only players to reach 200 regular season wins.
- Has converted 530-of-629 career field goals for an 84.3 percentage, which currently ranks 12th all-time

SINGLE-GAME HIGHS

FGA: 6 vs. JAX (9/22/96)
FGM: 5, four times (Last: vs. CHI 10/9/16)
LG: 57 at CHI (11/10/02)
PTS: 17, two times (Last: vs. CHI 10/9/16)
XPM: 7 vs. WAS (11/30/14)
XPA: 7 vs. WAS (11/30/14)
KO: 9 at NYJ (9/15/02)
TB: 5 at DEN (10/29/06)

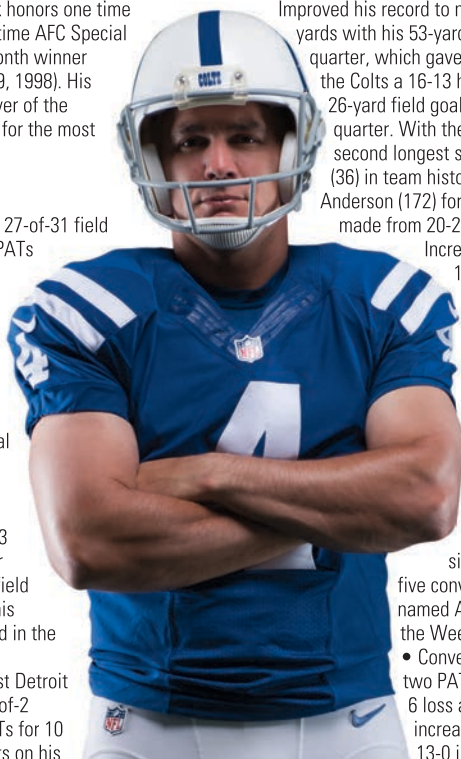
in the NFL.

- Has totaled 2,378 career points (including one two-point conversion), which ranks third in league annals and first among active players in the NFL.
- Set an NFL record with 44 consecutive field goals made from 2015-16.
- Has totaled 19 100-plus point seasons (1996-2008, 2010, 2012-16), which is an NFL record. He surpassed Jason Elam's previous record of 16 in 2014.
- Led the NFL in field goal percentage and points scored in 2004 having converted 31-of-33 field goals (93.9 percent) and all 48 PATs for 141 points. His 31 field goals tied a career-high which he originally set in 1998. Also led the league in field goal percentage in 2010 (92.9) and 2014 (96.8).
- In his career, is responsible for 26 game-winning field goals in the final minute of the fourth quarter or overtime.
- Became the franchise's all-time leading scorer and topped 1,000 points with the Colts after a 10-point game against Jacksonville on Oct. 4, 2015.
- Split the uprights on a career-best 57-yard field goal at Chicago on Nov. 10, 2002.
- Set a then-NFL postseason record with his 30th game played (Jerry Rice, 29) in Indianapolis' AFC Championship Game appearance at New England on Jan. 18, 2015.

- Holds NFL postseason records with 56 field goals made, 68 field goal attempts, 234 career points, 30 consecutive games scoring, 49 seasonal points and is tied for the most field goals made in a postseason game with five (vs. Indianapolis, 1/18/04 and at Baltimore, 1/13/06).
- Set a new team record for the longest field goal in postseason history with a 53-yard conversion in the fourth quarter of an AFC Wild Card Playoff win against Cincinnati (1/4/15).
- Scored at least one point in 177 consecutive regular season games. The streak dated back to Sept. 14, 2003 against Philadelphia and ended on Sept. 13, 2015 at Buffalo.
- Became the first player in NFL history to record 1,000 points with two different teams (New England) and 200 field goals made with two different teams.
- Against San Diego on Oct. 14, 2013, converted two field goals of 50-plus yards (50 and 51) in a single game for the first time in his career. Accomplished the feat again on Oct. 9, 2016 with 54-yard and 53-yard conversions against Chicago.
- Tied an NFL record for successful field goals made from 40-49 yards (four) in a single game during a Dec. 1, 2013 win against Tennessee.
- Has earned AFC Special Teams Player of the Week honors on 16 occasions (most in NFL history), NFL Player of the Week honors one time (playoffs) and is a five-time AFC Special Teams Player of the Month winner (2016, 2015, 2004, 1999, 1998). His five Special Teams Player of the Month awards are tied for the most in NFL history.

2016 (COLTS):

- In 16 games, converted 27-of-31 field goals (87.1) and all 44 PATs for 125 points. Tied for the seventh highest point total in Colts history with 125 and established an NFL record 44 consecutive field goals made.
- Was named AFC Special Teams Player of the Month (October) after converting all 12 field goal attempts and all 13 extra point attempts for 49 total points. His 12 field goals led the NFL and his 49 points ranked second in the league during October.
- In a Week 1 loss against Detroit (9/11), connected on 2-of-2 field goals and four PATs for 10 points. Split the uprights on his



first field goal attempt of the season from 50 yards. With the conversion, he moved into eighth place all-time in NFL history in field goals made from 50-plus yards. Added his second field goal of the day from 40 yards in the fourth quarter to cut Detroit's lead to 28-21. It was Vinatieri's 600th career field goal attempt as he became the fifth kicker in NFL history to reach that plateau.

- Connected on 2-of-2 field goal attempts and two PATs for eight points in a Week 2 loss at Denver (9/18). With 2:43 remaining in the second quarter, he converted a 52-yard field goal to cut Denver's lead to 10-6. It was his second make from 50-plus yards on the year. He passed Jason Hanson for the fourth-most field goal attempts in NFL history.
- In a Week 3 win against San Diego (9/25), converted 2-of-2 field goal attempts and two PATs for eight points.
- Converted 2-of-2 field goals and three PATs for nine points in a Week 4 loss at Jacksonville (10/2).
- In a Week 5 victory against Chicago (10/9), converted 5-of-5 field goal attempts and two PATs for 17 points against the Bears. Tied his single-game career-high with five field goals and tied his single-game career-high in points (17). With his successful kick from 54 yards in the first quarter, set a new Colts record for the most consecutive field goals made from 50-plus yards in team history with eight. Improved his record to nine-straight kicks of 50-plus yards with his 53-yard conversion in the second quarter, which gave the Colts a 13-6 lead. Gave the Colts a 16-13 halftime advantage with his 26-yard field goal at the end of the second quarter. With the kick, he compiled the second longest streak of field goals made (36) in team history. He also passed Gary Anderson (172) for the second most field goals made from 20-29 yards in league history.

Increased the team's lead to 19-13 with his 41-yard field goal at the 5:52 mark in the third quarter. On the kick, passed Matt Stover (36) for the third-longest streak of consecutive field goals made in NFL history. With his 46-yard field goal with 2:28 remaining in the fourth quarter, gave the Colts a two-possession lead and tied single-game career highs with five conversions and 17 points. Was named AFC Special Teams Player of the Week for his performance.

- Converted 3-of-3 field goals and two PATs for 11 points in a Week 6 loss at Houston (10/16). He increased Indianapolis' lead to 13-0 in the second quarter when



he converted from 37 yards. On the kick, he tied the second longest streak of consecutive field goals made in NFL history (40, Gary Anderson). Put the Colts ahead 23-9 with his 36-yard field goal at the 7:04 mark of the fourth quarter. With the kick, he established the second longest streak of consecutive field goals made in NFL history with 41.

- In a Week 7 win at Tennessee (10/23), converted 2-of-2 field goal attempts and four PATs for 10 points. With two field goals made, set a new NFL record and franchise record for the most consecutive field goals converted. He topped Mike Vanderjagt's previous mark of 42 set from 2002-04. With his 28-yard field goal in the second quarter, gave the Colts a 17-6 lead and tied Morten Andersen (176) for the most made from 20-29 yards in NFL history.
- Split the uprights on both extra point attempts in a Week 8 loss against Kansas City (10/30).
- In a Week 9 win at Green Bay (11/6), converted one field goal and four PATs for seven points against the Packers. With one field goal made, improved his current NFL record for the most consecutive field goals converted to 44. Gave the Colts a 17-10 lead in the second quarter with his 28-yard conversion at the 12:05 mark. With the kick, he tied Morten Andersen (176) for the most field goals made from 20-29 yards in NFL history. It was also the first field goal he has made at Lambeau Field in his career. He has converted at least one field goal in 41 different stadiums.
- Converted 1-of-2 field goal attempts and three PATs for six points in a Week 11 victory against Tennessee (11/20). Missed his first field goal of the season from 42 yards and ended his streak of consecutive field goals made (44), which is an NFL record. Split the uprights from 49 yards in the fourth quarter to give the Colts a 24-17 lead. With the kick, he passed Morten Andersen (147) for the second most field goals made from 40-49 yards in NFL history.
- In a Week 12 loss against Pittsburgh (11/24), converted one extra point attempt and missed a 52-yard field goal.
- Converted two field goals and five PATs for 11 points in a Week 13 victory at the New York Jets (12/5). Gave the Colts a 17-3 lead with his 53-yard field goal in the second quarter. The conversion marked his sixth field goal of 50-plus yards on seven attempts this season.
- In a Week 14 loss against Houston (12/11) converted 1-of-2 field goals and both PAT attempts for five points. With five points, topped 100 points for the year and extended his current NFL record to 19 seasons reaching the plateau. He also set a new Colts record with nine seasons reaching 100-plus points.
- Converted two field goals and four PATs for 10 points in a Week 15 victory at Minnesota (12/18). With the Colts win, he posted his 200th career regular season win joining George Blanda (209)

QUICK HITS

Vinatieri holds 2,378 career points which ranks third in NFL history. He surpassed Jason Hanson for the third spot in Week 3 of the 2015 season.

Became the franchise's all-time leading scorer and topped 1,000 points with the Colts after a 10-point game against Jacksonville on Oct. 4, 2015.

In 2016, Vinatieri recorded his 19th 100-plus point season (1996-2008, 2010, 2012-16), which improved his NFL record. He surpassed Jason Elam's previous mark of 16 in 2014.

Set an NFL record with 44 consecutive field goals made from 2015-16.

Vinatieri has hit two last-minute game-winning field goals in the Super Bowl (Super Bowl XXXVI vs. St. Louis on Feb. 3, 2002 and Super Bowl XXXVIII vs. Carolina on Feb. 1, 2004) and has been part of four Super Bowl Championship teams including Super Bowl XXXVI, Super Bowl XXXVIII, Super Bowl XXXIX and Super Bowl XLI. He is the only kicker in NFL history to record field goals in four Super Bowls (XXXVI, XXXVIII, XXXIX and XLI) and is the only kicker in league history to have played in five Super Bowls.

Became the first player in NFL history to record 1,000 points with two different teams (New England) and 200 field goals made with two different teams.

and Gary Anderson (201) as the only players to accomplish that feat in NFL history.

- In a Week 16 loss at Oakland (12/24), converted a 42-yard field goal and two PATs for five points.
- Converted a 45-yard field goal and three PATs for six points in a Week 17 victory against Jacksonville (1/1/17). Tied Gary Anderson (201) for the second most career regular season wins in NFL history. Finished the year with 125 points, which tied for the seventh most for a season in Colts history.

2015 (COLTS):

- Converted 25-of-27 field goals and 32-of-35 extra points for 107 points on the season. Ended the regular season with a streak of 25 consecutive field goals made and was perfect in field goals from 30-39 yards and 40-49 yards. His 92.6 field goal percentage was his fourth-highest total for a single season.
- Was named AFC Special Teams Player of the Month (November) after connecting on all 11 field goal attempts and adding 9-of-10 PATs for 42 points. He also provided his 26th career game-winning field goal in a Week 11 victory at Atlanta.
- Missed one field goal and did not record an extra point attempt in a Week 1 loss against Buffalo. The contest ended a streak of 177 consecutive games

with at least one point scored.

- In a Week 2 loss against the New York Jets (9/21), notched one extra point and passed Mike Vanderjagt for the most extra point attempts in Colts history.
- Converted 5-of-5 extra points in a Week 3 victory at Tennessee (9/27). With five points, he passed Jason Hanson (2,150) for the third-most points scored in NFL history. With his first extra point of the game in the first quarter, he passed Mike Vanderjagt for the most extra points made in Colts history.
- In a Week 4 win against Jacksonville (10/4), converted 3-of-3 field goals and one extra point against the Jaguars for 10 points. His 27-yard field goal in overtime was his 25th career game-winning field goal. On the overtime winner, he also surpassed Mike Vanderjagt for the most field goals made in Colts history. Vinatieri converted a 54-yard field goal in the first quarter to give the Colts a 3-0 lead. The field goal tied the third-longest for Vinatieri in the regular season and was his longest since Nov. 10, 2002 at Chicago (57 yards). Following the 54-yard conversion, Vinatieri passed Mike Vanderjagt for the most points scored in Colts history. He also passed John Carney (478) for the fourth-most field goals made in NFL history. Vinatieri tied the game with a 32-yard field goal in the fourth quarter and became the first player in NFL history to eclipse 1,000 points with two different teams (New England).
- Converted 2-of-2 field goal attempts and three extra points for nine points against the Texans. He appeared in his 295th career regular season game, which tied Darrell Green for the 12th-most all-time in NFL history. Added his first field goal of the game from 48 yards in the first quarter to give the Colts a 3-0 lead. He split the uprights from 42 yards in the second quarter to increase the lead to 13-0.
- In a Week 6 loss against New England (10/18), split the uprights on 3-of-4 extra points, appearing in his 296th career regular season game, which tied Bruce Matthews for the 11th-most all-time in NFL history. Had one extra point blocked at the end of the game, which ended a streak of 209 consecutive PATs made dating back to 2010.
- In a Week 7 loss against New Orleans (10/25), converted 3-of-3 extra points against the Saints appearing in his 297th career regular season game, which tied Matt Stover for the 10th-most all-time in NFL history.
- Converted 4-of-4 field goal attempts and two PATs for 14 points in a Week 8 overtime loss at Carolina (11/2) in his 298th career regular season game. Tacked on Indianapolis' first points of the game with a 47-yard field goal at the 10:24 mark in the second quarter and added a 34-yard conversion in the same quarter to cut Carolina's lead to 10-6. He then split the uprights on a 24-yard attempt as time expired in regulation and added a 50-yard conversion in overtime. With his 50-yard field goal in overtime, Vinatieri broke a tie with Jason Elam and Jason

QUICK HITS

Vinatieri holds several career NFL postseason records, including points scored and field goals made.

MOST CONSECUTIVE GAMES SCORING IN POSTSEASON, NFL HISTORY

Player	Years	Games
Adam Vinatieri	1996-2014	30
David Akers	1998-2013	24
Stephen Gostkowski	2006-2016	22

MOST CONSECUTIVE GAMES SCORING FIELD GOALS IN POSTSEASON, NFL HISTORY

Player	Years	Games
Adam Vinatieri	2005-2014	13
Tony Fritsch	1972-1979	13
Adam Vinatieri	1997-2004	12
Jason Elam	1997-2008	11

MOST CAREER POINTS SCORED IN POSTSEASON, NFL HISTORY

Player	Years	Points
Adam Vinatieri	1996-2014	234
David Akers	1998-2013	175
Stephen Gostkowski	2006-2016	160

MOST CAREER FIELD GOALS MADE IN POSTSEASON, NFL HISTORY

Player	Years	FGM
Adam Vinatieri	1996-2014	56
David Akers	1998-2013	39
Gary Anderson	1982-2004	34

MOST CAREER FIELD GOAL ATTEMPTS IN POSTSEASON, NFL HISTORY

Player	Years	FGA
Adam Vinatieri	1996-2014	68
David Akers	1998-2013	47
Gary Anderson	1982-2004	40

Vinatieri is a three-time Associated Press NFL All-Pro team selection (2002, 2004 and 2014). In 2014, he joined Pat McAfee as just the fourth punter-kicker duo from the same team to both earn recognition in the same season.

- Hanson for the most overtime field goals made in NFL history with 10.
- In a Week 9 victory against Denver (11/8), converted 2-of-2 field goals and all three PATs for nine points. Notched a 43-yard field goal in the first quarter to give Indianapolis a 10-0 lead. On the kick, he passed Jason Hanson (136) for the third-most field goals made from 40-49 yards in NFL history. Split the uprights on a 55-yard field goal in the fourth quarter to give the Colts a 27-24 lead. The field goal was his longest as a member of the Colts tied for the second longest of his career and tied for the third longest in Colts history.
- Converted his lone field goal attempt and added 3-of-3 PATs for six points in a Week 11 win at Atlanta (11/22). He appeared in his 300th career



ADMINISTRATION

COACHING
STAFFFOOTBALL
OPERATIONSBUSINESS
OPERATIONS

PLAYERS

2016 SEASON
IN REVIEW

COLTS HISTORY

RECORDS

COLTS IN THE
COMMUNITY

regular season game. Converted a 43-yard field goal with 52 seconds remaining in the fourth quarter to mark his 26th career game-winning kick in the fourth quarter or overtime.

- In a Week 12 victory against Tampa Bay (11/29), split the uprights on 4-of-4 field goals and one PAT for 13 points against the Buccaneers. He appeared in his 301st career regular season game, which tied John Kasay for the ninth most all-time in NFL history. Gave the Colts a 3-0 lead after splitting the uprights on a 49-yard attempt on the team's opening offensive possession. Added his second field goal from 27 yards in the second quarter to give the Colts a 6-3 lead. On the team's first possession of the second half, tallied a 26-yard field goal to cut Tampa Bay's lead to 12-9. On the kick, he passed John Carney (168) for the fourth-most field goals made from 20-29 yards in NFL history. Added his fourth field goal of the game when he split the uprights from 44 yards, giving the Colts a 19-12 lead. It marked the 19th time in his career that he finished a game with four or more field goals.
- Converted one field goal and one extra point in a Week 13 loss at Pittsburgh (12/6). Appeared in his 302nd career regular season game, with tied for the seventh-most all-time in NFL history with Brett Favre and John Carney. Gave the Colts a 3-0 lead with his 35-yard field goal in the first quarter.
- In a Week 14 loss at Jacksonville (12/13), converted 3-of-3 field goals and one PAT for 10 points. Appeared in his 303rd career regular season game, which tied Jerry Rice for the sixth-most all-time in NFL history. Tied the game at 3-3 with his 25-yard field goal in the first quarter. On the kick, he passed Jason Hanson (495) for the third-most field goals made in NFL history. Split the uprights on his second field goal of the game from 21 yards to give the Colts a 6-3 lead in the second quarter. On the kick, he passed John Carney (168) for the fourth-most field goals made from 20-29 yards in NFL history. Added his third field goal of the game (32 yards), to cut Jacksonville's lead to 23-16 in the third quarter.
- Converted his lone field goal and PAT attempts for four points in a Week 15 loss against Houston (12/20). He appeared in his 304th career regular season game, which passed Jerry Rice for the sixth-most all-time in NFL history. Split the uprights on a 29-yard field goal in the second quarter to give the Colts a 10-0 lead.
- In a Week 16 win at Miami (12/27), converted his lone field goal and 1-of-2 PAT attempts for four points against the Dolphins. With his 38-yard field goal in the fourth quarter, became the third kicker in NFL history to record 500 career field goals.
- Converted 3-of-3 field goals and three PATs for 12 points in a Week 17 win against Tennessee (1/3/16). He finished the season perfect in field goals from 30-39 yards (6-of-6) and 40-49 yards (8-of-8). Ended the season having split the uprights on his last 25 field goals dating back to a Week 4 contest against Jacksonville.

CLUTCH PERFORMER

Vinatieri is responsible for three of the most memorable kicks in NFL history. He hit two last-minute game-winning field goals in the Super Bowl (Super Bowl XXXVI vs. St. Louis on Feb. 3, 2002 and Super Bowl XXXVIII vs. Carolina on Feb. 1, 2004). In New England's divisional playoff victory against Oakland on Jan. 19, 2001, Vinatieri split the uprights on a 45-yard field goal with 27 seconds remaining to take the contest into overtime. Deemed the "Snow Bowl" the kick was made during a snowstorm with several inches already accumulated on the ground. Vinatieri went on to convert the eventual game-winner in overtime en route to New England's Super Bowl Championship that year.



2014 (COLTS):

- Converted 30-of-31 field goals and all 50 extra points for 140 points. Led the league in field goal percentage (96.8) while ranking third in points and tied for sixth in field goals made. In three postseason games, split the uprights on 5-of-7 field goals (long of 53 yards) and six extra points.
- Was selected to his third career Pro Bowl and was named to the Associated Press NFL All-Pro Team and PFWA All-NFL Team. Joined Pat McAfee as just the fourth punter-kicker duo from the same team to both earn AP All-Pro recognition in the same season.
- Topped 100 points for the 17th season, which set an NFL record, surpassing Jason Elam's previous mark of 16.
- Converted 35 consecutive field goals from Dec. 22, 2013 - Dec. 28, 2014. It was the longest streak of his career surpassing his previous best of 25 from Nov. 24, 1996 - Nov. 9, 1997. It was also the second longest streak in franchise history (Mike Vanderjagt, 42) and the fourth-longest streak in NFL history.
- Became the first player in NFL history to record 900 points with two different teams (New England) and 200 field goals made with two different teams.
- Set a then-NFL postseason record with his 30th game played (Jerry Rice, 29) in Indianapolis' AFC Championship Game appearance at New England on Jan. 18, 2015.
- In the team's Week 1 meeting at Denver (9/7), split the uprights on a 25-yard field goal and three extra points for six total points. With his field goal in the third quarter, tallied his 541st career field goal attempt, which surpassed Jason Elam for the ninth-most in NFL history. His three extra points tied Mike Vanderjagt (149) for the most consecutive PATs in team history.
- Converted 2-of-2 field goals and three PATs against Philadelphia (9/15). With his first extra point attempt in the first quarter, passed Jason Hanson (673) for sole possession of fifth place in career attempts in NFL history. He also surpassed Mike Vanderjagt for the most consecutive PATs made in team history. With three extra points, Vinatieri passed Jason Hanson (665) for the fifth-most in NFL history.
- In a Week 3 victory at Jacksonville (9/21), split the uprights on 3-of-3 field goals and all five extra point attempts. Tallied a 48-yard field goal on the opening offensive possession and added conversions of 43 yards and 25 yards in the second quarter. Following his second kick of 43 yards, passed Matt Stover for fourth place in NFL history in career field goals made between 40-49 yards. With five extra point attempts, passed Jason Elam (679) for fourth place in career PAT attempts in NFL history.
- Converted 2-of-2 field goals and all five PATs for 11 points in a Week 4 win against Tennessee (9/28). With five extra points made, passed Jason Elam (675) for fourth place in NFL history. Added field goals of 31 and 30 yards in the second quarter marking his 13th and 14th consecutive field goals

SETTING A WORLD RECORD

During the week leading up to Super Bowl LI in Houston, Adam Vinatieri earned a spot in the Guinness Book of World Records when he recorded 28 consecutive kicks from 20 yards in one minute.

After completing the record, Barclaycard presented a \$15,000 check to the Pat Tillman Foundation, which goes to fund scholarships for military veterans and their spouses.



- made dating back to Dec. 22, 2013 at Kansas City.
- Converted 2-of-2 field goals and three PATs for nine points in a Week 6 win at Houston (10/9). Following his first extra point of the game in the first quarter, became the first player in NFL history to score 900 career points with two different teams. With his 34-yard field goal in the second quarter, passed John Carney (2,062) for the fourth-most career points scored in NFL history.
- In a Week 7 victory against Cincinnati (10/19), converted both field goal attempts and all three



ADMINISTRATION

COACHING
STAFFFOOTBALL
OPERATIONSBUSINESS
OPERATIONS

PLAYERS

2016 SEASON
IN REVIEW

COLTS HISTORY

RECORDS

COLTS IN THE
COMMUNITY

extra points for nine points. With two field goals made (23 and 50), passed John Kasay (461) for the sixth-most field goals converted in NFL history. With his 50-yard field goal in the fourth quarter, tied John Carney, Steve Christie, Mason Crosby, Al Del Greco and Eddie Murray (21) for 17th place all-time in NFL history. The 50-plus yard attempt also moved him in sole possession of second place in team history surpassing Mike Vanderjagt (21).

- Converted 2-of-2 field goals and four PATs for 10 points in a Week 8 loss at Pittsburgh (10/26). Became the first kicker in NFL history to log more than 200 field goals with two different teams (236 with New England).
- In a Week 9 win at the New York Giants (11/3), converted 4-of-4 field goals and four PATs for 16 points. His four field goals marked a season-high and his most dating back to Dec. 1, 2013 against Tennessee. Set a new career-best field goal streak with his 26th straight conversion with his 43-yard field goal in the fourth quarter. With four field goals attempts, passed Jan Stenerud (558) for eighth place in NFL history. With his second extra point of the game in the third quarter, reached 700 career PATs.
- Converted 2-of-2 field goals and two PATs for eight points in a Week 11 loss against New England (11/16). Gave Indianapolis its first points of the game with a 31-yard field goal at the 4:19 mark in the first quarter and became the fourth player in league history to reach 2,100 career points. Tied Nick Lowery and Matt Prater for 15th place all-time in NFL history with 22 career field goals made from 50-plus yards. Following his second extra point of the game in the fourth quarter, Vinatieri notched his eighth point and recorded his 17th career 100-point season (1996-2008, 2010, 2012-14), which set an NFL record.
- In a Week 12 victory against Jacksonville (11/23), converted 3-of-3 field goals and two PATs for 11 points. With his first field goal of the game (46

yards), took sole possession of second place for the longest streak of consecutive field goals made in franchise history with 29. He finished the game with three-straight field goals improving his streak to 31. With his 20-yard field goal at the end of the second quarter, surpassed Matt Stover for fifth place in NFL history in career field goals made. He also passed Stover and John Kasay for sixth place in career field goal attempts.

- Split the uprights on all seven of his extra point attempts in a Week 13 win against Washington (11/30). Set a single-game career-high with seven extra points made and attempted. The seven PATs are also tied for the third most in a game in franchise history. It's the highest total of extra points for the Colts dating back to Nov. 14, 2004 against the Houston Texans. With seven PATs, topped 700 career extra points.
- In a Week 14 victory at Cleveland (12/7), converted 2-of-2 field goals and one PAT for seven points. With his 51-yard field goal in the third quarter, tied Rian Lindell and Josh Scobee (23) for 14th place all-time in NFL history in conversions from 50-plus yards. Took sole possession of second place for the most 50-yard field goals made in Colts history and set a new franchise record for the most consecutive 50-plus yard field goals made. Added his second field goal from 33 yards in the fourth quarter to cut Cleveland's lead to 21-19. With the kick, passed Matt Stover (146) for fifth place in NFL history in kicks made between 30-39 yards.
- Converted his lone field goal attempt (29 yards) while adding two extra points in a Week 15 win against Houston (12/14). Added a 29-yard field goal in the fourth quarter to give the Colts a 17-10 lead. With the conversion, he took sole possession of fourth place in NFL history for the longest streak of consecutive field goals made with 34.
- Converted 2-of-3 field goals and three PATs for nine points in a Week 17 victory at Tennessee (12/28).

INDIANA'S HIGHEST CIVILIAN HONOR

In February of 2017, Vinatieri was honored by the Indiana General Assembly with the Sagamore of the Wabash, Indiana's highest civilian honor. Governor Eric Holcomb presented Vinatieri with the award in front of a standing ovation.

"Adam understands and embodies what it means to be a Hoosier," said Governor Holcomb. "He is truly deserving of the highest honor in the state."



Concluded the regular season with 140 points, the third-highest total in a single season in franchise history. On his first extra point of the game in the first quarter, improved his streak of consecutive games scoring at least one point to 177. Gave the Colts a 17-7 lead in the second quarter with his 23-yard field goal conversion. It was his 35th consecutive field goal made dating back to 2013. In the third quarter, missed a 46-yard attempt ending his consecutive field goal streak at 35, the fourth longest streak in NFL history. Converted a 26-yard field goal at the start of the fourth quarter to give the Colts a 20-10 lead. With the kick, he tied John Carney for the fourth-most field goals made in NFL history.

- In an AFC Wild Card Playoff victory against Cincinnati (1/4/15), converted 4-of-4 field goals and two PATs for 14 points against the Bengals. His 14 points are the third-most by a player in a single-game in Colts postseason history and the second-most by a kicker in a single-game (Adam Vinatieri, 15 at Baltimore on 1/13/07). His four field goals made were the second-most by a kicker in Colts postseason history and his four field goal attempts tied for the second-most in a single game. Set a new team record for the longest field goal in postseason history with a 53-yard conversion in the fourth quarter. The kick topped his previous team record of 52 yards (at Baltimore on 1/6/13). Moved into sole possession of second place for the most career postseason games played in NFL history. With 14 points scored against Cincinnati, improved his NFL record of career postseason points to 227. With his first extra point of the game, improved his NFL record of consecutive postseason games scoring at least one point to 28. He also moved into a tie for second place in NFL history for consecutive games converting at least one field goal to 12 with his 38-yard conversion in the second quarter.
- Converted 1-of-2 field goals and three PATs for six points in the team's AFC Divisional Playoff win at Denver (1/11/15). Tied Jerry Rice for the most games played in NFL postseason history with 29. With one field goal, moved into a tie for first place in NFL history in consecutive postseason games converting at least one field goal (13).
- In the team's AFC Championship Game loss at New England (1/18/15), finished with one extra point and missed a 51-yard field goal attempt in the first quarter. Passed Jerry Rice for sole possession of first place for then the most games played in NFL postseason history with 30. With one point scored, improved his NFL record of career postseason points to 234. Improved his NFL record of consecutive postseason games scoring at least one point to 30. Without a field goal, remained tied with Tony Fritsch for the NFL record with 13 consecutive games having converted at least one field goal. Continued to hold NFL postseason records for field goals made (56) and field goals attempted (68). Improved his NFL record for

the most career postseason extra points to 66.

2013 (COLTS):

- Converted 35-of-40 field goals and all 34 extra point attempts for 139 points. His field goal and field goal attempt totals established new career highs while his point total ranked as the second-highest for a single season (141 in 2004).
- Recorded his 16th 100-plus point season, which tied Jason Elam for the most in NFL history.
- Became the seventh player in NFL history to reach 2,000 career points.
- Moved into fifth place on the NFL's all-time scoring list at the conclusion of the regular season.
- Was named AFC Special Teams Player of the Week on two occasions (Weeks 11 and 17).
- In the regular season opener against Oakland (9/8), finished the game with three extra points and passed John Carney for eighth place all-time in league history. He also improved his streak of consecutive games scoring to 147 while tallying a point in his 100th consecutive game with the Colts.
- Against Miami (9/15) in Week 2, converted 2-of-3 field goal attempts while adding two PATs against the Dolphins for eight points. He passed Lou Michaels for the second-most extra points made in franchise history (264).
- Converted 2-of-3 field goals against San Francisco in Week 3 (9/22). His first kick (43 yards) gave the Colts a 10-7 lead in the second quarter and was his first field goal attempt at Candlestick Park. Added his second field goal (41 yards) in the third quarter to give Indianapolis a 13-7 advantage. With three extra points, moved past Lou Michaels (270) for the second-most PAT attempts in Colts history.
- Converted 2-of-2 field goals and two PATs for eight points against the Seahawks (10/6) in Week 5. He split the uprights on his first attempt of 41 yards in the second quarter to cut Seattle's lead to 19-17 and added a 49-yard kick in the fourth quarter to seal a 34-28 victory. With his first extra point of the game in the first quarter, passed Norm Johnson (638) for seventh place on the league's all-time PAT list.
- Split the uprights on all three field goal attempts for nine points in a Week 6 loss at San Diego (10/14). Gave the Colts a 3-0 lead when he converted on a 30-yard attempt on the team's opening offensive possession of the game. The field goal marked the third time this season the Colts tallied points on their opening offensive drive. Notched his second successful kick at the end of the second quarter with a 50-yard conversion and added a 51-yard attempt in the fourth quarter. The two field goals of 50-plus yards gave him 10 total as a member of the Colts. It also marked the first time in his career that he converted two field goals of 50-plus yards in a single game.
- In a Week 7 victory against Denver (10/20), converted all three field goals and all four PATs for 13 points. Gave the Colts their first points of the game with a 27-yard field goal in the first quarter.



ADMINISTRATION

COACHING
STAFFFOOTBALL
OPERATIONSBUSINESS
OPERATIONS

PLAYERS

2016 SEASON
IN REVIEW

COLTS HISTORY

RECORDS

COLTS IN THE
COMMUNITY

Split the uprights on his second attempt of 52 yards in the fourth quarter, which gave the Colts a 36-17 lead. It was his third field goal of 50-plus yards in the season. His third kick of the night, a 42-yard conversion gave Indianapolis a two possession lead (39-30) with 5:57 remaining in the contest. With four PATs against the Broncos, he passed Lou Groza (641) for the sixth-most in NFL history.

- Converted 2-of-3 field goals and one PAT for seven points against Houston (11/3). With seven points, passed Marvin Harrison (778) for the third-most points in Colts history.
- In a Week 11 victory at Tennessee (11/14), converted 3-of-3 field goals and three PATs for 12 points. With his second field goal of the game (30 yards) as time expired in the second half, he passed Dean Biasucci (783) for the second-most points scored in Colts history. Split the uprights on his third field goal of the game (50 yards) to give the Colts a 23-17 lead in the third quarter. The kick tied his career-high for 50-yard field goals in a single season (four in 2012). The field goal also marked his 20th career conversion from 50-plus yards, which ranks tied for 21st in NFL history. With three extra point attempts, passed Lou Groza (657) for the sixth-most PAT attempts in NFL history. Earned AFC Special Teams Player of the Week accolades for his performance.
- In a Week 13 victory against Tennessee (12/1), converted 5-of-5 field goals and one PAT for 16 points. With his second kick from 48 yards, became the second player in NFL history to score 800 points with two different teams. Notched his third field goal in the second quarter (45 yards) to give the Colts a 9-7 lead. It was the second time in his career that he split the uprights on three field goals of 40-plus yards in a single contest. Added a 37-yard field goal as time expired in the second quarter and tied his career-high for field goals made in the first half of a single game (four). Also hit four first half field goals as a member of the Patriots on Sept. 11, 2000 against the New York Jets and Nov. 7, 2004 against the St. Louis Rams. Tied his career-high and a franchise record with his fifth field goal conversion (49 yards) in the third quarter. Recorded his 100th point of the season, which tied him with Jason Elam for the most 100-point seasons in NFL history (16). On the kick, tied an NFL record for successful field goals made from 40-49 yards (tied with nine other players) in a single game. With five field goals in the game, passed Jason Elam (436) for seventh place in NFL history in all-time field goals made. Also passed John Kasay (120) for fifth place in league history in successful kicks made between 40-49 yards.
- Split the uprights on four extra points in a Week 14 loss at Cincinnati (12/8). With four points, passed John Kasay (1,970) for eighth place on the NFL's all-time scoring list.
- Converted 3-of-3 field goals and two PATs for 11 points in a Week 15 victory against Houston (12/15). Logged a 37-yard field goal in the second quarter

and passed Dean Biasucci (176) for the second-most field goals made in franchise history.

- In a Week 16 victory at Kansas City (12/22), split the uprights on 3-of-4 field goals and two PATs for a total of 11 points. Converted his first field goal of the game in the second quarter (46 yards) and passed Jason Elam (1,983) for sole possession of seventh place on the NFL's all-time scoring list. With his third successful kick of the game (30 yards), Vinatieri set a new single-season career-high for field goals made (32) topping his previous mark of 31 which was set in 1998 and 2004. He had also converted at least three field goals in a single game this season on seven occasions.
- Split the uprights on 3-of-3 field goals and three PATs for 12 points in a Week 17 win against Jacksonville (12/29). With his 26-yard field goal as time expired in the second quarter, became the seventh player in NFL history to reach 2,000 career points. Passed George Blanda (2,002) and Matt Stover (2,004) for the fifth-most points scored in NFL history. Finished the season with 139 points, which is the third-highest point total by a member of the Colts in a single season, passing Cary Blanchard's 135 in 1996. The total also marked the second-highest single-season point total of his career (141 in 2004). With three field goals against Jacksonville, moved into sole possession of third place for the most field goals made in a single season in franchise history. His 35 field goals were a personal career best. Improved his streak of consecutive games having scored at least one point to 161. Was named AFC Special Teams Player of the Week for his performance for the second time in 2013.
- Played in his 26th career postseason game during the team's AFC Wild Card Playoff victory against Kansas City (1/4/14), which ranked tied for fourth in the NFL. Converted one field goal and six PATs for a total of nine points. Split the uprights on a 37-yard field goal in the second quarter to cut the Chiefs lead to 24-10. His six extra points ranked as the second-most for a single game in team postseason history. He also tied David Akers (58) for the most career PATs in NFL postseason history.
- During the team's AFC Divisional Playoff loss at New England (1/11/14), converted 2-of-2 field goals and two PATs for eight points. Split the uprights on an extra point following the team's first touchdown of the game and took sole possession of first place on the NFL's all-time postseason extra point list, topping David Akers' old record of 58. His 36-yard field goal in the second quarter cut New England's lead to 21-10. Added his second field goal of the game (21 yards) on the team's first offensive drive in the third quarter to trim the Patriots' lead to 21-15. Played in his 27th career postseason game, which tied for the second-most in NFL history with D.D. Lewis.

2012 (COLTS):

- In 16 games, converted 26-of-33 field goals (78.8 percent), including a long of 53 yards, and was successful on all 37 extra points for 115 total points.
- Ranked eighth among AFC kickers and 16th among NFL kickers in scoring.
- Topped 100 points for the season for the 15th time in his career, which ranked second behind Jason Elam's 16 seasons.
- Became the 11th player in NFL history with 600-plus career PAT attempts in the season opener at Chicago (9/9).
- Notched the game-winning 53-yard kick with eight seconds remaining in the fourth quarter against Minnesota (9/16), which was the longest game-winning field goal of his career.
- Became the eighth player in NFL history with 400 career field goals at Tennessee (10/28). He also exceeded 1,800 points for his NFL career. Following his PAT attempt after Delone Carter's game-tying touchdown, Vinatieri became the 10th player in NFL history with 600 extra points for a career. Vinatieri competed in his 250th NFL game, which ranked second among active players (Jason Hanson).
- With five points at Detroit (12/2), he passed Lenny Moore (678) for fourth place on the team's all-time scoring list.
- Tied his season-long field goal with a 53-yard kick in the fourth quarter to give the Colts a 24-23 advantage against Tennessee (12/9). The field goal moved him into third place in franchise history in 50-plus-yard field goals (eight), passing Raul Allegre and Cary Blanchard.
- Tallied four extra points against Houston (12/30) and passed Dean Biasucci (255) for third in Colts history in career PATs.
- Split the uprights on three-of-four field goal attempts in the team's AFC Wild Card Playoff loss at Baltimore (1/6/13). With the kicks, he recorded his 25th consecutive postseason game having scored at least one point, which set an NFL record. Improved his NFL record of field goals made in the postseason to 48. With his 52-yard field goal in the second quarter, had converted four-of-five field goals from 50-plus yards in the postseason, which set an NFL postseason record. The 52-yard kick was also the longest of his postseason career. Ended the game having converted 22-of-24 field goal attempts in the postseason as a member of the Colts. With nine points, he improved his current NFL postseason record to 196.

2011 (COLTS):

- In 16 games, converted 23-of-27 field goal attempts and all 24 extra points for 93 total points.
- Split the uprights on all four field goal attempts, including a 52-yarder against Cleveland (9/18). His 52-yard long was his longest field goal since 2008 when he converted from the same distance against New England (11/2/08).

- Connected on a 53-yard field goal against Kansas City (10/9), which was tied for the fourth-longest kick of his career (regular season and postseason).
- Made his only field goal attempt at Tennessee (10/30), which moved him above the 1,700-point plateau and extended his streak of consecutive games scoring to 122.
- Split the uprights on field goals of 43 and 31 yards against Carolina (11/27) and moved past Nick Lowery (1,711) for ninth place on the NFL's all-time career points list.
- Remained perfect in field goal attempts in his career against Baltimore (10 kicks), having split the uprights on a 22-yard kick at the Ravens (12/11).
- Hit on field goals of 23, 32, 47 and 31 yards against Houston (12/22). With his 47-yard field goal in the third quarter, Vinatieri (385) surpassed Nick Lowery (383) for eighth place on the NFL's all-time field goals list. Missed a 42-yard attempt at the end of the first half, which ended his streak of 33 consecutive field goals made at Lucas Oil Stadium in the regular season.
- Scored the Colts first points of the game with a 48-yard field goal in the second quarter at Jacksonville (1/1/12), extending his consecutive games scoring streak to 130. Also connected on a 20-yard field goal in the third quarter.

2010 (COLTS):

- Appeared in all 16 games and converted 26-of-28 field goals (92.9 percent) and all 51 PATs (single season career-high) for 129 points.
- Named AFC Special Teams Player of the Week for his performances against Cincinnati (11/14) and Tennessee (1/2).
- His point total marked the second-highest of his career (141 in 2004) and his extra point total set a career-best.
- Became the seventh NFL kicker in league history to record 500-plus points with two different teams.
- Split the uprights on two field goals and three PATs at Denver (9/26).
- Converted four field goals and one extra point against Kansas City (10/10).
- Made two field goals at Washington (10/17) and surpassed Al Del Greco (347) to move into 11th place in NFL history for most field goals made.
- Notched three field goals on three attempts and three PATs against Houston (11/1). Surpassed Al Del Greco (1,584) for the 13th most kicking points in NFL history.
- Surpassed Eddie Murray (1,594) for the 12th most kicking points in league history and tied Murray (352) for 11th in most field goals made with one field goal and three PATs at Philadelphia (11/7).
- Was named AFC Special Teams Player of the Week with three field goals and two PATs against Cincinnati (11/14). Became the 12th NFL kicker with 1,600-plus career points.
- Hit three field goals and three extra points at Tennessee (12/9) to surpass 100 points for the 14th time in his career.



- Was named AFC Special Teams Player of the Week after booting three field goals and two PATs against Tennessee (1/2/11), and his 43-yarder at the final gun was his 23rd career game-winning field goal.
- Split the uprights on three field goal attempts while adding one PAT in the AFC Wild Card Playoffs against the New York Jets (1/8/11).

2009 (COLTS):

- Saw action in six games, appearing in the first five and was inactive for the remaining contests.
- Named to the NFL's All-Decade Team as well as *Sporting News* and *Sports Illustrated* NFL All-Decade Team (2000-09).
- Converted 7-of-9 field goals and 17 PATs for 38 points.
- Split the uprights on two field goals and three PATs at Miami (9/21).
- Was 2-of-2 on field goal attempts with the addition of four extra points against Seattle (10/4).
- Was inactive for the postseason against Baltimore in the AFC Divisional Playoffs (1/16/10), the New York Jets in the AFC Championship Game (1/24/10) and Super Bowl XLIV vs. New Orleans (2/7/10).

2008 (COLTS):

- Played in 16 games and was 20-of-25 on field goals while adding 43 PATs for 103 points, his 13th consecutive year topping 100-plus points.
- Earned AFC Special Teams Player of the Week honors for his performance against New England (11/2).
- Contributed with three special teams tackles (two solo).
- Hit a 47-yard game-winning field goal with three seconds remaining at Minnesota (9/14), which was the 21st game-winning kick of his career.
- Split the uprights on a 52-yard kick vs. New England (11/2) with 8:05 remaining for the deciding points in an 18-15 victory. Was named AFC Special Teams Player of the Week.
- Hit 4-of-4 field goals and three PATs against Houston (11/16).
- Notched three field goals, including a 51-yard game-winner with no time remaining in the fourth quarter at San Diego (11/23). The kick was the longest game-winning field goal of his career.
- Totaled one field goal and two PATs in the AFC Wild Card Playoffs at San Diego (1/3/09).

2007 (COLTS):

- Appeared in 16 games and totaled 23-of-29 field goals and 49-of-51 PATs for 118 points.
- His 118 points marked his 12th consecutive 100-plus point season.
- Scored seven-plus points in 12 games, including his first eight games.
- Split the uprights on 3-of-3 field goals and three PATs for 12 points and his third consecutive double-digit scoring game at Houston (9/23).

- Kicked his 20th career game-winning field goal in the final minute of the fourth quarter or overtime with a 24-yarder with three seconds remaining against Kansas City (11/18).
- Totaled one field goal and three PATs for six points against San Diego (1/13/08) in the AFC Divisional Playoffs.

2006 (COLTS):

- Saw action in 13 games in his first season with the Colts and was inactive for games 3-5 with an injury.
- Had played in 162 consecutive games before missing one against Jacksonville (9/24).
- Was named AFC Special Teams Player of the Week for his performance at the New York Giants (9/10) and at Denver (10/29).
- Totaled 25-of-28 field goals and 38 PATs for 113 points.
- Recorded four field goals on four attempts at the New York Giants (9/10) and was named AFC Special Teams Player of the Week for his performance.
- Hit four field goals and the game-winning 37-yard kick with two seconds left at Denver (10/29) and was named AFC Special Teams Player of the Week for his efforts.
- Appeared in four postseason games and tallied 14-of-15 field goals and seven PATs for an NFL single postseason record 49 points. Topped Terrell Davis' 48 points in 1997. Scored 10-plus points in every game.
- Converted 3-of-3 field goals and two PATs against Kansas City in the AFC Wild Card Playoffs (1/6/07). Recorded his first career 50-plus yard postseason field goal.
- Split the uprights on 5-of-5 field goals for the team's 15 points in a 15-6 win at Baltimore in the AFC Divisional Playoffs (1/13/07). Tied the record he already shared with six other kickers for the most field goals made in a postseason game.
- Tallied three field goals and three PATs against New England (1/21/07) in the AFC Championship Game.
- Hit 3-of-4 field goals and two PATs against Chicago (2/4/07) in Super Bowl XLI. Became the only kicker to hit a field goal in four Super Bowls and appear in five Super Bowls.

2005 (PATRIOTS):

- Appeared in 16 games for the 10th consecutive season for New England and converted 20-of-25 field goals and 40-of-41 PATs for 100 points.
- Named AFC Special Teams Player of the Week for his performance at Pittsburgh (9/25).
- Split the uprights on 3-of-4 field goals and two PATs at Pittsburgh (9/25) to earn AFC Special Teams Player of the Week honors. His 35-yard kick with one second remaining in the game was the difference in a 23-20 victory.
- Nailed a game-winning 29-yard field goal with 17 seconds remaining in a 31-28 win at Atlanta (10/9).
- Converted all four PATs and contributed with a 24-yard pooch punt downed at the four-yard line

against Jacksonville (1/7/06) in the team's AFC Wild Card Playoff game.

- Split the uprights on 2-of-3 field goals and one PAT at Denver (1/14/06) in the AFC Divisional Playoffs.

2004 (PATRIOTS):

- Logged one of the finest seasons in his career having converted 31-of-33 field goals (93.9 percent) and hitting all 48 PATs for a career-high and NFL-best 141 points.
- His 31 field goals tied a career-high set in 1998, while his percentage marked a career-best.
- Named to his second Pro Bowl.
- Selected as the AFC Special Teams Player of the Month for November.
- Earned AFC Special Teams Player of the Week honors for his efforts against St. Louis (11/7) and Pittsburgh in the postseason (1/23).
- Hit 23 consecutive field goals from Oct. 10 to Dec. 26 and hit 29 of his last 30 field goals, including the playoffs.
- Split the uprights on all four field goal attempts and four PATs at St. Louis (11/7). Also threw his first career touchdown pass (four yards) to Troy Brown on a fake field goal. His performance earned him AFC Special Teams Player of the Week honors.
- Tied a career-high with five field goals against Buffalo (11/14) and set a single-game career-high with 17 points.
- Tied a career-high with six PATs at Cleveland (12/5).
- Was 3-of-4 in field goal attempts at the New York Jets (12/26), snapping a string of 23 consecutive field goals.
- Was 5-of-5 in field goals and 10-of-10 in PATs for an NFL-leading 25 postseason points.
- Split the uprights on two field goals against Indianapolis (1/16/05) in the AFC Divisional Playoffs.
- Converted both field goal attempts in the AFC Championship Game at Pittsburgh (1/23/05) to earn NFL Special Teams Player of the Week honors. His 48-yard field goal tied the New England postseason record and was the longest field goal in Heinz Field history.
- Hit his lone field goal attempt and three extra points against Philadelphia (2/6/05) in Super Bowl XXXIX. Gave the Patriots a 24-14 lead with a 22-yard field goal in the fourth quarter.

2003 (PATRIOTS):

- Was 25-of-34 on field goals while contributing with 37-of-38 PATs for 112 points.
- Hit a season-long 48-yard field goal and five PATs against Tennessee (10/5).
- Split the uprights on his 200th career field goal at Denver (11/3).
- Nailed three field goals, including the game-winning kick with 41 seconds remaining in overtime to give the club a 23-20 victory at Houston (11/23).
- Hit 1-of-2 field goals and two extra points against Tennessee (1/10/04), including the game-winning

46-yard field goal with 4:06 remaining for a 17-14 victory in the AFC Divisional Playoffs.

- Tied an NFL playoff record with five field goals (31, 25, 27, 21, 34) in a 24-14 victory against Indianapolis (1/18/04) in the AFC Championship Game.
- Notched 1-of-3 field goals and three PATs against Carolina in Super Bowl XXXVIII (2/1/04). Hit the game-winning 41-yard field goal with four seconds remaining for a 32-29 victory, his second game-winning Super Bowl kick in three seasons.

2002 (PATRIOTS):

- Booted 27-of-30 field goals and 36-of-36 PATs for 117 points, then the third-highest total of his career.
- Earned his first career Pro Bowl selection.
- Named AFC Special Teams Player of the Week for his performance against Miami (12/29).
- Was 3-of-3 on field goal attempts while adding five PATs for a seasonal-best 14 points at the New York Jets (9/15).
- Hit the game-winning 35-yard field goal in a 41-38 overtime victory against Kansas City (9/22).
- Was 4-of-4 on field goal attempts, including a career-best 57-yarder at Chicago (11/10).
- Was 4-of-4 on field goals, including the game-tying and game-winning field goals in a 27-24 overtime win vs. Miami (12/29). Was named AFC Special Teams Player of the Week for his performance.

2001 (PATRIOTS):

- Converted 24-of-30 field goals and 41-of-42 PATs for 113 points.
- Had five game-winning field goals, including two in the playoffs.
- Named AFC Special Teams Player of the Week for his efforts at Buffalo (12/16).
- Was 3-of-3 on field goals and five-of-five on PATs for a seasonal-best 14 points against Indianapolis (9/30).
- Split the uprights on three field goals and two PATs against San Diego (10/14). Hit the game-winning 44-yard field goal in a 29-26 overtime victory.
- Nailed a 54-yard field goal against Cleveland (12/9), the second-longest kick in his career. Had a 33-yard pooch punt in fourth quarter that was downed at the Cleveland two-yard line.
- Scored the entire club's points on four field goals, including a 23-yard game-winning field goal in a 12-9 win at Buffalo (12/16). Was named AFC Special Teams Player of the Week for his performance.
- Tallied six field goals on seven attempts and added six PATs for 24 postseason points.
- Was 3-of-3 on field goals while contributing with one PAT in a 16-13 overtime win against Oakland in the AFC Divisional Playoffs (1/19/02). Hit a 45-yard game-tying kick in the snow with 32 seconds remaining and hit the game-winning 23-yard field goal in overtime for the victory.
- Contributed with one field goal and three PATs at Pittsburgh in the AFC Championship Game (1/27/02).
- Tallied the game-winning 48-yard field goal as time



expired in a 20-17 victory vs. St. Louis in Super Bowl XXXVI (2/3/02). The kick marked the first time the Super Bowl had been decided on the final play of the game.

2000 (PATRIOTS):

- Converted 27-of-33 field goals and split the uprights on all 25 PATs for 106 points.
- Was 3-of-3 on field goals, including the game-winning 22-yard kick with three seconds remaining in a 16-13 victory against Cincinnati (11/19).
- Split the uprights on 3-of-4 field goals and three PATs for 12 points against Kansas City (12/4). Hit a 53-yard field goal, which was the longest outdoor kick in his career.
- Hit the game-winning 24-yard field goal with 19 seconds remaining in overtime for a 13-10 victory at Buffalo (12/17).

1999 (PATRIOTS):

- Was 26-of-33 on field goals while adding 29-of-30 PATs for 107 points.
- Was named AFC Special Teams Player of the Month for September after converting 7-of-7 field goal attempts, all eight PATs and two game-winning field goals.
- Scored a season-high 12 points (3-of-3 field goals and three PATs), including the game-winning 23-yard field goal in a 30-28 victory at the New York Jets (9/12).
- Hit the game-winning 26-yard field goal against Indianapolis (9/19) in a 31-28 win.
- Had a New England franchise-record streak of successful PATs snapped at 117 with a blocked attempt at Arizona (10/31).

1998 (PATRIOTS):

- Split the uprights on 31-of-39 field goals and all 32 PATs for a then-career-best 127 points (also includes a two-point conversion).
- His 31 field goals were a then-career-best.
- Added nine special teams tackles.
- Named AFC Special Teams Player of the Week for his efforts at New Orleans (10/4) and vs. Miami (11/23) and earned Special Teams Player of the Month honors in October having converted 10-of-11 field goals and nine PATs for 39 points.
- Converted 3-of-4 field goals, including a 52-yarder vs. Indianapolis (9/13).
- Hit all three field goal attempts and three PATs at New Orleans (10/4), including a game-winning 27-yard kick in a 30-27 victory. Earned AFC Special Teams Player of the Week honors for his performance.
- Logged a career-high 16 points on 4-of-4 field goal attempts and four PATs against Kansas City (10/11).
- Nailed all four field goal attempts and two extra points against Miami (11/23) earning AFC Special Teams Player of the Week honors.
- Hit the game-winning 35-yard field goal with three

seconds left in a 24-21 victory against San Francisco (12/20).

1997 (PATRIOTS):

- Was 25-of-29 on field goal attempts while contributing with 40 PATs for 115 points.
- Named AFC Special Teams Player of the Week for his performance against Buffalo (10/12).
- Hit the game-winning 34-yard field goal in a 27-24 overtime victory against the New York Jets (9/14).
- Converted 4-of-4 field goals and three PATs for 15 points against Buffalo (10/12). Hit a then-career-long 52 yard field goal and was named AFC Special Teams Player of the Week for his efforts.
- Scored all of the Patriots points with two field goals (31 and 46 yards) at Pittsburgh (1/3/98) in the AFC Divisional Playoffs.

1996 (PATRIOTS):

- Converted 27-of-35 field goals and 39-of-42 PATs for 120 points, which ranked third in the AFC and fifth in the NFL.
- Was named AFC Special Teams Player of the Week for his performance against Jacksonville (9/22).
- His 120 points by a rookie ranked eighth in NFL history.
- Split the uprights on 5-of-6 field goals and one-of-two PATs for a season-high 16 points vs. Jacksonville (9/22) earning AFC Special Teams Player of the Week honors. Hit the game-winning 40-yard field goal in overtime in the 28-25 victory as his field goals made marked a then-career-best, while his attempts are a career-high.
- Tallied three field goals on three attempts while adding three PATs at Baltimore (10/6). Also contributed with a season-long 50-yard field goal.
- Contributed with four extra points in the team's 28-3 victory over Pittsburgh (1/5/97) in the AFC Divisional Playoffs.
- Converted 2-of-3 field goals and two PATs against Jacksonville (1/12/97) in the AFC Championship Game.
- Made three extra points in the team's Super Bowl XXXI loss to the Green Bay Packers (1/26/97).

COLLEGE:

- Four-year letterman who finished as South Dakota State's all-time leading scorer with 185 career points.
- Served as the school's placekicker and also handled punting duties in his final three seasons, earning first-team all-conference honors each year.
- Split the uprights on 27-of-53 career field goals with 104-of-114 PATs. Also added 144 career punts.
- Tallied 47 points as a senior and tied a career-long kick with a 51-yard field goal. Originally set the school record with a 51-yard field goal as a sophomore.
- Led the conference with a 43.5 punting average as a senior, which also ranked fourth in Division II.

Contributed with a career-long 77-yard kick.

- Earned second-team all-conference honors as a junior.
- Holds a degree in fitness and wellness.

PERSONAL:

- Attended Rapid City (S.D.) Central High School and

lettered in football, soccer, track and wrestling.

- Earned first-team all-state honors in 1991.
- Vinatieri and his wife, Valerie, reside with their sons, A.J. and Gabriel, and daughter, Allison.
- Born in Yankton, S.D.

VINATIERI'S GAME-WINNING FIELD GOALS (26)

Opponent	Date	Yards	Time	Final Score
vs. Jacksonville	9/22/96	40	12:24	28-25 OT
vs. New York Jets	9/14/97	34	6:57	27-24 OT
at New Orleans	10/4/98	27	0:03	30-27
vs. San Francisco	12/20/98	35	0:03	24-21
at New York Jets	9/12/99	23	0:03	30-28
vs. Indianapolis	9/19/99	26	0:35	31-28
vs. Cincinnati	11/19/00	22	0:03	16-13
at Buffalo	12/17/00	24	0:19	13-10 OT
vs. San Diego	10/14/01	44	10:55	29-26 OT
at Buffalo	12/16/01	23	9:15	12-9 OT
vs. Oakland	1/19/02	23	6:31	16-13 OT
vs. St. Louis	2/3/02	48	0:00	20-17+
vs. Kansas City	9/22/02	35	10:20	41-38 OT
vs. Miami	12/29/02	35	12:57	27-24 OT
at Houston	11/23/03	28	0:40	23-20 OT
vs. Carolina	2/1/04	41	0:04	32-29#
at Pittsburgh	9/25/05	43	0:01	23-20
vs. Atlanta	10/9/05	29	0:17	31-28
at Denver	10/29/06	37	0:02	34-31
vs. Kansas City	11/18/07	24	0:03	13-10
at Minnesota	9/14/08	47	0:03	18-15
at San Diego	11/23/08	51	0:00	23-20
vs. Tennessee	1/2/11	43	0:00	23-20
vs. Minnesota	9/16/12	53	0:08	23-20
vs. Jacksonville	10/4/15	27	4:36	16-13 OT
at Atlanta	11/22/15	43	0:52	24-21

*All FGs 1996-2005 came while with New England

+Super Bowl XXXVI

#Super Bowl XXXVIII



ADMINISTRATION
COACHING STAFF
FOOTBALL OPERATIONS
BUSINESS OPERATIONS
PLAYERS
2016 SEASON IN REVIEW
COLTS HISTORY
RECORDS
COLTS IN THE COMMUNITY

CAREER REGULAR SEASON STATISTICS

Year	FGM	FGA	PCT	LG	BLK	PAT-M	PAT-A	PCT	BLK	PTS	1-19	20-29	30-39	40-49	50+
2016 IND	27	31	87.1%	54	0	44	44	100.0%	0	125	0-0	3-3	7-7	10-12	7-9
2015 IND	25	27	92.6%	55	0	32	35	91.4%	1	107	0-0	7-8	6-6	8-8	4-5
2014 IND	30	31	96.8%	53	0	50	50	100.0%	0	140	0-0	10-10	10-10	7-8	3-3
2013 IND	35	40	87.5%	52	1	34	34	100.0%	0	139	0-0	6-6	10-11	15-17	4-6
2012 IND	26	33	78.8%	53	0	37	37	100.0%	0	115	1-1	8-8	4-7	9-10	4-7
2011 IND	23	27	85.2%	53	1	24	24	100.0%	0	93	0-0	7-7	6-7	8-10	2-3
2010 IND	26	28	92.9%	48	1	51	51	100.0%	0	129	0-0	8-8	9-10	9-10	0-0
2009 IND	7	9	77.8%	48	0	17	18	94.4%	1	38	1-1	3-3	1-2	2-2	0-1
2008 IND	20	25	80.0%	52	1	43	43	100.0%	0	103	0-0	3-3	11-13	4-7	2-2
2007 IND	23	29	79.3%	39	1	49	51	96.1%	2	118	1-1	14-15	8-10	0-2	0-1
2006 IND	25	28	89.3%	48	0	38	38	100.0%	0	113	1-1	3-3	12-13	9-10	0-1
2005 NE	20	25	80.0%	49	0	40	41	97.6%	1	100	0-0	7-7	9-10	4-6	0-2
2004 NE	31	33	93.9%	48	0	48	48	100.0%	0	141	0-0	13-13	7-7	11-12	0-1
2003 NE	25	34	73.5%	48	1	37	38	97.4%	1	112	0-0	16-17	4-8	5-8	0-1
2002 NE	27	30	90.0%	57	0	36	36	100.0%	0	117	0-0	6-6	12-12	8-10	1-2
2001 NE	24	30	80.0%	54	0	41	42	97.6%	1	113	1-1	8-8	7-8	7-12	1-1
2000 NE	27	33	81.8%	53	0	25	25	100.0%	0	106	0-0	11-13	8-9	7-8	1-3
1999 NE	26	33	78.8%	51	0	29	30	96.7%	1	107	1-1	14-14	5-7	5-9	1-2
1998 NE	31	39	79.5%	55	1	32	32	100.0%	0	125	3-3	8-8	9-14	9-12	2-2
1997 NE	25	29	86.2%	52	0	40	40	100.0%	0	115	0-0	11-11	7-9	6-8	1-1
1996 NE	27	35	77.1%	50	1	39	42	92.9%	1	120	1-1	9-10	8-8	8-14	1-2
TOTAL	530	629	84.3%	57	8	786	799	98.4%	9	2,378	10-10	175-181	160-188	151-195	34-55

CAREER POSTSEASON STATISTICS

Year	FGM	FGA	PCT	LG	BLK	PAT-M	PAT-A	PCT	BLK	PTS	1-19	20-29	30-39	40-49	50+
2014 IND	5	7	71.4%	53	0	6	6	100.0%	0	21	0-0	2-2	2-2	0-1	1-2
2013 IND	3	3	100.0%	37	0	8	8	100.0%	0	17	0-0	1-1	2-2	0-0	0-0
2012 IND	3	4	75.0%	52	0	0	0	0.0%	0	9	0-0	1-1	0-0	1-2	1-1
2010 IND	3	3	100.0%	50	0	1	1	100.0%	0	10	0-0	0-0	1-1	1-1	1-1
2009 IND	0	0	0.0%	0	0	0	0	0.0%	0	0	0-0	0-0	0-0	0-0	0-0
2008 IND	1	1	100.0%	43	0	2	2	100.0%	0	5	0-0	0-0	0-0	1-1	0-0
2007 IND	1	1	100.0%	46	0	3	3	100.0%	0	6	0-0	0-0	0-0	1-1	0-0
2006 IND	14	15	93.3%	51	0	7	7	100.0%	0	49	1-1	5-5	2-3	4-4	2-2
2005 NE	2	3	66.7%	40	0	5	5	100.0%	0	11	0-0	0-0	1-1	1-2	0-0
2004 NE	5	5	100.0%	48	0	10	10	100.0%	0	25	0-0	2-2	2-2	1-1	0-0
2003 NE	7	10	70.0%	46	0	6	6	100.0%	0	27	0-0	3-3	2-4	2-3	0-0
2001 NE	6	7	85.7%	48	0	6	6	100.0%	0	24	0-0	2-2	1-1	3-3	0-1
1998 NE	1	1	100.0%	27	0	1	1	100.0%	0	4	0-0	1-1	0-0	0-0	0-0
1997 NE	3	5	60.0%	46	0	2	2	100.0%	0	11	0-0	1-1	1-1	1-3	0-0
1996 NE	2	3	66.7%	29	0	9	9	100.0%	0	15	0-0	2-2	0-0	0-1	0-0
TOTAL	56	68	82.4%	53	0	66	66	100.0%	0	234	1-1	20-20	14-17	16-23	5-7

ADDITIONAL STATISTICS:

Punting Career: Two punts for 60 yards, with two inside 20. 1996: 1-27 12/8/96 vs. NYJ. 2001: 1-33 12/9/01 vs. Cleveland.

Passing: 2004: 1-1-4, TD, 122.9 passer rating, 11/7/04 at St. Louis (Fake FG).

GETTING TO KNOW ADAM VINATIERI

Favorite food: Anything cooked for me
Hobbies outside of football: Hunting, fishing, hiking and hanging out with my family

Favorite vacation spot: Italy
What's the one thing you couldn't live without: My family, wife and kids

67 T



JEREMY VUJNOVICH

6-5 • 300 • LOUISIANA COLLEGE

NFL EXP: 1 (1st Year with Colts)

HOW ACQUIRED: FA – 2016

BORN: 10/12/90

GP/GS (POSTSEASON): 2/0 (0/0)

CAREER TRANSACTIONS:

- Signed by the Colts to the active roster from the practice squad on December 15, 2016.
- Signed by the Colts to the practice squad on October 14, 2016.
- Waived by the Colts on October 13, 2016.
- Signed by the Colts to the active roster from the practice squad on October 1, 2016.
- Signed by the Colts to the practice squad on September 4, 2016.
- Waived by the Colts on September 3, 2016.
- Signed by the Colts as a free agent on May 12, 2016.
- Released by the Green Bay Packers on May 9, 2016.
- Signed to the Green Bay practice squad on September 8, 2015.
- Released by the Packers on September 5, 2015.
- Signed by the Packers to the practice squad on August 31, 2014.
- Released by Green Bay on August 30, 2014.
- Signed as an undrafted free agent by the Packers on January 7, 2014.

2016 (COLTS):

- Competed in two games with the Colts (Week 4 at Jacksonville and Week 15 at Minnesota).
- Was inactive for another three contests.

2015 (PACKERS):

- Spent the 2015 season on the Green Bay practice squad.

COLLEGE:

- Appeared in 29 games (28 starts) in four seasons at Louisiana College.
- In 2012, started all 10 games and was part of an offensive line that paved the way for running back Ryan Morris to rush 224 times for 1,110 yards and 13 touchdowns.

- Received First Team American Southwest Conference, Second Team All-Louisiana and *D3football.com's* Second Team All-South Region honors as a senior.
- Started at left tackle all nine games he appeared in as a junior, helping the Wildcats gain more than 500 yards in six separate games and earning an American Southwest Conference first-team selection along the way.
- In 2010, named to the All-American Southwest Conference honorable mention team after starting all nine games he played in and helping block for an offense that rushed for more than 100 yards on seven different occasions and pass for at least four touchdowns in all but one game.
- Saw action in one game as a true freshman getting his first taste of collegiate action in a 42-3 victory at Texas Lutheran (11/7).

PERSONAL:

- Attended Belle Chasse (La.) High School where he lettered in both football and basketball.
- Helped lead the team to the 2008 Class 4A state championship as a senior where he took home all-state, all-metro and all-district honors.
- Fitted students for new shoes and hats as part of the team's 2016 Cold Feet Warm Shoes event.
- Majored in criminal justice.
- A native of Belle Chasse, La.

CAREER GP/GS (POSTSEASON):

2016 IND: 2/0

2015 GB: 0/0

TOTAL: 2/0

GETTING TO KNOW JEREMY VUJNOVICH

Favorite musician and/or song: Country music

Hobbies outside of football: Duck hunting, deer hunting and fishing

Favorite food: Steak and lobster

Favorite vacation spot: Somewhere on a beach

Favorite movie: The *Rush Hour* series

What's the one thing you couldn't live without: My wife

ADMINISTRATION

COACHING STAFF

FOOTBALL OPERATIONS

BUSINESS OPERATIONS

PLAYERS

2016 SEASON IN REVIEW

COLTS HISTORY

RECORDS

COLTS IN THE COMMUNITY



ADMINISTRATION

COACHING STAFF

FOOTBALL OPERATIONS

BUSINESS OPERATIONS

PLAYERS

2016 SEASON IN REVIEW

COLTS HISTORY

RECORDS

COLTS IN THE COMMUNITY

85
TE

BRANDON WILLIAMS

6-3 • 260 • OREGON

NFL EXP: 5 (1st Year with Colts)

HOW ACQUIRED: UFA – 2017 (SEA)

BORN: 10/13/87

GP/GS (POSTSEASON): 45/1 (5/1)

CAREER TRANSACTIONS:

- Signed by the Colts as an unrestricted free agent on March 20, 2017.
- Signed by the Seattle Seahawks as an unrestricted free agent on April 28, 2016.
- Signed by the Miami Dolphins as a free agent on December 8, 2015.
- Released by the Dolphins on December 5, 2015.
- Signed to the Miami active roster from the practice squad on October 20, 2015.
- Signed to the Dolphins practice squad on September 30, 2015.
- Released by the Carolina Panthers on September 26, 2015.
- Originally signed by the Panthers as an undrafted free agent on April 30, 2013.

2016 (SEAHAWKS):

- Appeared 16 games (one start) and finished with two receptions for 36 yards while adding six special teams tackles.
- Made his first career start at the Los Angeles Rams (9/18).
- Recorded one catch for 16 yards vs. Buffalo (11/7).
- Tallied a career-high three special teams tackles against the Los Angeles Rams (12/15).
- Logged a career-long 20-yard reception and added one special teams tackle at San Francisco (1/1/17).

2015 (PANTHERS/DOLPHINS):

- Saw action on special teams in two games with Carolina.
- Contributed as a core special teams player for Miami in four games, registering one stop at Buffalo (11/8).

2014 (PANTHERS):

- Appeared in 14 games, posting career highs in catches (four) and yards (44) with a long catch of 16 yards and one stop on special teams.
- Hauled in his first career reception for a 16-yard gain at Cincinnati (10/12).
- Recorded two catches for 22 yards at Green Bay (10/19).
- Produced one special teams stop at Minnesota (11/30).

2013 (PANTHERS):

- Saw action in nine games as a special teamer,

SINGLE-GAME HIGHS

REC: 2 at GB (10/19/14)

YARDS: 22 at GB (10/19/14)

TDS: 0

LG: 20 at SF (1/1/17)

RUSH: 0

YARDS: 0

TDS: 0

LG: 0

recording one special teams tackle at Miami (11/24).

COLLEGE:

- Attended Portland Bible College in 2012 and played basketball.
- Logged a career-high 34 points and seven rebounds at George Mason.
- Played in 11 games in two seasons at Oregon (2010-11), posting two catches for 48 yards.
- As a senior in 2011, was diagnosed with spinal stenosis and was unable to perform.
- Saw action in 15 games in two seasons with Joliet Junior College (2008-09), totaling 62 receptions for 989 yards and eight touchdowns.
- As a sophomore in 2009, was named a First Team National Junior College Athletic Association All-America choice and was an All-Midwest Football Conference selection after seeing action in 11 games and leading the team with 56 catches for 908 yards and seven touchdowns.
- Played in four games as a freshman in 2008, posting six receptions for 81 yards and one score.

PERSONAL:

- Attended Eisenhower High School in Blue Island, Ill.
- Majored in sociology.
- Born in Chicago.

CAREER REGULAR SEASON STATISTICS

Year	GP	GS	RECEIVING					RUSHING				
			No.	Yards	Avg.	LG	TD	No.	Yards	Avg.	LG	TD
2016 SEA	16	1	2	36	18.0	20	0	0	0	0.0	0	0
2015 CAR/MIA	6	0	0	0	0.0	0	0	0	0	0.0	0	0
2014 CAR	14	0	4	44	11.0	16	0	0	0	0.0	0	0
2013 CAR	9	0	0	0	0.0	0	0	0	0	0.0	0	0
TOTAL	45	1	6	80	13.3	20	0	0	0	0.0	0	0

CAREER POSTSEASON STATISTICS

Year	GP	GS	RECEIVING					RUSHING				
			No.	Yards	Avg.	LG	TD	No.	Yards	Avg.	LG	TD
2016 SEA	2	1	0	0	0.0	0	0	0	0	0.0	0	0
2014 CAR	2	0	0	0	0.0	0	0	0	0	0.0	0	0
2013 CAR	1	0	0	0	0.0	0	0	0	0	0.0	0	0
TOTAL	5	1	0	0	0.0	0	0	0	0	0.0	0	0

SPECIAL TEAMS TACKLES: 9 (2016 - 6, 2015 - 1, 2014 - 1, 2013 - 1)

POSTSEASON SPECIAL TEAMS TACKLES: 2 (2016 - 1, 2014 - 1)

GETTING TO KNOW BRANDON WILLIAMS

Favorite musician and/or song: D'Angelo

Favorite food: Giordano's Pizza

What is something interesting about you that

people may not know: I have an outie belly button

Favorite vacation spot: Dominican Republic

Favorite television show: *Narcos*

What's the one thing you couldn't live without:

My phone



36
S

ANDREW WILLIAMSON

6-1 • 209 • VANDERBILT

NFL EXP: 2 (2nd Year with Colts)

HOW ACQUIRED: FA – 2016

BORN: 11/18/92

GP/GS (POSTSEASON): 0/0 (0/0)

CAREER TRANSACTIONS:

- Signed by the Colts as an undrafted free agent on May 2, 2016.

2016 (COLTS):

- Placed on Injured Reserve on August 2.

COLLEGE:

- Played four seasons at Vanderbilt where he appeared in 47 games (19 starts) and totaled 135 tackles (85 solo), 1.0 sack, 6.0 tackles for loss, eight passes defended, one forced fumble, two fumble recoveries and one interception.
- As a redshirt senior in 2015, started 10 games and compiled 41 tackles (28 solo), one forced fumble, one fumble recovery and four passes defended.
- In 2014, appeared in 12 games (nine starts) and earned 54 tackles (32 solo), 4.0 tackles for loss, three passes defended and one quarterback hurry.
- Saw action in 12 games serving as the team's top

SINGLE-GAME HIGHS

TACKLES: N/A

SACKS: N/A

FF: N/A

FR: N/A

INT: N/A

PD: N/A

reserve safety and finished with 20 tackles (11 solo), 1.0 tackle for loss, two interceptions and two fumble recoveries as a redshirt sophomore in 2013.

- In 2012, participated in all 13 games as a backup safety and registered 20 tackles (14 solo) and one blocked kick.
- Redshirted as a freshman in 2011.

PERSONAL:

- Attended John Paul Stevens High School in San Antonio, Texas where he was a senior captain of the



ADMINISTRATION

COACHING STAFF

FOOTBALL OPERATIONS

BUSINESS OPERATIONS

PLAYERS

2016 SEASON IN REVIEW

COLTS HISTORY

RECORDS

COLTS IN THE COMMUNITY

football team and amassed 168 total tackles, four forced fumbles and one interception as a senior to help lead the team to the 5A-D1 state semifinals with an 11-5 record.

- Was an all-state honorable mention and all-district first-team selection as a senior as well as being named to the *San Antonio Express News* All-City team.
- Distributed Thanksgiving meals in 2016 as part of the team's Hunger Relief effort.

- Shopped for the holidays with underserved children as part of Vontae Davis' holiday shopping event in 2016.
- Fitted students for new shoes and hats as part of the team's 2016 Cold Feet Warm Shoes event.
- An economics major at Vanderbilt.
- Born in Germany to Rickie and Brenda Williamson who are both federal employees with the U.S. Army and U.S. Air Force, respectively.

CAREER REGULAR SEASON STATISTICS

Year	GP	GS	Solo	Asst.	Total	Sacks	PD	FF	FR	INT	Yds	Avg.	LG	TD
2016 IND							INJURED RESERVE							
TOTAL	0	0	0	0	0	0.0	0	0	0	0	0	0.0	0	0

GETTING TO KNOW ANDREW WILLIAMSON

Favorite team and/or athlete outside of football: San Antonio Spurs
Favorite musician and/or song: Drake
Hobbies outside of football: Video games
What is something interesting about you that most people may not know: I grew up in a military family so we moved around a bit. I've seen part of

Europe and lived in Germany and the Netherlands.
Favorite food: Burger and fries
Favorite vacation spot: Canary Islands
Favorite movie: *The Dark Knight*
What's the one thing you couldn't live without: Oxygen

97

NT

AL WOODS



6-4 • 330 • LSU

NFL EXP: 8 (1st Year with Colts)

HOW ACQUIRED: FA – 2017

BORN: 3/25/87

GP/GS (POSTSEASON): 81/19 (0/0)

CAREER TRANSACTIONS:

- Signed by the Colts as a free agent on March 17, 2017.
- Released by the Tennessee Titans on March 8, 2017.
- Signed by the Titans as an unrestricted free agent on March 12, 2014.
- Claimed off waivers (Seattle) by the Pittsburgh Steelers on November 9, 2011.
- Waived by the Seattle Seahawks on November 8, 2011.
- Claimed off waivers (Tampa Bay) by the Seahawks on September 4, 2011.
- Waived by the Tampa Bay Buccaneers on September 3, 2011.
- Signed to the Buccaneers active roster from the Steelers practice squad on November 3, 2010.
- Signed to the Steelers practice squad on September 8, 2010.
- Released by the New Orleans Saints on September 4, 2010.
- Selected by the Saints in the fourth round (123rd overall) of the 2010 NFL Draft.

2016 (TITANS):

- Appeared in 12 games (seven starts) at nose tackle and registered 17 tackles (11 solo) and 2.0 tackles for loss.

SINGLE-GAME HIGHS

TACKLES: 5, five times (Last: at KC 12/18/16)

SACKS: 2.0 at CLE (11/24/13)

FF: 0

FR: 0

INT: 0

PD: 1, two times (Last: vs. CLE 12/29/13)

- Tallied two solo tackles, including 1.0 tackle for loss in the season opener against Minnesota (9/11).
- Recorded three solo tackles at Chicago (11/27).
- Tied a career-high with five tackles (four solo) at Kansas City (12/18).
- Posted two solo tackles, including 1.0 tackle for loss at Jacksonville (12/24).

2015 (TITANS):

- Played in 14 games (nine starts) and combined for a career-high 31 tackles (14 solo), 3.0 tackles for loss and one quarterback hit.
- Established a career-best five tackles (four solo), including 2.0 tackles for loss and one quarterback hit at Cleveland (9/20).

- Logged three solo tackles and 1.0 tackle for loss against Miami (10/18).
- Tied his career-high with five tackles (three solo) against Carolina (11/15).

2014 (TITANS):

- Appeared in all 16 games (one start) in his debut season in Tennessee and totaled 31 tackles (14 solo), 1.0 sack, 3.0 tackles for loss and one quarterback hit.
- Produced four solo tackles and 1.0 tackle for loss against Cleveland (10/5).
- Combined for three tackles at Baltimore (11/9).
- Posted three tackles (two solo) at Philadelphia (11/23).
- Recorded two tackles (one solo), 1.0 sack, 1.0 tackle for loss and one quarterback hit against the New York Jets (12/14).

2013 (STEELERS):

- Saw action in all 16 games (two starts) and compiled 20 tackles (15 solo), a career-high 2.0 sacks, 1.0 tackle for loss, three quarterback hits and two passes defended.
- Logged two assisted tackles in the season opener against Tennessee (9/8).
- Produced the first multiple-sack performance of his career at Cleveland (11/24), combining for four tackles (three solo), 2.0 sacks, 1.0 tackle for loss and two quarterback hits.
- Tallied four tackles (two solo), one quarterback hit and one pass defended against Cincinnati (12/15).

2012 (STEELERS):

- Saw action in 12 games, primarily on special teams and as a reserve defensive lineman, recording two tackles (one solo).
- Was inactive for the final four contests.

2011 (SEAHAWKS/STEELERS):

- Appeared in two games, registering two tackles (one solo).
- Was inactive for six games.

2010 (BUCCANEERS):

- Saw action in nine games as a rookie and totaled 17 tackles (12 solo), half a sack and one quarterback hit.
- Shared a sack at San Francisco (11/21).
- Recorded three tackles (two solo) at Washington (12/12).

COLLEGE:

- Appeared in 41 career games (16 starts) over the course of his four seasons at LSU (2006-09),

LIFE ON THE FARM

Woods owns a farm with about 300 head of cattle and 90 horses in Elton, La. He is a second-generation cattleman who grew up on a farm working with his father and uncle. He tends to his current farm during the offseason and in addition to handling cattle, he plants rice and bales hay.

- compiling 73 tackles (35 solo), 8.0 tackles for loss, 3.5 sacks, two passes defended, one quarterback hit and three fumble recoveries.
- Started all 13 games as a senior in 2009, recording a career-best 33 tackles (15 solo), 5.5 tackles for loss, 1.0 sack, two passes defended and a blocked field goal that was returned for a touchdown by teammate Patrick Peterson.
- Appeared in 10 games (three starts) as a junior in 2008, tallying 11 tackles (four solo).
- Saw action in 12 games, including the BCS National Championship Game, as a sophomore in 2007.
- Registered 22 tackles (13 solo), 2.0 tackles for loss, 2.0 sacks, one quarterback hit and three fumble recoveries.
- Played in six games, including the Sugar Bowl, as a true freshman in 2006.
- Totaled seven tackles (three solo), half a sack and half a tackle for loss.

PERSONAL:

- Attended Elton (La.) High School and earned All-America honors as a senior by *Parade Magazine*, *USA Today* and Reebok.
- Represented the state of Louisiana in the U.S. Army All-American Bowl.
- Finished his senior season with 109 tackles and 12.0 tackles for loss. Also played on the offensive line.
- Logged 100 tackles and 11.0 tackles for loss as a junior in 2004.
- Received first-team all-state and all-district honors in each of his last two seasons.
- Named to Tom Lemming's 2005 All-America team, the FSN South's Countdown to Signing Day "All-South" second-team, the *Atlanta Journal-Constitution* Super Southern 100, the *Baton Rouge Advocate* Super Dozen, the *Mobile Register* Super Southeast 120 and the *New Orleans Times-Picayune* Top 16 Blue-Chip list.
- Majored in general studies with concentrations in African-American studies, communication studies and sports studies.
- Born in Jennings, La.

CAREER REGULAR SEASON STATISTICS

Year	GP	GS	Solo	Asst.	Total	Sacks	PD	FF	FR	INT	Yds	Avg.	LG	TD
2016 TEN	12	7	11	6	17	0.0	0	0	0	0	0	0.0	0	0
2015 TEN	14	9	14	17	31	0.0	0	0	0	0	0	0.0	0	0
2014 TEN	16	1	14	17	31	1.0	0	0	0	0	0	0.0	0	0
2013 PIT	16	2	15	5	20	2.0	2	0	0	0	0	0.0	0	0
2012 PIT	12	0	1	1	2	0.0	0	0	0	0	0	0.0	0	0
2011 SEA/PIT	2	0	1	1	2	0.0	0	0	0	0	0	0.0	0	0
2010 TB	9	0	12	5	17	0.5	0	0	0	0	0	0.0	0	0
TOTAL	81	19	68	52	120	3.5	2	0	0	0	0	0.0	0	0



ADMINISTRATION

COACHING
STAFF

FOOTBALL
OPERATIONS

BUSINESS
OPERATIONS

PLAYERS

2016 SEASON
IN REVIEW

COLTS HISTORY

RECORDS

COLTS IN THE
COMMUNITY

GETTING TO KNOW AL WOODS

Favorite musician and/or song: Bruno Mars -
"That's What I Like"

swimming. I love playing on the Slip 'N Slide with
my kids.

Hobbies outside of football: Fishing, hunting and

Favorite food: Pizza

2017 DRAFT PICKS



ADMINISTRATION

COACHING
STAFFFOOTBALL
OPERATIONSBUSINESS
OPERATIONS

PLAYERS

2016 SEASON
IN REVIEW

COLTS HISTORY

RECORDS

COLTS IN THE
COMMUNITY29
S

MALIK HOOKER

6-2 • 212 • OHIO STATE

NFL EXP: Rookie

HOW ACQUIRED: D1 – 2017 (15th overall)

BORN: 4/2/96

CAREER TRANSACTIONS:

- Selected by the Colts in the first round (15th overall) of the 2017 NFL Draft.

COLLEGE:

- Played in 26 games (13 starts) at Ohio State at safety where he helped lead the Buckeyes to a 2015 Fiesta Bowl win and a 2016 appearance in the College Football Playoff.
- Finished his career with 84 tackles (49 solo), 5.5 tackles for loss, half a sack, seven interceptions (three returned for touchdowns) and 11 passes defended.
- Led the nation with three interceptions returned for touchdowns in 2016, ranked second nationally with 181 interception return yards and finished third in the nation in total interceptions with seven.
- Was named a unanimous First Team All-America choice in 2016 and a Thorpe Award semifinalist, an award given annually to the nation's top defensive back.

2016:

- Started all 13 games en route to being named a semifinalist for the Thorpe Award, which is given annually to the nation's top defensive back.
- Totaled 74 tackles (43 solo), 5.5 tackles for loss, half a sack, seven interceptions (three returned for touchdowns) and 11 passes defended.
- Was a consensus First Team All-America selection earning first-team honors from Walter Camp, The Associated Press, *USA Today*, *Sporting News*, *Sports Illustrated*, Fox Sports,

CBS Sports, AFCS and the FWAA.

- Led the nation in interception return touchdowns (three), including a critical 16-yarder in a win over Michigan.
- Ranked second nationally with 181 interception return yards and third in interceptions with seven (most in the Big Ten).
- Recorded 74 tackles (third on the team) for a defense that finished second in the Big Ten in total defense, allowing only 296.8 yards per game.
- Tallied 11 passes defended for a unit that ranked second in the Big Ten in pass defense, allowing only 172.2 yards per game.

2015:

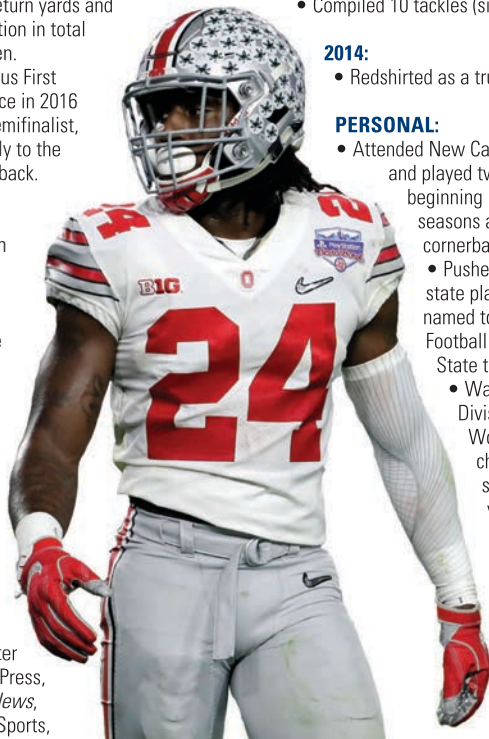
- Saw action in all 13 games, including the Fiesta Bowl.
 - Compiled 10 tackles (six solo).

2014:

- Redshirted as a true freshman.

PERSONAL:

- Attended New Castle (Pa.) High School and played two seasons of football, beginning in 2012, and started both seasons at wide receiver and cornerback.
 - Pushed his 7-3 team to the state playoffs in 2013 and was named to the Pennsylvania Football Writers Class AAA All-State team.
 - Was considered to be a Division I basketball recruit. Won back-to-back league championships his sophomore and junior years, leading his team to a 52-2 record.
 - Led his team to the AAAA State Championship in 2014.
 - Considered a four-star recruit by ESPN and the 50th best athlete of his class.



CAREER COLLEGE STATISTICS

Year	GP	GS	Solo	Asst.	Total	Sacks	PD	FF	FR	INT	Yds	Avg.	LG	TD
2016	13	13	43	31	74	0.5	11	0	0	7	181	25.9	48	3
2015	13	0	6	4	10	0.0	0	0	0	0	0	0.0	0	0
TOTAL	26	13	49	35	84	0.5	11	0	0	7	181	25.9	48	3

GETTING TO KNOW MALIK HOOKER

Favorite team and/or athlete outside of football:

LeBron James

Favorite musician and/or song:

Future

Hobbies outside of football:

Paintball

What is something interesting about you that

most people may not know: I like poetry

Favorite food:

Steak and chicken alfredo

Favorite movie:

Antwone Fisher

What's the one thing you couldn't live without:

Family

31

CB

QUINCY WILSON

6-1 • 206 • FLORIDA

NFL EXP: Rookie

HOW ACQUIRED: D2 – 2017 (46th overall)

BORN: 8/16/96



CAREER TRANSACTIONS:

- Selected by the Colts in the second round (46th overall) of the 2017 NFL Draft.

COLLEGE:

- Was one of two players for the Gators to start every game during his final season in 2016.
- Named Second Team All-SEC by The Associated Press, *Athlon Sports* and *Gridiron Now*.
- Appeared in 39 games (24 starts) over three seasons, recording 84 tackles (47 solo), 4.5 tackles for loss, 1.0 sack, 17 passes defended, six interceptions (one returned for a touchdown) and one forced fumble in his collegiate career.

2016:

- Recorded 33 tackles (18 solo), 3.5 tackles for loss, 1.0 sack, three interceptions (one returned for a touchdown) and six passes defended.
- Earned Second Team All-SEC honors from The Associated Press, *Athlon Sports* and

Gridiron Now.

- Returned an interception 78 yards for a touchdown in a 40-14 victory against Missouri.
- Tallied nine tackles, a career-high, against South Carolina.
- Notched his first career collegiate sack for an eight-yard loss in a win against Vanderbilt.

2015:

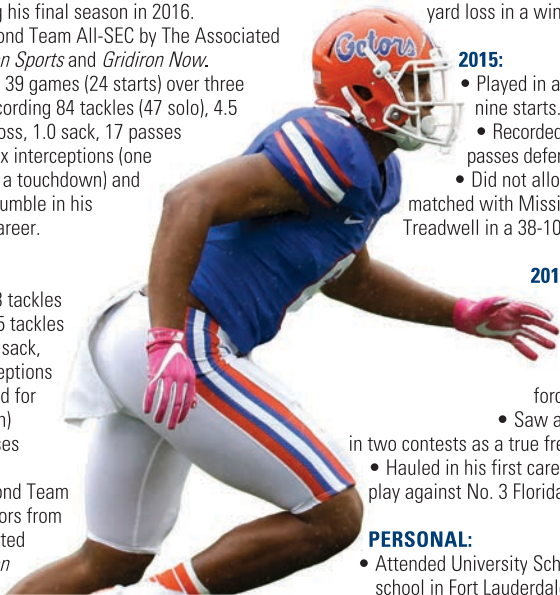
- Played in all 14 games and posted nine starts.
- Recorded 29 tackles (13 solo), seven passes defended and two interceptions.
- Did not allow a single catch when matched with Mississippi wide receiver Laquan Treadwell in a 38-10 win over the Rebels.

2014:

- Recorded 22 tackles (16 solo), 1.0 tackle for loss, four passes defended, one interception and one forced fumble.
- Saw action in 12 games, starting in two contests as a true freshman.
- Hauled in his first career interception on a diving play against No. 3 Florida State.

PERSONAL:

- Attended University School, a college preparatory school in Fort Lauderdale, Fla.





ADMINISTRATION

COACHING STAFF

FOOTBALL OPERATIONS

BUSINESS OPERATIONS

PLAYERS

2016 SEASON IN REVIEW

COLTS HISTORY

RECORDS

COLTS IN THE COMMUNITY

- Regarded as a four-star recruit by *Rivals.com* and the 14th-best cornerback in his class.
- Helped University School reach the Class 4A regional finals and was named to the Class 4A first-team defense.

- His father, Chad Wilson, played cornerback at Miami (FL) from 1992-94.
- Participated in the 2014 Under Armour All-American Game as a high school senior.

CAREER COLLEGE STATISTICS

Year	GP	GS	Solo	Asst.	Total	Sacks	PD	FF	FR	INT	Yds	Avg.	LG	TD
2016	13	13	18	15	33	1.0	6	0	0	3	80	26.7	78t	1
2015	14	9	13	16	29	0.0	7	0	0	2	13	6.5	11	0
2014	12	2	16	6	22	0.0	4	1	0	1	0	0.0	0	0
TOTAL	39	24	47	37	84	1.0	17	1	0	6	93	15.5	78t	1

GETTING TO KNOW QUINCY WILSON**Favorite team and/or athlete outside of football:**

LeBron James

Favorite musician and/or song: Future**Hobbies outside of football:** I like playing Call of Duty**Favorite food:** Spaghetti**Favorite vacation spot:** Fort Lauderdale, Fla.**If you could have lunch with three people, living or dead, who would they be:** Richard Sherman, Quavo from Migos and LeBron James**Favorite movie:** *The Great Gatsby***58**
OLB**TARELL BASHAM****6-4 • 266 • OHIO****NFL EXP:** Rookie**HOW ACQUIRED:** D3 – 2017 (80th overall)**BORN:** 3/18/94**CAREER TRANSACTIONS:**

- Selected by the Colts in the third round (80th overall) of the 2017 NFL Draft.

Player of the Year after leading the conference in sacks.

COLLEGE:

- Played in 51 games (37 starts) at Ohio University where he was a four-year starter at defensive end and helped lead the Bobcats to three bowl game appearances and an appearance in the 2016 Mid-American Conference Championship Game.
- Totaled 158 tackles (81 solo), 41.5 tackles for loss, 29.5 sacks, six passes defended, five forced fumbles and one fumble recovery.
- Set school records for sacks in a single season (11.5) in 2016 and career sacks (29.5).
- Was named the 2016 MAC Defensive

2016:

- Started all 14 games for the MAC East Division champion Bobcats en route to being named the MAC Defensive Player of the Year.
- Earned First Team MAC honors with a conference-high 11.5 sacks which also set a single-season school record.
- Finished his collegiate career as the school's all-time sack leader with 29.5.
- Tallied 71 total pressures, which was the fifth-most in the nation.
- Anchored a Bobcats defensive line that yielded a conference-best 105.1 rushing yards per game, which was the fifth-best in the nation.
- Totaled 50 tackles (30 solo), 16.0 tackles for loss, two passes defended, two forced fumbles and one fumble recovery.



2015:

- Started in 11 games including the 2015 Camellia Bowl.
- Led the team with 5.5 sacks and 11 quarterback hurries.
- Ranked seventh on the team with 43 tackles (20 solo).
- Compiled 10.0 tackles for loss and one pass defended.

2014:

- Named to the Hendricks Award Midseason Watch List.
- Saw action in all 12 games, starting in seven for the Bobcats.
- Totaled 33 tackles (15 solo), 6.0 tackles for loss, 5.0 sacks, two passes defended and one forced fumble.
- Had a season-high seven tackles against Marshall.

2013:

- Named to the 13th annual Football Writers Association of America Freshman All-America Team.
- Started five games and saw action in a total of 13 games including the 2013 Beef 'O' Brady's Bowl.

CAREER COLLEGE STATISTICS

Year	GP	GS	Solo	Asst.	Total	Sacks	PD	FF	FR	INT	Yds	Avg.	LG	TD
2016	14	14	30	20	50	11.5	2	2	1	0	0	0.0	0	0
2015	12	11	20	23	43	5.5	1	0	0	0	0	0.0	0	0
2014	12	7	15	18	33	5.0	2	1	0	0	0	0.0	0	0
2013	13	5	16	16	32	7.5	1	2	0	0	0	0.0	0	0
TOTAL	51	37	81	77	158	29.5	6	5	1	0	0	0.0	0	0

GETTING TO KNOW TARELL BASHAM**Favorite team and/or athlete outside of football:**

FC Barcelona and Lionel Messi

Favorite musician and/or song: Migos**What is something interesting about you that most people may not know:** I love watching cartoons**Favorite food:** Anything Italian**Favorite vacation spot:** San Diego**If you could have lunch with three people, living or dead, who would they be:** Bernie Mac, Beyonce and Notorious B.I.G.**What's the one thing you couldn't live without:** My faith**72**
T**ZACH BANNER****6-9 • 358 • USC****NFL EXP:** Rookie**HOW ACQUIRED:** D4 – 2017 (137th overall)**BORN:** 12/25/93**CAREER TRANSACTIONS:**

- Selected by the Colts in the fourth round (137th overall) of the 2017 NFL Draft.

COLLEGE:

- Started 38-of-40 career games for the Trojans.
- Named a finalist for the 2016 Senior CLASS Award, which recognizes excellence in the community, classroom, character and competition.

- Named to the All-Pac-12 first-team in 2015.
- Won USC's Offensive Lineman of the Year Award in 2015 and was the team's Co-Offensive Lineman of the Year in 2016.
- Played on USC's basketball team in 2013, but did not see any action.

2016:

- Started his third consecutive year at left tackle.



ADMINISTRATION

COACHING STAFF

FOOTBALL OPERATIONS

BUSINESS OPERATIONS

PLAYERS

2016 SEASON IN REVIEW

COLTS HISTORY

RECORDS

COLTS IN THE COMMUNITY

- Voted team captain by his teammates.
- Made the 2016 *CollegeSportsMadness.com* All-America first-team, Senior CLASS Award All-America first-team, All-Pac-12 first-team, Phil Steele All-Pac-12 first-team and was among 10 finalists for the Senior CLASS Award (given to the nation's top senior excelling in community/classroom/character/competition).
- Won USC's 2016 Co-Offensive Lineman of the Year Award and Community Service Award.
- Invited to the 2017 Senior Bowl.
- Part of an offensive unit that generated 34.4 points per game and 201.1 rushing yards per game.
- Won his final collegiate game in a 52-49 Rose Bowl victory over Penn State and was named Associated Press All-Bowl Team honorable mention for his performance.

2015:

- Started all 14 games (12 at right tackle and two at left tackle).
- Named to the All-Pac-12 first-team, Associated Press All-Pac-12 second-team, Phil Steele's All-Pac-12 second-team and *CollegeSportsMadness.com* All-American third-team.
- Won USC's Offensive Lineman of the Year Award.
- Helped USC running backs Justin Davis and Ronald Jones each rush for over 900 yards on the season.

2014:

- Started all 13 games at right tackle during his sophomore campaign.
- Named to the 2014 *College Football News* Sophomore All-America honorable mention list.
- Helped generate 515 yards of offense in a high-scoring 45-42 Holiday Bowl victory over Nebraska.

2013:

- Played in two games as a backup tackle before undergoing surgery on both hips.

2012:

- Redshirted as a true freshman.

PERSONAL:

- Attended Lakes High School in Lakewood, Wash.
- Named to *USA Today's* All-USA first-team in both his junior and senior years of high school.
- As a high school senior, was listed as a five-star recruit and the nation's 16th-best player in

his class by *Rivals.com*.

- Was named a finalist for the 2012 Watkins Award, given to the nation's top African-American scholar athlete.
- His 2011 honors included *USA Today* All-USA first-team, *SuperPrep* All-America, *PrepStar* All-America, *SI.com* All-America first-team, *Max Preps* All-America second-team, *Max Preps* All-America Medium Schools first-team, *PrepStar* Top 150 Dream Team, ESPNU 150, *SuperPrep* All-Farwest, *PrepStar* All-West, *Tacoma News Tribune* Western 100, *Seattle Times* All-State, *Orange County Register* Feb 15 first-team, *Tacoma News Tribune* Northwest Nuggets and *Tacoma News Tribune* All-Area first-team as a senior offensive lineman.
- Reached the 2011 state 3A title game in basketball.
- As a junior in 2010, he made *USA Today* All-USA first-team, *Max Preps* All-America second-team, *Max Preps* All-America Medium Schools first-team, *Max Preps* Junior All-America first-team and All-State 3-A first-team.
- A native of Tacoma, Wash.

CAREER COLLEGE GP/GS:

2016: 11/11

2015: 14/14

2014: 13/13

2013: 2/0

2012: 0/0

TOTAL: 40/38

GETTING TO KNOW ZACH BANNER

Favorite team and/or athlete outside of football:

Shaquille O'Neal. He was dominant on the court and a Hall of Famer obviously. A really good dude in the community and has fun in the media. I was also a big SuperSonics fan, but now am just a big Kevin Durant fan.

Favorite musician and/or song: My favorite musician is Drake and my favorite song is "Don't Stop Believin'" by Journey.

Hobbies outside of football: Fishing and video games

What is something interesting about you that most people may not know: I'm a huge soccer fan.

My favorite team is Manchester United. I became a huge fan of the sport after watching the 2014 World Cup.

Favorite food: Seafood. I'm half-Islander so it runs in my blood.

If you could have lunch with two people, living or dead, who would they be: Dr. Martin Luther King, Jr. and Shaquille O'Neal

Favorite movie: *Star Wars*

What's the one thing you couldn't live without: Rice

25

RB



MARLON MACK

5-11 • 210 • SOUTH FLORIDA

NFL EXP: Rookie

HOW ACQUIRED: D4 – 2017 (143rd overall)

BORN: 3/7/96

CAREER TRANSACTIONS:

- Selected by the Colts in the fourth round (143rd overall) of the 2017 NFL Draft.

COLLEGE:

- Was a three-year starter at running back for the University of South Florida, starting in every game in which he saw action (36).
- Finished as USF's all-time leader in rushing yards (3,609) and rushing touchdowns (32).
- Became the first three-time all-conference selection in program history.

2016:

- Started all 12 games for the Bulls en route to being named an American Athletic Conference first-team selection and the first three-time all-conference selection in program history.
- Became the USF and AAC all-time leading rusher with 3,609 career yards.
- Became the first player in school history to rush for 1,000 yards in three consecutive seasons.

- Set USF records for career all-purpose yards with 4,107 yards, most 100-yard rushing games (20) and career rushing touchdowns (32).
- Posted 1,187 rushing yards and 15 rushing touchdowns, which is the second-best mark in USF history.
- Ended his career ranked third on USF's all-time scoring list with 198 points (most ever by a non-kicker) and owns three of the top six rushing seasons in school history.



2015:

- Started 12 games en route to earning first-team all-conference honors.
- Led the AAC and set a school record with 1,381 rushing yards on 210 attempts.
- Set a school record with nine 100-yard rushing games and tied another school record with his 6.6 yards per carry average.
- Ranked 19th in the nation in rushing yards and 16th in yards per game (115.1) leading the conference in every category.
- Led the team with 1,492

ADMINISTRATION

COACHING STAFF

FOOTBALL OPERATIONS

BUSINESS OPERATIONS

PLAYERS

2016 SEASON IN REVIEW

COLTS HISTORY

RECORDS

COLTS IN THE COMMUNITY



ADMINISTRATION

COACHING STAFF

FOOTBALL OPERATIONS

BUSINESS OPERATIONS

PLAYERS

2016 SEASON IN REVIEW

COLTS HISTORY

RECORDS

COLTS IN THE COMMUNITY

all-purpose yards (124.3 ypg.) which ranked second in the conference.

2014:

- Started all 12 games at running back in his first season and recorded one of the best rushing seasons in USF history.
- Named AAC Rookie of the Year and an all-conference first-team selection.
- Led the conference in rushing with 1,041 yards setting a new freshman school record and was one of three freshmen in the FBS to lead a conference in rushing.
- Finished third in the AAC with nine rushing touchdowns and added 21 receptions for 160 yards

for 1,201 all-purpose yards.

- Exploded onto the scene with a conference record and USF record-tying 275 yards and four touchdowns against Western Carolina.

PERSONAL:

- Attended Booker High School in West Sarasota, Fla. where he was rated as a four-star recruit by *ESPN.com* and ranked No. 15 on Bright House Network's Top 20 football players prior to his senior season.
- As a senior, was named a First Team Associated Press Class 5A All-State selection and was selected to play in the Semper Fidelis All-America Bowl.
- A native of Sarasota, Fla.

CAREER COLLEGE STATISTICS

Year	GP	GS	No.	RUSHING			RECEIVING					
				Yards	Avg.	LG	TD	No.	Yards	Avg.	LG	TD
2016	12	12	174	1,187	6.8	85	15	28	227	8.1	37	0
2015	12	12	210	1,381	6.6	59	8	16	111	6.9	20	1
2014	12	12	202	1,041	5.2	75	9	21	160	7.6	19	0
TOTAL	36	36	586	3,609	6.2	85	32	65	498	7.6	37	1

GETTING TO KNOW MARLON MACK**Favorite team and/or athlete outside of football:**

LeBron James

Favorite musician and/or song: YFN Lucci and Meek Mill**Hobbies outside of football:** Video games and movies**What is something interesting about you that most people may not know:** I love sneakers**Favorite food:** Fried chicken**Favorite vacation spot:** Miami**If you could have lunch with three people, living or dead, who would they be:** LeBron James, Barack Obama and Denzel Washington**Favorite movie:** *The Hangover***What's the one thing you couldn't live without:** Football and my phone

68
DT

GROVER STEWART

6-4 • 333 • ALBANY STATE

NFL EXP: Rookie

HOW ACQUIRED: D4 – 2017 (144th overall)

BORN: 10/20/93

CAREER TRANSACTIONS:

- Selected by the Colts in the fourth round (144th overall) of the 2017 NFL Draft.

COLLEGE:

- Played in 39 games (19 starts) and totaled 141 tackles (90 solo), 35.5 tackles for loss, 27.0 sacks, five passes defended and two forced fumbles.
- Was a four-time First Team SIAC All-Conference honoree.
- Participated in the 2017 NFLPA Collegiate Bowl.
- Named the Most Valuable Player for football and the

ASU Athlete of the Year at the 2016 Albany State sports banquet.

- Also was a member of the Albany State men's track and field team for three years, competing in the shot put and discus. Won the 2014 SIAC Championship as member of program.

2016:

- Started all nine games and tallied 37 tackles (26 solo), 12.0 tackles for loss, 7.5 sacks, two passes defended and one forced fumble.
- Named the Most Valuable Player for football and the

ASU Athlete of the Year at the Albany State sports banquet.

- Earned First Team SIAC All-Conference honors.

2015:

- Started all 10 games and totaled 29 tackles (19 solo), 15.0 tackles for loss, 7.0 sacks and one pass defended.
- Earned First Team SIAC All-Conference honors.

2014:

- Saw action in all 10 games and registered 39 tackles (24 solo) and 7.5 sacks.
- Earned First Team SIAC All-Conference honors.



2013:

- Participated in all 10 games and compiled 36 tackles (21 solo), 8.5 tackles for loss, 5.0 sacks, two passes defended and one forced fumble.
- Earned First Team SIAC All-Conference honors.

PERSONAL:

- Attended Mitchell County High School in Camilla, Ga. where he played football and participated in track.
- Earned his bachelor's degree in criminal justice from Albany State in December of 2016.
 - A native of Camilla, Ga.

CAREER COLLEGE STATISTICS

Year	GP	GS	Solo	Asst.	Total	Sacks	PD	FF	FR	INT	Yds	Avg.	LG	TD
2016	9	9	26	11	37	7.5	2	1	0	0	0	0.0	0	0
2015	10	10	19	10	29	7.0	1	0	0	0	0	0.0	0	0
2014	10	0	24	15	39	7.5	0	0	0	0	0	0.0	0	0
2013	10	0	21	15	36	5.0	2	1	0	0	0	0.0	0	0
TOTAL	39	19	90	51	141	27.0	5	2	0	0	0	0.0	0	0

GETTING TO KNOW GROVER STEWART

Favorite team and/or athlete outside of football:

LeBron James

Favorite musician and/or song: Gucci Mane

Hobbies outside of football: Fishing, riding four wheelers and working on cars

What is something interesting about you that most people may not know: In high school, I ran the 100 meter in track.

Favorite food: Wings and hamburgers

Favorite vacation spot: Pensacola, Fla.

If you could have lunch with three people, living or dead, who would they be: My grandma, my granddad and my son

Favorite movie: *Get Out*

What's the one thing you couldn't live without: My parents

ADMINISTRATION

COACHING STAFF

FOOTBALL OPERATIONS

BUSINESS OPERATIONS

PLAYERS

2016 SEASON IN REVIEW

COLTS HISTORY

RECORDS

COLTS IN THE COMMUNITY



ADMINISTRATION

COACHING STAFF

FOOTBALL OPERATIONS

BUSINESS OPERATIONS

PLAYERS

2016 SEASON IN REVIEW

COLTS HISTORY

RECORDS

COLTS IN THE COMMUNITY

27
CB

NATE HAIRSTON

6-0 • 195 • TEMPLE

NFL EXP: Rookie

HOW ACQUIRED: D5 – 2017 (158th overall)

BORN: 6/30/94

CAREER TRANSACTIONS:

- Selected by the Colts in the fifth round (158th overall) of the 2017 NFL Draft.

COLLEGE:

- Appeared in 43 games (15 starts) at Temple and compiled 40 tackles (31 solo), 3.0 tackles for loss, two interceptions and six passes defended.
- Transitioned from wide receiver to cornerback in 2015.
- As a wide receiver, totaled 20 receptions for 150 yards in two seasons (2014-15).

2016:

- Started all 14 games at cornerback and posted 27 tackles (23 solo), 3.0 tackles for loss, two interceptions and five passes defended. Also returned one kickoff for 12 yards.
- Registered his first career interception against UCF, returning the ball for 21 yards.
- Held UConn's Noel Thomas, who averaged 8.7 receptions per game, to four receptions and 32 yards in a 21-0 win.

2015:

- Played in 14 games (one start) and totaled 11 tackles (six solo) and one pass defended.
- Recorded two tackles in his defensive back debut against Penn State.
- Earned his first career start at cornerback at SMU.

2014:

- Saw action in seven games as a wide receiver, totaling 13 receptions for 88 yards with a long catch of 16 yards.
- Produced a team-high seven receptions for 48 yards in the season opener at Vanderbilt.

2013:

- Played in eight games and hauled in seven receptions for 62 yards with a long catch of 16 yards.
- Missed four games due to an ankle injury.
- Also tallied two solo tackles.

2012:

- Redshirted as a true freshman.

PERSONAL:

- Attended Governor Thomas Johnson High School in Frederick, Md.
- Attended the Chicago Nike Combine in 2011.
- Was regarded as a two-star wide receiver recruit by *Rivals.com*.
- Majored in strategic communications.
- A native of Frederick, Md.



DEFENSIVE CAREER COLLEGE STATISTICS

Year	GP	GS	Solo	Asst.	Total	Sacks	PD	FF	FR	INT	Yds	Avg.	LG	TD
2016	14	14	23	4	27	0.0	5	0	0	2	29	14.5	21	0
2015	14	1	6	5	11	0.0	1	0	0	0	0	0.0	0	0
2014	7	0	0	0	0	0.0	0	0	0	0	0	0.0	0	0
2013	8	0	2	0	2	0.0	0	0	0	0	0	0.0	0	0
TOTAL	43	31	29	9	40	0.0	6	0	0	2	29	14.5	21	0

OFFENSIVE CAREER COLLEGE STATISTICS

Year	GP	GS	No.	Yards	RECEIVING			RUSHING				
					Avg.	LG	TD	No.	Yards	Avg.	LG	TD
2014	7	0	13	88	6.8	16	0	0	0	0.0	0	0
2013	8	0	7	62	8.9	16	0	0	0	0.0	0	0
TOTAL	15	0	20	150	7.5	16	0	0	0	0.0	0	0

CAREER RETURN STATISTICS

Year	GP	GS	PR	FC	Yards	Avg.	LG	TD	KR	Yards	Avg.	LG	TD
2016	14	14	0	0	0	0.0	0	0	1	12	12.0	12	0
TOTAL	14	14	0	0	0	0.0	0	0	1	12	12.0	12	0

GETTING TO KNOW NATE HAIRSTON

Favorite team and/or athlete outside of football:

LeBron James

Favorite musician and/or song:

Jay-Z

Hobbies outside of football:

Basketball

What is something interesting about you that

most people may not know: I like to ride bikes

with pedals and all.

Favorite food:

Pizza

Favorite vacation spot:

Jamaica

If you could have lunch with three people,

living or dead, who would they be: Dr. Martin

Luther King, Jr., Muhammad Ali and my Granddad

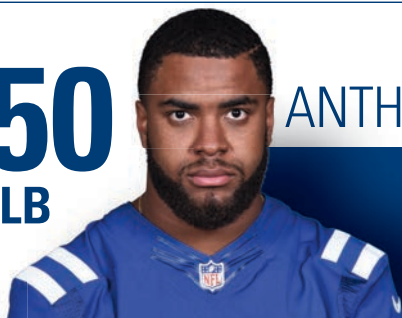
What's the one thing you couldn't live without:

A football

50

ILB

ANTHONY WALKER



6-1 • 242 • NORTHWESTERN

NFL EXP: Rookie

HOW ACQUIRED: D5 – 2017 (161st overall)

BORN: 8/8/95

CAREER TRANSACTIONS:

- Selected by the Colts in the fifth round (161st overall) of the 2017 NFL Draft.

COLLEGE:

- Started 33-of-38 career games in three seasons at Northwestern and totaled 278 tackles (155 solo), 39.5 tackles for loss, 7.5 sacks, six forced fumbles, six fumble recoveries, four interceptions (one returned for a touchdown) and 12 passes defended.
- Forced four fumbles in 2016, which ranked in the top 10 of all NCAA players.
- As a redshirt sophomore in 2015, finished third in the Big Ten in tackles (122).

2016:

- Named to the Walter Camp, Bednarik, Nagurski and

Butkus award watch lists prior to the season.

- Started all 13 games and totaled 105 tackles (62 solo), the second most on the team.
- Recorded 10.0 tackles for loss, 2.0 sacks, four forced fumbles, two fumble recoveries, one interception and five passes defended.
- Earned Second Team All-Big Ten honors from the conference's coaches.
- Ended his collegiate campaign with seven tackles and a forced fumble in a 31-24 PinStripe Bowl victory against Pittsburgh.

2015:

- Started all 13 games and finished with 122 tackles (64 solo), 20.5 tackles for loss, 4.0 sacks, one forced fumble, three fumble recoveries, one interception and four passes defended.

ADMINISTRATION

COACHING
STAFF

FOOTBALL
OPERATIONS

BUSINESS
OPERATIONS

PLAYERS

2016 SEASON
IN REVIEW

COLTS HISTORY

RECORDS

COLTS IN THE
COMMUNITY



ADMINISTRATION

COACHING STAFF

FOOTBALL OPERATIONS

BUSINESS OPERATIONS

PLAYERS

2016 SEASON IN REVIEW

COLTS HISTORY

RECORDS

COLTS IN THE COMMUNITY

- Earned All-America honors from The Associated Press and *Sports Illustrated*.
- His 122 tackles rank third in single-season Northwestern history.
- His 20.5 tackles for loss ranked as the fourth best in the nation.
- Was a consensus First Team All-Big Ten honoree.
- Tallied 19 tackles in a 19-10 victory over Duke.

2014:

- Played in all 12 games (seven starts) as a redshirt freshman.
- Stepped in for injured senior Collin Ellis and collected 51 tackles (29 solo), 9.0 tackles for loss, 1.5 sacks, one forced fumble, one fumble recovery, two interceptions (one returned for a touchdown) and three passes defended.
- Returned an interception 65 yards that set up a Northwestern touchdown in a 43-40 overtime win over Notre Dame.
- In his first career start at linebacker, intercepted Penn State's Christian Hackenberg and returned it 49 yards for a touchdown.

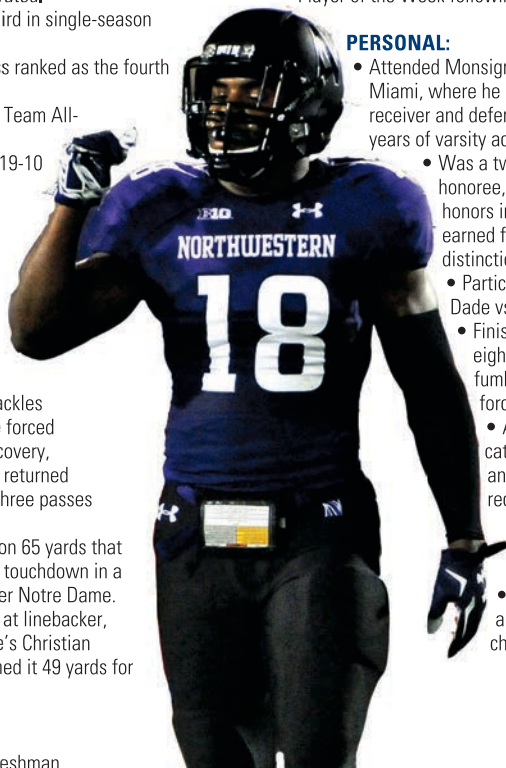
2013:

- Redshirted as a true freshman.

- Named Northwestern's Special Teams Practice Player of the Week following the Nebraska game.

PERSONAL:

- Attended Monsignor Edward Pace in Miami, where he played linebacker, wide receiver and defensive back in three years of varsity action.
- Was a two-time all-state honoree, earning first-team honors in 2012, and twice earned first-team all-conference distinction.
- Participated in the 2012 Nike Dade vs. Florida game.
- Finished with 200 tackles, eight interceptions, six fumble recoveries and five forced fumbles.
- Averaged 14.0 yards per catch as a wide receiver and had four touchdown receptions.
- Was a member of the National Honor Society.
- Majored in learning and organizational change.

**GETTING TO KNOW ANTHONY WALKER****Favorite team and/or athlete outside of football:**

Dwyane Wade

Favorite musician and/or song: Phil Collins - "In The Air Tonight"**Hobbies outside of football:** Video games and Netflix

What is something interesting about you that most people may not know: I ran track and made it to the Junior Olympics every year. I placed in the 400 meter as well.

Favorite food: Chicken**Favorite vacation spot:** Cancun

If you could have lunch with three people, living or dead, who would they be: Dwyane Wade, Jay-Z and Malcolm X

Favorite movie: *Remember The Titans* or *Friday Night Lights*

What's the one thing you couldn't live without: My phone

CAREER COLLEGE STATISTICS

Year	GP	GS	Solo	Asst.	Total	Sacks	PD	FF	FR	INT	Yds	Avg.	LG	TD
2016	13	13	62	43	105	2.0	5	4	2	1	17	17.0	17	0
2015	13	13	64	58	122	4.0	4	1	3	1	3	3.0	3	0
2014	12	7	29	22	51	1.5	3	1	1	2	114	57.0	65	1
TOTAL	38	33	155	123	278	7.5	12	6	6	4	134	33.5	65	1

**2017 COLLEGE
FREE AGENTS**



ADMINISTRATION

COACHING
STAFFFOOTBALL
OPERATIONSBUSINESS
OPERATIONS

PLAYERS

2016 SEASON
IN REVIEW

COLTS HISTORY

RECORDS

COLTS IN THE
COMMUNITY49
TE

MO ALIE-COX

6-6 • 267 • VCU

NFL EXP: Rookie

HOW ACQUIRED: FA – 2017

BORN: 9/19/93

CAREER TRANSACTIONS:

- Signed by the Colts as an undrafted free agent on April 21, 2017.

COLLEGE:

- Was a four-year standout on the Virginia Commonwealth University basketball team.
- Has not played football since his freshman year of high school, but his athleticism allows him to make the transition to football similar to the paths of Indianapolis tight ends Erik Swoope and Marcus Pollard, San Diego Chargers tight end Antonio Gates and Seattle tight end Jimmy Graham.
- With the Rams, started 103-of-142 games and totaled 1,092 points, 663 rebounds, 87 steals, 112

assists and 255 blocks in 3,322 minutes.

- Connected on 57.4 percent from the field and 68.7 percent from the free throw line.

PERSONAL:

- Attended Middleburg (Va.) Academy.
- Listed as the No. 9 recruit in Virginia, according to *Rivals.com*.
- Averaged nearly 20 points and over 10 rebounds per game during his senior campaign at Middleburg and was named an all-state first-team selection.
- As a junior, led Middleburg Academy with 16 points, 12 rebounds and seven blocks per game and earned all-state first-team accolades.
- A native of Alexandria, Va.

37
CB

DANTÉ BLACKMON

5-11 • 185 • KENNESAW STATE

NFL EXP: Rookie

HOW ACQUIRED: FA – 2017

BORN: 9/28/93

CAREER TRANSACTIONS:

- Signed by the Colts as an undrafted free agent on May 15, 2017.

COLLEGE:

- Played in 45 games (31 starts) between Kennesaw State and Appalachian State and recorded 77 tackles (59 solo), nine interceptions, two fumble recoveries and one blocked kick.
- Blackmon is the first player from Kennesaw State to sign with an NFL team.
- Started in all 11 games and registered 19 tackles (16 solo), 13 passes defended, one fumble recovery and one blocked kick in 2016. He led the Kennesaw State with six interceptions (one returned for a touchdown) and contributed with one punt return for eight yards. His interception total ranked second in the FCS.
- Was a 2016 First Team All-Big South selection.
- Registered three interceptions against Duquesne,

becoming the 10th player in Big South history to accomplish the feat. He earned Big South and National Defensive Player of the Week honors for his performance.

- Started all 11 games during the Owls' inaugural season and ranked eighth on the team with 31 tackles (23 solo). Also contributed with two interceptions, four passes defended and one fumble recovery.
- Attended Appalachian State prior to transferring to Kennesaw State.
- Appeared in 12 games (three starts) for the Mountaineers in 2014 and finished with 12 tackles (nine solo) and one interception.
- Competed in 11 games (six starts) in 2013 and posted 15 tackles (11 solo), one interception and two passes defended.
- Redshirted during the 2012 season.

PERSONAL:

- Attended Eastside High School in Covington, Ga. where he was named an all-region first-team choice on both offense and defense as a senior.
- Was rated a three-star prospect by *Rivals.com*.
- As a senior, garnered all-area recognition after tallying 31 tackles, five interceptions and nine

- passes defended in addition to 44 receptions for 636 yards and five touchdowns.
- Participated in the 2011 Georgia High School Senior All-Star Bowl at the Georgia Dome in Atlanta.
- A native of Covington, Ga.

69**G****DEYSHAWN BOND****6-1 • 299 • CINCINNATI****NFL EXP:** Rookie**HOW ACQUIRED:** FA – 2017**BORN:** 8/19/94**CAREER TRANSACTIONS:**

- Signed by the Colts as an undrafted free agent on May 4, 2017.

COLLEGE:

- Played in 48 games (47 starts) at Cincinnati and was selected to the All-American Athletic Conference second-team in 2015 and the Freshman All-America second-team by *CollegeFootballNews.com* in 2013.
- Started all 12 games as a senior in 2016 and earned the team's John Pease Outstanding Offensive Lineman award.
- In 2015, started all 12 games blocking for a Bearcats offense which ranked fifth nationally in total offense (559.4 ypg.), fourth nationally in passing offense (373.1 ypg.) and fourth in the conference in rushing offense (186.3 ypg.).

- Earned Second Team All-American Athletic Conference honors in 2015.
- As a sophomore in 2014, started 10-of-11 games and was part of an offensive line unit which tallied the second highest yardage total (5,982) in school history.
- Started all 13 games as a freshman in 2013 and was a Second Team Freshman All-America selection by *CollegeFootballNews.com*.

PERSONAL:

- Attended Warren Central High School in Indianapolis, where he earned First Team Associated Press Indiana Class 5A honors as a senior.
- Was named to the 2011 All-Marion County football team in 2011.
- A native of Indianapolis.

5
WR**CHRIS BRIGGS****6-5 • 220 • SOUTHEASTERN LOUISIANA****NFL EXP:** Rookie**HOW ACQUIRED:** FA-2017**BORN:** 11/9/92**CAREER TRANSACTIONS:**

- Signed by the Colts as a free agent on June 12, 2017.
- Waived by the Seattle Seahawks on May 9, 2017.
- Signed by Seattle to a reserve/future contract on January 19, 2017.

COLLEGE:

- Played three seasons at Southern Mississippi (2011-13) before transferring to Southeastern Louisiana (2014-15).

- Saw action in 41 games (10 starts) over his collegiate career, totaling 37 receptions for 536 yards and three touchdowns.
- Played in 10 games (nine starts) at tight end for Southeastern Louisiana in 2015 and recorded 11 receptions for 168 yards and two touchdowns.
- Transferred to Southeastern Louisiana from Southern Mississippi after his junior season. Sat out the 2014 season due to NCAA transfer rules.
- As a junior in 2013, appeared in 11 games (one start)

ADMINISTRATION

COACHING
STAFFFOOTBALL
OPERATIONSBUSINESS
OPERATIONS

PLAYERS

2016 SEASON
IN REVIEW

COLTS HISTORY

RECORDS

COLTS IN THE
COMMUNITY



ADMINISTRATION

COACHING STAFF

FOOTBALL OPERATIONS

BUSINESS OPERATIONS

PLAYERS

2016 SEASON IN REVIEW

COLTS HISTORY

RECORDS

COLTS IN THE COMMUNITY

and caught four passes for 71 yards.

- Played in 10 games as a sophomore, catching 11 passes for 144 yards.
- As a true freshman in 2011, saw action in 10 games and tallied 11 receptions for 153 yards and one touchdown.
- Caught his first career touchdown against UCF on a four-yard throw, which proved to be the game-winning score.

PERSONAL:

- Attended Franklinton (La.) High School and caught

54 passes for 867 yards and 15 touchdowns as a senior for the Class 4A state champions.

- Named a Class 4A All-State honorable mention selection by the LSWA and was voted an All-District 9-4A selection at wide receiver.
- His uncle, Jake Reed, played for the Minnesota Vikings and New Orleans Saints (1991-2002).
- A native of Franklinton, La.

3
WR



FRED BROWN

6-1 • 196 • MISSISSIPPI STATE

NFL EXP: Rookie

HOW ACQUIRED: FA-2017

BORN: 12/1/93

CAREER TRANSACTIONS:

- Signed by the Colts as an undrafted free agent on June 15, 2017.

- Saw action in eight games as a redshirt freshman and caught five passes for 74 yards.
- Redshirted his true freshman season.


COLLEGE:

- In three seasons at Mississippi State, hauled in 50 catches for 785 yards.
- Saw action in 12 games as a junior, tallying 27 receptions for 412 yards and three touchdowns.
- During his sophomore season, recorded three catches for a career-high 69 yards and one touchdown against No. 6 Texas A&M.

PERSONAL:

- Attended Jim Hill High School in Jackson, Miss.
- Recorded 419 receiving yards and five touchdowns on 23 catches as a senior.
- Returned 20 kickoffs for a total of 380 yards.
- Majored in human sciences.
- A native of Jackson, Miss.

42
RB



DALTON CROSSAN

5-11 • 203 • NEW HAMPSHIRE

NFL EXP: Rookie

HOW ACQUIRED: FA – 2017

BORN: 2/25/94

CAREER TRANSACTIONS:

- Signed by the Colts as an undrafted free agent on May 4, 2017.

COLLEGE:

- Played in 44 games at New Hampshire and totaled 5,189 all-purpose yards. Tallied 449 carries for 2,617 yards and 27 touchdowns while adding 105 receptions for 779 yards and eight touchdowns. Posted 71 kick

returns for 1,793 yards and one touchdown.

- Was named to the Colonial Athletic Association Academic All-Conference Team all five years (2012-16) at UNH.
- In 2016, was a HERO Sports FCS All-America third-team honoree and a Second Team All-CAA choice. Was selected to participate in the College Gridiron Showcase & Symposium All-Star event.
- As a senior in 2016, compiled 1,281 rushing yards

(sixth most in school history) on 233 carries for 10 touchdowns (all team highs) and 42 receptions for 266 yards and four touchdowns. Also led the team in kickoff return yards (430) and all-purpose yards (1,977).

- In 2015, started all 11 games he played in and garnered Third Team All-Colonial Athletic Association honors after tallying 885 yards rushing on 172 carries for 13 touchdowns and 46 receptions for 341 yards and three touchdowns. Also led the team in kickoff return yards (482) and all-purpose yards (1,708).
- As a redshirt sophomore in 2014, played in six games and, despite limited action, ranked second on the team in all-purpose yards per game (95.7). Led the team in kickoff return yardage (454) and recorded 12 rushes for 66 yards and five catches for 54 yards.

- In 2013, played in 14-of-15 games registering 385 rushing yards on 32 carries (team-leading 12.0 ypc.) and 12 receptions for 118 yards. Ranked fourth on the team in all-purpose yards (930).
- Redshirted his true freshman season in 2012.

PERSONAL:

- Attended Sachem North High School in Lake Ronkonkoma, N.Y. where, as a senior, he was the co-winner of the Hansen Award, an award given annually to the best player on Long Island, and earned all-state second-team honors.
- Was a nationally ranked lacrosse player and was offered a full scholarship to play at the University of Michigan.
- A native of Lake Ronkonkoma, N.Y.



47
TE

DARRELL DANIELS

6-3 • 246 • WASHINGTON

NFL EXP: Rookie

HOW ACQUIRED: FA – 2017

BORN: 11/22/94

CAREER TRANSACTIONS:

- Signed by the Colts as an undrafted free agent on May 4, 2017.

COLLEGE:

- Played in 49 games (18 starts) at Washington and tallied 47 receptions for 728 yards and five touchdowns.
- In 2016, was named an All-Pac-12 honorable mention selection after playing in all 14 games (six starts) and catching 17 passes for 307 yards and three touchdowns. Helped lead the Huskies to a 12-2 record, a Pac-12 championship and an appearance in the College Football Playoff.
- Appeared in all 13 games (eight starts) in 2015 and compiled 19 receptions for 250 yards and one touchdown.
- In 2014, saw action in 11 games (four starts) and

caught 11 passes for 171 yards and one touchdown.

- As a true freshman in 2013, played in 11 games primarily on special teams.

PERSONAL:

- Attended Freedom High School in Oakley, Calif. where he was named the Bay Valley Athletic League Co-MVP and earned First Team All-East Bay on wide receiver and Second Team All-East Bay on defense.
- Listed on the *San Francisco Chronicle's* All-Metro first-team as a receiver.
- Played in the Semper Fidelis All-American Bowl following his senior season.
- Listed as nation's No. 99 overall prospect by *MaxPreps.com*, No. 154 by *Scout.com* and No. 150 by *ESPN.com*.
- A native of Pittsburgh, Calif.

ADMINISTRATION

COACHING
STAFF

FOOTBALL
OPERATIONS

BUSINESS
OPERATIONS

PLAYERS

2016 SEASON
IN REVIEW

COLTS HISTORY

RECORDS

COLTS IN THE
COMMUNITY



ADMINISTRATION

COACHING
STAFFFOOTBALL
OPERATIONSBUSINESS
OPERATIONS

PLAYERS

2016 SEASON
IN REVIEW

COLTS HISTORY

RECORDS

COLTS IN THE
COMMUNITY42
S

TYSON GRAHAM JR.

6-2 • 208 • SOUTH DAKOTA

NFL EXP: Rookie

HOW ACQUIRED: FA – 2017

BORN: 12/20/93

CAREER TRANSACTIONS:

- Signed by the Colts as an undrafted free agent on May 15, 2017.

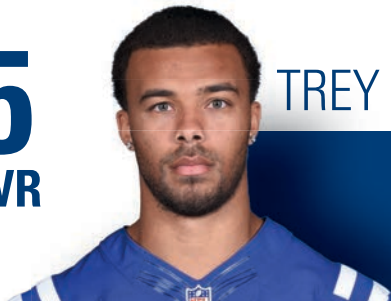
COLLEGE:

- Competed in 44 games (31 starts) at South Dakota and finished his collegiate career with 233 tackles (116 solo), five interceptions, 7.0 tackles for loss, 3.0 sacks, 15 passes defended, one forced fumble and one fumble recovery. He also contributed with one reception for 37 yards in 2013.
- Started all nine games he competed in as a team captain during the 2016 campaign and finished with 60 tackles (28 solo), 5.0 tackles for loss, 3.0 sacks, one pass defended and one fumble recovery.
- Started 10-of-11 games in 2015 and finished as the team's second-leading tackler with 71 (41 solo). Also added 1.5 tackles for loss, four interceptions, seven passes defended and one forced fumble.
- Earned Honorable Mention All-MVFC honors in 2015.

- Competed in 12 games (nine starts) in 2014 and led South Dakota with 97 tackles (44 solo) and seven passes defended. Also contributed with one interception, half a tackle for a loss and eight special teams tackles.
- Played in all 12 games (three starts) in 2013 and totaled five tackles (three solo) and one reception for 37 yards. He started the first three games of the season at wide receiver.
- Redshirted during the 2012 season.

PERSONAL:

- Attended Highlands Christian Academy in Pompano Beach, Fla. and earned Defensive Player of the Year and all-conference honors as a senior.
- Was selected to play in the Palm Beach vs. Broward All-Star Game.
- Led the team with 96 tackles as a senior in addition to totaling 10 touchdowns, 500 receiving yards and three interceptions.
- A native of Pompano Beach, Fla.

5
WR

TREY GRIFFEE

6-2 • 190 • ARIZONA

NFL EXP: Rookie

HOW ACQUIRED: FA – 2017

BORN: 1/19/94

CAREER TRANSACTIONS:

- Placed on Injured Reserve on June 13, 2017.
- Signed by the Colts as an undrafted free agent on May 4, 2017.

COLLEGE:

- Played in 44 games (18 starts) at Arizona and compiled 79 receptions for 1,241 yards and six touchdowns.
- Named an All-Pac-12 honorable mention choice in 2016 after starting all 12 games and catching 23 passes for 382 yards and two touchdowns.
- In 2015, he played in the final seven games of the season after missing the first six contests due to

injury. Finished with 11 receptions for 284 yards and one touchdown.

- Played in all 14 games (two starts) in 2014 and registered career highs in receptions (31) and receiving yards (405) while adding one receiving touchdown.
- In 2013, earned All-Pac-12 honorable mention recognition after appearing in 11 games (four starts) and catching 14 passes for 170 yards and two touchdowns.
- Redshirted as a true freshman in 2012.
- Also selected by the Seattle Mariners in the 24th round of the 2016 Major League Baseball First-Year Player Draft.

PERSONAL:

- Attended Dr. Phillips High School in Orlando, Fla. where he earned First Team Associated Press 8A All-State honors and All-Central Florida accolades.
- Played in the Under Armour All-America game in January of 2012.

- Is the son of 22-year Major League Baseball star Ken Griffey Jr. and grandson of Ken Griffey Sr., also a former MLB player.
- A native of Orlando, Fla.

43
LS



THOMAS HENNESSY

6-2 • 246 • DUKE

NFL EXP: Rookie

HOW ACQUIRED: FA – 2017

BORN: 6/11/94

CAREER TRANSACTIONS:

- Signed by the Colts as an undrafted free agent on May 4, 2017.

COLLEGE:

- Played and started in 52 career games at Duke totaling 545 career snaps on the field.
- During his four seasons, helped the Blue Devils convert 61-of-80 (.763) field goal attempts and 187-of-188 (.995) PAT tries as the Blue Devils averaged 30.19 points per game.
- Helped Duke rank among the Atlantic Coast Conference's leaders in net punting in three of his four seasons (fourth in 2013 and 2014, sixth in 2015) while the Blue Devils yielded the league's fewest punt return yards in 2014 and 2015.
- Finished his collegiate career with four tackles.
- In 2016, started all 12 games as the long snapper on both punts and placement kicks. Was the initial component of a kicking unit that converted 37-of-38 (.974) PAT tries.
- As a redshirt junior in 2015, started all 13 games as the long snapper on both punts and placement kicks. Was the initial component of a kicking unit that connected on 26-of-30 (.867) field goal attempts and all 42 PAT tries as kicker Ross Martin set school records for field goals made in a season (26) and total points (120) while ranking second in the ACC in field goal percentage (.867).

- In 2014, started all 13 games as the long snapper on both punts and placement kicks. Was part of a kick placement unit that converted 19-of-21 field goal attempts and all 50 PAT tries as Duke led the ACC in both field goal percentage (.905) and PAT percentage (1.000). Was a member of a punt unit that yielded a league-low 33 total return yards and helped kicker Ross Martin establish a school record for consecutive PATs (110).
- As a redshirt freshman in 2013, started all 14 games as the long snapper on both punts and placement kicks. Was the initial component of a kicking unit that connected on 13-of-19 field goals and all 58 PAT attempts while setting a school single-season record with 459 total points.
- Did not see game action as a true freshman in 2012.

PERSONAL:

- Attended Don Bosco Preparatory High School in Ramsey, N.J. where he helped his team to a 35-0 record in three seasons with two national championships (2009 and 2011 by *USA Today*) and three state championships.
- Rated the No. 9 long snapper in the nation by Kohl's.
- Graduated Duke with a degree in biology and a master's in Management.
- Has a younger brother, Matt, who is a starting center at Temple.
- A native of Bardonia, N.Y.

ADMINISTRATION

COACHING
STAFF

FOOTBALL
OPERATIONS

BUSINESS
OPERATIONS

PLAYERS

2016 SEASON
IN REVIEW

COLTS HISTORY

RECORDS

COLTS IN THE
COMMUNITY



ADMINISTRATION

COACHING
STAFFFOOTBALL
OPERATIONSBUSINESS
OPERATIONS

PLAYERS

2016 SEASON
IN REVIEW

COLTS HISTORY

RECORDS

COLTS IN THE
COMMUNITY83
WR

BUG HOWARD

6-4 • 214 • NORTH CAROLINA

NFL EXP: Rookie

HOW ACQUIRED: FA – 2017

BORN: 11/28/94

CAREER TRANSACTIONS:

- Signed by the Colts as an undrafted free agent on May 4, 2017.

COLLEGE:

- Played in 53 games (20 starts) at North Carolina and totaled 146 receptions for 2,048 yards and 18 touchdowns (sixth all-time in school history).
- In 2016, was named an All-ACC honorable mention choice by the Atlantic Coast Sports Media Association after starting all 13 games and ranking second on the team with 53 catches for 827 yards and a team-high eight receiving touchdowns.
- Played all 14 games (seven starts) in 2015 and tallied 29 receptions for 488 yards and four touchdowns.
- In 2014, appeared in all 13 games and collected 42 passes for 455 yards and two touchdowns.
- Saw action in all 13 games as a true freshman in

2013 and caught 22 passes for 278 yards and four touchdowns.

PERSONAL:

- Attended Wilcox County High School in Rochelle, Ga. where he was a Class A all-state selection by the *Atlanta Journal-Constitution* and was named AJC's Offensive Class A Player of the Year.
- Had the second-highest single-season receiving total in Georgia history with 1,630 yards as a senior.
- Listed as the No. 24 wide receiver in the nation by *ESPN.com*, No. 75 by *Scout.com* and No. 92 by *Rivals.com*.
- A communications studies major.
- Nicknamed "Bug," a moniker his mother gave him when he was a toddler.
- A native of Rochelle, Ga.

81
TE

COLIN JETER

6-6 • 251 • LSU

NFL EXP: Rookie

HOW ACQUIRED: FA – 2017

BORN: 5/23/95

CAREER TRANSACTIONS:

- Signed by the Colts as an undrafted free agent on May 4, 2017.

COLLEGE:

- Played in 35 games (17 starts) at LSU and totaled 23 receptions for 289 yards and two touchdowns.
- Was a three-time member of the SEC Academic Honor Roll (2014-16) and participated in the 2017 East-West Shrine Game.
- In 2016, played in all 12 games (eight starts) and caught 11 passes for 157 yards and one touchdown.
- Saw action in all 12 games (nine starts) in 2015 and

tallied 12 catches for 132 yards and one touchdown.

- In 2014, appeared in 11 games.
- Prior to LSU, spent one season at Kilgore College and compiled 14 receptions for 137 yards and one touchdown.

PERSONAL:

- Attended Longview (Texas) High School where he was used primarily as a blocking tight end.
- Earned a bachelor's degree in business administration.
- A native of Longview, Texas.

6

WR



JOJO NATSON

5-7 • 153 • AKRON

NFL EXP: Rookie

HOW ACQUIRED: FA – 2017

BORN: 2/1/94

CAREER TRANSACTIONS:

- Signed by the Colts as an undrafted free agent on May 4, 2017.

COLLEGE:

- Played one season at Akron (2016) after three seasons at Utah State (2012-14).
- In 2016, started 11-of-12 games for the Zips as a team captain and totaled 59 receptions for 837 yards and 10 touchdowns. Also added four carries for six yards, four kickoff returns for 62 yards (15.5 avg.) and 16 punt returns for 261 yards (16.3 avg.) and two touchdowns.
- Named a First Team All-MAC selection as a punt returner and a Second Team All-MAC choice at wide receiver. Also earned Second Team All-MAC honors from Phil Steele and was the team's Offensive MVP and Special Teams Player of the Year. Nationally, ranked second in punt return touchdowns (two), second in punt return average (16.3) and 21st in receiving touchdowns (10).
- At Utah State, tied for first all-time in both Aggies and Mountain West history with four punt returns for touchdowns. Returned 56 punts for 643 yards as his average of 11.5 yards per punt return ranks third all-time in school history.
- Had 127 career receptions for 1,031 yards to rank

11th all-time in school history in career receptions. Was just the 17th player in school history with 100 receptions and the 32nd player in school history with 1,000 career receiving yards.

- In 2014, was a First Team All-Mountain West honoree as a punt returner and an All-Mountain West honorable mention choice at wide receiver.
- As a punt returner in 2013, was an All-Mountain West honorable mention selection and a Third Team All-Mountain West choice by both Phil Steele and *College Sports Madness*.

PERSONAL:

- Attended Boyd Anderson High School in Fort Lauderdale, Fla.
- Played wide receiver and was named to the all-district team.
- Finished his career with 90 receptions for 900 yards and 20 touchdowns.
- As a senior, collected 41 receptions for 560 yards and seven touchdowns.
- Graduated with a bachelor's degree in organizational supervision in the fall of 2016.
- His formal name is Bruce Natson, Jr. and his nickname is JoJo.
- A native of Fort Lauderdale, Fla.

2

P



RIGOBERTO SANCHEZ

6-0 • 195 • HAWAII

NFL EXP: Rookie

HOW ACQUIRED: FA – 2017

BORN: 9/8/94

CAREER TRANSACTIONS:

- Signed by the Colts as an undrafted free agent on May 4, 2017.

COLLEGE:

- Played in 26 games in two seasons (2015-16) at Hawaii. Over his career with the Warriors, served as

the team's punter, kicker and kickoff specialist.

- Converted 21-of-24 field goal attempts (87.5 percent) with a long of 55 yards. Compiled 144 punts for 6,457 yards (44.8 avg.) with 49 punts inside the 20-yard line and 45 punts of 50-plus yards. Recorded 39 touchbacks on 93 kickoffs.
- Set Hawaii's career punting average record (44.8).

ADMINISTRATION

COACHING
STAFF

FOOTBALL
OPERATIONS

BUSINESS
OPERATIONS

PLAYERS

2016 SEASON
IN REVIEW

COLTS HISTORY

RECORDS

COLTS IN THE
COMMUNITY



ADMINISTRATION

COACHING
STAFFFOOTBALL
OPERATIONSBUSINESS
OPERATIONS

PLAYERS

2016 SEASON
IN REVIEW

COLTS HISTORY

RECORDS

COLTS IN THE
COMMUNITY

- Received All-Mountain West honorable mention recognition twice (2015 and 2016) and participated in the NFLPA Collegiate Bowl.
- In 2016, appeared in all 14 games and was a perfect 13-for-13 on field goals, breaking Jason Elam's single-season field goal percentage record. Selected to the team's leadership council and received the Coach Dick Tomey Special Teams MVP Award at the annual Na Koa football banquet.
- Named Mountain West Special Teams Player of the Week on Oct. 10, following his six-punt, two-field goal performance at San José State.
- Saw action in 12 games in 2015 and was one of only five athletes nationally who handled all four kicking duties for their program. Earned Hawaii's Special Teams Player of the Year award.
- In 2015, punted 74 times for 3,335 yards, the second-most season punt yards and fifth-most punts on record at Hawaii. Averaged 45.1 yards per punt, the fourth-best single-season average in school history. His punting average also ranked third in the Mountain West and 13th nationally.
- Tied the fifth-longest punt in Warriors history with a 73-yarder against Air Force, highlighting a 52.0 yards per punt performance which earned him Ray Guy Punter of the Week honors nationally.

- Prior to Hawaii, played two seasons at Butte College in California. Was named a First Team All-California Region I selection and set a school record for career field goals (22) and the longest converted field goal (54 yards).
- Was second in the California Community College Athletic Association (CCCCAA) in scoring in 2013 with 109 points, putting up school records of 76-for-77 on extra points and 11 field goals.
- Made 43-of-44 PATs with 11 field goals in 2012.

PERSONAL:

- Attended Hamilton High School in Hamilton City, Calif.
- Combined for 10 made field goals between his junior and senior campaigns, with 50-of-59 PATs. Made a long field goal of 57 yards.
- Named to the *MaxPreps* California Division IV All-State first-team as a 2012 senior and earned First Team All-Northern Section honors.
- Also lettered twice in soccer and earned all-league honors.
- Was a merit roll student.
- Studied sociology at Hawaii.
- A native of Chico, Calif.

49
OLB

GARRETT SICKELS

6-4 • 252 • PENN STATE

NFL EXP: Rookie

HOW ACQUIRED: FA – 2017

BORN: 9/24/94

CAREER TRANSACTIONS:

- Signed by the Colts as an undrafted free agent on May 4, 2017.

COLLEGE:

- Appeared in 39 games (24 starts) at Penn State and totaled 93 tackles (43 solo), 20.5 tackles for loss, 11.0 sacks, one pass defended, one forced fumble and two fumble recoveries.
- In 2016, compiled 47 tackles (23 solo), 12.5 tackles for loss and 6.0 sacks. Earned various accolades, including Second Team All-Big Ten (league coaches), Third Team All-Big Ten (media) and All-ECAC honorable mention honors. Was also named a Third Team All-Big Ten choice by Phil Steele and *Athlon Sports*.
- Finished the 2016 season ranked 12th in the Big Ten in sacks per game (0.43) and 15th in the Big Ten in tackles for loss per game (0.89).

- Started all 12 games in 2015 and finished with 35 tackles (13 solo), 5.0 tackles for loss, 3.0 sacks, one pass defended, one forced fumble and two fumble recoveries. Ranked 23rd nationally and second in the Big Ten with two fumble recoveries.
- Earned the 2015 Jim O'Hara Award, which is presented to a defensive player for "exemplary conduct, loyalty, interest, attitude and improvement" during spring practice.
- In 2014, appeared in all 13 games and made 11 tackles (seven solo), 3.0 tackles for loss and 2.0 sacks.
- Redshirted as a true freshman in 2013.

PERSONAL:

- Attended Red Bank (N.J.) Regional High School where he was a three-year letterman.
- Selected as a U.S. All-America choice from his defensive end position as a senior.

- His career totals included 194 tackles, 25.0 sacks, nine forced fumbles and eight blocked kicks.
- Earned all-state honors as a junior and senior.
- Garnered All-Shore and all-division accolades during each of his final three prep seasons.
- Named the Divisional Defensive Player of the Year as a senior after registering 75 tackles, 9.0 sacks and three forced fumbles.
- Tallied 76 tackles, 10.0 sacks and three forced fumbles during his junior season.
- Notched 6.0 sacks, three forced fumbles and 43 tackles as a sophomore.

- Selected to play in the 2013 U.S. Army All-American game and was also invited to play in the Chesapeake Bowl, the New York vs. New Jersey All-Star Game and the All-Shore Game.
- Rated a four-star recruit by *ESPN.com*, *Rivals.com* and *Scout.com* and was the *Rivals.com* No. 3 overall prep player in New Jersey.
- Was an Honor Roll student.
- Was a member of Red Bank's Student-to-Student Peer Leaders organization.
- Also lettered in lacrosse.
- A native of Red Bank, N.J.



69
DE

JHAUSTIN THOMAS

6-5 • 282 • IOWA STATE

NFL EXP: Rookie

HOW ACQUIRED: FA – 2017

BORN: 4/13/93

CAREER TRANSACTIONS:

- Signed by the Colts as an undrafted free agent on May 4, 2017.

COLLEGE:

- Played in 20 games (six starts) in two seasons (2015-16) at Iowa State and finished with 38 tackles (27 solo), 12.0 tackles for loss, 4.0 sacks, one pass defended and one interception.
- In 2016, was named a Second Team All-Big 12 choice by the league's coaches after appearing in 12 games (six starts) and registering 23 tackles (18 solo), 9.5 tackles for loss, 3.0 sacks, one pass defended and one interception.
- Saw action in eight games in 2015 and tallied 15 tackles (nine solo), 2.5 tackles for loss and 1.0 sack.
- Prior to Iowa State, played at Trinity Valley Community College and in 2013 was an NJCAA First

Team All-America selection and the 2013 SWJCFB Defensive MVP.

- Also played basketball during the 2014-15 season, averaging 10.2 points and 5.2 rebounds.

PERSONAL:

- Attended Columbia High School in Decatur, Ga. where he was a two-sport standout in football and basketball.
- Was a three-star recruit by *Rivals.com*, *Scout.com* and *ESPN*. Rated as the 38th-best defensive end and the 37th-best player in Georgia according to *ESPN.com*.
- As a junior, made 83 tackles with 13.0 sacks.
- Also played basketball where he averaged a double-double and helped his team to back-to-back state titles.
- Was a liberal studies major at Iowa State.
- A native of Atlanta.

ADMINISTRATION

COACHING
STAFF

FOOTBALL
OPERATIONS

BUSINESS
OPERATIONS

PLAYERS

2016 SEASON
IN REVIEW

COLTS HISTORY

RECORDS

COLTS IN THE
COMMUNITY



ADMINISTRATION

COACHING
STAFFFOOTBALL
OPERATIONSBUSINESS
OPERATIONS

PLAYERS

2016 SEASON
IN REVIEW

COLTS HISTORY

RECORDS

COLTS IN THE
COMMUNITY

79

T

JERRY UGOKWE



6-7 • 315 • WILLIAM & MARY

NFL EXP: Rookie

HOW ACQUIRED: FA – 2017

BORN: 2/24/94

CAREER TRANSACTIONS:

- Signed by the Colts as an undrafted free agent on May 4, 2017.

COLLEGE:

- Started 42-of-43 games at William & Mary at left tackle and right tackle.
- Was a two-time All-CAA selection and closed his collegiate career with 35 consecutive starts at right tackle.
- In 2016, started all 11 games at right tackle and earned Third Team All-America honors from The Associated Press and STATS. Was also a First Team All-CAA selection as well as a First Team VaSID All-State honoree.

- Was invited to the NFLPA Collegiate Bowl.
- Garnered Third Team All-CAA honors in 2015 after starting all 13 games at right tackle.
- In 2014, started all 11 games he appeared in at right tackle.
- Started seven-of-eight games at left tackle as a redshirt freshman in 2013.
- Earned a redshirt as a true freshman in 2012.

PERSONAL:

- Attended Georgetown Prep in North Bethesda, Md.
- Did not begin playing football until his junior year of high school.
- An economics major at William & Mary.
- A native of Bowie, Md.

8
QB

PHILLIP WALKER



5-11 • 216 • TEMPLE

NFL EXP: Rookie

HOW ACQUIRED: FA – 2017

BORN: 2/26/95

CAREER TRANSACTIONS:

- Signed by the Colts as an undrafted free agent on May 4, 2017.

COLLEGE:

- Started 47-of-49 games at Temple and finished as the school's all-time leader in passing attempts (1,410), completions (803), passing yards (10,273), touchdown passes (72) and total offense (11,100).
- Became the first Owls quarterback to lead his team to multiple bowl games.
- Finished his career with 342 carries for 763 yards and nine touchdowns.
- Started all 14 games in 2016 and completed 230-of-395 passes for 3,295 yards with 22 touchdowns.
- In 2015, started all 14 games and completed 245-of-

432 passes for 2,972 yards with 19 touchdowns. Was the only offensive player and one of three Owls overall to start every game that season.

- Started all 12 games in 2014 and completed 203-of-381 passes for 2,317 yards with 13 touchdowns.
- As a true freshman in 2013, played in nine games (seven starts) and completed 152-of-250 passes for 2,084 yards and 20 touchdowns. Was named an All-Freshman Team honorable mention by *College Football News*.

PERSONAL:

- Attended Elizabeth (N.J.) High School where he was a four-year starter and helped his team win the 2012 state title.
- Was the 2012 *Newark-Star Ledger* State Offensive Player of the Year.

- As a junior, was one of the state's most accurate passers as he went 120-of-189 passing (63.5 percent) for 2,168 yards and 18 touchdowns.
- Participated in the North-South Game.

- Also played basketball and helped his team reach the 2012 Group 4 final.
- A native of Elizabeth, N.J.

76
T

ANDREW WYLIE

6-6 • 309 • EASTERN MICHIGAN

NFL EXP: Rookie

HOW ACQUIRED: FA – 2017

BORN: 8/19/94

CAREER TRANSACTIONS:

- Signed by the Colts as an undrafted free agent on May 15, 2017.

COLLEGE:

- Started 46-of-47 games he competed in at Eastern Michigan. His 46 starts rank fourth all-time in school history and his 47 appearances are tied for 12th all-time.
- Started all 13 games at right tackle in 2016 and earned Third Team All-MAC honors after blocking for an offense that averaged 29.6 points per game, 455.2 yards per game, 159.1 rushing yards per game and 296.1 passing yards per game.
- Was part of a 2016 team that recorded a 7-6 record and reached the Bahamas Bowl, the school's first bowl game since 1987.
- In 2015, started all 12 games on the offensive line and helped the team average 377.5 net yards and 156.9 rushing yards per game.
- Started all nine games he appeared in during the 2014 season, including seven starts at left guard

and two at right tackle. Was part of an offensive line that helped the team average 137.9 rushing yards per game.

- Started all 12 games at left tackle in 2013.
- Sat out the 2012 season as a grayshirt freshman.

PERSONAL:

- Attended Midland (Mich.) High School and was named to the All-Saginaw Valley League first-team and *The Daily News* All-Area first-team as a senior.
- Was a Division 1-2 All-State honorable mention selection.
- Selected to the Second Team All-State "Dream Team" by *The Sports Scene*.
- Was part of an offensive line that opened rushing lanes for his team to accumulate 2,200 yards and a 9-2 record.
- Also competed on the basketball team.
- A native of Midland, Mich.

ADMINISTRATION

COACHING
STAFF

FOOTBALL
OPERATIONS

BUSINESS
OPERATIONS

PLAYERS

2016 SEASON
IN REVIEW

COLTS HISTORY

RECORDS

COLTS IN THE
COMMUNITY



2017 INDIANAPOLIS COLTS ALPHABETICAL ROSTER

NO	NAME	POS	HT	WT	DOB	AGE	EXP	COLLEGE	HOMETOWN	HOW ACQ.
14	Aiken, Kamar	WR	6-2	215	5/30/1989	28	5	Central Florida	Miami, FL	UFA-17 (BAL)
49	Allie-Cox, Mo	TE	6-7	250	9/19/1993	23	R	VCU	Alexandria, VA	FA-17
96	Anderson, Henry	DT	6-6	300	8/3/1991	25	3	Stanford	Atlanta, GA	D3-15
56	Ayers, Akeem	OLB	6-3	255	7/10/1989	27	7	UCLA	Los Angeles, CA	FA-16
72	Banner, Zach	T	6-9	360	12/25/1993	23	R	USC	Tacoma, WA	D4-17
58	Basham, Tarell	OLB	6-4	262	3/18/1994	23	R	Ohio	Rocky Mount, VA	D3-17
2	Binford, Harvey	WR	6-0	185	1/20/1991	26	1	Lindenwood	East St. Louis, IL	FA-17
37	Blackmon, Dante	CB	5-11	180	9/28/1993	23	R	Kennesaw State	Covington, GA	FA-17
69	Bond, Deyshawn	G	6-1	302	8/19/1994	22	R	Cincinnati	Indianapolis, IN	FA-17
57	Bostic, Jon	ILB	6-1	245	5/5/1991	26	5	Florida	Wellington, FL	UFA-17 (DET)
60	Boyd, Josh	DT	6-3	310	8/3/1989	27	4	Mississippi State	Philadelphia, MS	FA-17
11	Bray, Quan	WR	5-10	186	4/28/1993	24	3	Auburn	LaGrange, GA	FA-15
5	Briggs, Chris	WR	6-5	220	11/9/1992	24	R	Southeastern Louisiana	Franklinton, LA	FA-17
3	Brown, Fred	WR	6-1	196	12/1/1993	23	R	Mississippi State	Jackson, MS	FA-17
20	Butler, Darius	S	5-10	188	3/18/1986	31	9	Connecticut	Tamarac, FL	FA-12
74	Castanzo, Anthony	T	6-7	311	6/3/1986	28	7	Boston College	Hawthorn Woods, IL	D1-11
82	Clark, Le'Raven	T	6-5	319	4/22/1993	24	2	Texas Tech	Rockdale, TX	D3-15
64	Cooper, Fahn	T	6-5	306	4/30/1993	24	1	Mississippi	Crystal Lake, IL	FA-17
42	Crossan, Dalton	RE	5-11	202	2/25/1994	23	R	New Hampshire	Lake Ronkonkoma, N.Y.	FA-17
47	Daniels, Darrell	TE	6-3	247	11/22/1994	22	R	Washington	Pittsburg, CA	FA-17
21	Davis, Vontae	CB	5-11	207	5/27/1988	29	9	Illinois	Washington, DC	T-12 (MIA)
15	Dorsett, Phillip	WR	5-10	185	1/5/1993	24	3	Miami (FL)	Ft. Lauderdale, FL	D1-15
84	Doyle, Jack	TE	6-6	267	5/5/1990	27	5	Western Kentucky	Indianapolis, IN	W-13 (TEN)
92	Edwards, Lavar	OLB	6-4	275	4/29/1990	27	5	LSU	Gretna, LA	W-16 (CAR)
41	Farley, Matthias	S	5-11	210	7/15/1992	24	2	Notre Dame	Charlotte, NC	W-16 (ARZ)
34	Ferguson, Josh	RB	5-10	200	5/23/1993	24	2	Illinois	Naperville, IL	FA-16
26	Geathers, Clayton	S	6-2	220	6/1/1992	25	3	Central Florida	Georgetown, SC	D4-15
59	George, Jeremiah	ILB	5-11	234	1/24/1992	25	3	Iowa State	Clearwater, FL	FA-17
71	Goed, Denzelle	T/G	6-5	355	3/8/1991	26	3	Miami (FL)	Gaffney, SC	D7-15
23	Gore, Frank	WR	5-9	217	5/14/1983	34	13	Miami (FL)	Coral Gables, FL	UFA-15 (SF)
42	Graham Jr., Tyson	S	6-2	210	12/20/1993	23	R	South Dakota	Pompano Beach, FL	FA-17
32	Green, T.J.	S	6-3	205	3/15/1985	22	2	Clemson	Sylacauga, AL	D2-16
5	Griffey, Trey	WR	6-2	209	1/19/1994	23	R	Arizona	Oriando, FL	FA-17
73	Haeg, Joe	T	6-6	304	3/11/1993	24	2	North Dakota State	Lake Shore, MN	D5-16
95	Hanks, Johnathan	DT	6-2	320	3/30/1992	25	5	Ohio State	Dearborn Heights, MI	UFA-17 (NYG)
27	Hairston, Nate	CB	6-0	193	6/30/1994	22	R	Temple	Frederick, MD	D5-17
43	Hennessy, Thomas	LS	6-2	246	6/11/1994	23	R	Duke	Bardonia, N.Y.	FA-17
39	Hightower, Lee	S	6-2	200	7/28/1993	23	1	Houston	Inglewood, CA	FA-17
13	Hilton, T.Y.	WR	5-9	180	11/14/1989	27	6	Florida International	Miami, FL	D3-12
29	Hooker, Malik	S	6-2	205	4/1/1996	21	R	Ohio State	New Castle, PA	D1-17
83	Howard, Bug	WR	6-4	221	11/28/1994	22	R	North Carolina	Rochelle, GA	FA-17
94	Hunt, Margus	DE	6-8	295	7/14/1987	29	5	SMU	Karksi-Nuia, Estonia	UFA-17 (CIN)
53	Jackson, Edwin	ILB	6-0	230	12/19/1991	25	2	Georgia Southern	Atlanta, GA	FA-15
81	Jeter, Colin	TE	6-6	251	5/23/1995	22	R	LSU	Longview, TX	FA-17
78	Kelly, Ryan	C	6-4	313	5/30/1993	24	2	Alabama	West Chester, OH	D1-16
90	Langford, Kendall	DE	6-6	305	1/27/1986	31	10	Hampton	Petersburg, VA	FA-15
9	Locke, Jeff	P	6-0	195	9/27/1989	27	5	UCLA	Frankfurt, Germany	UFA-17 (MIN)
12	Luck, Andrew	QB	6-4	240	9/12/1989	27	6	Stanford	Houston, TX	D1-12
25	Mack, Marlon	RB	5-11	213	3/7/1996	21	R	South Florida	Sarasota, FL	D4-17
19	McGill, T.J.	DT	6-2	319	11/23/1992	24	3	North Carolina State	Jesup, GA	W-15 (SEA)
30	Melvin, Rashaan	DE	6-2	193	10/2/1989	27	5	Northern Illinois	Waukegan, IL	D2-14
75	Mewhort, Jack	T/G	6-6	312	8/30/1991	25	4	Ohio State	Toledo, OH	D2-14
38	Michael, Christine	RB	5-10	220	11/9/1990	26	5	Texas A&M	Beaumont, TX	FA-17
40	Milton, Chris	CB	5-11	190	9/15/1992	24	2	Georgia Tech	Folkston, GA	FA-16
52	Mingo, Barkevious	OLB	6-4	240	10/4/1990	26	5	LSU	Belle Glade, FL	UFA-17 (NE)
28	Mitchell, Tevin	CB	6-0	190	8/3/1992	24	2	Arkansas	Manfield, TX	W-15 (WAS)
10	Moncrief, Donte	WR	6-2	222	8/6/1993	23	4	Mississippi	Raleigh, MS	D3-14
35	Morris, Darryl	CB	5-10	188	9/4/1990	26	5	Texas State	San Antonio, TX	FA-16
7	Morris, Stephen	QB	6-2	218	8/27/1992	24	1	Miami (FL)	Miami, FL	FA-15
44	Morrison, Antonio	ILB	6-1	235	12/6/1994	22	2	Florida	Bellwood, IL	D4-16
48	Mount, Deiontrez	OLB	6-5	249	2/26/1993	24	2	Louisville	Fort Walton Beach, FL	FA-16
63	Muir, Blake	G	6-6	315	5/10/1991	26	1	Baylor	Sutherland, Australia	FA-17
6	Natson, JoJo	WR	5-7	159	2/1/1994	23	R	Akron	Lauderdale, FL	FA-17
54	Parry, David	DT	6-2	310	3/7/1992	25	3	Stanford	Marion, IA	D5-15
39	Pope, Troymaine	RB	5-8	205	11/29/1993	23	2	Jacksonville State	Anniston, AL	FA-17
45	Powell, Tyvis	S	6-2	211	2/16/1994	23	2	Ohio State	Bedford, OH	W-17 (CLE)
4	Redmond, Adam	G	6-6	290	5/19/1983	24	1	Harvard	Stollingsville, OH	FA-16
46	Rhodes, Luke	ILB	6-2	242	12/2/1992	24	1	William & Mary	Hollywoodsburg, PA	FA-17
91	Ridgeway, Hassan	DT	6-2	317	12/1/1994	22	2	Texas	Manfield, TX	D4-16
80	Rogers, Chester	WR	6-1	180	1/12/1994	24	2	Grambling State	Huntsville, AL	FA-16
2	Sanchez, Rigoberto	P	6-0	193	9/8/1994	22	R	Hawaii	Chico, CA	FA-17
66	Schwenke, Brian	C/G	6-3	315	3/22/1991	26	5	California	Oceanside, CA	UFA-17 (TEN)
93	Sheard, Jabaal	OLB	6-3	265	5/10/1989	28	7	Pittsburgh	Hollywood Hills, FL	UFA-17 (NE)
49	Sickels, Garrett	OLB	6-4	261	9/24/1994	22	R	Penn State	Red Bank, NJ	FA-17
51	Simon, John	OLB	6-1	260	10/14/1990	26	5	Ohio State	Youngstown, OH	UFA-17 (HOU)
17	Smith, Tevaun	WR	6-2	205	1/30/1993	24	1	Iowa	Toronto, Ontario	FA-16
55	Spence, Sean	ILB	5-11	231	6/7/1990	27	6	Miami (FL)	Miami, FL	UFA-17 (TEN)
68	Stewart, Grover	DT	6-4	347	10/23/1993	23	R	Albany State	Camilla, GA	D4-14
86	Swoope, Erik	TE	6-5	257	5/8/1992	25	2	Miami (FL)	Lake Elinore, CA	FA-17
69	Thomas, Jhaustin	DE	6-5	292	4/13/1993	24	R	Iowa State	Atlanta, GA	FA-17
16	Tozien, Scott	QB	6-2	213	9/4/1987	29	7	Wisconsin	Rolling Meadows, IL	UFA-16 (GB)
33	Turbin, Robert	RB	5-10	225	12/2/1989	27	6	Utah State	Fremont, CA	UFA-16 (DAL)
79	Ugokwe, Jerry	T	6-7	321	2/24/1994	23	R	William & Mary	Bowie, MD	FA-17
4	Vinatieri, Adam	K	6-0	206	12/28/1972	44	22	South Dakota State	Rapid City, SD	UFA-06 (NE)
67	Vujnovich, Jeremy	T	6-5	300	10/12/1990	26	1	Louisiana College	Belle Chasse, LA	FA-16
50	Walker, Anthony	DE	6-1	235	8/3/1995	21	R	Northwestern	Miami, FL	D5-17
8	Walker, Phillip	QB	5-11	214	2/26/1995	22	R	Temple	Elizabeth, NJ	FA-17
85	Williams, Brandon	TE	6-3	247	10/12/1987	29	5	Oregon	Merrionette Park, IL	UFA-17 (SEA)
36	Williamson, Andrew	S	6-1	212	11/18/1992	24	2	Vanderbilt	San Antonio, TX	FA-16
31	Wilson, Quincy	CB	6-1	213	8/16/1996	20	R	Florida	Fort Lauderdale, FL	D2-17
97	Woods, Al	NT	6-4	307	3/25/1987	30	8	LSU	Jennings, LA	FA-17
76	Wylie, Andrew	T	6-6	310	8/19/1994	22	R	Eastern Michigan	Midland, MI	FA-17

2017 INDIANAPOLIS COLTS NUMERICAL ROSTER

NO	NAME	POS	HT	WT	DOB	AGE	EXP	COLLEGE	HOMETOWN	HOW ACQ.
1	Kamar Aiken	WR	6-2	215	5/30/1989	28	5	Central Florida	Miami, FL	UFA-17 (BAL)
2	Harvey Binford	WR	6-0	185	1/20/1991	26	1	Lindenwood	East St. Louis, IL	FA-17
2	Rigoberto Sanchez	P	6-0	193	9/8/1994	22	R	Hawaii	Chico, CA	FA-17
3	Fred Brown	WR	6-1	196	12/1/1993	23	R	Mississippi State	Jackson, MS	FA-17
4	Adam Vinatieri	K	6-0	206	12/28/1972	44	22	South Dakota State	Rapid City, SD	UFA-06 (NE)
5	Chris Briggs	WR	6-5	220	11/9/1992	24	R	Southeastern Louisiana	Franklinton, LA	FA-17
5	Trey Griffey	WR	6-2	209	1/19/1994	23	R	Arizona	Orlando, FL	FA-17
6	JoJo Natson	WR	5-7	159	2/1/1994	23	R	Akron	Lauderdale, FL	FA-17
7	Stephen Morris	QB	6-2	218	8/27/1992	24	1	Miami (FL)	Miami, FL	FA-15
8	Phillip Walker	QB	5-11	214	2/26/1995	22	R	Temple	Elizabeth, NJ	FA-17
9	Jeff Locke	P	6-0	195	9/27/1989	27	5	UCLA	Frankfurt, Germany	UFA-17 (MIN)
10	Donte Moncrief	WR	6-2	222	8/6/1993	23	4	Mississippi	Raleigh, MS	D3-14
10	Quan Bray	WR	5-10	186	4/28/1993	24	3	Auburn	LaGrange, GA	FA-15
12	Andrew Luck	QB	6-4	240	9/12/1989	27	6	Stanford	Houston, TX	D1-12
13	T.Y. Hilton	WR	5-9	180	11/14/1989	27	6	Florida International	Miami, FL	D3-12
15	Phillip Dorsett	WR	5-10	185	1/5/1993	24	3	Miami (FL)	Ft. Lauderdale, FL	D1-15
16	Scott Tolzien	QB	6-2	213	9/4/1987	29	7	Wisconsin	Rolling Meadows, IL	UFA-16 (GB)
17	Tevaun Smith	WR	6-2	205	1/30/1993	24	1	Iowa	Toronto, Ontario	FA-16
20	Darius Butler	S	5-10	188	3/18/1986	31	9	Connecticut	Tamarac, FL	FA-12
21	Vontae Davis	CB	5-11	207	5/27/1988	29	9	Illinois	Washington, DC	T-12 (MA)
23	Frank Gore	RB	5-9	217	5/14/1983	34	13	Miami (FL)	Coral Gables, FL	FA-15
25	Marlon Mack	RB	5-11	213	3/7/1996	21	R	South Florida	Sarasota, FL	D4-17
26	Clayton Geathers	S	6-2	220	6/1/1992	25	3	Central Florida	Georgetown, SC	D4-15
27	Nate Hairston	CB	6-0	193	6/30/1994	22	R	Temple	Frederick, MD	D5-17
28	Tevin Mitchell	CB	6-0	190	8/3/1992	24	2	Arkansas	Mansfield, TX	W-15 (WAS)
29	Malik Hooker	S	6-2	205	4/1/1996	21	R	Ohio State	New Castle, PA	D1-17
30	Rashaun Melvin	CB	6-2	193	10/2/1989	27	5	Northern Illinois	Waukegan, IL	FA-16
31	Quincy Wilson	CB	6-1	213	8/16/1996	20	R	Florida	Fort Lauderdale, FL	D2-17
32	T.J. Green	S	6-3	205	3/15/1995	22	2	Clemson	Sylacauga, AL	D2-16
33	Robert Turbin	RB	5-10	225	12/2/1989	27	6	Utah State	Fremont, CA	UFA-16 (DAL)
34	Josh Ferguson	RB	5-10	200	5/23/1993	24	2	Illinois	Naperville, IL	FA-16
35	Daryn Morris	CB	5-10	188	9/4/1990	26	5	Texas State	San Antonio, TX	FA-16
36	Andrew Williamson	S	6-1	212	11/18/1992	24	2	Vanderbilt	San Antonio, TX	FA-17
37	Dante Blackmon	CB	5-11	180	9/28/1993	23	R	Kennesaw State	Covington, GA	FA-17
38	Christine Michael	RB	5-10	220	11/9/1990	26	5	Texas A&M	Beaumont, TX	FA-17
39	Lee Hightower	S	6-2	200	7/28/1993	23	1	Houston	Inglewood, CA	FA-17
39	Troymane Pope	RB	5-8	205	11/29/1993	23	2	Jacksonville State	Anniston, AL	FA-17
40	Chris Milton	CB	5-11	190	9/15/1992	24	2	Georgia Tech	Folkston, GA	FA-16
41	Matthews Farley	S	5-11	210	7/15/1992	24	2	Notre Dame	Charlotte, NC	W-16 (ARZ)
42	Dalton Crossan	RB	5-11	202	2/25/1994	23	R	New Hampshire	Lake Ronkonkoma, N.Y.	FA-17
42	Tyson Graham Jr.	S	6-2	210	12/20/1993	23	R	South Dakota	Pompano Beach, FL	FA-17
43	Thomas Hennessy	LS	6-2	246	6/11/1994	23	R	Duke	Bardonia, N.Y.	FA-17
44	Antonio Morrison	ILB	6-1	235	12/6/1994	22	2	Florida	Bellwood, IL	D4-16
45	Tyvis Powell	S	6-2	211	2/16/1994	23	2	Ohio State	Bedford, OH	W-17 (CLE)
46	Luke Rhodes	ILB	6-2	242	12/2/1992	24	1	William & Mary	Hollidaysburg, PA	FA-16
47	Darrell Daniels	TE	6-3	247	11/22/1994	22	R	Washington	Pittsburg, CA	FA-17
48	Deiontrez Mount	OLB	6-5	249	2/26/1993	24	2	Louisville	Fort Walton Beach, FL	FA-16
49	Mo Alie-Cox	TE	6-7	250	9/19/1993	23	R	VCU	Alexandria, VA	FA-17
49	Garrett Sicksels	OLB	6-4	261	9/24/1994	22	R	Penn State	Red Bank, NJ	FA-17
50	Anthony Walker	OLB	6-1	235	6/8/1995	21	R	Northwestern	Miami, FL	D5-17
51	John Simon	OLB	6-1	265	10/14/1990	26	5	Ohio State	Belle Glade, FL	UFA-17 (HOU)
52	Barkevious Mingo	OLB	6-4	240	10/4/1990	26	5	LSU	Yonge, ON	UFA-17 (NE)
53	Edwin Jackson	ILB	6-0	230	12/19/1991	25	2	Georgia Southern	Atlanta, GA	FA-15
54	David Pary	DT	6-2	310	3/7/1992	25	3	Stanford	Marion, IA	D5-15
55	Sean Spence	ILB	5-11	231	6/10/1990	27	6	Miami (FL)	Miami, FL	UFA-17 (TEN)
56	Akeem Ayers	OLB	6-3	255	7/7/1989	27	7	UCLA	Los Angeles, CA	FA-16
57	Jon Bostic	ILB	6-1	245	5/5/1991	26	5	Florida	Wellington, FL	UFA-17 (DET)
58	Tarell Basham	OLB	6-4	262	3/18/1994	23	R	Ohio	Rocky Mount, VA	D3-17
59	Jeremiah George	ILB	5-11	234	1/24/1992	25	3	Iowa State	Clearwater, FL	FA-17
60	Josh Boyd	DT	6-3	310	8/3/1989	27	4	Mississippi State	Philadelphia, MS	FA-17
61	Adam Redmond	G	6-6	290	5/19/1993	24	1	Harvard	Strongsville, OH	FA-16
62	Le'Veon Clark	T	6-5	319	4/22/1993	24	2	Texas Tech	Rockdale, TX	D3-16
63	Blake Muir	G	6-6	315	5/10/1991	26	1	Baylor	Sutherland, Australia	FA-17
64	Fahn Cooper	T	6-5	306	4/30/1993	24	1	Mississippi	Cystal Lake, IL	FA-17
66	Brian Schwenke	C/G	6-3	315	3/22/1991	26	5	California	Oceanside, CA	UFA-17 (TEN)
67	Jeremy Vujnovich	DT	6-5	300	10/12/1990	26	1	Louisiana College	Belle Chasse, LA	FA-16
68	Grover Stewart	DT	6-4	347	10/23/1993	23	R	Albany State	Camilla, GA	FA-17
69	Deayshawn Bond	G	6-1	302	8/19/1994	22	R	Cincinnati	Indianapolis, IN	FA-17
69	Jehuann Thomas	DE	6-5	292	4/3/1993	24	R	Iowa State	Atlanta, GA	FA-17
71	Denzelle Good	T/G	6-5	355	3/8/1991	26	3	Mars Hill	Gaffner, SC	D7-15
72	Zach Banner	T	6-9	360	12/25/1993	23	R	USC	Tacoma, WA	D4-17
73	Joe Haeg	T	6-6	304	3/11/1993	24	2	North Dakota State	Lake Shore, MN	D5-16
74	Anthony Costanzo	T	6-7	311	8/9/1988	28	7	Boston College	Hawthorn Woods, IL	D1-11
75	Jack Mewhort	T/G	6-6	312	8/30/1991	25	4	Ohio State	Toledo, OH	D2-14
76	Andrew Wylie	T	6-6	310	8/19/1994	22	R	Eastern Michigan	Midland, MI	FA-17
78	Ryan Kelly	C	6-4	313	5/30/1993	24	2	Alabama	West Chester, OH	D1-16
79	Jerry Ugokwe	T	6-7	321	2/24/1994	23	R	William & Mary	Bowie, MD	FA-17
80	Chester Rogers	WR	6-1	180	1/12/1994	23	2	Grambling State	Huntsville, AL	FA-16
81	Colin Jeter	TE	6-6	251	5/23/1995	22	R	LSU	Longview, TX	FA-17
83	Bug Howard	WR	6-4	221	11/28/1994	22	R	North Carolina	Rochelle, GA	FA-17
84	Jack Doyle	TE	6-6	267	5/5/1990	27	5	Western Kentucky	Indianapolis, IN	W-13 (TEN)
85	Brandon Williams	TE	6-3	247	10/12/1987	29	5	Oregon	Merrionette Park, IL	UFA-17 (SEA)
86	Erik Swoope	TE	6-5	257	5/8/1992	25	2	Miami (FL)	Lake Elsinore, CA	FA-14
90	Kendall Langford	DE	6-6	305	1/27/1986	31	10	Hampton	Petersburg, VA	FA-15
91	Hassan Ridgeway	DT	6-3	317	11/2/1994	26	2	Texas	Mansfield, TX	D4-16
92	Lavar Edwards	OLB	6-4	275	4/29/1990	26	5	LSU	Gretzka, LA	W-16 (CAR)
93	Jabaa Sheard	OLB	6-3	265	5/10/1989	28	5	Pittsburgh	Hollywood Hills, FL	UFA-17 (NE)
94	Marqus Hunt	DE	6-8	295	7/14/1987	29	5	SMU	Karki-Nuia, Estonia	UFA-17 (CIN)
95	Johnathan Hankins	DT	6-2	320	3/30/1992	25	5	Ohio State	Dearborn Heights, MI	UFA-17 (NYG)
96	Henry Anderson	DT	6-6	300	8/3/1991	25	3	Stanford	Atlanta, GA	D3-15
97	Al Woods	NT	6-4	307	3/25/1987	30	8	LSU	Jennings, LA	FA-17
99	T.Y. McGill	DT	6-0	310	11/23/1992	24	3	North Carolina State	Jesup, GA	W-15 (SEA)

ADMINISTRATION

COACHING STAFF

FOOTBALL OPERATIONS

BUSINESS OPERATIONS

PLAYERS

2016 SEASON IN REVIEW

COLTS HISTORY

RECORDS

COLTS IN THE COMMUNITY





VONTAE DAVIS
CORNERBACK



2016 SEASON IN REVIEW



2016

RECORD: 8-8 COACH: CHUCK PAGANO
THIRD – AFC SOUTH DIVISION
HOME: 4-4 ROAD: 4-4
DIV: 3-3 CONF: 5-7 NCONF: 3-1

*Sellout ^Roof/Window Open #Roof Open/Window Closed @Roof Closed/Window Open

DATE	RESULTS	OPPONENT	ATTENDANCE
9/11	L 35-39	DETROIT	*65,566
9/18	L 20-34	@ Denver	76,379
9/25	W 26-22	SAN DIEGO	*64,747
10/2	L 27-30	@ Jacksonville (London)	83,764
10/9	W 29-23	CHICAGO	*66,622
10/16	L 23-26 OT	@ Houston	*71,891
10/23	W 34-26	@ Tennessee	65,470
10/30	L 14-30	KANSAS CITY	*65,417
11/6	W 31-26	@ Green Bay	78,437
11/20	W 24-17	TENNESSEE	*65,048
11/24	L 7-28	PITTSBURGH	*66,583
12/5	W 41-10	@ N.Y. Jets	78,160
12/11	L 17-22	HOUSTON	*65,520
12/18	W 34-6	@ Minnesota	66,820
12/24	L 25-33	@ Oakland	54,896
1/1	W 24-20	JACKSONVILLE	*65,160

SCORING	TDR	TDP	TDR	PAT	FG	2P	S	TP
Vinatieri					44/44	27/31		125
Gore	4	4						48
Turbin	7	1						48
Moncrief			6					42
Allen			7				1	40
Hilton			6				1	40
Doyle			5					30
Dorsett			2					12
Luck	2							12
Mathis			1					6
Swoope			1					6
Todman			1					6
COLTS	13	32	2	44/44	27/31	2	0	411
OPPONENTS	12	27	3	34/39	34/40	1	0	392

2-Point Conversions: Team 2/3, Opponents: 1/3

PUNTING	NO.	YDS.	AVG.	TB	IN20	LG	BLK.
McAfee	55	2711	49.3	9	19	74	1
COLTS	56	2711	48.4	9	19	74	1
OPPONENTS	63	2994	47.5	8	26	78	0

PUNT RETURNS	NO.	FC	YDS.	AVG.	LG	TD
Rogers	13	12	119	9.2	30	0
Bray	7	8	58	8.3	20	0
Ferguson	1	0	0.0	0.0	0	0
Hilton	1	1	5	5.0	5	0
Dorsett	0	1	0	0.0	0	0
COLTS	22	22	182	8.3	30	0
OPPONENTS	17	17	139	8.2	28	0

FGS	1-9	10-29	30-39	40-49	50+	Tot.
Vinatieri	0/0	3/3	7/7	10/12	7/9	27/31
COLTS	0/0	3/3	7/7	10/12	7/9	27/31
OPPONENTS	0/0	9/10	10/11	13/15	2/4	34/40

RUSHING	NO.	YDS.	AVG.	LG	TD
Vinatieri:	(50,40)	(48,52)	(38,33)	(53,49)	
	(54,53,26,41,46)	(41,37,36)	(28,33)	(1,28)	
	(42,49)	(52)	(53,36)	(32,55)	(48,50)
	(48,45)				
OPP:	(43)	(54,23,43,33,35)	(42,34,27)	(22,46,49)	
	(35,49,49,24)	(27,33)	(48,44)	(33,28,22,44)	
	(34,48,27)	(47)	(38)	(21,52,24,41,34)	
	(32,51)	(47,30,54,41)			

RUSHING	NO.	YDS.	AVG.	LG	TD
Gore	263	1025	3.9	22	4
Luck	64	341	5.3	33	2
Turbin	47	164	3.5	18	7
Todman	9	59	6.6	19	0
Ferguson	15	20	1.3	11	0
Dorsett	2	10	5.0	7	0
Bray	1	7	7.0	7	0
Tolzien	6	3	0.5	5	0
McAfee	1	0	0.0	0	0
Moncrief	1	-1	-1.0	-1	0
COLTS	409	1628	4.0	33	13
OPPONENTS	409	1926	4.7	57	12

RECEIVING	NO.	YDS.	AVG.	LG	TD
Hilton	91	1448	15.9	63	6
Doyle	59	584	9.9	24	5
Gore	38	277	7.3	49	4
Allen	35	406	11.6	23	6
Dorsett	33	528	16.0	64	2
Moncrief	30	307	10.2	39	7
Turbin	26	179	6.9	19	1
Ferguson	20	136	6.8	14	0
Rogers	19	273	14.4	36	0
Swoope	15	297	19.8	45	1
Bray	3	36	12.0	22	0
Street	1	20	20.0	20	0
COLTS	370	4491	12.1	64	32
OPPONENTS	378	4411	11.7	49	27

INTERCEPTIONS	NO.	YDS.	AVG.	LG	TD
Butler	3	19	6.3	19	0
Adams	2	56	28.0	56	0
Ayers	1	25	25.0	25	0
Davis	1	0	0.0	0	0
Morris	1	0	0.0	0	0
COLTS	8	100	12.5	56	0
OPPONENTS	15	165	11.0	46	1

TEAM STATISTICS	COLTS	OPP
TOTAL FIRST DOWNS	351	353
Rushing	93	93
Passing	220	225
Penalty	38	35
3rd Down: M/A/Pct.	87/202 43.1	80/193 41.5
4th Down: M/A/Pct.	8/18 44.4	3/8 37.5
TOTAL NET YARDS	5830	6126
Avg. Per Game	364.4	382.9
Total Plays	1037	1024
Avg. Per Play	5.6	6.0
NET RUSHING YARDS	1628	1926
Avg. Per Game	101.8	120.4
Total Rushes	409	409
NET YARDS PASSING	4202	4200
Avg. Per Game	262.6	262.5
Sacked/Yards Lost	44/289	33/211
Gross Yards	4491	4411
Att./Completions	584/370	582/378
Completion Pct.	63.4	64.9
Had Intercepted	15	8
PUNTS/AVERAGE	56/48.4	63/47.5
NET PUNTING AVG.	42.7	42.1
PENALTIES/YARDS	102/883	125/1159
FUMBLES/BALL LOST	16/7	18/9
TOUCHDOWNS	47	42
Rushing	13	12
Passing	32	3
Returns	2	3
TIME OF POSSESSION	30:39	29:21

SCORE BY PERIODS	1	2	3	4	OT	TOTAL
COLTS	84	120	73	134	0	411
OPPONENTS	66	134	65	124	3	392

KICKOFF RETURNS	NO.	YDS.	AVG.	LG	TD
Todman	16	478	29.9	99	1
Bray	9	231	25.7	39	0
Ferguson	4	80	20.0	24	0
Hilton	2	5	2.5	5	0
Blythe	1	10	10.0	10	0
COLTS	32	804	25.1	99	1
OPPONENTS	39	825	21.2	40	0

USUAL STARTERS PRO BOWLERS IN BOLDFACE

OFFENSE	DEFENSE
WR Donte Moncrief	DE Kendall Langford
LT Anthony Costanzo	NT David Parry
LG Jack Mewhort	DT Arthur Jones
C Ryan Kelly	SLB Erik Walden
RG Denzelle Good	MIKE D'Qwell Jackson
RT Joe Haeg	WILL Edwin Jackson
TE Dwayne Allen	RUSH Robert Mathis
WR T.Y. Hilton	LCB Rashaan Melvin
QB Andrew Luck	RCB Vontae Davis
TE Jack Doyle	SS Mike Adams
RB Frank Gore	FS Clayton Geathers

P Pat McAfee

PASSING	ATT.	COMP.	YDS.	PCT.	AVG./ATT.	TD	TD%	INT.	INT%	LG	SACKED	RATING
Luck	545	346	4240	63.5	7.7	31	5.7	13	2.4	64	41/268	96.4
Tolzien	37	23	216	62.2	5.8	1	2.7	2	5.4	32	3/21	64.7
McAfee	1	1	35	100.0	35.0	0	0.0	0	0.0	35	0/0	118.8
Morrison	1	0	0	0.0	0.0	0	0.0	0	0.0	0	0/0	39.6
COLTS	584	370	4491	63.4	7.6	32	5.5	15	2.6	64	44/289	94.5
OPPONENTS	582	378	4411	64.9	7.5	27	4.6	8	1.4	49	33/211	97.5

ADMINISTRATION
COACHING STAFF
FOOTBALL OPERATIONS
BUSINESS OPERATIONS
PLAYERS
2016 SEASON IN REVIEW
COLTS HISTORY
RECORDS
COLTS IN THE COMMUNITY

2016 COLTS DEFENSIVE STATS

Player	DEFENSIVE TACKLES			QUARTERBACK			PASSES			SPECIAL TEAMS					
	SOLO	AST	TOTAL	SACK	YDS	INT	YDS	PD	FF	FR	TACKLES SOLO	AST	FF	FR	BLK
D'Qwell Jackson	55	26	81	1.0	12	0	0	3	0	2	0	0	0	0	0
Mike Adams	65	15	80	0.0	0	2	56	2	2	2	0	0	0	0	0
Edwin Jackson	42	19	61	2.0	0	0	0	0	0	0	6	4	0	0	0
Clayton Geathers	54	6	60	0.0	0	0	0	5	1	0	1	1	0	0	0
Rashaan Melvin	50	8	58	0.0	0	0	0	7	2	0	0	0	0	0	0
David Parry	35	14	49	3.0	7	0	0	0	0	0	0	1	0	0	0
T.J. Green	33	13	46	0.0	0	0	0	3	0	0	0	0	0	0	0
Erik Walden	33	13	46	11.0	64	0	0	0	3	0	0	0	0	0	0
Antonio Morrison	28	17	45	0.0	0	0	0	0	0	0	7	1	0	0	0
Vontae Davis	34	7	41	0.0	0	1	0	10	0	0	0	0	0	0	0
Darius Butler	28	6	34	0.0	0	3	19	7	1	0	0	0	0	0	0
Darryl Morris	27	7	34	0.0	0	1	0	6	0	0	1	0	0	0	0
Arthur Jones	15	15	30	0.0	0	0	0	0	0	0	0	0	0	0	0
Sio Moore	23	5	28	0.0	0	0	0	0	0	0	0	0	0	0	0
Patrick Robinson	20	6	26	0.0	0	0	0	5	1	0	0	0	0	0	0
Robert Mathis	18	7	25	5.0	45	0	0	0	3	2	0	0	0	0	0
Hassan Ridgeway	9	14	23	1.5	6.5	0	0	1	0	0	0	0	0	0	1
Zach Kerr	13	6	19	2.5	15.5	0	0	0	0	1	0	0	0	0	0
Akeem Ayers	12	6	18	2.0	15	1	25	2	0	0	3	1	0	0	0
Trent Cole	12	5	17	2.0	19	0	0	1	0	0	0	0	0	0	0
Josh McNary	10	5	15	0.0	0	0	0	0	1	0	6	5	0	0	0
Henry Anderson	12	3	15	0.0	0	0	0	2	0	1	0	0	0	0	0
Antonio Cromartie	14	0	14	0.0	0	0	0	2	0	0	0	0	0	0	0
Kendall Langford	8	3	11	0.0	0	0	0	2	0	1	0	0	0	0	0
T.Y. McGill	4	2	6	2.0	20	0	0	1	1	0	0	0	0	0	0
Christopher Milton	4	2	6	0.0	0	0	0	2	0	0	3	1	0	0	0
Winston Guy	4	1	5	0.0	0	0	0	0	0	0	0	0	0	0	0
Lavar Edwards	3	1	4	1.0	7	0	0	0	0	0	0	0	0	0	0
Curt Maggitt	2	2	4	0.0	0	0	0	0	0	0	1	3	0	0	0
Matthias Farley	4	0	4	0.0	0	0	0	0	0	0	7	5	0	0	0
Charles James	1	1	2	0.0	0	0	0	0	0	0	0	0	0	0	0
Chris Carter	1	0	1	0.0	0	0	0	0	0	0	3	2	0	0	0
Frankie Williams	1	0	1	0.0	0	0	0	0	0	0	0	0	0	0	0
Jordan Todman	0	0	0	0.0	0	0	0	0	0	0	7	4	0	0	0
Erik Swoope	0	0	0	0.0	0	0	0	0	0	0	4	2	0	0	0
Jack Doyle	0	0	0	0.0	0	0	0	0	0	0	2	1	0	0	0
Josh Ferguson	0	0	0	0.0	0	0	0	0	0	0	1	1	0	0	0
Deon King	0	0	0	0.0	0	0	0	0	0	0	1	1	0	0	0
Matt Overton	0	0	0	0.0	0	0	0	0	0	0	0	2	0	0	0
Robert Turbin	0	0	0	0.0	0	0	0	0	0	0	1	0	0	0	0
Luke Rhodes	0	0	0	0.0	0	0	0	0	0	0	1	0	0	0	0
Trevor Bates	0	0	0	0.0	0	0	0	0	0	0	0	1	0	0	0
Team Totals	674	235	909	33.0	211	8	100	61	15	9	55	36	0	0	1



Vontae Davis led the team with 10 passes defended while adding 41 tackles (34 solo) and one interception.



Clayton Geathers posted 60 tackles (54 solo), 2.0 tackles for loss, five passes defended and one forced fumble.



Erik Walden led the team and set a career-high with 11.0 sacks. He also added 46 tackles (33 solo), 9.0 tackles for loss, 17 quarterback hits and three forced fumbles.

ADMINISTRATION

COACHING STAFF

FOOTBALL OPERATIONS

BUSINESS OPERATIONS

PLAYERS

2016 SEASON IN REVIEW

COLTS HISTORY

RECORDS

COLTS IN THE COMMUNITY

GAME 1



DETROIT 39



INDIANAPOLIS 35

SEPTEMBER 11, 2016 • LUCAS OIL STADIUM • 65,566

The Colts lost a heartbreaking regular season opener, falling to the Detroit Lions, 39-35. The Lions were in control for most of the first half, rushing for two touchdowns before Adam Vinatieri put the Colts on the board with a 50-yard field goal in the second quarter. Trailing 21-3, Indianapolis found the end zone when Andrew Luck connected with Donte Moncrief with five seconds left in the first half. The teams traded touchdowns in the third quarter before a Vinatieri 40-yard field goal put the Colts within a touchdown. Luck capped off a nine-play, 94-yard drive with a game-tying touchdown strike to Jack Doyle in the fourth quarter.

The Lions regained the lead with another touchdown drive, but missed the ensuing extra point, putting them up 34-28 with 4:04 remaining in the game. With 37 seconds left, Luck connected with Doyle for their second touchdown, putting the Colts in front for the first time, 35-34. The Lions drove 50 yards on their next possession, setting up the game-winning 43-yard field goal. Luck threw for 385 yards and four touchdowns while Doyle established a career-high with two touchdown receptions. Defensively, inside linebacker Sio Moore led the team in tackles while outside linebacker Erik Walden posted 1.0 sack.

SCORING DRIVES

	1	2	3	4	OT	Total
Lions	7	14	7	11	0	39
Colts	0	10	8	17	0	35

TEAM	QTR	TIME	SCORING PLAY	DET	IND
Lions	1	4:43	Riddick 21 yd. run (Prater kick)	7	0
Lions	2	9:11	Washington 1 yd. run (Prater kick)	14	0
Colts	2	4:50	Vinatieri 50 yd. field goal	14	3
Lions	2	1:37	Ebron 6 yd. pass from Stafford	21	3
Colts	2	0:05	Moncrief 2 yd. pass from Luck (Vinatieri kick)	21	10
Colts	3	8:41	Allen 19 yd. pass from Luck (Luck-Allen pass)	21	18
Lions	3	2:20	Abdullah 11 yd. pass from Stafford (Prater kick)	28	18
Colts	4	14:17	Vinatieri 40 yd. field goal	28	21
Colts	4	8:19	Doyle 16 yd. pass from Luck (Vinatieri kick)	28	28
Lions	4	4:04	Riddick 13 yd. pass from Stafford (kick failed)	34	28
Colts	4	0:37	Doyle 6 yd. pass from Luck (Vinatieri kick)	34	35
Lions	4	0:04	Prater 43 yd. field goal	37	35
Lions	4	0:00	Penalty on Hilton enforced in end zone for a safety	39	35

TEAM STATISTICS

	LIONS	COLTS
Total Net Yards	448	450
Net Yards Rushing	116	82
Net Yards Passing	332	368
Total First Downs	28	25
Third Down Efficiency	5-9-56%	9-16-56%
Penalties	8-70	5-45
Fumbles (#-Lost)	0-0	0-0
Field Goals (Made-Att.)	1-1	2-2
Red Zone Efficiency	4-4-100%	4-4-100%
Time of Possession	30:36	29:24

INDIVIDUAL STATISTICS

RUSHING:

Colts: Gore 14-59, Luck 3-21, Turbin 1-4, Ferguson 1--2.
Lions: Abdullah 12-63, Riddick 7-45-1, Stafford 2-5, Tate 1-2, Washington 2-1.

PASSING:

Colts: Luck 31-47-385, 4 TD, 0 INT.
Lions: Stafford 31-39-340, 3 TD, 0 INT.

RECEIVING:

Colts: Hilton 6-79, Moncrief 6-64-1, Dorsett 4-94, Allen 4-53-1, Gore 4-19, Doyle 3-35-2, Ferguson 2-26, Turbin 2-15.
Lions: Tate 7-41, Riddick 5-63-1, Abdullah 5-57-1, Ebron 5-46-1, Jones 4-85, Boldin 3-35, Roberts 1-8, Wick 1-5.



Tight end Jack Doyle finished with a single-game career-high two touchdown receptions in a Week 1 loss against Detroit.



ADMINISTRATION

COACHING STAFF

FOOTBALL OPERATIONS

BUSINESS OPERATIONS

PLAYERS

2016 SEASON IN REVIEW

COLTS HISTORY

RECORDS

COLTS IN THE COMMUNITY

GAME 2



INDIANAPOLIS 20



DENVER 34

SEPTEMBER 18, 2016 • SPORTS AUTHORITY FIELD AT MILE HIGH • 76,379

The Colts fell to 0-2 on the season after being defeated by the Denver Broncos, 34-20, at Sports Authority Field at Mile High. Indianapolis kept the game close in the first half, as the defense held the Broncos to a 13-6 lead. Adam Vinatieri notched field goals of 48 and 52 yards and improved his streak to 29 consecutive field goals, which was the third highest mark in team history. The Colts tied the game on their first possession of the third quarter when Robert Turbin found the end zone on a five-yard run. Following a Denver field goal, Aqib Talib returned an interception 46 yards for a touchdown giving the Broncos a 23-13 advantage in the fourth

quarter. Indianapolis posted its second touchdown of the game when Andrew Luck hit Frank Gore for a seven-yard score. The Colts defense held Denver to another field goal, giving the team a possession to score a touchdown and take the lead. On the first play of the next drive however, Luck was sacked and fumbled. The ball was recovered by the Broncos for a touchdown, which sealed the loss. Luck finished with 197 passing yards, while Gore lead the team with 44 rushing yards on 13 carries. Defensively, Darius Butler logged the team's first interception of the season and Zach Kerr notched the team's lone sack of the game.

SCORING DRIVES

	1	2	3	4	OT	Total
Colts	3	3	7	7	0	20
Broncos	3	10	3	18	0	34

TEAM	QTR	TIME	SCORING PLAY	IND	DEN
Colts	1	8:17	Vinatieri 48 yd. field goal	3	0
Broncos	1	5:30	McManus 23 yd. field goal	3	3
Broncos	2	11:41	Anderson 4 yd. run (McManus kick)	3	10
Colts	2	2:43	Vinatieri 52 yd. field goal	6	10
Broncos	2	0:05	McManus 43 yd. field goal	6	13
Colts	3	8:06	Turbin 5 yd. run (Vinatieri kick)	13	13
Broncos	3	1:09	McManus 33 yd. field goal	13	16
Broncos	4	13:52	Talib 46 yd. interception return (McManus kick)	13	23
Colts	4	4:02	Gore 7 yd. pass from Luck (Vinatieri kick)	20	23
Broncos	4	1:51	McManus 35 yd. field goal	20	26
Broncos	4	1:42	Ray 15 yd. fumble return (Siemian-Thomas pass)	20	34

TEAM STATISTICS

	COLTS	BRONCOS
Total Net Yards	253	400
Net Yards Rushing	83	134
Net Yards Passing	170	266
Total First Downs	19	24
Third Down Efficiency	6-14-43%	5-11-45%
Penalties	8-94	8-54
Fumbles (#-Lost)	1-1	0-0
Field Goals (Made-Att.)	2-2	4-5
Red Zone Efficiency	2-2-100%	1-4-25%
Time of Possession	29:19	30:41

INDIVIDUAL STATISTICS

RUSHING:
Colts: Gore 13-44, Luck 3-22, Turbin 3-10-1, Ferguson 2-7.
Broncos: Anderson 20-74-1, Booker 9-46, Bibbs 1-7, Siemian 1-7.

PASSING:
Colts: Luck 21-40-197, 1 TD, 1 INT.
Broncos: Siemian 22-33-266, 1 INT.

RECEIVING:
Colts: Ferguson 5-29, Hilton 4-41, Doyle 4-37, Gore 3-19-1, Allen 2-25, Dorsett 1-30, Moncrief 1-9, Bray 1-7.
Broncos: Thomas 5-90, Green 3-46, Sanders 3-39, Norwood 3-24, Anderson 3-19, Latimer 2-12, Taylor 1-20, Janovich 1-11, Booker 1-5.



Frank Gore led the team with 44 rushing yards and added a seven-yard receiving touchdown against the Broncos.

ADMINISTRATION

COACHING STAFF

FOOTBALL OPERATIONS

BUSINESS OPERATIONS

PLAYERS

2016 SEASON IN REVIEW

COLTS HISTORY

RECORDS

COLTS IN THE COMMUNITY



ADMINISTRATION
COACHING STAFF
FOOTBALL OPERATIONS
BUSINESS OPERATIONS
PLAYERS
2016 SEASON IN REVIEW
COLTS HISTORY
RECORDS
COLTS IN THE COMMUNITY

GAME 3



SAN DIEGO 22



INDIANAPOLIS 26

SEPTEMBER 25, 2016 • LUCAS OIL STADIUM • 64,747

The Colts captured their first victory of the season as they closed out the San Diego Chargers at home, 26-22. The Colts got off to a fast start as running back Frank Gore put the team ahead 10-0 late in the first quarter after a six-yard touchdown run. The Chargers got on the board with two field goals to start the second quarter before tying the game with a 61-yard fumble return for a touchdown to end the half. After both teams traded touchdowns in the third, a field goal gave San Diego a 22-20 lead midway through the fourth quarter. With 1:17 remaining, Andrew Luck engineered a six-play, 83-yard drive that was capped off by a 63-yard touchdown

pass to T.Y. Hilton. Safety Clayton Geathers forced a fumble on the Chargers next possession, sealing the victory, 26-22. Luck completed 24-of-37 passes for 331 yards, one touchdown and one interception. Gore led all rushers with 82 yards and a touchdown on 21 attempts (3.9 avg.). Hilton led all receivers as he hauled in a game-high eight receptions for 174 yards (21.8 avg.) and one touchdown. Defensively, Sio Moore and D'Qwell Jackson led the team with eight tackles each while Erik Walden produced 2.0 sacks, two forced fumbles and 1.0 tackle for loss. Geathers added 1.0 tackle for loss and one forced fumble as well.

SCORING DRIVES

	1	2	3	4	OT	Total
Chargers	0	13	6	3	0	22
Colts	10	3	7	6	0	26

TEAM	QTR	TIME	SCORING PLAY	SD	IND
Colts	1	8:53	Vinatieri 38 yd. field goal	0	3
Colts	1	3:39	Gore 6 yd. run (Vinatieri kick)	0	10
Chargers	2	14:51	Lambo 42 yd. field goal	3	10
Chargers	2	14:04	Lambo 34 yd. field goal	6	10
Colts	2	6:25	Vinatieri 33 yd. field goal	6	13
Chargers	2	0:55	Reid 61 yd. fumble return (Lambo kick)	13	13
Chargers	3	8:23	Gordon 1 yd. run (kick blocked)	19	13
Colts	3	2:39	Turbin 1 yd. run (Vinatieri kick)	19	20
Chargers	4	7:34	Lambo 27 yd. field goal	22	20
Colts	4	1:17	Hilton 63 yd. pass from Luck (pass failed)	22	26

TEAM STATISTICS

	CHARGERS	COLTS
Total Net Yards	356	410
Net Yards Rushing	37	93
Net Yards Passing	319	317
Total First Downs	17	24
Third Down Efficiency	4-11-36%	2-9-22%
Penalties	10-80	11-66
Fumbles (#-Lost)	4-3	2-1
Field Goals (Made-Att.)	3-3	2-2
Red Zone Efficiency	1-4-25%	2-3-67%
Time of Possession	27:17	32:42

INDIVIDUAL STATISTICS

RUSHING:
Colts: Gore 21-82-1, Turbin 4-9-1, Ferguson 1-2.
Chargers: Gordon 16-35-1, Rivers 1-2.

PASSING:
Colts: Luck 24-37-331, 1 TD, 1 INT.
Chargers: Rivers 26-39-330, 0 TD, 0 INT.

RECEIVING:
Colts: Hilton 8-174-1, Doyle 6-65, Allen 3-35, Ferguson 3-29, Dorsett 3-27, Gore 1-1.
Chargers: Williams 6-69, Henry 5-76, Benjamin 4-82, Gordon 4-43, Inman 3-32, McCluster 2-9, McGrath 1-13, Watt 1-6.



Wide receiver T.Y. Hilton totaled eight receptions for 174 yards and added the game-winning 63-yard touchdown.

GAME 4

INDIANAPOLIS 27



JACKSONVILLE 30

OCTOBER 2, 2016 • WEMBLEY STADIUM • 83,764

The Colts were defeated by the Jacksonville Jaguars, 30-27, in an NFL International Series contest at Wembley Stadium in London, England. The Jaguars jumped out to a 17-6 lead in the first half with touchdowns coming from Allen Robinson and a rushing score from Blake Bortles. Adam Vinatieri was successful with both of his field goal attempts (53 and 49 yards). Jacksonville kicker Jason Myers split the uprights from 22 yards with no time remaining in the second quarter. Myers then kept the Jacksonville momentum rolling with two more conversions in the third quarter as the Jaguars went ahead 23-6. The Colts did their

best to mount a comeback, scoring touchdowns on three consecutive possessions in the fourth quarter. Frank Gore found the end zone on a one-yard rush while T.Y. Hilton and Phillip Dorsett contributed with receiving touchdowns. Jacksonville took the lead for good with an Allen Hurns 42-yard touchdown as Indianapolis turned the ball over on downs during its last two possessions. Andrew Luck completed 27-of-42 passes for 234 yards, two touchdowns and one interception while Gore led the team in rushing with 68 yards. Defensively, Erik Walden tallied four tackles, 1.0 sack, 1.0 tackle for loss and two quarterback hits.

SCORING DRIVES

	1	2	3	4	OT	Total
Colts	3	3	0	21	0	27
Jaguars	7	10	6	7	0	30

TEAM	QTR	TIME	SCORING PLAY	IND	JAX
Jaguars	1	8:23	Robinson 3 yd. pass from Bortles (Myers kick)	0	7
Colts	1	1:50	Vinatieri 53 yd. field goal	3	7
Colts	2	8:53	Vinatieri 49 yd. field goal	6	7
Jaguars	2	4:09	Bortles 1 yd. run (Myers kick)	6	14
Jaguars	2	0:00	Myers 22 yd. field goal	6	17
Jaguars	3	11:50	Myers 46 yd. field goal	6	20
Jaguars	3	2:51	Myers 49 yd. field goal	6	23
Colts	4	14:48	Gore 1 yd. run (Vinatieri kick)	13	23
Colts	4	7:06	Hilton 2 yd. pass from Luck (Vinatieri kick)	20	23
Jaguars	4	5:03	Hurns 42 yd. pass from Bortles (Myers kick)	20	30
Colts	4	3:03	Dorsett 64 yd. pass from Luck (Vinatieri kick)	27	30

TEAM STATISTICS

	COLTS	JAGUARS
Total Net Yards	284	331
Net Yards Rushing	94	136
Net Yards Passing	190	195
Total First Downs	23	23
Third Down Efficiency	9-17-53%	3-11-27%
Penalties	7-78	11-145
Fumbles (#-Lost)	1-0	1-0
Field Goals (Made-Att.)	2-2	3-3
Red Zone Efficiency	2-2-100%	2-3-67%
Time of Possession	32:39	27:21

INDIVIDUAL STATISTICS

RUSHING:
Colts: Gore 16-68-1, Luck 4-23, Dorsett 1-3, Turbin 1-2, Ferguson 3- -2.
Jaguars: Yeldon 14-71, Bortles 7-36-1, Ivory 8-29.

PASSING:
Colts: Luck 27-42-234, 2 TD, 1 INT.
Jaguars: Bortles 19-33-207, 2 TD, 0 INT.

RECEIVING:
Colts: Hilton 7-42-1, Ferguson 7-33, Gore 5-27, Rogers 2-39, Allen 2-20, Turbin 2-3, Dorsett 1-64, Doyle 1-6.
Jaguars: Robinson 5-55-1, Yeldon 4-46, Lee 4-28, Hurns 2-47-1, Lewis 1-12, Sterling 1-10, Greene 1-8, Benn 1-1.



Erik Walden compiled four tackles, 1.0 sack, 1.0 tackle for loss and two quarterback hits against the Jaguars.

ADMINISTRATION

COACHING STAFF

FOOTBALL OPERATIONS

BUSINESS OPERATIONS

PLAYERS

2016 SEASON IN REVIEW

COLTS HISTORY

RECORDS

COLTS IN THE COMMUNITY

GAME 5

CHICAGO 23

INDIANAPOLIS 29

OCTOBER 9, 2016 • LUCAS OIL STADIUM • 66,622

In a Super Bowl XLI rematch, the Colts came away with the 29-23 victory over the Chicago Bears to improve their record to 2-3 on the season. The Colts scored on every possession of the first half en route to a 16-13 halftime lead. Adam Vinatieri split the uprights on three first half field goals, two of which from 50-plus yards. Dwayne Allen caught a one-yard touchdown pass at the beginning of the second quarter en route to a six-catch game. Chicago got its first lead of the day in the fourth quarter after a 21-yard hookup from Brian Hoyer to Jordan Howard. T.Y. Hilton put the Colts back on top, 26-23, after hauling in a 35-yard touchdown

pass from Andrew Luck with 3:43 remaining. The Colts defense then spoiled any attempt at a comeback for the Bears as they forced a fumble and a turnover on downs on their final two possessions. Luck completed 28-of-39 passes for 322 yards and two touchdowns. Frank Gore rushed for 75 yards on 14 carries and passed Jim Brown for ninth place on the NFL's all-time rushing yardage list. Hilton led the team in receiving and compiled 171 yards and a score on 10 receptions. Vinatieri finished with a career day as he tied his single-game career-high with five field goals made and 17 points.

SCORING DRIVES

		1	2	3	4	OT	Total			
	Bears	3	10	0	10	0	23			
	Colts	3	13	3	10	0	29			
TEAM	QTR	TIME	SCORING PLAY				CHI	IND		
Bears	1	8:24	Barth 35 yd. field goal				3	0		
Colts	1	5:10	Vinatieri 54 yd. field goal				3	3		
Colts	2	12:58	Allen 1 yd. pass from Luck (Vinatieri kick)				3	10		
Bears	2	8:22	Barth 49 yd. field goal				6	10		
Colts	2	6:08	Vinatieri 53 yd. field goal				6	13		
Bears	2	3:35	Meredith 14 yd. pass from Hoyer (Barth kick)				13	13		
Colts	2	0:11	Vinatieri 26 yd. field goal				13	16		
Colts	3	5:52	Vinatieri 41 yd. field goal				13	19		
Bears	4	13:31	Barth 24 yd. field goal				16	19		
Bears	4	7:04	Howard 21 yd. pass from Hoyer (Barth kick)				23	19		
Colts	4	3:43	Hilton 35 yd. pass from Luck (Vinatieri kick)				23	26		
Colts	4	2:28	Vinatieri 46 yd. field goal				23	29		

TEAM STATISTICS


	BEARS	COLTS
Total Net Yards	522	396
Net Yards Rushing	125	98
Net Yards Passing	397	298
Total First Downs	25	20
Third Down Efficiency	2-9-22%	3-12-25%
Penalties	10-80	9-68
Fumbles (#-Lost)	3-1	2-0
Field Goals (Made-Att.)	3-4	5-5
Red Zone Efficiency	1-3-33%	1-2-50%
Time of Possession	30:05	29:55

INDIVIDUAL STATISTICS

RUSHING:
 Colts: Gore 14-75, Luck 5-13, Bray 1-7, Ferguson 1-3.
 Bears: Howard 16-118, Meredith 1-6, Carey 1-2, Hoyer 1--1.

PASSING:
 Colts: Luck 28-39-322, 2 TD, 0 INT.
 Bears: Hoyer 33-43-397, 2 TD, 0 INT.

RECEIVING:
 Colts: Hilton 10-171-1, Allen 6-50-1, Rogers 3-24, Bray 2-29, Dorsett 2-26, Ferguson 2-10, Doyle 2-8, Gore 1-4.
 Bears: Meredith 9-130-1, Miller 7-73, Royal 7-43, Jeffery 5-77, Howard 3-45-1, Carey 1-15, Bellamy 1-14.



Kicker Adam Vinatieri tied career highs with five field goals made and 17 points in a victory against Chicago.

ADMINISTRATION
 COACHING STAFF
 FOOTBALL OPERATIONS
 BUSINESS OPERATIONS
 PLAYERS
 2016 SEASON IN REVIEW
 COLTS HISTORY
 RECORDS
 COLTS IN THE COMMUNITY

GAME 6



INDIANAPOLIS 23



HOUSTON 26 OT

OCTOBER 16, 2016 • NRG STADIUM • 71,891

The Colts squandered a 14-point lead with less than three minutes remaining in a Week 6 overtime loss to Houston. Indianapolis jumped out to a 13-0 lead in the first half as the Colts defense forced four consecutive punts to open the game. Adam Vinatieri split the uprights from 41 and 37 yards while tight end Jack Doyle recorded his third touchdown of the season on a 22-yard strike from quarterback Andrew Luck. Houston found the scoreboard with a 27-yard field goal just before halftime and recorded a touchdown on its first possession of the second half to cut the Colts lead to 13-9. Indianapolis responded with an Andrew Luck 14-

yard touchdown run and Vinatieri's third field goal of the game to give the Colts a 23-9 advantage. Houston notched back-to-back touchdowns in 2:37 and forced the game into overtime. After the Colts won the toss, the Texans defense held and put Houston in position for Nick Novak's 33-yard game-winning kick. Luck finished 21-of-32 for 252 yards, one touchdown and one interception while Frank Gore became the first Colts running back to top 100 yards (106) in 55 consecutive regular season games. Defensively, Vontae Davis hauled in his first interception of the season and Robert Mathis notched a sack-forced fumble.

SCORING DRIVES

	1	2	3	4	OT	Total
Colts	3	10	0	10	0	23
Texans	0	3	6	14	3	26

TEAM	QTR	TIME	SCORING PLAY	IND	HOU
Colts	1	5:56	Vinatieri 41 yd. field goal	3	0
Colts	2	14:55	Doyle 22 yd pass from Luck (Vinatieri kick)	10	0
Colts	2	6:55	Vinatieri 37 yd. field goal	13	0
Texans	2	1:57	Novak 27 yd. field goal	13	3
Texans	3	7:06	L. Miller 1 yd. run (kick failed)	13	9
Colts	4	14:53	Luck 14 yd. run (Vinatieri kick)	20	9
Colts	4	7:04	Vinatieri 36 yd. field goal	23	9
Texans	4	2:37	L. Miller 10 yd. pass from Osweiler (Novak kick)	23	16
Texans	4	0:49	Fiedorowicz 26 yd. pass from Osweiler (Novak kick)	23	23
Texans	OT	8:10	Novak 33 yd. field goal	23	26

TEAM STATISTICS

	COLTS	TEXANS
Total Net Yards	392	414
Net Yards Rushing	161	158
Net Yards Passing	231	256
Total First Downs	19	26
Third Down Efficiency	5-14-36%	5-11-45%
Penalties	7-42	7-59
Fumbles (#-Lost)	0-0	1-0
Field Goals (Made-Att.)	3-3	2-2
Red Zone Efficiency	2-6-33%	2-4-50%
Time of Possession	36:33	30:17

INDIVIDUAL STATISTICS

RUSHING:

Colts: Gore 22-106, Luck 7-53-1, Turbin 3-2.
Texans: L. Miller 24-149-1, Blue 2-13, Osweiler 2- 4.

PASSING:

Colts: Luck 21-32-252, 1 TD, 1 INT.
Texans: Osweiler 25-39-269, 2 TD, 1 INT.

RECEIVING:

Colts: Rogers 4-63, Doyle 4-53-1, Turbin 4-22, Hilton 3-49, Swoope 2-42, Dorsett 2-12, Allen 1-9, Gore 1-2.
Texans: Hopkins 9-71, Fiedorowicz 6-85-1, Griffin 3-31, L. Miller 3-29-1, B. Miller 2-13, Strong 1-36, Ervin 1-4.



Frank Gore became the team's first 100-yard rusher (106) in 55 consecutive regular season games in a Week 6 loss at Houston.

ADMINISTRATION

COACHING STAFF

FOOTBALL OPERATIONS

BUSINESS OPERATIONS

PLAYERS

2016 SEASON IN REVIEW

COLTS HISTORY

RECORDS

COLTS IN THE COMMUNITY

GAME 7



INDIANAPOLIS 34



TENNESSEE 26

OCTOBER 23, 2016 • NISSAN STADIUM • 65,470

The Colts improved to 3-4 on the season after defeating the Tennessee Titans, 34-26, at Nissan Stadium. Indianapolis got off to a fast start and took a 17-6 lead in the second quarter after receiving touchdowns from Frank Gore and T.Y. Hilton and an Adam Vinatieri 28-yard field goal. On its last possession of the first half, Tennessee drove 80 yards in 1:38 and cut Indianapolis' lead to 17-13 following a DeMarco Murray touchdown. Vinatieri tallied an NFL record 43rd consecutive field goal in the third quarter prior to the Titans taking a 23-20 lead on a Delanie Walker touchdown and Ryan Succop field goal. With 6:02 remaining in the

game, Andrew Luck constructed his 17th career game-winning drive after moving the ball 70 yards and finding Jack Doyle for a seven-yard touchdown. Robert Mathis added a 14-yard fumble recovery for a touchdown on Tennessee's next possession, which helped seal the Colts win. Luck finished with 353 yards and three touchdowns in the win while T.Y. Hilton totaled his 21st career 100-yard game (133). Doyle set single-game career highs with nine receptions and 78 yards. Defensively Erik Walden, Akeem Ayers and T.Y. McGill contributed with sacks in addition to Mathis' defensive touchdown.

SCORING DRIVES

	1	2	3	4	OT	Total
Colts	7	10	3	14	0	34
Titans	6	7	0	13	0	26

TEAM	QTR	TIME	SCORING PLAY	IND	TEN
Titans	1	9:14	Lewan 10 yd. pass from Mariota (pass failed)	0	6
Colts	1	4:46	Gore 3 yd. pass from Luck (Vinatieri kick)	7	6
Colts	2	10:16	Hilton 37 yd. pass from Luck (Vinatieri kick)	14	6
Colts	2	7:06	Vinatieri 28 yd. field goal	17	6
Titans	2	0:34	Murray 1 yd. run (Succop kick)	17	13
Colts	3	3:46	Vinatieri 33 yd. field goal	20	13
Titans	4	12:39	Walker 7 yd. pass from Mariota (Succop kick)	20	20
Titans	4	6:02	Succop 48 yd. field goal	20	23
Colts	4	1:55	Doyle 7 yd. pass from Luck (Vinatieri kick)	27	23
Colts	4	1:47	Mathis 14 yd. fumble return (Vinatieri kick)	34	23
Titans	4	0:43	Succop 44 yd. field goal	34	26

TEAM STATISTICS

	COLTS	TITANS
Total Net Yards	422	331
Net Yards Rushing	81	124
Net Yards Passing	341	207
Total First Downs	26	26
Third Down Efficiency	4-10-40%	9-15-60%
Penalties	12-131	6-38
Fumbles (#-Lost)	0-0	2-1
Field Goals (Made-Att.)	2-2	2-2
Red Zone Efficiency	2-4-50%	3-3-100%
Time of Possession	32:30	27:30

INDIVIDUAL STATISTICS

RUSHING:
Colts: Gore 17-61, Luck 5-17, Turbin 2-3.
Titans: Murray 25-107-1, Mariota 2-14, Henry 1-3.

PASSING:
Colts: Luck 27-39-353, 3 TD.
Titans: Mariota 22-37-232, 2 TD.

RECEIVING:
Colts: Doyle 9-78-1, Hilton 7-133-1, Gore 5-22-1, Swoope 2-51, Rogers 2-30, Street 1-20, Turbin 1-19.
Titans: Walker 7-84-1, Sharpe 4-59, Matthews 4-37, Murray 3-20, Wright 2-12, Fasano 1-10, Lewan 1-10-1.



Robert Mathis posted the first defensive touchdown of the year with a 14-yard fumble recovery for a score against the Titans.

ADMINISTRATION
COACHING STAFF
FOOTBALL OPERATIONS
BUSINESS OPERATIONS
PLAYERS
2016 SEASON IN REVIEW
COLTS HISTORY
RECORDS
COLTS IN THE COMMUNITY

GAME 8



KANSAS CITY 30



INDIANAPOLIS 14

OCTOBER 30, 2016 • LUCAS OIL STADIUM • 65,417

Indianapolis fell to 3-5 on the year following a 30-14 defeat at the hands of the Kansas City Chiefs. The Chiefs pulled out to an early 10-0 lead in the second quarter before Frank Gore hauled in an 18-yard touchdown pass from Andrew Luck to put the Colts on the board. Kansas City was able to capitalize on an interception by Luck with 42 seconds remaining in the second quarter and took a 17-7 halftime lead following a Jeremy Maclin 13-yard touchdown. After a third quarter touchdown from Chiefs wide receiver Tyreek Hill, Luck connected with Donte Moncrief for a three-yard touchdown pass at the 2:05 mark of the third stanza to bring the team

within 10 points, 24-14. Kansas City's defense held firm and prevented any attempt at a comeback by the Colts in the fourth quarter as they went on to seal the win, 30-14. Luck finished 19-of-35 for 210 yards, two touchdowns and one interception and led the team with 60 rushing yards on nine attempts. Phillip Dorsett led the team with five receptions totaling 33 yards while Moncrief totaled 41 yards and one touchdown on four receptions. Defensively, Clayton Geathers notched a team-leading eight tackles (six solo) while Robert Mathis, Edwin Jackson and Erik Walden all dialed up 1.0 sack each.

SCORING DRIVES

	1	2	3	4	OT	Total
Chiefs	3	14	7	6	0	30
Colts	0	7	7	0	0	14

TEAM	QTR	TIME	SCORING PLAY	KC	IND
Chiefs	1	10:20	Santos 33 yd. field goal	3	0
Chiefs	2	12:58	Kelce 14 yd. pass from Foles (Santos kick)	10	0
Colts	2	10:07	Gore 18 yd. pass from Luck (Vinatieri kick)	10	7
Chiefs	2	0:19	Maclin 13 yd. pass from Smith (Santos kick)	17	7
Chiefs	3	7:34	Hill 34 yd. pass from Foles (Santos kick)	24	7
Colts	3	2:05	Moncrief 3 yd. pass from Luck (Vinatieri kick)	24	14
Chiefs	4	8:00	Santos 22 yd. field goal	27	14
Chiefs	4	3:35	Santos 44 yd. field goal	30	14

TEAM STATISTICS

	CHIEFS	COLTS
Total Net Yards	422	277
Net Yards Rushing	88	105
Net Yards Passing	334	172
Total First Downs	20	18
Third Down Efficiency	7-16-44%	4-13-31%
Penalties	6-40	5-45
Fumbles (#-Lost)	0-0	3-1
Field Goals (Made-Att.)	3-4	0-0
Red Zone Efficiency	1-3-33%	1-2-50%
Time of Possession	33:36	26:24

INDIVIDUAL STATISTICS

RUSHING:

Colts: Luck 9-60, Gore 9-37, Turbin 2-9, Moncrief 1--1.
Chiefs: West 14-52, Ware 7-19, Smith 2-9, Hill 1-7, Thomas 2-2, Foles 1--1.

PASSING:

Colts: Luck 19-35-210, 2 TD, 1 INT.
Chiefs: Foles 16-22-223, 2 TD, 0 INT, Smith 9-19-127, 1 TD, 0 INT.

RECEIVING:

Colts: Dorsett 5-33, Moncrief 4-41-1, Turbin 3-25, Doyle 2-36, Swoope 2-30, Gore 2-25-1, Hilton 1-20.
Chiefs: Kelce 7-101-1, Hill 5-98-1, Conley 3-59, Maclin 3-43-1, Harris 3-13, Ware 2-28, West 2-8.



Wide receiver Donte Moncrief caught four passes for 41 yards and one touchdown in a Week 8 loss against Kansas City.

ADMINISTRATION

COACHING STAFF

FOOTBALL OPERATIONS

BUSINESS OPERATIONS

PLAYERS

2016 SEASON IN REVIEW

COLTS HISTORY

RECORDS

COLTS IN THE COMMUNITY



ADMINISTRATION

COACHING STAFF

FOOTBALL OPERATIONS

BUSINESS OPERATIONS

PLAYERS

2016 SEASON IN REVIEW

COLTS HISTORY

RECORDS

COLTS IN THE COMMUNITY

GAME 9



INDIANAPOLIS 31



GREEN BAY 26

NOVEMBER 6, 2016 • LAMBEAU FIELD • 78,437

The Colts won their first game at Lambeau Field dating back to 1988, improving their record to 4-5 after a 31-26 win. Jordan Todman returned the opening kickoff 99 yards for a touchdown to give Indianapolis a 7-0 lead. The Colts then went ahead 14-3 after a Frank Gore seven-yard touchdown toward the end of the first quarter. The Packers cut the lead to 14-10 at the start of the second quarter following Jordy Nelson's touchdown. Indianapolis responded with an Adam Vinatieri field goal and then took a 24-10 halftime lead when Andrew Luck threw his lone touchdown pass of the game with 15 seconds remaining in the second

quarter to Donte Moncrief. Green Bay notched a field goal in the third quarter before Gore tallied his second rushing touchdown of the game at the 9:35 mark of the fourth quarter. The Packers made it interesting with two touchdowns in a four-minute span, but the Colts defense prevented a comeback. Luck finished with 281 yards and one touchdown while Gore led the team with 19 carries for 60 yards and two touchdowns. T.Y. Hilton finished with six catches for 82 yards, including a key 27-yard reception late in the fourth quarter. Defensively, Indianapolis notched 3.0 sacks and Darius Butler finished with an interception.

SCORING DRIVES

	1	2	3	4	OT	Total
Colts	14	10	0	7	0	31
Packers	10	0	3	13	0	26

TEAM	QTR	TIME	SCORING PLAY	IND	GB
Colts	1	14:47	Todman 99 yd. kickoff return (Vinatieri kick)	7	0
Packers	1	10:46	Crosby 34 yd. field goal	7	3
Colts	1	4:28	Gore 7 yd. run (Vinatieri kick)	14	3
Packers	1	0:00	Nelson 26 yd. pass from Rodgers (Crosby kick)	14	10
Colts	2	12:05	Vinatieri 28 yd. field goal	17	10
Colts	2	0:11	Moncrief 8 yd. pass from Luck (Vinatieri kick)	24	10
Packers	3	1:46	Crosby 27 yd. field goal	24	13
Colts	4	9:35	Gore 4 yd. run (Vinatieri kick)	31	13
Packers	4	7:40	Adams 2 yd. pass from Rodgers (pass failed)	31	19
Packers	4	3:29	Cobb 3 yd. pass from Rodgers (Crosby kick)	31	26

TEAM STATISTICS

	COLTS	PACKERS
Total Net Yards	355	405
Net Yards Rushing	85	116
Net Yards Passing	270	289
Total First Downs	22	25
Third Down Efficiency	7-14-50%	4-12-33%
Penalties	4-35	4-25
Fumbles (#-Lost)	1-0	0-0
Field Goals (Made-Att.)	1-1	2-3
Red Zone Efficiency	3-4-75%	2-4-50%
Time of Possession	30:03	29:57

INDIVIDUAL STATISTICS

RUSHING:
Colts: Gore 19-60-2, Luck 7-15, Turbin 2-10.
Packers: Montgomery 7-53, Rodgers 6-43, Jackson 4-16, Ripkowski 2-4.

PASSING:
Colts: Luck 23-36-281, 1 TD, 2 INT.
Packers: Rodgers 26-43-297, 3 TD, 1 INT.

RECEIVING:
Colts: Hilton 6-82, Doyle 5-61, Moncrief 3-55-1, Dorsett 2-28, Turbin 2-13, Gore 2-11, Allen 1-15, Ferguson 1-9, Swoope 1-7.
Packers: Nelson 7-94-1, R. Rodgers 6-64, Adams 4-41-1, Montgomery 3-38, Perillo 2-18, Cobb 2-14-1, Janis 1-25, Ripkowski 1-3.



Running back Jordan Todman returned the opening kickoff 99 yards for a touchdown in a Week 9 win at Green Bay.

GAME 10



TENNESSEE 17



INDIANAPOLIS 24

NOVEMBER 20, 2016 • LUCAS OIL STADIUM • 65,048

Indianapolis won its second consecutive game and moved to 5-5 after a 24-17 home victory against the Tennessee Titans. The Colts offense started fast and scored touchdowns on their first three drives of the game for the first time since December 17, 2009. Robert Turbin rushed for a one-yard touchdown followed by receiving touchdowns from Donte Moncrief and T.Y. Hilton. The Titans swung the momentum with 17 unanswered points, including a touchdown with 20 seconds remaining in the second quarter. Marcus Mariota threw touchdowns to DeMarco Murray and Tajae Sharpe followed by a Ryan Succop field goal.

Adam Vinatieri posted the team's lone points in the second half with a 49-yard field goal at the 10:50 mark of the fourth quarter. The teams traded possessions before Indianapolis safety Clayton Geathers made a crucial fourth down stop with 2:45 left to preserve the win. Andrew Luck completed 15-of-28 passes for 262 yards, two touchdowns and one interception. Hilton led the Colts with five catches for 97 yards and one touchdown while Frank Gore totaled 121 yards from scrimmage. Defensively, the Colts posted a season-high 5.0 sacks from D'Qwell Jackson, David Parry, Edwin Jackson, Erik Walden and Robert Mathis.

SCORING DRIVES

	1	2	3	4	OT	Total
Titans	0	7	7	3	0	17
Colts	14	7	0	3	0	24

TEAM	QTR	TIME	SCORING PLAY	TEN	IND
Colts	1	8:39	Turbin 1 yd. run (Vinatieri kick)	0	7
Colts	1	2:32	Moncrief 2 yd. pass from Luck (Vinatieri kick)	0	14
Colts	2	10:35	Hilton 2 yd. pass from Luck (Vinatieri kick)	0	21
Titans	2	0:20	Murray 3 yd. pass from Mariota (Succop kick)	7	21
Titans	3	6:35	Sharpe 34 yd. pass from Mariota (Succop kick)	14	21
Titans	4	12:14	Succop 47 yd. field goal	17	21
Colts	4	10:50	Vinatieri 49 yd. field goal	17	24

TEAM STATISTICS

	TITANS	COLTS
Total Net Yards	351	327
Net Yards Rushing	97	76
Net Yards Passing	254	251
Total First Downs	20	18
Third Down Efficiency	5-14-36%	5-12-42%
Penalties	11-109	8-70
Fumbles (#-Lost)	0-0	0-0
Field Goals (Made-Att.)	1-1	1-2
Red Zone Efficiency	1-2-50%	3-3-100%
Time of Possession	31:01	28:59

INDIVIDUAL STATISTICS

RUSHING:	Colts: Gore 18-50, Luck 8-22, Turbin 2-4. Titans: Murray 21-70, Mariota 5-29, Blake 1--2.
PASSING:	Colts: Luck 15-28-262, 2 TD, 1 INT. Titans: Mariota 25-38-290, 2 TD.
RECEIVING:	Colts: Hilton 5-97-1, Gore 4-71, Moncrief 4-37-1, Dorsett 1-50, Doyle 1-7. Titans: Matthews 9-122, Sharpe 4-68-1, Wright 4-52, Walker 4-36, Murray 3-9-1, Douglas 1-3.



Quarterback Andrew Luck completed 15-of-28 passes for 262 yards, two TDs and one INT in a Week 11 win against Tennessee.

ADMINISTRATION

COACHING STAFF

FOOTBALL OPERATIONS

BUSINESS OPERATIONS

PLAYERS

2016 SEASON IN REVIEW

COLTS HISTORY

RECORDS

COLTS IN THE COMMUNITY

GAME 11



PITTSBURGH 28



INDIANAPOLIS 7

NOVEMBER 24, 2016 • LUCAS OIL STADIUM • 66,583

The Colts dropped to 5-6 on the year after being defeated by the Pittsburgh Steelers, 28-7, on Thanksgiving night at Lucas Oil Stadium. Pittsburgh scored on its first three possessions of the game to take a 21-7 lead. Le'Veon Bell found the end zone on a five-yard rush and Steelers quarterback Ben Roethlisberger hit Antonio Brown for 25 and 33-yard scores. With quarterback Andrew Luck out with a concussion, Scott Tolzien led the Colts offense and connected with Donte Moncrief on a five-yard score at the 13:02 mark of the second quarter to give Indianapolis its only points of the game. The Steelers recorded two fourth-and-

goal stops to maintain their second half advantage. Roethlisberger and Brown then put the game out of reach when they connected for their third touchdown of the night from 22 yards in the fourth quarter to seal the win. Tolzien completed 22-of-36 passes for 205 yards, one touchdown and two interceptions. Moncrief led the team in receiving with six catches for 45 yards and one score. It marked his fourth consecutive game with at least one touchdown reception. Defensively, inside linebackers Edwin Jackson (four solo) and D'Qwell Jackson (three solo) led the team with seven tackles apiece.

SCORING DRIVES

	1	2	3	4	OT	Total
Steelers	14	7	0	7	0	28
Colts	0	7	0	0	0	7

TEAM	QTR	TIME	SCORING PLAY	PIT	IND
Steelers	1	9:10	Bell 5 yd. run (Boswell kick)	7	0
Steelers	1	1:06	Brown 25 yd. pass from Roethlisberger (Boswell kick)	14	0
Colts	2	13:02	Moncrief 5 yd. pass from Tolzien (Vinatieri kick)	14	7
Steelers	2	9:00	Brown 33 yd. pass from Roethlisberger (Boswell kick)	21	7
Steelers	4	5:30	Brown 22 yd. pass from Roethlisberger (Boswell kick)	28	7

TEAM STATISTICS

	STEELERS	COLTS
Total Net Yards	369	310
Net Yards Rushing	148	91
Net Yards Passing	221	219
Total First Downs	16	18
Third Down Efficiency	7-11-64%	8-15-53%
Penalties	7-67	2-10
Fumbles (#-Lost)	0-0	1-0
Field Goals (Made-Att.)	0-0	0-1
Red Zone Efficiency	1-1-100%	1-3-33%
Time of Possession	28:15	31:45

INDIVIDUAL STATISTICS

RUSHING:
Colts: Todman 3-37, Gore 15-28, Turbin 2-20, Tolzien 3-6.
Steelers: Bell 23-120-1, Toussaint 6-28.

PASSING:
Colts: Tolzien 22-36-205, 1 TD, 2 INT, McAfee 1-1-35.
Steelers: Roethlisberger 14-20-221, 3 TD, Jones 0-1.

RECEIVING:
Colts: Moncrief 6-45-1, Allen 5-49, Hilton 3-54, Dorsett 3-31, Doyle 2-25, Turbin 2--2, Swoope 1-35, Gore 1-3.
Steelers: Brown 5-91-3, Bell 4-22, Green 2-67, Rogers 2-36, Hamilton 1-5.



Wide receiver Donte Moncrief led the team with six catches for 45 yards and one score in a Week 12 loss against the Steelers.

ADMINISTRATION
COACHING STAFF
FOOTBALL OPERATIONS
BUSINESS OPERATIONS
PLAYERS
2016 SEASON IN REVIEW
COLTS HISTORY
RECORDS
COLTS IN THE COMMUNITY

GAME 12



INDIANAPOLIS 41



NEW YORK JETS 10

DECEMBER 5, 2016 • METLIFE STADIUM • 78,160

Indianapolis moved to 6-6 on the year after defeating the New York Jets, 41-10, on *Monday Night Football*. The Colts led the entire game as quarterback Andrew Luck threw three first half touchdown passes to tight end Dwayne Allen and kicker Adam Vinatieri connected on a 53-yard field goal attempt in the second quarter. In the first half, the Colts defense did not allow a Jets third down conversion (0-of-5) and Indianapolis possessed a 24-3 lead at halftime. With 8:54 left in the third quarter, Luck threw his fourth touchdown of the game to wide receiver Donte Moncrief. It marked the fifth consecutive game that Moncrief recorded a

touchdown reception. Vinatieri converted another field goal and running back Robert Turbin ran for a touchdown to pad a 41-3 lead in the fourth quarter. New York collected the last points of the game on a touchdown drive early in the final frame to bring the score to 41-10. Wide receiver T.Y. Hilton led all players with nine receptions for 146 yards to surpass 1,000 yards for the fourth consecutive season. Luck threw for 278 yards and four touchdowns while setting a single-game career high with a 147.6 passer rating. Defensively, the Colts forced three interceptions and nose tackle David Parry recorded the team's lone sack.

SCORING DRIVES

	1	2	3	4	OT	Total
Colts	14	10	10	7	0	41
Jets	0	3	0	7	0	10

TEAM	QTR	TIME	SCORING PLAY	IND	NYJ
Colts	1	10:23	Allen 7 yd. pass from Luck (Vinatieri kick)	7	0
Colts	1	7:45	Allen 21 yd. pass from Luck (Vinatieri kick)	14	0
Jets	2	10:31	Folk 38 yd. field goal	14	3
Colts	2	8:16	Vinatieri 53 yd. field goal	17	3
Colts	2	1:18	Allen 23 yd. pass from Luck (Vinatieri kick)	24	3
Colts	3	8:54	Moncrief 3 yd. pass from Luck (Vinatieri kick)	31	3
Colts	3	1:08	Vinatieri 36 yd. field goal	34	3
Colts	4	14:54	Turbin 5 yd. run (Vinatieri kick)	41	3
Jets	4	11:19	Anderson 40 yd. pass from Petty (Folk kick)	41	10

TEAM STATISTICS

	COLTS	JETS
Total Net Yards	421	250
Net Yards Rushing	139	36
Net Yards Passing	282	214
Total First Downs	27	13
Third Down Efficiency	7-13-54%	3-11-27%
Penalties	3-28	6-90
Fumbles (#-Lost)	2-1	1-0
Field Goals (Made-Att.)	2-2	1-1
Red Zone Efficiency	3-6-50%	0-1-0%
Time of Possession	38:24	21:36

INDIVIDUAL STATISTICS

RUSHING:
Colts: Gore 20-79, Luck 3-26, Turbin 6-16-1, Ferguson 5-11, Dorsett 1-7, Todman 2-3, Tolzien 3- -3.
Jets: Forte 9-25, Spiller 2-5, Fitzpatrick 2-3, Powell 1-3.

PASSING:
Colts: Luck 22-28-278, 4 TD, Tolzien 1-1-11.
Jets: Petty 11-25-135, 1 TD, 2 INT, Fitzpatrick 5-12-81, 1 INT.

RECEIVING:
Colts: Hilton 9-146, Allen 4-72-3, Doyle 4-30, Moncrief 4-26-1, Swoope 2-15.
Jets: Anderson 4-61-1, Marshall 4-43, Forte 3-54, Seferian-Jenkins 2-29, Bostick 1-12, Enunwa 1-10, Spiller 1-7.



Tight end Dwayne Allen caught four passes for 72 yards and three touchdowns in a Week 13 victory against the Jets.

ADMINISTRATION

COACHING STAFF

FOOTBALL OPERATIONS

BUSINESS OPERATIONS

PLAYERS

2016 SEASON IN REVIEW

COLTS HISTORY

RECORDS

COLTS IN THE COMMUNITY

GAME 13



HOUSTON 22



INDIANAPOLIS 17

DECEMBER 11, 2016 • LUCAS OIL STADIUM • 65,250

With both teams tied atop the AFC South, the Colts were unable to win the battle for first place against Houston after a 22-17 loss at Lucas Oil Stadium. After trading field goals in the first quarter, the Texans found the end zone with Lamar Miller's two-yard rushing touchdown in the second quarter to take a 13-3 lead into halftime. Down 16-3, the Colts started to rally beginning with Andrew Luck's 18-yard touchdown connection to Frank Gore in the third quarter. Luck then hit T.Y. Hilton on a 35-yard touchdown midway through the fourth to put the Colts within two points of the lead. Houston kicker Nick Novak converted his

fifth field goal of the game to put the Texans ahead 22-17 with 2:47 remaining in the game. Indianapolis was unable to capitalize on a potential game-winning touchdown drive when a fourth down pass fell incomplete. Luck completed 24-of-45 passes for 276 yards, two touchdowns and two interceptions. Hilton led both teams with 115 receiving yards and one touchdown. Defensively, Edwin Jackson led the team in tackles with 10 and Akeem Ayers came down with an interception for a 25-yard return. Colts kicker Adam Vinatieri totaled five points and reached 100 points for his 19th career season extending his NFL record.

SCORING DRIVES

	1	2	3	4	OT	Total
Texans	3	10	3	6	0	22
Colts	3	0	7	7	0	17

TEAM	QTR	TIME	SCORING PLAY	HOU	IND
Colts	1	8:31	Vinatieri 32 yd. field goal	0	3
Texans	1	4:00	Novak 21 yd. field goal	3	3
Texans	2	2:26	Miller 2 yd. run (Novak kick)	10	3
Texans	2	0:12	Novak 52 yd. field goal	13	3
Texans	3	12:46	Novak 24 yd. field goal	16	3
Colts	3	9:53	Gore 18 yd. pass from Luck (Vinatieri kick)	16	10
Texans	4	11:53	Novak 41 yd. field goal	19	10
Colts	4	9:06	Hilton 35 yd. pass from Luck (Vinatieri kick)	19	17
Texans	4	2:47	Novak 34 yd. field goal	22	17

TEAM STATISTICS

	TEXANS	COLTS
Total Net Yards	316	348
Net Yards Rushing	185	83
Net Yards Passing	131	265
Total First Downs	20	21
Third Down Efficiency	5-14-36%	5-12-42%
Penalties	7-124	9-59
Fumbles (#-Lost)	1-0	1-1
Field Goals (Made-Att.)	5-5	1-2
Red Zone Efficiency	1-5-20%	1-3-33%
Time of Possession	36:05	23:55

INDIVIDUAL STATISTICS

RUSHING:
Colts: Gore 10-41, Luck 2-32, Turbin 3-10.
Texans: Miller 21-107-1, Blue 16-55, Hunt 1-19, Grimes 1-6, Osweiler 2-2.

PASSING:
Colts: Luck 24-45-276, 2 TD, 2 INT.
Texans: Osweiler 14-24-147, 1 INT.

RECEIVING:
Colts: Hilton 9-115-1, Doyle 5-55, Turbin 4-33, Dorsett 3-19, Gore 2-33-1, Rogers 1-21.
Texans: Fiedorowicz 3-32, Hopkins 2-33, Griffin 2-23, Fuller 2-22, Mumphery 2-16, Miller 1-15, Grimes 1-6, Blue 1-0.



Wide receiver T.Y. Hilton finished with nine receptions for 115 yards and one touchdown in a Week 14 loss to Houston.

GAME 14

INDIANAPOLIS 34



MINNESOTA 6

DECEMBER 18, 2016 • U.S. BANK STADIUM • 66,820

The Colts evened their record to 7-7 and won their first game at U.S. Bank Stadium with a 34-6 victory over the Minnesota Vikings. Indianapolis shutout Minnesota in the first half and took a 27-0 advantage following two rushing touchdowns from Robert Turbin and a receiving score from Erik Swoope. It was Turbin's first career multiple-touchdown game along with Swoope's first career score. Adam Vinatieri also notched two field goals from 48 and 50 yards. The Colts posted 21 first downs and limited the Vikings to only 13 offensive plays in the first half. The Colts defense limited Minnesota to two field goals in the second half. Indianapolis wide

receiver Phillip Dorsett added his second touchdown of the season on a 50-yard pass from Andrew Luck to cap the team's 34 points. Indianapolis' offensive line did not allow a sack and blocked for 161 net rushing yards. Luck threw for 250 yards and two touchdowns while Frank Gore registered his second 100-yard rushing performance of the season. Defensively, Mike Adams contributed with one interception, one forced fumble and one fumble recovery while Erik Walden (2.0), Robert Mathis, Zach Kerr and T.Y. McGill combined for 5.0 sacks against the Minnesota offense.

SCORING DRIVES

	1	2	3	4	OT	Total
Colts	10	17	0	7	0	34
Vikings	0	0	3	3	0	6

TEAM	QTR	TIME	SCORING PLAY	IND	MIN
Colts	1	9:01	Vinatieri 48 yd. field goal	3	0
Colts	1	2:22	Turbin 1 yd. run (Vinatieri kick)	10	0
Colts	2	7:16	Swoope 27 yd. pass from Luck (Vinatieri kick)	17	0
Colts	2	0:33	Turbin 6 yd. run (Vinatieri kick)	24	0
Colts	2	0:00	Vinatieri 50 yd. field goal	27	0
Vikings	3	3:51	Forbath 32 yd. field goal	27	3
Colts	4	14:55	Dorsett 50 yd. pass from Luck (Vinatieri kick)	34	3
Vikings	4	11:57	Forbath 51 yd. field goal	34	6

TEAM STATISTICS

	COLTS	VIKINGS
Total Net Yards	411	282
Net Yards Rushing	161	34
Net Yards Passing	250	248
Total First Downs	27	20
Third Down Efficiency	7-13-54%	3-9-33%
Penalties	5-55	6-27
Fumbles (#-Lost)	0-0	2-2
Field Goals (Made-Att.)	2-2	2-2
Red Zone Efficiency	2-3-67%	0-2-0%
Time of Possession	37:02	22:58

INDIVIDUAL STATISTICS

RUSHING:
Colts: Gore 26-101, Turbin 7-32-2, Todman 4-19, Luck 1-8, Ferguson 2-1.
Vikings: Peterson 6-22, McKinnon 3-12.

PASSING:
Colts: Luck 21-28-250, 2 TD.
Vikings: Bradford 32-42-291, 1 INT.

RECEIVING:
Colts: Doyle 4-32, Gore 4-14, Swoope 3-50-1, Hilton 3-45, Rogers 3-24, Turbin 2-22, Dorsett 1-50-1, Allen 1-13.
Vikings: McKinnon 9-59, Rudolph 8-97, Johnson 5-50, Patterson 5-49, Diggs 2-13, Asiata 1-20, Wright 1-2, Peterson 1-1.



Safety Mike Adams tallied two takeaways (one fumble recovery and one interception) in a Week 15 win at Minnesota.

ADMINISTRATION

COACHING STAFF

FOOTBALL OPERATIONS

BUSINESS OPERATIONS

PLAYERS

2016 SEASON IN REVIEW

COLTS HISTORY

RECORDS

COLTS IN THE COMMUNITY



ADMINISTRATION
COACHING STAFF
FOOTBALL OPERATIONS
BUSINESS OPERATIONS
PLAYERS
2016 SEASON IN REVIEW
COLTS HISTORY
RECORDS
COLTS IN THE COMMUNITY

GAME 15



INDIANAPOLIS 25



OAKLAND 33

DECEMBER 24, 2016 • OAKLAND-ALAMEDA COUNTY COLISEUM • 54,896

Indianapolis' postseason hopes faded following a 33-25 loss against the Raiders at Oakland-Alameda County Coliseum. The teams traded touchdowns in the second quarter as Colts wide receiver Donte Moncrief recorded his seventh touchdown of the year, which set a new single-season career-high. Andrew Luck threw his second interception, which sparked 12 unanswered Raiders points as Oakland took a 19-7 halftime lead. The Raiders capped a streak of five straight touchdowns when DeAndre Washington rushed for a pair of 22-yard scores in the third quarter for a 33-7 advantage. Indianapolis tried to mount a comeback

following a receiving touchdown from Robert Turbin and Luck's 11-yard rushing touchdown in the fourth quarter. The Colts defense then forced a punt which led to an ensuing field goal from Adam Vinatieri. Oakland was able to keep the clock moving on their last drive however and took a knee to seal the win. Running back Frank Gore set an NFL record topping 1,200 scrimmage yards for his 11th consecutive season. T.Y. Hilton led both teams in receiving with 105 yards and established single-season career highs in receptions and receiving yards. Defensively, Antonio Morrison led the team with 11 tackles while Trent Cole added 1.0 sack.

SCORING DRIVES

	1	2	3	4	OT	Total
Colts	0	7	7	11	0	25
Raiders	0	19	14	0	0	33

TEAM	QTR	TIME	SCORING PLAY	IND	OAK
Raiders	2	14:57	Holmes 1 yd. pass from Carr (Janikowski kick)	0	7
Colts	2	9:49	Moncrief 24 yd. pass from Luck (Vinatieri kick)	7	7
Raiders	2	5:50	Walford 5 yd. pass from Carr (kick failed)	7	13
Raiders	2	0:18	Richard 4 yd. pass from Carr (kick blocked)	7	19
Raiders	3	10:48	Washington 22 yd. run (Janikowski kick)	7	26
Raiders	3	8:40	Washington 22 yd. run (Janikowski kick)	7	33
Colts	3	5:18	Turbin 3 yd. pass from Luck (Vinatieri kick)	14	33
Colts	4	7:40	Luck 11 yd. run (Luck-Hilton pass)	22	33
Colts	4	2:33	Vinatieri 42 yd. field goal	25	33

TEAM STATISTICS

	COLTS	RAIDERS
Total Net Yards	390	463
Net Yards Rushing	102	210
Net Yards Passing	288	253
Total First Downs	20	27
Third Down Efficiency	4-8-50%	9-15-60%
Penalties	4-22	10-97
Fumbles (#-Lost)	1-1	1-0
Field Goals (Made-Att.)	1-1	0-0
Red Zone Efficiency	2-2-100%	3-3-100%
Time of Possession	23:55	36:05

INDIVIDUAL STATISTICS

RUSHING:

Colts: Gore 13-72, Turbin 6-18, Luck 4-12-1, McAfee 1-0.
Raiders: Washington 12-99-2, Richard 6-66, Murray 15-40, Carr 1-8, McGloin 3--3.

PASSING:

Colts: Luck 19-29-288, 2 TD, 2 INT.
Raiders: Carr 21-31-232, 3 TD, McGloin 2-3-29.

RECEIVING:

Colts: Doyle 5-46, Hilton 4-105, Allen 3-31, Moncrief 2-30-1, Turbin 2-11-1, Swoope 1-45, Gore 1-12, Dorsett 1-8.
Raiders: Crabtree 7-90, Cooper 5-76, Holmes 3-33-1, Richard 3-13-1, Walford 2-20-1, Murray 2-11, Washington 1-18.



Running back Frank Gore set an NFL record with his 11th consecutive 1,200-scrimmage yard season in a Week 16 loss at Oakland.

GAME 16



JAGUARS 20



INDIANAPOLIS 24

JANUARY 1, 2017 • LUCAS OIL STADIUM • 65,160

The Colts finished the season with an 8-8 record following a 24-20 victory against Jacksonville at Lucas Oil Stadium. The Jaguars jumped out to a 17-0 lead in the first half after a Blake Bortles touchdown pass, Corey Grant's 57-yard scoring rush and a Jason Myers field goal. The Colts got on the board prior to halftime with Adam Vinatieri's 45-yard field goal. That sparked 17 unanswered points as Indianapolis scored on its first two possessions of the second half. Robert Turbin found the end zone on a seven-yard rush and Dwayne Allen scored on a 15-yard reception from Andrew Luck. Jacksonville broke a 17-17 tie with Myers' 41-

yard field goal following a blocked punt. With 1:33 remaining in the game, Luck completed six passes for 70 yards and found Jack Doyle for the game-winning one-yard touchdown on the team's final drive. Frank Gore became the first player age 33 or older to rush for 1,000 yards in a season since 1984. T.Y. Hilton led both teams with 95 yards and claimed the NFL receiving title with 1,448 yards in 2016. In his last game as a member of the Colts, Robert Mathis posted three tackles, 1.0 sack, one forced fumble and one fumble recovery. With his sack, he passed former teammate Dwight Freeney for the 17th most in NFL history (123.0).

SCORING DRIVES

	1	2	3	4	OT	Total
Jaguars	10	7	0	3	0	20
Colts	0	3	14	7	0	24

TEAM	QTR	TIME	SCORING PLAY	JAX	IND
Jaguars	1	10:05	Myers 47 yd. field goal	3	0
Jaguars	1	5:57	Koyack 14 yd. pass from Bortles (Myers kick)	10	0
Jaguars	2	5:45	Grant 57 yd. run (Myers kick)	17	0
Colts	2	2:41	Vinatieri 45 yd. field goal	17	3
Colts	3	10:16	Turbin 7 yd. run (Vinatieri kick)	17	10
Colts	3	0:12	Allen 15 yd. pass from Luck (Vinatieri kick)	17	17
Jaguars	4	1:33	Myers 41 yd. field goal	20	17
Colts	4	0:09	Doyle 1 yd. pass from Luck (Vinatieri kick)	20	24

TEAM STATISTICS

	JAGUARS	COLTS
Total Net Yards	470	384
Net Yards Rushing	182	94
Net Yards Passing	288	290
Total First Downs	23	24
Third Down Efficiency	4-14-29%	2-10-20%
Penalties	8-54	4-35
Fumbles (#-Lost)	2-2	1-1
Field Goals (Made-Att.)	2-4	1-2
Red Zone Efficiency	1-2-50%	3-4-75%
Time of Possession	29:36	30:24

INDIVIDUAL STATISTICS

RUSHING:
Colts: Gore 16-62, Luck 3-17, Turbin 3-15-1.
Jaguars: Grant 18-122-1, Bortles 3-21, Robinson 4-17, Hill 2-11, Banyard 2-7, Walters 1-4.

PASSING:
Colts: Luck 24-40-321, 2 TD, 1 INT, Morrison 0-1-0.
Jaguars: Bortles 25-39-301, 1 TD.

RECEIVING:
Colts: Hilton 6-95, Rogers 4-72, Dorsett 4-56, Allen 3-34-1, Turbin 2-18, Gore 2-14, Doyle 2-10-1, Swoope 1-22.
Jaguars: Walters 8-84, Lee 6-86, Robinson 5-82, Koyack 3-25-1, Grant 2-15, Washington 1-9.



In his last NFL game, Robert Mathis finished with three tackles and a sack-forced fumble in a Week 17 win over the Jaguars.

ADMINISTRATION

COACHING STAFF

FOOTBALL OPERATIONS

BUSINESS OPERATIONS

PLAYERS

2016 SEASON IN REVIEW

COLTS HISTORY

RECORDS

COLTS IN THE COMMUNITY

2016 INDIANAPOLIS COLTS PARTICIPATION CHART

ADMINISTRATION

COACHING STAFF

FOOTBALL OPERATIONS

BUSINESS OPERATIONS

PLAYERS

2016 SEASON IN REVIEW

COLTS HISTORY

RECORDS

COLTS IN THE COMMUNITY

Date Opened	9/11 DET	9/18 TEN	9/25 SD	10/2 @Jax	10/9 CHI	10/16 @Hou	10/23 @Ten	10/30 KC	11/6 @GB	11/20 TEN	11/24 PIT	12/5 @NYJ	12/11 HOU	12/18 @Min	12/24 @OAK	1/1 JAX	TOTALS GPGS/ DOU	
29 Adams, Mike	SS	SS	SS	SS	SS	SS	SS	SS	IA	TE	TE	TE	TE	TE	TE	SS	SS	15/15/0/1
83 Allen, Dwayne	TE	TE	TE	TE	TE	TE	TE	TE	IA	IA	TE	TE	TE	TE	TE	TE	TE	14/14/0/2
96 Anderson, Henry	IA	IA	P	P	P	P	P	IA	IA	IA	P	P	P	P	P	DT	DT	11/2/5/0
56 Ayers, Akeem	P	P	P	P	P	P	P	P	P	P	P	P	P	P	P	P	P	16/0/0/0
65 Bailey, Sterling	PS	PS	PS	X	X	X	X	X	X	X	X	X	X	X	X	X	X	0/0/0/0
50 Bates, Trevor	PS	PS	PS	PS	P	X	X	X	X	X	X	X	X	X	X	X	X	1/0/0/0
63 Blythe, Austin	IA	IA	P	RT	P	P	P	P	IA	IA	IA	IA	IA	P	IA	IA	IA	8/1/8/0
11 Bray, Quan	P	P	P	P	P	P	P	IR	IR	IR	IR	IR	IR	IR	IR	IR	IR	6/0/0/0
79 Burton, Pierce	X	X	X	X	X	X	X	X	X	X	X	X	X	X	PS	PS	PS	0/0/0/0
20 Butler, Darius	IA	DB	IA	IA	P	X	X	P	CB	CB	P	CB	P	CB	FS	FS	IA	12/7/0/4
60 Cage, Isaiah	IR	IR	IR	IR	IR	IR	IR	IR	IR	IR	IR	IR	IR	IR	IR	IR	IR	0/0/0/0
43 Carter, Chris	X	X	X	X	X	P	P	P	IA	P	P	P	P	P	IA	P	IA	*14/0/0/2
74 Castanzo, Anthony	LT	LT	LT	LT	LT	LT	LT	LT	LT	LT	LT	LT	LT	LT	LT	LT	LT	16/16/0/0
62 Clark, Le'Raven	P	IA	IA	P	IA	IA	P	IA	P	IA	IA	P	RT	RT	RT	RT	RT	8/3/8/0
85 Coffman, Chase	X	X	X	X	X	X	P	X	X	X	X	X	X	X	X	X	X	2/0/0/0
58 Cole, Trent	P	IA	P	IR	IR	IR	IR	IR	IR	IR	RUSH	RUSH	RUSH	RUSH	P	P	P	7/4/0/1
31 Cromarite, Antonio	RCB	RCB	LCB	LCB	X	X	X	X	X	X	X	X	X	X	X	X	X	4/4/0/0
21 Davis, Dontae	IA	P	IA	RCB	RCB	RCB	RCB	P	RCB	P	RCB	P	P	RCB	P	RCB	P	14/14/0/2
15 Dorsett, Phillip	P	P	WR	WR	WR	WR	IA	P	TE	TE	TE	TE	TE	TE	TE	TE	TE	15/7/0/1
84 Doyle, Jack	TE	TE	TE	TE	TE	P	TE	TE	TE	TE	TE	TE	TE	TE	TE	TE	TE	16/14/0/0
95 Edwards, Lavar	X	X	X	X	X	X	X	X	X	X	IA	IA	X	PS	PS	PS	PS	*10/0/2/0
41 Farley, Matthias	P	P	P	P	P	P	P	P	P	P	P	P	P	P	P	P	P	16/0/0/0
34 Ferguson, Josh	P	P	P	P	P	P	P	P	P	P	P	P	P	P	P	P	P	16/0/0/0
26 Geathers, Clayton	IA	FS	FS	FS	FS	FS	FS	FS	FS	FS	IA	IA	IR	IR	IR	IR	IR	9/9/0/4
39 Glover-Wright, Tay	X	PS	X	X	X	X	X	X	X	X	X	X	X	X	X	X	X	0/0/0/0
71 Good, Denzelle	RG	RG	IA	IA	RG	RG	RG	RG	RG	RG	RG	RG	IA	IA	P	P	P	12/10/4/0
23 Gore, Frank	RB	RB	RB	RB	RB	RB	RB	RB	RB	RB	RB	RB	RB	RB	RB	RB	RB	16/16/0/0
32 Green, T.J.	FS	IA	P	P	P	P	P	P	SS	P	P	FS	P	P	P	P	FS	15/4/0/1
27 Guy, Winston	P	P	X	X	X	X	X	X	X	X	X	X	X	X	X	X	X	20/0/0/0
73 Haeg, Joe	IA	P	RC	RC	RT	RT	LG	LG	RT	RT	RT	RT	RC	RC	RC	RC	RC	15/14/0/1
72 Harrison, Jonothan	P	P	IA	IA	IA	P	P	LG	P	LG	P	P	P	LG	LG	LG	LG	13/4/0/3
83 Hightower, Lee	X	PS	PS	X	PS	PS	X	X	X	X	X	X	X	X	X	X	X	0/0/0/0
13 Hiton, T.Y.	WR	WR	WR	WR	WR	WR	WR	WR	WR	WR	WR	WR	WR	WR	WR	WR	WR	16/16/0/0
52 Jackson, D'Owells	MIKE	MIKE	MIKE	MIKE	MIKE	MIKE	MIKE	MIKE	MIKE	MIKE	MIKE	MIKE	SUS	SUS	SUS	SUS	MIKE	12/12/0/0
53 Jackson, Edwin	P	P	P	P	P	P	P	WILL	P	WILL	P	WILL	P	WILL	P	WILL	WILL	16/8/0/0
38 James II, Charles	X	X	X	X	X	X	X	X	X	X	X	X	X	X	IA	IA	P	*13/0/0/2
97 Jones, Arthur	SUS	SUS	SUS	SUS	IA	DT	DT	DT	DT	DT	DT	DT	DT	DT	IA	IR	IR	8/8/0/2
78 Kelly, Ryan	C	C	C	C	C	C	C	C	C	C	C	C	C	C	C	C	C	16/16/0/0
94 Kerr, Zach	P	P	DT	DT	IA	IA	P	P	P	IA	IA	P	IA	DT	P	P	P	12/4/0/4
50 King, Dean	X	X	X	X	X	X	X	X	X	IA	IA	P	P	P	P	P	P	16/3/0/0
90 Langford, Kendall	DE	DE	DE	DE	DE	DE	DE	IA	IA	IR	IR	IR	IR	IR	IR	IR	IR	7/7/0/2
14 Leak, Marcus	X	X	X	X	X	X	PS	PS	PS	PS	PS	PS	PS	PS	PS	PS	PS	0/0/0/0
12 Luck, Andrew	QB	QB	QB	QB	QB	QB	QB	QB	QB	QB	IA	QB	QB	QB	QB	QB	QB	15/15/0/1
92 Maggitt, Curt	P	P	P	P	P	P	IA	IA	P	IA	IA	P	P	IR	IR	IR	IR	9/0/0/4
98 Mathis, Robert	RUSH	RUSH	RUSH	RUSH	RUSH	RUSH	RUSH	RUSH	RUSH	RUSH	RUSH	RUSH	IA	IA	P	P	RUSH	14/12/0/2
1 McCree, Pat	P	P	P	P	P	P	P	P	P	P	P	P	P	P	P	P	P	16/0/0/0
42 McClure, Stefan	X	X	X	X	X	X	X	X	X	X	X	X	PS	PS	PS	PS	PS	0/0/0/0
80 McFarland, Mike	IR	IR	IR	IR	IR	IR	IR	IR	IR	IR	IR	IR	IR	X	X	X	X	0/0/0/0
59 McGill, T.Y.	P	P	IA	IA	IA	IA	P	P	P	P	P	P	P	IA	P	P	P	13/0/0/3
57 McNary, Josh	P	P	P	P	WILL	WILL	P	P	P	P	P	P	P	P	P	P	P	16/3/0/0
30 Melvin, Rashawn	P	LCB	P	P	P	LCB	P	CB	LCB	P	LCB	LCB	LCB	LCB	IA	P	P	15/13/0/1
75 Mewhort, Jack	LG	LG	LG	LG	LG	LG	IA	IA	IA	LG	LG	LG	LG	IR	IR	IR	IR	10/10/0/3
85 Miller, Mike	PS	PS	PS	PS	PS	PS	IR	IR	IR	IR	IR	IR	IR	IR	IR	IR	IR	0/0/0/0
40 Milton, Christopher	PS	PS	PS	PS	PS	PS	PS	PS	PS	IA	P	P	P	P	P	P	P	6/1/0/1
27 Mitchell, Tevin	X	X	X	X	X	X	X	X	X	PS	PS	PS	PS	PS	PS	PS	PS	0/0/0/0
10 Moncrief, Donte	WR	P	IA	IA	IA	IA	IA	WR	WR	P	WR	WR	WR	IA	WR	IA	WR	9/7/0/7
55 Moore, Sio	WILL	WILL	WILL	WILL	X	X	X	X	X	X	X	X	X	X	X	X	X	4/4/0/0
35 Morris, Darryl	DB	P	P	P	P	P	X	X	X	X	X	P	P	P	P	P	P	12/2/0/0
7 Morris, Stephen	PS	PS	PS	PS	PS	PS	PS	PS	PS	PS	P	PS	PS	PS	PS	PS	PS	0/0/0/0
13 Morrison, Antonio	X	X	X	X	X	X	X	X	X	X	P	P	P	MIKE	MIKE	MIKE	MIKE	16/4/0/0
68 O'Brien, Kitt	X	X	X	X	X	X	X	X	X	X	X	X	X	PS	PS	PS	PS	0/0/0/0
45 Overton, Matt	P	P	P	P	P	P	P	P	P	P	P	P	P	P	P	P	P	16/0/0/0
54 Parry, David	NT	NT	NT	NT	NT	NT	NT	NT	NT	NT	NT	NT	NT	NT	NT	NT	NT	16/16/0/0
64 Quarles, Kelcy	PS	X	X	X	X	X	PS	PS	PS	PS	PS	X	X	X	PS	PS	PS	0/0/0/0
61 Redmond, Adam	PS	X	X	PS	PS	PS	PS	PS	PS	PS	PS	PS	PS	PS	PS	PS	PS	0/0/0/0
76 Reitz, Joe	RT	RT	RT	IA	P	RT	RT	IA	P	P	P	P	RT	IA	P	P	P	13/6/0/3
46 Rhodes, Luke	X	X	X	X	PS	PS	PS	PS	PS	PS	PS	PS	P	P	P	P	P	5/0/0/0
91 Ridgeway, Hassan	P	P	P	P	P	P	P	P	P	DE	P	DE	DE	DE	DE	P	P	16/5/0/0
25 Robinson, Patrick	LCB	IA	IA	P	CB	IA	LCB	LCB	IA	P	IA	LCB	IA	IA	IA	IA	IA	7/6/0/6
80 Rogers, Chester	IA	P	P	P	P	WR	WR	IA	P	P	P	P	P	P	P	P	P	14/2/2/0
30 Smith, D'Juan	IR	X	X	X	X	X	X	X	X	X	X	X	X	X	X	X	X	0/0/0/0
17 Smith, Tevaun	PS	PS	PS	PS	PS	PS	P	IA	PS	PS	PS	PS	PS	PS	PS	PS	PS	2/0/0/1
65 Sokoli, Kristjan	X	X	X	PS	PS	PS	PS	PS	PS	PS	PS	PS	PS	PS	IA	P	IA	0/0/0/2
81 Street, Devin	X	X	IA	IA	IA	IA	P	P	P	IA	PS	PS	PS	P	IA	P	IA	5/0/0/6
66 Swoope, Erik	P	TE	P	P	P	P	TE	TE	P	TE	P	P	P	P	P	P	P	16/4/0/0
79 Thornton, Hugh	IR	IR	IR	IR	IR	IR	IR	IR	IR	IR	IR	IR	IR	IR	IR	IR	IR	0/0/0/0
28 Toddman, Jordan	P	P	P	P	P	P	P	P	P	P	P	P	P	P	P	P	P	16/0/0/0
16 Tolzien, Scott	DNP	DNP	DNP	DNP	DNP	DNP	DNP	DNP	DNP	DNP	QB	P	DNP	P	DNP	DNP	DNP	3/1/13/0
23 Turbin, Robert	P	P	P	P	IA	P	P	P	P	P	P	P	P	P	P	P	P	15/0/0/1
4 Vinatieri, Adam	P	P	P	P	P	P	P	P	P	P	P	P	P	P	P	P	P	16/0/0/0
67 Vujnovich, Jeremy	PS	PS	PS	P	IA	PS	PS	PS	PS	PS	PS	PS	PS	P	IA	P	IA	2/0/0/3
93 Walden, Erik	SLB	SLB	SLB	SLB	SLB	SLB	SLB	SLB	SLB	SLB	SLB	SLB	SLB	SLB	SLB	SLB	SLB	16/16/0/0
31 Williams, Duke	X	X	X	X	X	X	X	X	X	X	X	X	X	IA	IA	P	IA	*10/2/0/2
37 Williams, Frankie	PS	PS	PS	PS	PS	P	PS	PS	P	NFI	NFI	NFI	NFI	NFI	NFI	NFI	NFI	3/0/0/0
36 Williamson, Andrew	IR	IR	IR	IR	IR	IR	IR	IR	IR	IR	IR	IR	IR	IR	IR	IR	IR	0/0/0/0

^A Played in five games with the Baltimore Ravens from 9/11 - 10/9

* Played in nine games with the Buffalo Bills from 9/11 - 11/7

Played in 12 games with the Houston Texans from 9/11 - 12/4

! Played in five games with the Carolina Panthers from 9/18 - 10/16

+ Played in two games with the San Diego Chargers from 11/6 - 11/13

KEY: POSITION - start, P - played, IA - inactive, IR - injured reserve, DNP - did not play, PS - practice squad, X - not with team, PUP - physically unable to perform, NFI - non-football injury
 SUS - suspended player, EXE - exempt, PSI - practice squad/injured * Played in four games with the Buffalo Bills from 10/11 - 11/12, * Played in two games with the New Orleans Saints 10/25 - 11/1 and one game with the Seattle Seahawks 12/9

INDIANAPOLIS COLTS

2016 GAME-BY-GAME STARTERS

OFFENSE

	WR	LT	LG	C	RG	RT	TE	WR	TE/WR	QB	RB
9/11 DETROIT	D. Moncrief	A. Castonzo	J. Mewhort	R. Kelly	D. Good	J. Reitz	D. Allen	T. Hilton	J. Doyle	A. Luck	F. Gore
9/18 @ Denver	E. Swoope (TE)	A. Castonzo	J. Mewhort	R. Kelly	D. Good	J. Reitz	D. Allen	T. Hilton	J. Doyle	A. Luck	F. Gore
9/25 SAN DIEGO	P. Dorsett	A. Castonzo	J. Mewhort	R. Kelly	J. Haeg	J. Reitz	D. Allen	T. Hilton	J. Doyle	A. Luck	F. Gore
10/2 @ Jacksonville (UK)	P. Dorsett	A. Castonzo	J. Mewhort	R. Kelly	A. Blythe	J. Haeg	D. Allen	T. Hilton	J. Doyle	A. Luck	F. Gore
10/9 CHICAGO	P. Dorsett	A. Castonzo	J. Mewhort	R. Kelly	D. Good	J. Haeg	D. Allen	T. Hilton	J. Doyle	A. Luck	F. Gore
10/16 @ Houston	P. Dorsett	A. Castonzo	J. Mewhort	R. Kelly	D. Good	J. Haeg	D. Allen	T. Hilton	C. Rogers (WR)	A. Luck	F. Gore
10/23 @ Tennessee	C. Rogers	A. Castonzo	J. Haeg	R. Kelly	D. Good	J. Reitz	E. Swoope	T. Hilton	J. Doyle	A. Luck	F. Gore
10/30 KANSAS CITY	D. Moncrief	A. Castonzo	J. Haeg	R. Kelly	D. Good	J. Reitz	E. Swoope	T. Hilton	J. Doyle	A. Luck	F. Gore
11/6 @ Green Bay	D. Moncrief	A. Castonzo	J. Harrison	R. Kelly	D. Good	J. Haeg	D. Allen	T. Hilton	J. Doyle	A. Luck	F. Gore
11/20 TENNESSEE	E. Swoope (TE)	A. Castonzo	J. Mewhort	R. Kelly	D. Good	J. Haeg	D. Allen	T. Hilton	J. Doyle	A. Luck	F. Gore
11/24 PITTSBURGH	D. Moncrief	A. Castonzo	J. Mewhort	R. Kelly	D. Good	J. Haeg	D. Allen	T. Hilton	P. Dorsett (WR)	S. Tolzien	F. Gore
12/5 @ New York Jets	D. Moncrief	A. Castonzo	J. Mewhort	R. Kelly	D. Good	J. Haeg	D. Allen	T. Hilton	J. Doyle	A. Luck	F. Gore
12/11 HOUSTON	D. Moncrief	A. Castonzo	J. Mewhort	R. Kelly	J. Haeg	J. Reitz	D. Allen	T. Hilton	J. Doyle	A. Luck	F. Gore
12/18 @ Minnesota	P. Dorsett	A. Castonzo	J. Harrison	R. Kelly	J. Haeg	L. Clark	D. Allen	T. Hilton	J. Doyle	A. Luck	F. Gore
11/24 @ Oakland	D. Moncrief	A. Castonzo	J. Harrison	R. Kelly	J. Haeg	L. Clark	D. Allen	T. Hilton	J. Doyle	A. Luck	F. Gore
1/1 JACKSONVILLE	P. Dorsett	A. Castonzo	J. Harrison	R. Kelly	L. Clark	J. Haeg	D. Allen	T. Hilton	J. Doyle	A. Luck	F. Gore

DEFENSE

	DE	NT	DT/CB	SLB	MIKE	WILL	RUSH	LCB	RCB	SS	FS
9/11 DETROIT	K. Langford	D. Parry	D. Morris (CB)	E. Walden	D. Jackson	S. Moore	R. Mathis	P. Robinson	A. Cromartie	M. Adams	T. Green
9/18 @ Denver	K. Langford	D. Parry	D. Butler (CB)	E. Walden	D. Jackson	S. Moore	R. Mathis	R. Melvin	A. Cromartie	M. Adams	C. Geathers
9/25 SAN DIEGO	K. Langford	D. Parry	Z. Kerr	E. Walden	D. Jackson	S. Moore	R. Mathis	A. Cromartie	V. Davis	M. Adams	C. Geathers
10/2 @ Jacksonville (UK)	K. Langford	D. Parry	Z. Kerr	E. Walden	D. Jackson	S. Moore	R. Mathis	A. Cromartie	V. Davis	M. Adams	C. Geathers
10/9 CHICAGO	K. Langford	D. Parry	Z. Kerr	E. Walden	D. Jackson	J. McNary	R. Mathis	P. Robinson	V. Davis	M. Adams	C. Geathers
10/16 @ Houston	K. Langford	D. Parry	A. Jones	E. Walden	D. Jackson	J. McNary	R. Mathis	R. Melvin	V. Davis	M. Adams	C. Geathers
10/23 @ Tennessee	K. Langford	D. Parry	A. Jones	E. Walden	D. Jackson	J. McNary	R. Mathis	P. Robinson	V. Davis	M. Adams	C. Geathers
10/30 KANSAS CITY	D. Butler (CB)	D. Parry	A. Jones	E. Walden	D. Jackson	E. Jackson	R. Mathis	P. Robinson	V. Davis	M. Adams	C. Geathers
11/6 @ Green Bay	D. Butler (CB)	D. Parry	A. Jones	E. Walden	D. Jackson	R. Melvin (CB)	R. Mathis	P. Robinson	V. Davis	T. Green	C. Geathers
11/20 TENNESSEE	H. Ridgeway	D. Parry	A. Jones	E. Walden	D. Jackson	E. Jackson	R. Mathis	R. Melvin	V. Davis	M. Adams	D. Butler (CB)
11/24 PITTSBURGH	R. Melvin (CB)	D. Parry	A. Jones	E. Walden	D. Jackson	E. Jackson	R. Mathis	P. Robinson	V. Davis	M. Adams	D. Butler (CB)
12/5 @ New York Jets	H. Ridgeway	D. Parry	A. Jones	E. Walden	D. Jackson	E. Jackson	T. Cole	R. Melvin	V. Davis	M. Adams	T. Green
12/11 HOUSTON	H. Ridgeway	D. Parry	A. Jones	E. Walden	A. Morrison	E. Jackson	T. Cole	R. Melvin	V. Davis	M. Adams	D. Butler (CB)
12/18 @ Minnesota	H. Ridgeway	D. Parry	Z. Kerr	E. Walden	A. Morrison	E. Jackson	T. Cole	R. Melvin	V. Davis	M. Adams	D. Butler
11/24 @ Oakland	H. Ridgeway	D. Parry	H. Anderson	E. Walden	A. Morrison	E. Jackson	T. Cole	R. Melvin	V. Davis	M. Adams	D. Butler
1/1 JACKSONVILLE	C. Milton (CB)	D. Parry	H. Anderson	E. Walden	A. Morrison	E. Jackson	R. Mathis	D. Morris	V. Davis	M. Adams	T. Green



Left tackle Anthony Castonzo, running back Frank Gore, wide receiver T.Y. Hilton, center Ryan Kelly, nose tackle David Parry and outside linebacker Erik Walden were the six Colts players to start all 16 games in 2016.

Entering 2017, Gore ranks first in consecutive starts (92) among active running backs in the NFL.

Last season, Kelly was 1-of-11 rookies to start all 16 games, 1-of-5 rookie offensive linemen to start all 16 games and 1-of-2 rookie centers to start all 16 games. He also became the first Colts rookie center to start all 16 games.

ADMINISTRATION

COACHING STAFF

FOOTBALL OPERATIONS

BUSINESS OPERATIONS

PLAYERS

2016 SEASON IN REVIEW

COLTS HISTORY

RECORDS

COLTS IN THE COMMUNITY

INDIVIDUAL PASSING GAME-BY-GAME

12 ANDREW LUCK

Date	Opponent	Att	Cmp	Yds	Cmp%	Yds/Att	TD	TD%	INT	INT%	LG	Sack/Lost	Rating
9/11	Detroit	47	31	385	66.0	8.19	4	8.5	0	0.0	51	2/17	119.5
9/18	@ Denver	40	21	197	52.5	4.93	1	2.5	1	2.5	30	5/27	64.3
9/25	San Diego	37	24	331	64.9	8.95	1	2.7	1	2.7	63t	2/14	91.2
10/2	@ Jacksonville	42	27	234	64.3	5.57	2	4.8	1	2.4	64t	6/44	84.8
10/9	Chicago	39	28	322	71.8	8.26	2	5.1	0	0.0	35t	5/24	113.4
10/16	@ Houston	32	21	252	65.6	7.88	1	3.1	1	3.1	36	3/21	87.0
10/23	@ Tennessee	39	27	353	69.2	9.05	3	7.7	0	0.0	37t	2/12	123.1
10/30	Kansas City	35	19	210	54.3	6.00	2	5.7	1	2.9	20	6/38	79.5
11/6	@ Green Bay	36	23	281	63.9	7.81	1	2.8	2	5.6	39	2/11	74.0
11/20	Tennessee	28	15	262	53.6	9.36	2	7.1	1	3.6	50	2/11	94.6
11/24	Pittsburgh												
12/5	@ New York Jets	28	22	278	78.6	9.93	4	14.3	0	0.0	34	1/7	147.6
12/11	Houston	45	24	276	53.3	6.13	2	4.4	2	4.4	35t	1/11	68.4
12/18	@ Minnesota	28	21	250	75.0	8.93	2	7.1	0	0.0	50t	0/0	125.6
12/24	@ Oakland	29	19	288	65.5	9.93	2	6.9	2	6.9	45	0/0	92.3
1/1	Jacksonville	40	24	321	60.0	8.03	2	5.0	1	2.5	28	4/31	91.8
TOTALS		545	346	4240	63.5	7.78	31	5.7	13	2.4	64t	41/268	96.4

16 SCOTT TOLZIER

Date	Opponent	Att	Cmp	Yds	Cmp%	Yds/Att	TD	TD%	INT	INT%	LG	Sack/Lost	Rating
9/11	Detroit												
9/18	@ Denver												
9/25	San Diego												
10/2	@ Jacksonville												
10/9	Chicago												
10/16	@ Houston												
10/23	@ Tennessee												
10/30	Kansas City												
11/6	@ Green Bay												
11/20	Tennessee												
11/24	Pittsburgh	36	22	205	61.1	5.69	1	2.8	2	5.6	32	3/21	62.8
12/5	@ New York Jets	1	1	11	100.0	11.00	0	0.0	0	0.0	11	0/0	112.5
12/11	Houston												
12/18	@ Minnesota	0	0	0	0.0	0.0	0	0.0	0	0.0	--	0/0	0.0
12/24	@ Oakland												
1/1	Jacksonville												
TOTALS		37	23	216	62.2	5.84	1	2.7	2	5.4	32	3/21	64.7

1 PAT MCAFEE

Date	Opponent	Att	Cmp	Yds	Cmp%	Yds/Att	TD	TD%	INT	INT%	LG	Sack/Lost	Rating
11/24	Pittsburgh	1	1	35	100.0	35.00	0	0.0	0	0.0	35	0/0	118.8
TOTALS		1	1	35	100.0	35.00	0	0.0	0	0.0	35	0/0	118.8

44 ANTONIO MORRISON

Date	Opponent	Att	Cmp	Yds	Cmp%	Yds/Att	TD	TD%	INT	INT%	LG	Sack/Lost	Rating
1/1	Jacksonville	1	0	0	0.0	0.00	0	0.0	0	0.0	0	0/0	39.6
TOTALS		1	0	0	0.0	0.00	0	0.0	0	0.0	0	0/0	39.6

ADMINISTRATION

COACHING STAFF

FOOTBALL OPERATIONS

BUSINESS OPERATIONS

PLAYERS

2016 SEASON IN REVIEW

COLTS HISTORY

RECORDS

COLTS IN THE COMMUNITY

INDIVIDUAL RUSHING GAME-BY-GAME

2016 SEASON IN REVIEW
 COLTS HISTORY
 RECORDS
 COLTS IN THE COMMUNITY
 PLAYERS
 BUSINESS OPERATIONS
 FOOTBALL OPERATIONS
 COACHING STAFF
 ADMINISTRATION

23 FRANK GORE

Date	Opponent	No	Yds	Avg	LG	TD
9/11	Detroit	14	59	4.2	9	0
9/18	@ Denver	13	44	3.4	8	0
9/25	San Diego	21	82	3.9	19	1
10/2	@ Jacksonville	16	68	4.3	17	1
10/9	Chicago	14	75	5.4	16	0
10/16	@ Houston	22	106	4.8	22	0
10/23	@ Tennessee	17	61	3.6	10	0
10/30	Kansas City	9	37	4.1	11	0
11/6	@ Green Bay	19	60	3.2	11	2
11/20	Tennessee	18	50	2.8	8	0
11/24	Pittsburgh	15	28	1.9	7	0
12/5	@ New York Jets	20	79	4.0	19	0
12/11	Houston	10	41	4.1	13	0
12/18	@ Minnesota	26	101	3.9	9	0
12/24	@ Oakland	13	72	5.5	13	0
1/1	Jacksonville	16	62	3.9	18	0
TOTALS		263	1025	3.9	22	4

12 ANDREW LUCK

Date	Opponent	No	Yds	Avg	LG	TD
9/11	Detroit	3	21	7.0	11	0
9/18	@ Denver	3	22	7.3	21	0
9/25	San Diego	0	0	0.0	--	0
10/2	@ Jacksonville	4	23	5.8	7	0
10/9	Chicago	5	13	2.6	12	0
10/16	@ Houston	7	53	7.6	24	1
10/23	@ Tennessee	5	17	3.4	9	0
10/30	Kansas City	9	60	6.7	17	0
11/6	@ Green Bay	7	15	2.1	7	0
11/20	Tennessee	8	22	2.8	13	0
11/24	Pittsburgh		INACTIVE			
12/5	@ New York Jets	3	26	8.7	12	0
12/11	Houston	2	32	16.0	33	0
12/18	@ Minnesota	1	8	8.0	8	0
12/24	@ Oakland	4	12	3.0	11t	1
1/1	Jacksonville	3	17	5.7	12	0
TOTALS		64	341	5.3	33	2

33 ROBERT TURBIN

Date	Opponent	No	Yds	Avg	LG	TD
9/11	Detroit	1	4	4.0	4	0
9/18	@ Denver	3	10	3.3	5t	1
9/25	San Diego	4	9	2.3	5	1
10/2	@ Jacksonville	1	2	2.0	2	0
10/9	Chicago		INACTIVE			
10/16	@ Houston	3	2	0.7	2	0
10/23	@ Tennessee	2	3	1.5	3	0
10/30	Kansas City	2	9	4.5	7	0
11/6	@ Green Bay	2	10	5.0	7	0
11/20	Tennessee	2	4	2.0	3	1
11/24	Pittsburgh	2	20	10.0	18	0
12/5	@ New York Jets	6	16	2.7	7	1
12/11	Houston	3	10	3.3	5	0
12/18	@ Minnesota	7	32	4.6	12	2
12/24	@ Oakland	6	18	3.0	6	0
1/1	Jacksonville	3	15	5.0	7t	1
TOTALS		47	164	3.5	18	7

28 JORDAN TODMAN

Date	Opponent	No	Yds	Avg	LG	TD
9/11	Detroit	0	0	0.0	--	0
9/18	@ Denver	0	0	0.0	--	0
9/25	San Diego	0	0	0.0	--	0
10/2	@ Jacksonville	0	0	0.0	--	0
10/9	Chicago	0	0	0.0	--	0
10/16	@ Houston	0	0	0.0	--	0
10/23	@ Tennessee	0	0	0.0	--	0
10/30	Kansas City	0	0	0.0	--	0
11/6	@ Green Bay	0	0	0.0	--	0
11/20	Tennessee	0	0	0.0	--	0
11/24	Pittsburgh	3	37	12.3	19	0
12/5	@ New York Jets	2	3	1.5	2	0
12/11	Houston	0	0	0.0	--	0
12/18	@ Minnesota	4	19	4.8	12	0
12/24	@ Oakland	0	0	0.0	--	0
1/1	Jacksonville	0	0	0.0	--	0
TOTALS		9	59	6.6	19	0

34 JOSH FERGUSON

Date	Opponent	No	Yds	Avg	LG	TD
9/11	Detroit	1	-2	-2.0	-2	0
9/18	@ Denver	2	7	3.5	6	0
9/25	San Diego	1	2	2.0	2	0
10/2	@ Jacksonville	3	-2	-0.7	1	0
10/9	Chicago	1	3	3.0	3	0
10/16	@ Houston	0	0	0.0	--	0
10/23	@ Tennessee	0	0	0.0	--	0
10/30	Kansas City	0	0	0.0	--	0
11/6	@ Green Bay	0	0	0.0	--	0
11/20	Tennessee	0	0	0.0	--	0
11/24	Pittsburgh	0	0	0.0	--	0
12/5	@ New York Jets	5	11	2.2	11	0
12/11	Houston	0	0	0.0	--	0
12/18	@ Minnesota	2	1	0.5	1	0
12/24	@ Oakland	0	0	0.0	--	0
1/1	Jacksonville	0	0	0.0	--	0
TOTALS		15	20	1.3	11	0

15 PHILLIP DORSETT

Date	Opponent	No	Yds	Avg	LG	TD
9/11	Detroit	0	0	0.0	--	0
9/18	@ Denver	0	0	0.0	--	0
9/25	San Diego	0	0	0.0	--	0
10/2	@ Jacksonville	1	3	3.0	3	0
10/9	Chicago	0	0	0.0	--	0
10/16	@ Houston	0	0	0.0	--	0
10/23	@ Tennessee		INACTIVE			
10/30	Kansas City	0	0	0.0	--	0
11/6	@ Green Bay	0	0	0.0	--	0
11/20	Tennessee	0	0	0.0	--	0
11/24	Pittsburgh	0	0	0.0	--	0
12/5	@ New York Jets	1	7	7.0	7	0
12/11	Houston	0	0	0.0	--	0
12/18	@ Minnesota	0	0	0.0	--	0
12/24	@ Oakland	0	0	0.0	--	0
1/1	Jacksonville	0	0	0.0	--	0
TOTALS		2	10	5.0	7	0

INDIVIDUAL RUSHING GAME-BY-GAME (CONT)

11 QUAN BRAY

Date	Opponent	No	Yds	Avg	LG	TD
9/11	Detroit	0	0	0.0	--	0
9/18	@ Denver	0	0	0.0	--	0
9/25	San Diego	0	0	0.0	--	0
10/2	@ Jacksonville	0	0	0.0	--	0
10/9	Chicago	1	7	7.0	7	0
10/16	@ Houston	0	0	0.0	--	0
10/23	@ Tennessee					
10/30	Kansas City					
11/6	@ Green Bay					
11/20	Tennessee					
11/24	Pittsburgh					
12/5	@ New York Jets					
12/11	Houston					
12/18	@ Minnesota					
12/24	@ Oakland					
1/1	Jacksonville					
TOTALS		1	7	7.0	7	0

1 PAT MCAFFEE

Date	Opponent	No	Yds	Avg	LG	TD
9/11	Detroit	0	0	0.0	--	0
9/18	@ Denver	0	0	0.0	--	0
9/25	San Diego	0	0	0.0	--	0
10/2	@ Jacksonville	0	0	0.0	--	0
10/9	Chicago	0	0	0.0	--	0
10/16	@ Houston	0	0	0.0	--	0
10/23	@ Tennessee	0	0	0.0	--	0
10/30	Kansas City	0	0	0.0	--	0
11/6	@ Green Bay	0	0	0.0	--	0
11/20	Tennessee	0	0	0.0	--	0
11/24	Pittsburgh	0	0	0.0	--	0
12/5	@ New York Jets	0	0	0.0	--	0
12/11	Houston	0	0	0.0	--	0
12/18	@ Minnesota	0	0	0.0	--	0
12/24	@ Oakland	1	0	0.0	0	0
1/1	Jacksonville	0	0	0.0	--	0
TOTALS		1	0	0.0	0	0

16 SCOTT TZLIEJEN

Date	Opponent	No	Yds	Avg	LG	TD
9/11	Detroit					
9/18	@ Denver					
9/25	San Diego					
10/2	@ Jacksonville					
10/9	Chicago					
10/16	@ Houston					
10/23	@ Tennessee					
10/30	Kansas City					
11/6	@ Green Bay					
11/20	Tennessee					
11/24	Pittsburgh	3	6	2.0	5	0
12/5	@ New York Jets	3	-3	-1.0	0	0
12/11	Houston					
12/18	@ Minnesota	0	0	0.0	--	0
12/24	@ Oakland					
1/1	Jacksonville					
TOTALS		6	3	0.5	5	0

10 DONTE MONCRIEF

Date	Opponent	No	Yds	Avg	LG	TD
9/11	Detroit	0	0	0.0	--	0
9/18	@ Denver	0	0	0.0	--	0
9/25	San Diego					
10/2	@ Jacksonville					
10/9	Chicago					
10/16	@ Houston					
10/23	@ Tennessee					
10/30	Kansas City	1	-1	-1.0	-1	0
11/6	@ Green Bay	0	0	0.0	--	0
11/20	Tennessee	0	0	0.0	--	0
11/24	Pittsburgh	0	0	0.0	--	0
12/5	@ New York Jets	0	0	0.0	--	0
12/11	Houston	0	0	0.0	--	0
12/18	@ Minnesota					
12/24	@ Oakland	0	0	0.0	--	0
1/1	Jacksonville					
TOTALS		1	-1	-1.0	-1	0

INDIVIDUAL RECEIVING GAME-BY-GAME

13 T.Y. HILTON

Date	Opponent	No	Yds	Avg	LG	TD
9/11	Detroit	6	79	13.2	32	0
9/18	@ Denver	4	41	10.3	16	0
9/25	San Diego	8	174	21.8	63t	1
10/2	@ Jacksonville	7	42	6.0	14	1
10/9	Chicago	10	171	17.1	35t	1
10/16	@ Houston	3	49	16.3	31	0
10/23	@ Tennessee	7	133	19.0	37t	1
10/30	Kansas City	1	20	20.0	20	0
11/6	@ Green Bay	6	82	13.7	27	0
11/20	Tennessee	5	97	19.4	50	1
11/24	Pittsburgh	3	54	18.0	32	0
12/5	@ New York Jets	9	146	16.2	34	0
12/11	Houston	9	115	12.8	35t	1
12/18	@ Minnesota	3	45	15.0	31	0
12/24	@ Oakland	4	105	26.3	39	0
1/1	Jacksonville	6	95	15.8	28	0
TOTALS		91	1448	15.9	63t	6

84 JACK DOYLE

Date	Opponent	No	Yds	Avg	LG	TD
9/11	Detroit	3	35	11.7	16t	2
9/18	@ Denver	4	37	9.3	22	0
9/25	San Diego	6	65	10.8	16	0
10/2	@ Jacksonville	1	6	6.0	6	0
10/9	Chicago	2	8	4.0	4	0
10/16	@ Houston	4	53	13.3	22t	1
10/23	@ Tennessee	9	78	8.7	24	1
10/30	Kansas City	2	36	18.0	20	0
11/6	@ Green Bay	5	61	12.2	20	0
11/20	Tennessee	1	7	7.0	7	0
11/24	Pittsburgh	2	25	12.5	18	0
12/5	@ New York Jets	4	30	7.5	14	0
12/11	Houston	5	55	11.0	15	0
12/18	@ Minnesota	4	32	8.0	13	0
12/24	@ Oakland	5	46	9.2	17	0
1/1	Jacksonville	2	10	5.0	9	1
TOTALS		59	584	9.9	24	5

ADMINISTRATION

COACHING STAFF

FOOTBALL OPERATIONS

BUSINESS OPERATIONS

PLAYERS

2016 SEASON IN REVIEW

COLTS HISTORY

RECORDS

COLTS IN THE COMMUNITY

INDIVIDUAL RECEIVING GAME-BY-GAME (CONT)



ADMINISTRATION

COACHING STAFF

FOOTBALL OPERATIONS

BUSINESS OPERATIONS

PLAYERS

2016 SEASON IN REVIEW

COLTS HISTORY

RECORDS

COLTS IN THE COMMUNITY

23 FRANK GORE

Date	Opponent	No	Yds	Avg	LG	TD
9/11	Detroit	4	19	4.8	8	0
9/18	@ Denver	3	19	6.3	7t	1
9/25	San Diego	1	1	1.0	1	0
10/2	@ Jacksonville	5	27	5.4	14	0
10/9	Chicago	1	4	4.0	4	0
10/16	@ Houston	1	2	2.0	2	0
10/23	@ Tennessee	5	22	4.4	11	1
10/30	Kansas City	2	25	12.5	18t	1
11/6	@ Green Bay	2	11	5.5	11	0
11/20	Tennessee	4	71	17.8	49	0
11/24	Pittsburgh	1	3	3.0	3	0
12/5	@ New York Jets	0	0	0.0	0	0
12/11	Houston	2	33	16.5	18t	1
12/18	@ Minnesota	4	14	3.5	9	0
12/24	@ Oakland	1	12	12.0	12	0
1/1	Jacksonville	2	14	7.0	7	0
TOTALS		38	277	7.3	49	4

83 DWAYNE ALLEN

Date	Opponent	No	Yds	Avg	LG	TD
9/11	Detroit	4	53	13.3	19t	1
9/18	@ Denver	2	25	12.5	13	0
9/25	San Diego	3	35	11.7	14	0
10/2	@ Jacksonville	2	20	10.0	13	0
10/9	Chicago	6	50	8.3	20	1
10/16	@ Houston	1	9	9.0	9	0
10/23	@ Tennessee		INACTIVE			
10/30	Kansas City		INACTIVE			
11/6	@ Green Bay	1	15	15.0	15	0
11/20	Tennessee	0	0	0.0	0	0
11/24	Pittsburgh	5	49	9.8	13	0
12/5	@ New York Jets	4	72	18.0	23t	3
12/11	Houston	0	0	0.0	0	0
12/18	@ Minnesota	1	13	13.0	13	0
12/24	@ Oakland	3	31	10.3	11	0
1/1	Jacksonville	3	34	11.3	15t	1
TOTALS		35	406	11.6	23t	6

15 PHILLIP DORSETT

Date	Opponent	No	Yds	Avg	LG	TD
9/11	Detroit	4	94	23.5	51	0
9/18	@ Denver	1	30	30.0	30	0
9/25	San Diego	3	27	9.0	18	0
10/2	@ Jacksonville	1	64	64.0	64t	1
10/9	Chicago	2	26	13.0	21	0
10/16	@ Houston	2	12	6.0	6	0
10/23	@ Tennessee		INACTIVE			
10/30	Kansas City	5	33	6.6	13	0
11/6	@ Green Bay	2	28	14.0	15	0
11/20	Tennessee	1	50	50.0	50	0
11/24	Pittsburgh	3	31	10.3	16	0
12/5	@ New York Jets	0	0	0.0	0	0
12/11	Houston	3	19	6.3	8	0
12/18	@ Minnesota	1	50	50.0	50t	1
12/24	@ Oakland	1	8	8.0	8	0
1/1	Jacksonville	4	56	14.0	21	0
TOTALS		33	528	16.0	64t	2

10 DONTE MONCRIEF

Date	Opponent	No	Yds	Avg	LG	TD
9/11	Detroit	6	64	10.7	32	1
9/18	@ Denver	1	9	9.0	9	0
9/25	San Diego		INACTIVE			
10/2	@ Jacksonville		INACTIVE			
10/9	Chicago		INACTIVE			
10/16	@ Houston		INACTIVE			
10/23	@ Tennessee		INACTIVE			
10/30	Kansas City	4	41	10.3	15	1
11/6	@ Green Bay	3	55	18.3	39	1
11/20	Tennessee	4	37	9.3	17	1
11/24	Pittsburgh	6	45	7.5	12	1
12/5	@ New York Jets	4	26	6.5	10	1
12/11	Houston	0	0	0.0	0	0
12/18	@ Minnesota		INACTIVE			
12/24	@ Oakland	2	30	15.0	24t	1
1/1	Jacksonville		INACTIVE			
TOTALS		30	307	10.2	39	7

33 ROBERT TURBIN

Date	Opponent	No	Yds	Avg	LG	TD
9/11	Detroit	2	15	7.5	12	0
9/18	@ Denver	0	0	0.0	0	0
9/25	San Diego	0	0	0.0	0	0
10/2	@ Jacksonville	2	3	1.5	2	0
10/9	Chicago		INACTIVE			
10/16	@ Houston	4	22	5.5	12	0
10/23	@ Tennessee	1	19	19.0	19	0
10/30	Kansas City	3	25	8.3	11	0
11/6	@ Green Bay	2	13	6.5	9	0
11/20	Tennessee	0	0	0.0	0	0
11/24	Pittsburgh	2	-2	-1.0	3	0
12/5	@ New York Jets	0	0	0.0	0	0
12/11	Houston	4	33	8.3	11	0
12/18	@ Minnesota	2	22	11.0	17	0
12/24	@ Oakland	2	11	5.5	8	1
1/1	Jacksonville	2	18	9.0	14	0
TOTALS		26	179	6.9	19	1

34 JOSH FERGUSON

Date	Opponent	No	Yds	Avg	LG	TD
9/11	Detroit	2	26	13.0	14	0
9/18	@ Denver	5	29	5.8	11	0
9/25	San Diego	3	29	9.7	14	0
10/2	@ Jacksonville	7	33	4.7	9	0
10/9	Chicago	2	10	5.0	9	0
10/16	@ Houston	0	0	0.0	0	0
10/23	@ Tennessee	0	0	0.0	0	0
10/30	Kansas City	0	0	0.0	0	0
11/6	@ Green Bay	1	9	9.0	9	0
11/20	Tennessee	0	0	0.0	0	0
11/24	Pittsburgh	0	0	0.0	0	0
12/5	@ New York Jets	0	0	0.0	0	0
12/11	Houston	0	0	0.0	0	0
12/18	@ Minnesota	0	0	0.0	0	0
12/24	@ Oakland	0	0	0.0	0	0
1/1	Jacksonville	0	0	0.0	0	0
TOTALS		20	136	6.8	14	0

INDIVIDUAL RECEIVING GAME-BY-GAME (CONT)

80 CHESTER ROGERS						
Date	Opponent	No	Yds	Avg	LG	TD
9/11	Detroit					
9/18	@ Denver	0	0	0.0	0	0
9/25	San Diego	0	0	0.0	0	0
10/2	@ Jacksonville	2	39	19.5	23	0
10/9	Chicago	3	24	8.0	19	0
10/16	@ Houston	4	63	15.8	36	0
10/23	@ Tennessee	2	30	15.0	21	0
10/30	Kansas City					
11/6	@ Green Bay	0	0	0.0	0	0
11/20	Tennessee	0	0	0.0	0	0
11/24	Pittsburgh	0	0	0.0	0	0
12/5	@ New York Jets	0	0	0.0	0	0
12/11	Houston	1	21	21.0	21	0
12/18	@ Minnesota	3	24	8.0	9	0
12/24	@ Oakland	0	0	0.0	0	0
1/1	Jacksonville	4	72	18.0	21	0
TOTALS		19	273	14.4	36	0

86 ERIK SWOOPE						
Date	Opponent	No	Yds	Avg	LG	TD
9/11	Detroit	0	0	0.0	0	0
9/18	@ Denver	0	0	0.0	0	0
9/25	San Diego	0	0	0.0	0	0
10/2	@ Jacksonville	0	0	0.0	0	0
10/9	Chicago	0	0	0.0	0	0
10/16	@ Houston	2	42	21.0	35	0
10/23	@ Tennessee	2	51	25.5	34	0
10/30	Kansas City	2	30	15.0	16	0
11/6	@ Green Bay	1	7	7.0	7	0
11/20	Tennessee	0	0	0.0	0	0
11/24	Pittsburgh	1	35	35.0	35	0
12/5	@ New York Jets	2	15	7.5	11	0
12/11	Houston	0	0	0.0	0	0
12/18	@ Minnesota	3	50	16.7	27t	1
12/24	@ Oakland	1	45	45.0	45	0
1/1	Jacksonville	1	22	22.0	22	0
TOTALS		15	297	19.8	45	1

11 QUAN BRAY						
Date	Opponent	No	Yds	Avg	LG	TD
9/11	Detroit	0	0	0.0	0	0
9/18	@ Denver	1	7	7.0	7	0
9/25	San Diego	0	0	0.0	0	0
10/2	@ Jacksonville	0	0	0.0	0	0
10/9	Chicago	2	29	14.5	22	0
10/16	@ Houston	0	0	0.0	0	0
10/23	@ Tennessee					
10/30	Kansas City					
11/6	@ Green Bay					
11/20	Tennessee					
11/24	Pittsburgh					
12/5	@ New York Jets					
12/11	Houston					
12/18	@ Minnesota					
12/24	@ Oakland					
1/1	Jacksonville					
TOTALS		3	36	12.0	22	0

81 DEVIN STREET						
Date	Opponent	No	Yds	Avg	LG	TD
9/11	Detroit					
9/18	@ Denver					
9/25	San Diego					
10/2	@ Jacksonville					
10/9	Chicago					
10/16	@ Houston					
10/23	@ Tennessee	1	20	20.0	20	0
10/30	Kansas City	0	0	0.0	0	0
11/6	@ Green Bay	0	0	0.0	0	0
11/20	Tennessee					
11/24	Pittsburgh					
12/5	@ New York Jets					
12/11	Houston					
12/18	@ Minnesota	0	0	0.0	0	0
12/24	@ Oakland					
1/1	Jacksonville	0	0	0.0	0	0
TOTALS		1	20	20.0	20	0

INDIVIDUAL GAME-BY-GAME SACKS & INTERCEPTIONS

SACKS (NUMBER, YARDS)

PLAYER	9/11 DET	9/18 @DEN	9/25 SD	10/2 @JAX	10/9 CHI	10/16 @HOU	10/23 @TEN	10/30 KC	11/6 @GB	11/20 TEN	11/24 PIT	12/5 @NYJ	12/11 HOU	12/18 @MIN	12/24 @OAK	1/1 JAX	TOTAL
Erik Walden	1.0-8	0.0-0	2.0-11	1.0-4	0.0-0	0.0-0	1.0-4	1.0-10	1.0-0	1.0-12	0.0-0	0.0-0	0.0-0	2.0-12	0.0-0	1.0-3	11.0-64
Robert Mathis	0.0-0	0.0-0	0.0-0	0.0-0	0.0-0	1.0-13	0.0-0	1.0-6	0.0-0	1.0-8	0.0-0	0.0-0	0.0-0	1.0-8	0.0-0	1.0-10	5.0-45
David Parry	0.0-0	0.0-0	0.0-0	0.0-0	0.0-0	0.0-0	0.0-0	0.0-0	1.0-1	1.0-4	0.0-0	1.0-2	0.0-0	0.0-0	0.0-0	0.0-0	3.0-7
Zach Kerr	0.0-0	1.0-0	0.0-0	0.5-1.5	0.0-0	0.0-0	0.0-0	0.0-0	0.0-0	0.0-0	0.0-0	0.0-0	0.0-0	1.0-14	0.0-0	0.0-0	2.5-15.5
Akeem Ayers	0.0-0	0.0-0	0.0-0	1.0-5	0.0-0	0.0-0	1.0-10	0.0-0	0.0-0	0.0-0	0.0-0	0.0-0	0.0-0	0.0-0	0.0-0	0.0-0	2.0-15
Edwin Jackson	0.0-0	0.0-0	0.0-0	0.0-0	0.0-0	0.0-0	0.0-0	1.0-0	0.0-0	1.0-0	0.0-0	0.0-0	0.0-0	0.0-0	0.0-0	0.0-0	2.0-0
T.Y. McGill	0.0-0	0.0-0	0.0-0	0.0-0	0.0-0	0.0-0	1.0-11	0.0-0	0.0-0	0.0-0	0.0-0	0.0-0	0.0-0	1.0-9	0.0-0	0.0-0	2.0-20
Trent Cole	0.0-0	0.0-0	0.0-0	0.0-0	0.0-0	0.0-0	0.0-0	0.0-0	0.0-0	0.0-0	0.0-0	0.0-0	1.0-11	0.0-0	1.0-8	0.0-0	2.0-19
Hassan Ridgeway	0.0-0	0.0-0	0.0-0	0.5-1.5	0.0-0	0.0-0	0.0-0	0.0-0	0.0-0	0.0-0	0.0-0	0.0-0	0.0-0	0.0-0	0.0-0	0.0-0	1.5-6.5
D'Oweli Jackson	0.0-0	0.0-0	0.0-0	0.0-0	0.0-0	0.0-0	0.0-0	0.0-0	0.0-0	1.0-12	0.0-0	0.0-0	0.0-0	0.0-0	0.0-0	0.0-0	1.0-12
Lavar Edwards	0.0-0	0.0-0	0.0-0	0.0-0	0.0-0	0.0-0	0.0-0	1.0-7	0.0-0	0.0-0	0.0-0	0.0-0	0.0-0	0.0-0	0.0-0	0.0-0	1.0-7
Total	1.0-8	1.0-0	2.0-11	3.0-12	0.0-0	1.0-13	3.0-25	3.0-16	3.0-8	5.0-36	0.0-0	1.0-2	2.0-16	5.0-43	1.0-8	2.0-13	33.0-218

INTERCEPTIONS (NUMBER, YARDS)

PLAYER	9/11 DET	9/18 @DEN	9/25 SD	10/2 @JAX	10/9 CHI	10/16 @HOU	10/23 @TEN	10/30 KC	11/6 @GB	11/20 TEN	11/24 PIT	12/5 @NYJ	12/11 HOU	12/18 @MIN	12/24 @OAK	1/1 JAX	TOTAL
Darius Butler	0-0	1-19	0-0	0-0	0-0	0-0	0-0	0-0	0-0	1-0	0-0	1-0	0-0	0-0	0-0	0-0	3-19
Mike Adams	0-0	0-0	0-0	0-0	0-0	0-0	0-0	0-0	0-0	0-0	0-0	1-56	0-0	1-0	0-0	0-0	2-56
Akeem Ayers	0-0	0-0	0-0	0-0	0-0	0-0	0-0	0-0	0-0	0-0	0-0	0-0	1-25	0-0	0-0	0-0	1-25
Vontae Davis	0-0	0-0	0-0	0-0	0-0	1-0	0-0	0-0	0-0	0-0	0-0	0-0	0-0	0-0	0-0	0-0	1-0
Darryl Morris	0-0	0-0	0-0	0-0	0-0	0-0	0-0	0-0	0-0	0-0	0-0	1-0	0-0	0-0	0-0	0-0	1-0
Total	0-0	1-19	0-0	0-0	0-0	1-0	0-0	0-0	1-0	0-0	0-0	3-56	1-25	1-0	0-0	0-0	8-100

ADMINISTRATION

COACHING STAFF

FOOTBALL OPERATIONS

BUSINESS OPERATIONS

PLAYERS

2016 SEASON IN REVIEW

COLTS HISTORY

RECORDS

COLTS IN THE COMMUNITY

FINAL 2016 REGULAR SEASON STANDINGS

AMERICAN FOOTBALL CONFERENCE

AFC EAST	W	L	T	PCT	PF	PA
*- New England	14	2	0	.875	441	250
y- Miami	10	6	0	.625	363	380
Buffalo	7	9	0	.438	399	378
NY Jets	5	11	0	.313	275	409

AFC NORTH	W	L	T	PCT	PF	PA
z- Pittsburgh	11	5	0	.688	399	327
Baltimore	8	8	0	.500	343	321
Cincinnati	6	9	1	.406	325	315
Cleveland	1	15	0	.063	264	452

AFC SOUTH	W	L	T	PCT	PF	PA
z- Houston	9	7	0	.563	279	328
Tennessee	9	7	0	.563	381	378
Indianapolis	8	8	0	.500	411	392
Jacksonville	3	13	0	.188	318	400

AFC WEST	W	L	T	PCT	PF	PA
z- Kansas City	12	4	0	.750	389	311
y- Oakland	12	4	0	.750	416	385
Denver	9	7	0	.563	333	297
San Diego	5	11	0	.313	410	423

NATIONAL FOOTBALL CONFERENCE

NFC EAST	W	L	T	PCT	PF	PA
*- Dallas	13	3	0	.813	421	306
y- NY Giants	11	5	0	.688	310	284
Washington	8	7	1	.531	396	383
Philadelphia	7	9	0	.438	367	331

NFC NORTH	W	L	T	PCT	PF	PA
z- Green Bay	10	6	0	.625	432	388
y- Detroit	9	7	0	.563	346	358
Minnesota	8	8	0	.500	327	307
Chicago	3	13	0	.188	279	399

NFC SOUTH	W	L	T	PCT	PF	PA
z- Atlanta	11	5	0	.688	540	406
Tampa Bay	9	7	0	.563	354	369
New Orleans	7	9	0	.438	469	454
Carolina	6	10	0	.375	369	402

NFC WEST	W	L	T	PCT	PF	PA
z- Seattle	10	5	1	.656	354	292
Arizona	7	8	1	.469	418	362
Los Angeles	4	12	0	.250	224	394
San Francisco	2	14	0	.125	309	480

x - Clinched playoff
 y - Clinched Wild Card
 z - Clinched Division
 * - Clinched Division and Homefield Advantage



JACK DOYLE
TIGHT END





INDIANAPOLIS COLTS HISTORY

ADMINISTRATION

COACHING
STAFFFOOTBALL
OPERATIONSBUSINESS
OPERATIONS

PLAYERS

2016 SEASON
IN REVIEW

COLTS HISTORY

RECORDS

COLTS IN THE
COMMUNITY

The roots of the franchise go back to December 28, 1946, when the bankrupt Miami Seahawks of the All-America Football Conference were purchased and relocated to Baltimore by a group headed by Bob Rodenberg. As the result of a contest in Baltimore, won by Charles Evans of Middle River, Md., the team was renamed the "Colts."

On September 7, 1947, wearing green and silver uniforms, the Colts, under Head Coach Cecil Isbell, won their initial AAFC game, 16-7, over the Brooklyn Dodgers. The team concluded its inaugural season before a record Baltimore crowd of 51,583 by losing to the New York Yankees, 21-7. The Colts finished with a 2-11-1 record, good for a fourth-place finish in the Eastern Division.

The Colts completed the 1948 season with a 7-8 record, tying the Buffalo Bills for the division title.

The Colts compiled a 1-11 mark in 1949.

The AAFC and NFL merged in 1950, and the Colts joined the NFL.

After posting a 1-11 record for the second consecutive year, the franchise was dissolved by the league on January 18, 1951, because of its failing financial condition.

After two seasons without professional football, NFL Commissioner Bert Bell challenged the franchise in December of 1952 to sell 15,000 season tickets within six weeks in order to re-enter the NFL. That 15,000-ticket quota was reached in four weeks and three days.

On January 23, 1953, under the principal ownership of Carroll Rosenbloom, the NFL's Dallas Texans franchise was moved to Baltimore where, keeping the "Colts" nickname, the Texans team colors of blue and white were inherited.

Before their first NFL season, the "new" Baltimore Colts engineered one of the biggest trades in sports history. In a deal with Cleveland involving 15 players, Baltimore received 10 Browns in exchange for five Colts. Among the players traded to Baltimore were Don Shula, Bert Rechichar, Carl Taseff and Art Spinney. These players helped the Colts open 1953 with a 13-9 upset of Chicago in a game where Rechichar booted a then-NFL record 56-yard field goal.

In 1954, the Colts hired Weeb Ewbank as head coach. Ewbank guided the Colts for nine seasons (the longest tenure of any Colts head coach) and won two conference and NFL championships.

On November 30, 1958, the Colts clinched their first Western Conference title with a 35-27 win over San Francisco before a record home sellout crowd of 57,557. Four weeks later, Baltimore won its first NFL title, downing the New York Giants, 23-17, in the fabled "sudden-death" overtime contest at Yankee Stadium.

The Colts repeated as champion in 1959, after defeating the Giants, 31-16, in Baltimore for the NFL Championship.

In 1963, Shula replaced Ewbank as the team's third head coach since 1953. During 1963, QB-John Unitas led the Colts offense to eight team records and set a then-NFL seasonal mark of 237 completions.

The Colts won a then-club record 11 consecutive games in 1964, en route to clinching their third conference title. That season, WR-Raymond Berry caught his 506th career pass and RB-Lenny Moore scored 20 touchdowns, then both NFL records.

**1963** - John Unitas

1950s

**1953** - Baltimore Colts**1953** - Don Shula**1954** - Weeb Ewbank



1964 - Tom Matte

In 1965, Baltimore tied Green Bay for the conference title. With HB-Tom Matte quarterbacking the club because of injuries to Unitas and Gary Cuzzo, the Colts lost a controversial 13-10 "sudden-death" playoff contest to the Packers.

Under Shula, Baltimore made its first Super Bowl appearance in 1968. The club won the Coastal Division with a 13-1 mark, then defeated Minnesota, 24-14, in the Western Conference Championship game and blanked Cleveland, 34-0, for the NFL Championship. The team faced the American Football League Champion New York Jets in Super Bowl III, losing a 16-7 upset.

In May of 1969, the NFL merged with the AFL and Baltimore, Pittsburgh and Cleveland joined the old AFL teams to form the American Football Conference of the NFL.

As members of the AFC Eastern Division, the Colts won their first AFC game, 16-14, over San Diego on September 20, 1970. After clinching the division title, the Colts topped Cincinnati, 17-0, and Oakland, 27-17, to win the AFC Championship. On January 17, 1971, the Colts defeated Dallas in Super Bowl V, 16-13, on K-Jim O'Brien's 32-yard field goal with five seconds remaining in the game.

In July of 1972, the Colts came under new ownership as Robert Irsay acquired the club from Rosenbloom in exchange for the Los Angeles Rams.



1987 - Eric Dickerson

In 1974, two Colts set NFL records as RB-Lydeell Mitchell rushed 40 times at the New York Jets and QB-Bert Jones completed 17 consecutive passes versus the Jets. Mitchell led the NFL with 72 receptions. In 1975, Mitchell became the first Colts player with a 1,000-plus yard season, gaining 1,193 yards on 289 rushes.

After a 2-12 record in 1974, Baltimore's fortunes changed with the hiring of Ted Marchibroda as head coach in February of 1975. Marchibroda led the Colts to three consecutive division titles before posting consecutive 5-11 seasons in 1978 and 1979.

Mike McCormack replaced Marchibroda as head coach in January of 1980. The Colts improved to 7-9 in 1980 before recording a 2-14 mark in 1981.

On December 21, 1981, Frank Kush succeeded McCormack as head coach.

After two weeks of action in 1982, a players' strike resulted in the cancellation of seven games, and the NFL played a nine-game schedule. The Colts finished with a record of 0-8-1. Indianapolis received the first pick of the 1983 NFL Draft and selected QB-John Elway. Six days later, the Colts traded Elway to Denver for OT-Chris Hinton, QB-Mark Herrmann and its first-round pick in 1984.

In 1983, the Colts finished 7-9, forging the biggest turnaround in NFL history for a team that had gone winless in the previous season.

Hinton started at right guard in the Pro Bowl. RBs-Curtis Dickey and Randy McMillan combined for nearly 2,000 rushing yards as the club led the AFC and ranked second in the NFL.

Professional football came to Indianapolis on March 28, 1984, when Robert Irsay moved the historic NFL franchise from Baltimore to Indianapolis.


Following the 1984 season, Robert Irsay and General Manager Jim Irsay appointed Rod Dowhower as head coach on January 28, 1985. Indianapolis earned a

1960s

1970s



1964 - Lenny Moore



1968 - Western Conference Championship Game



1970 - Tom Nowatzke



1972 - Robert Irsay



ADMINISTRATION

COACHING STAFF

FOOTBALL OPERATIONS

BUSINESS OPERATIONS

PLAYERS

2016 SEASON IN REVIEW

COLTS HISTORY

RECORDS

COLTS IN THE COMMUNITY

5-11 mark with a club that rushed for a conference-leading 2,439 yards, fifth-best in the NFL. The team's 5.0 yards per carry rushing average marked the first time in a decade an AFC team achieved that feat.

On December 1, 1986, Ron Meyer succeeded Dowhower as head coach. Meyer led the club to the division title in 1987, before falling in the divisional round at Cleveland, 38-21.

RB-Eric Dickerson, acquired in a blockbuster trade on October 31, 1987, won the NFL rushing title in 1988 with 1,659 yards.

Indianapolis earned a 9-7 record in 1988 and an 8-8 mark in 1989, but lost playoff positions on the last weekend of each season.

The Colts were 7-9 in 1990. Meyer earned a 36-35 regular-season record before being succeeded by Rick Venturi on October 1, 1991.

Marchibroda returned as head coach on January 28, 1992. He led the Colts to a 9-7 record in 1992, the second time he guided the team to a then NFL-best eight-game one-season turnaround.

The Colts posted a 4-12 record in 1993 and an 8-8 mark in 1994.

The 1995 Colts earned a 9-7 record and gained playoff wins at San Diego and Kansas City before falling, 20-16, at Pittsburgh in the AFC Championship Game.



1995 - AFC Championship Game

Marchibroda's tenure ended on February 9, 1996. His 73 career victories tied Shula for most in Colts history. Lindy Infante became head coach on February 15, 1996. The Colts were 9-7 in 1996, reaching the playoffs in consecutive seasons for the first time since 1975-77.

Jim Irsay became Owner and Chief Executive Officer in 1997, and Bill Polian was named president on December 22, 1997, one day after the club finished a 3-13 season.

Jim Mora succeeded Infante as head coach on January 12, 1998. The Colts were 3-13 in 1998. RB-Marshall Faulk's 2,227 scrimmage yards set a club seasonal mark, while QB-Peyton Manning (326-575-3,739, 26 TDs) set NFL rookie records in every passing category.



1999 - Peyton Manning

At 13-3 in 1999, the Colts produced a then-NFL record 10-game one-season turnaround. The club won 11 straight games, tying then the franchise record achieved in 1964 and 1975-76. Manning, RB-Edgerrin James and WR-Marvin Harrison earned Pro Bowl honors, while K-Mike Vanderjagt won the NFL scoring title. The club earned its first playoff game in Indianapolis, but fell to Tennessee, 19-16.

The Colts were 10-6 in 2000, but lost in overtime at Miami, 23-17, in the Wild Card round. The back-to-back 10-plus-victory seasons were a first for the club since 1976-77. Manning (4,413) and James (1,709, 2,303) won the NFL passing, rushing and scrimmage yards titles.

The Colts were 6-10 in 2001, but Manning (4,131) and Harrison (109) had outstanding yardage and reception seasons. Tony Dungy succeeded Mora as head coach on January 22, 2002.

In 2002, Dungy led the Colts to a 10-6 record before losing in the Wild Card round at the New York Jets, 41-0. Manning became the first NFL player with four consecutive 4,000-plus passing yards seasons, while Harrison set the NFL seasonal record with 143 receptions and became the only NFL player with 100-plus receptions in four consecutive seasons.

In 2003, the Colts were 12-4, won the AFC South and advanced to the AFC Championship Game, falling at New England, 24-14. K-Mike Vanderjagt set a then NFL record with 41 consecutive field goals made, including all 37 attempts in 2003.

1980s



1983 - Chris Hinton



1987 - Eric Dickerson & Jim Irsay

1990s



1994 - Jim Harbaugh



1994 - Marshall Faulk

Dungy led the Colts to a 12-4 mark and the AFC South title in 2004. Manning set NFL seasonal records with 49 touchdown passes (since broken) and a 121.1 rating, while the club set seasonal-bests with 522 points and 6,475 net yards (since broken). The Colts topped Denver, 49-24, in a Wild Card meeting before losing at New England, 20-3.

In 2005, Dungy directed the Colts to a 14-2 record, then the franchise record for seasonal wins. The club became then only the fourth in NFL history to earn a 13-0 start. The Colts fell in the Divisional Playoffs to Pittsburgh, 21-18. Dungy topped 100 career victories, while the Colts passed 400 wins in franchise history.

In 2006, the Colts were 12-4 and captured the fourth world championship in franchise history with a 29-17 win over Chicago in Super Bowl XLI in Miami Gardens, Fla. The club defeated Chicago after besting three prior playoff foes, Kansas City (23-8), Baltimore (15-6) and New England (38-34).

In 2007, the Colts were 13-3, won a club-record fifth straight division title and became the first NFL team with five consecutive seasons with 12-plus victories. The club fell in the Divisional Playoffs to San Diego, 28-24.

In 2008, the Colts were 12-4, extending their league mark with six consecutive 12-plus-victory seasons. The club became the first in NFL history to win at least seven consecutive games in five consecutive seasons. Manning won his third AP NFL MVP award. Indianapolis fell in the Wild Card Playoffs in overtime at San Diego, 23-17.


Jim Caldwell succeeded Dungy as head coach on January 12, 2009. Dungy finished as the only coach in Colts history to post 10-plus wins and earn playoff appearances in seven straight seasons. In 2009, the club was 14-2 and became only the third team to start a season 14-0. The club extended its records to seven consecutive seasons with 12-plus victories and six years with a winning streak exceeding seven games. Caldwell tied the rookie mark for seasonal victories by an NFL head coach, and he earned the most consecutive wins to open a season and a career by a first-year

head coach. Manning won an unprecedented fourth AP NFL MVP honor. The club set league marks for most consecutive regular season wins (23, 2008-09) and most regular season decade wins (115, 2000-09). Indianapolis defeated Baltimore, 20-3, and the New York Jets, 30-17, before falling to New Orleans, 31-17, in Super Bowl XLIV in Miami Gardens, Fla.

The Colts were 10-6 in 2010, won the AFC South and tied the NFL mark with a ninth consecutive playoff appearance (Dallas, 1975-83). It was the club's ninth straight season with 10-plus victories. The club fell in the Wild Card Playoffs to the New York Jets, 17-16.

Following a 2-14 campaign in 2011, Vice Chairman Bill Polian, Vice President & General Manager Chris Polian and Head Coach Jim Caldwell were all relieved of their duties. Jim Irsay and the organization hired Ryan Grigson to serve as the team's new general manager and Chuck Pagano as the team's new head coach.

The 2012 Colts faced one of the most unique years in franchise history. The team quickly experienced adversity when their head coach, Chuck Pagano, was diagnosed with a curable form of leukemia four weeks into the season. The Colts rallied around their ailing head coach and the "CHUCKSTRONG" campaign en route to accomplishing one of their main goals – extending the season for Pagano's return. Offensive Coordinator/Interim Head Coach Bruce Arians guided the team to a 9-3 record in Pagano's absence and clinched a playoff berth with the team's 20-13 victory at Kansas City. In the regular season finale, Pagano returned for the first time since his absence and capitalized on the team's goal, defeating the Houston Texans. Indianapolis fell short in an AFC Wild Card Playoff meeting at Baltimore, who won the ensuing Super Bowl. Although it was a difficult end to the season, the year was filled with highlights. The Colts finished



1999 - Edgerrin James

2000s



2002 - Marvin Harrison



2006 - Super Bowl XLI Championship Ring



2006 - Tony Dungy

ADMINISTRATION

COACHING STAFF

FOOTBALL OPERATIONS

BUSINESS OPERATIONS

PLAYERS

2016 SEASON IN REVIEW

COLTS HISTORY

RECORDS

COLTS IN THE COMMUNITY



ADMINISTRATION

COACHING STAFF

FOOTBALL OPERATIONS

BUSINESS OPERATIONS

PLAYERS

2016 SEASON IN REVIEW

COLTS HISTORY

RECORDS

COLTS IN THE COMMUNITY

with an 11-5 regular season record and tied the third-largest one-year turnaround in NFL history. Chuck Pagano and Bruce Arians earned dual Coach of the Year honors from several media outlets while General Manager Ryan Grigson was named the Executive of the Year from PFWM/PFWA and *The Sporting News*. Three players represented the Colts in the Pro Bowl, including QB-Andrew Luck, OLB-Robert Mathis and WR-Reggie Wayne. In his rookie season, Luck led the Colts to the most wins by a No. 1 overall draft pick in NFL history while setting records for the most passing yards (4,374), attempts (627) and 300-yard passing games (six) by a rookie in NFL history.

Indianapolis concluded the 2013 campaign with an 11-5 regular season record, while earning its first AFC South Division title since 2010. The team also won its first playoff game since 2009 after defeating the Kansas City Chiefs in an AFC Wild Card meeting, 45-44, which was the second-largest comeback in NFL postseason history. The Colts tallied a perfect 6-0 division record and became the first NFL team to finish a season with the least amount of turnovers (14) and penalties (66) since 2002. Three players including OLB-Robert Mathis, QB-Andrew Luck and LS-Matt Overton were named to the Pro Bowl. Mathis led the NFL and set a career-high with 19.5 sacks, earning the inaugural Deacon Jones Award. He also became the franchise all-time sack leader (111.0) en route to Associated Press First Team NFL All-Pro honors.



2013 - Robert Mathis

The Colts finished the 2014 campaign with an 11-5 regular season record, while earning their second consecutive AFC South Division title. The team also won two postseason contests and made it back to the AFC Championship Game for the first time since 2009. Indianapolis notched its third consecutive 11-win season in 2014, which made Head Coach

Chuck Pagano only the second head coach in NFL history to earn 11 wins in each of his first three seasons with a team. The Colts recorded a perfect 6-0 division record for the second straight year, marking the first time in franchise history they've accomplished the feat in back-to-back seasons. They also claimed their ninth AFC South title since 2002, which is the second-most division titles of any NFL team during that span. Seven Colts players earned Pro Bowl honors in 2014, including S-Mike Adams, CB-Vontae Davis, WR-T.Y. Hilton, ILB-D'Qwell Jackson, QB-Andrew Luck, P-Pat McAfee and K-Adam Vinatieri. McAfee and Vinatieri also earned Associated Press First Team NFL All-Pro accolades.



2014 - Andrew Luck

In 2015, the Colts finished with an 8-8 record and a winning record in the AFC South Division for the fourth consecutive year. Following a Week 5 victory against the Houston Texans, Indianapolis set an NFL record for the most consecutive wins against a division opponent with 16. QB-Matt Hasselbeck finished with a 5-3 record as a starter, filling in for an injured Andrew Luck. RB-Frank Gore logged the team's highest rushing total dating back to 2007 with 967 yards and Indianapolis' defense finished with five touchdowns, which tied the franchise record for the most in a season (1975 and 1994). The team featured three Pro Bowlers, including S-Mike Adams, CB-Vontae Davis and WR-T.Y. Hilton who all made their second consecutive appearances. The season was highlighted with a victory against the undefeated and eventual Super Bowl Champion Denver Broncos in a Week 9 contest at Lucas Oil Stadium. Indianapolis' defense limited the Broncos to 35 rushing yards while the Colts offense compiled one of its most impressive offensive performances of the year with 365 net yards.

The Colts finished with an 8-8 record in 2016 and missed the playoffs in back-to-back years for the first time since 1997-98. WR-T.Y. Hilton led the NFL in receiving yards (1,448) and

2010s



2014 - AFC Championship Game



2015 - T.Y. Hilton

RB-Frank Gore recorded the team's first 1,000-yard rushing season dating back to 2007 (1,025). Gore also posted two 100-yard rushing contests, which were the first for the Colts since 2012. OLB-Erik Walden ranked tied for eighth in the league with a career-high 11.0 sacks. On special teams, Adam Vinatieri set a new NFL record for consecutive field goals made with 44 dating back to the 2015 season and P-Pat McAfee led the league in punting average (49.3). OLB-Robert Mathis concluded his 14-year career for Indianapolis. He finished first in franchise history in sacks (123.0) and sacks in a season (19.5 in 2013) and holds the NFL record for career sack-forced fumbles (47). Hilton and McAfee were both selected to the Pro Bowl. Gore was the recipient of the 2016 Art Rooney Sportsmanship Award. Following the season, the Colts hired Chris Ballard as the team's new general manager on January 29, 2017.

In 62 years of National Football League competition, the Colts have achieved a 524-464-7 record, including four world championships and 21 conference or division titles.



2016 - Robert Mathis retired as the team's all-time leader in sacks with 123.0.

2010s



2016 - Frank Gore

ADMINISTRATION

COACHING
STAFF

FOOTBALL
OPERATIONS

BUSINESS
OPERATIONS

PLAYERS

2016 SEASON
IN REVIEW

COLTS HISTORY

RECORDS

COLTS IN THE
COMMUNITY

In Memoriam



Robert Irsay

March 5, 1923 – January 14, 1997



Harriet P. Irsay

June 9, 1921 – July 11, 2008

HALL OF FAME COLTS

THREE OR MORE SEASONS AS A MEMBER OF THE COLTS



ART DONOVAN
DT 6-3 265 Boston College

Colts: 1953-1961, Inducted: 1968

- First Colts Hall of Fame inductee who also played with Baltimore (1950), the New York Yanks (1951) and the Dallas Texans (1952).
- Was All-Pro from 1954-1957 and played in five Pro Bowls.
- Born on June 5, 1925, in the Bronx, N.Y.
- Jersey number 70 retired.
- Passed away August 4, 2013.



RAYMOND BERRY
WR 6-2 187 Southern Methodist

Colts: 1955-1967, Inducted: 1973

- Caught 631 passes for 9,275 yards and 68 touchdowns for career and retired as NFL's all-time receptions leader.
- Was an All-Pro selection, led NFL in receptions from 1958-1960 and was selected to six Pro Bowls.
- Caught 12 passes for 178 yards in 1958 NFL Championship win over the New York Giants.
- Member of NFL's 75th Anniversary Team.
- Born on February 27, 1933, in Corpus Christi, Texas.
- Jersey number 82 retired.



GINO MARCHETTI
DE 6-4 245 San Francisco

Colts: 1953-1964, 1966, Inducted: 1972

- Acclaimed as greatest defensive end in pro football history during induction to NFL's 50th Anniversary Team in 1969 and named to 75th Anniversary Team.
- Tabbed All-Pro from 1956-1964.
- Pro Bowl selection from 1954-1964, missing only the 1959 Pro Bowl following an ankle injury from the 1958 NFL Championship win over the New York Giants.
- Retired initially prior to 1965 season, but returned in 1966.
- Born on January 2, 1927, in Smithers, W. Va.
- Jersey number 89 retired.



JIM PARKER
G/T 6-3 272 Ohio State

Colts: 1957-1967, Inducted: 1973

- Member of the Professional and National Football Foundation Hall of Fame.
- Named to modern all-time All-America collegiate team in 1969.
- Was All-Pro and played in Pro Bowl from 1958-1965 (eight consecutive years).
- Played in 139 consecutive games into 1967 season before retiring.
- Named to NFL's 75th Anniversary Team.
- Born on April 3, 1934, in Macon, Ga.
- Jersey number 77 retired.
- Passed away July 18, 2005.

ADMINISTRATION

COACHING
STAFF

FOOTBALL
OPERATIONS

BUSINESS
OPERATIONS

PLAYERS

2016 SEASON
IN REVIEW

COLTS HISTORY

RECORDS

COLTS IN THE
COMMUNITY



HALL OF FAME COLTS

ADMINISTRATION

COACHING
STAFFFOOTBALL
OPERATIONSBUSINESS
OPERATIONS

PLAYERS

2016 SEASON
IN REVIEW

COLTS HISTORY

RECORDS

COLTS IN THE
COMMUNITY

LENNY MOORE

RB/FL 6-1 190 Penn State

Colts: 1956-1967, Inducted: 1975

- Retired ninth all-time with 12,451 all-purpose yards.
- Was club's career leading rusher with 1,069 carries for 5,174 yards and 63 touchdowns rushing.
- Totaled 363 catches for 6,039 yards and 48 touchdowns receiving in 143 career games.
- Had 678 career points on 113 touchdowns.
- Set NFL records with touchdowns in 18 consecutive games and 11 consecutive via the rush.
- Was 1956 Rookie of the Year and 1964 Comeback Player of the Year (20 touchdowns).
- Was All-Pro from 1958-1961, 1964 and selected to seven Pro Bowls.
- Born on November 25, 1933, in Reading, Pa.
- Jersey number 24 retired.



WEBB EWANK

Head Coach

Colts: 1954-1962, Inducted: 1978

- Led the Colts to World Championships in 1958 and 1959.
- Had 59-52-1 mark in club-record nine seasons as head coach.
- Led New York Jets to Super Bowl III win over Colts to become the only coach to post NFL and AFL Championships.
- Career mark was 130-129-7 in 20 seasons.
- Born on May 6, 1907, in Richmond, Ind.
- Passed away November 17, 1998.



JOHN UNITAS

QB 6-1 196 Louisville

Colts: 1956-1972, Inducted: 1979

- Ended 18-year career as NFL leader for passes attempted (5,186), completed (2,830), yards gained (40,239), most seasons with 3,000-plus yards (three), most games with 300-plus yards (26) and most touchdown passes (290).
- Had 62.9 postseason completion percentage and gained 1,177 yards in championship play.
- Only Colt to serve on 1958, 1959 and 1970 Championship teams.
- NFL records included most consecutive seasons leading NFL in touchdown passes (four) and most consecutive games with a scoring pass (47), one of sport's most remarkable feats.
- In 17 seasons with club, set 22 records.
- Was NFL MVP three times, played in 10 Pro Bowls (a Colt record) and was First Team All-Pro from 1958-1959, 1964, 1965, 1967.
- Member of NFL's 75th Anniversary Team.
- Born on May 7, 1933, in Pittsburgh.
- Jersey number 19 retired.
- Passed away September 11, 2002.



TED HENDRICKS

LB 6-7 215 Miami (FL)

Colts: 1969-1973, Inducted: 1990

- Retired in 1983 as NFL leader with 215 consecutive games played (70 as Colt).
- Was four-time First Team All-Pro pick who appeared in eight Pro Bowls.
- Was all-conference three times as Colt and eight times for career (1969-1983).
- Member of Colts Super Bowl V squad.
- Member of NFL's 75th Anniversary Team.
- Had 25 career blocked kicks.
- Born on November 1, 1947, in Guatemala City, Guatemala.

HALL OF FAME COLTS



JOHN MACKEY TE 6-2 224 Syracuse

Colts: 1963-1971, Inducted: 1992

- Was the second Hall of Fame tight end inductee.
- Caught 331 passes for 5,236 yards and 38 touchdowns for Colts.
- Punishing blocker with speed.
- Was All-Pro from 1966-1968 and selected to five Pro Bowls, the first after his rookie season.
- Had 75-yard touchdown reception in Super Bowl V victory over Dallas.
- Member of NFL's 50th Anniversary Team.
- Born on September 24, 1941, in Queens borough of New York City.
- Passed away July 6, 2011.



DON SHULA

Colts: 1953-1956, Head Coach: 1963-1969, Inducted: 1997

- NFL's winningest head coach (328-156-6, regular season; 347-173-6, overall, 1963-95) and one of the most successful coaches in Colts history (71-23-4 regular season; 73-26-4, overall, 1963-1969).
- Only Colts Hall of Fame inductee to play and be head coach with club.
- Led Colts to winning records throughout tenure and to Super Bowl III.
- Joined Colts from Browns in historic 15-player trade in 1953.
- Born on January 4, 1930, in Grand River, Ohio.



ERIC DICKERSON RB 6-3 220 Southern Methodist

Colts: 1987-1991, Inducted: 1999

- Totaled 1,258 carries for 5,194 yards and 32 touchdowns with Colts.
- Won NFL rushing title in 1988 with 1,659 yards.
- Had three 1,000-plus rushing seasons with Colts.
- Set NFL record with 2,105 rushing yards in 1984.
- Had 64 career 100-plus rushing games.
- Retired with 2,996 career rushes for 13,259 yards and 90 touchdowns in 146 games.
- Rushing yards were second in NFL history upon retirement.
- Was All-Pro 1983-1984, 1986-1988 and played in six Pro Bowls.
- Born on September 2, 1960, in Sealy, Texas.



MARSHALL FAULK RB 5-10 211 San Diego State

Colts: 1994-1998, Inducted: 2011

- Totaled 1,389 carries for 5,320 yards and 42 touchdowns rushing and 297 receptions for 2,804 yards and nine touchdowns receiving with the Colts.
- Had four 1,000-plus rushing seasons and one 2,000-plus scrimmage yards season with Colts.
- In his career, carried the ball 2,836 times for 12,279 yards and 100 touchdowns while adding 767 catches for 6,875 yards and 36 touchdowns receiving good for 19,154 scrimmage yards in 176 career games.
- Was a First Team All Pro from 1999-2001 and played in seven Pro Bowls (was rookie MVP).
- Born on February 26, 1973, in New Orleans.

ADMINISTRATION

COACHING
STAFF

FOOTBALL
OPERATIONS

BUSINESS
OPERATIONS

PLAYERS

2016 SEASON
IN REVIEW

COLTS HISTORY

RECORDS

COLTS IN THE
COMMUNITY



HALL OF FAME COLTS

ADMINISTRATION

COACHING
STAFFFOOTBALL
OPERATIONSBUSINESS
OPERATIONS

PLAYERS

2016 SEASON
IN REVIEW

COLTS HISTORY

RECORDS

COLTS IN THE
COMMUNITY

BILL POLIAN

Colts: President (1998-2010), Vice Chairman (2011), Inducted: 2015

- Spent 32 seasons in the NFL, including 14 with the Colts.
- Won eight division championships, two conference championships and reached the Super Bowl twice with the Colts.
- With the Colts, earned the team's fourth world championship with a victory against Chicago in Super Bowl XLI.
- Along with his tenure in Buffalo, reached the Super Bowl on five occasions between the Bills and Colts.
- Was named *The Sporting News* Executive of the Year on six occasions, including two with the Colts (1999 and 2009).
- With the Colts, advanced to the postseason 11 times during a 12-year span and posted 10 or more wins in each of those playoff years.
- From 2000-09, the Colts produced 115 regular season wins, the most in a decade by any NFL club.
- Born on December 8, 1942, in the Bronx, N.Y.



TONY DUNGY

Colts: Head Coach (2002-08), Inducted: 2016

- Logged a career regular season coaching record of 139-69 (.668) and an 85-27 mark (.759) in his seven seasons with the Colts. He is the winningest head coach in Colts history.
- Became the first African American head coach to win the Super Bowl after leading the Colts to victory in Super Bowl XLI.
- Became the third individual to win the Super Bowl as a player and head coach.
- Made 11 career playoff appearances and set an NFL record for consecutive playoff appearances by a head coach with his 10th-straight in 2008.
- Led the Colts to become the first NFL team with six consecutive 12-win seasons (2003-08).
- Became the first head coach in NFL history to defeat all 32 NFL teams.
- Assisted the club in earning the most regular season wins (115) in a decade by any NFL club (2000-09).
- Born on October 6, 1955, in Jackson, Mich.



MARVIN HARRISON WR 6-0 185 Syracuse

Colts: 1996-2008, Inducted: 2016

- Finished his career with 1,102 receptions for 14,580 yards and 128 touchdowns.
- Upon retirement, ranked second in the NFL in receptions, fourth in receiving yards and fifth in receiving touchdowns.
- Holds Indianapolis career records in receptions, receiving yards, 100-yard games (59) and receiving touchdowns.
- Is Indianapolis' single season record holder for receptions (143 in 2002), receiving yards (1,722 in 2002) and receiving touchdowns (15 in 2001 and 2004).
- Has the NFL record for receptions in a season with 143 in 2002.
- Was an eight-time Pro Bowl and Associated Press All-Pro selection.
- A member of the NFL All-Decade Team (2000-09).
- Compiled eight straight years with 1,000-plus receiving yards.
- A member of the Colts Super Bowl XLI championship team.
- Born on August 25, 1972, in Philadelphia.

HALL OF FAME QUICK HIT

- 1968** Art Donovan
- 1972** Gino Marchetti
- 1973** Raymond Berry
- 1973** Jim Parker
- 1975** Lenny Moore
- 1978** Weeb Ewbank
- 1979** John Unitas
- 1990** Ted Hendricks
- 1992** John Mackey
- 1997** Don Shula
- 1999** Eric Dickerson
- 2011** Marshall Faulk
- 2015** Bill Polian
- 2016** Tony Dungy
- 2016** Marvin Harrison

INDIANAPOLIS COLTS RING OF HONOR



ROBERT IRSAY Owner

Colts: 1972-1997, Inducted: 1996

- First inductee into the Colts Ring of Honor.
- Purchased the Los Angeles Rams in 1972 and traded the franchise to Carroll Rosenbloom for the Baltimore Colts in July of that year.
- Moved the Colts to Indianapolis on March 28, 1984.
- Under Irsay's ownership, the Colts reached the playoffs six times and claimed four division titles.
- Born on March 5, 1923, in Chicago.
- Passed away January 14, 1997.



BILL BROOKS WR 6-0 188 Boston

Colts: 1986-1992, Inducted: 1998

- First player inducted into the Colts Ring of Honor.
- Caught 411 passes for 5,818 yards and 28 touchdowns during his time with the Colts.
- Was the team's top receiver in five of his seven seasons with the Colts.
- Tallied six straight seasons (1986-1991) with 50-plus receptions.
- Totaled 65 receptions for a career-high 1,131 yards and eight touchdowns his rookie season, which all remain Colts rookie records.
- Recorded an 84-yard touchdown reception, which stands as the second-longest rookie reception in franchise history.
- Worked in the Colts front office following the completion of his playing career.
- Born on April 6, 1964, in Boston.



TED MARCHIBRODA Head Coach

Colts: 1975-1979, 1992-1995, Inducted: 2000

- First head coach inducted into the Colts Ring of Honor.
- Compiled a 71-67 (.514) record in nine years with the Colts.
- Clinched three AFC Eastern Division titles and four postseason appearances.
- Served as a radio color commentator for the Colts from 1999-2006.
- Born on March 15, 1931, in Franklin, Pa.
- Passed away January 16, 2016.



CHRIS HINTON G 6-4 300 Northwestern

Colts: 1983-1989, Inducted: 2001

- Second player inducted into the Colts Ring of Honor.
- Started 93-of-94 games during his seven seasons with the Colts.
- Earned six of his seven Pro Bowl selections as a member of the Colts.
- Helped block for four 1,000-yard Colts rushers.
- Born on July 31, 1961, in Chicago.

ADMINISTRATION

COACHING
STAFF

FOOTBALL
OPERATIONS

BUSINESS
OPERATIONS

PLAYERS

2016 SEASON
IN REVIEW

COLTS HISTORY

RECORDS

COLTS IN THE
COMMUNITY



INDIANAPOLIS COLTS RING OF HONOR

ADMINISTRATION

COACHING
STAFFFOOTBALL
OPERATIONSBUSINESS
OPERATIONS

PLAYERS

2016 SEASON
IN REVIEW

COLTS HISTORY

RECORDS

COLTS IN THE
COMMUNITY**JIM HARBAUGH**
QB 6-3 215 Michigan*Colts: 1994-1997, Inducted: 2005*

- Third player inducted into the Colts Ring of Honor.
- In 53 games (46 starts), completed 746-of-1,230 passes (60.7 percent) for 8,705 yards, 49 touchdowns and 26 interceptions for an 86.6 passer rating.
- Completed 61-of-119 passes for 688 yards, five touchdowns and three interceptions in four postseason games.
- Achieved career highs in touchdown passes (17), completion percentage (63.7) and passer rating (100.7) in 1995, which earned him Pro Bowl, Comeback Player of the Year and AFC Player of the Year honors.
- Born on December 23, 1963, in Toledo, Ohio.

**COLTS NATION****Fans***Colts: 1953-Present, Inducted: 2007*

- The best and loudest fans in the NFL.
- Enter the 2017 campaign with 13-straight sellout seasons.

**TONY DUNGY**
Head Coach*Colts: 2002-2008, Inducted: 2010*

- Second head coach inducted into the Colts Ring of Honor.
- Winnigest coach in Colts history with an 85-27 (.759) record over his seven seasons with the team.
- Led the Colts to victory in Super Bowl XLII, the team's second Super Bowl win in franchise history.
- Finished with 10-or-more wins and made the playoffs every year with the team.
- Captured five AFC South Division titles.
- Born on October 6, 1955, in Jackson, Mich.
- Inducted into the Pro Football Hall of Fame in 2016.

**MARVIN HARRISON**
WR 6-0 185 Syracuse*Colts: 1996-2008, Inducted: 2011*

- Fourth player inducted into the Colts Ring of Honor.
- Holds franchise career records for receptions (1,102), receiving yards (14,580), receiving touchdowns (128) and 100-yard receiving games (59).
- Also holds single-season club records for receptions (143 in 2002), receiving yards (1,722 in 2002), receiving touchdowns (15 in 2001 & 2004) and 100-yard receiving games (10 in 2002).
- Upon retirement, ranked second in the NFL in receptions, fourth in receiving yards and fifth in receiving touchdowns.
- Eight-time Pro Bowl and Associated Press All-Pro selection (1999-2006), two-time NFL receptions leader (2000, 2002) and receiving yards leader (1999, 2002).
- Member of the NFL All-Decade Team (2000-2009).
- Named AFC Offensive Player of the Month three times and AFC Offensive Player of the Week twice.
- Born on August 25, 1972, in Philadelphia.
- Inducted into the Pro Football Hall of Fame in 2016.

INDIANAPOLIS COLTS RING OF HONOR



EDGERRIN JAMES

RB 6-0 219 Miami (Fla.)

Colts: 1999-2005, Inducted: 2012

- Fifth player inducted into the Colts Ring of Honor.
- Holds franchise career records in rushing attempts (2,188), rushing yards (9,226), 100-yard rushing games (49) and rushing touchdowns (64).
- Also set club records for rushing yards in a season (1,709 in 2000) and in a game (219 on 10/15/00).
- Totaled 369 rushing attempts for 1,553 yards, 13 touchdowns and had 10 100-yard rushing games his rookie season, which all remain Colts rookie records.
- Four-time Pro Bowl (1999-2000, 2004-2005) selection.
- Member of the NFL All-Decade Team (2000-2009).
- Named NFL Rookie of the Month twice, AFC Offensive Player of the Month three times and AFC Offensive Player of the Week six times.
- Born on August 3, 1978, in Immokalee, Fla.



ERIC DICKERSON

RB 6-3 220 Southern Methodist

Colts: 1987-1991, Inducted: 2013

- Sixth player inducted into the Colts Ring of Honor.
- Totaled 1,258 rushing attempts for 5,194 yards and 32 touchdowns while adding 138 receptions for 1,082 yards and three touchdowns during his career with the Colts.
- Posted three consecutive 1,000-yard rushing seasons in his first three years with the team.
- In 1988, won the NFL rushing title after recording 1,659 yards to go along with 14 touchdowns. Claimed four NFL rushing titles during his NFL career (1983-86, 1988).
- Set an NFL single-season record with 2,105 rushing yards in 1984.
- Earned three of his six career Pro Bowls (1987-89) and two of his five career All-Pro (1987-88) selections during his time with the Colts.
- Ranks second in Colts history in career 100-yard rushing games (24), fourth in rushing attempts and yards and eighth in rushing touchdowns.
- Is the NFL's seventh leading rusher all-time and was inducted into the Pro Football Hall of Fame in 1999.
- Born on September 2, 1960, in Sealy, Texas.



MARSHALL FAULK

RB 5-10 211 San Diego State

Colts: 1994-1998, Inducted: 2013

- Seventh player inducted into the Colts Ring of Honor.
- During his five years with the Colts, compiled 1,389 carries for 5,320 yards and 42 touchdowns while adding 297 catches for 2,804 yards and nine touchdowns.
- Totaled 8,124 scrimmage yards and 51 total touchdowns with the Colts.
- Posted four 1,000-yard rushing seasons (1994-95, 1997-98) with the Colts, including one season (1998) with 2,000-plus scrimmage yards.
- Earned three of his seven career Pro Bowls (1994-95, 98) and three of his six career All-Pro (1994-95, 98) honors with the Colts.
- Was named the NFL Offensive Rookie of the Year in 1994, was a three-time NFL Offensive Player of the Year and was the NFL MVP in 2000.
- Ranks third in franchise history in career rushing attempts and yards and fourth in rushing touchdowns and 100-yard rushing performances (14).
- Is the first player in NFL history to gain 2,000 yards from scrimmage in four straight seasons (1998-2001) and the second to eclipse the 1,000-yard mark in both rushing and receiving in the same season (1999).
- Inducted into the Pro Football Hall of Fame in 2011.
- Born on February 26, 1973, in New Orleans.



JEFF SATURDAY

C 6-2 295 North Carolina

Colts: 1999-2011, Inducted: 2015

- Eighth player inducted into the Colts Ring of Honor.
- Spent 13 seasons with the Colts and competed in 197 games with 132 wins.
- Named to six career Pro Bowls (five with the Colts), was a two-time First Team All Pro (2005 and 2007) and was a three-time PFWA All-Conference choice (2005-07).
- With the Colts, appeared in the playoffs 11 times, won eight division titles and appeared in two Super Bowls.
- Was part of Indianapolis' fourth world championship with a victory over Chicago in Super Bowl XL1.
- Was part of a team that produced 115 wins from 2000-09, an NFL record for wins by a team in a single decade.
- Started 170 games with Peyton Manning as a quarterback-center duo, which is the most in NFL history. The duo posted a 120-50 record.
- Born on June 18, 1973, in Atlanta.

ADMINISTRATION

COACHING
STAFF

FOOTBALL
OPERATIONS

BUSINESS
OPERATIONS

PLAYERS

2016 SEASON
IN REVIEW

COLTS HISTORY

RECORDS

COLTS IN THE
COMMUNITY



INDIANAPOLIS COLTS RING OF HONOR

ADMINISTRATION

COACHING
STAFFFOOTBALL
OPERATIONSBUSINESS
OPERATIONS

PLAYERS

2016 SEASON
IN REVIEW

COLTS HISTORY


RECORDS

COLTS IN THE
COMMUNITY

BILL POLIAN

Colts: President (1998-2010), Vice Chairman (2011), Inducted: 2016

- Spent 14 seasons with the Indianapolis Colts.
- Won eight division championships, two conference championships and reached the Super Bowl twice with the Colts.
- With the Colts, earned the team's fourth world championship with a victory against Chicago in Super Bowl XLI.
- Was named *The Sporting News* Executive of the Year on two occasions with the Colts (1999 and 2009).
- Advanced to the postseason 11 times during a 12-year span and posted 10 or more wins in each of those playoff years.
- From 2000-09, the Colts produced 115 regular season wins, the most in a decade by any NFL club.
- Inducted into the Pro Football Hall of Fame in 2015.
- Born on December 8, 1942, in the Bronx, N.Y.




Eric Dickerson and Marshall Faulk were both inducted into the Colts Ring of Honor in 2013.

RETIRED COLTS JERSEYS



PEYTON MANNING
1998-2011




JOHN UNITAS
1956-1972



BUDDY YOUNG
1953-1955




LENNY MOORE
1956-1967




ART DONOVAN
1953-1961




JIM PARKER
1957-1967



RAYMOND BERRY
1955-1967



GINO MARCHETTI
1953-1964, 1966



ADMINISTRATION

COACHING
STAFF

FOOTBALL
OPERATIONS

BUSINESS
OPERATIONS

PLAYERS

2016 SEASON
IN REVIEW

COLTS HISTORY

RECORDS

COLTS IN THE
COMMUNITY



COLTS POSTSEASON GAMES

NFL CHAMPIONSHIP – DEC. 28, 1958 YANKEE STADIUM

BALTIMORE 23, NEW YORK 17 – Attendance 64,185. Quarterback John Unitas took the Colts 80 yards in 13 plays, the last a one-yard carry by Alan Ameche through the right side of the Giant line at 8:15 of “sudden death” overtime. The regulation game ended 17-17 when Baltimore’s Steve Myhra booted a 20-yard field goal seconds from the gun. It has been called “The Greatest Game Ever Played” and the 64,185 who watched it at Yankee Stadium agree.

	1	2	3	4	OT	F
Baltimore	0	14	0	3	6	23
New York	3	0	7	7	0	17



The Colts and Giants battle in “The Greatest Game Ever Played.”

NFL CHAMPIONSHIP – DEC. 27, 1959 BALTIMORE MEMORIAL STADIUM

BALTIMORE 31, NEW YORK 16 – Attendance 57,545. The Giants led 9-7 after three periods by virtue of three field goals by Pat Summerall, but Baltimore’s defensive backfield took charge in the final quarter, three times making interceptions that resulted in scores. Colts quarterback John Unitas scored one touchdown and passed for two before a home crowd of 57,545 in Memorial Stadium.

	1	2	3	4	F
New York	3	3	3	7	16
Baltimore	7	0	0	24	31

NFL CHAMPIONSHIP – DEC. 27, 1964 CLEVELAND STADIUM

CLEVELAND 27, BALTIMORE 0 – Attendance 79,544. Both teams drew blanks in the first half, but the Browns nailed down the World Championship with a 17-point third quarter. Quarterback Frank Ryan and fullback Jim Brown made the Cleveland attack click, as it rolled up 20 first downs to Baltimore’s 11 and outgained the Colts 339 to 181 yards. Ryan completed 11-of-18 passes for 206 yards and three touchdowns – all to end Gary Collins from distances of 18, 42 and 51 yards, while the brilliant Brown bulled for 114 yards on 27 shots as Cleveland controlled the ball.

	1	2	3	4	F
Baltimore	0	0	0	0	0
Cleveland	0	0	17	10	27

NFL WESTERN DIVISION PLAYOFF – DEC. 26, 1965 LAMBEAU FIELD

GREEN BAY 13, BALTIMORE 10 – Attendance 50,484. A courageous effort by the undermanned Colts was doomed by a

pair of Don Chandler field goals – one with 1:58 remaining from 22 yards to tie the score and a second of 25 yards to conclude 13:39 of “sudden death” action. The Colts had jumped ahead 7-0, after 21 seconds of play when Don Shinnick scooped up Bill Anderson’s fumble and trudged 25 yards to the end zone. They protected their edge tenaciously until the finish as Tom Matte went the route at quarterback, rushing for 57 yards and passing for 40. Zeke Bratkowski, subbing for the injured Bart Starr, completed 22-of-39 aerials for 248 yards. The Packers ran 81 plays to the Colts’ 59 and led in first downs, 23-9.

	1	2	3	4	OT	F
Baltimore	7	3	0	0	0	10
Green Bay	0	0	7	3	3	13

NFL PLAYOFF – DEC. 22, 1968 BALTIMORE MEMORIAL STADIUM

BALTIMORE 24, MINNESOTA 14 – Attendance 60,238. It was a cold, rainy day when the Colts won the Western Conference Championship. The Vikings provided some uncomfortable moments after the Colts obtained a big lead. It was not until late in the first half that the Colts were able to nab a 7-0 lead on Earl Morrall’s pass to Tom Mitchell after Willie Richardson’s diving catch of a 33-yard aerial put the ball at the three. John Mackey’s touchdown reception and Mike Curtis’ 60-yard return of a fumble made it 21-0 after three quarters. Vikings quarterback Joe Kapp fired touchdown passes to Bill Martin and Bill Brown before time expired.

	1	2	3	4	F
Minnesota	0	0	0	14	14
Baltimore	0	7	14	3	24

NFL CHAMPIONSHIP – DEC. 29, 1968 CLEVELAND STADIUM

BALTIMORE 34, CLEVELAND 0 – Attendance 80,628. After a scoreless first period, Baltimore’s Tom Matte scored two of his record-tying three touchdowns in a 17-point Colts second quarter. Meanwhile, the capacity crowd of 80,628 saw the Browns held scoreless for only the second time in the club’s history as the Colts registered their fourth shutout of the season.

	1	2	3	4	F
Baltimore	0	17	7	10	34
Cleveland	0	0	0	0	0

SUPER BOWL III – JAN. 12, 1969 MIAMI ORANGE BOWL

NEW YORK JETS 16, BALTIMORE 7 – Attendance 75,337. Jets quarterback Joe Namath “guaranteed” victory before the game, then led the AFL to its first Super Bowl victory after defeating a Baltimore team that had lost one-of-16 games all



Tom Matte

ADMINISTRATION

COACHING STAFF

FOOTBALL OPERATIONS

BUSINESS OPERATIONS

PLAYERS

2016 SEASON IN REVIEW

COLTS HISTORY

RECORDS

COLTS IN THE COMMUNITY

season. Namath completed 17-of-28 passes for 206 yards and directed a steady attack that dominated the NFL champions after the Jets defense had intercepted Colts quarterback Earl Morrall three times in the first half. The Jets had 337 total yards, including 121 yards rushing by Matt Snell. John Unitas, who had missed most of the season with a sore elbow, came off the bench and led Baltimore to its only touchdown late in the fourth quarter after New York led, 16-0.

	1	2	3	4	F
New York (AFL)	0	7	6	3	16
Baltimore (NFL)	0	0	0	7	7

AFC PLAYOFF – DEC. 26, 1970 BALTIMORE MEMORIAL STADIUM

BALTIMORE 17, CINCINNATI 0 – Attendance 51,127. John Unitas connected with touchdown passes to Roy Jefferson and Ed Hinton and led the Colts into the AFC title game by defeating Cincinnati. The Baltimore defense came through on a cold, windy day and limited Cincinnati to 63 yards rushing and 76 yards passing. Norm Bulaich picked up 116 yards on 25 carries. Jim O'Brien connected with a 44-yard field goal and missed one from the same distance. A 49-yard field goal try by Horst Muhlmann was blocked by Ray May. Mike Curtis made the game's only interception, picking off one of Virgil Carter's fourth quarter passes, to set up an eventual final Colts score.

	1	2	3	4	F
Cincinnati	0	0	0	0	0
Baltimore	7	3	0	7	17

AFC CHAMPIONSHIP – JAN. 3, 1971 BALTIMORE MEMORIAL STADIUM

BALTIMORE 27, OAKLAND 17 – Attendance 56,368. John Unitas' passing and play calling, and the running of rookie Norm Bulaich powered the Colts in the AFC Championship. Bulaich scored twice and Unitas picked up 245 yards on 11 completions, with his key one coming in the fourth quarter on a 68-yard touchdown reception by Ray Perkins out of a formation with four wide receivers. George Blanda threw touchdown passes to Fred Biletnikoff and Warren Wells but was intercepted three times. Ed Hinton caught five passes for 115 yards.

	1	2	3	4	F
Oakland	0	3	7	7	17
Baltimore	3	7	10	7	27

SUPER BOWL V – JAN. 17, 1971 MIAMI ORANGE BOWL

BALTIMORE 16, DALLAS 13 – Attendance 79,204. Colts rookie Jim O'Brien climaxed one of the zaniest professional football games ever played by lofting a 32-yard field goal through the



Jim O'Brien splits the uprights with five seconds remaining to seal the Colts first Super Bowl victory.

uprights with five seconds left to give Baltimore a 16-13 Super Bowl win. The game totaled 11 turnovers, which prevented a fluid, artistic performance but contributed to the drama of the contest. Dallas nearly put the game away early in the third period when, leading 13-6, the Cowboys recovered Jim Duncan's fumble on the second half kickoff and zipped to the Colts' two-yard line. Duane Thomas, however, fumbled on the next play. Rick Volk provided Baltimore with the opportunity to tie halfway through the fourth period when he intercepted Craig Morton on the Dallas 33 and returned it to the three-yard line. Tom Nowatzke scored and it was 13-13. Mike Curtis intercepted another Morton pass on the Dallas 41 in the final minute and ran it back to the 28-yard line. The Colts stopped the clock with nine seconds left and O'Brien made history. Morton's desperation pass on the final play of the game was intercepted by Jerry Logan.

	1	2	3	4	F
Baltimore (AFC)	0	6	0	10	16
Dallas (NFC)	3	10	0	0	13

AFC PLAYOFF – DEC. 26, 1971 CLEVELAND STADIUM

BALTIMORE 20, CLEVELAND 3 – Attendance 74,082. Don Nottingham, playing for the injured Norm Bulaich, scored two touchdowns and rushed for 92 yards, while Baltimore's strong defense dominated play in a 20-3 victory over the Browns. Jim O'Brien added two field goals for the Colts and Don Cockroft, who had two kicks blocked by Bubba Smith, produced Cleveland's only points. Rick Volk intercepted two of Bill Nelsen's passes and Charlie Stukes picked off a third. John Unitas blended the strong running of Nottingham with passes to his favorite target, tight end Tom Mitchell, who caught five balls for 73 yards.

	1	2	3	4	F
Baltimore	0	14	3	3	20
Cleveland	0	0	3	0	3

AFC CHAMPIONSHIP – JAN. 2, 1972 MIAMI ORANGE BOWL

MIAMI 21, BALTIMORE 0 – Attendance 75,629. The Colts, despite playing without starting running backs Norm Bulaich and Tom Matte, compiled 302 yards to Miami's 286, but were damaged by the Dolphins' big plays – Bob Griese's 75-yard touchdown pass to Paul Warfield in the first period and Dick Anderson's 62-yard interception return for a touchdown in the third quarter. Larry Csonka carried five yards for a fourth quarter touchdown for Miami. John Unitas completed 20-of-36 passes for 224 yards, but the Colts were shutout for the first time since Dec. 5, 1965.

	1	2	3	4	F
Baltimore	0	0	0	0	0
Miami	0	7	7	7	21

AFC PLAYOFF – DEC. 27, 1975 THREE RIVERS STADIUM

PITTSBURGH 28, BALTIMORE 10 – Attendance 49,053. The Colts kept the game close with the defending Super Bowl champions until the final period, even without the services of starting quarterback Bert Jones. Jones sustained a severe bruise to his throwing arm on the first offensive series and was unable to return until the fourth quarter. Backup Marty Domres generated a second quarter score with a five-yard touchdown toss to Glenn Doughty. The Colts trailed 14-10 after



ADMINISTRATION

COACHING STAFF

FOOTBALL OPERATIONS

BUSINESS OPERATIONS

PLAYERS

2016 SEASON IN REVIEW

COLTS HISTORY

RECORDS

COLTS IN THE COMMUNITY

three quarters before Pittsburgh's Terry Bradshaw scored on a two-yard run midway through the final period. Andy Russell iced the victory in the final two minutes when he returned a Jones fumble 93 yards.

	1	2	3	4	F
Baltimore	0	7	3	0	10
Pittsburgh	7	0	7	14	28

**AFC PLAYOFF – DEC. 19, 1976
BALTIMORE MEMORIAL STADIUM**

PITTSBURGH 40, BALTIMORE 14 – Attendance 60,020. The Colts were playing "catch-up" ball all afternoon as the Steelers struck early and often. On the third play of the game, Pittsburgh stunned the Colts defense with a 76-yard touchdown bomb from Terry Bradshaw to Frank Lewis. Baltimore countered with a first quarter Bert Jones touchdown pass to Roger Carr covering 17 yards, but it would be the Colts' only score until the final period. A 60-yard kickoff return by Theo Bell and a 50-yard Franco Harris run were key plays in building the Steelers' 26-7 halftime lead. The Pittsburgh offense amassed 526 total yards as Bradshaw threw for 264 and Harris picked up 132 on the ground.

	1	2	3	4	F
Pittsburgh	9	17	0	14	40
Baltimore	7	0	0	7	14

**AFC PLAYOFF – DEC. 24, 1977
BALTIMORE MEMORIAL STADIUM**

OAKLAND 37, BALTIMORE 31 – Attendance 60,763. In one of the longest football games ever played, the Colts and Raiders needed six quarters to decide their AFC playoff game. An Errol Mann 22-yard field goal with only 26 seconds left in regulation tied the game at 31. After a scoreless fifth quarter, Oakland ended the game when Ken Stabler hit Dave Casper for a 10-yard score. The lead changed hands nine times throughout the game. The Colts had some outstanding individual efforts in all facets of the game. Ron Lee came off the bench to rush for 46 yards and two touchdowns on 11 carries. Bruce Laird intercepted two passes and returned one 61 yards for a touchdown. Marshall Johnson raced 87 yards on a kickoff for a score.

	1	2	3	4	10T	20T	F
Oakland	7	0	14	10	0	6	37
Baltimore	0	10	7	14	0	0	31

**AFC PLAYOFF – JAN. 9, 1988
CLEVELAND STADIUM**

CLEVELAND 38, INDIANAPOLIS 21 – Attendance 79,838. In the team's first playoff game as a franchise in Indianapolis, the Colts and Browns traded first half touchdowns before Cleveland seized control with 17 unanswered second half points on the way to a 38-21 win. Cleveland held a slight edge (404-315) in net yards and held running back Eric Dickerson to 50 yards on 15 carries. Bernie Kosar was 20-of-31 for 229 yards and three scores, while Jack Trudeau hit 21-of-33 tosses for 251 yards and two touchdowns.

	1	2	3	4	F
Indianapolis	7	7	0	7	21
Cleveland	7	7	7	17	38

**AFC WILD CARD – DEC. 31, 1995
SAN DIEGO JACK MURPHY STADIUM**

INDIANAPOLIS 35, SAN DIEGO 20 – Attendance 61,182. The Colts posted their first playoff win since 1971 as Jim Harbaugh tossed two scoring passes and ran for a touchdown, while rookie Zack Crockett set a club playoff rushing mark with 147 yards on 13 carries. The Colts made the sixth lead change of the game stand when Harbaugh hit Sean Dawkins on a 42-yard touchdown pass late in the third quarter. Crockett, who tallied a 33-yard touchdown first half rush, burst for a 66-yard touchdown dash in the final quarter to decide the outcome. The Colts intercepted Stan Humphries four times. Crockett was one-of-12 Colts not born when the team last won a playoff game.

	1	2	3	4	F
Indianapolis	0	14	7	14	35
San Diego	3	7	7	3	20



Zach Crockett set the club's single-game playoff rushing record with 147 yards against San Diego.

**AFC PLAYOFF – JAN. 7, 1996
ARROWHEAD STADIUM**

INDIANAPOLIS 10, KANSAS CITY 7 – Attendance 77,594. The Colts topped the AFC top-seeded Chiefs, 10-7, when Lin Elliott's 42-yard field goal was wide left with 37 seconds remaining. Jim Harbaugh guided the club on a marathon 18-play, 77-yard second quarter march to tie the contest with a five-yard touchdown toss to Floyd Turner. The Colts pirated three Kansas City passes, one by Ashley Ambrose that set up a 30-yard Cary Blanchard third quarter field goal. Fourth quarter interceptions by Quentin Coryatt and Eugene Daniel helped spoil the Chiefs' 8-0 home mark. The game was played in 11 degree weather with a wind chill of -9 degrees. The win tied Ted Marchibroda with Don Shula as the then winningest head coach in club history.

	1	2	3	4	F
Indianapolis	0	7	3	0	10
Kansas City	7	0	0	0	7

**AFC CHAMPIONSHIP – JAN. 14, 1996
THREE RIVERS STADIUM**

PITTSBURGH 20, INDIANAPOLIS 16 – Attendance 61,062. In one of the most compelling AFC Championship Games, the Colts title bid ended when a Jim Harbaugh desperation end zone pass at the gun eluded the grasp of Aaron Bailey. The game stood 13-9 in Pittsburgh's favor in the final quarter when Harbaugh hit Floyd Turner on a 47-yard touchdown strike with 8:46 to go. Unable to run out the clock, the Colts punted to Pittsburgh with 3:03 remaining. Neil O'Donnell teamed with Ernie Mills on a 37-yard pass to the Colts one-yard line, where Bam Morris eventually scored with 1:34 left. Harbaugh marched the Colts from their 15-yard line to the Steelers 29 with five seconds left before his final pass fell incomplete.

	1	2	3	4	F
Indianapolis	3	3	3	7	16
Pittsburgh	3	7	3	7	20

AFC WILD CARD – DEC. 29, 1996**THREE RIVERS STADIUM**

PITTSBURGH 42, INDIANAPOLIS 14 – Attendance 58,078. Pittsburgh rushed for 231 yards and five touchdowns to eliminate the Colts from the playoffs, 42-14. Eugene Daniel's 59-yard interception return for a touchdown and Aaron Bailey's nine-yard touchdown reception from Jim Harbaugh (12-32-134, 1 TD/1 INT) gave the Colts a 14-13 halftime lead. Pittsburgh exploited Indianapolis on the ground, rolling to a 190-yard advantage. The game turned in the third quarter with a 91-yard touchdown drive by Pittsburgh. The Steelers tallied 21 points in the final quarter. It was the first time the Colts made the playoffs in consecutive seasons since 1975-77.

	1	2	3	4	F
Indianapolis	0	14	0	0	14
Pittsburgh	10	3	8	21	42

AFC DIVISIONAL – JAN. 16, 2000**RCA DOME**

TENNESSEE 19, INDIANAPOLIS 16 – Attendance 57,097. A 9-6 field goal struggle through 30 minutes turned to Tennessee's advantage early in the third quarter on Eddie George's (26-162, 1 TD) 68-yard touchdown rush. The Titans pushed the count to 19-9 on four Al Del Greco field goals, while the Colts were held in check on offense. Peyton Manning (19-42-227) scored on a 15-yard touchdown rush with 1:51 left, but the Colts could threaten no further. The Colts were out-rushed 197-78, and Manning was under pass rush pressure throughout the game. It was the club's first playoff game as hosts since 1977.

	1	2	3	4	F
Tennessee	0	6	7	6	19
Indianapolis	3	6	0	7	16

AFC WILD CARD – DEC. 30, 2000**PRO PLAYER STADIUM**

MIAMI 23, INDIANAPOLIS 17 – Attendance 73,193. Indianapolis surrendered a 14-0 lead in dropping a 23-17 overtime decision at Miami. Mike Vanderjagt hit field goals of 32, 26 and 50 yards, but missed from 49 yards 5:44 into overtime. Peyton Manning was 17-32-194, 1 TD and Edgerrin James was 21-107 rushing, but the Colts defense yielded 258 rushing yards. Lamar Smith's (40-209, 2 TDs) 17-yard touchdown rush 11:26 into overtime decided the contest.

	1	2	3	4	OT	F
Indianapolis	3	11	0	3	0	17
Miami	0	0	7	10	6	23

AFC WILD CARD – JAN. 4, 2003**GIANTS STADIUM**

NEW YORK JETS 41, INDIANAPOLIS 0 – Attendance 78,524. The Jets bolted to a 24-0 halftime lead and added 17 second half points to post a 41-0 win. Chad Pennington (19-25-222, 3 TDs) threw for three scoring passes, while LaMont Jordan was 20-102, 2 TDs. Peyton Manning was 14-31-137, 2 INTs, while the Colts rushed 14-52. Marvin Harrison was 4-47 receiving.

	1	2	3	4	F
Indianapolis	0	0	0	0	0
New York	7	17	10	7	41

AFC WILD CARD – JAN. 4, 2004**RCA DOME**

INDIANAPOLIS 41, DENVER 10 – Attendance 56,586. The Colts scored on their first seven possessions behind Peyton Manning (22-26-377, 5 TDs) to post the franchise's first home playoff win since 1971. Manning set the club playoff record for touchdown passes. He teamed with Marvin Harrison (46t, 23t) and Brandon Stokley (31t, 87t) on scoring plays. The Colts scored 31 first half points to spur the win.

	1	2	3	4	F
Denver	3	0	0	7	10
Indianapolis	14	17	10	0	41



Peyton Manning set the team's single-game playoff record with five touchdown passes against Denver.

AFC DIVISIONAL – JAN. 11, 2004**ARROWHEAD STADIUM**

INDIANAPOLIS 38, KANSAS CITY 31 – Attendance 79,159. Indianapolis scored on six-of-eight possessions to defeat Kansas City. Peyton Manning was 22-30-304, 3 TDs, while Edgerrin James was 26-125, 2 TDs rushing (11t, 1t). The Colts led throughout the contest, amassing 31 of their points in the first three quarters. Indianapolis netted 434 yards of offense and did not punt for the second consecutive playoff game. Marvin Harrison (6-98), Reggie Wayne (6-83, 1 TD; 19t) and Brandon Stokley (4-57, 1 TD; 29t) had big days. Priest Holmes rushed 24 times for 176 yards with two rushing touchdowns for the Chiefs.

	1	2	3	4	F
Indianapolis	14	7	10	7	38
Kansas City	3	7	14	7	31

AFC CHAMPIONSHIP – JAN. 18, 2004**GILLETTE STADIUM**

NEW ENGLAND 24, INDIANAPOLIS 14 – Attendance 68,436. New England opened up a 15-0 halftime lead in topping the Colts in the conference title bout. Adam Vinatieri booted field goals of 31, 25, 27, 21 and 34 yards to help provide the difference. Edgerrin James' two-yard touchdown run in the third quarter brought the Colts within eight points. Indianapolis scored on a seven-yard Marcus Pollard reception with 2:27 left, but one final Colts possession failed. New England sacked Peyton Manning four times and intercepted four passes in a contest played in snowy conditions and 32 degree weather.

	1	2	3	4	F
Indianapolis	0	0	7	7	14
New England	7	8	6	3	24



ADMINISTRATION

COACHING STAFF

FOOTBALL OPERATIONS

BUSINESS OPERATIONS

PLAYERS

2016 SEASON IN REVIEW

COLTS HISTORY

RECORDS

COLTS IN THE COMMUNITY

AFC WILD CARD – JAN. 9, 2005

RCA DOME

INDIANAPOLIS 49, DENVER 24 – Attendance 56,609. The Colts took a 35-3 halftime lead in beating Denver, 49-24. Peyton Manning (27-33-458, 4 TDs/1 INT), passed for 361 yards and three scores in the first half, while Reggie Wayne (10-221, 2 TDs; 35t, 43t) set the club's single-game playoff mark for reception yards. Indianapolis produced 396 of its 530 net yards in the opening half. Manning and Edgerrin James (18-63, 1 TD) had two of the club's three rushing touchdowns. The Colts 49 points established a club playoff record.

	1	2	3	4	F
Denver	0	3	14	7	24
Indianapolis	14	21	0	14	49

AFC DIVISIONAL – JAN. 16, 2005

GILLETTE STADIUM

NEW ENGLAND 20, INDIANAPOLIS 3 – Attendance 68,756. Controlling the ball for 37:43 of the contest, including 21 of the game's final 30 minutes, New England posted a 20-3 victory over the Colts. The Patriots gained a 6-3 halftime lead as Adam Vinatieri (24, 31) and Mike Vanderjagt (23) had second quarter field goals. Tom Brady (18-27-144, 1 TD) later guided 87 and 94-yard touchdown drives, aided by Corey Dillon (23-144). The Patriots defense forced three turnovers and limited the Colts to 46 rushing yards. Peyton Manning was 27-42-238, 1 INT, but New England amassed 210 rushing yards.

	1	2	3	4	F
Indianapolis	0	3	0	0	3
New England	0	6	7	7	20

AFC DIVISIONAL – JAN. 15, 2006

RCA DOME

PITTSBURGH 21, INDIANAPOLIS 18 – Attendance 57,449. Pittsburgh assumed a 7-0 lead on its first possession and grew the lead to 21-3 entering the fourth quarter, then withstood a late Colts charge to win 21-18. Indianapolis overcame a sluggish start to have a final chance to force overtime as Peyton Manning (22-38-290, 1 TD) marched the Colts back into contention. Manning hit Dallas Clark on a 50-yard touchdown pass early in the final period, then Edgerrin James tallied on a three-yard touchdown rush with 4:24 left to mount the charge. Nick Harper returned a late fumble 35 yards to give the Colts one final chance. The club moved to the Pittsburgh 28-yard line, but Mike Vanderjagt was wide right with a 46-yard field goal with 17 seconds remaining.

	1	2	3	4	F
Pittsburgh	14	0	7	0	21
Indianapolis	0	3	0	15	18

AFC WILD CARD – JAN. 6, 2007

RCA DOME

INDIANAPOLIS 23, KANSAS CITY 8 – Attendance 57,215. Indianapolis scored the initial 16 points and held Kansas City without a first down for the game's opening 42 minutes in posting a 23-8 win. Adam Vinatieri (48, 19, 50) hit three field goals and Joseph Addai (25-122, 1 TD) tallied on a six-yard touchdown burst before Peyton Manning (30-38-268, 1 TD/3 INTs) hit Reggie Wayne on a five-yard touchdown strike early in the fourth quarter. Indianapolis produced 4.0 sacks and three takeaways, while allowing 44 yards on 17 rushes. Indianapolis outgained Kansas City, 435-126, including 188-44 on the ground, marking the fewest net yards and rushing yards allowed in club playoff history.

	1	2	3	4	F
Kansas City	0	0	8	0	8
Indianapolis	6	3	7	7	23

AFC DIVISIONAL – JAN. 13, 2007

M&T BANK STADIUM

INDIANAPOLIS 15, BALTIMORE 6 – Attendance 71,162. Adam Vinatieri's five field goals (23, 42, 51, 38, 35) helped produce a 15-6 win at Baltimore. The Colts scored seven minutes into the game and moved to a 9-3 halftime lead in a contest they never trailed. Vinatieri's final field goal with 23 seconds remaining sealed the win, set a club playoff record and tied the league mark he already shared with six other kickers. Peyton Manning was 15-30-170, 2 INTs. Indianapolis had 100 rushing yards, while the Ravens amassed 83. A resilient Colts defense produced 2.0 sacks and four takeaways.

	1	2	3	4	F
Indianapolis	6	3	3	3	15
Baltimore	0	3	0	3	6

AFC CHAMPIONSHIP – JAN. 21, 2007

RCA DOME

INDIANAPOLIS 38, NEW ENGLAND 34 – Attendance 57,433. Erasing an 18-point deficit with a 32-point second half flurry, the Colts captured the AFC Championship, 38-34, over New England. Peyton Manning (27-47-349, 1 TD/INT) scored on a one-yard touchdown rush, tossed a one-yard touchdown pass and guided the club to 17 fourth quarter points. Indianapolis had 455 net yards, with second half scoring drives of 76, 76, 67, 59 and 80 yards. Joseph Addai's three-yard touchdown rush with 1:00 left was the winning score. Adam Vinatieri hit field goals of 42, 26 and 36 yards, while Jeff Saturday (fumble recovery) and Dan Klecko (one-yard touchdown reception) scored touchdowns. New England bolted to a 21-3 lead before the Colts produced the largest championship game comeback in NFL Super Bowl-era history. Indianapolis tied the contest at 21-21, 28-28 and 31-31 during the comeback.

	1	2	3	4	F
New England	7	14	7	6	34
Indianapolis	3	3	15	17	38



The Colts produced the largest championship game comeback in NFL Super Bowl era history with a 38-34 win against New England.

SUPER BOWL XLI – FEB. 4, 2007

DOLPHIN STADIUM

INDIANAPOLIS 29, CHICAGO 17 – Attendance 74,512. The Colts earned a fourth World Championship in besting Chicago in Super Bowl XLI, 29-17. The Colts overcame a 14-6 second quarter deficit. Led by Peyton Manning (25-38-247, 1 TD/INT), a rushing attack that produced 191 yards and a defense that surrendered only 11 first downs and 265 net yards while helping produce five turnovers, the Colts outscored the Bears 23-3 over the game's final 41 minutes. Manning hit Reggie Wayne (2-61, 1 TD; 53t) for the club's first score. Dominic Rhodes tallied on a one-yard touchdown rush in the second quarter, and Indianapolis did not relinquish the lead. Adam Vinatieri added field goals of 29, 24 and 20 yards, then Kelvin Hayden's 56-yard touchdown interception return early in the fourth quarter provided the final points. Manning earned Most Valuable Player honors, becoming the first Colts Super Bowl MVP. Addai (10-66) set a then Super Bowl reception mark for a running back.

	1	2	3	4	F
Indianapolis	6	10	6	7	29
Chicago	14	0	3	0	17



The Colts defeated Chicago in Super Bowl XLI for the team's fourth World Championship.

AFC DIVISIONAL – JAN. 13, 2008

RCA DOME

SAN DIEGO 28, INDIANAPOLIS 24 – Attendance 56,950. In a contest featuring six lead changes, San Diego took a 28-24 Divisional Playoff victory over Indianapolis. The Chargers were directed by Philip Rivers (14-19-264, 3 TDs/1 INT) for the first three quarters and by Billy Volek (3-4-48/3(-), 1 TD rushing) for the final quarter. Volek's score proved to be the decisive tally. Peyton Manning was 33-48-402, 3 TDs/2 INTs, teaming on scoring plays with Reggie Wayne (7-76, 1 TD; 9t), Anthony Gonzalez (4-79, 1 TD; 55t) and Dallas Clark (6-95, 1 TD; 25t). Indianapolis suffered turnovers at the San Diego 22-, 11- and two-yard lines, and failed to convert a possession inside the 10 in the final three minutes.

	1	2	3	4	F
San Diego	0	7	14	7	28
Indianapolis	7	3	7	7	24

AFC WILD CARD – JAN. 3, 2009

QUALCOMM STADIUM

SAN DIEGO 23, INDIANAPOLIS 17 – Attendance 68,082. San Diego tied the contest on a 26-yard field goal in the final minute of regulation, then scored on an overtime-opening possession to top Indianapolis, 23-17. Darren Sproles produced 328 total yards (23-105, 2 TDs rushing; 9t, 22t/5-45 receiving/4-106 KOR/3-72 PR), and his second rushing touchdown settled the outcome. Peyton Manning was 25-42-310, 1 TD, combining with Dallas Clark (7-33), Anthony Gonzalez (6-97) and Reggie Wayne (4-129, 1 TD; 72t) to help keep the Colts in the hunt.

Mike Scifres was 6-52.7, (six inside the 20) for the Chargers. Two first half boots pinned the Colts deep and resulted in short touchdown drives. His final kick to the Colts one in the last three minutes set the stage for the tying score. Manning joined quarterback Brett Favre, Dan Marino, John Elway and Joe Montana as the only players with 40,000-plus regular season and 4,000-plus playoff passing yards.

	1	2	3	4	OT	F
Indianapolis	7	3	7	0	0	17
San Diego	0	14	0	3	6	23

AFC DIVISIONAL – JAN. 16, 2010

LUCAS OIL STADIUM

INDIANAPOLIS 20, BALTIMORE 3 – Attendance 67,535. Breaking a 3-3 tie with 14 points in the final two minutes of the second quarter, Indianapolis produced a 20-3 victory over Baltimore. The Colts and Ravens traded field goals on their first possessions in a game where touchdowns were at a premium. Peyton Manning was 30-44-246, 2 TDs/1 INT, teaming with Austin Collie (4-52, 1 TD; 10t) and Reggie Wayne (8-63, 1 TD; 3t) for the scores that gave the Colts a cushion. Collie's score broke the tie, while Wayne's scoring reception came with three seconds left in the first half as the Colts built a 17-3 lead. Matt Stover opened the game with a 44-yard field goal, and his 33-yard boot early in the fourth quarter provided the final points. Indianapolis forced four takeaways in the second half to earn the win. Reggie Wayne became the 11th player with 1,000-plus playoff reception yards. Indianapolis limited the potent Baltimore rushing attack to 87 yards. The attendance of 67,535 set a franchise record.

	1	2	3	4	F
Baltimore	3	0	0	0	3
Indianapolis	3	14	0	3	20

AFC CHAMPIONSHIP – JAN. 24, 2010

LUCAS OIL STADIUM

INDIANAPOLIS 30, NEW YORK JETS 17 – Attendance 67,650. Erasing an 11-point second quarter deficit by scoring the game's final 24 points, Indianapolis earned a 30-17 victory over the New York Jets in the AFC Championship Game. The Jets bolted to a 17-6 lead, but the Colts cut it to 17-13 just prior to the half. Then Indianapolis tallied 17 second half points to produce the victory. Peyton Manning was 26-39-377, 3 TDs, teaming with Pierre Garcon (11-151, 1 TD; 4t) and Austin Collie (7-123, 1 TD; 16t) on the majority of his completions. Dallas Clark (4-35, 1 TD) tallied on a 15-yard touchdown pass midway through the fourth quarter to give the club a 10-point lead, and the final of three Matt Stover field goals (25, 19, 21) with 2:29 to play marked the game's final points. Manning produced his seventh career 300-plus passing playoff game. This marked the fourth time the club had two 100-plus receivers in a playoff game. Jim Caldwell became the fifth rookie head coach to reach the Super Bowl. The attendance of 67,650 set a franchise record. The Colts qualified for their fourth Super Bowl (III, V, XLI, XLIV), with all four of those contests played in Miami.

	1	2	3	4	F
New York	0	17	0	0	17
Indianapolis	0	13	7	10	30

SUPER BOWL XLIV – FEB. 7, 2010

SUN LIFE STADIUM

NEW ORLEANS 31, INDIANAPOLIS 17 – Attendance 74,059. Scoring the first 10 points of the game and with a chance to tie matters in the waning minutes, Indianapolis fell to New Orleans in Super Bowl XLIV, 31-17, at Sun Life Stadium in



ADMINISTRATION

COACHING STAFF

FOOTBALL OPERATIONS

BUSINESS OPERATIONS

PLAYERS

2016 SEASON IN REVIEW

COLTS HISTORY

RECORDS

COLTS IN THE COMMUNITY

Miami Gardens, Fla. The Colts bolted to a 10-0 first quarter advantage on 53 and 96-yard scoring drives, the second one ending on a 19-yard touchdown pass from Peyton Manning (31-45-333, 1 TD/INT) to Pierre Garcon (5-66, 1 TD). New Orleans cut the halftime deficit with two second quarter field goals by Garrett Hartley (46, 44, 47), with the 44-yarder coming at the gun. After recovering a second half-opening outside kick, Drew Brees (32-39-288, 2 TDs) hit Pierre Thomas on a 16-yard touchdown pass for a 13-10 Saints lead. Joseph Addai (13-77, 1 TD) tallied on a four-yard touchdown rush as the Colts took a 17-13 lead midway through the third quarter. Hartley's third boot later in the quarter cut the margin to 17-16. Brees hit Jeremy Shockey on a two-yard touchdown pass, and his two-point pass to Lance Moore with 5:42 left in the game gave New Orleans a 24-17 lead. A final Colts chance to square the title contest ended with Tracy Porter's 74-yard interception return for a touchdown with 3:12 left. Manning recorded his eighth career 300-plus passing postseason game. Super Bowl XLIV generated an average of 106.5 million viewers to become the most watched program in United States history. The contest was seen by an estimated 153.4 million viewers.

	1	2	3	4	F
New Orleans	0	6	10	15	31
Indianapolis	10	0	7	0	17

AFC WILD CARD – JAN. 8, 2011 LUCAS OIL STADIUM

NEW YORK JETS 17, INDIANAPOLIS 16 – Attendance 65,332. A low-scoring, seesaw battle was settled at the final gun as Nick Folk booted a 32-yard field goal as the New York Jets topped the Colts, 17-16. Indianapolis earned 7-0, 10-7 and 16-14 leads, with the final one coming with 53 seconds remaining on Adam Vinatieri's 50-yard field goal. Peyton Manning was 18-26-225 passing, finding Pierre Garcon (5-112, 1 TD; 57) for the first score. LaDainian Tomlinson (16-82, 2 TDs) had two second half one-yard touchdown rushes, tying the contest, then giving New York a 14-10 lead with 9:59 left. Vinatieri hit two other field goals (47, 32) and cut the deficit to 14-13 with 4:37 to go. The Jets rushed 38-169, while the Colts were 27-93.

	1	2	3	4	F
New York	0	0	7	10	17
Indianapolis	0	7	3	6	16

AFC WILD CARD – JAN. 6, 2013 M&T BANK STADIUM

BALTIMORE 24, INDIANAPOLIS 9 – Attendance 71,379. The Colts fell to the Baltimore Ravens by a 24-9 margin in an AFC Wild Card Playoff meeting at M&T Bank Stadium. Andrew Luck completed 28-of-54 passes for 288 yards and became the first quarterback selected No. 1 overall to start a postseason game as a rookie. Luck compiled the second-most passing yards by a rookie quarterback in a playoff game and set an NFL record for passing attempts (54) by a rookie in a single postseason game. Reggie Wayne led the team in receiving with nine catches for 114 yards. With nine catches, he improved to second all-time in postseason career receptions (92) and fourth in postseason career receiving yards (1,242). The Colts kept the game close at halftime as two Adam Vinatieri field goals cut Baltimore's lead to 10-6. Big plays held the Ravens momentum in the second half, however, as Dennis Pitta and Anquan Boldin each recorded touchdown receptions for 20 and 18 yards, respectively. Boldin led both teams in receiving with 145 yards while Bernard Pierce logged 103 rushing yards. Defensively for the Colts, Robert Mathis notched sack number 4.5 in his postseason career, while contributing with seven tackles.

	1	2	3	4	F
Indianapolis	0	6	3	0	9
Baltimore	0	10	7	7	24

AFC WILD CARD – JAN. 4, 2014 LUCAS OIL STADIUM

INDIANAPOLIS 45, KANSAS CITY 44 – Attendance 63,551. After falling behind by 28 points in the second half of play, the Colts recorded the second-largest comeback in NFL postseason history, completing a 45-44 victory against Kansas City in a Wild Card meeting. The two teams combined for 1,049 net yards, which set a new NFL postseason mark while the 536 net yards from the Colts set a franchise postseason record. Quarterback Andrew Luck threw for 443 yards and four touchdowns in the win. Down 28 points, Luck rallied Indianapolis to three touchdowns in a nine-minute span in the third quarter to bring the team within 10 points of the Chiefs lead. Luck then recovered a fumble for a five-yard touchdown prior to finding wide receiver T.Y. Hilton for the 64-yard game-winning touchdown with 4:21 remaining in the fourth quarter. Luck's passing yardage and touchdown total both rank as the second-highest marks in franchise postseason history. Wide receiver T.Y. Hilton tallied a career-day with 13 catches for 224 yards and two touchdowns. His 13 catches tied for the second-most in an NFL postseason game and his 224 yards ranked as the third-most in league postseason annals. Running back Donald Brown contributed with a rushing and receiving touchdown and became the first Colts player with a rushing and receiving score in a playoff game in the Super Bowl era. Defensively, Robert Mathis contributed with a sack-forced fumble to go along with three tackles.

	1	2	3	4	F
Kansas City	10	21	10	3	44
Indianapolis	7	3	21	14	45



Quarterback Andrew Luck led the Colts to the second-largest comeback in NFL postseason history with a Wild Card victory against Kansas City.

AFC DIVISIONAL – JAN. 11, 2014 GILLETTE STADIUM

NEW ENGLAND 43, INDIANAPOLIS 22 – Attendance 68,756. Indianapolis' 2013 season came to a close after the Colts fell to the New England Patriots in an AFC Divisional Playoff meeting, 43-22. The Patriots jumped out to an early 14-0 lead after LeGarrette Blount found the end zone on back-to-back drives. Blount led both teams in rushing with 166 yards and four touchdowns. The Colts found the scoreboard in the first quarter when wide receiver LaVon Brazill hauled in his first of two touchdowns from quarterback Andrew Luck. Following Blount's third score of the game in the second quarter, Indianapolis tallied eight unanswered points on two Adam Vinatieri field goals and a safety. The 21-15 deficit was as close as the Colts would get as Patriots running back Stevan Ridley tallied two rushing touchdowns and

Blount added his fourth score of the contest in the second half en route to a 21-point victory. Luck completed 20-of-41 passes for 331 yards, two touchdowns and four interceptions for a 53.0 passer rating. Wide receiver T.Y. Hilton led the team in receiving with four catches for 103 yards and Brazill finished with two receptions for 73 yards and two touchdowns.

	1	2	3	4	F
Indianapolis	7	5	10	0	22
New England	14	7	8	14	43

AFC WILD CARD – JAN. 4, 2015 LUCAS OIL STADIUM

INDIANAPOLIS 26, CINCINNATI 10 – Attendance 63,385. The Colts advanced to the AFC Divisional Playoff round with a 26-10 victory over the Cincinnati Bengals at Lucas Oil Stadium. Following a 13-10 halftime advantage, Indianapolis notched 13 unanswered second half points and the defense held the Bengals to five consecutive three-and-outs. The Colts offense totaled their third-highest single-game postseason net yardage total (482 yards) as Andrew Luck completed 31-of-44 passes for 376 yards and one touchdown for a 104.0 passer rating. Luck gave Indianapolis a 20-10 lead when he found Donte Moncrief for a 36-yard touchdown in the third quarter. Adam Vinatieri contributed with 14 points, which is the third-most by a player in a single postseason game in Colts history. His four field goals made were the second-most by a kicker in Colts postseason history and he set the team record for the longest field goal in a postseason game with his 53-yard conversion in the fourth quarter. Daniel Herron tied the team record for receptions for a running back in a postseason contest (10) while T.Y. Hilton recorded his third career postseason game with 100-plus receiving yards (103). Defensively, Jerrell Freeman led the team in tackles while adding 1.5 sacks and one forced fumble.

	1	2	3	4	F
Cincinnati	7	3	0	0	10
Indianapolis	7	6	10	3	26



The Colts offense posted 482 yards in a win against Cincinnati.

AFC DIVISIONAL – JAN. 11, 2015 SPORTS AUTHORITY FIELD AT MILE HIGH

INDIANAPOLIS 24, DENVER 13 – Attendance 76,867. Indianapolis advanced to the AFC Championship Game following a 24-13 victory over the Denver Broncos at Sports Authority Field at Mile High. The win snapped a three-game playoff road losing streak, which dated back to 2006. Denver scored a touchdown on its opening offensive drive of the game, however the Colts defense countered by holding the Broncos to three punts and one fumble on their next four possessions. Indianapolis posted back-to-back touchdown drives in the second quarter en route to a 14-10 halftime lead. Daniel Herron found the end zone on a six-

yard rush followed by Andrew Luck's first touchdown pass of the game to Dwayne Allen (three yards). Luck then opened the third quarter with a 15-yard touchdown pass to Hakeem Nicks, giving the Colts a 21-10 advantage. Indianapolis' defense only allowed one second half field goal and limited Denver to 288 net yards in the victory. Luck finished the game having completed 27-of-43 passes for 265 yards, two touchdowns and two interceptions for a 76.2 passer rating. Herron led the team with 23 carries for 63 yards while adding eight receptions for 32 yards. Defensively, Vontae Davis contributed with a postseason career-high five passes defended.

	1	2	3	4	F
Indianapolis	0	14	7	3	24
Denver	7	3	0	3	13

AFC CHAMPIONSHIP – JAN. 18, 2015 GILLETTE STADIUM

NEW ENGLAND 45, INDIANAPOLIS 7 – Attendance 68,756. Indianapolis' season came to an end in the AFC Championship Game following a 45-7 defeat against the New England Patriots at Gillette Stadium. The Patriots took a 14-0 lead in the first quarter scoring touchdowns on their second and third possessions of the game. Following a D'Qwell Jackson interception, the Colts drove 73 yards in 10 plays and cut the score to 14-7 after a Zurlon Tipton one-yard touchdown run. That's as close as Indianapolis would get as the defense surrendered four consecutive touchdown drives in the second half, two of which were capped by running back LeGarrette Blount. Blount finished the game with 148 rushing yards and three touchdowns. For the Colts, Andrew Luck completed 12-of-33 passes for 126 yards, no touchdowns and two interceptions. Daniel Herron led the team with 10 rushes for 51 yards (5.1 avg.) with a long rush of 17 yards. He added two receptions for 11 yards. In three postseason contests in 2015, he totaled 20 receptions which ranks as the fourth-most catches by a Colt in a single postseason in franchise history. Following his lone extra point of the game, Adam Vinatieri set a then NFL record with his 30th career postseason game played surpassing Jerry Rice's mark of 29 games.

	1	2	3	4	F
Indianapolis	0	7	0	0	7
New England	14	3	21	7	45



ALL-TIME HONORS

ALL-PRO AND ALL-NFL TEAMS

(BOLD designates first-team)

LEGEND:

AP-Associated Press CPFN-College and Pro Football Newsweekly FD-Football Digest FN-Football News
 HOF-Pro Football Hall of Fame NEA-Newspaper Enterprise Association NYN-New York (Daily) News PFW-Pro Football Weekly
 PFWA-Pro Football Writer's Assn. SI-Sports Illustrated SN-Sporting News UPI-United Press International USA-USA Today

1950

WR-Paul Salata AP
 HB-Billy Stone AP

1953

LB-Alex Agase AP, UPI
 OG-Dick Barwegan AP
 C-Brad Ecklund NYN
 HB-Tom Keane AP, UPI, NYN
 OG-Bill Lange NYN
 DB-Bert Rechichar UPI, NYN, AP
 RB-George Taliaferro AP

1954

DT-Art Donovan AP, UPI, NYN, SN
 HB-Tom Keane UPI
 DE-Gino Marchetti AP, UPI
 DB-Bert Rechichar UPI

1955

RB-Alan Ameche AP, UPI, SN, NYN, NEA
 LB-Joe Campanella AP
 DT-Art Donovan AP, UPI, NEA, SN, NYN
 DT-Tom Finnin AP
 DE-Gino Marchetti NEA, NYN, AP
 DB-Bert Rechichar NEA, NYN, UPI, AP
 QB-George Shaw AP
 C-Dick Szymanski UPI, NYN, AP

1956

RB-Alan Ameche AP, NYN, NEA
 DT-Art Donovan AP, NEA, NYN, UPI
 DE-Gino Marchetti NEA, NYN, AP, UPI
 RB-Lenny Moore NYN

1957

WR-Raymond Berry AP
 DB-Milt Davis AP, UPI, NYN
 DT-Art Donovan AP, UPI, NEA, NYN
 DE-Gino Marchetti AP, NEA, UPI, NYN
 RB-Lenny Moore UPI, NEA
 TE-Jim Mutscheller UPI, NEA, NYN
 OG-Art Spinney NYN
 QB-John Unitas NEA, AP, UPI, NYN

1958

RB-Alan Ameche AP, UPI, NYN, NEA
 WR-Raymond Berry AP, UPI, NEA, NYN
 DT-Art Donovan NYN, UPI, AP, NEA
 DT-Gene Lipscomb AP, UPI, NEA, NYN
 DE-Gino Marchetti AP, NEA, UPI, NYN
 RB-Lenny Moore AP, UPI, NEA, NYN
 DB-Andy Nelson NYN, AP, UPI, NEA
 OT-Jim Parker AP, UPI, NEA, NYN
 LB-Bill Pellington NEA
 OG-Alex Sandusky UPI
 OG-Art Spinney AP, UPI, NEA
 DB-Carl Taseff AP, UPI
 QB-John Unitas NEA, AP, UPI, NYN

1959

RB-Alan Ameche AP, NYN
 WR-Raymond Berry AP, UPI, NEA, NYN
 DB-Milt Davis NEA, UPI, NYN
 DT-Gene Lipscomb AP, UPI, NYN, NEA
 DE-Gino Marchetti AP, NEA, UPI, NYN
 RB-Lenny Moore AP, NEA, NYN, UPI
 DB-Andy Nelson NYN, UPI
 OT-Jim Parker AP, UPI, NEA, NYN
 LB-Bill Pellington NEA
 LB-Don Shinnick UPI
 OG-Art Spinney UPI, NYN, AP, NEA
 DB-Carl Taseff UPI
 QB-John Unitas NEA, AP, UPI, NYN

1960

WR-Raymond Berry AP, UPI, NEA, NYN, NYN, UPI
 DE-Ordell Braase AP
 DT-Art Donovan AP
 DT-Gene Lipscomb NEA, NYN, UPI
 DE-Gino Marchetti AP, NEA, UPI, NYN
 RB-Lenny Moore AP, UPI, NEA, NYN
 DB-Andy Nelson UPI, NEA
 C-Buzz Nutter UPI
 OT-Jim Parker AP, UPI, NEA, NYN
 LB-Bill Pellington NEA, UPI
 DB-John Sample NYN
 LB-Don Shinnick UPI
 OG-Art Spinney NEA, UPI
 QB-John Unitas UPI, NYN, NEA

1961

WR-Raymond Berry NEA, UPI
 DE-Gino Marchetti AP, NEA, UPI, NYN
 RB-Lenny Moore AP, UPI, NEA, NYN
 OT-Jim Parker AP, NEA, NYN, UPI
 LB-Bill Pellington NEA

1962

DB-Bobby Boyd UPI, NEA
 DE-Gino Marchetti AP, NEA, UPI, FN
 DB-Andy Nelson UPI
 OT-Jim Parker AP, NEA, FN, UPI
 LB-Bill Pellington UPI, NEA
 LB-Don Shinnick UPI

1963

WR-Raymond Berry AP, UPI
 DB-Bobby Boyd AP
 TE-John Mackey UPI
 DE-Gino Marchetti NEA, NYN, AP, UPI
 OT-Jim Parker AP, NEA, UPI, NYN
 LB-Don Shinnick AP
 C-Dick Szymanski AP
 QB-John Unitas AP, UPI, NYN, NEA

1964

WR-Raymond Berry UPI
 DB-Bobby Boyd AP, UPI, NEA, NYN, FN
 DE-Ordell Braase UPI
 DB-Jerry Logan UPI
 DE-Gino Marchetti AP, NEA, UPI, NYN, FN

ADMINISTRATION

COACHING STAFF

FOOTBALL OPERATIONS

BUSINESS OPERATIONS

PLAYERS

2016 SEASON IN REVIEW

COLTS HISTORY

RECORDS

COLTS IN THE COMMUNITY

1964 (cont)
 RB-Lenny Moore **AP, UPI, NEA, NYN, FN**
 OT-Jim Parker **AP, UPI, NEA, NYN, FN**
 LB-Bill Pellington **NEA, AP, UPI**
 OT-George Preas **AP, UPI, NEA**
 OG-Alex Sandusky **AP, UPI, NEA, NYN**
 LB-Steve Stonebreaker **UPI, NYN**
 C-Dick Szymanski **AP, UPI**
 QB-John Unitas **NEA, AP, UPI, NYN, FN**
 OT-Bob Vogel **NEA, UPI**

1965
 WR-Raymond Berry **NEA, AP, NYN**
 DB-Bobby Boyd **AP, UPI, NEA, NYN, FN**
 DE-Ordell Braase **NEA, NYN, UPI**
 LB-Dennis Gaubatz **FN, UPI**
 TE-John Mackey **AP, UPI**
 WR-Jimmy Orr **AP, NEA, UPI, NYN**
 OT-Jim Parker **AP, UPI, NEA, NYN, FN**
 OG-Alex Sandusky **UPI**
 LB-Steve Stonebreaker **NYN, UPI, NEA**
 C-Dick Szymanski **AP, UPI**
 QB-John Unitas **NEA, AP, UPI, NYN**
 OT-Bob Vogel **NEA, NYN, AP, UPI**

1966
 WR-Raymond Berry **UPI**
 DB-Bobby Boyd **UPI, PFWA, AP, NYN**
 DE-Ordell Braase **NEA, AP, UPI**
 TE-John Mackey **AP, UPI, NEA, NYN, PFWA**
 OT-Jim Parker **NYN, UPI**
 OT-Bob Vogel **UPI**

1967
 DB-Bobby Boyd **FN, UPI**
 DE-Ordell Braase **NYN, AP, UPI, NEA, FN**
 TE-John Mackey **AP, NEA, NYN, UPI, FN**
 DT-Fred Miller **NEA**
 WR-Willie Richardson **AP, UPI, NEA, NYN, NEA**
 C-Dick Szymanski **FN**
 QB-John Unitas **NEA, AP, UPI, NYN, FN**
 OT-Bob Vogel **NEA**
 DB-Rick Volk **FN**

1968
 DB-Bobby Boyd **AP, UPI, NYN, FN, PFWA**
 LB-Mike Curtis **AP, UPI, NYN, FN, PFWA, PFW, NEA**
 DB-Jerry Logan **PFWA**
 TE-John Mackey **AP, UPI, NEA, NYN, PFWA, FN, PFW**
 DT-Fred Miller **UPI, NYN, PFWA**
 QB-Earl Morrall **AP, UPI, NEA, NYN, FN, PFWA**
 OG-Glenn Ressler **NYN, FN**
 WR-Willie Richardson **PFWA**
 DT-Billy Ray Smith **AP**
 DE-Bubba Smith **AP, UPI, NYN, PFWA**
 OT-Bob Vogel **NYN, UPI, FN, PFWA, AP, NEA**
 DB-Rick Volk **NEA, PFWA, UPI**

1969
 C-Bill Curry **AP, UPI, PFW**
 LB-Mike Curtis **NEA, NYN**
 P-David Lee **HOF, PFWA, NEA, PFW**
 RB-Tom Matte **NEA, PFW**
 OT-Bob Vogel **UPI, NYN**
 DB-Rick Volk **NEA**

1970
 P-David Lee **PFWA**
 DE-Bubba Smith **FN, PFWA**

1971
 C-Bill Curry **NEA, FN, PFWA**
 LB-Mike Curtis **FN**
 LB-Ted Hendricks **AP, NEA, FN, PFWA, PFW**
 DE-Bubba Smith **FN, AP, NEA, PFWA, PFW**
 DB-Rick Volk **NEA, PFWA, AP**



Jim Parker

1972
 LB-Ted Hendricks **AP, NEA**

1973
 LB-Ted Hendricks **NEA**

1974
 LB-Mike Curtis **FN**

1975
 DE-Fred Cook **NYN**
 DE-John Dutton **AP, FN, PFWA**
 OT-George Kunz **AP, FN, PFW, PFWA**
 RB-Lydeell Mitchell **CPFN**
 LB-Stan White **FN**

1976
 WR-Roger Carr **NYN, AP, PFWA, NEA**
 DE-John Dutton **AP, NYN, PFWA**
 DT-Joe Ehrmann **PFWA**
 QB-Bert Jones **AP, PFWA, NEA, FN, NYN**
 OT-George Kunz **PFWA, AP, NEA**
 K-Toni Linhart **NYN**
 RB-Lydeell Mitchell **AP, NYN**

1977
 DT-Mike Barnes **SN, NYN**
 DB-Lyle Blackwood **AP**
 QB-Bert Jones **AP, NEA**
 OT-George Kunz **AP, NEA**
 RB-Lydeell Mitchell **AP**
 LB-Stan White **NYN**

1983
 K-Raul Allegre **FD, NEA**
 P-Rohn Stark **AP, FD, NEA**

1984
 LB-Vernon Maxwell **CPFN**
 P-Rohn Stark **NEA, CPFN**

1985
 C-Ray Donaldson **AP**
 OT-Chris Hinton **NYN, AP, NEA, FD**
 P-Rohn Stark **NEA, AP**

1986
 C-Ray Donaldson **AP**
 OT-Chris Hinton **AP**
 P-Rohn Stark **NEA, CPFN, AP**



ADMINISTRATION

COACHING STAFF

FOOTBALL OPERATIONS

BUSINESS OPERATIONS

PLAYERS

2016 SEASON IN REVIEW

COLTS HISTORY

RECORDS

COLTS IN THE COMMUNITY

	1987
K-Dean Biasucci LB-Duane Bickett RB-Eric Dickerson	USA, AP, NEA, CPFN, FD USA, AP, NEA AP, PFWA, NEA, SN, CPFN, USA, FD, PFW
C-Ray Donaldson OT-Chris Hinton LB-Cliff Odum OG-Ron Solt	NYN, AP, NEA, FD SN, FD, CPFN CPFN NEA, CPFN, FD, AP

	1988
K-Dean Biasucci LB-Duane Bickett RB-Eric Dickerson	SN, NYN, AP AP AP, PFWA, NEA, SN, USA, FD, PFW, CPFN
C-Ray Donaldson OT-Chris Hinton	CPFN, NEA, AP NEA, AP

	1989
OT-Chris Hinton	AP, NEA

	1990
LB-Jeff Herrod P-Rohn Stark PR-Clarence Verdin	AP NEA, AP PFW, CPFN, AP

	1992
LB-Jeff Herrod P-Rohn Stark PR-Clarence Verdin OT-Will Wolford	AP NEA, CPFN, SN, FD, AP AP AP

	1993
P-Rohn Stark	AP

	1994
DB-Ray Buchanan RB-Marshall Faulk	AP AP, CPFN, FD

	1995
RB-Marshall Faulk QB-Jim Harbaugh	AP FD

	1996
K-Cary Blanchard P-Chris Gardocki	AP, PFW/PFWA, SN, FD, CPFN AP, PFW/PFWA, SN, FD

	1998
RB-Marshall Faulk P-Chris Gardocki	AP, SI, CPFN, FD CPFN

	1999
TE-Ken Dilger OT-Tarik Glenn WR-Marvin Harrison RB-Edgerrin James QB-Peyton Manning ST-Ratcliff Thomas K-Mike Vanderjagt	FD CPFN AP, CPFN, FD, PFW/PFWA, SI, SN AP, CPFN, FD, PFW/PFWA, SN, USA AP, CPFN, FD SI SI, AP, CPFN, FD

	2000
WR-Marvin Harrison RB-Edgerrin James QB-Peyton Manning	CPFN, FD, PFW/PFWA, SI, AP FD, SN, AP, CPFN AP

	2001
WR-Marvin Harrison	CPFN, AP

	2002
WR-Marvin Harrison	AP, CPFN, FD, PFW/PFWA, SI, SN

	2003
DE-Dwight Freeney WR-Marvin Harrison QB-Peyton Manning C-Jeff Saturday K-Mike Vanderjagt	FD, AP SI, SN, AP, FD AP, SN, PFW/PFWA, FD FD AP, PFW/PFWA, SN, FD, SI

	2004
DE-Dwight Freeney WR-Marvin Harrison RB-Edgerrin James QB-Peyton Manning C-Jeff Saturday	AP, PFW/PFWA, CPFN, SI, SN, FD FD, SN, AP, CPFN FD, SI, SN, AP, CPFN AP, SN, PFW/PFWA, FD, SI, CPFN FD

	2005
DE-Dwight Freeney WR-Marvin Harrison LB-Cato June OG-Ryan Lilja QB-Peyton Manning DB-Bob Sanders C-Jeff Saturday	AP, PFW/PFWA, SN AP PFW/PFWA, AP SI AP, SN, PFW/PFWA AP AP

	2006
WR-Marvin Harrison QB-Peyton Manning C-Jeff Saturday WR-Reggie Wayne	AP, PFW/PFWA, SI, SN, USA SI, USA, AP USA, AP USA

	2007
DB-Bob Sanders C-Jeff Saturday WR-Reggie Wayne	AP, PFW/PFWA, SI, USA, SN AP, PFW/PFWA, SI, USA SI, AP

	2008
TE-Dallas Clark QB-Peyton Manning	SI AP, PFW/PFWA, SI

	2009
TE-Dallas Clark DE-Dwight Freeney QB-Peyton Manning WR-Reggie Wayne	SI, AP, PFW/PFWA, SN AP, PFW/PFWA, SI, SN AP, SN, PFW/PFWA, SI AP



Dwight Freeney

	2010
WR-Reggie Wayne	AP, PFW/PFWA

	2013
LB-Robert Mathis	AP, PFW/PFWA, SN

	2014
K-Adam Vinatieri P-Pat McAfee	AP, PFW/PFWA, SN AP, PFW/PFWA

	2016
P-Pat McAfee	SN

ALL-CONFERENCE SELECTIONS

1956	
RB-Alan Ameche	SN
DT-Art Donovan	SN
DT-Gino Marchetti	SN

1957	
WR-Raymond Berry	SN
DB-Milt Davis	SN
DT-Art Donovan	SN
DT-Gino Marchetti	SN
RB-Lenny Moore	SN
OT-Jim Parker	SN

1958	
WR-Raymond Berry	SN
DT-Gene Lipscomb	SN
DT-Gino Marchetti	SN
RB-Lenny Moore	SN
LB-Andy Nelson	SN
LB-Bill Pellington	SN
OG-Art Spinney	SN
QB-John Unitas	SN

1959	
WR-Raymond Berry	SN
DT-Gino Marchetti	SN
RB-Lenny Moore	SN
LB-Andy Nelson	SN
OT-Jim Parker	SN
QB-John Unitas	SN

1960	
WR-Raymond Berry	SN
DT-Gene Lipscomb	SN
RB-Lenny Moore	SN
LB-Andy Nelson	SN
OT-Jim Parker	SN
QB-John Unitas	SN

1961	
DT-Gino Marchetti	SN
RB-Lenny Moore	SN
LB-Andy Nelson	SN
OT-Jim Parker	SN

1962	
DT-Gino Marchetti	SN
OT-Jim Parker	SN



Gino Marchetti

1963	
DT-Gino Marchetti	SN

1964	
DT-Gino Marchetti	SN
RB-Lenny Moore	SN
OT-Jim Parker	SN
LB-Bill Pellington	SN
QB-John Unitas	SN

1965	
WR-Jimmy Orr	SN
OT-Jim Parker	SN
LB-Steve Stonebreaker	SN
OT-Bob Vogel	SN

1966	
P-David Lee	SN
TE-John Mackey	SN
OT-Bob Vogel	SN

1967	
DB-Bobby Boyd	SN
TE-John Mackey	SN
WR-Willie Richardson	SN
QB-John Unitas	SN
OT-Bob Vogel	SN

1968	
DB-Bobby Boyd	SN
TE-John Mackey	SN
QB-Earl Morrall	SN
OG-Dan Sullivan	SN
OT-Bob Vogel	SN

1969	
LB-Mike Curtis	SN
P-David Lee	SN
RB-Tom Matte	SN
OT-Bob Vogel	SN

1970	
RB-Norm Bulaich	UPI-2
C-Bill Curry	UPI-HM
LB-Mike Curtis	UPI-2
LB-Ted Hendricks	UPI-HM
WR-Eddie Hinton	UPI-HM
DB-Jerry Logan	AP-1, UPI-1
TE-John Mackey	UPI-HM
DE-Bubba Smith	SN, UPI-1
QB-John Unitas	UPI-2
OT-Bob Vogel	UPI-2
DB-Rick Volk	SN, UPI-HM

1971	
C-Bill Curry	AP, UPI, PF, W, SN
LB-Mike Curtis	UPI-2
LB-Ted Hendricks	AP-1, UPI-1, SN, PF, W
DB-Jerry Logan	SN, UPI-2
LB-Ray May	UPI-HM
DE-Bubba Smith	SN, UPI-1, AP-1, PF, W
DB-Charlie Stukes	UPI-HM
OT-Bob Vogel	UPI-2, PF, W
DB-Rick Volk	AP-1, PF, W, UPI-2
OG-John Williams	UPI-HM

1972	
C-Bill Curry	UPI-HM
LB-Ted Hendricks	AP-1, UPI-1

1973	
LB-Ted Hendricks	AP-1, UPI-2

ADMINISTRATION

COACHING STAFF

FOOTBALL OPERATIONS

BUSINESS OPERATIONS

PLAYERS

2016 SEASON IN REVIEW

COLTS HISTORY

RECORDS

COLTS IN THE COMMUNITY



ADMINISTRATION

COACHING STAFF

FOOTBALL OPERATIONS

BUSINESS OPERATIONS

PLAYERS

2016 SEASON IN REVIEW

COLTS HISTORY

RECORDS

COLTS IN THE COMMUNITY

1974

 LB-Mike Curtis UPI-2

1975

 TE-Raymond Chester UPI-HM
 DE-Fred Cook NYN
 DE-John Dutton AP-1, UPI-2, SN
 DT-Joe Ehrmann UPI-HM
 QB-Bert Jones UPI-2
 OT-George Kunz AP-1, UPI-1, SN, PFW, NYN
 RB-Lydeell Mitchell UPI-2

1976

 WR-Roger Carr AP-1, UPI-2, SN, PFW, NYN
 OG-Elmer Collett UPI-HM
 DE-Fred Cook UPI-2
 DE-John Dutton AP-1, SN, UPI-1, PFW, NYN
 DT-Joe Ehrmann UPI-1, NYN
 QB-Bert Jones AP-1, UPI-1, NYN
 OT-George Kunz AP-1, UPI-1, SN, PFW, NYN
 K-Toni Linhart UPI-1, SN, PFW, NYN
 RB-Lydeell Mitchell AP-1, UPI-1, SN, NYN

1977

 DT-Mike Barnes SN, UPI-2
 DB-Lyle Blackwood UPI-HM
 DE-Fred Cook UPI-2, SN
 DE-John Dutton UPI-1, PFW
 DT-Joe Ehrmann UPI-HM
 OT-George Kunz UPI-1, SN, PFW
 K-Toni Linhart UPI-2
 RB-Lydeell Mitchell UPI-1, SN, PFW
 LB-Stan White UPI-2

1980

 DB-Bruce Laird UPI-HM, PFW, NYN

1982

 P-Rohn Stark UPI-2, NYN

1983

 K-Raul Allegre UPI-2
 OT-Chris Hinton UPI-2, PFW
 P-Rohn Stark UPI-2

1984

 P-Rohn Stark UPI-2

1985

 DB-Eugene Daniel FN
 OT-Chris Hinton UPI-1
 P-Rohn Stark UPI-1, FN

1986

 C-Ray Donaldson UPI-2
 OT-Chris Hinton PFW, UPI-1, FN
 P-Rohn Stark UPI-1, FN, PFW

1987

 K-Dean Biasucci UPI-1, PFW, FN
 LB-Duane Bickett UPI-1, PFW, FN
 RB-Eric Dickerson UPI-1, PFW, FN
 C-Ray Donaldson UPI-2
 OT-Chris Hinton UPI-2, PFW
 OG-Ron Solt UPI-1, PFW, FN

1988

 LB-Duane Bickett UPI-2
 RB-Eric Dickerson UPI-1, PFW, FN
 C-Ray Donaldson UPI-2, PFW, FN
 OT-Chris Hinton UPI-2

1989

 C-Ray Donaldson UPI-2, FN

 OT-Chris Hinton PFW, UPI-1
 P-Rohn Stark FN
 PR-Clarence Verdin PFW

1990

 LB-Jeff Herrod UPI-2, FN
 P-Rohn Stark UPI-1, PFW
 PR-Clarence Verdin PFW, UPI-1, FN

1992

 TE-Kerry Cash FN
 P-Rohn Stark FN, PFW
 PR-Clarence Verdin PFW, UPI-1, FN

1994

 DB-Ray Buchanan UPI-2
 RB-Marshall Faulk UPI-1, PFW, FN

1995

 RB-Marshall Faulk UPI-2
 QB-Jim Harbaugh UPI-1, PFW, FN


Marshall Faulk

1996

 K-Cary Blanchard UPI-1, FN
 P-Chris Gardocki UPI-1, FN

1998

 RB-Marshall Faulk PFW, FN

1999

 OT-Tarik Glenn FN
 WR-Marvin Harrison FN, PFW/PFWA
 RB-Edgerrin James FN, PFW/PFWA
 QB-Peyton Manning FN, PFW/PFWA
 K-Mike Vanderjagt FN

2000

 WR-Marvin Harrison FN, PFW/PFWA
 RB-Edgerrin James FN, PFW/PFWA

2001

 WR-Marvin Harrison FN, PFW/PFWA

2002

 WR-Marvin Harrison PFW/PFWA

2003

 DE-Dwight Freeney PFW/PFWA
 WR-Marvin Harrison PFW/PFWA
 QB-Peyton Manning PFW/PFWA
 K-Mike Vanderjagt PFW/PFWA

2004	
DE-Dwight Freeney	PFW/PFWA
WR-Marvin Harrison	PFW/PFWA
QB-Peyton Manning	PFW/PFWA

2005	
DE-Dwight Freeney	PFW/PFWA
WR-Marvin Harrison	PFW/PFWA
RB-Edgerrin James	PFW/PFWA
LB-Cato June	PFW/PFWA
QB-Peyton Manning	PFW/PFWA
DB-Bob Sanders	PFW/PFWA
C-Jeff Saturday	PFW/PFWA

2006	
WR-Marvin Harrison	PFW/PFWA
QB-Peyton Manning	PFW/PFWA
C-Jeff Saturday	PFW/PFWA

2007	
DB-Bob Sanders	PFW/PFWA
C-Jeff Saturday	PFW/PFWA
WR-Reggie Wayne	PFW/PFWA

2008	
QB-Peyton Manning	PFW/PFWA
DE-Robert Mathis	PFW/PFWA

2009	
TE-Dallas Clark	PFW/PFWA
DE-Dwight Freeney	PFW/PFWA
QB-Peyton Manning	PFW/PFWA

2010	
DE-Dwight Freeney	PFW/PFWA
DE-Robert Mathis	PFW/PFWA
WR-Reggie Wayne	PFW/PFWA

2013	
LB-Robert Mathis	PFW/PFWA

2014	
K-Adam Vinatieri	PFW/PFWA
P-Pat McAfee	PFW/PFWA

2016	
WR-T.Y. Hilton	PFW/PFWA
P-Pat McAfee	PFW/PFWA



Adam Vinatieri

NFL ALL-ROOKIE TEAMS

- 1972 - OT-Tom Drougas (PFW)
- 1974 - DE-John Dutton (PFWA, UPI, PFW, FD)
DE-Fred Cook (UPI, FD)
- 1976 - DT-Ken Novak (PFWA)
- 1979 - DB-Larry Brazier (PFWA)
- 1980 - WR-Ray Butler (PFWA, UPI, PFW, FD)
- 1981 - DT-Bubba Green (PFW)
DE-Donnell Thompson (PFWA, UPI, PFW)
- 1982 - WR-Matt Bouza (FD)
LB-Johnie Cooks (PFWA)
DT-Leo Wisniewski (PFWA, PFW)
P-Rohn Stark (PFWA, PFW, FD)
DB-James Burroughs (FD)
DE-Fletcher Jenkins (PFW)
- 1983 - OG-Chris Hinton (PFWA, UPI, FD)
LB-Vernon Maxwell (PFWA, UPI, FD)
OT-Jim Mills (UPI)
- 1984 - OG-Ron Solt (PFWA, UPI, PFW, FD)
DE-Blaise Winter (PFWA, UPI, PFW, FD)
- 1985 - LB-Duane Bickett (PFWA, UPI, FD)
DB-Anthony Young (UPI)
- 1986 - WR-Bill Brooks (PFWA, UPI, PFW, FD)
DE-Jon Hand (PFW)
- 1987 - DB-Freddie Robinson (UPI, PFW, FD)
- 1988 - LB-O'Brien Alston (PFWA, UPI, PFW, FD)
QB-Chris Chandler (PFWA, UPI, PFW, CPFN, FD)
- 1989 - WR-Andre Rison (PFWA, UPI, PFW, CPFN, FD)
- 1990 - QB-Jeff George (PFWA, UPI, PFW, CPFN, FD, FN)
- 1992 - LB-Quentin Coryatt (PFWA)
DE-Steve Emtman (PFWA, FN)

- 1993 - DB-Ray Buchanan (FN)
- 1994 - RB-Marshall Faulk (PFWA, CPFN, FN)
- 1995 - TE-Ken Dilger (PFWA, FN)
- 1996 - WR-Marvin Harrison (FN)
- 1997 - OG-Tarik Glenn (CPFN, PFW/PFWA)
- 1998 - DL-Larry Chester (PFW/PFWA)
QB-Peyton Manning (CPFN, PFW/PFWA, FN, FD)
OG-Steve McKinney (PFW/PFWA)
WR-Jerome Pathon (CPFN, PFW/PFWA, FN, FD)
K-Mike Vanderjagt (CPFN, PFW/PFWA, FD)
- 1999 - RB-Edgerrin James (CPFN, FD, FN, PFW/PFWA)
LB-Mike Peterson (FD, FN, PFW/PFWA)
P-Hunter Smith (CPFN, PFW/PFWA)
KR-Terrence Wilkins (FD, FN, PFW/PFWA)
- 2001 - DB-Idrees Bashir (PFW/PFWA)
- 2002 - DE-Dwight Freeney (PFW/PFWA)
- 2003 - TE-Dallas Clark (FD)
DE-Robert Mathis (FD)
OG-Steve Sciollo (FD)
- 2004 - OG-Jake Scott (FD)
- 2007 - DT-Ed Johnson (PFW/PFWA)
OT-Tony Ugoh (PFW/PFWA)
- 2008 - OG-Mike Pollak (PFW/PFWA)
C-Jamey Richard (PFW/PFWA)
- 2009 - WR-Austin Collie (PFW/PFWA, SN)
DB-Jacob Lacey (PFW/PFWA, SN)
P-Pat McAfee (PFW/PFWA, SN)
- 2010 - LB-Pat Angerer (PFW/PFWA, SN)
- 2012 - TE-Dwayne Allen (PFW/PFWA)
WR/PR-T.Y. Hilton (PFW/PFWA)

ADMINISTRATION

COACHING
STAFF

FOOTBALL
OPERATIONS

BUSINESS
OPERATIONS

PLAYERS

2016 SEASON
IN REVIEW

COLTS HISTORY

RECORDS

COLTS IN THE
COMMUNITY



PRO BOWL COLTS

(Selections by season; *MVP; #Did Not Play)

1953 - Dick Barwegan, Art Donovan, Tom Keane, George Taliaferro	1977 - Mike Barnes, John Dutton (3), George Kunz (3), Toni Linhart (2), Lydell Mitchell (3)
1954 - Art Donovan (2), Gino Marchetti, Buddy Young	1979 - Joe Washington
1955 - Alan Ameche, Art Donovan (3), Gino Marchetti (2), Bert Rechichar, Dick Szymanski	1983 - Chris Hinton
1956 - Alan Ameche (2), Art Donovan (4), Gino Marchetti (3), Lenny Moore, Bert Rechichar (2)	1985 - Chris Hinton (2), Rohn Stark
1957 - Alan Ameche (3), Art Donovan (5), Gino Marchetti (4), Jim Mutscheller, Bert Rechichar (3*), John Unitas	1986 - Ray Donaldson, Chris Hinton (3), Rohn Stark (2)
1958 - Alan Ameche (4), Raymond Berry, Don Joyce, Gene Lipscomb, Gino Marchetti (5#), Lenny Moore (2), Jim Parker, John Unitas (2)	1987 - Dean Biasucci, Duane Bickett, Eric Dickerson, Ray Donaldson (2), Chris Hinton (4), Ron Solt
1959 - Raymond Berry (2), Gene Lipscomb (2*), Gino Marchetti (6), Lenny Moore (3), Jim Parker (2), Art Spinney, John Unitas (3*)	1988 - Eric Dickerson (2), Ray Donaldson (3), Chris Hinton (5)
1960 - Raymond Berry (3#), Gino Marchetti (7), Lenny Moore (4), Andy Nelson, Jim Parker (3), Art Spinney (2), John Unitas (4*)	1989 - Eric Dickerson (3), Ray Donaldson (4), Chris Hinton (6)
1961 - Raymond Berry (4), Gino Marchetti (8), Lenny Moore (5), Jim Parker (4), John Unitas (5)	1990 - Rohn Stark (3), Clarence Verdin
1962 - Gino Marchetti (9), Lenny Moore (6), Jim Parker (5), Dick Szymanski (2), John Unitas (6)	1992 - Rohn Stark (4), Clarence Verdin (2)
1963 - Raymond Berry (5), John Mackey, Gino Marchetti (10*), Jim Parker (6), John Unitas (7*)	1994 - Marshall Faulk (*)
1964 - Raymond Berry (6), Bobby Boyd, Gino Marchetti (11), Lenny Moore (7), Jim Parker (7), Dick Szymanski (3), Bob Vogel, John Unitas (8)	1995 - Marshall Faulk (2), Jim Harbaugh, Will Wolford
1965 - Jerry Logan, John Mackey (2), Jimmy Orr, Jim Parker (8), Bob Vogel (2)	1996 - Cary Blanchard, Chris Gardocki
1966 - Ordeil Braase, Lenny Lyles, John Mackey (3), John Unitas (9)	1998 - Marshall Faulk (3)
1967 - Ordeil Braase (2), John Mackey (4), Fred Miller, Willie Richardson, John Unitas (10), Bob Vogel (3), Rick Volk	1999 - Marvin Harrison, Edgerrin James, Peyton Manning
1968 - Bobby Boyd (2), Mike Curtis, John Mackey (5), Tom Matte, Fred Miller (2), Earl Morrall, Willie Richardson (2), Bob Vogel (4#)	2000 - Marvin Harrison (2), Edgerrin James (2), Peyton Manning (2)
1969 - Tom Matte (2), Fred Miller (3#), Rick Volk (2)	2001 - Ken Dilger, Marvin Harrison (3)
1970 - Mike Curtis (2), Jerry Logan (2), Bubba Smith	2002 - Marvin Harrison (4), Peyton Manning (3)
1971 - Norm Bulaich, Bill Curry, Mike Curtis (3), Ted Hendricks, Jerry Logan (3), Bubba Smith (2), Bob Vogel (5), Rick Volk (3)	2003 - Dwight Freeney, Marvin Harrison (5), Peyton Manning (4), Mike Vanderjagt
1972 - Bill Curry (2), Ted Hendricks (2), Bruce Laird	2004 - Dwight Freeney (2), Tarik Glenn, Marvin Harrison (6), Edgerrin James (3), Peyton Manning (5*)
1973 - Ted Hendricks (3)	2005 - Dwight Freeney (3), Tarik Glenn (2), Marvin Harrison (7), Edgerrin James (4), Cato June, Peyton Manning (6), Bob Sanders, Jeff Saturday
1974 - Mike Curtis (4)	2006 - Tarik Glenn (3), Marvin Harrison (8#), Peyton Manning (7), Jeff Saturday (2), Reggie Wayne
1975 - John Dutton, George Kunz, Lydell Mitchell	2007 - Joseph Addai, Antoine Bethea, Peyton Manning (8), Bob Sanders (2), Jeff Saturday (3), Reggie Wayne (2)
1976 - Roy Carr, John Dutton (2), Bert Jones, George Kunz (2), Toni Linhart, Lydell Mitchell (2)	2008 - Dwight Freeney (4), Peyton Manning (9), Robert Mathis, Reggie Wayne (3)
	2009 - Antoine Bethea (2#), Dallas Clark (#), Dwight Freeney (5#), Peyton Manning (10#), Robert Mathis (2#), Jeff Saturday (4#), Reggie Wayne (4#)
	2010 - Dwight Freeney (6#), Peyton Manning (11), Robert Mathis (3), Jeff Saturday (5), Reggie Wayne (5)
	2011 - Dwight Freeney (7), Robert Mathis (4#)
	2012 - Reggie Wayne (6), Robert Mathis (5), Andrew Luck
	2013 - Robert Mathis (6), Andrew Luck (2), Matt Overton
	2014 - Mike Adams, Vontae Davis, T.Y. Hilton, D'Qwell Jackson, Andrew Luck (3), Pat McAfee, Adam Vinatieri (3)
	2015 - Mike Adams (2), Vontae Davis (2), T.Y. Hilton (2)
	2016 - T.Y. Hilton (3), Pat McAfee (2)

NFL MOST VALUABLE PLAYER AWARDS

QB-John Unitas	NEA (1957,67), UPI (1959,64,67), SN (1959,64,67), AP (1964,67), FN (1964)
QB-Peyton Manning	AP (2003-04,08-09), PFW/PFWA (2004,08-09)
DE-Gino Marchetti	AP (1958)
RB-Lenny Moore	NEA (1964)
QB-Earl Morrall	AP, UPI, NEA, SN (1968)
QB-Bert Jones	AP, NEA, PFWA, NYN (1976)

HOF SUPER BOWL 50 GOLDEN TEAM

K-Adam Vinatieri

HOF NFL 50TH ANNIVERSARY TEAM

First - TE-John Mackey, DE-Gino Marchetti, QB-John Unitas
 Second - WR-Raymond Berry, DT-Art Donovan
 Third - RB-Lenny Moore

HOF NFL 75TH ANNIVERSARY TEAM

WR-Raymond Berry, LB-Ted Hendricks, DE-Gino Marchetti,
 OG-Jim Parker, QB-John Unitas

HOF NFL 1960-84 ALL-STAR TEAM

First-Team - WR-Raymond Berry, DE-Gino Marchetti, OG/T-Jim Parker, QB-John Unitas, HC-Don Shula (tie)
 Second-Team - LB-Ted Hendricks, TE-John Mackey

HOF NFL TEAMS OF THE DECADES

- 1950s - RB-Alan Ameche, G-Dick Barwegan, WR-Raymond Berry, DT-Art Donovan, DE-Gino Marchetti, RB-Lenny Moore, OG/T-Jim Parker
1960s - DB-Bobby Boyd, TE-John Mackey, QB-John Unitas
1970s - LB-Ted Hendricks
1980s - RB-Eric Dickerson

SUPER BOWL SILVER ANNIVERSARY TEAM

LB-Ted Hendricks

NFL EXECUTIVE OF THE YEAR

Joe Thomas - SN (1975), Bill Polian - FD (1999), PFW/PFWA (1999, 2005, 09), SN (1999,09), Ryan Grigson - SN (2012), PFW/PFWA (2012)

NFL COACH OF THE YEAR

Weeb Ewbank AP, UPI (1958)
Don Shula UPI (1964), SN (1964, 68), AP (1964, 67-tied, 68), NYN (1964, 67, 68)
Ted Marchibroda AP, PFW, SN, FD, NYN (1975)
Ron Meyer PFWA (1987)
Tony Dungy SN, SI (2005)
Bruce Arians AP (2012)

NFL OFFENSIVE PLAYER OF THE YEAR

QB-Earl Morrall PFW (1968), QB-Bert Jones AP (1976)
QB-Peyton Manning AP (2004), PFW/PFWA (2004, 08-09)

NFL DEFENSIVE PLAYER OF THE YEAR

DB-Bob Sanders AP, PFW/PFWA (2007)

NFL ROOKIE OF THE YEAR

RB-Alan Ameche SN, UPI (1955)
RB-Lenny Moore UPI (1956)
WR-Jimmy Orr UPI (1958)
RB-Marshall Faulk SN, PFWA, SI, FD, CPFN, NEA (1994)
RB-Edgerrin James SN, SI (1999)

NFL OFFENSIVE ROOKIE OF THE YEAR

RB-Marshall Faulk - AP, PFW, FD (1994)
RB-Edgerrin James - AP, CPFN, FD, FN, PFW, USA (1999)

NFL PLAYER OF THE YEAR

QB-Peyton Manning - SN (2003-04), FD (2003-04)

NFL COMEBACK PLAYER OF THE YEAR

K-Jim Martin AP (1963)
RB-Lenny Moore AP (1964)
QB-Jim Harbaugh PFW (1995)

NFL DEFENSIVE ROOKIE OF THE YEAR

LB-Vernon Maxwell AP, PFW (1983)
LB-Duane Bickett AP (1985)

NATIONAL 100-YARD CLUB NFL OUTSTANDING BLOCKER

OG-Jim Parker - (1964)

NFL LINEBACKER OF THE YEAR

LB-Mike Curtis - FD (1974)

NFL MOST VALUABLE LINEMAN

DE-Gino Marchetti - AP (1958)

NFL KICKER OF THE YEAR

K-Cary Blanchard - PFW (1996)

NFL GOLDEN TOE AWARD

K-Toni Linhart - PFW (1976), K-Mike Vanderjagt - PFW/PFWA (2003)

AFC COACH OF THE YEAR

Ron Meyer UPI, FN (1987)
Ted Marchibroda PFWA, NYN (1975), CPFN (1992)

AFC MOST VALUABLE PLAYER

QB-Bert Jones - NYN (1975, 76)

AFC PLAYER OF THE YEAR

QB-Bert Jones UPI (1976)
QB-Jim Harbaugh UPI (1995)
QB-Peyton Manning FN (1999)

AFC ROOKIE OF THE YEAR

RB-Marshall Faulk - UPI (1994)

KANSAS CITY COMMITTEE OF 101 AWARDS

LB-Mike Curtis AFC Defensive MVP (1970)
HC-Ted Marchibroda AFC Coach of the Year (1975)
QB-Bert Jones AFC Offensive MVP (1976)
HC-Ron Meyer AFC Coach of the Year (1987)
QB-Jim Harbaugh AFC Offensive Player of the Year (1995)
HC-Jim Mora AFC Coach of the Year (1999)
QB-Peyton Manning AFC Offensive Player of the Year (1999, 2003-05, 08-09)
HC-Tony Dungy AFC Coach of the Year (2005)
DE-Dwight Freeney AFC Defensive Player of the Year (2005)
DB-Bob Sanders AFC Defensive Player of the Year (2007)
HC-Chuck Pagano AFC Coach of the Year (2012)
& Bruce Arians
LB-Robert Mathis AFC Defensive Player of the Year (2013)

WASHINGTON DC TOUCHDOWN CLUB

QB-John Unitas NFL MVP (1957, 58-tied, 67)
HC-Weeb Ewbank NFL Coach of the Year (1958)
RB-Lenny Moore NFL MVP (1964)
HC-Don Shula NFL Coach of the Year (1964, 68)
HC-Ted Marchibroda NFL Coach of the Year (1975)
QB-Bert Jones AFC Offensive MVP (1976)

BYRON "WHIZZER" WHITE AWARD

QB-Peyton Manning (2004), OT-Tarik Glenn (2006)

PHILADELPHIA MAXWELL CLUB

QB-John Unitas - NFL MVP (1959, 64, 67)
QB-Peyton Manning - Professional Player of the Year (2003-04)
HC-Tony Dungy - Outstanding Professional Coach of the Year (2005)
HC-Chuck Pagano and Bruce Arians - Greasy Neale Award Coach of the Year (2012)

GEORGE HALAS AWARD

QB-Bert Jones (1979), QB-Jim Harbaugh (1997),
HC-Tony Dungy (2006), HC-Chuck Pagano (2013)

SPORTS ILLUSTRATED NFL PLAYER OF THE YEAR

RB-Marshall Faulk (1998), QB-Peyton Manning (2004, 08-09)

WALTER PAYTON NFL MAN OF THE YEAR AWARD

QB-Peyton Manning (2005)

ART ROONEY SPORTSMANSHIP AWARD

RB-Frank Gore (2016)

SUPER BOWL MOST VALUABLE PLAYER

QB-Peyton Manning (2006-Super Bowl XL1)

DEACON JONES AWARD

LB-Robert Mathis (2013)

ADMINISTRATION

COACHING
STAFF

FOOTBALL
OPERATIONS

BUSINESS
OPERATIONS

PLAYERS

2016 SEASON
IN REVIEW

COLTS HISTORY

RECORDS

COLTS IN THE
COMMUNITY



ADMINISTRATION

COACHING
STAFFFOOTBALL
OPERATIONSBUSINESS
OPERATIONS

PLAYERS

2016 SEASON
IN REVIEW

COLTS HISTORY

RECORDS

COLTS IN THE
COMMUNITY**NFL ALL-DECADE TEAMS (2000-09)**

NFL	Tony Dungy (Head Coach), DE-Dwight Freeney, WR-Marvin Harrison, RB-Edgerrin James, QB-Peyton Manning, K-Adam Vinatieri
Sporting News *	QB-Peyton Manning, C-Jeff Saturday, K-Adam Vinatieri
Sports Illustrated *	QB-Peyton Manning, Howard Mudd (Asst. Coach), *Bill Polian (General Manager), K-Adam Vinatieri

*Denotes Player-of-the-Decade

^Denotes General Manager of the Decade

NFLPA MACKEY AWARDS

P-David Lee	1966, 69 NFL Punting
QB-Earl Morrall	1968 NFL Passing
KR-Preston Pearson	1968 NFL Kick Returns
KR-Jim Duncan	1970 AFC Kick Returns
KR-Bruce Laird	1972 AFC Kick Returns
RB-Lydeell Mitchell	1974, 75 (tie), 77 AFC Receiving
K-Toni Linhart	1976 AFC Kick-Scoring
DB-Lyle Blackwood	1977 AFC Interceptions
RB-Joe Washington	1979 AFC Receiving
P-Rohn Stark	1983, 85, 86, 92 AFC Punting
DB-Mike Prior	1987 AFC Interceptions
RB-Eric Dickerson	1987, 88 Rushing; 1988 TDs (tied)
KR-Clarence Verdin	1989, 90 AFC Punt Returns
WR-Reggie Langhorne	1993 AFC Receptions
RB-Marshall Faulk	1995 AFC TDs (tied)
K-Cary Blanchard	1996 AFC Scoring
P-Chris Gardocki	1996 NFL Net Punting Average

AFC PLAYERS OF THE WEEK

1984	QB-Mike Pagel (9/9 at Houston)
1985	WR-Wayne Capers (10/27 vs. Green Bay) DB-Eugene Daniel (10/27 vs. Green Bay)
1986	DB-Leonard Coleman (10/12 vs. New Orleans) DT-Harvey Armstrong (12/22 at LA Raiders)
1987	QB-Gary Hogeboom (10/4 at Buffalo) LB-Duane Bickett (11/1 at NY Jets) LB-Cliff Odom (11/15 at Miami) RB-Eric Dickerson (12/27 vs. Tampa Bay)
1988	RB-Eric Dickerson (10/23 at San Diego) LB-Duane Bickett (11/27 vs. New England)
1989	DB-Keith Taylor (10/22 at Cincinnati) DB-Mike Prior (12/10 vs. Cleveland) QB-Jack Trudeau (12/17 vs. Miami)
1990	QB-Jack Trudeau (9/30 at Philadelphia)
1991	QB-Jeff George (11/10 at NY Jets)
1992	LB-Chip Banks (9/6 vs. Cleveland) DE-Steve Emtman (10/25 at Miami)
1993	LB-Duane Bickett (9/26 vs. Cleveland) K-Dean Biasucci (10/31 vs. New England) K-Dean Biasucci (12/5 at NY Jets)
1994	DB-Ray Buchanan (12/4 at Seattle)
1995	RB-Marshall Faulk (10/1 vs. St. Louis Rams) QB-Jim Harbaugh (10/8 at Miami) K-Cary Blanchard (10/15 vs. San Francisco) LB-Tony Bennett (11/26 vs. Miami)
1996	PR-Marvin Harrison (9/8 at NY Jets) K-Cary Blanchard (9/15 at Dallas) K-Cary Blanchard (11/17 vs. NY Jets) DB-Jason Belsler (12/5 vs. Philadelphia) WR-Marvin Harrison (12/15 at Kansas City)
1997	QB-Paul Justin (11/16 vs. Green Bay) TE-Ken Dilger (12/14 vs. Miami)
1998	QB-Peyton Manning (11/15 vs. NY Jets) RB-Marshall Faulk (12/13 vs. Cincinnati)

1999	QB-Peyton Manning (9/26 at San Diego) RB-Edgerrin James (10/31 vs. Dallas) RB-Edgerrin James (11/21 at Philadelphia) K-Mike Vanderjagt (12/5 at Miami)
2000	QB-Peyton Manning (9/25 vs. Jacksonville) K-Mike Vanderjagt (10/1 at Buffalo) RB-Edgerrin James (10/15 at Seattle) RB-Edgerrin James (12/11 vs. Buffalo) QB-Peyton Manning (12/24 vs. Minnesota)
2001	QB-Peyton Manning (9/23 at Buffalo)
2002	DE-Dwight Freeney (11/10 at Philadelphia) K-Mike Vanderjagt (11/24 at Denver) WR-Marvin Harrison (12/15 at Cleveland)
2003	QB-Peyton Manning (9/28 at New Orleans) WR-Marvin Harrison (10/6 at Tampa Bay) DE-Dwight Freeney (11/2 at Miami) K-Mike Vanderjagt (12/7 at Tennessee) QB-Peyton Manning (12/14 vs. Atlanta)
2004	RB-Edgerrin James (9/19 at Tennessee) QB-Peyton Manning (9/26 vs. Green Bay) QB-Peyton Manning (11/14 vs. Houston) RB-Edgerrin James (11/21 at Chicago) QB-Peyton Manning (11/25 at Detroit) QB-Peyton Manning (12/26 vs. San Diego)
2005	LB-Gary Brackett (9/11 at Baltimore) P-Hunter Smith (9/18 vs. Jacksonville) DE-Robert Mathis (10/23 at Houston) QB-Peyton Manning (11/7 at New England)
2006	K-Adam Vinatieri (9/10 at NY Giants) QB-Peyton Manning (9/17 vs. Houston) PR-Terrence Wilkins (9/24 vs. Jacksonville) QB-Peyton Manning (10/22 vs. Washington) K-Adam Vinatieri (10/29 at Denver) RB-Joseph Addai (11/26 vs. Philadelphia) DE-Dwight Freeney (12/18 vs. Cincinnati) QB-Peyton Manning (12/31 vs. Miami)
2007	DB-Bob Sanders (9/16 at Tennessee) DE-Dwight Freeney (10/22 at Jacksonville) RB-Joseph Addai (10/28 at Carolina) QB-Peyton Manning (12/2 vs. Jacksonville) PR-T.J. Rushing (12/16 at Oakland) ST-Darrell Reid (12/23 vs. Houston)
2008	LB-Gary Brackett (10/5 at Houston) QB-Peyton Manning (10/12 vs. Baltimore) K-Adam Vinatieri (11/2 vs. New England) QB-Peyton Manning (11/16 vs. Houston) DE-Robert Mathis (11/30 at Cleveland) QB-Peyton Manning (12/18 at Jacksonville)
2009	TE-Dallas Clark (11/8 vs. Houston) QB-Peyton Manning (11/15 vs. New England)
2010	DE-Dwight Freeney (11/1 vs. Houston) K-Adam Vinatieri (11/14 vs. Cincinnati) QB-Peyton Manning (12/9 at Tennessee) K-Adam Vinatieri (1/2 vs. Tennessee)
2011	DE-Robert Mathis (12/22 vs. Houston)
2012	WR-Reggie Wayne (10/7 vs. Green Bay) QB-Andrew Luck (11/4 vs. Miami) CB-Darius Butler (11/8 at Jacksonville) WR/PR-T.Y. Hilton (11/25 vs. Buffalo) CB-Cassius Vaughn (12/9 vs. Tennessee) CB-Vontae Davis (12/30 vs. Houston)
2013	QB-Andrew Luck (10/20 vs. Denver) K-Adam Vinatieri (11/14 at Tennessee) LB-Jerrell Freeman (12/22 at Kansas City) K-Adam Vinatieri (12/29 vs. Jacksonville)
2014	QB-Andrew Luck (9/21 at Jacksonville) P-Pat McAfee (10/9 at Houston) ILB-D'Qwell Jackson (11/30 vs. Washington)

- OLB-Jonathan Newsome (12/28 at Tennessee)
- 2015 - P-Pat McAfee (9/27 at Tennessee)
- S-Mike Adams (10/8 at Houston)
- CB-Darius Butler (11/8 vs. Denver)
- OLB-Robert Mathis (12/27 at Miami)
- 2016 - K-Adam Vinatieri (10/9 vs. Chicago)
- RB-Jordan Todman (11/6 at Green Bay)
- QB-Andrew Luck (12/5 at New York Jets)
- OLB-Robert Mathis (1/1 vs. Jacksonville)

NFL OFFENSIVE PLAYER OF THE WEEK (PLAYOFFS)

- 2003 - QB-Peyton Manning (1/4/04 vs. Denver)
- 2004 - WR-Reggie Wayne (1/9/05 vs. Denver)

AFC PLAYERS OF THE MONTH

- 1988 - RB-Eric Dickerson (December)
- 1995 - QB-Jim Harbaugh (October)
- 1996 - K-Cary Blanchard (November)
- 1999 - WR-Marvin Harrison (September)
- RB-Edgerrin James (November)
- 2000 - P-Hunter Smith (September)
- RB-Edgerrin James (October)
- 2002 - WR-Marvin Harrison (November)
- 2003 - QB-Peyton Manning (September)
- K-Mike Vanderjagt (October)
- K-Mike Vanderjagt (November)
- K-Mike Vanderjagt (December)

- 2004 - QB-Peyton Manning (November)
- DE-Dwight Freeney (December/January)
- 2005 - DE-Dwight Freeney (September)
- RB-Edgerrin James (October)
- P-Hunter Smith (December/January)
- 2006 - QB-Peyton Manning (October)
- WR-Marvin Harrison (December)
- 2008 - DE-Dwight Freeney (November)
- 2009 - QB-Peyton Manning (September)
- DE-Robert Mathis (November)
- 2010 - DE-Robert Mathis (September)
- 2013 - LB-Robert Mathis (October)
- LB-Robert Mathis (December)
- 2014 - P-Pat McAfee (September)
- QB-Andrew Luck (November)
- 2015 - K-Adam Vinatieri (November)
- 2016 - K-Adam Vinatieri (October)

NFL ROOKIE OF THE MONTH

- 1999 - RB-Edgerrin James (September)
- RB-Edgerrin James (November)
- 2001 - RB-Dominic Rhodes (December)
- 2002 - DE-Dwight Freeney (November)
- DE-Dwight Freeney (December)
- 2006 - RB-Joseph Addai (November)



Robert Mathis earned four AFC Player of the Month selections, tied with Peyton Manning for the most in team history.



ALUMNI

The following compilation of Colts alumni includes every player who has ever appeared in a Colts uniform during a regular season National Football League game since 1953. Asterisk (*) denotes players and coaches who were on Colts World Championship teams. The numbers following college listings are jersey numbers. The numbers at the end of the column are seasons played.

COACHES

Ahrens, Dave – Wisconsin	1991	Herrmann, Jim – Michigan	2016
Anderson, Roy – Howard	2012-15	Hill, George – Denison	1985-88
Arians, Bruce – Virginia Tech	1998-00, 12	Hostler, Jim – Indiana Univ. (Pa.)	2015-16
Arnsperger, Bill – Miami (O)	1964-69	*Howell, Richard – Davidson	2000-16
*Ball, Herman-Davis – Elkins	1956-62	Hull, Lee – Holy Cross	2016
Banks, Quadrian – Texas	2016	*Huey, Gene – Wyoming	1992-10
Batta, Tom – Kent State	1994-97	Hufnagel, John – Penn State	2001
Baughan, Maxie – Georgia Tech	1975-79	Hughes, Tom – Purdue	1955
Becker, John – Cal State-Northridge	1985-88	Hunter, Hal – Pittsburgh	1982-84
Berbenich, Tim – Hamilton	2013-16	Hunter, Hal – Northwestern	2013-14
Bettcher, James – U of St. Francis	2012	*Idzik, John – Maryland	1970-72, 80-81
*Bielski, Dick – Maryland	1964-72, 77-81	Infante, Lindy – Florida	1995-97
Blache, Greg – Notre Dame	1994-98	Jackson, Milt – Tulsa	1989-91
Blackledge, Ron – Bowling Green	1992-96	Johnson, Jim – Missouri	1994-97
Boutselis, George – North Carolina	1975-81	Kennan, Larry – LaVerne	1989-90
Boyd, Bob – Oklahoma	1969-72, 81	Khayat, Ed – Tulane	1977-81
Boyer, Brant – Arizona	2012-15	Krein, Darren – Miami (Fla.)	2016
Bratkowski, Zeke – Georgia	1982-84	Kuhlmann, Hank – Missouri	1994-97
Bresnahan, Chuck – Navy	1996-97	Kush, Frank – Michigan State	1982-84
*Bridgers, John – Auburn	1957-58	Lauterbur, Frank – Mt. Union	1955-56, 74-77
Briner, Greg – Cal Western	1989	Lovat, Tom – Utah	1985-88
Brunev, Fred – Ohio State	1993-96	Maalouf, Marwan – Baldwin Wallace	2012
Bullough, Hank – Michigan State	1970-72	Mann, Richard – Arizona S.	1982-84
Burtnett, Leon – SW Kansas	1987-91	Manusky, Greg – Colgate	2012-15
*Caldwell, Jim – Iowa	2002-11	Marandino, Roger – Kean University	2012-15
Callahan, Ray – Kentucky	1973	Marchetti, Gino – USF	1963
Carson, Bud – North Carolina	1982	Marciano, Tony – Indiana Univ. (Pa.)	1998-01
Catavalos, George – Purdue	1984-93, 98-01	Marchibroda, Ted – St. Bona	1975-79, 92-95
*Christensen, Clyde – North Carolina	2002-15	Marshall, John – Washington	1986-88
Chudzinski, Rob – Miami (Fla.)	2014-16	Matthews, Billie – Southern	1985-86
Cooter, Jim Bob – Tennessee	2009-11	*McCafferty, Don – Ohio State	1959-72
Coyer, Larry – Marshall	2009-10	McCormack, Mike – Kansas	1980-81
Croom, Sylvester – Alabama	1991	McCulley, Pete – Louisiana Tech	1973-76
Cumiskey, Frank – Ohio State	1954-56	McMahon, Tom – Carroll College	2013-16
Cunningham, Gunther – Oregon	1982-84	*Meeks, Ron – Arkansas State	2002-08
Davis, Charles – UCLA	1996-97	*Metzelaars, Pete – Wabash	2004-11
Doll, Don – USC	1974	Meyer, Ron – Purdue	1986-91
Douglas, Otis – William & Mary	1953	Miller, Red – Western Illinois	1971-72
Dovell, Whitey – Maryland	1975-78	Molesworth, Keith – Monmouth	1953
Dowhower, Rod – San Diego State	1985-86	Monachino, Ted – Missouri	2016
Drayton, Maurice – The Citadel	2016	Mora, Jim – Occidental	1998-01
*Dungy, Tony – Minnesota	2002-08	*Moore, Tom – Iowa	1998-10
Emanuel, Gary – Plymouth State	2012-16	*Mudd, Howard – Hillsdale (Mich.) Col.	1998-09
*Ewbank, Weeb – Miami (O)	1954-62	Muir, Bill – Susquehanna	1989-91
Fangio, Vic – E. Stroudsburg St.	1999-01	*Murphy, Mike – Huron	1998-11
FitzGerald, Jeff – Oregon State	2012-15	Murphy, Russ – Davidson	1954
Fitzsimmons, Devin – Bucknell	2011	Mutscheller, Jim – Notre Dame	1963
Foerster, Chris – Colorado State	2002-03	Myers, Chip – NW Oklahoma	1985-88
Franklin, Bobby – Mississippi	1973	Nicolau, Nick – S. Connecticut	1992-94
*Frazier, Leslie – Alcorn State	2005-06	Noll, Chuck – Dayton	1966-68
Furness, Steve – Rhode Island	1991	Norvell, Jay – Iowa	1998-01
Geis, Wayne – Lock Haven	1996-97	Pagano, Chuck – Wyoming	2012-16
Gibbs, Alex – Davidson	1992	Pagano, John – Mesa State	1998-01
Gilbert, Joe – Hamilton College	2012-16	Painter, Dwain – Rutgers	1992-93
Gillhamer, Mike – Humboldt St.	2012-15	Peay, Francis – Missouri	1992-93
Giufre, Frank – Syracuse	2012-16	Pellington, Bill – Rutgers	1963
Goodwin, Harold – Michigan	2012	Perry, Rod – Colorado	2007-11
Grantham, Todd – Va. Tech	1999-01	Philbin, Joe – Washington & Jefferson	2016
Hamilton, Pep – Howard	2013-15	Powers, Clyde – Oklahoma	1980
Hawkins, Ralph – Maryland	1978	Prince, Ron – Appalachian State	2010-11

ADMINISTRATION

COACHING STAFF

FOOTBALL OPERATIONS

BUSINESS OPERATIONS

PLAYERS

2016 SEASON IN REVIEW

COLTS HISTORY

RECORDS

COLTS IN THE COMMUNITY

*Purnell, Russ – Whittier College	2002-08
Reich, Frank – Maryland	2008-11
Richards, Ray – Nebraska	1953
*Reynolds, Diron – Wake Forest	2002-06
Roberts, Alfredo – Miami	2012-15
Robertson, Jay – Northwestern	1992-93, 97
Robinson, Jimmy – Georgia Tech	1994-97
Rowen, Keith – Stanford	1985-88
Rychleski, Ray – Millersville State Coll	2009-11
*Rymkus, Lou – Notre Dame	1970
Sandusky, John – Villanova	1959-72
Scarnecchia, Dante – Cal Western	1989-90
Schnellenberger, Howard – Kentucky	1973-74
Schottenheimer, Brian – Florida	2016
Seely, Brad – South Dakota State	1989-93
Sefcik, George – Notre Dame	1973
Shaw, Bob – Ohio State	1957-58
Shula, Don – John Carroll	1963-69
Sidwell, Steve – Colorado	1985
Singleton, Jemal – Air Force	2016
Smith, Jerry – Wisconsin	1974-76
Spencer, Kevin – Springfield (Mass.)	1998-01
Symank, John – Florida	1979-81
Szymanski, Dick – Notre Dame	1974
Teerlinck, Bill – Chadron State	2007-11
*Teerlinck, John – Western Illinois	2002-11
Terlecky, Shawn – Mercyhurst	2016

Theder, Roger – W. Michigan	1982-84
Thomas, Joe – Ohio Northern	1954, 74
Thomas, Pat – Texas A&M	1994-97
Thomas, Ricky – Alabama	2002-11
Tillman, Rusty – Northern Arizona	1998
Tobin, Vince – Missouri	1994-95
*Torine, Jon – Springfield (Mass.)	1998-11
Turner, Ron – Pacific	2010-11
Valesente, Bob – Ithaca	1982-83
Venturi, Rick – Northwestern	1982-93
Vitt, Joe – Towson State	1979-81
Voris, Dick – San Jose State	1973
Walker, David – Syracuse	2011-14
Wasyluk, Nick – Ohio State	1953
Weber, Chuck – West Chester State	1980-81
Westhoff, Mike – Wichita State	1982-84
White, Brad – Wake Forest	2012-16
Wietecha, Ray – Northwestern	1980-81
*Williams, Alan – William & Mary	2002-11
Williams, Charlie – Colorado St.	2012-15
Williams, Greg – North Carolina	2016
*Winner, Charlie – Washington	1954-65
Woods, Carlos – Delaware State	2007-08
Young, George – Bucknell	1970, 73
Zupanic, Tom – Indiana Central	1984-98
Zwahlen, Ernie – Oregon St	1979

PLAYERS

Abramowitz, Sid (T) Tulsa	69/74	83/87
Achica, George (NT) USC	62	85
Adams, Kris (WR) UTEP	81	12
Adams, Mike (S) Delaware	29	14-16
*Addai, Joseph (RB) LSU	29	06-11
Addison, Mario (DE) Troy	97	11-12
Adongo, Daniel (OLB) Pretoria (South Africa)	56	13, 15
Afalawa, Al (DB) Oregon State	23	10
Agase, Alex (G) Illinois	62	53
Agee, Mel (DE) Illinois	90	91-92
Ahrens, Dave (LB) Wisconsin	57	85-87
Al-Jabbar, Abdul-Karim (RB) UCLA	33	00
Alberts, Trev (LB) Nebraska	51	94-96
Allegre, Raul (K) Texas	2	83-85
Allen, Brian (RB) Stanford	43	02-03
Allen, Dwayne (TE) Clemson	83	12-16
Allen, Gerald (B) Omaha	44	66
Alexander, Elijah (LB) Kansas St	50	96-98
Alexander, Rufus (LB) Oklahoma	59	08
Alley, Don (F) Adams St	29	67
Alston, Mack (TE) UMES	83	77-80
Alston, O'Brien (LB) Maryland	97	88-89
Ambrose, Ashley (DB) Ms. Val. St	33	92-95
*Ameche, Alan (B) Wisconsin	35	55-60
Amman Richard (DE) Florida St	73	72-73
Anderson, Colt (S) Montana	32	14-15
Anderson, Don (DB) Purdue	36	85
Anderson, Henry (DT) Stanford	96	15-16
Anderson, Jamaal (DE) Arkansas	90	11
Anderson, Kim (DB) Arizona St	26	80-84
Anderson, Larry (DB) La. Tech	30	82-84
Anderson, Willie (WR) UCLA	84	95
Andrews, John (TE) Indiana	36/88	73-74
Andrus, Shane (K) Murray State	8	09
Angerer, Pat (LB) Iowa	51	10-13
Arbuckle, Charles (TE) UCLA	81	92-95
Archer, Brandon (LB) Kansas St	53	07
Armour, Phillip (C) N. Texas State	54	00

Armstrong, Harvey (NT) SMU	79	86-90
Aromashodu, Devin (WR) Auburn	80	07
Asante, Larry (DB) Nebraska	25	13
Atkinson, Jess (K) Maryland	14	88
Austin, Billy (DB) New Mexico	47	98-00
Austin, Ocie (DB) Utah St	37	68-69
Austin, Thomas (C) Clemson	65	13
Auzenne, Troy (T) California	75	96
Averno, Sisto (G) Muhlenberg	60	53-54
Avery, Donnie (WR) Houston	11	12
Ayers, Akeem (OLB) UCLA	56	16
Bacon, Wayne (DB) Alabama	26	04
Bailey, Aaron (WR) Louisville	80	94-98
Bailey, Don (C) Miami	61	84-85
Bailey, Elmer (WR) Minnesota	87	82
Bailey, Jim (DT) Kansas	65/79	70-74
Baker, Jason (P) Iowa	9	04
Baker, Ron (G) Oklahoma St	60	78-79
Baker, Shannon (WR) Florida St	84	93-94
Baldinger, Brian (T) Duke	62	88-91
Baldinger, Gary (DL) Wake Forest	94	90
Baldischwiler, Karl (T) Oklahoma	72	83, 85-86
Baldwin, Bob (B) Clemson	34	66-67
Baldwin, Ervin (DE) Michigan St	94	09
Ball, Lance (RB) Maryland	27	08
Ball, Michael (DB) Southern	31	88-93
*Ball, Sam (T) Kentucky	73	66-70
Ballage, Pat (S) Notre Dame	26/40	86-87
Ballard, Quinton (NT) Elon	97	83
Ballard, Vick (RB) Mississippi St	33	12-13
Banes, Joey (OL) Houston	65	90
Banks, Chip (LB) USC	51	89-92
Banks, Chuck (RB) WV Tech	37	87
Banks, Roy (WR) E. Illinois	86	87-88
Banta, Bradford (TE) USC	83	94-99
Barber, Kantroy (RB) West Virginia	46	98
Barber, Michael (LB) Clemson	53	98-99
Barnes, Ernie (NT) Miss. St	95	83



ADMINISTRATION

COACHING STAFF

FOOTBALL OPERATIONS

BUSINESS OPERATIONS

PLAYERS

2016 SEASON IN REVIEW

COLTS HISTORY

RECORDS

COLTS IN THE COMMUNITY

Barnes, Lionel (DE) La.-Monroe	93	00-01	Brotzki, Bob (T) Syracuse	74	86-88
Barnes, Mike (DT) Miami (Fla.)	63	73-81	Broughton, Willie (NT) Miami	68	85-86
Barvegan, Dick (G) Purdue	61	53-54	Brown, Andre (RB) N. Carolina St.	35	10
Bashir, Idrees (DB) Memphis	28	01-04	Brown, Barry (E) Florida	36	66-67
Baskett, Hank (WR) New Mexico	81	09	Brown, Cornelius (DB) Texas-El Paso	39	10
Bates, Trevor (LB) Maine	50	16	Brown, Donald (RB) Connecticut	31	09-13
Baylor, John (DB) Sou. Miss.	36	89-93	Brown, Ed (QB) USF	14	65
Baylor, Tim (DB) Morgan State	47	76-78	Brown, Gordon (RB) Tulsa	42	87
Beach, Pat (TE) Wash. St.	81	82-83, 85-91	Brown, Jalil (DB) Colorado	21/31	13-15
Bell, Joique (RB) Wayne State	35	10	Brown, Jerry (DLB) Illinois	57	12
Bell, Kerwin (QB) Florida	12	96-97	*Brown, Ray (DB) Mississippi	17	58-60
Bell, Mark (DE) Colorado St.	48/90	83-84	Brown, Sergio (S) Notre Dame	38	12-14
Bellini, Mark (WR) BYU	87	87-88	Brown, Stevie (DB) Michigan	28	11
Belsler, Jason (DB) Oklahoma	29	92-00	Brown, Timmy (RB) Ball State	2	68
Benhart, Eugene (QB) W. Illinois	18	90	Brown, Travis (QB) N. Arizona	5	04
Benjamin, Bill (LB) San Jose St.	54	87	Bryan, Walter (B) Texas Tech	21	55
Bennett, Cornelius (LB) Alabama	97	99-00	Bryant, Matt (K) Baylor	1	04
Bennett, Tony (LB) Mississippi	56	94-97	Bryant, Steve (WR) Purdue	80	87
Benson, Mitchell (DL) TCU	95	89-90	Buchanan, Ray (DB) Louisville	34	93-96
Bentley, Albert (RB) Miami (Fla.)	20	85-91	*Bulaich, Norm (RB) TCU	36	70-72
Bentley, Kevin (LB) Northwestern	57	11	Bullitt, Melvin (DB) Texas A&M	33	07-11
Berra, Tim (WR) Massachusetts	84	74	Bulluck, Brian (LB) NC State	57	87
Berry, Bertrand (LB) Notre Dame	57	97-99	Burke, Randy (WR) Kentucky	84	78-81
*Berry, Raymond (E) SMU	82	55-67	Burkett, Jack (LB) Auburn	55	61-66
Bertucco, Tony (LB) Cal-St. Chico	51	74	Burleson, Jason (TE) Texas	49	93
*Bethae, Antoine (DB) Howard	41	06-13	Burns, Vincent (DT) Kentucky	72	05
Beutler, Tom (LB) Toledo	53	71	Burris, Jeff (DB) Notre Dame	20	98-01
Biasucci, Dean (K) W. Carolina	4/5	84,86-94	Burroughs, James (CB) Mich. St.	45	82-84
Bickett, Duane (LB) USC	50	85-93	Burroughs, Sammie (LB) Port. St.	53	96-97
Bielski, Dick (E) Maryland	31	62-63	Butcher, Paul (LB) Wayne St.	53	93-94
Bighaud, Jack (E) Pepperdine	80	54	Butler, Darius (CB) Connecticut	20	12-16
Bird, Cory (DB) Va. Tech.	41	01-04	Butler, Ray (WR) USC	80	80-85
Blackman, Jon (OL) Purdue	71	98	Butler, Victor (LB) Oregon State	55	14
Blackmon, Robert (DB) Baylor	25	97-98	Cable, Tom (OG) Idaho	63	87
Blackwood, Lyle (S) TSU	44	77-80	Caldwell, David (DB) William & Mary	30	11
Blados, Brian (OL) N. Carolina	63	91	*Call, Jack (B) Colgate	25	57-58
Blanchard, Cary (K) Oklahoma St.	14	95-97	Call, Kevin (OT) Colorado St.	71/72	84-93
Blandin, Ernie (T) Tulane	41	53	Campanella, Joe (T) Ohio St.	73	53-57
Bleick, Tom (B) Georgia Tech.	25	66	Campbell, John (LB) Minnesota	55	69
Blevins, Tony (DB) Kansas	26	99-00	Cannida, James (DT) Nevada-Reno	97	02
Blue, Forrest (C) Auburn	50	75-78	Cannon, Mark (C) Texas-Arlington	58	91
Blythe, Austin (C) Iowa	63	16	Carter, Delone (RB) Syracuse	34	11-12
Boggs, Mark (T) Ball State	60	87	Capers, Wayne (WR) Kansas	87	85-86
*Boiman, Rocky (LB) Notre Dame	50	06-07	Caron, Roger (T) Harvard	67/74	85-86
Bonham, Shane (DT) Tennessee	72	99	Carr, Roger (WR) Louisiana Tech	81	74-81
Bouza, Matt (WR) California	85/87	82-89	Carter, Chris (LB) Fresno State	53/43	14,16
Boyd, Bob (DB) Oklahoma	40	60-68	Carter, Tony (CB) Florida State	25	15
Boyer, Mark (TE) USC	84	85-89	Carthens, Milt (T) Michigan	68	87
*Braase, Ordell (DE) S. Dakota	81	57-68	Carthon, Maurice (RB) Ark. St.	44	92
Bracelin, Greg (LB) California	52	82-84	*Carthon, Ran (RB) Florida	35	04-06
*Brackett, Gary (LB) Rutgers	58	03-11	Carver, Melvin (RB) UNLV	30	87
Bradshaw Ahmad (RB) Marshall	44	13-15	Cash, Kerry (TE) Texas	88	91-94
Brady, Jeff (LB) Kentucky	51	99	Castonzo, Anthony (T) Boston Col.	74	11-16
Brady, Kerry (K) Hawaii	9	88	Chandler, Chris (QB) Washington	17	88-89
Bragg, Mike (P) Richmond	4	80	Chapman, Josh (DL) Alabama	96	12-14
Brandes, John (TE) Cameron	88	87-89	*Chapman, Kory (RB) Jacksonville St.	31	05-06
Brandon, Michael (DE) Florida	99	93	Charleston, Jeff (DE) Idaho State	60	07
Bratzke, Chad (DE) E. Kentucky	92	99-03	Chatman, Ricky (LB) LSU	52	87
Bray, Quan (WR) Auburn	11	15-16	Cheatham, Ernie (T) Loyola LA	66	54
Brayton, Tyler (DE) Colorado	96	11	Cherilus, Gosder (T) Boston College	78	13-14
Brazier, Larry (DB) USC	47	79-81	Cherry, Stan (LB) Morgan State	59	73
Brazil, LaVon (WR) Ohio	15	12-13	Chester, Larry (DL) Temple	64	98-00
Brethauer, Monte (E) Oregon	80/86/88	53-55	Chester, Raymond (TE) Morgan St.	87	73-77
Brewer, Dewell (RB) Oklahoma	26	94	Cheyunski, Jim (LB) Syracuse	59	75-76
Brien, Doug (K) California	10	01	Choice, Tashard (RB) Georgia Tech	43	13
*Brock, Raheem (DE) Temple	79	02-09	Chorak, Jason (LB) Washington	93	98-98
Bronson, Ben (WR) Baylor	18	95	Chorovich, Dick (T) Miami (O)	78	55-56
Brooks, Bill (WR) Boston U.	80	86-92	Chung, Eugene (DL) Va. Tech.	66	97
Brooks, Chris (WR) Nebraska	83	10-11	Clancy, Sam (DL) Pittsburgh	76	89-93
Brooks, Rodregis (DB) UAB	26	01-02	*Clark, Dallas (TE/FB) Iowa	44	03-11

Clark, Ken (RB) Nebraska.....	32	90-92
Clark, Le'Raven (Texas Tech).....	6216
Clark, Rico (DB) Louisville.....	27	97-98
Clarks, Conrad (DB) NE Louisiana.....	3595
Clemens, Bob (B) Pittsburgh.....	4862
Clinkscale, Dextor (S) S.C. State.....	4786
Clancy, Sam (DL) Pittsburgh.....	76	89-93
Cloherly, Colin (TE) Brown.....	4609
Cofer, Mike (K) N.C. State.....	395
Coffman, Chase (TE) Missouri.....	8516
Cogdill, Gail (E) Washington St.....	8068
Cole, Terry (RB) Indiana.....	34	68-69
Cole, Trent (LB) Cincinnati.....	58	15-16
Coleman, Leonard (DB) Vanderbilt.....	31/47	85-87
Coley, James (TE) Clemson.....	8791
Collett, Elmer (G) SF State.....	66	73-77
Collie, Austin (WR) BYU.....	17	09-12
*Collins, Jerome (TE) Notre Dame.....	4706
Collins, Kerry (QB) Penn State.....	511
Colquitt, Craig (P) Tennessee.....	587
Colteryah, Lloyd (E) Maryland.....	87	54-56
Colvin, Jim (T) Houston.....	67/75	60-63
Condren, Brannon (DB) Troy.....	4207
Conjar, Larry (B) Notre Dame.....	48	69-70
Conley, Steven (LB) Arkansas.....	5998
Conlin, Chris (OL) Penn State.....	66	90-91
Conner, Kavell (LB) Clemson.....	53	10-13
Cook, Fred (DE) So. Mississippi.....	72	74-80
*Cooke, Ed (E) Maryland.....	8559
Cooks, Johnie (LB) Miss. St.....	98	82-88
Cortez, Jose (K) Oregon State.....	605
Coryatt, Quentin (LB) Texas A&M.....	55	92-97
Cosby, Quan (WR) Texas.....	1211
Cota, Chad (DB) Oregon.....	37	99-01
Coutre, Larry (B) Notre Dame.....	2453
Covington, John (DB) Notre Dame.....	3994
Cox, Aaron (WR) Arizona State.....	8093
Craddock, Nate (RB) Parsons.....	3263
Cribbs, Joe (WR) Auburn.....	3088
Cribbs, Josh (RS) Kent State.....	1614
Criswell, Jeff (G) Graceland.....	6287
Crockett, Zack (RB) Florida State.....	32	95-98
Cromartie, Antonio (CB) Florida State.....	3116
Crosby, Cleveland (DE) Arizona.....	7382
Crosby, Cliff (DB) Maryland.....	31	01-03
Crouch, Terry (G) Oklahoma.....	7582
Culver, Rodney (RB) Notre Dame.....	35	92-93
Cunningham, Justice (TE) South Carolina.....	8613
Cunningham, Pat (OL) Texas A&M.....	7290
Cuozzo, Gary (QB) Virginia.....	15	63-66
*Curry, Bill (C) Georgia Tech.....	50	67-72
Curry, Craig (DB) Texas.....	4587
Curry, Shane (DL) Miami.....	9191
*Curtis, Mike (LB) Duke.....	32	65-75
*Curtis, Tom (DB) Michigan.....	25	70-71
Daniel, Eugene (CB) LSU.....	38	84-96
Daniel, Kenny (S) San Jose St.....	23	86-87
Darby, Byron (NT) USC.....	72	87-88
Davenport, Joe Dean (TE) Arkansas.....	49/80	01-03
Davenport, Najeh (RB) Miami (Fla.).....	4908
*David, Jason (DB) Wash. St.....	42	04-06
Davidson, Cotton (QB) Baylor.....	18/19/2	54, 57
Davis, Akeem (S) Memphis.....	3515
Davis, Buster (LB) Florida St.....	5208
Davis, Carey (RB) Illinois.....	4404
Davis, Lee (DB) Mississippi.....	2887
*Davis, Milt (DB) UCLA.....	20	57-60
Davis, Norman (G) Grambling.....	6367
Davis, Preston (CB) Baylor.....	27	84-86
Davis, Ted (LB) Georgia Tech.....	35	64-66

Davis, Travis (NT) Michigan St.....	9591
Davis, Vontae (CB) Illinois.....	23	12-16
Davis, Wendell (WR) LSU.....	1095
Dawkins, Sean (WR) California.....	87	93-97
Dawson, Clifton (RB) Harvard.....	30	07-08
Dawson, Keyunta (DL) Tex. Tech.....	96	07-10
Dawson, Lake (WR) Notre Dame.....	8799
Dawson, JaJuan (WR) Tulane.....	1103
*DeCarlo, Art (E) Georgia.....	21/23	57-60
Dee, Donnie (TE) Tulsa.....	48	88-89
Delaney, Jeff (S) Pittsburgh.....	34	82-83
DelBello, Jack (B) Miami (Fla.).....	1253
DeMulling, Rick (G) Idaho.....	64	01-04
Denson, Autry (RB) Notre Dame.....	2002
Dent, Richard (DE) Tenn. State.....	9696
DeRoo, Brian (WR) Redlands U.....	87	79-81
DeVan, Kyle (G) Oregon State.....	66	09-10
Dickel, Dan (LB) Iowa.....	55	74-77
Dickerson, Eric (RB) SMU.....	29	87-91
Dickey, Curtis (RB) Tex. A&M.....	27/33	80-85
Diehl, John (T) Virginia.....	78	61-64
*Diem, Ryan (OT) N. Illinois.....	71	01-11
Diles, Zac (LB) Kansas State.....	5411
Dilger, Ken (TE) Illinois.....	85	95-01
Dilts, Bucky (P) Georgia.....	1079
Dixon, Antonio (DT) Miami (Fla.).....	9712
Dixon, Randy (G) Pittsburgh.....	69	87-95
Dixon, Titus (WR) Troy State.....	8789
Dixon, Zachary (RB) Temple.....	31	80-82
Doering, Chris (WR) Florida.....	15	96-97
Doering, Jason (DB) Wisconsin.....	34	01-03
Domres, Marty (QB) Columbia.....	14	72-75
Donaldson, Ray (CB) Georgia.....	53	80-92
*Donovan, Art (DT) Boston Col.....	70	53-61
Dorsett, Phillip (WR) Miami (Fla.).....	15	15-16
*Dorsey, DeDe (RB) Lindenwood.....	3006
*Doss, Mike (DB) Ohio State.....	20	03-06
Doughty, Glenn (WR) Michigan.....	35	72-79
Doyle, Jack (TE) Western Kentucky.....	84	13-16
Drougas, Tom (T) Oregon.....	74	72-73
*Duncan, James (DB) Md. St.....	35	69-71
Dunlap, Len (DB) N. Tex. St.....	4671
Dunn, Perry Lee (RB) Mississippi.....	3169
*Dupre, L.G. (RB) Baylor.....	45	55-59
Durham, Steve (DE) Clemson.....	7282
Dutton, John (DE) Nebraska.....	78	74-78
Echols, Mike (DB) Wisconsin.....	3104
Ecklund, Brad (C) Oregon.....	5053
Edds, A.J. (LB) Iowa.....	5211
Edmunds, Randy (LB) Ga. Tech.....	5272
Edwards, Dan (E) Georgia.....	82	53-54
Edwards, Lavar (LB) LSU.....	9516
Eggers, Dough (LB) S. Dakota St.....	67	54-57
Ehrmann, Joe (DT) Syracuse.....	76	73-80
Eisenhooth, Stan (OL) Towson St.....	6789
Ekern, Andy (T) Missouri.....	7984
Eldridge, Brody (TE) Oklahoma.....	81	10-11
Elias, Keith (RB) Princeton.....	23	98-99
Elko, Bill (NT) LSU.....	9687
Embree, Mel (E) Pepperdine.....	8553
Emtman, Steve (DT) Wash.....	79/90	92-94
Enke, Fred (QB) Arizona.....	17	53-54
Erickson, Craig (QB) Miami (Fla.).....	795
Essex, Trai (G) Northwestern.....	6612
Etheredge, Carlos (TE) Miami.....	8194
Evans, Darren (RB) Virginia Tech.....	3211
Farley, Matthias (S) Notre Dame.....	4116
Faulk, Marshall (RB) San Diego St.....	28	94-98
Faulkner, Jeff (DL) Southern.....	9490
Favors, Greg (LB) Miss. State.....	5102



ADMINISTRATION

COACHING STAFF

FOOTBALL OPERATIONS

BUSINESS OPERATIONS

PLAYERS

2016 SEASON IN REVIEW

COLTS HISTORY

RECORDS

COLTS IN THE COMMUNITY

Fayson, Jarred (WR) Illinois.....	1611	Golsteyn, Jerry (QB) N. Illinois.....	12/1579
Feagin, Wiley (G) Houston.....	6161-62	Gonzalez, Anthony (WR) Ohio St.....	1107-11
Feamster, Tom (T) Florida St.....	7956	Gonzalez, Joaquin (OL) Miami (Fla.).....	7405
Feasel, Grant (C) Abilene Christian.....	5083-84	Good, Denzelle (T) Mars Hill.....	7115-16
*Federkeil, Dan (OT) Calgary.....	7606-09	Goode, Chris (DB) Alabama.....	3787-93
Federspiel, Joe (LB) Kentucky.....	5081	*Goode, Tom (C) Mississippi St.....	5470
Felton, Jerome (FB) Furman.....	4211	Gordon, Lennox (RB) N. Mexico.....	3000
Felts, Bob (B) Florida A&M.....	4765	Gordy, Josh (CB) Central Michigan.....	2712-14
Ferguson, Joe (QB) Arkansas.....	1290	Gore, Frank (RB) Miami (Fla.).....	2315-16
Ferguson, Josh (RB) Illinois.....	3416	Graham, Nick (DB) Tulsa.....	4208
Fernandes, Ron (DE) E. Michigan.....	7376-79	*Gramatica, Martin (K) Kansas St.....	1004-06
Fields, Greg (DE) Grambling.....	7979-80	Grant, Alan (DB) Stanford.....	2690-91
Fields, Jitter (DB) Texas.....	2987	*Grant, Bob (LB) Wake Forest.....	5168-70
Figaro, Cedric (LB) Notre Dame.....	5891	Grant, Stephen (LB) W. Virginia.....	5992-97
Finn, Jim (RB) Penn.....	3600-02	Graves, Marshane (T) Arizona.....	6187
Finnin, Tom (DT) Detroit.....	7753-56	Gray, Carlton (DB) UCLA.....	2697
Fleener, Coby (TE) Stanford.....	8012-15	Gray, Cecil (DL) North Carolina.....	7593-94
*Fletcher, Bryan (TE) UCLA.....	8105-07	Gray, Dervin (DB) BYU.....	3093-97
Flowers, Bernie (E) Purdue.....	8156	Green, Anthony (DT) N. Carolina St.....	9181
Flowers, Dick (B) Northwestern.....	1853	Green, E.G. (WR) Florida State.....	8498-00
Floyd, Anthony (DB) Louisville.....	3903-04	Green, Marshay (CB) Mississippi.....	3012
Foley, Tim (T) Notre Dame.....	7881	Green, T.J. (S) Clemson.....	3216
Fontenot, Al (DE) Baylor.....	9997-98	Greene, Scott (RB) Mich. St.....	4398-99
Footo, Chris (C) USC.....	6680-81	Gregory, Ken (E) Whittier.....	8861
Footman, Dan (DE) Florida St.....	9897-98	Griffin, Wade (T) Mississippi.....	6977-81
Forsett, Justin (RB) California.....	3008	Griggs, Perry (KR) Troy State.....	2877
Foster, Brandon (DB) Texas.....	3908	Grimm, Dan (G) Colorado.....	6769
Foster, Eric (DT) Rutgers.....	6808-11	Grimmsley, Ed (LB) Akron.....	5687
Fokou, Moise (ILB) Maryland.....	5812	Groce, Cliff (RB) Texas A&M.....	27/3395-97
Francisco, Aaron (DB) BYU.....	4309-10	Gronkowski, Chris (FB) Arizona.....	4911
Franklin, Aubrayo (DL) Tennessee.....	9713	Gross, Lee (C) Auburn.....	5279
Franklin, Cleveland (RB) Baylor.....	2880-82	Guy, Lawrence (DE) Arizona State.....	6712-13
Franklin, Willie (WR) Oklahoma.....	3072	Guy, Winston (S) Kentucky.....	2715-16
Frazier, Derrick (DB) Texas A&M.....	3196	Guzman, Ramon (LB) Buffalo.....	5207
Freeman, Jerrell (ILB) M.H.Baylor.....	5012-15	Haddad, Drew (WR) Buffalo.....	8401-02
Freeman, Josh (QB) Kansas State.....	515	Haeg, Joe (T) North Dakota State.....	7316
*Freaney, Dwight (DE) Syracuse.....	9302-12	*Hagler, Tyjuan (LB) Cincinnati.....	5605-10
Freitas, Makoa (T) Arizona.....	7603-04	Haines, John (DL) Texas.....	9086
Fultz, Mike (DT) Nebraska.....	72/9281	Hall, De'von (DB) Utah State.....	4509
Gagliano, Bob (QB) Utah State.....	1188	Hall, Randy (CB) Idaho.....	3374-76
Gambol, Chris (T) Iowa.....	7488	Hall, Roy (WR) Ohio State.....	8307-08
Ganas, Rusty (DT) S. Carolina.....	7371	Hall, Steven (DB) Kentucky.....	3596
*Gandy, Dylan (G) Texas Tech.....	5705-07	Hamilton, Joe (QB) Georgia Tech.....	304
Garcon, Pierre (WR) Mt. Union.....	8508-11	Hamlin, Ken (DB) Arkansas.....	3510
*Gardin, Ron (DB) Arizona.....	3070-71	Hamm, Bob (DE) Nev.-Reno.....	9587
Gardner, Ellis (OL) Georgia Tech.....	6584	Hampton, Jermaine (DB) N. Ill.....	4701-02
*Gardner, Gilbert (LB) Purdue.....	5104-06	Hancock, Kevin (LB) Baylor.....	5187
Gardocki, Chris (P) Clemson.....	1795-98	Hand, Jon (DE) Alabama.....	7886-94
Garrett, Mike (P) Georgia.....	981	Harbaugh, Jim (QB) Michigan.....	4/1294-97
Garry, Ben (RB) So. Mississippi.....	2979-80	Harbour, James (WR) Mississippi.....	8786
Gaubatz, Dennis (LB) LSU.....	5365-69	Hardeman, Don (RB) Texas A&M Kingsville.....	3678-79
Geathers, Clayton (S) Central Florida.....	42/2615-16	Hardin, Steve (OL) Oregon.....	6696
Geathers, Clifton (DE) S. Carolina.....	6612	Harness, Jim (TE) Mississippi St.....	20/4156
George, Ed (T) Wake Forest.....	7375	Harold, George (B) Allen.....	4266-67
George, Jeff (QB) Illinois.....	1190-93	*Harper, Nick (DB) Ft. Valley St.....	7501-06
Giannetti, Frank (DL) Penn State.....	6591	Harper, Shawn (T) Indiana.....	2595
Gibson, David (DE) USC.....	2602	Harris, Joe (LB) Georgia Tech.....	5082
Giguere, Sam (WR) Sherbrooke.....	1409	Harris, Sean (LB) Arizona.....	5501
Gilbert, Ben (G) Ohio State.....	6900-01	Harris, Walt (DB) Miss. State.....	2102-03
Gilburg, Tom (T) Syracuse.....	7361-65	Harris, Wendell (DB) LSU.....	2662-65
Gill, John (DT) Northwestern.....	6909	Harrison, Bob (B) Ohio U.....	2061
Gill, Owen (RB) Iowa.....	4485-86	Harrison, Dwight (DB) Texas A&I.....	2878-79
Ginn, Hubert (RB) Florida A&M.....	27/3973	Harrison, Jonathan (C) Florida.....	7214-16
*Giordano, Matt (DB) California.....	4305-08	*Harbour, Marvin (WR) Syracuse.....	8896-08
Glasgow, Nesby (DB) Washington.....	2579-87	Hart, Jeff (T) Oregon State.....	6879-83
Glenn, Cody (LB) Nebraska.....	5209-10	Hart, Mike (RB) Michigan.....	3208-10
*Glenn, Tarik (OT) California.....	7897-06	*Hartsock, Ben (TE) Ohio State.....	8004-06
Glick, Gary (B) Colo. A&M.....	4761	Harvey, Mario (ILB) Marshall.....	5412-14
Glover-Wright, Tay (CB) Utah State.....	3915	Hasselbeck, Matt (QB) Boston College.....	813-15
*Goddard, Johnathan (LB) Marshall.....	55/9605-06	Hatchett, Derrick (CB) Texas.....	4280-83

Hathaway, Steve (LB) W. Virginia	58	84
Hauck, Tim (DB) Montana	45	98
Havili, Stanley (RB) USC	39	13
*Havrilak, Sam (B) Bucknell.....	17	69-73
*Hawkins, Alex (B) S. Carolina	25	59-65, 67-68
Hawthorne, Greg (TE) Baylor	83	87
*Hayden, Kelvin (DB) Illinois	26	05-10
Haymond, Alvin (DB) Southern U.	30	64-67
Heard, Kellen (DT) Memphis	65	12
Heffern, Shawn (OL) Notre Dame.....	79	87
Heimkreiter, Steve (LB) Notre Dame ..	58	80
Hemphill, Darryl (FS) W. Texas St.	27	82
*Hendricks, Ted (LB) Miami (Fla.)	83	69-73
Henry, Bernard (WR) Arizona St.	88	82-85
Henry, Steve (DB) Emporia State	44	81
Hepburn, Lonnie (CB) Texas So	43	71-72
Hermann, John (B) UCLA	20	56
Herosian, Brian (S) Connecticut.....	29	73
Herremans, Todd (G) Saginaw Valley St.	79	15
Herrera, Amarilo (LB) Georgia	49	15
Herrmann, Mark (QB) Purdue	9	83-84, 90-92
Herrod, Jeff (LB) Mississippi	54	88-96, 98
Herron, Daniel (RB) Ohio State	36	13-15
Herzing, Adam (WR) Cal-Poly	15	02
Hester, Jessie (WR) Florida State	84	90-93
Hetherington, Chris (RB) Yale	44	96-98
Heyward, Craig (RB) Pittsburgh	33	98
Heyward-Bey, Darrius (WR) Maryland	81	13
Hickman, Dallas (LB) California	57	81
Hickman, Justin (OLB) UCLA	55	12
Hicks, Brandon (DT) Bowling Green	72	03
Hicks, Dwight (S) Michigan	29	86
Hilger, Rust (QB) Oklahoma St.	7/12	90-91
Hill, Anthony (TE) NC State	83	11
*Hill, Jerry (RB) Wyoming	45	61, 63-70
Hill, Michael (RB) Missouri Western St.	23	14
Hills, Tony (T) Texas	78	12
Hilliard, Corey (T) Oklahoma St.	72	07-08
*Hilton, Roy (DE) Jackson St.	85	65-73
Hilton, T.Y. (WR) Florida Int.	13	12-16
Hines, Jermale (DB) Ohio State	26	11
Hinton, Chris (G/T) Northwestern.....	75	83-89
Hinton, Chuck (DT) N. Carolina Central ..	75	72
*Hinton, Ed (WR) Oklahoma	33	69-72
Hoaglin, Fred (C) Pittsburgh	54	73
Hobert, Billy Joe (QB) Washington	14	00
Hogebloom, Gary (QB) C. Michigan	7	86-88
Holcomb, Kelly (QB) MTSU	13	96-00
Hollifer, Dwight (LB) N. Carolina	56	00
Holloway, Cornell (DB) Pittsburgh	25	90-92
Holmberg, Rob (LB) Penn State	59	98
Holmes, Darick (RB) Portland State	44	99
Holmes, Khaled (C/G) USC	42	13-15
Holmes, Mike (DB) Syracuse	20	11
Holsey, Bernard (DL) Duke	79	00
Holt, John (CB) W. Texas State.....	21	86-88
Horn, Dick (B) Stanford	18	58
Houchin, Thomas (DE) Kansas St.	67	04
Howard, Marcus (DE) Georgia	32	08
Howe, Garry (DT) Colorado	72	94
Howell, Delano (S) Stanford	26	12-13
Huard, Brock (QB) Washington	7	02-03
Hudson, Nat (G) Georgia	63	82
Huff, Ken (G) N. Carolina	62	75-82
Huffman, Darvell (WR) Boston U.	85	91
Hugasian, Harry (B) Stanford	31	55
Hughes, Dante (DB) California.....	20	07-08
Hughes, Jerry (DE) TCU	92	10-12
Hughes, Montori (DL) Tennessee-Martin ..	94	13-14
Hughes, Robert (RB) Notre Dame.....	29	12-13

Humber, Ramon (LB) N. Dakota St.	59	09-10
Humiston, Mike (LB) Weber St.	57	82, 84
Humm, David (QB) Nebraska	10/11	81-82
Humphrey, Ronald (RB) Ms. V. St.	25	94-95
Humphries, Leonard (DB) Penn St.	23	94
Hunley, LaMonte (LB) Arizona	56	85-86
Hunt, George (K) Tennessee	10	73
Hunter, Ivy Joe (RB) Kentucky	45	89-90
Hunter, James (NT) USC	92	82
Hutchins, Von (DB) Mississippi	27	04-05
Hutton, Trevor (G) Utah State	61	04
Huzvar, John (RB) Pittsburgh	30/38	53-54
Hyde, Glenn (T) Pittsburgh	65	82
Ijalana, Ben (G) Villanova	79	11
Iorio, Joe (C) Penn State	60	04
Insley, Trevor (WR) Nev.-Reno	83	01
Irving, Nate (LB) North Carolina St.	55	15
Ismail, Qadry (WR) Syracuse	83	02
Jackson, Andrew (LB) Western Kentucky ..	54	14
Jackson, D'Qwell (LB) Maryland	52	14-16
Jackson, Edwin (LB) Georgia Southern ..	53	16
Jackson, Ken (G) Texas	74	53-57
Jackson, Marcus (DL) Purdue	76	87
Jackson, Mark (WR) Purdue	84	94
*Jackson, Marlin (DB) Michigan	28	05-09
Jackson, Victor (DB) Bowie State	39	86
Jackson, Wavery (OL) Va. Tech	74	98-02
Jacquet, Nate (WR) San Diego St.	18	97
James, Brandon (WR) Florida	12	10
James II, Charles (CB) Charleston Southern ..	38	16
James, Edgerrin (RB) Miami	32	99-05
James, Javaris (RB) Miami	42	10
James, June (LB) Texas	58	87
James, Tommy (B) Ohio St.	42	56
Jarvis, Ralph (DL) Temple	93	90
Jaworski, Matt (LB) Colgate	59	91
Jean Francois, Ricky (DL) LSU	99	13-14
Jefferson, Joseph (DB) W. Kentucky.....	29	02-05
*Jefferson, Roy (WR) Utah	87	70
Jenkins, Fletcher (DE) Washington	94	82
*Jennings, Tim (DB) Georgia	23/27	06-09
Johnson, Andre (WR) Miami (Fla.)	81	15
Johnson, Anthony (RB) Notre Dame	23	90-93
Johnson, Antonio (DT) Miss. St.	99	08-12
Johnson, Cam (LB) Virginia	59	13-14
*Johnson, Charlie (T) Okla. St.	74	06-10
*Johnson, Cornelius (G) Va. Union	60	68-72
Johnson, Curtis (DE) Clark Atlanta Univ.	94	08
Johnson, Ed (DT) Penn State	92/99	07-09
Johnson, Ellis (DT) Florida	62	95-01
Johnson, Ezra (DE) Morris Brown	90	88-89
Johnson, Gary Don (DT) Baylor	90	80
Johnson, Greg (DT) Florida State	79	77
Johnson, Jason (C) Kansas St.	59/60	97-99
Johnson, Kelley (WR) Colorado	84	87
Johnson, Marshall (WR) Hou.	29/80	75-78
Johnson, Terrence (DB) Cal (PA)	23	11
Johnson, Wayne (QB) Georgia	18	89
Jones, Arthur (DT) Syracuse	97	14, 16
Jones, Bert (QB) LSU	7	73-81
Jones, Brian (LB) Texas	56	91
Jones, Bryant (DB) Toledo	33	87
Jones, Dominique (TE) Shepherd	46	12-13
Jones, Isaac (WR) Purdue	15	99-00
Jones, Joe (TE) Va. Tech	81	87
Jones, Mike (TE) Texas A&M	49	93
Jones, Richard (DB) Texas A&I	39	96
Jones, Ricky (LB) Tuskegee	51	80-83
Jordan, Antony (LB) Vanderbilt	91	98
Jordan, Steve (K) USC	6	87



ADMINISTRATION

COACHING STAFF

FOOTBALL OPERATIONS

BUSINESS OPERATIONS

PLAYERS

2016 SEASON IN REVIEW

COLTS HISTORY

RECORDS

COLTS IN THE COMMUNITY

Joseph, Vance (DB) Colorado	43	96	Leeuwenburg, Jay (OG) Colorado	58	96-98
*Joyce, Don (DE) Tulane	76/83	54-60	Lefeged, Joe (DB) Rutgers	35	11-13
*June, Cato (LB) Michigan	59	03-06	Leiding, Jeff (LB) Texas	92	86-87
Justice, Steve (C/G) Wake Forest	53	08	Leigeb, Brian (DB) Cen. Michigan	40	02
Justice, Winston (T) USC	69	12	Lesane, Jimmy (B) Virginia	31	54-55
Justin, Paul (QB) Arizona State	11	95-97	Lester, Keith (TE) Murray St	88	87
Justin, Sid (CB) Long Beach St.	44	82	*Lewis, Harold (B) Houston	43	59
Kaczmarek, Mike (LB) Southern Ill.	52	73	Lewis, Joe (T) Compton	72	61
Kafentzis, Mark (S) Hawaii	29	83-84	*Lilja, Ryan (G) Kansas State	65	04-09
Kalmanir, Tom (B) Nevada	40	53	Lindley, Ryan (QB) San Diego State	3	15
Kapinos, Jeremy (P) Penn State	3	10	Linhart, Toni (K) Austria Tech	2	74-79
Karim, Deji (RB) Southern Illinois	36	12	Linkenbach, Jeff (OT) Cincinnati	72	10-13
Keane, Tom (DB) W. Virginia	21	53-54	Linn, Jack (T) West Virginia	67	91
Kearse, Tim (WR) San Jose St.	85	87	Linne, Aubrey (E) TCU	87	61
*Keiaho, Freddy (LB) San Diego St.	54	06-09	*Lipscomb, Gene (DT) Miller H.S.	76	56-60
Keith, Kenton (RB) New Mexico St.	36	07	Little, Jack (T) Texas A&M	72	53-54
Kellar, Scott (NT) N. Illinois	94	86-87	Lockett, J.W. (B) Okla. Central	35	63
Kelly, Ryan (C) Alabama	78	16	*Logan, Jerry (DB) W. Texas St.	20	63-72
Kennedy, Jimmie (TE) Colorado St.	85	75-77	Looney, Joe Don (RB) Oklahoma	32	64
Kent, Joey (WR) Tennessee	16	00	Lopienski, Tom (RB) Notre Dame	36	03-04
Kerkorian, Gary (QB) Stanford	18	54-56, 58	Lorick, Tony (RB) Arizona St.	33	64-67
Kern, Rex (DB) Ohio State	44	71-73	Louis, Lance (G) San Diego St.	60	14-15
Kerr, Zach (NT) Delaware	94	14-16	Lowdermilk, Kirk (C) Ohio State	63	93-96
Keur, Josh (TE) Michigan State	83	00	Lowery, Dwight (S) San Jose State	33	15
Kiel, Blair (QB) Notre Dame	5	86-87	Lowry, Orlando (LB) Ohio St.	58/59	85-89
Kight, Danny (K) Augusta State	7	99-00	Luce, Derrel (LB) Baylor	58	75-78
King, Brandon (DB) Purdue	37	10-11	Luck, Andrew (QB) Stanford	12	12-16
King, Deon (LB) Norfolk State	50	16	Lush, Mike (DE) E. Stroudsburg St.	28	86
King, Justin (WR) Penn State	21	12	Luther, Ed (QB) San Jose St.	11	86
King, Mitch (DT) Iowa	75	10	Lutus, Scott (LB) Connecticut	56	11
King, Shawn (DE) NE Louisiana	96	99	*Lyles, Lenny (DB) Louisville	26/43	58, 61-69
Kirchiro, Bill (G) Maryland	64	62	Lynch, Corey (DB) Appalachian State	42	13
Kirchner, Mark (T) Baylor	63	84, 86	Mackey, Dee (E) E. Texas St.	85	61-62
Kirkland, Mike (QB) Arkansas	15	76-78	*Mackey, John (TE) Syracuse	88	63-71
Kirouac, Lou (T) Boston College	61	64	Macclin, David (DB) Penn State	27	00-03
Kitchings, Desmond (WR) Furman	12	01	MacLeod, Tom (LB) Minnesota	52	74-78
*Klecko, Dan (DT) Temple	61/90/92	06-07	Madison, Anthony (DB) Alabama	37	09
Klecko, Joe (NT) Temple	73	88	Maggitt, Curt (LB) Tennessee	92	16
Knight, Steve (OL) Tennessee	63/73	87-88	Mahaffey, Ryan (FB) Northern Iowa	47	11
Koffer, Matt (QB) San Diego State	12	85	Mahlum, Eric (G) California	65	94-96
Koman, Bill (G) North Carolina	65	56	*Maitland, Jack (RB) Williams	23/40	70
Kostelnik, Ron (T) Cincinnati	65	69	Majkowski, Don (QB) Virginia	7	93-94
Kovac, Ed (B) Cincinnati	43	60	Mallard, Josh (DT) Georgia	68	02
Krahl, Jim (DT) Texas Tech	90	79-80	Mandarin, Tony (T) Michigan St.	79	96-98
Krauss, Barry (LB) Alabama	55	79-88	*Manning, Peyton (QB) Tenn.	18	98-11
*Krouse, Ray (DE) Maryland	78	58	Manoa, Tim (RB) Penn State	44	91
Kunz, George (T) Notre Dame	75	75-77, 80	Maples, Butch (C) Baylor	53	63
Labinjo, Mike (LB) Michigan State	92	05	*Marchetti, Gino (DE) USF	75/89	53-64, 66
*LaCasse, Ryan (DE) Syracuse	99	06	Marshall, Greg (DT) Oregon St.	66	78
Lacey, Jacob (DB) Oklahoma St.	27	09-11	Martin, Jim (K) Notre Dame	47	63
La Fleur, Greg (TE) LSU	83	86	Martin, Robbie (WR) Cal Poly-SLO	31/88	85-86
Laird, Bruce (DB) American Intl	40	72-81	Martin, Sammy (WR) LSU	86	91
Landy, Greg (QB) Massachusetts	11	79-81	Martin, Steve (DT) Missouri	30	96-98
Landy, LaRon (DB) LSU	30	13-14	Mason, Lindsey (T) Kansas	79	83
Langas, Bob (E) Wayne	83	53	Mathews, Jason (T) Tex. A&M	67/74	94-97
Lange, Bill (G) Dayton	66	54	Mathews, Ricardo (DT) Cincinnati	91	10-13
Langford, Kendall (DE) Hampton	90	15-16	Mathias, Ric (DB) Wisc.-LaCrosse	42	98
Langhorne, Reggie (WR) Elizabeth City St.	85	92-93	Mathis, Dedic (DB) Houston	26	96-97
LaPointe, Ron (TE) Penn State	85	80	*Mathis, Robert (DE) Alabama A&M	98	03-13, 15-16
Larson, Kurt (LB) Michigan State	59	89-90	Match, Trevor (OL) BYU	64	92-93
*Larson, Lynn (T) Kansas State	67	71-72	Matte, Tom (RB) Ohio St.	27/41	61-72
Laskey, Bill (LB) Michigan	51	71-72	Mattes, Ron (T) Virginia	75	92
Lattimore, Brian (RB) SE Mo. State	21	91	Mattiaice, Frank (DL) Holy Cross	97	87
Lawton, Luke (RB) McNeese State	45	07	*Matuszak, Marv (B) Tulsa	64	59-61
Leaks, Roosevelt (RB) Texas	48	75-79	Mauck, Carl (LB) So. Illinois	65	69
Leberman, Bob (B) Syracuse	40	54	*Maxwell, Tom (B) Texas A&M	42	69-70
*Lee, David (P) Louisiana Tech	49	66-78	Maxwell, Vernon (LB) Arizona St.	56	83-84
Lee, Keith (DB) Colorado State	42	85	*May, Ray (LB) USC	56	70-72
Lee, Monte (C) Texas	67	65	Mayo, Ron (TE) Morgan State	83	74
Lee, Ron (RB) West Virginia	34	76-78	McAfee, Pat (P) West Virginia	1	09-16

McCall, Reese (TE) Auburn.....	86	78-82
McCaughey, Don (RB) N.Carolina.....	23	71-81
McClendon, Jacques (OG) Tenn.....	65/80	10
McClendon, Skip (DL) Arizona St.....	95	92-93
McCloskey, Mike (HB) Penn State.....	49	87
McCloughan, Dave (DB) Colorado.....	42	91
McCoy, Tony (NT) Florida.....	61/94	92-99
McDaniel, Emmanuel (DB) E.Carolina.....	39	97-98
McDonald, Devon (LB) Notre Dame.....	57	93-95
McDonald, Dewey (S) California (Pa.).....	31	14-15
McDonald, Quintus (LB) Penn St.....	96	89-91
McDougal, Kevin (RB) Colo. St.....	43	00-01
McElroy, Leeland (RB) Texas A&M.....	34	99
McElroy, Ray (DB) E. Illinois.....	40	95-98
*McFarland, Anthony (DT) LSU.....	92	06-07
McGill, T.Y. (DT) North Carolina State.....	67/99	15-16
McGlynn, Mike (G/C) Pittsburgh.....	75	12-13
McGregor, Keli (TE) Colorado St.....	83	85
McGuire, Kaipo (WR) BYU.....	10/11	97-98
McHan, Lamar (QB) Arkansas.....	14/17	61-63
McKinney, Steve (G) Texas A&M.....	76	98-01
McLemore, Chris (RB) Arizona.....	36	87
McLemore, Thomas (TE) Southern.....	81	95
McMillan, Chuck (B) John Carroll.....	31	54
McMillan, Randy (RB) Pittsburgh.....	32	81-86
McNanie, Sean (DL) San Diego St.....	90	90
McNary, Josh (LB) Army.....	57	13-16
McNeill, Mike (TE) Nebraska.....	80	11
McPhail, Buck (RB) Oklahoma.....	31	53
McQuaid, Dan (OL) UNLV.....	60	88
Meadows, Adam (T) Georgia.....	73	97-03
Melvin, Rashaan (CB) Northern Illinois.....	30	16
Memmelaar, Dale (G) Wyoming.....	67	66-67
Mendenhall, Ken (C) Oklahoma.....	57	71-80
Meredith, Jamon (T) South Carolina.....	64	14
Merritts, Jim (DL) West Virginia.....	65	87
Metcalfe, Bo (FB) Baylor.....	28	84
Mewhort, Jack (G) Ohio State.....	75	14-16
Michaels, Lou (DE, K) Kentucky.....	79	64-69
Mickens, Arnold (RB) Butler.....	27	96
Middleton, Frank (RB) Florida A&M.....	43	84-85
Mike-Mayer, Steve (K) Maryland.....	5	79-80
Mildren, Jack (S) Oklahoma.....	11	72-73
Miller, Brandon (DT) Georgia.....	65	00
Miller, Chuckie (DB) UCLA.....	28	88
Miller, Dan (K) Miami (Fla.).....	1	82
Miller, Eddie (WR) South Carolina.....	86	92-93
*Miller, Fred (DT) LSU.....	76	63-72
Miller, Kyle (TE) Mount Union.....	86	12
Miller, Prince (DB) Georgia.....	26	11
Mills, Jim (T) Hawaii.....	76	83-84
Milton, Christopher (CB) Georgia Tech.....	40	16
Mioduszewski, Ed (B) Wm. & Mary.....	26	53
Miranda, Paul (DB) Central Florida.....	21	99
Mitchell, Lydell (RB) Penn State.....	26	72-77
Mitchell, Pete (TE) Boston College.....	49	03
*Mitchell, Tom (TE) Bucknell.....	84	68-73
Moala, Fili (DT) USC.....	95	09-13
Moncrief, Donte (WR) Mississippi.....	10	14-16
Montgomery, Monty (DB) Houston.....	34	97-99
Mooney, Ed (LB) Texas Tech.....	58	72-73
Moore, Alvin (RB) Arizona State.....	23	83-84
Moore, Devin (RB) Wyoming.....	45	10
Moore, Henry (B) Arkansas.....	27	57
Moore, Jimmy (G) Ohio State.....	65	81
Moore, Kenny (WR) Wake Forest.....	80	10
Moore, Larry (OL) Michigan.....	50/72	98-01
*Moore, Lenny (RB) Penn State.....	24	56-67
Moore, Mewelde (RB) Tulane.....	26/37	12
Moore, Sio (LB) Connecticut.....	51/55	15-16

*Moorehead, Aaron (WR) Illinois.....	85	03-07
Morgan, DaJuan (DB) N. Car. St.....	34	10
Morgan, Stanley (WR) Tenn.....	86/88	90
*Morrall, Earl (QB) Michigan St.....	15	68-71
Morris, Darryl (CB) Texas State.....	35	16
*Morris, Rob (LB) Brigham Young.....	94	00-07
Morris, Stephen (QB) Miami (Fla.).....	7	16
Morrison, Antonio (LB) Florida.....	44	16
Morrison, Don (T) Texas-Arl.....	79	78
Morrison, Steve (LB) Michigan.....	52/92	95-98
Morton, Mike (LB) N. Carolina.....	51	01
Mosier, John (TE) Kansas.....	88	72
Moss, Roland (RB, TE) Toledo.....	44	69
Moss, Zefross (T) Alabama St.....	73	89-94
Moten, Adrian (LB) Maryland.....	57	11
Mount, Deiontrez (LB) Louisville.....	48	16
Mrosko, Bob (TE) Penn State.....	88	91
Muhammad, Mustafah (DB) Fres. St.....	21/31	99-00
Muir, Dan (DT) Kent State.....	90	08-11
Muamba, Henoc (LB) St. Francis Xavier.....	51	14
Mumphord, Lloyd (CB) Texas So.....	42	75-78
*Mungro, James (RB) Syracuse.....	23	02-06
Munsey, Nelson (CB) Wyoming.....	31	72-77
Murphy, Rob (G) Ohio State.....	61	02
Murray, Dan (LB) E. Stroudsburg St.....	52	89
Murray, Walter (WR) Hawaii.....	86	86-87
Murtha, Greg (T) Minnesota.....	78	82
*Mutscheller, Jim (E) Notre Dame.....	84	54-61
Myers, Bob (T) Ohio St.....	79	55
*Myhra, Steve (LB, K) N. Dakota.....	65	57-61
Myslinski, Tom (OL) Tennessee.....	67	98
Nagle, Browning (QB) Louisville.....	18	94
Napowski, Eric (LB) Connecticut.....	51	89
Neal, Dan (C) Kentucky.....	50	73-74
Neal, Leon (RB) Washington.....	20	96-97
*Nelson, Andy (DB) Memphis St.....	80	57-63
*Nelson, Dennis (T) Illinois State.....	68	70-74
Nelson, Jim (LB) Penn State.....	57	03-04
Nettles, Doug (CB) Vanderbilt.....	30	74-79
Nevis, Drake (DT) LSU.....	94	11-12
*Newsome, Billy (DE) Grambling.....	81	70-72
Newsome, Jonathan (LB) Ball State.....	91	14-15
Newton, Jim (OT) Utah State.....	69	03
Newton, Mike (DB) Buffalo.....	38	10
Nichols, Ricky (WR) East Carolina.....	80	85
*Nichols, Robbie (LB) Tulsa.....	52	70-71
Nicks, Hakeem (WR) North Carolina.....	14	14
Nixon, Xavier (T) Florida.....	71	13-14
Noble, James (WR) S.F. Austin.....	87	87
Noga, Al (DE) Hawaii.....	99	94
Nottingham, Don (RB) Kent St.....	48	71-73
Novak, Ken (DT) Purdue.....	74	76-77
*Nowatzke, Tom (RB) Indiana.....	34	70-72
Nugent, Terry (QB) Colo. State.....	14	87
Nunn, Freddie Joe (DE) Miss.....	93	94-96
Nussmeier, Doug (QB) Idaho.....	10	98
*Nutter, Buzz (C) VPI.....	50	54-60, 65
Nwokorie, Chukie (DE) Purdue.....	91	99-02
Nyers, Dick (B) Indiana Central.....	21/80	56-57
Oatis, Victor (WR) N.W. Louisiana.....	84	83
*O'Brien, Jim (K, WR) Cincinnati.....	80	70-72
O'Dell, Stu (LB) Indiana.....	55	78
Odum, Cliff (LB) Texas-Arlington.....	49/93	82-89
Ojinnaka, Quinn (T) Syracuse.....	69	11
Okine, Earl (DE) Florida.....	95	15
Oldham, Ray (S) Mid. Tenn. St.....	25	73-77
Olds, Bill (RB) Nebraska.....	38	73-75
Olive, Bobby (WR) Ohio State.....	16/18	95-96
Oliver, Hubert (FB) Arizona.....	30	86
Olsen, Hans (DT) BYU.....	67	01



ADMINISTRATION

COACHING STAFF

FOOTBALL OPERATIONS

BUSINESS OPERATIONS

PLAYERS

2016 SEASON IN REVIEW

COLTS HISTORY

RECORDS

COLTS IN THE COMMUNITY

Olsen, Seth (G) Iowa.....	73.....	11-12	Powers, Jeraud (DB) Auburn.....	25.....	09-12
O'Neal, Calvin (LB) Michigan.....	51.....	78	Prater, Shaun (CB) Iowa.....	26.....	15
O'Neal, Robert (DB) Clemson.....	32.....	93-94	Pratt, Robert (G) N. Carolina.....	61.....	74-81
*O'Neil, Keith (LB) N. Arizona.....	53.....	05-06	*Preas, George (T) VPI.....	60.....	55-65
Ontko, Bob (LB) Penn State.....	51.....	87	Price, Sheldon (CB) UCLA.....	40.....	15
Orduña, Joe (RB) Nebraska.....	37.....	74	*Pricer, Billy (RB) Oklahoma.....	31.....	57-60
Orlovsky, Dan (QB) Connecticut.....	6.....	11	Prior, Mike (DB) Illinois State.....	39.....	87-92
*Orr, Jimmy (E) Georgia.....	29.....	61-70	*Proehl, Ricky (WR) Wake Forest.....	11.....	06
Orvis, Herb (DT) Colorado.....	88.....	79-81	Pruitt, James (WR) Cal. St.-Ful.....	49/86.....	88-89
O'Steen, Dwayne (DB) San Jose St.....	35.....	82	Pugh, David (DT) Virginia Tech.....	95.....	02-03
Ours, Wes (FB) W. Virginia.....	44.....	01	Purifoy Loucheiz (CB) Florida.....	23.....	14
Overton, Matt (LS) W. Washington.....	45.....	12-16	Pyatt, Brad (WR) N. Colorado.....	84.....	03-04
Owens, Luke (T) Kent St.....	72.....	57	Pyle, Palmer (G) Michigan St.....	62.....	60-63
Owens, R.C. (E) Coll. Of Idaho.....	27.....	62-63	Quarles, Kelcy (DT) South Carolina.....	73.....	14
Ozdowski, Mike (DE) Virginia.....	51/71.....	78-81	Quinn, Mike (QB) S.F. Austin.....	11.....	98
Padjen, Gary (LB) Arizona State.....	60/90.....	82-84, 87	Raba, Bob (TE) Maryland.....	85.....	80
Pagel, Mike (QB) Arizona St.....	18.....	82-85	Radachowsky, George (DB) Boston Col.....	21.....	84-85
Painter, Curtis (QB) Purdue.....	7.....	09-11	Radecic, Scott (LB) Penn St.....	52/97.....	90-95
Palmer, Nathan (WR) N. Illinois.....	10.....	12	Radosevich, George (C) Pitt.....	52/72.....	54-56
Pankey, Irv (T) Penn State.....	75.....	91-92	Raiff, Jim (G) Dayton.....	60.....	54
Paris, William (OL) Michigan.....	79.....	91	Rainey, Chris (RB) Florida.....	25.....	13
Parker, Anthony (DB) Arizona St.....	43.....	89	Ramsey, LaJuan (DT) Southern Cal.....	99.....	08
*Parker, Jim (T/G) Ohio State.....	77.....	57-67	Ramsey, Tom (QB) UCLA.....	14.....	89
Parker, Steve (DE) E. Illinois.....	78.....	83-84	Randle, Tate (CB) Texas Tech.....	35.....	83-86
Parrish, James (OL) Temple.....	75.....	93	Randolph, Thomas (DB) Kansas St.....	27.....	99
Parry, David (DT) Stanford.....	54.....	15-16	Ransdell, Bill (QB) Kentucky.....	9.....	88
Patera, Jack (LB) Oregon.....	61.....	55-57	Ratigan, Brian (LB) Notre Dame.....	52.....	94
Pathon, Jerome (WR) Wash.....	86.....	98-01	Ratliff, Keiwan (DB) Florida.....	31/35.....	07-08
Patrick, Garin (OL) Louisville.....	64/68.....	95-97	Ray, John (OL) West Virginia.....	68.....	93
Patten, Joel (T) Duke.....	65.....	87-88	Raymond, Gerry (G) Boston Col.....	63.....	82
Patterson, Eric (CB) Ball State.....	41.....	15	Rayner, Dave (K) Michigan State.....	16.....	05
Pear, Dave (DT) Washington.....	65.....	75	*Reagor, Montae (DT) Texas Tech.....	90.....	03-06
Pearson, Preston (RB) Illinois.....	26.....	67-69	*Rechichar, Bert (DB, K) Tenn.....	44.....	53-59
Peguese, Willis (DE) Miami.....	96.....	92-93	Redd, Glen (LB) BYU.....	58.....	86
Peko, Tupe (C/G) Michigan State.....	56.....	02-04	Redding, Cory (DE) Texas.....	90.....	12-14
*Pellington, Bill (LB) Rutgers.....	36/65.....	53-64	Reece, Geoff (C) Washington St.....	50.....	78
Pelton, Mike (DL) Auburn.....	99.....	95	Reed, David (WR) Utah.....	85.....	13
Pender, David (DB) Purdue.....	34.....	10	Reed, Mark (QB) Moorhead St, Minn.....	8.....	83
Pendleton, Jeris (DL) Ashland.....	61.....	13	Reese, Guy (T) SMU.....	75.....	64-65
Pepper, Gene (G) Mississippi.....	60.....	54	*Reid, Darrell (DT) Minnesota.....	95.....	05-08
Perkins, Bruce (RB) Arizona State.....	34.....	91	*Reid, Dexter (DB) N. Carolina.....	36.....	05-06
*Perkins, Ray (WR) Alabama.....	27.....	67-71	Reid, Spencer (LB) BYU.....	56.....	99
Perry, Joe (RB) Compton CC (CA).....	34.....	61-62	Reitz, Joe (G) W. Michigan.....	76.....	11-16
Perryman, Jim (DB) Milikin.....	43.....	87	Remo, Roger (LB) Syracuse.....	90.....	87
Peter, Christian (DT) Nebraska.....	97.....	01	Renfro, Dean (B) N. Texas St.....	20.....	55
Petersen, Ted (T) Eastern Illinois.....	71.....	84	*Ressler, Glenn (G) Penn State.....	62.....	65-74
Peterson, Gerald (T) Texas.....	76.....	56	Rhodes, Danny (LB) Arkansas.....	56.....	74
Peterson, Mike (LB) Florida.....	52.....	99-02	*Rhodes, Dominic (RB) Midwest St.....	30/33/38.....	01-06, 08, 10
Petrovski, Jamie (TE) Indiana St.....	80.....	08	Rhodes, Luke (LB) William & Mary.....	46.....	16
Petties, Neal (E) San Diego St.....	84.....	64-66	Rice, Simeon (DE) Illinois.....	78.....	07
Phillips, Ryan (LB) Idaho.....	56.....	01	Richard, Jamey (C) Buffalo.....	61.....	08-11
Phillips, Shawn (LB) Purdue.....	55.....	14	*Richardson, Jerry (E) Wofford.....	87.....	59-60
Pierson, Pete (T) Washington.....	69.....	02	Richardson, Mike (DB) Notre Dame.....	37.....	20
Pinkney, Reggie (DB) E. Carolina.....	37.....	79-81	Richardson, Trent (RB) Alabama.....	34.....	13-14
Pitcock, Quinn (DT) Ohio State.....	97.....	07	Richardson, Willie (WR) Jackson St.....	87.....	63-69, 71
Pittman, Charlie (RB) Penn St.....	42.....	71	Ricketts, Tom (G) Pittsburgh.....	68.....	92
Plantz, Ron (OL) Notre Dame.....	67.....	87	Rideaux, Darrell (DB) USC.....	38.....	03
Plummer, Bruce (DB) Miss. St.....	23.....	89	Ridder, Tim (T) Notre Dame.....	72.....	00-01
Plummer, Chad (WR) Cincinnati.....	16/87.....	99-00	Ridgeway, Hassan (DT) Texas.....	91.....	16
*Plunkett, Sherm (T) Md. St.....	79.....	58-60	Riley, Butch (LB) Texas A&I.....	54.....	69
Pollak, Mike (G) Arizona State.....	78.....	08-11	Riley, Eugene (TE) Ball State.....	87.....	90
Pollard, Marcus (TE) Bradley.....	81.....	95-04	Rison, Andre (WR) Michigan St.....	85/87.....	89
Poole, Barney (E) Army, Miss.....	83.....	53	Roberg, Mike (TE) Idaho.....	85.....	02
Poole, Tyrone (DB) Fort Valley St.....	38.....	98-00	Robinson, Charles (G) Morgan St.....	66.....	54
Pope, Kendyll (LB) Florida State.....	55.....	04	Robinson, Freddie (DB) Alabama.....	47.....	87-88
Porter, Ricky (RB) Slippery Rock, Pa.....	20.....	83	Robinson, Gijon (TE) Mo. West St.....	47.....	08-10
Porter, Ron (LB) Idaho.....	55.....	67-69	Robinson, Glenn (DE) Oklahoma St.....	71.....	75
Porter, Tracy (WR) LSU.....	87.....	83-84	Robinson, Josh (RB) Mississippi St.....	34.....	15
Potts, Roosevelt (RB) NE Louisiana.....	35/42.....	93-97	Robinson, Patrick (CB) Florida State.....	25.....	16
Powell, Carl (DL) Louisville.....	92.....	97	Robinson, Roderick (QB) Ark.-PB.....	8.....	01

Roby, Courtney (WR) Indiana.....	10	08
Rogers, Chester (WR) Grambling State.....	80	16
Rogers, Da Rick (WR) Tennessee Tech.....	16	13
Rogers, Nick (DE) Georgia Tech.....	97	04
Rogers, Ron (LB) Georgia Tech.....	51	98
Rowe, David (DT) Penn State.....	74	78
Royal, Andre (LB) Alabama.....	56	98
Rucker, Chris (DB) Michigan St.....	36	11
Rudnick, Tim (DB) Notre Dame.....	43	74
*Rushing, T.J. (DB) Stanford.....	20/34	06-09
Rypien, Mark (QB) Wash. State.....	16	01
Saar, Brad (LB) Ball State.....	59	87
Salisbury, Sean (QB) USC.....	8/13	87
Sally, Jerome (NT) Missouri.....	76	87
Salter, Bryant (DB) Pittsburgh.....	46	76
*Sample, John (DB) Maryland St.....	44/47	58-60
*Sanders, Bob (DB) Iowa.....	21	04-10
Sanders, Glen (LB) Louisiana Tech.....	58	95
*Sandusky, Alex (G) Clarion.....	68	54-66
*Sanford, Leo (C) Louisiana Tech.....	55	58
Santi, Tom (TE) Virginia.....	86	08-09
Sapp, Jerome (DB) Notre Dame.....	38	04-05
Satele, Samson (C) Hawaii.....	64	12-13
Satterwhite, Howard (WR-KR) Sam Houston S128.....	77	
*Saturday, Jeff (C) North Carolina.....	63	99-11
Saul, Bill (LB) Penn State.....	50	62-63
Saunders, Wesley (TE) S. Carolina.....	85	12-14
Sauter, Cory (QB) Minnesota.....	11/16	02-03
Schlichter, Art (QB) Ohio State.....	10	82, 84-85
Schmiesing, Joe (DT-DE) N.M. St.....	75	73
*Schobel, Bo (DE) TCU.....	64	06
Schultz, William (OL) USC.....	74	90-93
Scioli, Brad (DE) Penn State.....	99	99-04
Sciullo, Steve (G) Marshall.....	74	03
Scott, Chris (DE) Purdue.....	95	84-85
Scott, Freddie (WR) Amherst.....	86	74-77
Scott, Freddie (WR) Penn State.....	15	98
*Scott, Jake (G) Idaho.....	73	04-07
Senn, Jordan (LB) Portland State.....	51	08-09
Session, Clint (LB) Pittsburgh.....	55	07-10
Sharkey, Ed (G) Duke, Nevada.....	64	53
*Shaw, George (QB) Oregon.....	14	55-58
Shello, Kendel (DL) Southern.....	97	96-98
Sheppard, Kelvin (LB) LSU.....	52	13
*Sherer, Dave (E) SMU.....	86	59
Sherwin, Tim (TE) Boston Col.....	83	81-87
Shields, Burrell (B) John Carroll.....	31	55
Shields, Lebron (G) Tennessee.....	73	60
Shields, Paul (RB) Arizona.....	39	99-00
Shinners, John (G) Xavier.....	64	72
*Shinnick, Don (LB) UCLA.....	66	57-68
Shipley, A.Q. (C) Penn State.....	62	12, 14
Shiver, Sanders (LB) Carson-Newman.....	54	76-83
Shlapak, Boris (K) Michigan State.....	2	72
Shoulders, Darin (T) Tulane.....	64	91
Shula, David (WR) Dartmouth.....	85	81
Shula, Don (DB) John Carroll.....	25	53-56
Siani, Mike (WR) Villanova.....	45	78-80
Silva, Jamie (DB) Boston College.....	40	08-09
Simmons, Dave (LB) N. Carolina.....	60/96	82
Simmons, John (CB) SMU.....	41	87
Simmons, Stacey (WR) Florida.....	85	90
Simmons, Tony (WR) Wisconsin.....	14	01
*Simon, Corey (DT) Florida Sate.....	97	05-06
Simonini, Ed (LB) Texas A&M.....	56	76-81
Simonson, Dave (T) Minnesota.....	60	74
Simpson, Chad (RB) Morgan St.....	35	08-09
*Simpson, Jack (B) Florida.....	41	58-60
Sims, Ernie (LB) Florida State.....	35	11
Sims, Marvin (RB) Clemson.....	39	80-81

Sims, Thomas (DL) Pittsburgh.....	92	93-94
Sims, Tommy (S) Tennessee.....	45	86
Sinnot, John (T) Brown.....	79	82
Siragusa, Tony (NT) Pittsburgh.....	98	90-96
Slutzker, Scott (TE) Iowa.....	84	96-97
Small, Torrance (WR) Alcorn State.....	87	98
Smedley, Eric (DB) Indiana.....	40	99
*Smith, Billy Ray (T) Ark.....	74/83	61-62, 64-70
*Smith, Bubba (DE) Michigan St.....	78	67-71
Smith, Byron (DE) California.....	91	84-85
Smith, Ed (LB) Vanderbilt.....	52	80-81
Smith, Detron (RB) Texas A&M.....	39/42	02-03
Smith, D'Joun (CB) Florida Atlantic.....	30	15
Smith, Holder (WR) California.....	84	82
*Smith, Hunter (P) Notre Dame.....	17	99-08
Smith, Ollie (WR) Tennessee St.....	80	73-74
Smith, Phil (WR) San Diego St.....	86	83-84
Smith, Taj (WR) Syracuse.....	10	10
Smith, Tevaun (WR) Iowa.....	17	16
Smith, Thomas (DB) N. Carolina.....	21	01
Smith, Zeke (LB) Auburn.....	61	60
Smolinski, Mark (B) Wyoming.....	32	61-62
*Snow, Justin (TE) Baylor.....	48	00-11
Snyder, Pat (OL) Purdue.....	57	91
Sokoli, Kristjan (DE) Buffalo.....	65	16
Solt, Ron (G) Maryland.....	66	84-88, 92
*Sommer, Mike (RB) George Wash.....	26	59-61
*Sorgi, Jim (QB) Wisconsin.....	12	04-09
Sowell, Bradley (T) Mississippi.....	60	12
Speyer, Cotton (WR) Texas.....	28	72-74
*Spinney, Art (G) Boston Col.....	63/81	53-60
Stablein, Brian (WR) Ohio St.....	86	94-97
Stanback, Harry (DE) N. Carolina.....	93	82
*Standeford, John (WR) Purdue.....	84	06
Stargell, Tony (DB) Tenn. State.....	45	92-93
Stark, Rohn (P) Florida State.....	3	82-94
Staysniak, Joe (T) Ohio State.....	79	92-95
Stevens, Howard (RB) Louisville.....	27	75-77
Steward, Jason (DT) Fresno St.....	68	04-05
Stith, Shyrone (RB) Va. Tech.....	30	01-02
Stock, Mark (WR) VMI.....	10/15	96
*Stokley, Brandon (WR) SW La.....	83	03-06
Stone, Avatus (B) Syracuse.....	41	58
Stonebreaker, Steve (LB) Detroit.....	31	64-66
Stover, Matt (K) Louisiana Tech.....	3	09
Street, Devin (WR) Pittsburgh.....	81	16
Streeter, George (DB) Notre Dame.....	46	90
Strickland, Donald (DB) Colorado.....	30	03-05
Strock, Don (QB) Virginia Tech.....	12	89
Strofolino, Mike (LB) Villanova.....	51	65
Studebaker, Andy (LB) Wheaton.....	58	13-15
*Stukes, Charles (DB) Md. St.....	47	67-72
Stynchula, Andy (T) Penn State.....	83	56-67
*Sullivan, Dan (G, T) Boston Col.....	71	62-72
Swoope, Craig (DB) Illinois.....	26	87-88
Swoope, Erik (TE) Miami (Fla.).....	86	15-16
Sword, Sam (LB) Michigan.....	98	00-02
*Szymanski, Dick (C, LB) Notre Dame.....	52	55, 57-68
Tabor, Tom (DT) Baylor.....	76	82
Taliaferro, George (B) Indiana.....	20	53-54
Tamme, Jacob (TE) Kentucky.....	84	08-11
*Taseff, Carl (B) John Carroll.....	23	53-61
Tate, David (DB) Colorado.....	49	94-97
Taylor, David (T) Catawba.....	64	73-79
Taylor, Hosea (DE) Houston.....	90	81, 83
Taylor, Jim Bob (QB) Georgia Tech.....	12	83
Taylor, Keith (DB) Illinois.....	27	88-91
Teichelman, Lance (DL) Texas A&M.....	99	94
Tepper, Mike (G) California.....	67	11
Tevasue, Martin (NT) UNLV.....	68	12



ADMINISTRATION

COACHING STAFF

FOOTBALL OPERATIONS

BUSINESS OPERATIONS

PLAYERS

2016 SEASON IN REVIEW

COLTS HISTORY

RECORDS

COLTS IN THE COMMUNITY

Thomas, Donald (G) Connecticut	66	13	*Vogel, Bob (T) Ohio St.	72	63-72
Thomas, Jaimie (G) Maryland	73	10	Von der Ahe, Scott (LB) Arizona St.	51	97
Thomas, Jesse (B) Mich. St.	40/41	55-57	*Volk, Rick (DB) Michigan	21	67-75
*Thomas, Josh (DE) Syracuse	91	04-09	Vollers, Kurt (T) Notre Dame	60	05
Thomas, Josh (CB) Buffalo	35	15	Vujnovich, Jeremy (T) Louisiana College	67	16
Thomas, Kevin (DB) USC	21	11	Waechter, Henry (DE) Nebraska	71	83-84
Thomas, Mark (DL) N. Car. St.	75/90	98-01	Walczak, Mark (TE) Arizona	83/84	87
Thomas, Marquise (LB) Miss.	94	93	Walden, Erik (LB) Middle Tennessee State	93	13-16
Thomas, Ratcliff (LB) Maryland	51/55	98-00	Walker, Joe (DB) Nebraska	20	02
Thomas, Spencer (DB) Washburn	46	76	Walker, Tony (LB) SE Mo. St.	92	90-93
Thompson, Arland (G) Baylor	67	82	Wallace, Jackie (S) Arizona	20	75-76
Thompson, Aundra (WR) E. TX. St.	21	83	Walls, Raymond (DB) So. Miss.	42	01
Thompson, Don (DE) Richmond	83	62-63	Walsh, Steve (QB) Miami	4	99
Thompson, Donnel (LB/FB) Wisc.	47/5	01-03	Walters, Troy (WR) Stanford	86	02-05
Thompson, Donnell (DE) N. Carolina	99	81-91	Ward, Jim (QB) Gettysburg	16	67-69
Thompson, Norm (DB) Utah	43	77-79	Warren, Lamont (RB) Colorado	21	94-98
Thompson, Ricky (WR) Baylor	88	76-77	Washington, Charles (DB) Cameron	46	89
Thornton, David (LB) N. Carolina	50	02-05	Washington, Joe (RB) Oklahoma	20	78-80
Thornton, Hugh (G) Illinois	69	13-15	Washington, Marcus (LB) Auburn	53	00-03
Thornton, Reggie (WR) Bowl. Green	86	91	Washington, Ronnie (LB) NE Lou.	57	89
Thorp, Don (NT) Illinois	62/78/96	87-88	Watts, Damon (DB) Indiana	36	94-97
Thorpe, Craphonso (WR) Florida St.	15	07	*Wayne, Reggie (WR) Miami	87	01-14
*Thurston, Fred (G) Valparaiso	64	58	Weathers, Clarence (WR) Del. St.	85	89
Tipton, Zurlon (RB) Central Michigan	37	14-15	Welch, Jim (B) SMU	46	60-67
Todman, Jordan (RB) Connecticut	28	16	Wells, Mike (DT) Iowa	95	01
Toler, Greg (DB) St. Paul's College	28	13-15	Welsh, Jonathan (DE) Wisconsin	99	05
Tozline, Scott (QB) Wisconsin	16	16	Werner, Bjoern (LB) Florida State	92	13-15
Tomberlin, Pat (T) Florida St.	68	89-90	West, Derek (T) Colorado	72	95-97
Toner, Ed (RB) Boston Col.	28/44	92-94	Westerman, Jamaal (LB) Rutgers	97	12
Tongue, Marco (CB) Bowie St.	46	83	Whelan, Griff (WR) Stanford	17	12-15
Torretta, Gino (QB) Miami	2	97	Wheler, Philip (LB) Ga. Tech.	50	08-11
Toth, Zolie (RB) LSU	36	53-54	White, Blair (WR) Michigan St.	15	10-11
Toudouze, Michael (T) TCJ	75	07-11	White, Bob (B) Stanford	25	55
Townsend, Deshea (DB) Alabama	23	10	White, Brad (DT) Tennessee	92	84-85
Trent, Morgan (DB) Michigan	26	11	White, Stan (LB) Ohio State	53/54	72-79
Triplet, Nate (LB) Minnesota	54	10-11	White, Will (DB) Florida	21	93
Triplet, Larry (DT) Washington	75	02-05	Whitehurst, Charlie (QB) Clemson	6	15
Troup, Bill (QB) S. Carolina	12	74, 76-78	Whiteside, Keyon (LB) Tenn.	52	03-04
Trudeau, Jack (QB) Illinois	10	86-93	Whittington, Bernard (DE) Indiana	95	94-00
Tryon, Justin (DB) Arizona St.	20	10-11	Widell, Doug (G) Boston College	64	96-97
Tuinei, Van (DL) Arizona	96	98	Wiegmann, Casey (OL) Iowa	68	96
Tullis, Willie (CB) Troy State	42	87-88	Wiggins, Jermaine (TE) Georgia	85	02
Tupa, Tom (QB) Ohio State	7	92	Wilkinson, Daryl (DE) Houston	92	81
Turbin, Robert (RB) Utah State	33	16	*Wilkins, Terrence (WR) Virginia	10/80	99-01, 03, 06
Turner, Bake (E) Texas Tech	30	62	Williams, Duke (S) Nevada	31	16
Turner, Floyd (WR) N.W. Lou.	85/88	94-95	Williams, Frankie (CB) Purdue	37	16
Turner, Ricky (QB) Wash. State	12	88	Williams, John (RB) Wisconsin	40	87
Ugoh, Tony (T) Arkansas	67	07-09	*Williams, John (G) Minnesota	75	68-71
*Ulrich, Matt (G) Northwestern	69	05-06	Williams, Josh (DT) Michigan	96	00-05
*Unitas, John (QB) Louisville	19	56-72	Williams, Kendall (CB) Arizona St.	44	83
*Utecht, Ben (TE) Minnesota	47/86	04-07	Williams, Kerwynn (RB) Utah State	37	13
Utt, Ben (G) Georgia Tech.	64	82-89	Williams, Kevin (WR) USC	21	81
Van Divier, Randy (T) Washington	79	81-89	Williams, Newton (RB) Arizona St.	39	83
Van Duyne, Bob (G) Idaho	67	74-80	Williams, Oliver (WR) Illinois	86	85-86
Vance, Eric (DB) Vanderbilt	37	02	Williams, Payton (DB) Fresno St.	28	00
Vander Poel, Mark (T) Col.	72/75	91-92	Williams, Ricky (RB) Texas Tech	35	02-03
Vanderbeek, Matt (LB) Mich. St.	58	90-92	Williams, Sid (LB) Southern	64	68
Vanderjagt, Mike (K) W. Va.	12/13	98-05	Williams, Steve (DT) Western Car.	74	74
Varga, Tyler (RB) Yale	38	15	Williams, Teddy (CB) Texas-San Antonio	21	12
Varty, Mike (LB) Northwestern	51	75	Williams, Trey (RB) Texas A&M	40	15
Vaughn, Cassius (CB) Mississippi	32	12-13	Williams, Vaughn (DB) Stanford	40	84
Vaughn, Chip (DB) Wake Forest	49	10	Williams, Warren (RB) Miami	44	93
Venuto, Jay (QB) Wake Forest	14	81	Willy, Drew (QB) Buffalo	16	09
Venzke, Patrick (T) Idaho	65	04	Wilson, Abu (RB) Utah State	37	98
Verdin, Clarence (WR) SW Lou.	83	88-93	Wilson, Butch (E) Alabama	86	63-67
Vessels, Billy (RB) Oklahoma	21	56	Wilson, Jamie (OL) Marshall	71	99
Vickers, Kipp (OL) Miami	71	93-97	Wilmot, Trevor (LB) Indiana	96	95
*Vinatieri, Adam (K) S. Dakota St.	4	06-16	Windauer, Bill (DT) Iowa	65	73-74
Virkus, Scott (DE) San Fran. CC	94	84-85	Wingate, Elmer (E) Maryland	84/89	53

Winkler, Jim (T) Texas A&M.....	76/79/84	53
Winn, Billy (DT) Boise State.....	99	15
Winter, Blaise (DE) Syracuse.....	96	84
Wisniewski, Leo (NT) Penn St.....	69	82-84
Wolford, Will (T) Vanderbilt.....	67	93-95
Womble, Royce (RB) N. Texas St.....	26	54-57
Wonsley, George (RB) Miss. St.....	34	84-88
Wood, Mike (K) S.E. Missouri.....	16	81-82
Woods, Mike (LB) Cincinnati.....	59	79-81
Wooten, Tito (DB) NE Louisiana.....	28	99
Workman, Vince (RB) Ohio State.....	46	95-96
Worsley, Victor (LB) North Carolina.....	51	07
*Wright, George (DT) Houston.....	60/74	70-71
Wright, Johnnie (RB) S.C.-Col.....	38	82

Wright, Keith (DL) Missouri.....	97	04
Wright, Steve (T) Northern Iowa.....	73	83-84
Wright, Terry (DB) Temple.....	27/40	87-88
Yeboah-Kodie, Phil (LB) Penn St.....	57	96
Yohn, Dave (C) Gettysburg.....	51	62
Young, Anthony (DB) Temple.....	37	85
Young, Buddy (B) Illinois.....	22	53-55
Young, Dave (TE) Purdue.....	81/86	83-84
Young, Dick (B) Chattanooga.....	24/31	55-56
Young, Freddy (LB) New Mex. St.....	56	86-90
Zabel, Steve (LB) Oklahoma.....	58	79
Zbikowski, Tom (S) Notre Dame.....	28	12
Zgonina, Jeff (DL) Purdue.....	90	98

The following players and coaches were members of the Baltimore Colts teams that played in the All American Football Conference and then in the NFL during the 1947-1950 seasons.

COACHES

Campofreda, Nick – W. Md.....	1947	Edmonds, Don – Indiana.....	1947	Miner, Wayne – Notre Dame.....	1950
Congright, Bill – Oklahoma.....	1949	Hewlett, Andy – Davidson.....	1947	O'Rourke, Chas. – Boston College.....	1949
Clark, Clem – Notre Dame.....	1950	Hunt, Joel – Texas A&M.....	1947	Pirro, Rocco – Catholic U.....	1950
Defilippo, Lou – Fordham.....	1948	Isbell, Cecil – Purdue.....	1947-49	Stidham, Tom – Haskell.....	1947-48
Driskill, Walter – Colorado.....	1949	Michalske, Mike – Penn State.....	1949	Taylor, John – Ohio State.....	1947

PLAYERS

Akins, Frank (B) Washington St.....	47	Hekkers, George (T) Wisconsin.....	44	47
Artoe, Lee (T) Santa Clara, Calif.....	44	Higgins, Luke (G) Notre Dame.....	31/32/38	47
Averno, Sisto (G) Muhlenberg College.....	32	Hillenbrand, Bill (B) Indiana.....	82	47-48
Barwegen, Dick (G) Purdue.....	31	Jagade, Harry (B) Indiana.....	76	49
Baumgartner, Bill (E) Minnesota.....	29	Jenkins, Jon (T) Dartmouth.....	47	49-50
Bechtol, Hub (E) Texas.....	57	Jensen, Bob (E) Iowa State.....	54	50
Beson, Warren (C) Minnesota.....	32	Jones, Ralph (E) Alabama.....	52	47
Berezney, Pete (T) Notre Dame.....	47	Kasap, Mike (T) Illinois.....	46	47
Black, John (B) Mississippi State.....	85	Kelly, Bob (B) Notre Dame.....	89	49
Blanda, George (QB) Kentucky.....	64	King, Ed (G) Boston College.....	34	50
Blandin, Ernie (T) Tulane.....	41	Kingery, Wayne (B) LSU.....	80	49
Blount, Lamar (E) Mississippi St.....	59	Kissell, Vito (B) Holy Cross.....	72	50
Brown, Hardy (LB) Tulsa.....	73	Klug, Al (T) Marquette.....	38/41	47-48
Buksar, George (B) Purdue, USF.....	77	Kodba, Joe (C) Purdue.....	28	47
Burk, Adrian (QB) Baylor.....	68	Konetksy, Floyd (E) Florida.....	54	47
Campbell, Leon (B) Arkansas.....	78	Landrigan, Jim (T) Holy Cross-Dartmouth.....	59	47
Case, Ernie (B) UCLA.....	67	Leicht, Jake (B) Oregon.....	81	48-49
Castiglia, Jim (B) Georgetown.....	29	Leonard, Bill (E) Notre Dame.....	54	49
Coleman, Herb (C) Notre Dame.....	22/29	Lio, Augie (G) Georgetown.....	37	47
Collins, Albin (B) LSU.....	88	Livingstone, Bob (B) Notre Dame.....	86	50
Colo, Don (T) Brown.....	45	Madar, Elmer (E) Michigan.....	53	47
Cooper, Ken (C) Vanderbilt.....	33	Maggioli, Achille (B) Notre Dame.....	80	50
Corley, Elbert (C) Mississippi State.....	22	Marino, Vic (G) Ohio State.....	34	47
Cowan, Bob (C) Indiana.....	83	Maves, Earl (B) Wisconsin.....	48	48
Crisler, Hal (E) San Jose State.....	56	Mayne, Lew (B) Texas.....	88	48
Cure, Armand (B) Rhode Island.....	62	Mazzanti, Gino (B) Arkansas.....	83	50
Davis, Lamar (E) Ga. Tech.....	51	McCormick, Len (C) Baylor.....	28	48
Dellerba, Spiro (B) Ohio State.....	71/77	Mellus, John (T) Villanova.....	48	47-49
Donovan, Art (DT) Boston Col.....	49/70	Mertes, Bus (B) Iowa.....	73	47-48
Dudish, Andy (B) Georgia.....	88	Meyer, Gil (E) Wake Forest.....	55	47
Faunce, Everett (B) Minnesota.....	89	Mobley, Rudy (B) Hardin-Simmons.....	81	47
Filchock, Frank (B) Indiana.....	64	Murray, Earl (G) Purdue.....	30	50
Fletcher, Arthur (E) Washburn.....	53	Mutryn, Chet (B) Xavier.....	81	50
Fowler, Aubrey (B) Arkansas.....	80	Nelson, Bob (C) Baylor.....	28	50
French, Barry (G) Purdue.....	35	Nemeth, Steve (B) Notre Dame.....	48	47
Galvin, John (B) Purdue.....	63	Nolander, Don (C) Minnesota.....	22	47
Gambino, Lucien (B) Maryland.....	77/89	North, John (E) Vanderbilt.....	55	48-50
Garrett, Bill (G) Miss. St.....	30	Nowaskey, Bob (DE) Washington.....	52	48-50
Getchell, Gorham (E) Temple.....	59	Oristaglio, Bob (E) Penn.....	57	50
Gillory, Byron (B) Texas.....	87	O'Rourke, Chas. (B) Boston Col.....	66	48-49
Grain, Ed (G) Penn.....	33/45	Owens, Jim (E) Oklahoma.....	59	50
Grossman, Rex (B) Indiana.....	74	Page, Paul (B) SMU.....	88	49
Groves, George (G) Marquette.....	37	Perina, Bob (B) Princeton.....	84	50
Handley, Dick (C) Fresno State.....	24	Perpich, George (T) Georgetown.....	48	47

Pfohl, Bob (B) Purdue	85	48-49	Spruill, Jim (T) Rice	46	48-49
Phillips, Mike (C) W. Maryland	21	47	Stewart, Ralph (C) Missouri-N.D.	20	48
Poole, Oliver (E) Mississippi	54	48	Stone, Bill (B) Bradley	82	49-50
Prewitt, Felto (C) Tulsa	20	49	Sylvester, John (B) Temple	83	48
Rich, Herb (B) Vanderbilt	87	50	Terrell, Ray (B) Mississippi	83	47
Ruthstrom, Ralph (B) SMU	84	49	Tillman, Alonzo (C) Oklahoma	22	49
Salata, Paul (E) USC	51	50	Tittle, Y.A. (QB) LSU	63	48-50
Schweder, John (G) Penn.	37/66	50	Trebotich, Ivan (B) St. Mary's	77	47
Schwenk, Bud (B) Wash. U.	40/64	47	Vacanti, Sam (B) Nebraska	67/69	48-49
Sidorik, Alex (T) Miss. St.	44	48-49	Vardian, John (B) Ft. Pierce	87	47-48
Sigurdson, Sig (E) Lutheran	56	47	Wedemeyer, Herman (B) St. Mary's	87	49
Simmons, Jack (G) Detroit	32	48	Williams, Joel (C) Texas	22	50
Sinkwich, Frank (B) Georgia	76	47	Williams, Windell (E) Rice	53	48
Smith, Joe (E) Texas Tech	56	48	Wright, John (B) Maryland	71	47
Spaniel, Frank (B) Notre Dame	85	50	Yokas, Frank (G) Great Lakes NTS	30	47
Spavital, Jim (B) Okla. A&M	76	50	Zalejski, Ernie (B) Notre Dame	89	50
Spinney, Art (G) Boston College	53	50	Zorich, George (G) Northwestern	33	47




ALL-TIME JERSEY NUMBERS


Based on players with game participation or included on active game day rosters. De-activated or inactive game day players are included. Asterisk (*) denotes pre-1953 Colts

- Matt Bryant, Pat McAfee, Dan Miller (3)
- Raul Allegre, Tim Brown, Josh Johnson, Toni Linhart, Boris Shlapak, Gino Torretta (6)
- Mike Cofer, Joe Hamilton, Ryan Lindley, Rohn Stark, Matt Stover (5)
- Dean Biasucci, Mike Bragg, Jim Harbaugh, Adam Vinatieri, Steve Walsh (5)
- Dean Biasucci, Travis Brown, Kerry Collins, Craig Colquitt, Josh Freeman, Blair Kiel, Steve Mike-Mayer, Drew Stanton (8)
- Jose Cortez, Steve Jordan, Dan Orlovsky, Charlie Whitehurst (4)
- Craig Erickson, Martin Gramatica, Rusty Hilger, Gary Hogeboom, Brock Huard, Bert Jones, Danny Knight, Don Majkowski, Stephen Morris, Curtis Painter, Tom Tupa (11)
- Shane Andrus, Chandler Harnish, Matt Hasselbeck, Mark Reed, Roderick Robinson, Sean Salisbury (6)
- Jason Baker, Kerry Brady, Mike Garrett, Mark Herrmann, Bill Ransdell (5)
- Doug Brien, Wendell Davis, Bucky Dilts, Martin Gramatica, David Humm, George Hunt, Kaipo McGuire, Donte Moncrief, Doug Nussmeier, Nathan Palmer, Courtney Roby, Art Schlichter, Taj Smith, Mark Stock, Jack Trudeau, Terrence Wilkins (16)
- Donnie Avery, Quan Bray, JaJuan Dawson, Bob Gagliano, Jeff George, Anthony Gonzalez, David Humm, Paul Justin, Greg Landry, Josh Lenz, Ed Luther, Kaipo McGuire, Jack Mildren, Ricky Proehl, Mike Quinn, Cory Sauter (16)
- Kerwin Bell, Quan Cosby, Joe Ferguson, Jerry Golsteyn, Jim Harbaugh, Rusty Hilger, Desmond Kitchens, Matt Koffler, Andrew Luck, Jim Sorgi, Don Strock, Jim Bob Taylor, Bill Troup, Ricky Turner, Mike Vanderjagt (15)
- T.Y. Hilton, Kelly Holcomb, Sean Salisbury, Mike Vanderjagt (4)
- Jess Atkinson, Cary Blanchard, Ed Brown, Marty Domres, Sam Giguere, Billy Joe Hobert, Lamar McHan, Hakeem Nicks, Terry Nugent, Tom Ramsey, George Shaw, Jay Venuto (12)

- LaVon Brazill, Gary Cuzzo, Chris Doering, Phillip Dorsett, Jerry Golsteyn, Adam Herzing, Isaac Jones, Mike Kirkland, Earl Morrall, Freddie Scott, Tony Simmons, Mark Stock, Craphonso Thorpe, Blair White (14)
- Josh Cribbs, Joey Kent, Bobby Olive, Chad Plummer, Dave Rayner, Da'Rick Rodgers, Mark Rypien, Cory Sauter, Scott Tolzien, Jim Ward, Drew Willy, Mike Wood (12)
- Ray Brown, Chris Chandler, Austin Collie, Fred Enke, Chris Gardocki, Sam Havrilak, Lamar McHan, Hunter Smith, Tevaun Smith, Griff Whalen (10)




Eugene Benhart, Ben Bronson, Cotton Davidson, Dick Flowers, Dick Horn, Nate Jacquet, Gary Kerkorian, Peyton Manning, Browning Nagle, Bobby Olive, Mike Pagel *RETIRED FOR PEYTON MANNING* (11)



Cotton Davidson, Jack DelBello, John Unitas *RETIRED FOR JOHN UNITAS* (3)

- Albert Bentley, Jeff Burris, Darius Butler, Milt Davis, Atruy Denson, Mike Doss, Jim Harness, Bob Harrison, John Hermann, Mike Holmes, Dante Hughes, Jerry Logan, Leon Neal, Ricky Porter, *Feldo Prewitt, Dean Renfro, T.J. Rushing, *Ralph Stewart, George Talaferro, Justin Tryon, Joe Walker, Jackie Wallace, Joe Washington (23)
- Jaill Brown, Walter Bryan, Cotton Davidson, Vontae Davis, Art DeCarlo, Shaun Draughn, Walt Hears, John Holt, Tom Keane, Justin King, Brian Lattimore, Paul Miranda, Mustafah Muhammad, Dick Nyers, *Mike Phillips, George Radachowsky, Bob Sanders, Thomas Smith, Kevin Thomas, Aundra Thompson, Billy Vessels, Rick Volk, Lamont Warren, Will White, Kevin Williams, Teddy Williams (26)



*Herb Coleman, *Elbert Corley, *Don Nolander, *Alonzo Tillman, *Joel Williams, Buddy Young *RETIRED FOR BUDDY YOUNG* (6)

- Al Afalava, Kenny Daniel, Vontae Davis, Art DeCarlo, Keith Elias, Frank Gore, Leonard Humphries, Tim Jennings, Anthony Johnson, Terrance Johnson, Jack Maitland, Detric Mathis, Don McCauley, Alvin Moore, James Munro, Bruce Plummer, Louchee Purifoy, Carl Taseff (18)



Larry Coutre, *Dick Handley, Lenny Moore, Dick Young *RETIRED FOR LENNY MOORE* (4)

- Larry Asante, Robert Blackmon, Tom Bleick, Jaill Brown, John Call, Tony Carter, Michael Coe, Tom Curtis, Nesby Glasgow, Rodregis Brooks, Clayton Geathers, David Gibson, Alan Grant, Carlton Gray, Wendell Harris, Kelvin Hayden, Jermale Hines, Delano Howell, Dion Lewis, Kelenny Lyles, Detric Mathis, Prince Miller, Ed Moduszewski, Lydell Mitchell, Mewelde Moore, Preston Pearson, Shaun Prater, Mike Sommer, Craig Swoope, Morgan Trent, Royce Womble (28)

- Kim Anderson, Waive Bacon, Pat Ballage, Vick Ballard, Tony Blevins, Dewell Brewer, Rodregis Brooks, Clayton Geathers, David Gibson, Alan Grant, Carlton Gray, Wendell Harris, Kelvin Hayden, Jermale Hines, Delano Howell, Dion Lewis, Kelenny Lyles, Detric Mathis, Prince Miller, Ed Moduszewski, Lydell Mitchell, Mewelde Moore, Preston Pearson, Shaun Prater, Mike Sommer, Craig Swoope, Morgan Trent, Royce Womble (28)

- Lance Ball, Rico Clark, Preston Davis, Curtis Dickey, Hubert Ginn, Josh Gordy, Cliff Groce, Winston Guy, Darryl Hemphill, Von Hutchins, Tim Jennings, Jacob Lacey, David Macklin, Tom Matte, Arnold Mickens, Henry Moore, R.C. Owens, Ray Perkins, Thomas Randolph, Howard Stevens, Keith Taylor, Terry Wright (22)

- Idrees Bashir, Stevie Brown, Lee Davis, Marshall Faulk, Cleveland Franklin, Perry Griggs, Dwight Harrison, Marlin Jackson, *Joe Kodka, Mike Lush, *Len McCormick, Bo Metcalf, Chuckie Miller, *Bob Nelson, Jimmy Orr, Howard Satterwhite, Cotton Speyrer, Jordan Todman, George Toler, Ed Toner, Payton Williams, Tito Wooten, Tom Zbkowski (23)

ADMINISTRATION

COACHING STAFF

FOOTBALL OPERATIONS

BUSINESS OPERATIONS

PLAYERS

2016 SEASON IN REVIEW

COLTS HISTORY

RECORDS

COLTS IN THE COMMUNITY



ADMINISTRATION

COACHING STAFF

FOOTBALL OPERATIONS

BUSINESS OPERATIONS

PLAYERS

2016 SEASON IN REVIEW

COLTS HISTORY

RECORDS

COLTS IN THE COMMUNITY

- 29** Mike Adams, Joseph Addai, Don Alley, *Bill Baumgartner, Jason Belser, *Jim Castiglia, *Herb Coleman, Eric Dickerson, Jitter Fields, Ben Garry, Brian Herosian, Dwight Hicks, Robert Hughes, Joseph Jefferson, Marshall Johnson, Mark Kafentzis (16)
- 30** Larry Anderson, David Caldwell, Melvin Carver, Joe Cribbs, Clifton Dawson, DeDe Dorsey, Justin Forsett, Willie Franklin, Ron Gardin, *Bill Garrett, Lennox Gordon, Derwin Gray, Marshay Green, Alvin Haymond, John Huzvar, LaRon Landry, Rashaan Melvin, *Earl Murray, Doug Nettles, Hubert Oliver, Dominic Rhodes, D'Joun Smith, Shyrone Stith, Donald Strickland, Bake Turner, Abu Wilson, *Frank Yokas (27)
- 31** Michael Ball, *Dick Barwegen, Dick Bielski, Donald Brown, Jalil Brown, Kory Chapman, Leonard Coleman, Antonio Cromartie, Cliff Crosby, Zachary Dixon, Perry Lee Dum, Mike Echols, Derrick Frazier, *Luke Higgins, Harry Hugasian, Jimmy Lesane, Robbie Martin, Dewey McDonald, Chuck McMillan, Buck McPhail, Mustafah Muhammad, Nelson Munsey, Billy Pricer, Keiwan Ratliff, Burrell Shields, Steve Stonebreaker, Duke Williams, Dick Young (28)
- 32** Colt Anderson, *Sisto Averno, *Warren Beson, Ken Clark, Nate Craddock, Zack Crockett, Mike Curtis, Darren Evans, T.J. Green, Mike Hart, *Luke Higgins, Edgerrin James, Joe Don Looney, Randy McMillan, Robert O'Neal, *Jack Simmons, Mark Smolinski, Cassius Vaughn (18)
- 33** Abdul-Karim al-Jabbar, Ashley Ambrose, Vick Ballard, Melvin Bullitt, *Ken Cooper, Curtis Dickey, *Ed Grain, Cliff Groce, Randy Hall, Craig Heyward, Eddie Hinton, Bryant Jones, Tony Lorick, Dwight Lowery, Dominic Rhodes, Robert Turbin, *George Zorich (17)
- 34** Bob Baldwin, Ray Buchanan, Delone Carter, Terry Cole, Jeff Delaney, Jason Doering, Josh Ferguson, *Ed King, Ron Lee, *Vic Marino, Leeland McElroy, Monty Montgomery, Tom Nowatzke, Bruce Perkins, Joe Perry, Trent Richardson, Josh Robinson, T.J. Rushing, George Wonsley (19)
- 35** Alan Ameche, Ran Carthon, Conrad Clarks, Rodney Culver, Akeem Davis, Ted Davis, Glenn Doughty, Jim Duncan, *Barry French, Steven Hall, Ken Hamlin, Joe Lefeged, J.W. Lockett, Darryl Morris, Dwayne O'Steen, Roosevelt Potts, Tate Randle, Keiwan Ratliff, Chad Simpson, Josh Thomas, Ricky Williams (21)
- 36** Don Anderson, John Andrews, John Baylor, Barry Brown, Norm Bulaich, Jim Finn, Don Hardeman, Daniel Herron, Deji Karim, Kenton Keith, Tom Lopienski, Chris McLemore, Bill Pellington, Dexter Reid, Chris Rucker, Zollie Toth, Damon Watts (17)
- 37** Ocie Austin, Chuck Banks, Chad Cota, Chris Goode, *George Groves, Brandon King, *Auggie Lio, Anthony Madison, Mewelde Moore, Joe Orduña, Reggie Pinkney, Mike Richardson, *John Schweder, Zurlon Tipton, Eric Vance, Frankie Williams, Kerwynn Williams, Anthony Young (18)
- 38** Sergio Brown, Eugene Daniel, *Luke Higgins, John Huzvar, Charles James II, *Al Klug, Mike Newton, Bill Olds, Tyrone Poole, Dominic Rhodes, Gerome Sapp, Tyler Varga, Johnnie Wright (13)
- 39** Cornelius Brown, John Covington, Anthony Floyd, Brandon Foster, Hubert Ginn, Tay Glover-Wright, Stanley Havili, Victor Jackson, Richard Jones, Emmanuel McDaniel, Mike Prior, Paul Shields, Marvin Sims, Detron Smith, Newton Williams (15)
- 40** Pat Ballage, Bobby Boyd, Tom Kalmanir, Bruce Laird, Bob Leberman, Brian Leigeb, Jack Maitland, Ray McElroy, Christopher Milton, Sheldon Price, Wilson Schwenk, Jamie Silva, Eric Smedley, Jesse Thomas, John L. Williams, Trey Williams, Vaughn Williams, Terry Wright (18)
- 41** Antoine Bethea, Cory Bird, Matthias Farley, Jim Harness, *Al Klug, Tom Matte, Eric Patterson, John Simmons, Jack Simpson, Avatus Stone, Jesse Thomas (11)
- 42** Gordon Brown, Brannon Condren, Jason David, Jerome Felton, Clayton Geathers, Nick Graham, George Harold, Derrick Hatchett, Tommy James, Keith Lee, Corey Lynch, Ric Mathias, Tom Maxwell, Dave McCloughan, Lloyd Mumphord, Charlie Pittman, Roosevelt Potts, Detron Smith, Willie Tullis, Raymond Walls (20)
- 43** Brian Allen, Chris Carter, Tashard Choice, Aaron Francisco, Matt Giordano, Scott Greene, Lonnie Hepburn, Vance Joseph, Ed Kovac, Harold Lewis, Lenny Lyles, Kevin McDougal, Frank Middleton, Anthony Parker, Jim Perryman, Tim Rudnick, Norm Thompson (17)
- 44** Gerald Allen, *Lee Artoe, Lyle Blackwood, Ahmad Bradshaw, Maurice Carthon, Dallas Clark, Owen Gill, *George Hekkers, Steve Henry, Chris Hetherington, Darick Holmes, Sid Justin, Rex Kern, Tim Manoa, Antonio Morrison, Roland Moss, Wes Ours, Bert Rechichar, John Sample, *Al Sidorik, Ed Toner, Kendall Williams, Warren Williams (23)
- 45** James Burroughs, *Don Cota, Craig Curry, Carey Davis, L.G. Dupre, *Ed Grain, De'von Hall, Tim Hauck, Jerry Hill, Ivy Joe Hunter, Luke Lawton, Matt Overton, Mike Siani, Tommy Sims, Tony Stargell (15)
- 46** Kantrou Barber, Colin Cloherty, Leonard Dunlap, Dominique Jones, *Mike Kasap, Luke Rhodes, Bryant Salter, *Jim Spruill, George Streeter, Spencer Thomas, Marco Tongue, Charles Washington, Jim Welch, Vince Workman (14)
- 47** Billy Austin, Tim Baylor, *Peter Berezny, Larry Braziel, Dextor Clinkscale, Leonard Coleman, Jerome Collins, Bob Felts, Gary Gluck, Jermaine Hampton, *Jon Jenkins, Ryan Mahaffey, Jim Martin, Freddie Robinson, Gijon Robinson, John Sample, Wesley Saunders, Charlie Stukes, Ben Utecht (19)
- 48** Mark Bell, Bob Clemens, Larry Conjar, Donnie Dee, Roosevelt Leaks, *John Mellus, Dan Moore, Deiontrez Mount, Don Nottingham, Justin Snow (10)
- 49** Jason Burleson, Joe Dean Davenport, Najeh Davenport, *Art Donovan, Chris Gronkowski, Amarlo Herrera, Mike Jones, David Lee, Mike McCloskey, Pete Mitchell, *Steve Nemeth, Cliff Odum, *George Perpich, James Pruitt, *Al Sidorik, David Tate (16)
- 50** Elijah Alexander, Trevor Bates, Duane Bickett, Forrest Blue, Rocky Boiman, Bill Curry, Brad Ecklund, Grant Feasel, Joe Federspiel, Jerrell Freeman, Joe Harris, Deon King, Larry Moore, Dan Neal, Buzz Nutter, Geoff Reece, Bill Saul, David Thornton, Philip Wheeler (19)
- 51** Pat Angerer, Trev Alberts, Chip Banks, Tony Bertuca, Jeff Brady, *Lamar Davis, Greg Favors, Gilbert Gardner, Phillip Glover, Bob Grant, Kevin Hancock, Ricky Jones, Bill Laskey, Sio Moore, Mike Morton, Henoc Muamba, Eric Naposki, Calvin O'Neal, Bob Ontko, Mike Ozdowski, Ron Rogers, *Paul Salata, Jordan Senn, Mike Stratolino, Ratcliff Thomas, Mike Varty, Scott Von der Ahe, Victor Worsley, Dave Yohn (29)
- 52** Greg Bracelin, Ricky Chatman, Buster Davis, A.J. Edds, Randy Edmunds, Cody Glenn, Lee Gross, Ramon Guzman, D'Qwell Jackson, *Ralph Jones, Mike Kaczmarek, Tom MacLeod, Steve Morrison, Dan Murray, Robbie Nichols, *Bob Nowaskey, Mike Peterson, Scott Radecic, George Radosevich, Brian Ratigan, Kelvin Sheppard, Ed Smith, Dick Szymanski, Keivan Whiteside (24)

- 53** Brandon Archer, Michael Barber, Tom Beutler, Sammie Burroughs, Paul Butcher, Chris Carter, Kavell Conner, Ray Donaldson, *Arthur Fletcher, Dennis Gaubatz, Edwin Jackson, Steve Justice, *Elmer Madar, Butch Maples, Keith O'Neil, *Art Spinney, Marcus Washington, Stan White, *Windell Williams (19)
- 54** Phillip Armour, Bill Benjamin, Zac Diles, Tom Goode, Mario Harvey, Jeff Herrod, Fred Hoaglin, Andrew Jackson, *Bob Jensen, Freddy Keiaho, *Floyd Konetsky, *Bill Leonard, David Parry, *Oliver Poole, Butch Riley, Sanders Shiver, Donnel Thompson, Nate Triplett, Stan White (19)
- 55** Jackie Burkett, Victor Butler, John Campbell, Quentin Coryatt, Dan Dickel, Johnathan Goddard, Sean Harris, Mario Harvey, Justin Hickman, Nate Irving, Barry Krauss, *Gil Meyer, Sio Moore, *John North, Stu O'Dell, Shaun Phillips, Keryll Pope, Ron Porter, Leo Sanford, Clint Session, Ernie Sims, Ratcliff Thomas (22)
- 56** Daniel Adongo, Akeem Ayers, Tony Bennett, *Hal Crisler, Ed Grimslay, Tyjuan Hagler, Dwight Hollier, LaMonte Hunley, Brian Jones, Scott Lutrus, Vernon Maxwell, Ray May, Tupe Peko, Ryan Phillips, Spencer Reid, Danny Rhodes, Andre Royal, *Sig Sigurdson, Ed Simonini, *Joe Smith, Fredd Young (21)
- 57** Dave Ahrens, *Hub Bechtol, Kevin Bentley, Bertrand Berry, Jerry Brown, Brian Bulluck, Dylan Gandy, Dallas Hickman, Mike Humiston, Devon McDonald, Josh McNary, Ken Mendenhall, Adrian Moten, Jim Nelson, *Bob Orstaglio, Pat Snyder, Ronnie Washington, Phil Yeboah-Kodie (18)
- 58** Gary Brackett, Mark Cannon, Trent Cole, Cedric Figaro, Moise Foku, Steve Hathaway, Steve Heimkreiter, June James, Jay Leeuwenburger, Orlando Lowry, Derrel Luce, Ed Mooney, Glen Redd, Glen Sanders, Andy Studebaker, Matt Vanderbeek, Steve Zabel (17)
- 59** Rufus Alexander, *Lamar Blount, Stan Cherry, Jim Cheyunski, *Gorham Getchell, Stephen Grant, Rob Holmberg, Ramon Humber, Matt Jaworski, Cam Johnson, Jason Johnson, Cato Jane, *Jim Landrigan, Kurt Larson, Orlando Lowry, *Jim Owens, Brad Saar, Andy Studebaker, Mike Woods (19)
- 60** Sisto Averno, Ron Baker, Mark Boggs, Jeff Charleston, Joe Iorio, Jason Johnson, Lance Louis, Dan McQuaid, Gary Padjen, Gene Pepper, George Preas, Jim Raiff, Dave Simonson, Bradley Sowell, Kurt Vollers, George Wright (16)

- 61** Don Bailey, Dick Barwegan, Josh Chapman, Wiley Feagin, Marshame Graves, Trevor Hutton, Cornelius Johnson, Lou Kirouac, Dan Klecko, Tony McCoy, Rob Murphy, Jack Patera, Jeris Pendleton, Robert Pratt, Jamey Richard, Zeke Smith (16)
- 62** George Achica, Alex Agase, Brian Baldinger, Le'Raven Clark, Jeff Criswell, *Armand Cure, Khaled Holmes, Ken Huff, Ellis Johnson, Palmer Pyle, Glenn Ressler, A.Q. Shipley, Don Thorp (13)
- 63** Mike Barnes, Brian Blados, Austin Blythe, Norman Davis, *John Galvin, Nat Hudson, Mark Kirchner, Steve Knight, Kirk Lowdermilk, Gerry Raymond, Jeff Saturday, A.Q. Shipley, Art Spinney, *Y.A. Tittle (14)
- 64** *George Blanda, Larry Chester, Rick DeMulling, *Frank Filchok, Bill Kirchiro, Trevor Matich, Marv Matuszak, Jamon Meredith, Garin Patrick, Kelly Quarles, Samson Satele, Bo Schobel, *Wilson Schwenk, Ed Sharkey, John Shinners, Darin Shoulders, David Taylor, Fred Thurston, Ben Utt, Doug Widell, Sid Williams (21)
- 65** Thomas Austin, Jim Bailey, Joey Banas, Ellis Gardner, Frank Giannetti, Kellen Heard, Glenn Hyde, Bill Koman, Ron Kostelnik, Ryan Lilja, Eric Mahlum, Carl Mauk, Jack McClendon, Jim Merritts, Brandon Miller, Jimmy Moore, Steve Myhra, John Patten, Dave Pear, Bill Pellington, Kristjan Sokoli, Patrick Venzke, Bill Windhauer (23)
- 66** Ernie Cheatham, Eugene Chung, Elmer Collett, Chris Conlin, Kyle DeVan, Trai Essex, Chris Foote, Clifton Geathers, Steve Hardin, Bill Lange, Greg Marshall, *Charles O'Rourke, Charley Robinson, *John Schweder, Don Shinnick, Ron Solt, Donald Thomas (17)
- 67** Roger Caron, *Ernie Case, Jim Colvin, Doug Eggers, Stan Eisenhooth, Dan Grimm, Lawrence Guy, Thomas Houchin, Lynn Larson, Monte Lee, Jack Linn, Jason Mathews, Andrew McDonald, T.Y. McGill, Dale Memmelaar, Tom Myslinski, Hans Olsen, Ron Plantz, Mike Tepper, Arland Thompson, Tony Ugo, *Sam Vacanti, Bob Van Duynne, Jeremy Vujnovich, Will Wolford (25)
- 68** Willie Broughton, *Adrian Burk, Milt Carthens, Eric Foster, Jeff Hart, Josh Mallard, Dennis Nelson, Garin Patrick, John Ray, Tom Ricketts, Alex Sandusky, Jason Stewart, Martin Tevaseu, Pat Tomberlin, Casey Wiegmann (15)
- 69** Sid Abramowitz, Randy Dixon, Ben Gilbert, John Gill, Wade Griffin, Winston Justice, Jim Newton, Quinn Ojinnaka, Pete Pierson, Hugh Thornton, Matt Ulrich, Leo Wisniewski (12)



Art Donovan *RETIRED FOR ART DONOVAN* (1)

- 71** Jon Blackman, Kevin Call, *Spiro Dellerba, Ryan Diem, Denzelle Good, Xavier Nixon, Mike Ozdowski, Gery Palmer, Ted Peterson, Glenn Robinson, Dan Sullivan, Kipp Vickers, Henry Waechter, Jamie Wilson, *John Wright (15)
- 72** Karl Baldischwiler, Shane Bonham, Vincent Burns, Kevin Call, Fred Cook, Pat Cunningham, Byron Darby, Steve Durham, Mike Fultz, Jonothan Harrison, Brandon Hicks, Corey Hilliard, Gary Howe, *Vito Kissell, Joe Lewis, Jeff Linkenbach, Jack Little, Larry Moore, Luke Owens, George Radosevich, Tim Ridder, Mark Vander Poel, Bob Vogel, Derek West (24)
- 73** Richard Amman, Sam Ball, *Hardy Brown, Joe Campanella, Cleveland Crosby, Ron Fernandes, Rusty Ganas, Ed George, Tom Gilburg, Joe Haeg, Joe Klecko, Steve Knight, Adam Meadows, *Bus Mertes, Zefross Moss, Seth Olsen, Kelcy Quarles, Jake Scott, Lebron Shields, Jamie Thomas, Steve Wright (21)
- 74** Sid Abramowitz, Bob Brotzki, Roger Caron, Anthony Castonzo, Tom Drougas, Chris Gambol, Joaquin Gonzalez, *Rex Grossman, Ken Jackson, Waverly Jackson, Charlie Johnson, Jason Mathews, Ken Novak, Dave Rowe, Bill Schultz, Steve Sciuollo, Billy Ray Smith, Steve Williams, George Wright (19)
- 75** Troy Auzenne, Jim Colvin, Terry Crouch, Cecil Gray, Shawn Harper, Chris Hinton, Chuck Hinton, George Kunz, Gino Marchetti, Ron Mattes, Mike McGlynn, Jack Mewhort, Iv Pankey, James Parrish, Guy Reese, Joe Schmiesing, Mark Thomas, Michael Toudouze, Larry Triplett, Mark Vander Poel, John Williams (21)
- 76** Sam Clancy, Joe Ehrmann, Dan Federkeil, Makoa Freitas, Marcus Jackson, *Harry Jagade, Don Joyce, Gene Lipscomb, Steve McKinney, Fred Miller, Jim Mills, Gerald Petersen, Joe Reitz, Jerome Sally, *Frank Sinkwich, *Jim Spavital, Tom Tabor, Jim Winkler (18)



*George Buksar, *Spiro Dellerba, Tom Finnen, *Lucien Gambino, Jim Parker, *Ivan Trebotich *RETIRED FOR JIM PARKER* (6)

- 78** *Ernie Blandin, *Leon Campbell, Gosder Cherilus, Dick Chorovich, John Diehl, John Dutton, Tim Foley, Tark Gelin, Jon Hant, Tony Hills, Ryan Kelly, Ray Krouse, Greg Murtha, Steve Parker, Mike Pollak, Simeon Rice, Bubba Smith, Don Thorp (18)

ADMINISTRATION

COACHING STAFF

FOOTBALL OPERATIONS

BUSINESS OPERATIONS

PLAYERS

2016 SEASON IN REVIEW

COLTS HISTORY

RECORDS

COLTS IN THE COMMUNITY



79 Justin Anderson, Harvey Armstrong, Jim Bailey, Raheem Brock, Andy Ekem, Steve Emtman, Tom Feamster, Greg Fields, Shawn Heffern, Todd Herremans, Bernard Holshey, Ben Ijalana, Greg Johnson, Tony Mandarich, Lindsey Mason, Lou Michaels, Don Morrison, Bob Myers, Bubba Paris, Sherman Plunkett, John Simnot, Joe Staysniak, Randy Van Divier, Jim Winkler (24)

80 Devin Aromashodu, Aaron Bailey, Jack Bighead, Monte Brethauer, Bill Brooks, Steve Bryant, Ray Butler, Gail Cogdill, Aaron Cox, Joe Dean Davenport, Coby Fleener, *Aubrey Fowler, Ben Hartsock, Marshall Johnson, *Wayne Kingery, *Achille Maggioli, Mike McNeil, Andy Nelson, Ricky Nichols, Dick Nyers, Jim O'Brien, Jamie Petrowski, Chester Rogers, Ollie Smith, Terrence Wilkins (25)

81 Kris Adams, Charles Arbuckle, Hank Baskett, Pat Beach, Ordell Braase, Roger Carr, Brody Eldridge, Carlos Etheredge, Bryan Fletcher, Bernie Flowers, Darrius Heyward-Bey, Andre Johnson, Joe Jones, *Jake Leicht, Thomas McLemore, *Rudy Mobley, *Chet Mutryn, Billy Newsome, Marcus Pollard, Art Spinney, Devin Street, Dave Young (22)



Raymond Berry, Dan Edwards, *Billy Hillenbrand, *Billy Stone *RETIRED FOR RAYMOND BERRY* (4)

83 Dwayne Allen, Mack Alston, Bradford Banta, *Bob Cowan, Roy Hall, Greg Hawthorne, Ted Hendricks, Anthony Hill, Trevor Insley, Qadri Ismail, Don Joyce, Josh Keur, Greg LaFleur, Bob Langas, Ron Mayo, *Gino Mizzanti, Keli McGregor, Barney Poole, Tim Sherwin, Billy Ray Smith, Brandon Stokley, Andy Stynchula, *John Sylvester, *Ray Terrell, Don Thompson, Clarence Verdin, Mark Walczak (27)

84 Flipper Anderson, Shannon Baker, Tim Berra, Mark Boyer, Randy Burke, Jack Doyle, E.G. Green, Drew Haddad, Jessie Hester, Mark Jackson, Kelley Johnson, Tom Mitchell, Jim Mutscheller, Victor Oatis, *Bob Perina, Neal Petties, Brad Pyatt, *Ralph Ruthstrom, Scott Slutzker, Holden Smith, John Standeford, Jacob Tamme, Mark Walczak, Elmer Wingate, Jim Winkler (25)

85 *John Black, Matt Bouza, Chase Coffman, Ed Cooke, Ken Dilger, Mel Embree, Pierre Garcon, Roy Hilton, Darvell Huffmann, Tim Kearse, Jimmie Kennedy, Reggie Langhorne, Ron LaPointe, Dee Mackey, Aaron Moorehead, *Bob Pfohl, Bob Raba, David Reed, Andre Rison, Mike Robert, Weslye Saunders, Frank Shula, Stacey Simmons, *Frank Spaniel, Floyd Turner, Clarence Weathers, Jermaine Wiggins (27)

86 Roy Banks, Deion Branch, Monte Brethauer, Justice Cunningham, *Bob Livingstone, Sammie Martin, Reese McCall, Eddie Miller, Kyle Miller, Stanley Morgan, Walter Murray, Jerome Pathon, James Pruitt, Tom Santi, Freddie Scott, Dave Sherer, Phil Smith, Brian Stablein, Erik Swoope, Reggie Thornton, Ben Utecht, Troy Walters, Oliver Williams, Butch Wilson, Dave Young (25)

87 Elmer Bailey, Mark Bellini, Matt Bouza, Wayne Capers, Raymond Chester, James Coley, Lloyd Colterlyahn, Sean Dawkins, Lake Dawson, Brian DeRoo, Titus Dixon, *Byron Gillory, James Harbour, Roy Jefferson, Aubrey Linne, James Noble, Chad Plummer, Tracy Porter, *Herb Rich, Jerry Richardson, Willie Richardson, Eugene Riley, Andre Rison, Torrance Small, *John Vardian, Reggie Wayne, *Herman Wedemeyer (27)

88 John Andrews, John Brandes, Monte Brethauer, Kerry Cash, *Albin Collins, *Andy Dudish, Ken Gregory, Marvin Harrison, Bernard Henry, Keith Lester, John Mackey, Robbie Martin, *Lew Mayne, Stanley Morgan, John Mosier, Bob Mrosko, Herb Orvis, *Paul Page, Ricky Thompson, Floyd Turner (20)



*Everett Faunce, *Lucien Gambino, *Bob Kelly, Gino Marchetti, Elmer Wingate, *Ernie Zaleski *RETIRED FOR GINO MARCHETTI* (6)

90 Mel Agee, Jamaal Anderson, Mark Bell, Steve Emtman, John Haines, Ezra Johnson, Gary Don Johnson, Dan Klecko, Jim Krahl, Kendall Langford, Steve Martin, Sean McNanie, Daniel Muir, Gary Padjen, Montae Reagar, Cory Redding, Hosea Taylor, Mark Thomas, Jeff Zgonina (19)

91 Shane Curry, Anthony Green, Antony Jordan, Ricardo Mathews, Jonathan Newsome, Chukie Nwokorie, Roger Remo, Hassan Ridgeway, Byron Smith, Josh Thomas (10)

92 Chad Bratzke, Mike Fultz, Marcus Howard, Jerry Hughes, James Hunter, Ed Johnson, Dan Klecko, Mike Labino, Jeff Leiding, Curt Maggitt, Anthony McFarland, Steve Morrison, Carl Powell, Thomas Sims, Tony Walker, Bjorn Werner, Brad White, Daryl Wilkerson (18)

93 Lionel Barnes, Jason Chorak, Dwight Freeney, Ralph Jarvis, Freddie Joe Nunn, Cliff Odom, Harry Stanback, Erik Walden (8)

94 Gary Baldinger, Ervin Baldwin, Jeff Faulkner, Nate Hoggood-Chittick, Montori Hughes, Fletcher Jenkins, Curtis Johnson, Scott Kellar, Zach Kerr, Tony McCoy, Rob Morris, Drake Nevis, Marquise Thomas, Scott Virkus (14)

95 Ernie Barnes, Mitchell Benson, Travis Davis, Lavar Edwards, Bob Hamm, Montori Hughes, Skip McClendon, Filo Moala, Earl Okine, David Pugh, Darrell Reid, Chris Scott, Mike Wells, Bernard Whittington (14)

96 Henry Anderson, Tyler Brayton, Josh Chapman, Steven Conley, Keyunta Dawson, Richard Dent, Bill Elko, Johnathan Goddard, Shawn King, Quintus McDonald, Willis Peguese, Dave Simmons, Don Thorp, Van Tuinei, Josh Williams, Trevor Wilmot, Blaise Winter (17)

97 Mario Addison, O'Brien Alston, Quentin Ballard, Cornelius Bennett, James Cannida, Antonio Dixon, Aubrayo Franklin, Art Jones, Frank Mattiace, Dan Muir, Christian Peter, Quinn Pitcock, Scott Radecc, Nick Rogers, Kende Shello, Corey Simon, Jamaal Westerman, Keith Wright (18)

98 Johnie Cooks, Dan Footman, Robert Mathis, Tony Siragusa, Sam Sword (5)

99 Michael Brandon, Al Fontenot, Ricky Jean Francois, Antonio Johnson, Ed Johnson, Ryan LaCasse, T.Y. McGill, Al Noga, Mike Pelton, LaJuan Ramsey, Brad Scioli, Lance Teichelman, Donnell Thompson, Jonathan Welsh, Billy Winn (15)

COLTS DRAFT HISTORY

COLTS FIRST ROUND DRAFT CHOICES

1953—Billy Vessels, HB, Oklahoma	Roger Carr, WR, Louisiana Tech	Trev Alberts, LB, Nebraska
1954—Cotton Davidson, QB, Baylor	1975—Ken Huff, G, North Carolina	1995—Ellis Johnson, DE/T, Florida
1955—George Shaw, QB, Oregon (bonus)	1976—Ken Novak, DT, Purdue	1996—Marvin Harrison, WR, Syracuse
Alan Ameche, FB, Wisconsin	1977—Randy Burke, WR, Kentucky	1997—Tarik Glenn, OT, California
1956—Lenny Moore, HB, Penn State	1978—Reese McCall, TE, Auburn	1998—Peyton Manning, QB, Tennessee
1957—Jim Parker, T, Ohio State	1979—Barry Krauss, LB, Alabama	1999—Edgerrin James, RB, Miami
1958—Lenny Lyles, HB, Louisville	1980—Curtis Dickey, RB, Texas A&M	2000—Rob Morris, LB, Brigham Young
1959—Jackie Burkett, C-LB, Auburn	Derrick Hatchett, DB, Texas	2001—Reggie Wayne, WR, Miami
1960—Ron Mix, T, Southern Cal	1981—Randy McMillan, RB, Pittsburgh	2002—Dwight Freeney, DE, Syracuse
1961—Tom Matte, HB, Ohio State	Donnell Thompson, DE, N. Carolina	2003—Dallas Clark, TE, Iowa
1962—Wendell Harris, HB, LSU	1982—Johnnie Cooks, LB, Mississippi St.	2004—No Selection
1963—Bob Vogel, T, Ohio State	Art Schlichter, QB, Ohio State	2005—Marlin Jackson, DB, Michigan
1964—Marv Woodson, HB, Indiana	1983—John Elway, QB, Stanford	2006—Joseph Addai, RB, LSU
1965—Mike Curtis, FB-LB, Duke	1984—Leonard Coleman, CB, Vanderbilt	2007—Anthony Gonzalez, WR, Ohio State
1966—Sam Ball, T, Kentucky	Ron Solt, OG, Maryland	2008—No Selection
1967—Bubba Smith, T, Michigan State	1985—Duane Bickett, LB, Southern Cal	2009—Donald Brown, RB, Connecticut
Jim Detwiler, HB, Michigan	1986—Jon Hand, DE, Alabama	2010—Jerry Hughes, DE, Texas Christian
1968—John Williams, G, Minnesota	1987—Cornelius Bennett, LB, Alabama	2011—Anthony Castonzo, OT,
1969—Eddie Hinton, FL, Oklahoma	1988—No Selection	Boston College
1970—Norm Bulaich, RB, TCU	1989—Andre Rison, WR, Michigan State	2012—Andrew Luck, QB, Stanford
1971—Don McCauley, RB, N. Carolina	1990—Jeff George, QB, Illinois	2013—Bjoern Werner, OLB, Florida State
Leonard Dunlap, DB, N. Texas St.	1991—No Selection	2014—No Selection
1972—Tom Drougas, T, Oregon	1992—Steve Emtman, DT, Washington	2015—Phillip Dorsett, WR, Miami
1973—Bert Jones, QB, LSU	Quentin Coryatt, LB, Texas A&M	2016—Ryan Kelly, C, Alabama
Joe Ehrmann, DT, Syracuse	1993—Sean Dawkins, WR, California	2017—Malik Hooker, S, Ohio State
1974—John Dutton, DE, Nebraska	1994—Marshall Faulk, RB, San Diego St.	

COLTS DRAFT SELECTIONS BY YEAR

1947	1948	1949
SPECIAL - Arnold Tucker, B, West Point; Ernie Case, B, UCLA	1. Bobby Layne, B, Texas	*SECRET - Richard Harris, T, Texas Levi Jackson, B, Yale
REGULAR	2. William Garrett, T, Mississippi State	REGULAR
1. Elmer Madar, E, Michigan	3. Earl Cook, G, SMU	1. George Sims, B, Baylor
2. Hubert Bechtol, E, Texas	4. Dan Sandifer, B, LSU	2. Bob Gage, B, Clemson
3. Tommy Mont, B, Maryland	5. Joe Smith, E, Texas Tech	3. No Choice
4. Weldon Humble, G, Rice	6. Gene Ruzskowski, T, Ohio U.	4. Ralph Kohl, T, Michigan
5. Russ Deal, T, Indiana	7. Jim Batchelor, B, East Texas State	5. Wallace Jones, E, Kentucky
6. Don Malmberg, T, UCLA	8. Rex Olson, B, Brigham Young	6. Frank Pattee, B, Kansas
7. Vic Schwall, B, Northwestern	9. Aubrey Fowler, B, Arkansas	7. Fred Folger, B, Duke
8. Howard Turner, B, North Carolina State	10. Jack Fitch, B, North Carolina	8. Bob Prymski, T, Illinois
9. Franklin Hubbell, E, Tennessee	11. Don Ettinger, T, Kansas	9. Everett Faunce, B, Minnesota
10. Gaston Burgeois, G, Tulane	12. Paul Redfield, T, Colgate	10. Kale Alexander, T, South Carolina
11. James Brieske, C, Michigan	13. Stan Magdziak, B, William & Mary	11. Paul Page, B, SMU
12. Rudy Mobley, B, Hardin-Simmons	14. Dick Deranek, B, Indiana	12. James Owens, E, Oklahoma
13. Gerald Doherty, B, Delaware	15. Robert Norman, B, Washington & Lee	13. Warren Beson, C, Minnesota
14. Bill Baumgartner, E, Minnesota	16. Charles Working, B, Washington & Lee	14. David Moon, B, SMU
15. Jim Kekeris, T, Missouri	17. George Sparter, C, North Carolina	15. Jon Jenkins, T, Dartmouth
SUPPLEMENTARY	18. Rollin Prather, E, Kansas State	16. John O'Quinn, E, Wake Forest
16. John North, E, Vanderbilt	19. Norman Mosely, B, Alabama	17. John Clyde Geary, T, Conn. Wesleyan
17. Jim Canady, B, Texas	20. Carmen Ragonese, B, New Hampshire	18. Albert Sanders, T, Miss. Southern
18. Howie Brown, G, Indiana	21. Bob Walker, B, Colorado Mines	19. Guy Sundheim, C, Northwestern
19. John Sims, B, Tulane	22. Ray Borneman, B, Texas	20. Mernie Lazier, B, Illinois
20. Bert Vander Clute, G, Wesleyan	23. Pete Tillman, C, Oklahoma	21. Harry Larche, T, Arkansas State
21. Tony Stalloni, T, Delaware	24. Robert Pfohl, B, Purdue	22. No Choice
22. Jean Lamoure, G, Fresno State	25. Lou Levanti, C, Illinois	23. No Choice
23. Leo Daniels, B, Texas A&M	26. Sam Zatkoff, E, Illinois	24. No Choice
24. M. "Tex" Reilly, B, Colorado	27. Harry Jagade, B, Indiana	25. Joe Grothus, G, Iowa
25. Jim Landrigan, T, Holy Cross	28. Ben Bendrick, B, Wisconsin	26. Byron Gillory, B, Texas
	29. Rex Grossman, B, Indiana	27. Bob Cox, E, North Carolina
	30. Dick Reinking, E, SMU	28. Bob DeMoss, B, Purdue
		29. George Pryor, B, Wake Forest

ADMINISTRATION

COACHING
STAFF

FOOTBALL
OPERATIONS

BUSINESS
OPERATIONS

PLAYERS

2016 SEASON
IN REVIEW

COLTS HISTORY

RECORDS

COLTS IN THE
COMMUNITY

**1950**

- Adrian Burk, QB, Baylor
- Leon Campbell, B, Arkansas
- Don Colo, T, Brown
- Earl Murray, G, Purdue
- Jack Halliday, G, SMU
- Herb Rich, B, Vanderbilt
- Art Bok, B, Dayton
- Dick Harris, C, Texas
- Bill Bass, B, Arkansas
- Errol Fry, G, Texas
- Joe Romanosky, T, St. Bonaventure
- Bill Dey, B, Dartmouth
- Ray Stone, E, Texas
- Mitch Smiarowski, C, St. Bonaventure
- Art Spinney, E, Boston College
- Dave Fisher, B, SW Louisiana
- Ralph Murphy, G, Rice
- Charley Schoolmaster, C, Western Mich
- Bill Waddail, B, Auburn
- Sheldon Dunlap, G, Cincinnati
- Tom Phillips, B, Baldwin Wallace
- Chip Armstrong, C, Occidental
- Harry Wettlauter, E, Pennsylvania
- Bill Petroski, T, Holy Cross
- Jim Pepper, G, Syracuse
- Gino Mazzanti, B, Arkansas
- Mitford Johnson, B, Baylor
- John Adcock, T, Auburn
- Bob Graham, B, Pennsylvania
- Tom Blake, G, Cincinnati (NY Bulldogs)


ALLOCATION

Chet Mutryn, B, Buffalo Bills
 Bob Livingstone, B, Buffalo Bills
 Albin Collins, E, Chicago Rockets
 Art Donovan, DT, Buffalo Bills

1953 (Pos: 1st)

- Billy Vessels, HB, Oklahoma
- Bernie Flowers, E, Purdue
- Buck McPhail, FB, Oklahoma
- Tom Catlin, C, Oklahoma
- Jack Little, T, Texas A&M
- Jim Sears, HB, USC
- Bill Athey, G, Baylor
- Jim Prewett, T, Tulsa
- Bob Blair, TE, TCU
- John Cole, HB, Arkansas
- Gene Rossi, HB, Cincinnati
- Kaye Vaughn, G, Tulsa
- Bobby Moorhead, HB, Georgia Tech
- Frank Continetti, G, George Wash.
- Buddy Sutton, HB, Arkansas
- Jim Currin, E, Dayton
- George Rambour, T, Dartmouth
- LeRoy Labat, HB, LSU
- Bill Powell, HB, California
- Pete Russo, T, Indiana
- Frank Kirby, T, Bucknell
- Merlin Gish, C, Kansas
- Mike Houseplan, G, Tulane
- Monte Brethauer, E, Oregon

- Joe Szombathy, E, Syracuse
- Scott Prescott, C, Minnesota
- Ray Graves, HB, Texas A&M
- Joe Sabol, HB, UCLA
- Jack Alessandrini, G, Notre Dame
- Tom Roche, T, Northwestern



Billy Vessels was the first draft selection of the Baltimore Colts in 1953.

1954 (Pos: 4th)

- Cotton Davidson, QB, Baylor (4)
- Larry Grigg, B, Oklahoma (15)
- James Kincaid, B, South Carolina (28)
- Thomas Allman, B, West Virginia (39)
- Don Ellis, B, Texas A&M (52)
- To Cleveland for C-Tom Cosgrove
- Glenn Turner, B, Georgia Tech (76)
- Dennis McCotter, G, Detroit U (87)
- Robert Adams, G, Shippensburg St.(100)
- Robert Schoonmaker, B, Missouri (111)
- Robert Leberman, B, Syracuse (124)
- Donald Chelf, T, Iowa (135)
- Chuck McMillan, B, John Carroll(148)
- Ordell Braese, T, S. Dakota State (159)
- Joseph D'Agostino, G, Florida (172)
- Alex Sandusky, C, Clarion St. Tchrs.(183)
- Thomas Adkins, C, Kentucky (196)
- Richard Shinaut, B, Texas Western(207)
- Charles Wenzlau, C, Miami (Oh.)(220)
- Raymond Berry, E, SMU (231)
- Robert Lade, G, Nebraska St. Tchrs. (244)
- Robert Meyer, T, Ohio State (255)
- Leon Hardeman, B, Georgia Tech (268)
- Donald Kerlin, B, Concordia (279)
- Pepper Rodgers, B, Georgia Tech (292)
- Jesus Esparza, T, N. Mexico A&M (303)
- William Sennett, C, Georgia Tech (316)
- Raymond Ecstrom, C, Westminster (327)
- Claude Taliaferro, B, Illinois (340)
- Patrick Abbruzzi, B, Rhode Island (351)

1955 (Pos: 2nd)

- Bonus Pick - George Shaw, QB, Oregon
- Alan Ameche, B, Wisconsin (2)
 - Richard Szymanski, C, Notre Dame (15)
 - L.G. Dupre, B, Baylor (26)
 - Tom Feamster, E, Florida State (39)
 - Jack Patera, G, Oregon (43)
- (Choice from New York)

- George Preas, G, VPI (50)
 - Leo Lewis, B, Lincoln U. (Mo.) (63)
 - Frank McDonald, C, Miami (Fla.) (74)
 - Dale Meinert, G, Oklahoma A&M (87)
 - Walter Bryan, B, Texas Tech (98)
 - William Evans, G, Miami (Ohio) (103)
- (Choice from New York)
- Jesse Arnelte, E, Penn State (111)
 - Emil Radik, B, Omaha (122)
 - Dick Chorovich, T, Miami (Ohio) (135)
 - Pat Abbruzzi, B, Rhode Island (146)
 - John Lee, B, Georgia Tech (159)
 - Gerald Peterson, T, Texas (170)
 - Dick Laswell, T, TCU (183)
 - Wesley Clark, T, Miss. Southern (194)
 - Charles Shepard, B, N. Texas St. (207)
 - James Cobb, T, Abilene Christian (218)
 - Charles Cianciola, C, Lawrence Col. (231)
 - Nick Manych, C, Mich. St. Normal (242)
 - Jerry Welch, B, S. Dakota State (255)
 - Dick McNamara, B, Minnesota (266)
 - Alex Esquivel, B, Mex. City Col. (279)
 - Richard Grann, T, Rhode Island (290)
 - Marion Minker, T, Bucknell (303)
 - James Locke, T, VPI (314)
 - Robert Myers, T, Ohio State (327)
 - Bill Waters, T, Austin College (338)

1956 (Pos: 8th)

- Lenny Moore, HB, Penn State (8)
- Dick Donlin, E, Hamline (20)
- Bob Pascal, HB, Duke (32)
- B.C. Inabinet, T, Clemson (42)
- Herb Gray, E, Texas (54)
- Don Schmidt, HB, Texas Tech (66)
- Bill Waters, T, Austin (78)
- Bill Koman, G, North Carolina (90)
- John Lewis, E, Michigan State (102)
- Gene Scott, HB, Centre (114)
- Dennis Shaw, E, North Texas St. (126)
- Steve Myhra, G, North Dakota (138)
- Jack Hill, HB, Utah State (150)
- Ted Schwanger, HB, Tenn. Poly (162)
- John Polzer, LB, Virginia (174)
- Gene Hendrix, HB, Drake (186)
- Bill Danenhauer, E, Emporia (198)
- Earl Looman, G, Stetson (210)
- Bob Fyvie, T, Lafayette (222)
- Bob Hill, FB, Jackson (234)
- Jim Harness, HB, Mississippi State(246)
- Pat Del Vicaro, G, Miss. Southern (258)
- Al Stephenson, T, Idaho State (270)
- Bobby Fox, HB, East Texas State (282)
- Bradley Mills, HB, Kentucky (294)
- Jim Lohr, G, Southeastern Missouri (306)
- Herb Hartwell, HB, Virginia (318)
- John Shearer, QB, Shepherd (330)
- Jim Rusher, E, Kansas State (342)
- Terry Sweeney, HB, M. Tenn. State(353)

1957 (Pos: 7th)

- Jim Parker, T, Ohio State (7)
- Don Shinnick, LB, UCLA (19)

ADMINISTRATION

COACHING STAFF

FOOTBALL OPERATIONS

BUSINESS OPERATIONS

PLAYERS

2016 SEASON IN REVIEW

COLTS HISTORY

RECORDS

COLTS IN THE COMMUNITY

3. Luke Owens, T, Kent State (31)
4. Jackie Simpson, HB, Florida (47)
5. Ron Underwood, HB, Arkansas (53)
6. Bill Pricer, FB, Oklahoma (64)
7. Reuben Saage, HB, Baylor (78)
8. Jack Harmon, HB, E. Oregon State (89)
9. Robert White, T, Otterbein (100)
10. Joe Grisham, E, Austin Peay (114)
11. Andy Nelson, QB, Memphis State (125)
12. Don Simon, T, Tennessee Poly (136)
13. John Call, HB, Colgate (150)
14. Joe Guido, HB, Youngstown (161)
15. Hall Whitley, C, Texas A&I (172)
- 16A. Joe Cannavino, HB, Ohio State (184)
(From Pitt. for RB-Charles Shepard)
- 16B. Ed Prelock, T, Kansas (186)
17. Dan Wisniewski, G, Pittsburgh (197)
18. Jim Villa, HB, Allegheny (208)
19. Charles Froehle, T, St. John's Minn. (222)
20. Walt Livingston, HB, Heidelberg (233)
21. Owen Mulholland, HB, Houston (244)
22. Chet Van Atta, LB, Kansas (258)
23. Connie Baird, E, Hardin-Simmons (269)
24. Harwood Hoefft, E, S. Dakota State (280)
25. Harlon Geach, T, College of Idaho (294)
26. Joe Unitas, T, Louisville (305)
27. Len DeMalon, LB, St. Vincent's (Pa.) (316)
28. Walt Schneiter, T, Colorado (330)
29. Bob Rasmussen, G, Minnesota (341)
30. Bob Bailey, E, Thiel (352)

1958 (Pos: 10th)

1. Leonard Lyles, HB, Louisville (10)
2. Bob Stransky, HB, Colorado (23)
3. Joe Nicely, G, West Virginia (34)
4. Les Walters, E, Penn State (47)
- 5A. Raymond Brown, QB-HB, Mississippi (49)
(From Chi. Card. for DT-Tom Finnin)
- 5B. To New York for RB-Henry Moore (57)
6. Bob Taylor, E, Vanderbilt (68)
- 7A. John Sample, HB, Maryland State (78)
(From Pittsburgh for B-Dick Young)
- 7B. John Diehl, T, Virginia (81)
8. Floyd Peters, G, (92)
San Francisco State
9. Harold Bullard, FB, Lenoir-Rhyne (105)
10. Ray Schamber, HB, South Dakota (116)
11. Bobby Jordan, HB, VMI (129)
12. Tommy Addison, T, South Carolina (140)
13. Jerry Richardson, E, Wofford (153)
14. Ken Hall, HB-FB, Texas A&M (164)
15. Les Carney, HB, Ohio (177)
16. Arch Matsos, G-LB, (188)
Michigan State
17. James Reese, QB, Minnesota (201)
18. Dave Lloyd, C, Georgia (212)
19. Tim Murnen, G, Bowling Green (225)
20. Tom Forrestal, QB, Navy (236)
21. Jim Faulk, HB, Texas Christian (249)
22. Bob McKee, E, Monmouth (260)
23. Phil Parslow, HB, UCLA (273)
24. Bobby Sandlin, HB, Tennessee (284)
25. Jim Roundtree, HB, Florida (297)

1960 (Pos: 10th)

1. Ron Mix, T, USC (10)
- 2A. Don Floyd, T, TCU (23)
- 2B. Marvin Terrell, G, Mississippi (24)
(From New York for QB-George Shaw)
3. Jim Welch, HB, SMU (34)
4. Gerhard Schwedes, HB, (47)
Syracuse
5. Marvin Lasater, HB, TCU (58)
6. Al Bansavage, G, USC (71)
7. Jerry Beabout, T, Purdue (82)
8. Jim Colvin, T, Houston (95)
- 9A. Bob Hall, T, Kent State (103)
- 9B. Don Perkins, HB, New Mexico (106)
(From Philadelphia for B-Jimmy Carr)
- 10A. Ernest Barnes, C, (112)
N. Carolina Col.
- 10B. Bobby Boyd, QB, Oklahoma (119)
(From Wash. for G-Hanson Churchwell)
11. Bob Wehking, C, Florida (130)

26. Bob Grimes, G, Central Michigan (308)
27. George Dintiman, HB, Lock Haven (321)
28. Jim Murphy, T, (332)
East Tennessee State
29. Doug Padgett, E, Duke (345)
30. Gary Lund, G, Utah State (356)

1959 (Pos: 12th)

1. Jackie Burkett, C, LB, Auburn (12)
2. Dave Sherer, E, SMU (24)
3. To Detroit for DE-Ray Krouse (36)
4. Zeke Smith, G-LB, Auburn (48)
5. Hanson Churchwell, G-LB, (60)
Mississippi
6. Palmer Pyle, T, Michigan State (72)
7. Harold Lewis, HB, Houston (84)
8. Tom Coffey, HB, West Texas State (96)
9. Tom Brown, G, Minnesota (108)
10. Don Stewart, E, SMU (120)
11. Tom Stephens, HB, Syracuse (132)
12. Richard Wood, QB, Auburn (144)
13. Rudy Smith, G-T, Mississippi (156)
14. Ferdie Burkett, HB, SE Oklahoma (168)
15. Ted Foret, T, Auburn (180)
16. Morris Keller, T, Clemson (192)
17. Leroy Bergan, T, (204)
South Dakota State
18. Opie Bandy, E-LB, Tulsa (216)
19. Milton Crain, C-LB, Mississippi (228)
20. Paul Balonick, C-LB, NC State (240)
21. John Herrmstein, FB, Michigan (252)
22. Lonny Leatherman, T, TCU (264)
23. Bob Davis, HB, Houston (276)
24. Bob Novogratz, G-LB, Army (288)
25. Ed Kieffer, HB, Syracuse (300)
26. Rene Lorio, HB, (312)
Mississippi Southern
27. Thurman Terry, T, (324)
Rice University
28. Fred Long, FB, Iowa (336)
29. Perry McGriff, E, Florida (348)
30. Blair Weese, FB, (360)
West Virginia Tech

12. Bill Bucek, HB, Rice (143)
13. Jim Nemeth, C, South Carolina (154)
14. Dale Johannsen, T, (167)
Augustana Col.
15. Larry Grantham, E, Mississippi (178)
16. George Boynton, HB, (191)
E. Texas State
17. Jim Beaver, T, Florida (202)
18. Dan Sheehan, T, Chattanooga (215)
19. Bill Carpenter, E, Army (226)
20. Bob Hogue, T, Shepherd (239)

1961 (Pos: 7th)

- 1A. Tom Matte, HB, Ohio State (7)
- 1B. To San Francisco for E-Dee Mackey
2. Tom Gilburg, T, Syracuse (21)
3. Jerry Hill, HB, Wyoming (35)
4. Ken Gregory, E, Whittier (49)
- 5A. Ed Dyas, FB, Auburn (62)
(From Pittsburgh for DB-Bert Rechichar)
- 5B. Ron Osborne, T, Clemson (63)
6. Don Kern, HB, VMI (77)
7. Ike Grimley, HB, Michigan State (91)
8. Paul Terhes, QB, Bucknell (105)
9. Pete Nicklas, T, Baylor (119)
10. Bob Clemens, HB, Pitt (133)
11. Ralph White, T, Bowling Green (147)
12. Dick Reynolds, T, North Carolina (161)
State
13. Dallas Garber, FB, Marietta (175)
14. Bob Hunt, T, SMU (189)
15. E.A. Sims, E, New Mexico State (203)
16. Tom Weisner, FB, Wisconsin (217)
17. Steve Jastrzembki, E, Pittsburgh (231)
18. Wilson Allison, T, Baylor (245)
19. Joe Novsek, T, Tulsa (259)
20. Al Kimbrough, HB, Northwestern (273)



Tom Matte was the Colts first pick in the 1961 draft.

1962 (Pos: 9th)

1. Wendell Harris, HB, Louisiana State (9)
2. Bill Saul, LB, Penn State (23)
3. Dan Sullivan, T, Boston College (37)
4. Jim Dillard, HB, Oklahoma State (51)
- 5A. To Green Bay for QB-Lamar McHan
- 5B. Jerry Croft, G, Bowling Green (61)
(Choice from Pittsburgh)
6. To Washington for DB-Gary Glick
7. Fred Miller, T, Louisiana State (93)
8. Pete Brokav, HB, Syracuse (107)
- 9A. Roy Walker, FB, Purdue (116)
(From Dallas for RB-Don Perkins)



ADMINISTRATION

- 9B. Walt Rappold, QB, Duke (121)
10. Fred Moore, T, Memphis State (135)
11. Scott Tyler, HB, Miami, Ohio (149)
12. Bake Turner, HB, Texas Tech (163)
13. Charles Holmes, FB, Maryland State (177)
14. Stinson Jones, HB, VMI (191)
15. Joe Monte, G, Furman (205)
16. Ray Abruzzese, HB, Alabama (219)
17. Bill Knocke, HB, Fresno State (233)
18. Mel Rideout, QB, Richmond (247)
19. Fred Gillett, HB, Los Angeles State (261)
20. Herm McKee, HB, Washington State (275)

1963 (Pos: 5th)

1. Bob Vogel, T, Ohio State (5)
- 2A. John Mackey, E-HB, Syracuse (19)
- 2B. Butch Wilson, FB, Alabama (24)
(From Pittsburgh for DB-John Sample)
3. To St. Louis for E-Dick Bielski
- 4A. Jerry Logan, HB, West Texas State (47)
- 4B. Harlow Fullwood, T, Virginia Union (53)
(From Chicago for DB-Pete Manning)
5. Bill Ventura, E, Richmond (61)
6. Jerry Cook, HB, Texas (75)
7. Willie Richardson, E, Jackson State (89)
8. Dave Hayes, FB, Penn State (103)
- 9A. Don Trull, QB, Baylor (117)
- 9B. Dave Watson, LB, Georgia Tech (122)
10. Bill Siekierski, G, Missouri (131)
11. Winston Hill, T, Texas Southern (145)
12. Butch Maples, C, Baylor (159)
13. Paul Watters, T, Miami (Ohio) (173)
14. Neil Petties, E, San Diego State (187)
15. Leon Mavity, HB, Colorado (201)
16. Dick Quast, E, Memphis State (215)
17. Kern Carson, HB, San Diego State (229)
18. Luther Woodruff, T, North Carolina A&T (243)
19. Steve Berzansky, FB, West Virginia (257)
20. D.L. Hurd, E, San Francisco State (271)

1964 (Pos: 8th)

1. Marv Woodson, HB, Indiana (8)
2. Tony Lorick, HB, Arizona State (22)
3. To Dallas for RB-J.W. Lockett
4. Ted Davis, LB, Georgia Tech (50)
5. Ed Lothamer, T, Michigan State (64)
6. Jim Mazurek, T, Syracuse (78)
7. Ken Sugarman, T, Whitworth (92)
8. John Williamson, LB, Louisiana Tech (106)
9. Vince Turner, HB, Missouri (120)
10. To Detroit for K-Jim Martin
11. John Paglio, T, Syracuse (148)
12. Ken Graham, HB, Washington State (162)
13. Charlie Parker, T, Southern Mississippi (176)
14. John Case, E, Clemson (190)
15. Larry Kramer, T, Nebraska (204)
16. Roger Lopes, FB, Michigan State (218)
17. Don Green, HB, Susquehanna (232)
18. Alvin Haymond, HB, Southern U (246)
19. Owen Dejanovich, T, ASU (Flagstaff) (260)
20. John Butler, FB, San Diego State (274)



Mike Curtis was the team's first round choice in 1965.

1965 (Pos: 14th)

1. Mike Curtis, FB-LB, Duke (14)
2. Ralph Neely, T, Oklahoma (28)
- 3A. To San Francisco for WR-Raymond Berry
- 3B. Glenn Ressler, G, Penn State (36)
(From Pittsburgh for HB-Marv Woodson, LB-Bill Saul)
- 4A. Martin Schottenheimer, LB, Pitt (49)
(From Washington for RB-J.W. Lockett)
- 4B. Dave Johnson, HB, San Jose State (56)
5. John McGuire, E, Syracuse (70)
- 6A. Bob Felts, HB, Florida A&M (71)
(From New York for DB-Andy Nelson, WR-R.C. Owens)
- 6B. Al Atkinson, T, Villanova (84)
7. John Kolocek, T, Corpus Christi (98)
8. Roosevelt Davis, T, Tennessee A&I (112)
9. Tom Bleick, HB, Georgia Tech (126)
10. George Harold, HB, Allen U (140)
11. Lamar Richardson, E, Fisk U (154)
12. Ted Radosovich, G, Cincinnati (168)
13. Bruce Airheart, HB, North Dakota State (182)
14. Jerry Fishman, LB, Maryland (196)
15. Roy Hilton, E, Jackson State (210)
16. Steve Tensi, QB, Florida State (224)
17. Fred Reichardt, E, Wisconsin (238)
18. Charley King, HB, Purdue (252)
19. Barry Brown, E-LB, Florida (266)
- 20A. Raymond Johnson, C, Prairie View (273)
(From Washington for K-Jim Martin)
- 20B. George Haffner, QB, McNeese State (280)

1966 (Pos: 15th)

1. Sam Ball, T, Kentucky (15)
2. Butch Allison, G, Missouri (31)
3. Rick Kestner, E, Kentucky (47)
- 4A. Rod Sherman, FL, Southern California (54)
(From Dallas for G/T-Ralph Neely)
- 4B. Hoyle Granger, FB, Mississippi State (63)
5. Choice to Dallas
6. Stas Maliszewski, LB, Princeton (95)
- 7A. Dave Ellis, T, North Carolina State (105)
(From San Francisco for DT-Dan La Rose)
- 7B. Ray Perkins, FL, Alabama (110)
- 8A. Gerald Allen, HB, Omaha (120)
(From Minnesota for T-Larry Kramer)
- 8B. Jack White, QB, Penn State (125)
9. Gerald Gross, HB, Auburn (140)
10. Claude Brownlee, DE, Benedict (155)
11. Eric Crabtree, HB, Pittsburgh (170)
12. Jim Carter, G, Tennessee A&I (185)
13. Bob Hadrick, E, Purdue (200)

14. Jim Ward, QB, Gettysburg (215)
15. Lee Garner, LB, Mississippi (230)
16. Rod Stewart, E, Duke (245)
17. Randy Matson, T, Texas A&M (260)
18. Ed Toner, T, Massachusetts (275)
19. Ken Duke, FB, Morgan State (290)
20. Tom Carr, T, Morgan State (305)

1967 (Pos: 20-18-19)

- 1A. Bubba Smith, DE, Michigan State (1)
(From N.O. for QB-Gary Cuozzo, OL-Butch Allison & D17-67)
- 1B. Jim Detwiler, HB, Michigan (20)
2. Rick Volk, DB, Michigan (45)
- 3A. Norman Davis, G, Grambling (54)
(From N.O. in QB-Gary Cuozzo trade)
- 3B. Leon Ward, LB, Oklahoma State (71)
4. Charles Stukes, DB, Maryland St. (100)
5. Ron Porter, LB, Idaho (126)
- 6A. Terry Southall, QB, Baylor (137)
(From Atlanta for T-Lou Kirouac)
- 6B. To Atlanta for G-Dale Mimmelaar
7. Bo Rein, FL, Ohio State (179)
- 8A. Lee Anderson, DT, Bishop (202)
(From St. L. for LB-Mike Strofolino)
- 8B. Cornelius Johnson, T, Va. Union (204)
9. Ron Kirkland, HB, Nebraska (229)
10. Leigh Gilbert, FB, Northern Illinois (258)
11. Herman Reid, T, St. Augustine's (290)
- 12A. Preston Pearson, DB, Illinois (298)
(From Pittsburgh for G-Jim Carter)
- 12B. J.B. Christian, G, Oklahoma State (307)
13. Marc Allen, DT, West Texas State (335)
14. Pat Conley, LB, Purdue (359)
15. Bob Wade, DB, Morgan State (385)
16. Don Alley, FL, Adams State (413)
17. To N.O. in QB-Gary Cuozzo trade

1968 (Pos: 23-24)

1. John Williams, T, Minnesota (23)
2. Bob Grant, LB, Wake Forest (50)
3. Rich O'Hara, E, Northern Arizona (78)
4. James Duncey, DB, Maryland St. (107)
- 5A. Paul Elzey, LB, Toledo (126)
(From Dallas for DT-Bob Lurtsema)
- 5B. To Cleveland for P-David Lee
6. Choice to Atlanta
7. Anthony Andrews, HB, Hamp. Inst. (188)
8. Tommy Davis, DT, Tennessee A&I (216)
9. Terry Cole, FB, Indiana (242)
- 10A. Ocie Austin, DB, Utah State (257)
(From Wash. for RB-Gerald Allen)
- 10B. Ed Tomlin, FB, Hampton Inst. (270)
11. Bill Pickens, G, Houston (296)
12. James Jackson, DT, Jackson St. (324)
13. Howie Tennebar, G, Kent State (350)
14. Charles Mitchell, TE, Alabama St. (378)

COACHING STAFF

FOOTBALL OPERATIONS

BUSINESS OPERATIONS

PLAYERS

2016 SEASON IN REVIEW

COLTS HISTORY

RECORDS

COLTS IN THE COMMUNITY

15. Jeff Beaver, QB, North Carolina (404)
16. Walt Blackledge, FL, San Jose St. (432)
17. Ray Pederson, G, St. Coll. of Iowa (458)

1969 (Pos: 25th)

1. Ed Hinton, FL, Oklahoma (25)
- 2A. Ted Hendricks, LB, Miami (33)
(From N.O. for RB-Tony Loric)
- 2B. Tom Maxwell, DB, Texas A&M (51)
3. Dennis Nelson, T, Illinois State (77)
- 4A. Jackie Stewart, FB, Texas Tech (87)
(From Wash. for RB-Gerald Allen)
- 4B. To Atlanta for G-Dan Grimm
- 5A. To Atlanta for G-Dan Grimm
- 5B. King Dunlap, DT, Tennessee A&I (129)
6. Bill Fortier, G, Louisiana State (154)
- 7A. Gary Fleming, LB, Stanford (163)
(From N.O. in QB-Gary Cuozzo trade)
- 7B. Roland Moss, RB, Toledo (181)
8. Sam Havrilak, DB, Bucknell (207)
- 9A. George Wright, DT, Sam Houston (210)
(From Atlanta for C-Phil Sobocinski)
- 9B. Larry Good, QB, Georgia Tech (232)
10. Marion Griffin, TE, Purdue (259)
11. Ken Delaney, T, Akron (285)
12. Butch Riley, LB, Texas A&I (310)
13. Carl Mauck, LB, Southern Illinois (337)
14. Dave Bartlett, LB, Colorado (363)
15. George Thompson, DB, Marquette (389)
16. Jim McMillan, FL, The Citadel (415)
17. Joe Cowan, FL, Johns Hopkins (441)

1970 (Pos: 18th)

1. Norm Bulaich, RB, TCU (18)
2. Jim Bailey, DT, Kansas (44)
- 3A. Jim O'Brien, K-WR, Cincinnati (70)
- 3B. Ara Person, TE, Morgan State (74)
(From Phil. for LB-Ron Porter)
- 4A. Steve Smear, DT, Penn State (95)
(From Wash. for LB-Dennis Gaubatz)
- 4B. To Green Bay for T-Ron Kostelnik
5. Billy Newsome, DE, Grambling (122)
6. Ron Gardin, FL, Arizona (148)
7. Gordon Stade, QB, Davidson (174)
8. Bob Bouley, T, Boston College (199)
9. Barney Harris, CB, Texas A&M (226)
10. Dick Palmer, LB, Kentucky (252)
11. George Edwards, RB, Fairmont St. (278)
12. Don Burrell, FL, Angelo State (304)
13. Dave Polak, LB, Bowling Green (330)
14. Tom Curtis, S, Michigan (356)
15. Philip Gary, DE, Kentucky State (382)
16. Jack Maitland, RB, Williams (408)
17. Alvin Pearman, RB, Colgate (434)

1971 (Pos: 26th)

- 1A. Don McCauley, RB, North Carolina (22)
(From Miami for Don Shula)

- 1B. Leonard Dunlap, DB, N. Texas St. (26)
2. Bill Atessis, DT, Texas (52)
3. Karl Douglas, QB, Texas A&I (78)
4. To Pittsburgh for WR-Roy Jefferson
5. John Andrews, TE, Indiana (130)
6. Ken Frith, DT, Northeast Louisiana (156)

7. Gordon Bowdell, WR, Mich. St.(182)
8. Willie Bogan, DB, Dartmouth (207)
9. Bill Burnett, RB, Arkansas (234)
10. Rex Kern, QB, Ohio State (260)
11. Dave Jones, LB, Baylor (286)
- 12A. Bob Wuensch, T, Texas (294)
(From Pitt. for RB-Preston Pearson, DB-Ocie Austin)
- 12B. Bill Triplett, WR, Michigan State (312)
13. Tom Neville, LB, Yale (338)
14. Mike Mikolayunas, RB, Davidson(364)
15. Mike Hogan, LB, Michigan State(390)
16. Rich Harrington, DB, Houston (416)
17. Don Nottingham, RB, Kent State (441)

1972 (Pos: 22nd)

1. Tom Drougas, T, Oregon (22)
- 2A. Jack Mildren, S, Oklahoma (46)
(From Oak. for DB-Tom Maxwell, D4 & D7-72)
- 2B. Glenn Doughty, WR, Michigan (47)
(From Wash. for LB-Bob Grant)
- 2C. Lydell Mitchell, RB, Penn State (48)
3. To Oakland for WR-Eldridge Dickey
- 4A. To Oak. for LB-Bill Laskey (104) & D2-724B. Eric Allen, WR, Michigan State (104)
(From S.D. for DT-George Wright)
- 5A. Don Croft, DT, Texas El Paso (115)
(From New England for DB-Ron Gardin)
- 5B. To New Orleans for G-John Shinners
6. Bruce Laird, S, American Intl. (152)
- 7A. John Sykes, RB, Morgan State (169)
(From Wash. for LB-Bob Grant)
- 7B. To Oak. for LB-Bill Laskey & D2-72
- 8A. Al Qualls, LB, Oklahoma (191)
(From S.D. for DT-George Wright)
- 8B. Van Brownson, QB, Nebraska (204)
- 9A. Gary Hambell, DT, Dayton (215)
(From G.B. for DT-Jim DeLisle)
- 9B. To Cleveland for LB-Tom Beutler
10. Dave Schilling, RB, Oregon State (256)
11. Fred DeBernardi, DE, Tex. El Paso (282)
12. Gary Theiler, TE, Tennessee (308)
13. Herb Washington, WR, Mich. St.(334)
14. John Morris, C, Missouri Valley(359)
15. Robin Parkhouse, LB, Alabama (386)
16. Gary Wichard, QB, C.W. Post (412)
17. Stan White, LB, Ohio State (438)

1973 (Pos: 10th)

- 1A. Bert Jones, QB, Louisiana State (2)
(From N.O. for DE-Billy Newsome & D4-73)



Bert Jones, the Colts' first pick in the 1973 draft, spent nine seasons with the team (1973-1981).

- 1B. Joe Ehrmann, DT, Syracuse (10)
2. Mike Barnes, DE, Miami (35)
- 3A. Bill Olds, RB, Nebraska (61)
(From Houston for C-Bill Curry)
- 3B. Jamie Rotella, LB, Tennessee (62)
- 4A. Gery Palmer, T, Kansas (83)
(From Phil. for RB-Norm Bulaich)
- 4B. Ollie Smith, WR, Tennessee State(85)
(From S.D. for DB-Leonard Dunlap)
- 4C. To New Orleans for D1-73
5. David Taylor, G, Catawba (114)
6. To N.O. for G-John Shinners
7. To Denver for TE-John Mosier
- 8A. Ray Oldham, DB, Mid. Tennessee (189)
(From San Diego for RB-Tom Matte)
- 8B. Bill Windauer, G, Iowa (191)
9. To Wash. for WR-Cotton Speyzer & D1-73
10. To N.Y. Jets for DT-Chuck Hinton
11. Dan Neal, C, Kentucky (270)
12. Bernard Thomas, DE, W. Michigan (295)
13. Tom Pierantozzi, QB, West Chester (322)
14. Ed Williams, RB, West Virginia (347)
15. Jackie Brown, DB, South Carolina (374)
16. Marty Januszkiewicz, RB, Syracuse (399)
17. Guy Falkenhagen, T, N. Michigan (426)

1974 (Pos: 5th)

- 1A. John Dutton, DE, Nebraska (5)
- 1B. Roger Carr, WR, Louisiana Tech (24)
(From L.A. for OG-John Williams)
- 2A. Fred Cook, DE, Sou. Mississippi (32)
- 2B. Ed Shuttlesworth, RB, Michigan (37)
(From Phil. for RB-Norm Bulaich)
- 3A. Glenn Robinson, LB, Oklahoma St. (57)
- 3B. Robert Pratt, G, North Carolina (67)
(From Denver for LB-Ray May)
4. Tony Bell, DB, Bowling Green (84)
- 5A. To Detroit for LB-Ed Mooney
- 5B. Doug Nettles, DB, Vanderbilt (129)
(From Minn. for DB-Charlie Stukes)
- 6A. To Miami for RB-Hubert Ginn
- 6B. Danny Rhodes, LB, Arkansas (140)
(From N.E. for DB-Jack Mildren)



- 7A. Noah Jackson, G, Tampa (161)
 7B. Dan Dickel, LB, Iowa (170)
 (From Denver for LB-Bill Laskey)
 7C. Freddie Scott, WR, Amherst (174)
 (From Buffalo for TE-John Mosier)
 8A. Greg Latta, TE, Morgan State (188)
 8B. Paul Miles, RB, Bowling Green (198)
 (From Denver for LB-Ray May)
 9. To Wash. for WR-Cotton Speyrer & D1-73
 10A. Bob Van Duyne, G, Idaho (240)
 10B. Glenn Ellis, DT, Elon (257)
 (From L.A. for DB-Jerry Logan)
 11. Tim Rudnick, DB, Notre Dame (265)
 12A. Dave Simonson, T, Minnesota (292)
 12B. Bob Bobrowski, QB, Purdue (307)
 (From Wash. for LB-Ed Mooney)
 13. Randy Hall, DB, Idaho (317)
 14. Ed Collins, WR, Rice (344)
 15. Pat Kelly, LB, Richmond (369)
 16. Dave Margavage, T, Kentucky (396)
 17A. Tim Berra, WR, Massachusetts (421)
 17B. Buzzy Lewis, DB, Florida State (436)
 (From Wash. for OG-Cornelius Johnson)

1975 (Pos: 1st)

- 1A. To Atl. for OT-George Kunz & D1-75
 1B. Ken Huff, G, North Carolina (3)
 (From Atl. in OT-George Kunz trade)
 2. To G.B. for LB-Tom MacLeod & D8-75
 3A. Mike Washington, DB, Alabama (53)
 3B. Dave Pear, DT, Washington (56)
 (From Chi. for rights to TE-Greg Latta)
 4A. Marshall Johnson, RB, Houston (80)
 4B. Paul Linford, DT, Brigham Young (93)
 (From N.Y. Jets for DT-Jim Bailey)
 5. Roosevelt Leaks, RB Texas (105)
 6A. To Atl. in OT-George Kunz trade
 6B. Don Westbrook, WR, Nebraska (131)
 (From N.Y. Giants for DE-Roy Hilton)
 7A. Kim Jones, RB, Colorado State (157)
 7B. Steve Joachim, QB, Temple (160)
 (From Chi. for rights to TE-Greg Latta)
 7C. Derrel Luce, LB, Baylor (168)
 (From Chi. for rights to TE-Greg Latta)
 8A. John Bushong, DE, W. Kentucky (184)
 8B. Greg Denboer, TE, Michigan (187)
 (From Denver for T-Tom Drougas)
 8C. Mario Cage, RB, NW Louisiana (192)
 (From G.B. in LB-Ted Hendricks trade)
 9. Royce McKinney, DB, (209)
 Kentucky St.
 10. Phil Waganheim, P, Maryland (236)
 11. Dave Hazel, WR, Ohio State (261)
 12. Brad Storm, LB, Iowa State (288)
 13. John Roman, G, Idaho State (313)
 14. Mike Smith, C, SMU (339)
 15. John Goodie, RB, Langston (365)
 16A. Bill Malouf, WR-DB, Mississippi (392)
 16B. Mike Eavold, DT, Macalester (399)
 (From S.F. in conditional trade)
 16C. Bob Smith, DB, Maryland (409)
 (From Oak. for D13 & D17-76)
 17A. David McKnight, LB, Georgia (416)

- 17B. Mike Bengard, DE, NW Iowa (426)
 (From S.F. in conditional trade)
 17C. Frank Russell, WR, Maryland (440)
 (From Oak. for D13 & D17-76)

1976 (Pos: 20th)

1. Ken Novak, DT, Purdue (20)
 2. To Pitt. for rights to T-Ed George
 3A. Ed Simonini, LB, Texas A&M (80)
 3B. Ron Lee, RB, West Virginia (91)
 (From T.B. for DB-Mike Washington)
 4. To Pitt. for rights to T-Ed George
 5A. Sanders Shiver, LB, (134)
 Car.-Newman
 (From Chi. for rights to G-N. Jackson)
 5B. Mike Kirkland, QB, Arkansas (143)
 6. To Buffalo for LB-Jim Cheyanski
 7. To Chicago for D7-75 & D5-76
 8. Ricky Thompson, WR, Baylor (228)
 9. Stu Levenick, T, Illinois (258)
 10. Tim Baylor, DB, Morgan State (283)
 11. Rick Gibney, DT, Georgia Tech (310)
 12. Frank Stavroff, K, Indiana (339)
 13. To Oakland for D16 & D17-75
 14. Jeremiah Cummings, DE, (394)
 Alb. (Ga.) St.
 15. Gary Alexander, T, Clemson (424)
 16A. Mike Fuhrman, TE, (449)
 Memphis St. (From Wash. for WR-Cotton Speyrer)
 16B. Steve Ludwig, C, Miami (Fla.) (451)
 17. To Oakland for D16 & D17-75

1977 (Pos: 26th)

1. Randy Burke, WR, Kentucky (26)
 2. Mike Ozdowski, DE, Virginia (53)
 3. To St. Louis for DB-Norm Thompson
 4. To Washington for RB-Herb Mul-Key
 5. To N.O. for RB-Howard Stevens
 6. Calvin O'Neal, LB, Michigan (163)
 7. Blanchard Carter, T, (193)
 Nev.-Las Vegas
 8. Kenneth Helms, T-C, Georgia (220)
 9. Glen Capriola, RB, (247)
 Boston College
 10. Ron Baker, G, Oklahoma State (277)
 11. Brian Ruff, LB, The Citadel (304)
 12. Bill Deutsch, RB, North Dakota (331)

1978 (Pos: 25th)

1. Reese McCall, TE, Auburn (25)
 2. Mike Woods, LB, Cincinnati (52)
 3. To San Francisco for C-Forrest Blue
 4. To Detroit for DT-Herb Orvis
 5A. Frank Myers, OT, Texas A&M (117)
 (From S.F. for QB-Marty Domres)
 5B. To Kansas City for LB-Willie Lanier
 6. Ben Garry, RB, S. Mississippi (161)
 7. Jeff Logan, RB, Ohio State (191)
 8. Monte Anthony, RB, Nebraska (218)
 9. Dave Studdard, OT, Texas (245)
 10. Dallas Owens, DB, Kentucky (275)
 11. Henry Mason, WR, (302)
 Cent. Missouri
 12. Bruce Allen, P, Richmond (329)

1979 (Pos: 6th)

1. Barry Krauss, LB, Alabama (6)
 2. To Oakland for WR-Mike Siani
 3A. To Tampa Bay for RB-Don Hardeman
 3B. Kim Anderson, DB, Arizona State (69)
 (From Houston for D3 & D7-79)
 4. To Detroit for QB-Greg Landry
 5. Larry Brazier, DB, USC (115)
 6A. To Buffalo for DB-Dwight Harrison
 6B. Jim Moore, OT, Ohio State (150)
 (From Wash. for WR-Ricky Thompson)
 7. To Houston for D3-79
 8A. Steve Heimkreiter, LB, (197)
 Notre Dame
 8B. Nesby Glasgow, DB, Washington (207)
 (From Minn. for OT-Frank Myers)
 9. Russ Henderson, P, Virginia (224)
 10. Steven Stephens, TE, (254)
 Oklahoma St.
 11. John Priestner, LB, W. Ontario (280)
 12. Charles Green, WR, (306)
 Kansas State

1980 (Pos: 5th)

- 1A. Curtis Dickey, RB, Texas A&M (5)
 1B. Derrick Hatchett, DB, Texas (24)
 (From Dallas for DE-John Dutton)
 2A. Ray Donaldson, C, Georgia (32)



Ray Donaldson was a four-time Pro Bowler with the Colts.

- 2B. Tim Foley, OT, Notre Dame (51)
 (From Dallas for DE-John Dutton)
 3. To Detroit for QB-Greg Landry
 4. Ray Butler, WR, USC (88)
 5. To Kansas City for RB-Mark Bailey
 6. Chris Foote, C, USC (144)
 7. Wesley Roberts, DE, TCU (170)
 8A. Ken Walter, OT, Texas Tech (195)
 (From Detroit for LB-Stan White)
 8B. To Denver for P-Bucky Dilts
 9. Mark Bright, RB, Temple (227)
 10. Larry Stewart, OT, Maryland (254)
 11. Ed Whitley, TE, Kansas State (280)
 12A. Randy Bielski, K, Towson State (311)
 12B. Marvin Sims, RB, Clemson (324)
 (From Denver for RB-Don Hardeman)

1981 (Pos: 12-11)

- 1A. Randy McMillan, RB, Pittsburgh (12)
- 1B. Donnell Thompson, DT, (18)
N. Carolina (From Minn. for D2a, D2b & D5-81)
- 2A. To Minnesota for D1-81
- 2B. To Minnesota for D1-81
3. Randy Van Divier, OT, Washington (68)
4. Tim Sherwin, TE, Boston College (94)
5. To Minnesota for D1-81
6. Bubba Green, DT, (149)
N. Carolina St.
7. Obad Ariri, K, Clemson (178)
- 8A. Ken Sitton, DB, Oklahoma (204)
- 8B. Hosea Taylor, DT, Houston (220)
(From Phil. for OG-Ron Baker)
9. Tim Gooch, DE, Kentucky (233)
- 10A. Gregg Gerken, LB, N. Arizona (256)
(From S.F. for DT-Jim Krahl)
- 10B. Trent Bryant, DB, Arkansas (259)
11. Holden Smith, WR, California (288)
12. Eric Scoggins, LB, USC (315)

1982 (Pos: 2-1)

- 1A. Johnie Cooks, LB, Mississippi St. (2)
- 1B. Art Schlichter, QB, Ohio State (4)
(From L.A. for QB-Bert Jones)
- 2A. Leo Wisniewski, NT, Penn State (28)
- 2B. Rohn Stark, P, Florida State (34)
(From L.A. for QB-Bert Jones)
3. James Burroughs, DB, (57)
Michigan St.
4. Mike Pagel, QB, Arizona State (84)
5. Terry Crouch, OG, Oklahoma (113)
6. Pat Beach, TE, (140)
Washington State
7. Fletcher Jenkins, NT, (169)
Washington
8. Tony Loia, OG, Arizona State (196)
9. Tony Berryhill, C, Clemson (225)
10. Tom Deery, DB, Widener (252)
11. Lamont Meacham, DB, (280)
W. Kentucky
12. Johnny Wright, RB, S. Carolina (307)

1983 (Pos: 1st)

1. John Elway, QB, Stanford (1)
2. Vernon Maxwell, LB, Arizona State (29)
3. George Achica, NT, USC (57)
4. Phil Smith, WR, San Diego State (85)
5. Sid Abramowitz, OT, Tulsa (113)
- 6A. To San Diego for K-Mike Wood
- 6B. Grant Feasel, C, Abilene Christian (161)
(From S.D. for DB-Bruce Laird)
7. Alvin Moore, RB, Arizona State (169)
8. To Denver for OT-Glenn Hyde
- 9A. Jim Mills, OT, Hawaii (225)
- 9B. Chris Rose, OT, Stanford (241)
(From Atl. for P-Dave Smigelsky)
10. Ronald Hopkins, DB, Murray St. (252)
11. Jim Bob Taylor, QB, (280)
Georgia Tech
12. Carl Williams, WR, (308)
Tex. Southern

1984 (Pos: 8th)

- 1A. Leonard Coleman, DB, Vanderbilt (8)
- 1B. Ron Solt, OG, Maryland (19)
(From Denver for QB-John Elway)
2. Blaise Winter, DT, Syracuse (35)
3. Chris Scott, DT, Purdue (66)
- 4A. Craig Curry, DB, Texas (93)
- 4B. George Wonsley, RB, Miss. St. (103)
(From Seattle for WR-Roger Carr)
- 5A. Golden Tate, WR, Tennessee St. (120)
- 5B. Kevin Call, OT, Colorado State (130)
(From Seattle for OG-Robert Pratt)
6. Dwight Beverly, RB, Illinois (147)
7. To Det. for OT-Karl Baldischwiler
8. Eugene Daniel, DB, Louisiana St. (205)
9. To Dallas for K-Raul Allegre
10. To Detroit for WR-Tracy Porter
11. Bob Stowe, OT, Illinois (290)
12. Steve Hathaway, DE, W. Virginia (317)

USFL SUPPLEMENTAL DRAFT

1. Paul Bergmann, TE, UCLA
2. Albert Bentley, RB, Miami
3. Byron Smith, DT, California

1985 (Pos: 5-4)

1. Duane Bickett, LB, USC (5)
2. Don Anderson, DB, Purdue (32)
3. Anthony Young, DB, Temple (61)
4. Willie Broughton, DE, Miami (88)
5. Roger Caron, OT, Harvard (117)
6. To Dallas for OT-Steve Wright
7. James Harbour, WR, Mississippi (173)
8. Ricky Nichols, WR, East Carolina (200)
9. Mark Boyer, TE, USC (229)
10. Andre Pinesett, DT, Cal-Fullerton (256)
11. To L.A. for DB-George Radachowsky
12. David Bumette, OT, C. Arkansas (312)



Duane Bickett was the first pick for Indianapolis in the 1985 NFL Draft.

1986 (Pos: 7-6-5-4)

- 1A. Jon Hand, DE, Alabama (4)
(From N.O. for D1 & D3-86)
- 2B. Jack Trudeau, QB, Illinois (47)
(From Dallas in D2 swap for QB-Gary Hogeboom)
3. To New Orleans for D1-86
4. Bill Brooks, WR, Boston University (86)
- 5A. Scott Kellar, DT, Northern Illinois (117)
- 5B. Gary Walker, C, Boston University (124)
(From S.D. for LB-Vernon Maxwell)

6. To L.A. for D7a, D7b & D12-86
- 7A. Steve O'Malley, NT, N. Illinois (171)
- 7B. Chris White, K, Illinois (172)
(From L.A. for D6-86)
- 7C. Tommy Sims, DB, Tennessee (190)
(From L.A. for D6-86)
8. Trell Hooper, DB, Memphis State (198)
9. Bob Brotzki, OT, Syracuse (228)
- 10A. To St. Louis for LB-Dave Ahrens
- 10B. Pete Anderson, C, Georgia (266)
(From S.D. for QB-Mark Herrmann)
11. To Buffalo for QB-Matt Kofler
- 12A. Steve Wade, DT, Vanderbilt (309)
- 12B. Isaac Williams, DT, Florida State (326)
(From L.A. for D6-86)

1987 (Pos: 2nd)

1. Cornelius Bennett, LB, Alabama (2)
2. To Wash. for WR-Walter Murray
3. Chris Gambol, OT, Iowa (58)
4. Randy Dixon, OT, Pittsburgh (85)
5. Roy Banks, WR, Eastern Illinois (114)
6. Freddie Robinson, DB, Alabama (142)
7. Mark Bellini, WR, Brigham Young (170)
- 8A. To Tampa Bay for DB-John Holt
- 8B. Chuckie Miller, DB, UCLA (200)
(From Buffalo for OT-Roger Caron)
- 9A. To N.Y. Giants for DB-Kenny Daniel
- 9B. Bob Ontko, LB, Penn State (247)
(From Cleve. for QB-Mike Pagel)
10. Chris Goode, DB, Alabama (253)
11. Jim Reynosa, DE, Arizona State (281)
12. David Adams, RB, Arizona (309)

1988 (Pos: 21-20-22)

1. To L.A. for RB-Eric Dickerson
2. To L.A. for RB-Eric Dickerson
3. Chris Chandler, QB, Washington (76)
4. Michael Ball, DB, Southern Univ. (104)
5. John Baylor, DB, S. Mississippi (129)
6. To Wash. for WR-Clarence Verdin
7. To N.Y. Giants for DT-Jerome Sally
8. To Buffalo for OT-Roger Caron
9. Jeff Herrod, LB, Mississippi (243)
10. O'Brien Alston, LB, Maryland (270)
11. Donnie Dee, TE, Tulsa (297)
- 12A. Aatron Kenney, WR, (308)
Wis.-St. Point
(From Det. for QB-Derrick Ramsey)
- 12B. Tim Vesling, K, Syracuse (327)

1989 (Pos: 15-17-16)

- 1A. To Seattle for LB-Fredd Young
- 1B. Andre Rison, WR, Michigan State (22)
(From Phil. for OG-Ron Solt)
2. To L.A. for RB-Eric Dickerson
3. Mitchell Benson, DT, TCU (72)
4. Pat Tomberlin, OT, Florida State (99)
5. To Washington for D4 & D8-90
6. Quintus McDonald, LB, Penn St. (155)
- 7A. Ivy Joe Hunter, RB, Kentucky (182)
- 7B. Charles Washington, DB, (185)
Cameron (From NYG for TE-Tim Sherwin)



ADMINISTRATION

COACHING STAFF

FOOTBALL OPERATIONS

BUSINESS OPERATIONS

PLAYERS

2016 SEASON IN REVIEW

COLTS HISTORY

RECORDS

COLTS IN THE COMMUNITY

- Kurt Larson, LB, Michigan State (212)
- William Mackall, WR, Tenn.-Martin (239)
- Jim Thompson, OT, Auburn (266)
- Wayne Johnson, QB, Georgia (296)
- William Dubose, RB, S.C. State (314)
(From T.B. for QB-Joe Ferguson)
- Steve Taylor, QB, Nebraska (323)

1990 (Pos: 12-11-14-13)

- Jeff George, QB, Illinois (1)
(From Atl. for OT-Chris Hinton, WR-Andre Rison, D5-90 & D1-91)
- To Seattle for LB-Fredd Young
- Anthony Johnson, RB, Notre Dame (36)
- To San Diego for LB-Chip Banks
- Stacey Simmons, WR, Florida (83)
(From Atl. with rights to D1-90)
- William Schultz, OG, USC (94)
- Alan Grant, DB, Stanford (103)
(From Washington for D5-89)
- Pat Cunningham, OT, Texas A&M (106)
(From Phil. for OG-Ronn Solt)
- To Atlanta for D1 & D4-90
- Tony Walker, LB, SE Missouri St. (148)
- James Singletary, LB, E. Carolina (179)
- Ken Clark, RB, Nebraska (206)
- Harvey Wilson, DB, Southern Univ. (213)
(From Washington for D5-89)
- Darvell Huffman, WR, Boston Univ. (232)
- To Dallas for OT-Zefross Moss
- Carnel Smith, DE, Pittsburgh (290)
- Gene Benhart, QB, W. Illinois (311)
(From S.D. for DB-Leonard Coleman)
- Dean Brown, OG, Notre Dame (316)

1991 (Pos: 14-13)

- To Atlanta for D1 & D4-90
- Shane Curry, DE, Miami (40)
- Dave McCloughan, DB, Colorado (69)
- Mark Vander Poel, OT, Colorado (96)
- Kerry Cash, TE, Texas (125)
- Mel Agee, DE, Illinois (152)
- James Bradley, WR, Michigan St. (181)
- Tim Bruton, TE, Missouri (208)
- Howard Griffith, RB, Illinois (236)
- Frank Giannetti, LB, Penn State (263)
- Jerry Crafts, OT, Louisville (292)
- Rob Luedeke, C, Penn State (319)

1992 (Pos: 1st)

- Steve Emtman, DT, Washington (1)
- Quentin Coryatt, LB, Texas A&M (2)
(From T.B. for QB-Chris Chandler)
- Ashley Ambrose, DB, Miss. Val. St. (29)
- To L.A. for OT-Irv Pankey
- Rodney Culver, RB, Notre Dame (85)
- Anthony McCoy, NT, Florida (105)
(From Raid. for RB-Eric Dickerson)

- Maury Toy, RB, UCLA (113)
- Shoun Habersham, WR, UT-Chat. (141)
- Derek Steele, DE, Maryland (169)
- Jason Belser, DB, Oklahoma (197)
- Ronald Humphrey, RB, Miss. Val. St. (212)
(From Raid. for RB-Eric Dickerson)
- Eddie Miller, WR, South Carolina (225)
- Stephen Grant, LB, West Virginia (253)
- To L.A. for OT-Irv Pankey
- Michael Brandon, DE, Florida (309)

1993 (Pos: 16-15-17)

- Sean Dawkins, WR, California (16)
- To Pittsburgh for D2 & D4-93
- Roosevelt Potts, RB, NE Louisiana (49)
(From Pittsburgh for D2-93)
- Ray Buchanan, DB, Louisville (65)
(From L.A. for D3 & D5-93)
- To L.A. D3-93
- Derwin Gray, DB, Brigham Young (92)
(From Chicago for D4 & D6-93)
- To Chicago for D4-93
- Devon McDonald, LB, Notre Dame (107)
(From Pittsburgh for D2-93)
- To L.A. for D3-93
- Carlos Etheredge, TE, Miami (157)
- To Chicago for D4-93
- Lance Lewis, RB, Nebraska (184)
- Marquise Thomas, LB, Mississippi (211)

1994 (Pos: 2-3)

- Marshall Faulk, RB, San Diego St. (2)
- Trev Alberts, LB, Nebraska (5)
(From L.A. for D1 & D3-94)
- Eric Mahlum, OG, California (32)
- Jason Mathews, OT, Texas A&M (67)
- To L.A. for D1-94
- Bradford Banta, TE, USC (106)
- John Covington, DB, Notre Dame (133)
- Lamont Warren, RB, Colorado (164)
- Lance Teichelman, DL, Texas A&M (196)

1995 (Pos: 15-16)

- Ellis Johnson, DE/T, Florida (15)
- Ken Dilger, TE, Illinois (48)
- Zack Crockett, RB, Florida State (79)
- Ray McElroy, DB, Eastern Illinois (114)
- Derek West, OT, Colorado (149)
- Brian Gelzheiser, LB, Penn State (187)
- Jessie Cox, LB, Texas-Southern (223)

1996 (Pos: 22-21-20-19-18)

- Marvin Harrison, WR, Syracuse (19)
(From Atl. in QB-Jeff George trade)
- To T.B. for QB-Craig Erickson
- Dedric Mathis, DB, Houston (51)
- Scott Slutzker, TE, Iowa (82)
- Brian Milne, RB, Penn State (115)
- Steve Martin, DT, Missouri (151)
- Keith Conlin, OT, Penn State (191)

- Mike Cawley, QB, James Madison (205)
(Compensatory Pick)
- Adrian Robinson, DB, Baylor (232)



Marvin Harrison was the team's 19th overall selection in 1996.

1997 (Pos: 19-18-17-21-20)

- Tarik Glenn, OT, California (19)
- Adam Meadows, OT, Georgia (48)
- To San Francisco for D3-97, D5-97
- Bert Berry, LB, Notre Dame (84)
(From San Francisco for D3-97)
- Delmonico Montgomery, DB, Houston (117)
- Nathaniel Jacquet, WR, San Diego St. (150)
- Carl Powell, DE, Louisville (156)
(From San Francisco for D3-97)
- Scott Von Der Ahe, LB, Arizona St. (182)
- Clarence Thompson, DB, Knoxville College (219)

1998 (Pos: 1st)

- Peyton Manning, QB, Tennessee (1)
- Jerome Pathon, WR, Washington (32)
- To Carolina for President Bill Polian
- E.G. Green, WR, Florida State (71)
(From Baltimore for QB-Jim Harbaugh)
- To Baltimore for QB-Jim Harbaugh
- Steve McKinney, OG, Texas A&M (93)
(From Balt. for D4-98, D5-98, D6-98)
- To Baltimore for D4-98
- Antony Jordan, LB, Vanderbilt (135)
(From Cincinnati for QB-Paul Justin)
- To Baltimore for D4-98
- Aaron Taylor, OL, Nebraska (190)
- Cory Gaines, DB, Tennessee (231)
(Compensatory Pick)

1999 (Pos: 4-3-2)

- Edgerin James, RB, Miami (4)



Colts 1999 draft selection, running back Edgerin James, leads the franchise in career rushing yardage (9,226).

- To Carolina for DB-Tyrone Poole
- Mike Peterson, LB, Florida (36)
(From St. Louis for RB-Marshall Faulk)
- Brandon Burlsworth, OG, Arkansas (63)
- Paul Miranda, DB, Central Florida (96)
(From S.F. for D4-99, D6-99)
- To S.F. with D6-99 for D4-99
- To Pittsburgh for LB-Steven Conley
- Brad Sciolio, DE, Penn State (138)
(From St. Louis for RB-Marshall Faulk)
- To S.F. with D4-99 for D4-99
- Hunter Smith, P, Notre Dame (210)
- Corey Terry, LB, Tennessee (250)
(Compensatory Pick)

2000 (Pos: 28)

- Rob Morris, LB, Brigham Young (28)
- Marcus Washington, LB, Auburn (59)
- David Macklin, DB, Penn State (91)
- Josh Williams, DT, Michigan (122)
- Matt Johnson, OG, Brigham Young (138)
- To New Orleans with D6-00 for D5-00
- To New Orleans with D5-00 for D5-00
- Rob Renes, DT, Michigan (235)
- Rodregis Brooks, DB, Ala. Birm. (238)
(From Oakland for D6-01)

2001 (Pos: 22-21-23)

- To N.Y. Giants for D1, D3, D6-01
- Reggie Wayne, WR, Miami (30)
(From N.Y. Giants for D1-01)
- Idrees Bashir, DB, Memphis (37)
(From Dallas for D2, D3-01)
- To Dallas for D2-01
- To Dallas for D2-01
- Cory Bird, DB, Virginia Tech (91)
(From N.Y. Giants for D1-01)
- Ryan Diem, OG, Northern Illinois (118)
- Raymond Walls, DB, Southern Mississippi (152)
- To Oakland for D7-00
- Jason Doering, DB, Wisconsin (193)
(From N.Y. Giants for D1-01)
- Rick DeMulling, OG, Idaho (220)

2002 (Pos: 11-10-9-8)

- Dwight Freeney, DE, Syracuse (11)
- Larry Triplett, DT, Washington (42)
- Joseph Jefferson, DB, W. Kentucky (74)
- David Thornton, LB, North Carolina (106)
- To Seattle for QB-Brock Huard
- David Pugh, DT, Virginia Tech (182)
- James Lewis, DB, Miami (183)
(From St. Louis for WR-Terrence Wilkins)
- Brian Allen, RB, Stanford (204)
(From St. Louis for P-John Baker)
- Josh Mallard, DE, Georgia (220)

2003 (Pos: 24-26-25)

- Dallas Clark, TE, Iowa (24)
- Mike Doss, DB, Ohio State (28)
- Donald Strickland, DB, Colorado (90)

- Steve Sciuolo, OG, Marshall (122)
- Robert Mathis, DE, Alabama A&M (138)
(From Houston for D4-04)
- Keyon Whiteside, LB, Tennessee (162)
- Cato June, DB, Michigan (198)
- Makoa Freitas, OT, Arizona (208)
(Compensatory)
- To New Orleans for RB-Ricky Williams



Robert Mathis, a fifth round selection in the 2003 NFL Draft, is the franchise's all-time leader.

2004 (Pos: 29-28-27-26)

- To Atlanta with D3-04 for D2, D3, D4-04
- To Pittsburgh for D2, D4-04
(From Atl. with D3, D4-04 for D1, D3-04)
- Bob Sanders, DB, Iowa (44)
(From Pittsburgh with D4-04 for D2-04)
- To Clev. with D5-04 for D3, D5, D6-04
- Ben Hartsock, TE, Ohio State (68)
(From Cle. with D5, D6-04 for D2, D5-04)
- Gilbert Gardner, LB, Purdue (69)
(From Atl. with D2, D4-04 for D1, D3-04)
- To Atlanta with D1-04 for D2, D3, D4-04
- Kendyll Pope, LB, Florida State (107)
(From Pittsburgh with D2-04 for D2-04)
- To Houston for DE-Robert Mathis
- Jason David, DB, Washington State (125)
(From Atl. with D2, D3-04 for D1, D3-04)
- Jake Scott, OT, Idaho (141)
(From Cle. with D3, D6-04 for D2, D5-04)
- To Cle. with D2-04 for D3, D5, D6-04
- Von Hutchins, DB, Mississippi (173)
(From Cle. with D3, D5-04 for D2, D5-04)
- Jim Sorgi, QB, Wisconsin (193)
- To Tampa Bay for DB-David Gibson
- David Kimball, K, Penn State (229)
(From St. Louis for DB-Rich Coady)

2005 (Pos: 29-28)

- Marlin Jackson, DB, Michigan (29)
- Kelvin Hayden, DB, Illinois (60)
- Vincent Burns, DT, Kentucky (92)
- Dylan Gandy, C/G, Texas Tech (129)
- Matt Giordano, DB, California (135)
(Compensatory)

- Jonathan Welsh, DE, Wisconsin (148)
(From Philadelphia for D4-06)
- Rob Hunt, C/G, North Dakota State (165)
- Tyjuan Hagler, LB, Cincinnati (173)
(Compensatory)
- Dave Rayner, K, Michigan State (202)
- Anthony Davis, RB, Wisconsin (243)

2006 (Pos: 30)

- Joseph Addai, RB, Louisiana State (30)
- Tim Jennings, DB, Georgia (62)
- Freddy Keiaho, LB, San Diego State (94)
- To Philadelphia for DE-Jonathan Welsh
- Michael Toudouze, OT, Texas Christian (162)
- Charlie Johnson, OT, Oklahoma State (199)
- Antoine Bethea, DB, Howard (207)
(Compensatory)
- T.J. Rushing, DB, Stanford (238)
(From Tennessee for D6-07)

2007 (Pos: 32)

- Anthony Gonzalez, WR, Ohio State (32)
- Tony Ugoh, OT, Arkansas (42)
(From San Francisco for D4a-07, D1-08)
- To Tampa Bay for DT-Booger McFarland
- Daymeion Hughes, DB, California (95)
- Quinn Pitcock, DT, Ohio State (98)
(Compensatory)
- To San Francisco with D1-08 for D2a-07
(From New Orleans for DB-Jason David)
- Brannon Condren, DB, Troy (131)
- Clint Session, LB, Pittsburgh (136)
(Compensatory)
- Roy Hall, WR, Ohio State (169)
- Michael Coe, DB, Alabama State (173)
(Compensatory)
- To Tennessee for DB-T.J. Rushing
- Keyunta Dawson, DE, Texas Tech (242)

2008 (Pos: 29-28-30)

- To San Francisco with D4a-07 for D2-07
- Mike Pollak, OG, Arizona State (59)
- Philip Wheeler, LB, Georgia Tech (93)
- Jacob Tamme, TE, Kentucky (127)
- Marcus Howard, DE, Georgia (161)
- Tom Santi, TE, Virginia (196)
- Steve Justice, C, Wake Forest (201)
(Compensatory)
- Mike Hart, RB, Michigan (202)
(Compensatory)
- Pierre Garcon, WR, Mount Union (205)
(Compensatory)
- Jamey Richard, OG, Buffalo (236)

2009 (Pos: 27-29-28)

- Donald Brown, RB, Connecticut (27)
- Fili Moala, DT, Southern California (56)
(From Miami for D2b-09, D5-09)
- To Miami with D5-09 for D2a-09



ADMINISTRATION

COACHING STAFF

FOOTBALL OPERATIONS

BUSINESS OPERATIONS

PLAYERS

2016 SEASON IN REVIEW

COLTS HISTORY

RECORDS

COLTS IN THE COMMUNITY

- Jeraud Powers, DB, Auburn (92)
- 4A. Austin Collie, WR, Brigham Young (127)
- 4B. Terrance Taylor, DT, Michigan (136) (Compensatory)
- To Miami with D2b-09 for D2a-09
- Curtis Painter, QB, Purdue (201)
- 7A. Pat McAfee, P, West Virginia (222) (From Philadelphia for D6-10)
- 7B. Jaimie Thomas, OG, Maryland (236)

2010 (Pos: 22-21-23)

- Jerry Hughes, DE, Texas Christian (31)
- Pat Angerer, LB, Iowa (63)
- Kevin Thomas, DB, USC (94)
- Jacques McClendon, OG, Tennessee (129)
- Brody Eldridge, TE, Oklahoma (162)
- To Philadelphia for D7a-09
- 7A. Ricardo Mathews, DT, Cincinnati (238)
- 7B. Kavell Conner, LB, Clemson (240) (Compensatory)
- 7C. Ray Fisher, DB, Indiana (246) (Compensatory)

2011 (Pos: 31)

- Anthony Costanzo, OT, Boston College (22)
- 2A. Ben Ijalana, OG, Villanova (49) (From Washington for D2b-11, D5-11)
- 2B. To Washington with D5-11 for D2a-11
- Drake Nevis, DT, Louisiana State (87)
4. Delone Carter, RB, Syracuse (119)
- To Washington with D2b-11 for D2a-11
- Chris Rucker, DB, Michigan State (188)
- To Washington for DB-Justin Tyrone

2012 (Pos: 1-2)

- Andrew Luck, QB, Stanford (1)
- Coby Fleener, TE, Stanford (34)
- 3A. Dwayne Allen, TE, Clemson (64)
- 3B. T.Y. Hilton, WR, Florida International (92) (From San Francisco for D4-12, D5-13)
- 5A. Josh Chapman, DT, Alabama (136)
- 5B. Vick Ballard, RB, Mississippi (170) (Compensatory)



Quarterback Andrew Luck was the No. 1 overall selection in the 2012 NFL Draft.

6. LaVon Brazill, WR, Ohio (206) (Compensatory)
- 7A. Justin Anderson, OG, Georgia (208)
- 7B. Tim Fugger, LB, Vanderbilt (214) (From Jacksonville through the New York Jets for D6-12)
- 7C. Chandler Harnish, QB, Northern Ill. (253) (Compensatory)

2013 (Pos: 24)

- Bjoern Werner, OLB, Florida State (24)
- To Miami for CB-Vontae Davis
- Hugh Thornton, G, Illinois (86)
4. Khaled Holmes, C/G, USC (121)
- 5A. Montori Hughes, DT, UT Martin (139) (From Cleveland for D4-14)
- 5B. To San Francisco with D4-12
6. John Boyett, S, Oregon (192)
- 7A. Kerwynn Williams, RB, Utah State (230)
- 7B. Justice Cunningham, TE, South Carolina (254) (Compensatory)

2014 (Pos: 26-27)

- To Cleveland for RB-Trent Richardson
2. Jack Mewhort, T/G, Ohio State (59)
3. Donte Moncrief, WR, Mississippi (90)
- To Cleveland for DT-Montori Hughes
5. Jonathan Newsome, DE, Ball State (166)
6. Andrew Jackson, ILB, Western Kentucky (203)
- 7A. Ulrick John, T, Georgia State (232) (From Baltimore for C-A.Q. Shipley)
- 7B. To St. Louis for CB-Josh Gordy

2015 (Pos: 29)

1. Phillip Dorsett, WR, Miami (29)
- To Tampa Bay with D4b-15 for D3a-15, D4a-15
- 3A. D'Joun Smith, CB, Florida Atlantic (65) (From Tampa Bay with D4a-15 for D2-15, D4b-15)
- 3B. Henry Anderson, DE, Stanford (93)
- 4A. Clayton Geathers, S, Central Florida (109) (From Tampa Bay with D3a-15 for D2-15, D4b-15)
- 4B. To Tampa Bay with D2-15 for D3a-15, D4a-15
- 5A. David Parry, DT, Stanford (151) (From San Francisco for D5b-15, D7a-15)
- 5B. To San Francisco with D7a-15 for D5a-15
- 6A. Josh Robinson, RB, Mississippi State (205)
- 6B. Amarlo Herrera, ILB, Georgia (207) (From Seattle for CB-Marcus Burley)
- 7A. To San Francisco with D5b-15 for D5a-15)
- 7B. Denzelle Good, T, Mars Hill (255) (Compensatory)

2016 (Pos: 18-17-19)

1. Ryan Kelly, C, Alabama (18)
- 2A. To Green Bay for D2-16, D4a-16, D7-16
- 2B. T.J. Green, S, Clemson (57) (From Green Bay with D4a-16, D7-16 for D2-16)
3. Le'Raven Clark, T, Texas Tech (82)
- 4A. Hassan Ridgeway, DT, Texas (116)
- 4B. Antonio Morrison, ILB, Florida (125) (From Green Bay with D2-16, D7-16 for D2-16)
5. Joe Haeg, T, North Dakota State (155)
6. To Oakland for ILB-Sio Moore
- 7A. Trevor Bates, OLB, Maine (239)
- 7B. Austin Blythe, C, Iowa (248) (From Green Bay with D2-16, D4a-16 for D2-16)

2017 (Pos: 15-14-16)

1. Malik Hooker, S, Ohio State (15)
2. Quincy Wilson, CB, Florida (46)
3. Tarell Basham, OLB, Ohio (80)
- 4A. To San Francisco for D4c-17, D5b-17
- 4B. Zach Banner, T, USC (137) (From New England for TE-Dwayne Allen, D6-17)
- 4C. Marlon Mack, RB, South Florida (143) (From San Francisco with D5b-17 for D4a-17)
- 4D. Grover Stewart, DT, Albany State (144)
- 5A. Nate Hairston, CB, Temple (158)
- 5B. Anthony Walker, ILB, Northwestern (161) (From San Francisco with D4c-17 for D4a-17)
6. To New England with TE-Dwayne Allen for D4b-17
7. To Cleveland for DT-Billy Winn

FREE AGENCY (1993-2017)

UNRESTRICTED FREE AGENTS LISTED ONLY

2017

Players Signed by Colts (11): WR-Kamar Aiken (Baltimore); ILB-Jon Bostic (Detroit); DT-Johnathan Hankins (New York Giants); DE-Nedrick Hunt (Cincinnati); P-Jeff Locke (Minnesota); OLB-Barkevious Mingo (New England); C/G-Brian Schwenke (Tennessee); OLB-Jabaal Sheard (New England); OLB-John Simon (Houston); ILB-Sean Spence (Tennessee); TE-Brandon Williams (Seattle).

Former Colts Signed by Other Clubs (3): S-Mike Adams (Carolina); OLB-Chris Carter (Washington); G-Hugh Thornton (Atlanta).

2016

Players Signed by Colts (4): CB-Patrick Robinson (San Diego); RB-Jordan Todman (Pittsburgh); QB-Scott Tolzien (Green Bay); RB-Robert Turbin (Dallas).

Former Colts Signed by Other Clubs (5): S-Colt Anderson (Buffalo); TE-Coby Fleener (New Orleans); ILB-Jerrell Freeman (Chicago); S-Dwight Lowery (San Diego); CB-Greg Toler (Washington).

2015

Players Signed by Colts (5): WR-Vincent Brown (Oakland); OLB-Trent Cole (Philadelphia); RB-Frank Gore (San Francisco); ILB-Nate Irving (Denver); S-Dwight Lowery (Atlanta).

Former Colts Signed by Other Clubs (3): S-Sergio Brown (Jacksonville); CB-Josh Gordy (New York Giants); DE-Cory Redding (Arizona).

2014

Players Signed by Colts (3): DT-Arthur Jones (Baltimore); WR-Hakeem Nicks (New York Giants); S-Colt Anderson (Philadelphia).

Former Colts Signed by Other Clubs (8): S-Antoine Bethea (San Francisco); RB-Donald Brown (San Diego); ILB-Kavell Conner (San Diego); WR-Darrius Heyward-Bey (Pittsburgh); T-Jeff Linkenbach (Kansas City); DT-Ricardo Mathews (Houston); G-Mike McGlynn (Washington); CB-Cassius Vaughn (Detroit).

2013

Players Signed by Colts (8): T-Gosder Cherilus (Detroit); DT-Aubrayo Franklin (San Diego); DT-Ricky Jean Francois (San Francisco); S-LaRon Landry (New York Jets); OLB-Lawrence Sidbury (Atlanta); G-Donald Thomas (New England); CB-Greg Toler (Arizona); OLB-Erik Walden (Green Bay).

Former Colts Signed by Other Clubs (6): WR-Donnie Avery (Kansas City); LB-Moise Fokou (Tennessee); NT-Antonio Johnson (Tennessee); G-Seth Olsen (Minnesota); CB-Jerraud Powers (Arizona); QB-Drew Stanton (Arizona).

2012

Players Signed by Colts (6): WR-Donnie Avery (Tennessee); OL-Mike McGlynn (Cincinnati); DT-Brandon McKinney (Baltimore); DL-Cory Redding (Baltimore); C-Samson Satele (Oakland); S-Tom Zbikowski (Baltimore).

Former Colts Signed by Other Clubs (12): DE-Jamaal Anderson (Cincinnati); FS-Stevie Brown (New York Giants); FB-Jerome Felton (Minnesota); WR-Pierre Garcon (Washington); WR-Anthony Gonzalez (New England); CB-Jacob Lacey (Detroit); OT-Quinn Ojinnaka (St. Louis); QB-Dan Orlovsky (Tampa Bay); C-Mike Pollak (Carolina); C-Jeff Saturday (Green Bay); TE-Jacob Tamme (Denver); LB-Philip Wheeler (Oakland).

2011

Players Signed by Colts (1): LB-Ernie Sims (Philadelphia).

Former Colts Signed by Other Clubs (1): LB-Clint Session (Jacksonville).

2010

Players Signed by Colts (0): None.

Former Colts Signed by Other Clubs (0): None.

2009

Players Signed by Colts (1): LB-Adam Seward (Carolina).

Former Colts Signed by Other Clubs (4): DB-Keiwan Ratliff (Pittsburgh); DT-Darrell Reid (Denver); RB-Dominic Rhodes (Buffalo); P-Hunter Smith (Washington).

2008

Players Signed by Colts (0): None.

Former Colts Signed by Other Clubs (3): LB-Rocky Boiman (Philadelphia); DT-Dan Klecko (Philadelphia); OG-Jake Scott (Tennessee).

2007

Players Signed by Colts (2): OG-Rick DeMulling (Detroit); TE-Mike Seidman (Carolina).

Former Colts Signed by Other Clubs (4): DB-Jason David (New Orleans); DB-Nick Harper (Tennessee); LB-Cato June (Tampa Bay); RB-Dominic Rhodes (Oakland).

2006

Players Signed by Colts (1): K-Adam Vinatieri (New England).

Former Colts Signed by Other Clubs (4): RB-Edgerin James (Arizona); LB-David Thornton (Tennessee); DT-Larry Triplett (Buffalo); K-Mike Vanderjagt (Dallas).

2005

Players Signed by Colts (1): DT-Corey Simon (Philadelphia).

Former Colts Signed by Other Clubs (3): DB-Idrees Bashir (Carolina); OG-Rick DeMulling (Detroit); LB-Jim Nelson (Baltimore).

ADMINISTRATION

COACHING
STAFF

FOOTBALL
OPERATIONS

BUSINESS
OPERATIONS

PLAYERS

2016 SEASON
IN REVIEW

COLTS HISTORY

RECORDS

COLTS IN THE
COMMUNITY

**2004****Players Signed by Colts (0):** None.**Former Colts Signed by Other Clubs (4):** WR-JaJuan Dawson (New York Giants); DB-David Macklin (Arizona); LB-Marcus Washington (Washington); WR-Terrence Wilkins (Miami).**2003****Players Signed by Colts (4):** DB-Rich Coady (Tennessee); LB-Jim Nelson (Minnesota); DT-Montae Reagor (Denver); WR-Brandon Stokley (Baltimore).**Former Colts Signed by Other Clubs (3):** RB-Jim Finn (New York Giants); DE-Chukie Nwokorie (Green Bay); LB-Mike Peterson (Jacksonville).**2002****Players Signed by Colts (5):** DT-James Cannida (Tampa Bay); LB-Greg Favors (Tennessee); DB-Walt Harris (Chicago); WR-Qadry Ismail (Baltimore); C/G-Jim Pyne (Philadelphia).**Former Colts Signed by Other Clubs (5):** OG-Steve McKinney (Houston); OG-Larry Moore (Washington); WR-Jerome Pathon (New Orleans); LB-Ryan Phillips (New England); WR-Tony Simmons (Houston).**2001****Players Signed by Colts (2):** DT-Christian Peter (New York Giants); LB-Mike Morton (Green Bay).**Former Colts Signed by Other Clubs (2):** DB-Jason Belsler (Kansas City); DE-Bernard Whittington (Cincinnati).**2000****Players Signed by Colts (1):** DL-Bernard Holsley (New York Giants).**Former Colts Signed by Other Clubs (0):** None.**1999****Players Signed by Colts (7):** LB-Jeff Brady (Carolina); DE-Chad Bratzke (New York Giants); QB-Stoney Case (Arizona); DB-Chad Cota (New Orleans); RB-Darick Holmes (Green Bay); OL-Sale Isaia (Baltimore); DE-Shawn King (Carolina).**Former Colts Signed by Other Clubs (4):** P-Chris Gardocki (Cleveland); DB-Tim Hauck (Philadelphia); WR-Torrance Small (Philadelphia); DL-Jeff Zgonina (St. Louis).**1998****Players Signed by Colts (5):** LB-Myron Baker (Carolina); DB-Jeff Burris (Buffalo); LB-Jeff Herrod (Philadelphia); OG-Tom Myslinski (Pittsburgh); WR-Torrance Small (St. Louis).**Former Colts Signed by Other Clubs (4):** WR-Sean Dawkins (New Orleans); DB-Derwin Gray (Carolina); OT-Jason Mathews (Tampa Bay); WR-Brian Stablein (New England).**1997****Players Signed by Colts (3):** DB-Robert Blackmon (Seattle); DE-Al Fontenot (Chicago); DB-Carlton Gray (Seattle).**Former Colts Signed by Other Clubs (2):** DB-Ray Buchanan (Atlanta-transitional); DT-Tony Siragusa (Baltimore).**1996****Players Signed by Colts (5):** LB-Elijah Alexander (Denver); OT-Troy Auzenne (Chicago); DB-Derrick Frazier (Philadelphia); C/G-Jay Leeuwenburg (Chicago); OL-Doug Widell (Detroit).**Former Colts Signed by Other Clubs (3):** DB-Ashley Ambrose (Cincinnati); OG-Joe Staysniak (Green Bay); OT-Will Wolford (Pittsburgh).**1995****Players Signed by Colts (3):** WR-Willie "Flipper" Anderson (St. Louis); P-Chris Gardocki (Chicago); TE-Ed West (Green Bay).**Former Colts Signed by Other Clubs (7):** K-Dean Biasucci (Pittsburgh); TE-Kerry Cash (Oakland); OL-Cecil Gray (Oakland); QB-Don Majkowski (Detroit); OT-Zefross Moss (Detroit); DT-Thomas Sims (Minnesota); P-Rohn Stark (Pittsburgh).**1994****Players Signed by Colts (2):** LB-Tony Bennett (Green Bay); WR-Floyd Turner (New Orleans).**Former Colts Signed by Other Clubs (0):** None.**1993****Players Signed by Colts (3):** WR-Aaron Cox (St. Louis); C-Kirk Lowdermilk (Minnesota); OT-Will Wolford (Buffalo).**Former Colts Signed by Other Clubs (2):** WR-Bill Brooks (Buffalo); DB-Mike Prior (Green Bay).

“PLAN B” FREE AGENCY (1989-1992)

1992

Players Signed by Colts (5): WR-Reggie Langhorne (Cleveland); OL-Trevor Matich (New York Jets); OG-Ron Solt (Philadelphia); P/QB-Tom Tupa (Phoenix); LB-Carl Zander (Cincinnati).

Former Colts Signed by Other Clubs (9): OL-Brian Baldinger (Buffalo); TE-Pat Beach (New York Jets); OL-Brian Blados (Seattle); QB-Rusty Hilger (Seattle); LB-Matt Jaworski (Pittsburgh); LB-Brian Jones (Miami); RB-Bruce Perkins (Cleveland); DB-Keith Taylor (New Orleans); DB-Charles Washington (Green Bay).

1991

Players Signed by Colts (2): DL-Travis Davis (New Orleans); LB-Cedric Figaro (San Diego).

Former Colts Signed by Other Clubs (6): LB-O'Brien Alston (Los Angeles Raiders); DL-Jeff Faulkner (Phoenix); RB-Ivy Joe Hunter (New England); LB-Kurt Larson (Green Bay); TE-Eugene Riley (Detroit); LB-Matt Vanderbeek (Minnesota).

1990

Players Signed by Colts (0): None.

Former Colts Signed by Other Clubs (8): TE-Mark Boyer (New York Jets); TE-John Brandes (Washington); DE-Ezra Johnson (Houston); LB-Cliff Odom (Miami); DB-Anthony Parker (New York Jets); DB-Bruce Plummer (San Diego); OG-Ben Utt (Atlanta); DB-Charles Washington (Kansas City).

1989

Players Signed by Colts (7): DB-Keith Bostic (Houston); LB-Phillip Brown (Atlanta); DL-Sam Clancy (Cleveland); C-Stan Eisenhooth (Seattle); DB-Bruce Plummer (Miami); WR-Clarence Weathers (Cleveland); DL-Mitch Willis (Atlanta).

Former Colts Signed by Other Clubs (7): WR-Mark Bellini (Phoenix); DT-Byron Darby (Los Angeles Rams); QB-Gary Hogeboom (Phoenix); LB-Barry Krauss (Cleveland); LB-Orlando Lowry (Kansas City); OT-Joel Patten (San Diego); DB-Willie Tullis (Detroit).

**List includes Unrestricted, Restricted and "Plan B" free agents and does not include free agents signed after being waived.*





COLTS REGULAR SEASON ATTENDANCE HISTORY BY OPPONENT

HOME GAMES

OPPONENT	NO.	ATTENDANCE	LARGEST	DATE	SMALLEST	DATE
Patriots	38	2,046,933	67,476	11/15/09	34,127	12/20/81
Dolphins	36	1,989,197	66,479	11/4/12	19,073	1/2/83
Jets	34	1,742,917	67,222	12/27/09	34,927	10/11/87
Bills	33	1,724,315	64,366	11/25/12	37,927	9/30/79
Titans	24	1,384,651	67,188	1/2/11	27,934	12/18/83
Rams	22	1,184,835	66,004	11/10/13	27,268	11/22/53
Lions	22	1,155,511	66,281	12/14/08	25,159	10/3/53
Packers	22	1,141,127	67,020	10/7/12	25,920	12/19/82
49ers	21	1,108,231	66,229	11/1/09	23,875	11/28/54
Bears	21	1,104,276	66,822	9/7/08	23,093	11/21/54
Jaguars	16	984,861	67,147	12/19/10	55,770	9/21/03
Redskins	17	941,664	65,352	11/30/15	32,944	12/23/56
Texans	15	932,212	66,957	12/30/12	56,132	10/26/03
Chargers	15	845,515	66,085	11/28/10	47,950	11/30/86
Browns	15	836,805	65,035	9/18/11	37,285	11/2/75
Bengals	15	777,123	67,404	11/14/10	23,598	12/5/82
Broncos	12	701,904	67,248	12/13/09	37,959	11/10/74
Steelers	10	588,138	66,583	11/24/16	42,575	11/3/57
Vikings	10	577,168	63,912	9/16/12	53,645	12/16/62
Chiefs	10	531,561	66,869	10/10/10	29,936	12/21/80
Cardinals	10	511,683	60,274	9/16/84	32,782	11/22/81
Eagles	8	447,464	64,871	9/15/15	44,952	12/19/93
Cowboys	7	421,657	67,471	12/5/10	56,860	10/31/99
Falcons	7	412,931	65,218	11/6/11	56,715	9/17/67
Buccaneers	7	377,874	65,696	11/29/15	39,756	9/9/79
Saints	6	338,304	66,420	10/25/15	48,480	9/27/98
Raiders	6	336,414	65,412	9/8/13	41,023	9/28/75
Ravens	5	301,803	66,153	10/12/08	56,174	10/13/02
Giants	5	269,659	67,275	9/19/10	27,088	10/2/54
Seahawks	4	231,790	66,608	10/6/13	49,876	10/2/94
Panthers	3	179,192	63,928	11/27/11	58,182	12/27/98
TOTAL	476	26,127,685				



ADMINISTRATION

COACHING
STAFFFOOTBALL
OPERATIONSBUSINESS
OPERATIONS

PLAYERS

2016 SEASON
IN REVIEW

COLTS HISTORY

RECORDS

COLTS IN THE
COMMUNITY

ROAD GAMES

OPPONENT	NO.	ATTENDANCE	LARGEST	DATE	SMALLEST	DATE	OVERALL	
							TOTAL	
Dolphins	35	2,192,485	80,010	12/16/72	45,236	12/4/88	4,181,682	
Patriots	37	1,972,053	68,756	2004, 05, 06, 10, 11, 12	19,429	12/6/92	4,018,986	
Bills	35	2,119,498	79,404	10/16/94	9,860	10/4/87	3,843,813	
Jets	35	2,090,854	79,469	9/20/98	33,684	12/13/92	3,833,771	
Titans	20	1,253,941	69,149	10/2/05	31,792	11/23/86	2,638,592	
Rams	21	1,217,926	100,202	12/6/58	26,696	12/5/53	2,402,761	
Lions	20	1,120,272	80,638	11/16/80	46,508	11/7/53	2,275,783	
49ers	22	1,040,827	69,732	9/22/13	23,432	12/13/53	2,149,058	
Bears	21	1,027,979	66,944	11/5/00	27,845	10/10/54	2,132,255	
Packers	21	874,094	78,437	11/6/16	18,713	10/18/53	2,015,221	
Jaguars	16	1,027,034	83,764	10/2/16	45,037	11/9/03	2,011,895	
Texans	15	1,064,580	71,891	10/16/16	69,204	9/22/02	1,996,792	
Browns	13	920,251	80,132	10/14/62	42,404	11/11/56	1,757,056	
Redskins	13	656,084	87,883	10/17/10	23,566	10/31/54	1,597,748	
Broncos	11	830,945	76,939	9/7/15	74,680	10/15/89	1,532,849	
Chargers	11	578,404	68,428	11/23/08	37,322	10/23/88	1,423,919	
Bengals	12	642,961	65,995	11/20/05	43,991	12/7/80	1,420,084	
Steelers	13	687,415	64,043	11/9/08	41,597	12/9/78	1,275,553	
Vikings	14	674,304	66,820	12/18/16	30,787	9/23/62	1,251,472	
Chiefs	11	676,419	78,357	9/3/00	21,762	11/24/85	1,207,950	
Eagles	10	596,792	72,200	11/15/81	27,813	11/15/53	1,044,256	
Giants	10	662,602	78,622	9/10/06	33,982	11/13/55	932,261	
Cowboys	8	495,331	91,899	12/21/15	25,500	10/30/60	916,988	
Falcons	9	499,028	70,433	11/22/15	30,397	12/7/86	911,959	
Cardinals	5	251,220	62,692	9/27/09	31,885	12/2/90	762,903	
Raiders	8	399,620	62,000	12/16/07	40,287	9/15/91	736,034	
Saints	6	386,819	80,636	10/19/69	49,009	12/24/89	725,123	
Ravens	6	421,801	71,320	11/22/09	68,898	11/29/98	723,604	
Buccaneers	6	276,455	65,647	10/6/03	25,577	12/15/85	654,329	
Seahawks	7	407,277	67,855	12/24/05	39,574	12/4/94	639,067	
Panthers	3	197,982	74,136	11/2/15	49,841	12/3/95	377,174	
TOTAL	474	27,263,253					53,390,938	

COLTS IN OVERTIME

*Playoffs

**Playoffs (Double Overtime)

#Season Opener

DATE	OPPONENT	SITE	COIN TOSS	SCORE	ELAPSED
12/28/58*	N.Y. Giants RESULT: Alan Ameche 1 run	New York	N.Y. Giants	W 23-17	8:15
12/26/65*	Green Bay RESULT: Don Chandler 25 FG	Green Bay	Green Bay	L 10-13	13:39
12/14/75	Miami RESULT: Toni Linhart 31 FG	Baltimore	Miami	W 10-7	12:44
12/24/77**	Oakland RESULT: Dave Casper 10 pass from Ken Stabler	Baltimore	Colts	L 31-37	15:43
9/9/79#	Tampa Bay RESULT: Neil O'Donoghue 31 FG	Baltimore	Colts	L 26-29	1:41
12/19/82	Green Bay RESULT: Tie Game	Baltimore	Green Bay	T 20-20	15:00
9/4/83#	New England RESULT: Johnnie Cooks 52 fumble return	Foxboro	New England	W 29-23	0:30
9/25/83	Chicago RESULT: Raul Allegre 33 FG	Baltimore	Colts	W 22-19	4:51
9/4/88#	Houston RESULT: Tony Zendejas 35 FG	Indianapolis	Colts	L 14-17	3:51
10/29/89	New England RESULT: Greg Davis 51 FG	Indianapolis	New England	L 20-23	9:57
12/10/89	Cleveland RESULT: Mike Prior 58 interception return	Indianapolis	Cleveland	W 23-17	10:54
12/8/91	New England RESULT: Michael Timpson 45 pass from Hugh Millen	Foxboro	Colts	L 17-23	8:55

ADMINISTRATION

COACHING STAFF

FOOTBALL OPERATIONS

BUSINESS OPERATIONS

PLAYERS

2016 SEASON IN REVIEW

COLTS HISTORY

RECORDS

COLTS IN THE COMMUNITY



COLTS IN OVERTIME (CONT)

DATE	OPPONENT	SITE	COIN TOSS	SCORE	ELAPSED
10/11/92	N.Y. Jets RESULT: Dean Biasucci 47 FG	Indianapolis	Colts	W 6-3	3:01
11/15/92	New England RESULT: Charlie Baumann 18 FG	Indianapolis	Colts	L 34-37	3:25
11/29/92	Buffalo RESULT: Dean Biasucci 40 FG	Indianapolis	Colts	W 16-13	3:51
9/3/95#	Cincinnati RESULT: Doug Pelfrey 47 FG	Indianapolis	Cincinnati	L 21-24	2:36
9/10/95	N.Y. Jets RESULT: Mike Cofer 52 FG	East Rutherford	N.Y. Jets	W 27-24	4:27
10/8/95	Miami RESULT: Cary Blanchard 27 FG	Miami	Colts	W 27-24	4:58
10/6/96	Buffalo RESULT: Steve Christie 39 FG	Buffalo	Colts	L 13-16	9:22
12/11/96	Buffalo RESULT: Cary Blanchard 49 FG	Indianapolis	Buffalo	W 13-10	8:14
9/27/98	New Orleans RESULT: Cam Cleeland 33 pass from Danny Wuerffel	Indianapolis	New Orleans	L 13-19	6:10
12/30/00*	Miami RESULT: Lamar Smith 17 run	Miami	Miami	L 17-23	11:26
11/24/02	Denver RESULT: Mike Vanderjagt 51 FG	Denver	Colts	W 23-20	5:38
10/6/03	Tampa Bay RESULT: Mike Vanderjagt 29 FG	Tampa Bay	Tampa Bay	W 38-35	11:13
10/12/03	Carolina RESULT: John Kasay 47 FG	Indianapolis	Carolina	L 20-23	5:39
12/26/04	San Diego RESULT: Mike Vanderjagt 30 FG	Indianapolis	Colts	W 34-31	2:47
1/13/09*	San Diego RESULT: Darren Sproles 22 run	San Diego	San Diego	L 17-23	6:20
12/15/10	Dallas RESULT: David Buehler 38 FG	Indianapolis	Colts	L 28-31	7:05
10/28/12	Tennessee RESULT: Vick Ballard 16 pass from Andrew Luck	Tennessee	Colts	W 19-13	4:49
10/4/15	Jacksonville RESULT: Adam Vinatieri 27 FG	Indianapolis	Jacksonville	W 16-13	10:24
11/2/15	Carolina RESULT: Graham Gano 52 FG	Carolina	Colts	L 26-29	9:38
10/16/16	Houston RESULT: Nick Novak 33 FG	Houston	Colts	L 23-26	6:47

REGULAR SEASON	14-12-1	PLAYOFFS	1-4	BALTIMORE (1953-83)	INDIANAPOLIS (1984-Present)		
Home	8-8-1	Home	0-1	Overall	4-3-1	Overall	11-13
Away	6-4	Away	1-3	Home	2-2-1	Home	6-7
				Away	2-1	Away	5-6

WIN COIN TOSS 7-9
LOSE COIN TOSS 8-7-1

COLTS OVERTIME RECORDS BY OPPONENT

Buffalo	2-1	Green Bay	0-1-1	N.Y. Jets	2-0
Carolina	0-2	Houston	0-1	Oakland	0-1
Chicago	1-0	Jacksonville	1-0	San Diego	1-1
Cincinnati	0-1	Miami	2-1	Tampa Bay	1-1
Cleveland	1-0	New England	1-3	Tennessee	1-1
Dallas	0-1	New Orleans	0-1		
Denver	1-0	N.Y. Giants	1-0		

DONTE MONCRIEF
WIDE RECEIVER





INDIVIDUAL RECORDS

National Football League records are indicated by an asterisk. Since the Colts joined the NFL in 1953, the league has increased the number of games played each season from 12 in 1953 to the current 16 in 1978. Here are the dates that the league increased the number of games played each season:

1953-1960: 12 games 1961-1977: 14 games 1978-2016: 16 games

Note: The 1982 NFL regular season was reduced from 16 games to nine games because of a players' strike.

The 1987 season was 15 games due to a players' strike.

SERVICE

MOST SEASONS

17	John Unitas, 1956-72
14	Reggie Wayne, 2001-14
14	Peyton Manning, 1998-11
14	Robert Mathis, 2003-16
13	Raymond Berry, 1955-67
13	Eugene Daniel, 1984-96
13	Ray Donaldson, 1980-92
13	Marvin Harrison, 1996-08
13	David Lee, 1966-78
13	Gino Marchetti, 1953-64, 66
13	Rohn Stark, 1982-94
13	Dick Szymanski, 1955, 57-68
13	Jeff Saturday, 1999-11

MOST GAMES PLAYED

211	Reggie Wayne, 2001-14
208	Peyton Manning, 1998-10
206	John Unitas, 1956-72
198	Eugene Daniel, 1984-96
197	Rohn Stark, 1982-94
197	Jeff Saturday, 1999-11
192	Justin Snow, 2000-11
192	Robert Mathis, 2003-16
190	Marvin Harrison, 1996-08
184	David Lee, 1966-78
184	Ray Donaldson, 1980-92

MOST CONSECUTIVE GAMES PLAYED

208	Peyton Manning, 1998-10
192	Justin Snow, 2000-11
189	Reggie Wayne, 2001-13
160	Hunter Smith, 1999-08
155	Jerry Logan, 1963-72

SCORING

MOST POINTS (CAREER)

1,220	Adam Vinatieri, 2006-16
995	Mike Vanderjagt, 1998-05
783	Dean Biasucci, 1984, 86-94
778	Marvin Harrison, 1996-08
678	Lenny Moore, 1956-67

MOST POINTS (SEASON)

157	Mike Vanderjagt, 2003
145	Mike Vanderjagt, 1999
140	Adam Vinatieri, 2014
139	Adam Vinatieri, 2013
135	Cary Blanchard, 1996
129	Adam Vinatieri, 2010
125	Mike Vanderjagt, 2001

MOST POINTS (SEASON) cont...

125	Adam Vinatieri, 2016
121	Mike Vanderjagt, 2000
121	Mike Vanderjagt, 2005
120	Lenny Moore, 1964
119	Mike Vanderjagt, 2004
118	Adam Vinatieri, 2007
117	Cary Blanchard, 1997
115	Adam Vinatieri, 2012
114	Dean Biasucci, 1988
113	Adam Vinatieri, 2006
112	Raul Allegre, 1983
110	Edgerrin James, 2000
109	Toni Linhart, 1976
107	Adam Vinatieri, 2015
106	Lou Michaels, 1967
104	Jim Martin, 1963
104	Lou Michaels, 1964
104	Mike Vanderjagt, 1998
103	Mike Vanderjagt, 2002
103	Adam Vinatieri, 2008
102	Lou Michaels, 1968
102	Edgerrin James, 1999
101	Lou Michaels, 1965

MOST POINTS (ROOKIE)

112	Raul Allegre, 1983
104	Mike Vanderjagt, 1998
102	Edgerrin James, 1999
93	Jim O'Brien, 1970
78	Curtis Dickey, 1980

MOST POINTS (GAME)

24	Lenny Moore vs. Chi, Oct. 4, 1958
24	Lenny Moore vs. LA Rams, Oct. 16, 1960
24	Lenny Moore vs. Min, Oct. 1, 1961
24	Lydell Mitchell vs. Buf, Oct. 12, 1975
24	Eric Dickerson vs. Den, Oct. 31, 1988
24	Joseph Addai vs. Phil, Nov. 26, 2006

MOST POINTS (ROOKIE-GAME)

24	Joseph Addai vs. Phil, Nov. 26, 2006
18	Billy Vessels vs. LA Rams, Nov. 25, 1956
18	Marshall Faulk vs. Hou, Sept. 4, 1994
18	Marvin Harrison at K.C., Dec. 15, 1996
18	Edgerrin James at Phil, Nov. 21, 1999
18	Edgerrin James at Cle, Dec. 26, 1999
16	Raul Allegre at Phil, Oct. 30, 1983

MOST CONSECUTIVE GAMES SCORING

130	Adam Vinatieri, G1-2006/G16-2014
118	Mike Vanderjagt, G10-1998/G16-2005
58	Lou Michaels, G13-1965/G14-1969
55	Steve Myhra, G8-1957/G14-1961
55	Dean Biasucci, G11-1987/G2-1991

MOST CONSECUTIVE GAMES SCORING (ROOKIE)

14	Jim O'Brien, G1-14, 1970
11	Raul Allegre, G1-11, 1983
10	Buck McPhail, G1-10, 1953
7	Curtis Dickey, G7-13, 1980
5	Alan Ameche, G1-5, 1955
5	Steve Myhra, G8-12, 1957

MOST SEASONS LEADING TEAM

10	Adam Vinatieri, 2006-08, 10-16
9	Dean Biasucci, 1986-94
8	Mike Vanderjagt, 1998-05
5	Lenny Moore, 1956-58, 60, 64
4	Lou Michaels, 1965-68
4	Toni Linhart, 1974, 76-78

MOST CONSECUTIVE SEASONS LEADING TEAM

9	Dean Biasucci, 1986-94
8	Mike Vanderjagt, 1998-05
7	Adam Vinatieri, 2010-16
4	Lou Michaels, 1965-68
3	Lenny Moore, 1956-58
3	Jim O'Brien, 1970-72
3	Toni Linhart, 1976-78
3	Raul Allegre, 1983-85
3	Adam Vinatieri, 2006-08

MOST KICK-SCORING POINTS (GAME)

18	Lou Michaels vs. S.F., Sept. 25, 1966
17	Lou Michaels vs. St.L., Oct. 12, 1964
17	Cary Blanchard at Buf, Sept. 21, 1997
17	Mike Vanderjagt, vs. Den, Jan. 6, 2002
17	Mike Vanderjagt at Ten, Dec. 7, 2003
17	Adam Vinatieri vs. Chi, Oct. 9, 2016

MOST NON KICK-SCORING POINTS (SEASON)

120	Lenny Moore, 1964
110	Edgerrin James, 2000
102	Edgerrin James, 1999
92	Joseph Addai, 2007

ADMINISTRATION

COACHING STAFF

FOOTBALL OPERATIONS

BUSINESS OPERATIONS

PLAYERS

2016 SEASON IN REVIEW

COLTS HISTORY

RECORDS

COLTS IN THE COMMUNITY

MOST SEASONS 100+ POINTS

- 9 Adam Vinatieri, 2006-08, 10, 12-16
- 8 Mike Vanderjagt, 1998-05
- 4 Lou Michaels, 1964-65, 67-68
- 2 Cary Blanchard, 1996-97
- 2 Edgerrin James, 1999-00
- 1 Allegre/Biasucci/Linhart/Martin/Moore

MOST CONSECUTIVE SEASONS 100+ POINTS

- 8 Mike Vanderjagt, 1998-05
- 5 Adam Vinatieri, 2012-16
- 3 Adam Vinatieri, 2006-08
- 2 Lou Michaels, 1964-65, 67-68
- 2 Cary Blanchard, 1996-97
- 2 Edgerrin James, 1999-00

TOUCHDOWNS**MOST (CAREER)**

- 128 Marvin Harrison, 1996-08
- 113 Lenny Moore, 1956-67
- 82 Reggie Wayne, 2001-14
- 75 Edgerrin James, 1999-05
- 68 Raymond Berry, 1955-67

MOST (SEASON)

- 20 Lenny Moore, 1964
- 18 Edgerrin James, 2000
- 17 Edgerrin James, 1999
- 15 Lenny Moore, 1961
- 15 Lydell Mitchell, 1975
- 15 Eric Dickerson, 1988
- 15 Marvin Harrison, 2001
- 15 Marvin Harrison, 2004
- 15 Joseph Addai, 2007

MOST (ROOKIE)

- 17 Edgerrin James, 1999
- 13 Curtis Dickey, 1980
- 12 Marshall Faulk, 1994
- 10 Dominic Rhodes, 2001
- 9 (3 times) Last: Rodney Culver, 1992

MOST (GAME)

- 4 Lenny Moore vs. Chi, Oct. 4, 1958
- 4 Lenny Moore vs. LA Rams, Oct. 16, 1960
- 4 Lenny Moore vs. Min, Oct. 1, 1961
- 4 Lydell Mitchell vs. Buf, Oct. 12, 1975
- 4 Eric Dickerson vs. Den, Oct. 31, 1988
- 4 Joseph Addai vs. Phil, Nov. 26, 2006

MOST (ROOKIE-GAME)

- 4 Joseph Addai vs. Phil, Nov. 26, 2006
- 3 Billy Vessels vs. LA Rams, Nov. 25, 1956
- 3 Marshall Faulk vs. Hou, Sept. 4, 1994
- 3 Marvin Harrison at K.C., Dec. 15, 1996
- 3 Edgerrin James at Phil, Nov. 21, 1999
- 3 Edgerrin James at Cle, Dec. 26, 1999

MOST CONSECUTIVE GAMES**SCORING TD**

- 18 Lenny Moore, G7-9-1963, G1-1964/G1-1965
- 11 Lydell Mitchell, G6-1975/G2-1976
- 8 Edgerrin James, G3-10, 2005
- 7 Raymond Berry, G8-1959/G2-1960
- 7 Curtis Dickey, G7-13, 1980

MOST CONSECUTIVE GAMES**SCORING TD (ROOKIE)**

- 7 Curtis Dickey, G7-13, 1980
- 5 Alan Ameche, G1-5, 1955
- 4 Lenny Moore, G3-6, 1956
- 4 Marshall Faulk, G8-11, 1994
- 4 James Munro, G11-14, 2002

MOST SEASONS LEADING TEAM

- 6 Lenny Moore, 1956-58, 60-61, 64
- 5 Marvin Harrison, 1996, 01-02, 04, 06
- 4 Marshall Faulk, 1994-95, 97-98
- 4 Edgerrin James, 1999-00, 03, 05
- 3 Tom Matte, 1967-69
- 3 Curtis Dickey, 1980-81, 83

MOST CONSECUTIVE SEASONS**LEADING TEAM**

- 3 Lenny Moore, 1956-58
- 3 Tom Matte, 1967-69

MOST 10+ TD SEASONS

- 8 Marvin Harrison, 1999-06
- 5 Lenny Moore, 1957-58, 60-61, 64
- 4 Edgerrin James, 1999-00, 03, 05
- 3 Tom Matte, 1967-69
- 3 Marshall Faulk, 1994-95, 98
- 3 Reggie Wayne, 2004, 07, 09
- 2 Addai/Berry/Clark/Dickey/McCauley/Orr

- 1 Bulaich/Carr/Dickerson/Mitchell/Rhodes/Stokley

MOST CONSECUTIVE 10+ TD SEASONS

- 8 Marvin Harrison, 1999-06
- 3 Tom Matte, 1967-69
- 2 Lenny Moore, 1957-58, 60-61
- 2 Raymond Berry, 1959-60
- 2 Don McCauley, 1975-76
- 2 Curtis Dickey, 1980-81
- 2 Marshall Faulk, 1994-95
- 2 Edgerrin James, 1999-00

POINTS AFTER TOUCHDOWN**MOST ATTEMPTS (CAREER)**

- 425 Adam Vinatieri, 2006-16
- 346 Mike Vanderjagt, 1998-05
- 270 Lou Michaels, 1964-69
- 261 Dean Biasucci, 1984, 86-94
- 194 Toni Linhart, 1974-79

MOST ATTEMPTS (SEASON)

- 60 Mike Vanderjagt, 2004
- 54 Lou Michaels, 1964
- 52 Toni Linhart, 1975
- 52 Mike Vanderjagt, 2005
- 51 Steve Myhra, 1958
- 51 Steve Myhra, 1959
- 51 Adam Vinatieri, 2007
- 51 Adam Vinatieri, 2010

MOST ATTEMPTS (ROOKIE)

- 38 Jim O'Brien, 1970
- 26 Tom Feamster, 1956
- 24 George Hunt, 1973
- 24 Raul Allegre, 1983
- 23 Buck McPhail, 1953
- 23 Mike Vanderjagt, 1998

MOST MADE (CAREER)

- 419 Adam Vinatieri, 2006-16
- 344 Mike Vanderjagt, 1998-05
- 263 Lou Michaels, 1964-69
- 255 Dean Biasucci, 1984, 86-94
- 184 Toni Linhart, 1974-79

MOST MADE (SEASON)

- 59 Mike Vanderjagt, 2004
- 53 Lou Michaels, 1964
- 52 Mike Vanderjagt, 2005
- 51 Toni Linhart, 1975
- 51 Adam Vinatieri, 2010

MOST MADE (ROOKIE)

- 36 Jim O'Brien, 1970
- 24 Tom Feamster, 1956
- 22 George Hunt, 1973
- 22 Raul Allegre, 1983
- 21 Buck McPhail, 1953

MOST MADE (GAME)

- 8 Tom Feamster vs. LA Rams, Nov. 5, 1956
- 8 Steve Myhra vs. G.B., Nov. 2, 1958
- 7 Steve Myhra vs. Chi, Oct. 4, 1958
- 7 Lou Michaels vs. Chi, Sept. 27, 1964
- 7 Lou Michaels at Atl, Nov. 12, 1967
- 7 Toni Linhart vs. NYJ, Nov. 16, 1975
- 7 Toni Linhart vs. Buf, Dec. 12, 1976
- 7 Raul Allegre vs. Buf, Oct. 6, 1985
- 7 Dean Biasucci vs. Den, Oct. 31, 1988
- 7 Mike Vanderjagt at N.O., Sept. 28, 2003
- 7 Mike Vanderjagt vs. Hou, Nov. 14, 2004
- 7 Adam Vinatieri vs. Was, Nov. 30, 2014

MOST MADE (ROOKIE-GAME)

- 8 Tom Feamster vs. LA Rams, Nov. 5, 1956

ADMINISTRATION

COACHING STAFF

FOOTBALL OPERATIONS

BUSINESS OPERATIONS

PLAYERS

2016 SEASON IN REVIEW

COLTS HISTORY

RECORDS

COLTS IN THE COMMUNITY



ADMINISTRATION

COACHING STAFF

FOOTBALL OPERATIONS

BUSINESS OPERATIONS

PLAYERS

2016 SEASON IN REVIEW

COLTS HISTORY

RECORDS

COLTS IN THE COMMUNITY

MOST CONSECUTIVE PATS

- 209 Adam Vinatieri, 2010-15
- 149 Mike Vanderjagt, 2001-04
- 125 Mike Vanderjagt, 1998-01
- 103 Lou Michaels, 1964-66
- 97 Adam Vinatieri, 2007-09

HIGHEST PERCENTAGE (CAREER-50 MIN.)

- 100.0 Cary Blanchard, 1995-97
- 99.4 Mike Vanderjagt, 1998-05
- 98.6 Adam Vinatieri, 2006-16
- 97.7 Dean Biasucci, 1984, 86-94
- 97.4 Lou Michaels, 1964-69

HIGHEST PERCENTAGE (SEASON-20 ATT.)

- 100.0 Lou Michaels, 1965
- 100.0 Jim O'Brien, 1972
- 100.0 Toni Linhart, 1974
- 100.0 Dean Biasucci (3), 1987, 92, 94
- 100.0 Cary Blanchard (3), 1995-97
- 100.0 Mike Vanderjagt (6), 1998-00, 02-03, 05
- 100.0 Adam Vinatieri (8) 2006, 08, 10-14, 16
- 100.0 Matt Stover, 2009

HIGHEST PERCENTAGE (ROOKIE-SEASON-20 ATT.)

- 100.0 Mike Vanderjagt, 1998
- 94.7 Jim O'Brien, 1970
- 92.3 Tom Feamster, 1956
- 91.7 George Hunt, 1973
- 91.7 Raul Allegre, 1983

FIELD GOALS

MOST ATTEMPTS (CAREER)

- 308 Adam Vinatieri, 2006-16
- 250 Dean Biasucci, 1984, 86-94
- 248 Mike Vanderjagt, 1998-05
- 197 Lou Michaels, 1964-69
- 116 Toni Linhart, 1974-79



Adam Vinatieri leads the franchise in career field goals attempted and made.

MOST ATTEMPTS (SEASON)

- 41 Cary Blanchard, 1997
- 40 Cary Blanchard, 1996
- 40 Adam Vinatieri, 2013
- 39 Steve Myhra, 1961

MOST ATTEMPTS (SEASON) cont...

- 39 Jim Martin, 1963
- 39 Lou Michaels, 1966

MOST ATTEMPTS (ROOKIE)

- 35 Raul Allegre, 1983
- 34 Jim O'Brien, 1970

MOST ATTEMPTS (GAME)

- 6 Lou Michaels at Atl, Nov. 13, 1966
- 6 Steve Myhra vs. St.L., Nov. 19, 1961
- 6 Toni Linhart vs. NYJ, Nov. 28, 1976
- 6 Raul Allegre at Phil, Oct. 30, 1983
- 6 Dean Biasucci vs. Mia, Sept. 25, 1988

MOST ATTEMPTS (ROOKIE-GAME)

- 6 Raul Allegre at Phil, Oct. 30, 1983
- 5 Jim O'Brien vs. Phil, Dec. 6, 1970
- 5 Raul Allegre at Den, Nov. 11, 1983

MOST FGS MADE (CAREER)

- 267 Adam Vinatieri, 2006-16
- 217 Mike Vanderjagt, 1998-05
- 176 Dean Biasucci, 1984, 86-94
- 107 Lou Michaels, 1964-69
- 87 Cary Blanchard, 1995-97

MOST FGS MADE (SEASON-16 MIN.)

- 37 Mike Vanderjagt, 2003
- 36 Cary Blanchard, 1996
- 35 Adam Vinatieri, 2013
- 34 Mike Vanderjagt, 1999
- 32 Cary Blanchard, 1997

MOST FGS MADE (ROOKIE)

- 30 Raul Allegre, 1983
- 27 Mike Vanderjagt, 1998
- 19 Jim O'Brien, 1970

MOST FGS MADE (GAME)

- 5 Lou Michaels vs. S.F., Sept. 25, 1966
- 5 Raul Allegre at Phil, Oct. 30, 1983
- 5 Dean Biasucci vs. Mia, Sept. 25, 1988
- 5 Cary Blanchard at Buf, Sept. 21, 1997
- 5 Mike Vanderjagt vs. Den, Jan 6, 2002
- 5 Mike Vanderjagt vs. Balt, Oct. 13, 2002
- 5 Mike Vanderjagt at Ten, Dec. 7, 2003
- 5 Adam Vinatieri vs. Ten, Dec. 1, 2013
- 5 Adam Vinatieri vs. Chi, Oct. 9, 2016

MOST FGS MADE (ROOKIE-GAME)

- 5 Raul Allegre at Phil, Oct. 30, 1983
- 4 Raul Allegre at Den, Dec. 11, 1983

MOST FGS MADE (ROOKIE-GAME)

- cont...
- 4 Mike Vanderjagt vs. Buf, Oct. 11, 1998
 - 4 Mike Vanderjagt vs. Car, Dec. 27, 1998

HIGHEST PERCENTAGE (CAREER-30 MIN.)

- 87.5 Mike Vanderjagt, 1998-05
- 86.7 Adam Vinatieri, 2006-16
- 82.9 Cary Blanchard, 1995-97
- 72.2 Raul Allegre, 1983-85
- 70.4 Dean Biasucci, 1984, 86-94

HIGHEST PERCENTAGE (SEASON-20 MIN.)

- 100.0 Mike Vanderjagt, 2003
- 96.8 Adam Vinatieri, 2014
- 92.9 Adam Vinatieri, 2010
- 92.6 Mike Vanderjagt, 2000
- 92.6 Adam Vinatieri, 2015

HIGHEST PERCENTAGE (ROOKIE-20 MIN.)

- 87.1 Mike Vanderjagt, 1998
- 85.7 Raul Allegre, 1983
- 57.1 George Hunt, 1973

HIGHEST PERCENTAGE (GAME-5 MIN.)

- 100.0 Lou Michaels vs. S.F., Sept. 25, 1966
- 100.0 Cary Blanchard at Buf, Sept. 21, 1997
- 100.0 Mike Vanderjagt vs. Den, Jan. 6, 2002
- 100.0 Mike Vanderjagt vs. Bal, Oct. 13, 2002
- 100.0 Mike Vanderjagt at Ten, Dec. 7, 2003
- 100.0 Adam Vinatieri vs. Ten, Dec. 1, 2013
- 100.0 Adam Vinatieri vs. Chi, Oct. 9, 2016

MOST CONSECUTIVE SUCCESSFUL FIELD GOALS

- *44 Adam Vinatieri, G4-16, 2015/G9-2016
- 42 Mike Vanderjagt, G15-16, 2002/G1, 2004
- 35 Adam Vinatieri, G14-16, 2013/G1-16, 2014
- 28 Mike Vanderjagt, G7-16, 1999/G1-2000
- 17 Adam Vinatieri, G6-16, 2010

MOST CONSECUTIVE GAMES SCORING FIELD GOALS

- 23 Mike Vanderjagt, G15-16, 2002/G1-4, 6, 2004
- 21 Cary Blanchard, G3-1996/G7-1997
- 21 Mike Vanderjagt, G3-16, 1999/G7-2000

MOST CONSECUTIVE GAMES**SCORING FIELD GOALS** cont..

- 18 Dean Biasucci, G8-1988/G9-1989
- 16 Adam Vinatieri, G8-2015/
G7-2016

LONGEST FIELD GOAL

- 58 Dan Miller at S.D., Dec. 26, 1982
- 56 Bert Rechichar vs. Chi,
Sept. 27, 1953
- 55 Raul Allegre at Den, Dec. 11, 1983
- 55 Dean Biasucci at Den, Oct. 15, 1989
- 55 Dean Biasucci at Mia, Dec. 30, 1990
- 55 Adam Vinatieri vs. Den, Nov. 8, 2015
- 54 Raul Allegre vs. S.D., Nov. 4, 1984
- 54 Dean Biasucci at N.E., Nov. 11, 1990
- 54 Dean Biasucci at Sea,
Sept. 29, 1991
- 54 Mike Vanderjagt at Den,
Nov. 24, 2002
- 54 Adam Vinatieri vs. Jax, Oct. 4, 2015
- 54 Adam Vinatieri vs. Chi, Oct. 9, 2016
- 53 Lou Michaels vs. Dal, Dec. 3, 1967
- 53 Raul Allegre at Cin, Oct. 2, 1983
- 53 Dean Biasucci vs. Chi,
Sept. 11, 1988
- 53 Dean Biasucci at Cin,
Sept. 12, 1993
- 53 Mike Vanderjagt at Balt,
Nov. 29, 1998
- 53 Mike Vanderjagt at Mia,
Dec. 5, 1999
- 53 Adam Vinatieri vs. K.C.,
Oct. 9, 2011
- 53 Adam Vinatieri vs. Min,
Sept. 16, 2012
- 53 Adam Vinatieri vs. Ten,
Dec. 9, 2012
- 53 Adam Vinatieri vs. NE,
Nov. 16, 2014
- 53 Adam Vinatieri at Jax,
Oct. 2, 2016
- 53 Adam Vinatieri vs. Chi, Oct. 9,
2016
- 53 Adam Vinatieri at NYJ, Dec. 5,
2016

LONGEST FIELD GOAL (ROOKIE)

- 58 Dan Miller at S.D., Dec. 26, 1982
- 55 Raul Allegre at Den, Dec. 11, 1983
- 53 Raul Allegre at Cin, Oct. 2, 1983
- 53 Mike Vanderjagt at Bal,
Nov. 29, 1998
- 52 Mike Vanderjagt vs. NO,
Sept. 27, 1998

MOST 50+ FIELD GOALS (CAREER)

- 26 Adam Vinatieri, 2006-16
- 18 Dean Biasucci, 1984, 86-94
- 14 Mike Vanderjagt, 1998-05
- 7 Raul Allegre, 1983-85
- 7 Cary Blanchard, 1995-97

MOST 50+ FIELD GOALS (SEASON)

- 7 Adam Vinatieri, 2016
- 6 Dean Biasucci, 1988
- 6 Mike Vanderjagt, 1998
- 5 Cary Blanchard, 1996
- 4 Raul Allegre, 1983
- 4 Adam Vinatieri, 2012
- 4 Adam Vinatieri, 2013
- 4 Adam Vinatieri, 2015

MOST 50+ FIELD GOALS (GAME)

- 2 Dean Biasucci vs. Mia,
Sept. 25, 1988
- 2 Mike Vanderjagt at Den,
Nov. 24, 2002
- 2 Adam Vinatieri at S.D.,
Oct. 14, 2013
- 2 Adam Vinatieri vs. Chi,
Oct. 9, 2016

MOST SEASONS 50+ FIELD GOALS

- 10 Dean Biasucci, 1984, 86-94
- 7 Adam Vinatieri, 2008, 11-16
- 5 Mike Vanderjagt, 1998-99, 01-03
- 3 Cary Blanchard, 1995-97
- 2 Allegre/Michaels/Rechichar

MOST CONSC. SEASONS 50+ FGS

- 10 Dean Biasucci, 1984, 86-94
- 6 Adam Vinatieri, 2011-16
- 3 Cary Blanchard, 1995-97
- 3 Mike Vanderjagt, 2001-03
- 2 Raul Allegre, 1983-84
- 2 Mike Vanderjagt, 1998-99

MOST CONSC. SUCCESSFUL**50+ FIELD GOALS**

- 9 Adam Vinatieri, 2015-16
- 7 Adam Vinatieri, 2013-14
- 6 Cary Blanchard, 1995-96
- 5 Mike Vanderjagt, 2001-03
- 4 Raul Allegre, 1983

RUSHING**MOST ATTEMPTS (CAREER)**

- 2188 Edgerrin James, 1999-05
- 1391 Lydell Mitchell, 1972-77
- 1389 Marshall Faulk, 1994-98
- 1258 Eric Dickerson, 1987-91
- 1200 Tom Matte, 1961-72

MOST ATTEMPTS (SEASON)

- 388 Eric Dickerson, 1988
- 387 Edgerrin James, 2000
- 369 Edgerrin James, 1999
- 360 Edgerrin James, 2005
- 334 Edgerrin James, 2004

MOST ATTEMPTS (ROOKIE)

- 369 Edgerrin James, 1999
- 314 Marshall Faulk, 1994
- 233 Dominic Rhodes, 2001
- 226 Joseph Addai, 2006
- 213 Alan Ameche, 1955

MOST ATTEMPTS (GAME)

- 40 Lydell Mitchell at NYJ,
Oct. 20, 1974
- 38 Edgerrin James at Sea,
Oct. 15, 2000
- 36 Eric Dickerson vs. Buf,
Dec. 18, 1988
- 36 Edgerrin James vs. NYJ,
Nov. 16, 2003
- 35 Lydell Mitchell vs. Mia,
Dec. 9, 1973
- 35 Eric Dickerson vs. S.D.,
Nov. 8, 1987

MOST ATTEMPTS (ROOKIE-GAME)

- 34 Dominic Rhodes at Buf,
Nov. 4, 2001
- 32 Edgerrin James at N.E.,
Sept. 19, 1999
- 31 Frank Middleton at NYJ,
Nov. 11, 1984
- 31 Dominic Rhodes vs. Den,
Jan 6, 2002
- 29 Dominic Rhodes vs. Atl,
Dec. 16, 2001

MOST SEASONS LEADING TEAM

- 6 Edgerrin James, 1999-00, 02-05
- 5 Alan Ameche, 1955-59
- 5 Tom Matte, 1963, 67-69, 71
- 5 Lydell Mitchell, 1973-77
- 5 Eric Dickerson, 1987-91
- 5 Marshall Faulk, 1994-98

MOST CONSC. SEASONS**LEADING TEAM**

- 5 Alan Ameche, 1955-59
- 5 Lydell Mitchell, 1973-77
- 5 Eric Dickerson, 1987-91
- 5 Marshall Faulk, 1994-98
- 4 Edgerrin James, 2002-05
- 4 Joseph Addai, 2006-09

MOST SEASONS 100+ ATTEMPTS

- 7 Edgerrin James, 1999-05
- 6 Randy McMillan, 1981-86
- 6 Joseph Addai, 2006-11
- 5 Alan Ameche, 1955-59
- 5 Tom Matte, 1963, 67-69, 71
- 5 Lydell Mitchell, 1973-77
- 5 Eric Dickerson, 1987-91
- 5 Marshall Faulk, 1994-98

MOST CONSC. SEASONS**100+ ATTEMPTS**

- 7 Edgerrin James, 1999-05
- 6 Randy McMillan, 1981-86
- 6 Joseph Addai, 2006-11
- 5 Alan Ameche, 1955-59
- 5 Lydell Mitchell, 1973-77
- 5 Eric Dickerson, 1987-91
- 5 Marshall Faulk, 1994-98



ADMINISTRATION

COACHING STAFF

FOOTBALL OPERATIONS

BUSINESS OPERATIONS

PLAYERS

2016 SEASON IN REVIEW

COLTS HISTORY

RECORDS

COLTS IN THE COMMUNITY

MOST GAMES WITH ATTEMPTS (CAREER)

- 163 John Unitas, 1956-72
- 154 Peyton Manning, 1998-11
- 134 Lenny Moore, 1956-67
- 127 Tom Matte, 1961-72
- 126 Don McCauley, 1971-81

MOST YARDS (CAREER)

- 9226 Edgerrin James, 1999-05
- 5487 Lydell Mitchell, 1972-77
- 5320 Marshall Faulk, 1994-98
- 5194 Eric Dickerson, 1987-91
- 5174 Lenny Moore, 1956-67



Edgerrin James leads the franchise in career rushing yards and most rushing yards in a season.

MOST YARDS (SEASON)

- 1709 Edgerrin James, 2000
- 1659 Eric Dickerson, 1988
- 1553 Edgerrin James, 1999
- 1548 Edgerrin James, 2004
- 1506 Edgerrin James, 2005

MOST YARDS (ROOKIE)

- 1553 Edgerrin James, 1999
- 1282 Marshall Faulk, 1994
- 1104 Dominic Rhodes, 2001
- 1081 Joseph Addai, 2006
- 961 Alan Ameche, 1955

MOST YARDS (GAME)

- 219 Edgerrin James at Sea, Oct. 15, 2000
- 204 Edgerrin James at Chi, Nov. 21, 2004
- 198 Norm Bulaich vs. NYJ, Sept. 19, 1971
- 196 Eric Dickerson vs. T.B., Dec. 27, 1987
- 194 Alan Ameche vs. Chi, Sept. 25, 1955

MOST YARDS**(ROOKIE-GAME 150+ YARDS)**

- 194 Alan Ameche vs. Chi, Sept. 25, 1955
- 185 Lenny Moore vs. G.B., Oct. 28, 1956
- 177 Dominic Rhodes vs. Atl, Dec. 16, 2001

MOST YARDS**(ROOKIE-GAME 150+ YARDS) cont...**

- 171 Joseph Addai, vs. Phil, Nov. 26, 2006
- 153 Alan Ameche, vs. Det, Oct. 1, 1955

MOST SEASONS LEADING TEAM

- 6 Edgerrin James, 1999-00, 02-05
- 5 Alan Ameche, 1955-59
- 5 Lydell Mitchell, 1973-77
- 5 Eric Dickerson, 1987-91
- 5 Marshall Faulk, 1994-98

MOST CONSC. SEASONS LEADING TEAM

- 5 Alan Ameche, 1955-59
- 5 Lydell Mitchell, 1973-77
- 5 Eric Dickerson, 1987-91
- 5 Marshall Faulk, 1994-98
- 4 Edgerrin James, 2002-05
- 4 Joseph Addai, 2006-09

MOST 100+ GAMES (CAREER)

- 49 Edgerrin James, 1999-05
- 24 Eric Dickerson, 1987-91
- 16 Lydell Mitchell, 1972-77
- 14 Marshall Faulk, 1994-98
- 8 Joseph Addai, 2006-11

MOST 100+ GAMES (SEASON)

- 10 Edgerrin James, 1999
- 9 Edgerrin James, 2000
- 9 Edgerrin James, 2005
- 8 Eric Dickerson, 1988
- 8 Edgerrin James, 2004

MOST 100+ GAMES (ROOKIE)

- 10 Edgerrin James, 1999
- 5 Dominic Rhodes, 2001
- 4 Marshall Faulk, 1994
- 3 Alan Ameche, 1955
- 2 Lenny Moore, 1956
- 2 Roosevelt Potts, 1993
- 2 Joseph Addai, 2006

MOST CONSC. 100+ GAMES

- 5 Edgerrin James, G14-16, 2000/G2, 2001
- 5 Edgerrin James, G5-9, 2005
- 4 Eric Dickerson, G8-11, 1987
- 4 Edgerrin James, G7-10, 1999
- 4 Edgerrin James, G10-13, 2004

MOST YARDS TWO RUSHERS (SEASON)

- 1924 Dickey (1122)/McMillan (802), 1983
- 1889 Dickerson (1659)/Bentley (230), 1988
- 1825 James (1709)/Manning (116), 2000
- 1802 James (1548)/Rhodes (254), 2004
- 1766 Rhodes (1104)/James (662), 2001

MOST TOUCHDOWNS (CAREER)

- 64 Edgerrin James, 1999-05
- 63 Lenny Moore, 1956-67
- 45 Tom Matte, 1961-72

MOST TOUCHDOWNS (CAREER) cont...

- 42 Marshall Faulk, 1994-98
- 40 Alan Ameche, 1955-60
- 40 Don McCauley, 1971-81

MOST TOUCHDOWNS (SEASON)

- 16 Lenny Moore, 1964
- 14 Eric Dickerson, 1988
- 13 Edgerrin James (3), 1999-00, 05
- 12 Joseph Addai, 2007
- 11 Tom Matte, 1969
- 11 Lydell Mitchell, 1975
- 11 Curtis Dickey, 1980
- 11 Marshall Faulk (2), 1994-95
- 11 Edgerrin James, 2003

MOST TOUCHDOWNS (ROOKIE)

- 13 Edgerrin James, 1999
- 11 Curtis Dickey, 1980
- 11 Marshall Faulk, 1994
- 9 Alan Ameche, 1955
- 9 Dominic Rhodes, 2001

MOST TOUCHDOWNS (GAME)

- 4 Eric Dickerson vs. Den, Oct. 31, 1988
- 4 Joseph Addai vs. Phil, Nov. 26, 2006
- 3 Alan Ameche at G.B., Oct. 13, 1957
- 3 Lenny Moore vs. LA Rams, Oct. 16, 1960
- 3 Tom Matte vs. Was, Nov. 2, 1969
- 3 Don McCauley at Mia, Nov. 23, 1975
- 3 Randy McMillan vs. N.E., Dec. 1, 1985
- 3 Marshall Faulk vs. Hou, Sept. 4, 1994
- 3 Marshall Faulk vs. St.L. Rams, Oct. 1, 1995
- 3 Edgerrin James at Cle, Dec. 26, 1999
- 3 Edgerrin James at Sea, Oct. 15, 2000
- 3 Edgerrin James vs. Buf, Dec. 11, 2000
- 3 Edgerrin James vs. NYJ, Nov. 16, 2003
- 3 Edgerrin James vs. St.L. Rams, Oct. 17, 2005

MOST TOUCHDOWNS (ROOKIE-GAME)

- 4 Joseph Addai vs. Phil, Nov. 26, 2006
- 3 Marshall Faulk vs. Hou, Sept. 4, 1994
- 3 Edgerrin James at Cle, Dec. 26, 1999
- 2 (24 times) Last: Andrew Luck at Jax, Nov. 8, 2012

MOST GAMES WITH TOUCHDOWNS (CAREER)

- 53 Lenny Moore, 1956-67
- 44 Edgerrin James, 1999-05

MOST GAMES WITH TOUCHDOWNS (CAREER) cont...

- 37 Tom Matte, 1961-72
- 32 Don McCauley, 1971-81
- 32 Marshall Faulk, 1994-98

MOST GAMES WITH TOUCHDOWNS (SEASON)

- 12 Lenny Moore, 1964
- 9 Lydell Mitchell, 1975
- 9 Eric Dickerson, 1988
- 9 Edgerrin James (2), 2000, 05
- 9 Joseph Addai (2), 2007, 09

MOST GAMES WITH TOUCHDOWNS (ROOKIE)

- 8 Alan Ameche, 1955
- 8 Curtis Dickey, 1980
- 8 Edgerrin James, 1999
- 7 Rodney Culver, 1992
- 7 Marshall Faulk, 1994
- 7 Dominic Rhodes, 2001

MOST CONSC. GAMES RUSHING TDS

- 11 Lenny Moore, G8-9-1963/G9, 1964
- 9 Lydell Mitchell, G8-14-1975/G1, 1976
- 7 Curtis Dickey, G9-15, 1980
- 6 Tom Matte, G2-7, 1969
- 6 Edgerrin James, G5-10, 2005

MOST CONSC. GAMES RUSHING TDS (ROOKIE)

- 7 Curtis Dickey, G9-15, 1980
- 5 Alan Ameche, G1-5, 1955
- 4 Lenny Moore, G3-6, 1956
- 4 James Mungro, G11-14, 2002

MOST SEASONS LEADING TEAM (*tied for lead)

- 6 Lenny Moore, 1956*, 60-61, 64, 65*, 66*
- 5 Alan Ameche, 1955, 56*, 57-59
- 5 Randy McMillan, 1982*, 83-84, 86*
- 5 Marshall Faulk, 1994-98
- 5 Edgerrin James, 1999-00, 03-05

MOST CONSC. SEASONS LEADING TEAM (*tied)

- 5 Alan Ameche, 1955-59 (56*)
- 5 Randy McMillan, 1982-86 (82, 86*)
- 5 Marshall Faulk, 1994-98
- 4 Eric Dickerson, 1988-91 (90*)

HIGHEST AVERAGE (CAREER-300 ATT/4.0)

- 4.8 Lenny Moore, 1956-67
- 4.5 Albert Bentley, 1985-91
- 4.4 Curtis Dickey, 1980-85
- 4.3 Donald Brown, 2009-13
- 4.2 Alan Ameche, 1955-60
- 4.2 Edgerrin James, 1999-05

HIGHEST AVERAGE (SEASON-80 ATT)

- 7.5 Lenny Moore, 1956
- 7.3 Lenny Moore, 1958
- 7.0 Lenny Moore, 1961
- 5.3 Donald Brown, 2013
- 5.2 George Wonsley, 1985

HIGHEST AVERAGE (ROOKIE-80 ATT, 4.5+)

- 7.5 Lenny Moore, 1956
- 5.1 Tony Lorick, 1964
- 4.8 Joseph Addai, 2006
- 4.7 Dominic Rhodes, 2001
- 4.5 Curtis Dickey, 1980
- 4.5 Alan Ameche, 1955

HIGHEST AVERAGE (GAME-10 ATT)***ROOKIE**

- 14.2 *Lenny Moore vs. G.B., Oct. 28, 1956
- 11.3 Lenny Moore at Det, Oct. 19, 1958
- 11.3 Marshall Faulk at Balt, Nov. 29, 1998
- 10.9 *Lenny Moore at Cle, Nov. 11, 1956
- 10.1 Donald Brown vs. Ten, Dec. 18, 2011

LONGEST RUSHES (*ROOKIE)

- 80t Tom Matte vs. St.L., Oct. 12, 1964
- 80t Donald Brown vs. Ten, Dec. 18, 2011
- 79t *Alan Ameche vs. Chi, Sept. 25, 1955
- 79t *Lenny Moore vs. G.B., Oct. 28, 1956
- 77t *Dominic Rhodes at K.C., Oct. 25, 2001

PASSING**MOST ATTEMPTS (CAREER)**

- 7210 Peyton Manning, 1998-11
- 5110 John Unitas, 1956-72
- 2651 Andrew Luck, 2012-16
- 2464 Bert Jones, 1973-81
- 1536 Jack Trudeau, 1986-93

MOST ATTEMPTS (SEASON)

- 679 Peyton Manning, 2010
- 627 Andrew Luck, 2012
- 616 Andrew Luck, 2014
- 591 Peyton Manning, 2002
- 575 Peyton Manning, 1998

MOST ATTEMPTS (ROOKIE)

- 627 Andrew Luck, 2012*
- 575 Peyton Manning, 1998
- 417 Jack Trudeau, 1986
- 334 Jeff George, 1990
- 237 George Shaw, 1955

MOST ATTEMPTS (GAME)

- 59 Jeff George at Was, Nov. 7, 1993
- 57 Jack Trudeau at NYJ, Nov. 16, 1986

MOST ATTEMPTS (GAME) cont...

- 57 Peyton Manning at Hou, Sept. 12, 2010
- 56 Peyton Manning at S.D., Nov. 11, 2007
- 55 Andrew Luck vs. G.B., Oct. 7, 2012

MOST ATTEMPTS (ROOKIE-GAME)

- 57 Jack Trudeau at NYJ, Nov. 16, 1986
- 55 Andrew Luck vs. G.B., Oct. 7, 2012
- 54 Andrew Luck at Det., Dec. 2, 2012
- 53 Jack Trudeau vs. NYJ, Sept. 28, 1986
- 52 Peyton Manning vs. N.E., Nov. 1, 1998

MOST SEASONS LEADING TEAM (ATT/COMP)

- 15 John Unitas, 1956-67, 69-71
- 13 Peyton Manning, 1998-10
- 6 Bert Jones, 1974-77, 80-81
- 5 Andrew Luck, 2012-16
- 4 Mike Pagel, 1982-85
- 4 Jeff George, 1990-93
- 4 Jim Harbaugh, 1994-97

MOST CONSC. SEASONS LEADING TEAM (ATT/COMP)

- 13 Peyton Manning, 1998-10
- 12 John Unitas, 1956-67
- 5 Andrew Luck, 2012-16
- 4 Bert Jones, 1974-77
- 4 Mike Pagel, 1982-85
- 4 Jeff George, 1990-93
- 4 Jim Harbaugh, 1994-97

MOST 40+ ATTEMPT GAMES

- 59 Peyton Manning, 1998-11
- 28 Andrew Luck, 2012-16
- 9 Jack Trudeau, 1986-93
- 8 John Unitas, 1956-72
- 8 Bert Jones, 1973-81
- 8 Jeff George, 1990-93

MOST SEASONS 200+ ATTEMPTS

- 13 John Unitas, 1957-67, 69-70
- 13 Peyton Manning, 1998-10
- 6 Bert Jones, 1974-77, 80-81
- 5 Andrew Luck, 2012-16
- 4 Mike Pagel, 1982-85
- 4 Jeff George, 1990-93
- 4 Jim Harbaugh, 1994-97

CONSC. SEASONS 200+ ATTEMPTS

- 13 Peyton Manning, 1998-10
- 11 John Unitas, 1957-67
- 5 Andrew Luck, 2012-16
- 4 Bert Jones, 1974-77
- 4 Mike Pagel, 1982-85
- 4 Jeff George, 1990-93
- 4 Jim Harbaugh, 1994-97



ADMINISTRATION

COACHING STAFF

FOOTBALL OPERATIONS

BUSINESS OPERATIONS

PLAYERS

2016 SEASON IN REVIEW

COLTS HISTORY

RECORDS

COLTS IN THE COMMUNITY

MOST GAMES WITH ATTEMPTS (CAREER)

208	Peyton Manning, 1998-11
202	John Unitas, 1956-72
97	Bert Jones, 1973-81
70	Andrew Luck, 2012-16
61	Jack Trudeau, 1986-93

MOST COMPLETIONS (CAREER)

4682	Peyton Manning, 1998-11
2796	John Unitas, 1956-72
1570	Andrew Luck, 2012-16
1382	Bert Jones, 1973-81
874	Jeff George, 1990-93

MOST COMPLETIONS (SEASON)

450	Peyton Manning, 2010
393	Peyton Manning, 2009
392	Peyton Manning, 2002
380	Andrew Luck, 2014
379	Peyton Manning, 2003

MOST COMPLETIONS (ROOKIE)

339	Andrew Luck, 2012
326	Peyton Manning, 1998
204	Jack Trudeau, 1986
181	Jeff George, 1990
129	Chris Chandler, 1988

MOST COMPLETIONS (GAME)

40	Peyton Manning at Hou, Sept. 12, 2010
38	Peyton Manning at N.E., Nov. 21, 2010
37	Jeff George at Was, Nov. 7, 1993
37	Peyton Manning vs. Ten, Nov. 3, 2002
36	Bert Jones vs. NYJ, Dec. 15, 1974
36	Peyton Manning at Ten, Oct. 11, 2009
36	Peyton Manning vs. Dal, Dec. 5, 2010

MOST COMPLETIONS (ROOKIE-GAME)

31	Andrew Luck vs. G.B., Oct. 7, 2012
30	Peyton Manning vs. N.E., Nov. 1, 1998
30	Andrew Luck vs. Mia, Nov. 4, 2012
27	Jack Trudeau at NYJ, Nov. 16, 1986
27	Peyton Manning at Balt, Nov. 29, 1998
27	Andrew Luck at N.E., Nov. 18, 2012

MOST CONSECUTIVE COMPLETIONS

23	Peyton Manning vs. Det/at Jax, Dec. 14-Dec. 18, 2008
17	Bert Jones vs. NYJ, Dec. 15, 1974
17	Peyton Manning vs. Cle/at Ten, Sept. 25-Oct. 2, 2005
17	Peyton Manning vs. Den/at Jax, Dec. 13-Dec. 17, 2009
16	Peyton Manning at Ten, Oct. 11, 2009

MOST GAMES WITH COMPLETIONS (CAREER)

208	Peyton Manning, 1998-11
200	John Unitas, 1956-72
96	Bert Jones, 1973-81
70	Andrew Luck, 2012-16
61	Jack Trudeau, 1986-93

MOST GAMES 20+ COMPLETIONS (CAREER)

153	Peyton Manning, 1998-11
49	Andrew Luck, 2012-16
33	John Unitas, 1956-72
20	Bert Jones, 1973-81
17	Jeff George, 1990-93

MOST CONSC. GAMES 20+ COMPLETIONS

14	Peyton Manning, G1-14, 2010
13	Andrew Luck, G15-16, 2013, G1-11, 2014
12	Peyton Manning, G3-14, 2003
12	Peyton Manning, G3-14, 2009
11	Andrew Luck, G4-G7, 2015/ G1-G7, 2016

MOST SEASONS 150+ COMPLETIONS

13	Peyton Manning, 1998-11
12	John Unitas, 1959-67, 69-70
5	Bert Jones, 1975-77, 80-81
5	Andrew Luck, 2012-16
4	Jeff George, 1990-93

CONSC. SEASONS 150+ COMPLETIONS

13	Peyton Manning, 1998-10
9	John Unitas, 1959-67
5	Andrew Luck, 2012-16
4	Jeff George, 1990-93
3	Bert Jones, 1975-77
3	Jim Harbaugh, 1995-97

HIGHEST PERCENTAGE (CAREER-1,000 ATT)

64.9	Peyton Manning, 1998-11
60.7	Jim Harbaugh, 1994-97
59.2	Andrew Luck, 2012-16
57.0	Jeff George, 1990-93
56.1	Bert Jones, 1973-81

HIGHEST PERCENTAGE (GAME-15 ATT)

87.5	Peyton Manning vs. Ten, Dec. 30, 2007 (14-16)
85.3	Peyton Manning at Jax, Dec. 18, 2008 (29-34)
85.0	John Unitas at Atl, Nov. 12, 1967 (17-20)
84.2	John Unitas vs. Mia, Dec. 11, 1971 (16-19)
83.3	Peyton Manning vs. Atl, Dec. 14, 2003 (25-30)

HIGHEST PERCENTAGE (ROOKIE-GAME-20 ATT)

75.0	John Unitas vs. LA Rams, Nov. 25, 1956 (18-24)
70.4	Peyton Manning at Atl, Dec. 6, 1998 (19-27)
69.2	Andrew Luck at Jax, Nov. 8, 2012 (18-26)
68.4	Andrew Luck at Ten, Oct 28, 2012 (26-38)
68.2	George Shaw at LA Rams, Dec. 5, 1955 (15-22)

HIGHEST PERCENTAGE (SEASON-200 ATT)

68.8	Peyton Manning, 2009
67.6	Peyton Manning, 2004
67.3	Peyton Manning, 2005
67.0	Peyton Manning, 2003
66.8	Peyton Manning, 2008

HIGHEST PERCENTAGE (ROOKIE-SEASON-100 ATT)

56.7	Peyton Manning, 1998
55.6	John Unitas, 1956
55.4	Chris Chandler, 1988
54.2	Jeff George, 1990
54.1	Andrew Luck, 2012

MOST YARDS (CAREER)

54828	Peyton Manning, 1998-11
39768	John Unitas, 1956-72
19078	Andrew Luck, 2012-16
17663	Bert Jones, 1973-81
9647	Jack Trudeau, 1986-93



Peyton Manning leads the franchise with 4,682 completions, 54,828 passing yards and 399 touchdowns.

MOST YARDS (SEASON)

4761	Andrew Luck, 2014
4700	Peyton Manning, 2010
4557	Peyton Manning, 2004
4500	Peyton Manning, 2009
4413	Peyton Manning, 2000

MOST YARDS (ROOKIE)

*4374	Andrew Luck, 2012
3739	Peyton Manning, 1998
2225	Jack Trudeau, 1986
2152	Jeff George, 1990
1619	Chris Chandler, 1988

MOST YARDS (GAME)

- 472 Peyton Manning at K.C., Oct. 31, 2004
- 440 Peyton Manning vs. Jax, Sept. 25, 2000
- 433 Peyton Manning at Hou, Sept. 12, 2010
- 433 Andrew Luck vs. Mia, Nov. 4, 2012
- 425 Peyton Manning vs. Ten, Dec. 5, 2004

MOST YARDS (ROOKIE-GAME)

- *433 Andrew Luck vs. Mia, Nov. 4, 2012
- 391 Andrew Luck at Det, Dec. 2, 2012
- 362 Andrew Luck vs. G.B., Oct. 7, 2012
- 359 Jack Trudeau at NYJ, Nov. 16, 1986
- 357 Peyton Manning at Balt, Nov. 29, 1998



Andrew Luck holds the NFL rookie record for the most passing yards in one game.

MOST SEASONS LEADING TEAM (YDS/TDS)

- 14 John Unitas, 1956-67, 69-70
- 13 Peyton Manning, 1998-11
- 6 Bert Jones, 1974-77, 80-81
- 5 Andrew Luck, 2012-16
- 4 Mike Pagel, 1982-85
- 4 Jeff George, 1990-93
- 4 Jim Harbaugh, 1994-97

MOST CONSC. SEASONS LEADING TEAM (YDS/TDS)

- 13 Peyton Manning, 1998-10
- 12 John Unitas, 1956-67
- 5 Andrew Luck, 2012-16
- 4 Bert Jones, 1974-77
- 4 Mike Pagel, 1982-85
- 4 Jeff George, 1990-93
- 4 Jim Harbaugh, 1994-97

MOST 2,000+ SEASONS

- 13 John Unitas, 1957-67, 69-70
- 13 Peyton Manning, 1998-10
- 5 Bert Jones, 1975-77, 80-81
- 4 Andrew Luck, 2012-14, 16
- 3 Jeff George, 1990-91, 93
- 3 Jim Harbaugh, 1995-97



John Unitas is tied for the franchise record for the most 2,000-plus passing yardage seasons.

MOST CONSC. 2,000+ SEASONS

- 13 Peyton Manning, 1998-10
- 11 John Unitas, 1957-67
- 3 Bert Jones, 1975-77
- 3 Jim Harbaugh, 1995-97
- 3 Andrew Luck, 2012-14

MOST 300+ GAMES (CAREER)

- 63 Peyton Manning, 1998-11
- 26 John Unitas, 1956-72
- 26 Andrew Luck, 2012-16
- 8 Bert Jones, 1973-81
- 7 Jeff George, 1990-93

MOST 300+ GAMES (SEASON)

- 10 Andrew Luck, 2014
- 9 Peyton Manning, 2009
- 7 Peyton Manning, 2010
- 6 Peyton Manning (2), 2004, 06
- 6 Andrew Luck, 2012

MOST 300+ GAMES (ROOKIE)

- *6 Andrew Luck, 2012
- 4 Peyton Manning, 1998
- 2 Jack Trudeau, 1986
- 1 John Unitas, 1956

MOST CONSC. 300+ GAMES

- 8 Andrew Luck, G3-10, 2014
- 5 Peyton Manning, G1-5, 2009
- 3 John Unitas, G12-14, 1963
- 3 Peyton Manning, G6-8, 2006
- 3 Peyton Manning, G7-9, 2009

MOST TOUCHDOWNS (CAREER)

- 399 Peyton Manning, 1998-11
- 287 John Unitas, 1956-72
- 132 Andrew Luck, 2012-16
- 122 Bert Jones, 1973-81
- 49 Jim Harbaugh, 1994-97

MOST TOUCHDOWNS (SEASON)

- 49 Peyton Manning, 2004
- 40 Andrew Luck, 2014
- 33 Peyton Manning (3), 2000, 09, 10
- 32 John Unitas, 1959
- 31 Peyton Manning (2), 2006-07
- 31 Andrew Luck, 2016

MOST TOUCHDOWNS (ROOKIE)

- 26 Peyton Manning, 1998
- 23 Andrew Luck, 2012
- 16 Jeff George, 1990
- 10 George Shaw, 1955
- 9 John Unitas, 1956

MOST TOUCHDOWNS (GAME)

- 6 Peyton Manning at N.O., Sept. 28, 2003
- 6 Peyton Manning at Det, Nov. 25, 2004
- 5 Gary Cuzzo at Min, Nov. 14, 1965
- 5 Gary Hogeboom at Buf, Oct. 4, 1987
- 5 Peyton Manning vs. Atl, Dec. 14, 2003
- 5 Peyton Manning vs. G.B., Sept. 26, 2004
- 5 Peyton Manning at K.C., Oct. 31, 2004
- 5 Peyton Manning vs. Hou, Nov. 14, 2004
- 5 Andrew Luck vs. Was, Nov. 30, 2014

MOST TOUCHDOWNS (ROOKIE-GAME)

- 4 Andrew Luck at Det, Dec. 2, 2012
- 3 John Unitas vs. LA Rams, Nov. 25, 1956
- 3 Jeff George at Cin, Nov. 25, 1990
- 3 Jeff George vs. Was, Dec. 22, 1990
- 3 Peyton Manning at S.F., Oct. 18, 1998
- 3 Peyton Manning vs. NYJ, Nov. 15, 1998
- 3 Peyton Manning at Balt, Nov. 29, 1998
- 3 Peyton Manning vs. Cin, Dec. 13, 1998

MOST GAMES WITH TOUCHDOWNS (CAREER)

- 182 Peyton Manning, 1998-11
- 144 John Unitas, 1956-72
- 68 Bert Jones, 1973-81
- 62 Andrew Luck, 2012-16
- 31 Mike Pagel, 1982-85
- 31 Jim Harbaugh, 1994-97

MOST GAMES WITH TOUCHDOWNS (SEASON)

- 15 Peyton Manning (5), 1998, 00, 02, 04, 06
- 15 Andrew Luck (2), 2014, 16
- 14 Peyton Manning (5), 1999, 01, 07, 08, 10
- 13 Earl Morrall, 1968
- 13 Peyton Manning, 2009
- 13 Andrew Luck, 2012

ADMINISTRATION

COACHING STAFF

FOOTBALL OPERATIONS

BUSINESS OPERATIONS

PLAYERS

2016 SEASON IN REVIEW

COLTS HISTORY

RECORDS

COLTS IN THE COMMUNITY



ADMINISTRATION

COACHING
STAFFFOOTBALL
OPERATIONSBUSINESS
OPERATIONS

PLAYERS

2016 SEASON
IN REVIEW

COLTS HISTORY

RECORDS

COLTS IN THE
COMMUNITY**MOST GAMES WITH TOUCHDOWNS
(ROOKIE)**

15	Peyton Manning, 1998
13	Andrew Luck, 2012
9	Jeff George, 1990
8	Chris Chandler, 1988
7	George Shaw, 1955
7	Jack Trudeau, 1986

MOST CONSC. GAMES PASSING TDS

47	John Unitas, G10-1956/G10-1960
27	Peyton Manning, G4-1998/G14-1999
23	Andrew Luck, G1-2014-G9-2015/ G1-2016-G16-2016
18	Andrew Luck, G13-16-2013/ G14-2014
16	Peyton Manning, G16-2003/ G15-2004
13	Peyton Manning, G1-13-2000
13	Peyton Manning, G15-16-2000/ G11-2001

**MOST CONSC. GAMES PASSING TDS
(ROOKIE)**

13	Peyton Manning, G4-16, 1998
7	Andrew Luck, G10-16, 2012
4	Bert Jones, G1-4, 1973
4	Jack Trudeau, G4-7, 1986
4	Jeff George, G9-12, 1990
4	Andrew Luck, G1-4, 2012

MOST CONSC. GAMES 2+ TD PASSES

13	Peyton Manning, G1-13, 2004
12	John Unitas, G1-12, 1959
8	Peyton Manning, G6-13, 2005
7	John Unitas, G4-8, 10-11, 1965
7	Peyton Manning, G10-16, 2010

HIGHEST TD PCT. (CAREER-1000 ATT)

5.62	John Unitas, 1956-72
5.53	Peyton Manning, 1998-11
5.00	Andrew Luck, 2012-16
4.95	Bert Jones, 1973-81
3.98	Jim Harbaugh, 1994-97

HIGHEST TD PCT. (SEASON-200 ATT)

9.86	Peyton Manning, 2004
8.72	John Unitas, 1959
8.20	Earl Morrall, 1968
8.16	John Unitas, 1965
7.97	John Unitas, 1957

**HIGHEST TD PCT.
(ROOKIE-SEASON-100 ATT)**

4.79	Jeff George, 1990
4.55	John Unitas, 1956
4.52	Peyton Manning, 1998
4.22	George Shaw, 1955
3.70	Bert Jones, 1973

HIGHEST TD PCT. (GAME-20 ATT)

24.00	Peyton Manning at N.O., Sept. 28, 2003
23.53	Peyton Manning at Balt, Dec. 9, 2007

HIGHEST TD PCT. (GAME-20 ATT)

cont...	
21.43	Peyton Manning at Det, Nov. 25, 2004
20.00	John Unitas at Atl, Nov. 12, 1967
20.00	Gary Hogeboom at Buf, Oct. 4, 1987

**HIGHEST TD PCT.
(ROOKIE-GAME-20 ATT)**

12.50	John Unitas vs. LA Rams, Nov. 25, 1956
11.54	Peyton Manning vs. Cin, Dec. 13, 1998
10.00	Mike Pagel vs. Cin, Dec. 5, 1982
10.00	Peyton Manning at S.F., Oct. 18, 1998
9.68	Jeff George at Cin, Nov. 25, 1990

LONGEST PASSES

90t	Jones to Roger Carr vs. NYJ, Nov. 16, 1975
89t	Unitas to John Mackey at LA Rams, Oct. 30, 1966
89t	Jones to Roger Carr at Buf, Nov. 9, 1975
88t	Unitas to Tom Matte vs. Atl, Sept. 17, 1967
87t	Painter to Pierre Garcon at T.B., Oct. 3, 2011
87t	Luck to T.Y. Hilton vs. N.O., Oct. 25, 2015

LONGEST PASSES (ROOKIE)

84t	Trudeau to Bill Brooks at S.F., Oct. 5, 1986
82t	Shaw to Buddy Young at G.B., Oct. 8, 1955
78t	Manning to Marshall Faulk vs. N.O., Sept. 27, 1998
71t	Sorgi to Reggie Wayne at Den, Jan. 2, 2005
70t	Luck to T.Y. Hilton vs. Hou, Dec. 30, 2012

**HIGHEST AVG. PER ATTEMPT
(CAREER-1,000 ATT)**

7.78	John Unitas, 1956-72
7.60	Peyton Manning, 1998-11
7.20	Andrew Luck, 2012-16
7.17	Bert Jones, 1973-81
7.08	Jim Harbaugh, 1994-97

**HIGHEST AVG. PER ATTEMPT
(SEASON-200 ATT)**

9.26t	John Unitas, 1964
9.18t	John Unitas, 1968
9.17t	Peyton Manning, 2004
9.05t	Bert Jones, 1976

**HIGHEST AVG. PER ATTEMPT
(ROOKIE-SEASON-100 ATT)**

7.57	John Unitas, 1956
6.98	Andrew Luck, 2012
6.95	Chris Chandler, 1988

**HIGHEST AVG. PER ATTEMPT
(ROOKIE-SEASON-100 ATT) cont...**

6.69	George Shaw, 1955
6.50	Peyton Manning, 1998

**HIGHEST AVG. PER ATTEMPT
(GAME-20 ATT)**

18.50	John Unitas at Atl, Nov. 12, 1967
15.67	John Unitas vs. Det, Nov. 10, 1963
15.64	John Unitas vs. Min, Dec. 8, 1963
14.65	Peyton Manning at Balt, Dec. 9, 2007

**HIGHEST AVG. PER ATTEMPT
(ROOKIE-GAME-20 ATT)**

12.21	John Unitas vs. LA Rams, Nov. 25, 1956
11.32	Jeff George vs. NYJ, Nov. 18, 1990
10.47	John Unitas at Det, Nov. 18, 1956

**HIGHEST AVG. PER COMP
(CAREER-1,000 ATT)**

14.22	John Unitas, 1956-72
12.78	Bert Jones, 1973-81
12.45	Mike Pagel, 1982-85
12.15	Andrew Luck, 2012-16
11.88	Jack Trudeau, 1986-93

**HIGHEST AVG. PER COMP
(SEASON-200 ATT)**

17.87	John Unitas, 1964
16.31	John Unitas, 1960
15.98	Earl Morrall, 1968
15.43	John Unitas, 1965
15.02	John Unitas, 1959

**HIGHEST AVG. PER COMP
(ROOKIE-SEASON-100 ATT)**

13.62	John Unitas, 1956
13.33	George Shaw, 1955
12.90	Andrew Luck, 2012
12.55	Chris Chandler, 1988
12.53	Bert Jones, 1973

**HIGHEST AVG. PER COMP
(GAME-20 ATT)**

22.25	John Unitas vs. S.F., Nov. 26, 1960
22.12	John Unitas vs. Det, Nov. 10, 1963
21.93	John Unitas vs. Chi, Oct. 2, 1960
21.86	Bert Jones at Buf, Nov. 9, 1975
21.85	John Unitas vs. Min, Oct. 1, 1961

**HIGHEST AVG. PER COMP
(ROOKIE-GAME-20 ATT)**

18.47	John Unitas at Det, Nov. 18, 1956
17.79	Jeff George vs. NYJ, Nov. 18, 1990
17.67	Jeff George at N.E., Nov. 11, 1990
16.67	George Shaw vs. S.F., Nov. 27, 1955
16.29	Andrew Luck at Det, Dec. 2, 2012

MOST INTERCEPTIONS (CAREER)

- 246 John Unitas, 1956-72
- 198 Peyton Manning, 1998-11
- 97 Bert Jones, 1973-81
- 68 Andrew Luck, 2012-16
- 62 Jack Trudeau, 1986-93

MOST INTERCEPTIONS (SEASON-200 ATT)

- 28 Peyton Manning, 1998
- 24 John Unitas, 1960
- 24 John Unitas, 1961
- 24 John Unitas, 1966
- 23 John Unitas, 1962
- 23 Peyton Manning, 2001

MOST INTERCEPTIONS (ROOKIE-SEASON-100 ATT)

- 28 Peyton Manning, 1998
- 19 George Shaw, 1955
- 18 Jack Trudeau, 1986
- 18 Andrew Luck, 2012
- 13 Jeff George, 1990

MOST INTERCEPTIONS (GAME)

- 6 Peyton Manning at S.D., Nov. 11, 2007
- 5 Fred Enke at G.B., Oct. 18, 1953
- 5 Fred Enke at Det, Nov. 17, 1953
- 5 John Unitas vs. S.F., Nov. 26, 1960
- 5 John Unitas at G.B., Oct. 8, 1961
- 5 John Unitas at Det, Nov. 20, 1966
- 5 John Unitas vs. Chi, Nov. 29, 1970
- 5 Bill Troup vs. Mia, Sept. 10, 1978

MOST INTERCEPTIONS (ROOKIE-GAME)

- 4 George Shaw vs. G.B., Oct. 29, 1955
- 4 Bert Jones vs. NYJ, Sept. 23, 1973
- 4 Bert Jones vs. N.O., Sept. 30, 1973
- 4 Mike Kirkland at Mia, Oct. 29, 1978
- 4 Jack Trudeau vs. N.E., Nov. 9, 1986
- 4 Jack Trudeau at NYJ, Nov. 16, 1986
- 4 Jeff George vs. N.E., Sept. 16, 1990

FEWEST INTERCEPTIONS (SEASON-200 ATT)

- 4 Jim Harbaugh, 1997 (309)
- 5 Matt Hasselbeck, 2015 (256)
- 5 Jim Harbaugh, 1995 (314)
- 6 John Unitas, 1964 (305)
- 6 Marty Domres, 1972 (222)
- 6 Jack Trudeau, 1987 (229)
- 6 Jeff George, 1993 (407)
- 6 Jim Harbaugh, 1994 (202)

FEWEST INTERCEPTIONS (ROOKIE-SEASON-100 ATT)

- 7 Mike Pagel, 1982 (221)
- 10 John Unitas, 1956 (198)
- 12 Bert Jones, 1973 (108)
- 12 Chris Chandler, 1988 (233)
- 13 Jeff George, 1990 (334)

LOWEST INTERCEPTION PCT. (CAREER-1,000 ATT)

- 2.1 Jim Harbaugh, 1994-97
- 2.6 Andrew Luck, 2012-16
- 2.7 Peyton Manning, 1998-11
- 3.0 Jeff George, 1990-93
- 3.9 Bert Jones, 1973-81

LOWEST INTERCEPTION PCT. (SEASON-200 ATT)

- 1.29 Jim Harbaugh, 1997
- 1.48 Jeff George, 1993
- 1.59 Jim Harbaugh, 1995
- 1.58 Andrew Luck, 2013
- 1.62 Peyton Manning, 2006

LOWEST INTERCEPTION PCT. (ROOKIE-SEASON-100 ATT)

- 2.87 Andrew Luck, 2012
- 3.17 Mike Pagel, 1982
- 3.89 Jeff George, 1990
- 4.32 Jack Trudeau, 1986
- 4.87 Peyton Manning, 1998

MOST CONSC. PASSES WITHOUT INTERCEPTION (CAREER)

- 202 Jeff George, G10-16, 1993
- 190 Peyton Manning, G13-16, 2006/G2, 2007
- 179 Jim Harbaugh, G3-9, 1996
- 179 Jim Harbaugh, G6-7, 12-16, 1997
- 165 Peyton Manning, G16, 2009/G1-4, 2010
- 165 Andrew Luck, G13-16, 2012/G1-2, 2013

HIGHEST RATING (CAREER-1,000 ATT)

- 94.9 Peyton Manning, 1998-11
- 87.3 Andrew Luck, 2012-16
- 86.6 Jim Harbaugh, 1994-97
- 78.8 John Unitas, 1956-72
- 78.8 Bert Jones, 1973-81

HIGHEST RATING (SEASON-200 ATT)

- 121.1 Peyton Manning, 2004
- 104.1 Peyton Manning, 2005
- 102.5 Bert Jones, 1976
- 101.0 Peyton Manning, 2006
- 100.7 Jim Harbaugh, 1995

HIGHEST RATING (ROOKIE-SEASON-100 ATT)

- 76.5 Andrew Luck, 2012
- 74.0 John Unitas, 1956
- 73.8 Jeff George, 1990
- 71.2 Peyton Manning, 1998
- 67.2 Chris Chandler, 1988

RECEIVING**MOST RECEPTIONS (CAREER)**

- 1102 Marvin Harrison, 1996-08
- 1070 Reggie Wayne, 2001-14

MOST RECEPTIONS (CAREER) cont...

- 631 Raymond Berry, 1955-67
- 427 Dallas Clark, 2003-11
- 411 Bill Brooks, 1986-92

MOST RECEPTIONS (SEASON)

- 143 Marvin Harrison, 2002
- 115 Marvin Harrison, 1999
- 111 Reggie Wayne, 2010
- 109 Marvin Harrison, 2001
- 106 Reggie Wayne, 2012

MOST RECEPTIONS (ROOKIE)

- 65 Bill Brooks, 1986
- 64 Marvin Harrison, 1996
- 62 Edgerrin James, 1999
- 60 Austin Collie, 2009
- 52 Andre Rison, 1989

MOST RECEPTIONS (GAME)

- 15 Reggie Wayne at Jax, Oct. 3, 2010
- 14 Marvin Harrison at Cle, Dec. 26, 1999
- 14 Marvin Harrison vs. Dal, Nov. 17, 2002
- 14 Dallas Clark vs. Hou, Nov. 8, 2009
- 14 Reggie Wayne vs. Dal, Dec. 5, 2010



Reggie Wayne holds the team record for the most receptions in a game with 15 on October 3, 2010 at Jacksonville.

MOST RECEPTIONS (ROOKIE-GAME)

- 11 Randy McMillan vs. NYJ, Nov. 8, 1981
- 9 Randy McMillan at Mia, Nov. 1, 1981
- 9 Bill Brooks at NYJ, Nov. 16, 1986
- 8 Sean Dawkins vs. Dal, Oct. 10, 1993
- 8 Marshall Faulk vs. Was, Oct. 23, 1994
- 8 Austin Collie at Ten, Oct. 11, 2009

MOST CONSC. GAMES WITH RECEPTION

- 190 Marvin Harrison, G1-1996/G16-2008
- 134 Reggie Wayne, G1-2006/G16-2014
- 77 Marshall Faulk, G1-1994/G16-1998
- 64 Dallas Clark, G1-2006/G6-2010
- 62 Jessie Hester, G3-1990/G16-1993



ADMINISTRATION

COACHING
STAFFFOOTBALL
OPERATIONSBUSINESS
OPERATIONS

PLAYERS

2016 SEASON
IN REVIEW

COLTS HISTORY

RECORDS

COLTS IN THE
COMMUNITY**MOST GAMES WITH RECEPTIONS
(CAREER)**

205	Reggie Wayne, 2001-14
190	Marvin Harrison, 1996-08
142	Raymond Berry, 1955-67
116	Lenny Moore, 1956-67
113	Don McCauley, 1971-81

**MOST GAMES 10+ RECEPTIONS
(CAREER)**

16	Marvin Harrison, 1996-08
15	Reggie Wayne, 2001-14
11	Raymond Berry, 1955-67
3	Don McCauley, 1971-81
3	Lydell Mitchell, 1972-77
3	Joe Washington, 1978-80
3	Anthony Johnson, 1990-93
3	Dallas Clark, 2003-11
3	T.Y. Hilton, 2012-16

**MOST GAMES 10+ RECEPTIONS
(SEASON)**

6	Marvin Harrison, 2002
3	Raymond Berry, 1960
3	Joe Washington, 1979
3	Marvin Harrison, 2000
3	Reggie Wayne (3), 2007, 09-10

MOST SEASONS LEADING TEAM (*tied)

9	Marvin Harrison, 1996-97, 99-04, 06
8	Raymond Berry, 1957-61, 64-66
7	Reggie Wayne, 2005, 07-08, 09*-12
4	Lydell Mitchell, 1974-77
4	Bill Brooks, 1987-89, 91
4	T.Y. Hilton, 2013-16

MOST CONSC. SEASONS**LEADING TEAM (*tied)**

6	Marvin Harrison, 1999-04
6	Reggie Wayne, 2007-08, 09*-12
5	Raymond Berry, 1957-61
4	Lydell Mitchell, 1974-77
4	T.Y. Hilton, 2013-16

MOST SEASONS 50+ RECEPTIONS

12	Marvin Harrison, 1996-06, 08
11	Reggie Wayne, 2003-12, 14
7	Raymond Berry, 1958-62, 65-66
6	Bill Brooks, 1986-91
5	Edgerrin James, 1999-00, 02-04
5	T.Y. Hilton, 2012-16

CONSC. SEASONS 50+ RECEPTIONS

11	Marvin Harrison, 1996-06
10	Reggie Wayne, 2003-12
6	Bill Brooks, 1986-91
5	Raymond Berry, 1958-62
5	T.Y. Hilton, 2012-16

**MOST RECEPTIONS 2 PLAYERS
(SEASON)**

204	Harrison (143)/James (61), 2002
200	Clark (100)/Wayne (100), 2009
181	Harrison (95)/Wayne (86), 2006
178	Wayne (111)/Garcon (67)/ Tamme (67), 2010
177	Harrison (115)/James (62), 1999

**MOST RECEPTIONS 3 PLAYERS
(SEASON)**

260	Clark (100)/Wayne (100)/Collie (60), 2009
253	Harrison (143)/James (61)/Wayne (49), 2002
245	Wayne (111)/Garcon (67)/Tamme (67), 2010
231	Harrison (86)/Wayne (77)/Stokley (68), 2004
221	Harrison (95)/Wayne (86)/Addai (40), 2006

TRIO OF 50+ SEASONAL RECEIVERS

Brooks (63)/Rison (52)/Bentley (52), 1989
Bentley (71)/Brooks (62)/Hester (54), 1990
Langhorne (85)/Hester (64)/Johnson (55), 1993
Turner (52)/Faulk (52)/Dawkins (51), 1994
Harrison (64)/Faulk (56)/Dawkins (54), 1996
Faulk (86)/Harrison (59)/Pathon (50), 1998
Harrison (102)/James (63)/Pathon (50), 2000
Harrison (94)/Wayne (68)/James (51), 2003
Harrison (86)/Wayne (77)/Stokley (68)/ James (51), 2004
Wayne (82)/Clark (77)/Harrison (60)/ Gonzalez (57), 2008
Clark (100)/Wayne (100)/Collie (60)/ Addai (51), 2009
Wayne (111)/Garcon (67)/Tamme (67)/ Collie (58), 2010
Wayne (106)/Avery (60)/Hilton (50), 2012
Hilton (82)/Wayne (64)/Fleener (51), 2014
Hilton (69)/Moncrief (64)/Fleener (54), 2015

MOST YARDS (CAREER)

14580	Marvin Harrison, 1996-08
14345	Reggie Wayne, 2001-14
9275	Raymond Berry, 1955-67
6039	Lenny Moore, 1956-67
5861	T.Y. Hilton, 2012-16

MOST YARDS (SEASON)

1722	Marvin Harrison, 2002
1663	Marvin Harrison, 1999
1524	Marvin Harrison, 2001
1510	Reggie Wayne, 2007
1448	T.Y. Hilton, 2016

MOST YARDS (ROOKIE)

1131	Bill Brooks, 1986
861	T.Y. Hilton, 2012
836	Marvin Harrison, 1996
820	Andre Rison, 1989
726	John Mackey, 1963

MOST YARDS (GAME)

224	Raymond Berry at Was, Nov. 10, 1957
223	T.Y. Hilton at Hou, Oct. 9, 2014
212	Reggie Wayne vs. G.B., Oct. 7, 2012
210	Roger Carr at NYJ, Oct. 24, 1976
203	Reggie Langhorne at Was, Nov. 7, 1993
200	Reggie Wayne vs. Dal, Dec. 5, 2010

MOST YARDS (ROOKIE-GAME)

177	Bill Brooks at NYJ, Nov. 16, 1986
144	John Mackey vs. Min, Dec. 8, 1963
135	Andre Rison vs. Cle, Dec. 10, 1989
134	(4 times) Last: Donte Moncrief vs. Was, Nov. 30, 2014

MOST SEASONS LEADING TEAM

9	Marvin Harrison, 1996-97, 99-03, 05-06
7	Reggie Wayne, 2004, 07-12
5	Jimmy Orr, 1962-65, 68
5	Bill Brooks, 1986-89, 91
4	Raymond Berry, 1957, 59-61
4	T.Y. Hilton, 2013-16

MOST CONSC. SEASONS**LEADING TEAM**

6	Reggie Wayne, 2007-12
5	Marvin Harrison, 1999-03
4	Jimmy Orr, 1962-65
4	Bill Brooks, 1986-89
4	T.Y. Hilton, 2013-16

MOST 100+ GAMES (CAREER)

59	Marvin Harrison, 1996-08
43	Reggie Wayne, 2001-14
24	T.Y. Hilton, 2012-16
23	Raymond Berry, 1955-67
18	Jimmy Orr, 1961-70

MOST 100+ GAMES (SEASON)

10	Marvin Harrison, 2002
9	Marvin Harrison, 1999
8	Marvin Harrison, 2000
7	Raymond Berry, 1960
6	Marvin Harrison (4), 2001, 03, 05-06
6	Reggie Wayne, 2007
6	T.Y. Hilton, 2014
6	T.Y. Hilton, 2016

MOST 100+ GAMES (ROOKIE)

5	T.Y. Hilton, 2012
3	Andre Rison, 1989
2	Ray Perkins, 1967

MOST 100+ GAMES (ROOKIE) cont...

- 2 Bill Brooks, 1986
- 2 Marvin Harrison, 1996
- 2 Anthony Gonzalez, 2007
- 2 Donte Moncrief, 2014

MOST CONSC. 100+ GAMES (*ROOKIE)

- 6 Raymond Berry, G5-10, 1960
- 4 Marvin Harrison, G12-15, 1999
- 4 Marvin Harrison, G5-8, 2000
- 4 Marvin Harrison, G2-5, 2002
- 4 Marvin Harrison, G9-12, 2002
- 4 Marvin Harrison, G4-7, 2003

MOST TOUCHDOWNS (CAREER)

- 128 Marvin Harrison, 1996-08
- 82 Reggie Wayne, 2001-14
- 68 Raymond Berry, 1955-67
- 50 Jimmy Orr, 1961-70
- 48 Lenny Moore, 1956-67

MOST TOUCHDOWNS (SEASON)

- 15 Marvin Harrison (2), 2001, 04
- 14 Marvin Harrison, 2000
- 14 Raymond Berry, 1959
- 12 Marvin Harrison (3), 1999, 2005-06
- 12 Reggie Wayne, 2004

MOST TOUCHDOWNS (ROOKIE)

- 8 Bill Brooks, 1986
- 8 Marvin Harrison, 1996
- 7 John Mackey, 1963
- 7 Austin Collie, 2009
- 7 T.Y. Hilton, 2012

MOST TOUCHDOWNS (GAME)

- 3 Jim Mutscheller at GBM, Oct. 13, 1957
- 3 Raymond Berry at Dal, Oct. 30, 1960
- 3 Raymond Berry vs. G.B., Nov. 6, 1960
- 3 Lenny Moore vs. Min, Oct. 1, 1961
- 3 Jimmy Orr vs. Was, Dec. 8, 1962
- 3 Jimmy Orr vs. LA Rams, Oct. 4, 1964
- 3 Roger Carr vs. Cin, Sept. 19, 1976
- 3 Marvin Harrison at K.C., Dec. 15, 1996
- 3 Ken Dilger vs. Mia, Dec. 14, 1997
- 3 Marvin Harrison at S.F., Oct. 18, 1998
- 3 Marvin Harrison at N.E., Sept. 19, 1999
- 3 Marvin Harrison vs. Min, Dec. 24, 2000
- 3 Marvin Harrison vs. Buf, Sept. 23, 2001
- 3 Marvin Harrison vs. Mia, Nov. 11, 2001
- 3 Marvin Harrison at N.O., Sept. 28, 2003
- 3 Brandon Stokley at Det, Nov. 25, 2004

MOST TOUCHDOWNS (GAME) cont...

- 3 Marvin Harrison at Det, Nov. 25, 2004
- 3 Reggie Wayne at Den, Oct. 29, 2006
- 3 Marvin Harrison vs. Cin, Dec. 18, 2006
- 3 Dallas Clark vs. Den, Dec. 13, 2009
- 3 T.Y. Hilton at Hou, Nov. 3, 2013
- 3 Dwayne Allen at NYJ, Dec. 5, 2016

MOST TOUCHDOWNS (ROOKIE-GAME)

- 3 Marvin Harrison at K.C., Dec. 15, 1996
- 2 John Mackey vs. Min, Dec. 8, 1963
- 2 Ray Perkins vs. SF, Oct. 1, 1967
- 2 Marshall Johnson at NYJ, Oct. 26, 1975
- 2 Bill Brooks at Hou, Nov. 23, 1986
- 2 Anthony Gonzalez at Balt, Dec. 9, 2007
- 2 Austin Collie at Ten, Oct. 11, 2009
- 2 Blair White at NE, Nov. 21, 2010
- 2 T.Y. Hilton at N.E., Nov. 18, 2012
- 2 Da'Rick Rogers at Cin, Dec. 8, 2013
- 2 Donte Moncrief vs. Was, Nov. 30, 2014

MOST GAMES WITH TOUCHDOWNS (CAREER)

- 90 Marvin Harrison, 1996-08
- 73 Reggie Wayne, 2001-14
- 56 Raymond Berry, 1955-67
- 39 Lenny Moore, 1956-67
- 38 Dallas Clark, 2003-11

MOST GAMES WITH TOUCHDOWNS (SEASON)

- 11 Marvin Harrison, 2004
- 10 Raymond Berry, 1959
- 10 Marvin Harrison, 2000
- 10 Reggie Wayne, 2004
- 9 Marvin Harrison, 2001
- 9 Marvin Harrison, 2005
- 9 Reggie Wayne (2), 2007, 09

MOST CONSC. GAMES RECEIVING TDS

- 7 Raymond Berry, G8-12-1959/G2-1960
- 5 Jim Mutscheller, G12-1956/G4-1957
- 5 Jim Mutscheller, G11-12-1958/G3-1959
- 5 Raymond Berry, G10-11-1958/G3-1959
- 5 Jimmy Orr, G12-14-1962/G2-1963
- 5 Raymond Berry, G5-9, 1965
- 5 Marvin Harrison, G10-14, 2004
- 5 Dallas Clark, G2-6, 2007
- 5 Reggie Wayne, G3-7, 2009
- 5 Donte Moncrief, G8-12, 2016

MOST SEASONS LEADING TEAM (*tied)

- 11 Marvin Harrison, 1996-97, 98*, 99-06
- 4 Raymond Berry, 1958-60, 64*
- 4 Glenn Doughty, 1973*, 74*, 75*, 77*

MOST CONSC. SEASONS LEADING TEAM (*tied)

- 11 Marvin Harrison, 1996-97, 98*, 99-06
- 3 Glenn Doughty, 1973*, 74*, 75*
- 3 Raymond Berry, 1958-60
- 3 Jim Mutscheller 1955-57
- 3 Willie Richardson, 1967-68, 69*
- 3 Dallas Clark, 2007, 08*, 09*

LONGEST RECEPTIONS

- 90t Carr from Jones vs. NYJ, Nov. 16, 1975
- 89t Mackey from Unitas at LA Rams, Oct. 30, 1966
- 89t Carr from Jones at Buf, Nov. 9, 1975
- 88t Matte from Unitas vs. Atl, Sept. 17, 1967
- 87t Garcon from Painter at T.B., Oct. 3, 2011
- 87t Hilton from Luck vs. N.O., Oct. 25, 2015

LONGEST RECEPTIONS (ROOKIE)

- 85t Faulk from Jim Harbaugh vs. Was, Oct. 23, 1994
- 84t Brooks from Jack Trudeau at S.F., Oct. 5, 1986
- 80t Wilkins from Peyton Manning at Phil, Nov. 21, 1999
- 79t Moncrief from Andrew Luck vs. Was, Nov. 30, 2014
- 78t Womble from Garry Kerkerian vs. S.F., Nov. 28, 1954

HIGHEST AVERAGE (CAREER-100 REC)

- 19.3 Jimmy Orr, 1961-70
- 18.8 Roger Carr, 1974-81
- 17.1 Ray Butler, 1980-85
- 16.8 Jim Mutscheller, 1954-61
- 16.6 Lenny Moore, 1956-67

HIGHEST AVERAGE (SEASON-30 REC)

- 25.9 Roger Carr, 1976
- 21.7 Jimmy Orr, 1964
- 21.0 Roger Carr, 1978
- 20.8 Lenny Moore, 1960
- 20.7 John Mackey, 1963

HIGHEST AVERAGE (ROOKIE-30 REC)

- 20.7 John Mackey, 1963
- 17.4 Bill Brooks, 1986
- 17.2 T.Y. Hilton, 2012
- 16.9 Ray Butler, 1980
- 15.8 Andre Rison, 1989

HIGHEST AVERAGE (GAME-3 REC)

- 48.8 Raymond Berry at Dal, Oct. 30, 1960
- 44.7 Donte Moncrief vs. Was, Nov. 30, 2014
- 42.0 Roger Carr at NYJ, Oct. 24, 1976



ADMINISTRATION
COACHING STAFF
FOOTBALL OPERATIONS
BUSINESS OPERATIONS
PLAYERS
2016 SEASON IN REVIEW
COLTS HISTORY
RECORDS
COLTS IN THE COMMUNITY

HIGHEST AVERAGE (GAME-3 REC)

- cont...
- 42.0 Marcus Pollard at N.O., Nov. 18, 2001
- 40.0 Torrance Small at Sea, Dec. 20, 1998

HIGHEST AVERAGE (ROOKIE-GAME-3 REC)

- 44.7 Donte Moncrief vs. Was, Nov. 30, 2014
- 35.0 Marshall Johnson at NYJ, Oct. 26, 1975
- 28.8 John Mackey vs. Min, Dec. 8, 1963
- 28.3 Royce Womble vs. S.F., Nov. 22, 1954
- 28.3 T.Y. Hilton vs. Jax, Sept. 23, 2012

1,000-YARD SEASONS

- 8 Marvin Harrison, 1996-2008
- 8 Reggie Wayne, 2001-14
- 4 T.Y. Hilton, 2012-16
- 1 Raymond Berry, 1955-67
- 1 Roger Carr, 1974-81
- 1 Bill Brooks, 1986-92
- 1 Reggie Langhorne, 1992-93
- 1 Brandon Stokley, 2003-06
- 1 Dallas Clark, 2003-11

PLAYS FROM SCRIMMAGE

MOST ATTEMPTS (CAREER)

- 2544 Edgerrin James, 1999-05
- 1689 Lydell Mitchell, 1972-77
- 1686 Marshall Faulk, 1994-98
- 1449 Tom Matte, 1961-72
- 1431 Lenny Moore, 1956-67

MOST ATTEMPTS (SEASON)

- 450 Edgerrin James, 2000
- 431 Edgerrin James, 1999
- 424 Eric Dickerson, 1988
- 410 Marshall Faulk, 1998
- 404 Edgerrin James, 2005

MOST ATTEMPTS (ROOKIE)

- 431 Edgerrin James, 1999
- 366 Marshall Faulk, 1994
- 267 Dominic Rhodes, 2001
- 266 Joseph Addai, 2006
- 240 Alan Ameche, 1955

MOST ATTEMPTS (GAME)

- 42 Lydell Mitchell at NYJ, Oct. 20, 1974
- 42 Edgerrin James vs. NYJ, Nov. 16, 2003
- 39 Eric Dickerson vs. Buf, Dec. 18, 1988
- 39 Edgerrin James at Sea, Oct. 15, 2000
- 39 Edgerrin James at Jax, Dec. 11, 2005

MOST ATTEMPTS (ROOKIE-GAME)

- 38 Dominic Rhodes at Buf, Nov. 4, 2001
- 34 Edgerrin James vs. Dal, Oct. 31, 1999
- 33 Rodney Culver at N.E., Dec. 6, 1992
- 33 Edgerrin James at N.E., Sept. 19, 1999
- 33 Dominic Rhodes vs. S.F., Nov. 25, 2001
- 33 Dominic Rhodes vs. Den, Jan. 6, 2002
- 33 Kenton Keith vs. TB, Oct. 7, 2007

MOST SEASONS 200+ ATTEMPTS

- 6 Edgerrin James, 1999-00, 02-05
- 5 Lydell Mitchell, 1973-77
- 5 Marshall Faulk, 1994-98
- 4 Eric Dickerson, 1987-89, 91
- 3 Tom Matte, 1968-69, 71
- 3 Curtis Dickey, 1980-81, 83
- 3 Randy McMillan, 1983, 85-86
- 3 Joseph Addai, 2006-07, 09

CONSC. SEASONS 200+ ATTEMPTS

- 5 Lydell Mitchell, 1973-77
- 5 Marshall Faulk, 1994-98
- 4 Edgerrin James, 2002-05
- 3 Eric Dickerson, 1987-89
- 2 Addai/Ameche/Dickey/Gore/James/Matte/McMillan/Washington

MOST YARDS (CAREER)

- 14608 Marvin Harrison, 1996-08
- 14345 Reggie Wayne, 2001-14
- 12065 Edgerrin James, 1999-05
- 11213 Lenny Moore, 1956-67
- 9275 Raymond Berry, 1955-67

MOST YARDS (SEASON)

- 2303 Edgerrin James, 2000
- 2227 Marshall Faulk, 1998
- 2139 Edgerrin James, 1999
- 2036 Eric Dickerson, 1988
- 2031 Edgerrin James, 2004

MOST YARDS (ROOKIE)

- 2139 Edgerrin James, 1999
- 1804 Marshall Faulk, 1994
- 1406 Joseph Addai, 2006
- 1328 Dominic Rhodes, 2001
- 1136 Bill Brooks, 1986

MOST YARDS (GAME)

- 267 Marshall Faulk at Balt, Nov. 29, 1998
- 240 Anthony Johnson vs. N.E., Nov. 15, 1992
- 229 Eric Dickerson vs. T.B., Dec. 27, 1987
- 228 Edgerrin James at Sea, Oct. 15, 2000

MOST YARDS (GAME) cont...

- 226 Joseph Addai vs. N.E., Nov. 4, 2007

MOST YARDS (ROOKIE-GAME)

- 213 Marshall Faulk vs. Was, Oct. 23, 1994
- 212 Lenny Moore vs. G.B., Oct. 28, 1956
- 209 Edgerrin James vs. Dal, Oct. 31, 1999
- 208 Joseph Addai vs. Phil, Nov. 26, 2006
- 199 Edgerrin James vs. K.C., Nov. 7, 1999
- 199 Edgerrin James at Phil, Nov. 21, 1999

MOST 1,000+ SEASONS

- 8 Marvin Harrison, 1999-06
- 8 Reggie Wayne, 2004-14
- 6 Lenny Moore, 1957-61, 64
- 6 Edgerrin James, 1999-00, 02-05
- 5 Lydell Mitchell, 1973-77
- 5 Marshall Faulk, 1994-98

MOST CONSC. 1,000+ SEASONS

- 8 Marvin Harrison, 1999-06
- 7 Reggie Wayne, 2004-10
- 5 Lenny Moore, 1957-61
- 5 Lydell Mitchell, 1973-77
- 5 Marshall Faulk, 1994-98

MOST 100+ GAMES (CAREER)

- 75 Edgerrin James, 1999-05
- 59 Marvin Harrison, 1996-07
- 47 Lenny Moore, 1956-67
- 43 Reggie Wayne, 2001-14
- 42 Lydell Mitchell, 1972-77

MOST 100+ GAMES (SEASON)

- 15 Edgerrin James, 2000
- 13 Marshall Faulk, 1998
- 13 Edgerrin James, 2004
- 13 Edgerrin James, 2005
- 12 Edgerrin James, 1999

MOST 100+ GAMES (ROOKIE)

- 12 Edgerrin James, 1999
- 9 Marshall Faulk, 1994
- 6 Joseph Addai, 2006
- 5 Dominic Rhodes, 2001
- 5 T.Y. Hilton, 2012

MOST CONSC. 100+ GAMES

- 16 Lydell Mitchell, G8-14-1975/G1-9-1976
- 13 Edgerrin James, G1-13, 2005
- 12 Edgerrin James, G1-12, 2000
- 10 Edgerrin James, G4-13, 2004
- 9 Marshall Faulk, G6-14, 1998
- 9 Edgerrin James, G7-15, 1999

MOST CONSC. 100+ GAMES (ROOKIE)

- 9 Edgerrin James, G7-15, 1999
- 3 Marshall Faulk, G8-10, 1994
- 3 Tony Loricke, G7-9, 1964
- 2 Addai/Ameche/Brooks/Harrison/McMillan/Moore/Rhodes

MOST 150+ GAMES (CAREER)

- 25 Edgerrin James, 1999-05
- 16 Lenny Moore, 1956-67
- 13 Marshall Faulk, 1994-98
- 12 Eric Dickerson, 1987-91
- 11 Lydell Mitchell, 1972-77

MOST 150+ GAMES (SEASON)

- 7 Edgerrin James, 2000
- 6 Marshall Faulk, 1998
- 5 Lenny Moore, 1958
- 5 Eric Dickerson, 1988
- 5 Edgerrin James, 2004

MOST 150+ GAMES (ROOKIE)

- 4 Edgerrin James, 1999
- 3 Marshall Faulk, 1994
- 3 Dominic Rhodes, 2001
- 2 Alan Ameche, 1955
- 1 Addai/Brooks/McMillan/Moore

MOST 1,500+ SEASONS

- 5 Edgerrin James, 1999-00, 03-05
- 4 Marshall Faulk, 1994-95, 97-98
- 3 Lydell Mitchell, 1975-77
- 3 Marvin Harrison, 1999, 01-02
- 2 Eric Dickerson, 1988-89

PCT. OF NET YARDAGE SEASONAL LEADERS

- 43.5 Marshall Faulk, 1998 (2227-5116)
- 41.8 Eric Dickerson, 1988 (2036-4870)
- 40.9 Marshall Faulk, 1994 (1804-4413)
- 38.8 Lydell Mitchell, 1977 (1779-4588)
- 38.6 Lydell Mitchell, 1975 (1737-4498)

SACKS***(SINCE 1982)****MOST (CAREER)**

- 123.0 Robert Mathis, 2003-16
- 107.5 Dwight Freene, 2002-12
- 50.0 Duane Bickett, 1985-93
- 40.0 Donnell Thompson, 1981-91
- 37.0 Chad Bratzke, 1999-03

MOST (SEASON)

- 19.5 Robert Mathis, 2013
- 16.0 Dwight Freene, 2004
- 13.5 Dwight Freene, 2009
- 13.0 Dwight Freene, 2002
- 12.0 Chad Bratzke, 1999



Robert Mathis holds the franchise record for sacks and sacks in a season.

MOST (ROOKIE)

- 13.0 Dwight Freene, 2002
- 11.0 Vernon Maxwell, 1983
- 6.5 Jonathan Newsome, 2014
- 6.0 Duane Bickett, 1985
- 5.0 Jon Hand, 1986

MOST (GAME)

- 4.5 Johnnie Cooks at LA Raid, Nov. 25, 1984
- 4.0 Chip Banks vs. Cle, Sept. 6, 1992
- 4.0 Duane Bickett at NYJ, Nov. 1, 1987
- 3.5 Duane Bickett at N.E., Dec. 6, 1992
- 3.0 (20 times) Last: Robert Mathis at Jax, Sept. 29, 2013

MOST (ROOKIE-GAME)

- 3.0 Vernon Maxwell vs. Den, Sept. 11, 1983
- 2.0 (11 times) Last: T.Y. McGill at Mia, Dec. 27, 2015

MOST GAMES SACKS (CAREER)

- 94 Robert Mathis, 2003-16
- 81 Dwight Freene, 2002-12
- 38 Duane Bickett, 1985-93
- 37 Donnell Thompson, 1982-91
- 32 Jon Hand, 1986-93

MOST GAMES SACKS (SEASON)

- 12 Robert Mathis, 2013
- 11 Dwight Freene, 2009
- 11 Robert Mathis, 2005
- 10 Dwight Freene, 2002
- 9 Dwight Freene, 2004
- 9 Dwight Freene, 2005
- 9 Robert Mathis, 2010
- 9 Erik Walden, 2016

MOST GAMES MULTI-SACKS (CAREER)

- 29 Robert Mathis, 2003-16
- 25 Dwight Freene, 2002-12
- 10 Duane Bickett, 1986-93
- 10 Chad Bratzke, 1999-01

MOST GAMES MULTI-SACKS (SEASON)

- 7 Robert Mathis, 2013
- 5 Chad Bratzke, 1999
- 5 Dwight Freene, 2004

MOST GAMES MULTI-SACKS (SEASON)

- cont...
- 4 Robert Mathis, 2006
- 4 Robert Mathis, 2008

INTERCEPTIONS**MOST (CAREER)**

- 57 Bobby Boyd, 1960-68
- 37 Don Shinnick, 1957-68
- 35 Eugene Daniel, 1984-96
- 34 Jerry Logan, 1963-72
- 32 Andy Nelson, 1957-63



Bobby Boyd's 57 interceptions are the most in Colts history.

MOST (SEASON)

- 11 Tom Keane, 1953
- 10 Milt Davis, 1957
- 10 Lyle Blackwood, 1977
- 9 Bobby Boyd, 1964
- 9 Bobby Boyd, 1965

MOST (ROOKIE)

- 10 Milt Davis, 1957
- 8 Ray Brown, 1958
- 7 Bobby Boyd, 1960
- 6 Rick Volk, 1967
- 6 Eugene Daniel, 1984

MOST (GAME)

- 3 Bert Rechichar vs. Chi, Sept. 27, 1953
- 3 Tom Keane at Phil, Nov. 15, 1953
- 3 Tom Keane at LA Rams, Dec. 4, 1954
- 3 Gary Glick at Was, Nov. 26, 1961
- 3 Jerry Logan at NYJ, Oct. 18, 1970
- 3 Jackie Wallace at N.E., Sept. 12, 1976
- 3 Lyle Blackwood vs. NYJ, Nov. 20, 1977
- 3 Eugene Daniel vs. G.B., Oct. 27, 1985
- 3 Leonard Coleman vs. N.O., Oct. 12, 1986
- 3 Mike Prior vs. Pho, Dec. 20, 1992

MOST (ROOKIE-GAME)

- 2 (15 times) Most: Milt Davis (3)/Ray Brown (3)/Bobby Boyd (2)/Last: Clint Session at S.D., Nov. 11, 2007



ADMINISTRATION

COACHING STAFF

FOOTBALL OPERATIONS

BUSINESS OPERATIONS

PLAYERS

2016 SEASON IN REVIEW

COLTS HISTORY

RECORDS

COLTS IN THE COMMUNITY

MOST GAMES INTERCEPTIONS (CAREER)

48	Bobby Boyd, 1960-68
31	Jerry Logan, 1963-72
31	Eugene Daniel, 1984-96
29	Rick Volk, 1967-75
28	Don Shinnick, 1957-68

MOST GAMES INTERCEPTIONS (SEASON)

8	Bobby Boyd, 1964
7	Tom Keane, 1953
7	Milt Davis, 1957
7	Bobby Boyd, 1962, 65
7	Ray Buchanan, 1994

MOST GAMES INTERCEPTIONS (ROOKIE)

7	Milt Davis, 1957
6	Eugene Daniel, 1984
5	Ray Brown, 1958
5	Bobby Boyd, 1960
5	Rick Volk, 1967

MOST CONSC. GAMES INTERCEPTIONS (CAREER)

5	Ray Buchanan, G10-14, 1994
4	Carl Taseff, G8-11, 1958
4	Don Shinnick, G11-12-1959/G12-1960
4	Charlie Stukes, G2-5, 1971

MOST CONSC. GAMES INTERCEPTIONS (ROOKIE)

3	Milt Davis, G1-3, 1957
3	Don Shinnick, G1-3, 1957
3	Eugene Daniel, G13-15, 1984

MOST GAMES 2+ INTERCEPTIONS (CAREER)

9	Bobby Boyd, 1960-68
9	Don Shinnick, 1957-68
6	Milt Davis, 1957-60
6	Andy Nelson, 1957-63
5	Stan White, 1972-79

MOST GAMES 2+ INTERCEPTIONS (ROOKIE)

3	Milt Davis, 1957
3	Ray Brown, 1958
2	Bobby Boyd, 1960
1	Braziel/Daniel/Eggers/Jones/Nelson/Session/Volk

MOST YARDS RETURNED (CAREER)

994	Bobby Boyd, 1960-68
518	Rick Volk, 1967-75
423	Eugene Daniel, 1984-96
410	Milt Davis, 1957-60
397	Jerry Logan, 1963-72

MOST YARDS RETURNED (SEASON)

225	Keith Taylor, 1989
221	Ray Buchanan, 1994
219	Milt Davis, 1957
199	Andy Nelson, 1958

MOST YARDS RETURNED (SEASON)

cont...	
185	Bobby Boyd, 1964

MOST YARDS RETURNED (ROOKIE)

219	Milt Davis, 1957
149	Ray Brown, 1958
145	Rick Volk, 1967
132	Bobby Boyd, 1960
94	James Burroughs, 1982

MOST YARDS RETURNED (GAME) *ROOKIE

121	*Milt Davis at Chi, Nov. 17, 1957
116	Andy Nelson vs. G.B., Nov. 2, 1958
113	Ray Buchanan at N.E., Dec. 11, 1994
107	Kelvin Hayden vs. Cin, Dec. 7, 2008
97	Eugene Daniel vs. NYJ, Oct. 29, 1995

HIGHEST RETURN AVERAGE (CAREER-12 INT)

22.5	Jason Belser, 1992-00
22.2	Ray Buchanan, 1993-94
20.5	Gary Brackett, 2003-11
19.9	Bruce Laird, 1972-81
19.6	Lyle Blackwood, 1977-80

HIGHEST RETURN AVERAGE (SEASON-4 INT)

36.5	Lyle Blackwood, 1978
32.1	Keith Taylor, 1989
32.0	Gary Brackett, 2007
31.5	Jackie Wallace, 1975
30.3	Nick Harper, 2003

HIGHEST RETURN AVERAGE (ROOKIE-4 INT)

24.2	Rick Volk, 1967
21.9	Milt Davis, 1957
18.9	Bobby Boyd, 1960
18.6	Ray Brown, 1958

HIGHEST RETURN AVERAGE (GAME-2 INT) *ROOKIE

60.5	*Milt Davis at Chi, Nov. 17, 1957
58.0	Andy Nelson vs. G.B., Nov. 2, 1958
56.5	Ray Buchanan at N.E., Dec. 11, 1994
53.5	Kelvin Hayden vs. Cin, Dec. 7, 2008
47.5	Dwight Lowery at Ten., Sept. 27, 2015

LONGEST RETURN (*ROOKIE)

97t	Eugene Daniel vs. NYJ, Oct. 29, 1995
94t	*Rick Volk at Chi, Oct. 8, 1967
94t	*James Burroughs at Min, Dec. 12, 1982
90t	Rick Volk at S.F., Oct. 13, 1968
90t	*Steve Emtman at Mia, Oct. 25, 1992
90t	Ray Buchanan at N.E., Dec. 11, 1994

MOST TOUCHDOWNS (CAREER)

5	Jerry Logan, 1963-72
4	Bobby Boyd, 1960-68
3	Milt Davis, 1957-60
3	Andy Nelson, 1957-63
3	Ray Buchanan, 1993-94
3	Eugene Daniel, 1984-96
3	Jason Belser, 1992-00
3	Kelvin Hayden, 2005-10
3	Darius Butler, 2012-15

MOST TOUCHDOWNS (SEASON) *ROOKIE

3	Ray Buchanan, 1994
2	*Milt Davis, 1957
2	Jerry Logan, 1965, 70
2	Jackie Wallace, 1975
2	Lyle Blackwood, 1978
2	Jason Belser, 1996
2	Cato June, 2005
2	Kelvin Hayden, 2010
2	Darius Butler, 2012

CONSC. GAMES WITH TOUCHDOWNS

2	Ray Buchanan, G13-14, 1994
---	----------------------------

PUNTING**MOST (CAREER)**

985	Rohn Stark, 1982-94
838	David Lee, 1966-78
577	Hunter Smith, 1999-08
575	Pat McAfee, 2009-16
277	Chris Gardocki, 1995-98

MOST (SEASON)

99	Bucky Dilts, 1979
98	Rohn Stark, 1984
92	David Lee, 1978
91	Rohn Stark, 1983
88	Pat McAfee, 2011

MOST (ROOKIE)

72	Cotton Davidson, 1954
64	Pat McAfee, 2009
58	Hunter Smith, 1999
54	Ray Brown, 1958
51	Dave Sherer, 1959

MOST (GAME)

12	Chris Gardocki at Buf, Oct. 6, 1996
11	Cotton Davidson at Chi, Oct. 10, 1954
11	Joe Don Looney at S.F., Nov. 29, 1964
11	David Lee at Mia, Nov. 11, 1973
11	David Lee at N.E., Oct. 19, 1975

MOST (ROOKIE-GAME)

11	Cotton Davidson at Chi, Oct. 10, 1954
11	Joe Don Looney at S.F., Nov. 29, 1964
9	Ray Brown at Chi, Nov. 16, 1958
9	David Lee vs. LA Rams, Nov. 27, 1966

MOST PUNT YARDS (CAREER)

43162	Rohn Stark, 1982-94
34019	David Lee, 1966-78
26669	Pat McAfee, 2009-16
25040	Hunter Smith, 1999-08
12403	Chris Gardocki, 1995-98

MOST PUNT YARDS (SEASON)

4383	Rohn Stark, 1984
4124	Rohn Stark, 1983
4098	Pat McAfee, 2011
4052	Pat McAfee, 2015
3716	Rohn Stark, 1992

MOST PUNT YARDS (ROOKIE)

2837	Pat McAfee, 2009
2678	Cotton Davidson, 1954
2467	Hunter Smith, 1999
2233	David Lee, 1966
2132	Dave Sherer, 1959

MOST PUNT YARDS (GAME)

551	Chris Gardocki at Buf, Oct. 6, 1996
517	Pat McAfee vs. N.O., Oct. 25, 2015
462	Rohn Stark at Den, Dec. 11, 1983
456	Rohn Stark at N.E., Oct. 2, 1988
451	Pat McAfee vs. Atl, Nov. 6, 2011

MOST PUNT YARDS (GAME-ROOKIE)

445	Joe Don Looney at S.F., Nov. 29, 1964
425	Cotton Davison at Chi, Oct. 10, 1954
409	David Lee vs. LA Rams, Nov. 27, 1966
405	Ray Brown at Chi, Nov. 16, 1958
339	Pat McAfee vs. N.E., Nov. 15, 2009

HIGHEST AVERAGE (CAREER-75 MIN)

46.4	Pat McAfee, 2009-16
44.8	Chris Gardocki, 1995-98
43.8	Rohn Stark, 1982-94
43.4	Hunter Smith, 1999-08
41.4	Tom Gilburg, 1961-65



Pat McAfee holds team records for the highest career punting average and highest average in a season.

HIGHEST AVERAGE (SEASON-32 MIN)

49.3	Pat McAfee, 2016
48.2	Pat McAfee, 2012
47.7	Pat McAfee, 2015
46.7	Pat McAfee, 2014
46.6	Pat McAfee, 2011

HIGHEST AVERAGE (ROOKIE-32 MIN)

45.6	David Lee, 1966
44.4	Rohn Stark, 1982 (9-game season)
44.3	Pat McAfee, 2009
43.0	Tom Gilburg, 1961
42.5	Hunter Smith, 1999

**HIGHEST AVERAGE (GAME-3 MIN)
*ROOKIE**

57.7	Hunter Smith at Hou, Sept. 23, 2007
56.7	Pat McAfee vs. N.E., Nov. 16, 2014
56.5	Hunter Smith at K.C., Sept. 3, 2000
56.3	*David Lee vs. S.F., Sept. 25, 1966
56.2	Rohn Stark vs. Den, Oct. 13, 1985

40.0+ GAMES (CAREER-3 PUNT MIN)

143	Rohn Stark, 1982-94
105	Pat McAfee, 2009-16
96	David Lee, 1966-78
89	Hunter Smith, 1999-08
46	Chris Gardocki, 1995-98

40.0+ GAMES (SEASON-3 PUNT MIN)

16	Pat McAfee, 2011
16	Pat McAfee, 2015
15	Chris Gardocki, 1998
14	Rohn Stark, 1983
14	Pat McAfee, 2012
14	Pat McAfee, 2014

50.0+ GAMES (CAREER-3 PUNT MIN)

23	Pat McAfee, 2009-16
15	Rohn Stark, 1982-94
14	Hunter Smith, 1999-08
6	David Lee, 1966-78
4	Chris Gardocki, 1995-98

50.0+ GAMES (SEASON-3 PUNT MIN)

5	Pat McAfee, 2012
5	Pat McAfee, 2016
4	Pat McAfee, 2011
4	Pat McAfee, 2015
4	Pat McAfee, 2016

PUNTS BLOCKED (CAREER)

11	David Lee, 1966-78
7	Rohn Stark, 1982-94
5	Hunter Smith, 1999-08
4	Pat McAfee, 2009-16
2	Bragg/Dilts

PUNTS BLOCKED (SEASON)

2	David Lee (3), 1973, 77, 78
2	Bucky Dilts, 1979
2	Mike Bragg, 1980

PUNTS BLOCKED (SEASON) cont...

2	Rohn Stark (2), 1985, 87
2	Hunter Smith, 1999

PUNTS BLOCKED (GAME)

2	David Lee at Mia, Nov. 11, 1973
---	---------------------------------

MOST TOUCHBACKS (CAREER)

111	Rohn Stark, 1982-94
79	David Lee, 1966-78
61	Hunter Smith, 1999-08
49	Pat McAfee, 2009-16
25	Chris Gardocki, 1995-98

MOST TOUCHBACKS (SEASON)

14	Rohn Stark, 1985
13	Rohn Stark, 1993
12	David Lee, 1967
12	Rohn Stark, 1982
12	Hunter Smith, 2001

MOST TOUCHBACKS (ROOKIE)

12	Rohn Stark, 1982
8	Hunter Smith, 1999
6	Pat McAfee, 2009
4	Brown/Sherer

MOST TOUCHBACKS (GAME)

4	Rohn Stark at Buf, Oct. 20, 1985
4	Rohn Stark vs. Mia, Nov. 6, 1993
4	Rohn Stark at T.B., Sept. 11, 1994

MOST INSIDE 20 (CAREER, SINCE 1976)

224	Rohn Stark, 1982-94
193	Hunter Smith, 1999-08
193	Pat McAfee, 2009-16
80	Chris Gardocki, 1995-98
57	David Lee, 1966-78

MOST INSIDE 20 (SEASON)

30	Pat McAfee, 2014
28	Pat McAfee, 2015
27	Pat McAfee, 2013
26	Hunter Smith, 2002
26	Pat McAfee, 2012

MOST INSIDE 20 (GAME)

6	Pat McAfee vs. Den, Oct. 20, 2013
5	David Lee at St.L., Dec. 4, 1976
5	Rohn Stark at N.E., Nov. 11, 1990
5	Pat McAfee vs. Hou, Dec. 20, 2015

LONGEST PUNTS

76	David Lee at NYG, Oct. 17, 1971
74	Pat McAfee vs. Chi, Oct. 9, 2016
72	Rohn Stark at Mia, Sept. 23, 1984
72	Chris Gardocki at S.D., Oct. 27, 1997
72	Pat McAfee at Den, Sept. 18, 2016

LONGEST PUNTS (ROOKIE)

64	Joe Don Looney at Det, Oct. 25, 1964
64	David Lee vs. S.F., Sept. 25, 1966



ADMINISTRATION

COACHING
STAFFFOOTBALL
OPERATIONSBUSINESS
OPERATIONS

PLAYERS

2016 SEASON
IN REVIEW

COLTS HISTORY

RECORDS

COLTS IN THE
COMMUNITY**LONGEST PUNTS (ROOKIE) cont...**

- 64 David Lee at LA Rams,
Oct. 30, 1966
- 62 Joe Don Looney at LA Rams,
Nov. 22, 1964
- 61 Tom Gilburg vs. LA Rams,
Sept. 17, 1961
- 61 Hunter Smith vs. Was.,
Dec. 19, 1999

PUNT RETURNS MOST (CAREER)

- 155 Clarence Verdin, 1988-93
- 119 Terrence Wilkins, 1999-01, 03, 06
- 112 Carl Taseff, 1953-61
- 109 Howard Stevens, 1975-77
- 108 Alvin Haymond, 1964-67

MOST (SEASON) *ROOKIE

- 44 *Nesby Glasgow, 1979
- 42 *Dewell Brewer, 1994
- 41 Alvin Haymond, 1965
- 41 *Terrence Wilkins, 1999
- 40 Alvin Haymond, 1966
- 40 Robbie Martin, 1985

MOST (GAME)

- 9 Nesby Glasgow at K.C.,
Sept. 2, 1979
- 8 Howard Stevens vs. T.B.,
Oct. 3, 1976
- 7 Alvin Haymond vs. Det.,
Oct. 10, 1965
- 7 Alvin Haymond vs. LA Rams,
Nov. 27, 1966
- 7 Larry Anderson vs. Den.,
Sept. 11, 1983
- 7 Robbie Martin at S.F., Oct. 5, 1986

MOST (ROOKIE-GAME)

- 9 Nesby Glasgow at K.C.,
Sept. 2, 1979
- 6 Bruce Laird vs. Buf, Dec. 3, 1972

MOST YARDAGE (CAREER)

- 1537 Clarence Verdin, 1988-93
- 1065 Terrence Wilkins, 1999-01, 03, 06
- 1012 Howard Stevens, 1975-77
- 911 Alvin Haymond, 1964-67
- 826 Carl Taseff, 1953-61

MOST YARDAGE (SEASON) *ROOKIE

- 443 Robbie Martin, 1985
- 403 Alvin Haymond, 1965
- 396 Howard Stevens, 1975
- 396 Clarence Verdin, 1990
- 388 *Terrence Wilkins, 1999

MOST YARDS (GAME)

- 148 Carl Taseff at GBM, Oct. 14, 1956
- 141 Ray Buchanan vs. S.D.,
Nov. 3, 1996
- 124 Clarence Verdin at N.E.,
Nov. 11, 1990
- 111 T.Y. Hilton, vs. Buf, Nov. 25, 2012
- 110 Ron Gardin vs. Mia, Nov. 1, 1970

MOST YARDS (GAME-ROOKIE)

- 111 T.Y. Hilton vs. Buf, Nov. 25, 2012
- 110 Ron Gardin vs. Mia, Nov. 1, 1970
- 107 Dewell Brewer vs. Mia,
Dec. 18, 1994
- 102 Marvin Harrison at NYJ,
Sept. 8, 1996
- 87 Leonard Dunlap vs. NYJ,
Sept. 19, 1971

HIGHEST AVERAGE (CAREER-30 MIN)

- 13.5 Ron Gardin, 1970-71
- 10.1 T.Y. Hilton, 2012-16
- 9.9 Clarence Verdin, 1988-93
- 9.7 Robbie Martin, 1985-86
- 9.3 Howard Stevens, 1975-77

HIGHEST AVERAGE (SEASON-14 MIN)

- 13.1 T.J. Rushing, 2007
- 12.9 Clarence Verdin, 1989
- 12.8 Clarence Verdin, 1990
- 12.6 Wendell Harris, 1964
- 11.8 Ron Gardin, 1970

HIGHEST AVERAGE (ROOKIE-14 MIN)

- 11.8 Ron Gardin, 1970
- 11.5 T.Y. Hilton, 2012
- 10.0 Jerry Logan, 1963
- 9.8 Marvin Harrison, 1996
- 9.5 Terrence Wilkins, 1999

HIGHEST AVERAGE (GAME-2 MIN)***ROOKIE**

- 47.0 T.J. Rushing at Oak, Dec. 16, 2007
- 37.5 Ron Gardin vs. NYJ, Sept. 19, 1971
- 37.0 Carl Taseff at GBM, Oct. 14, 1956
- 36.7 *Ron Gardin vs. Mia, Nov. 1, 1970
- 32.3 Clarence Verdin at Mia,
Oct. 25, 1992

MOST FAIR CATCHES (CAREER)

- 55 Rick Volk, 1967-75
- 54 Clarence Verdin, 1988-93
- 53 Troy Walters, 2002-05
- 47 Terrence Wilkins, 1999-01, 03, 06
- 42 Griff Whalen, 2013-15

MOST FAIR CATCHES (SEASON)***ROOKIE**

- 25 Troy Walters, 2005
- 22 T.J. Rushing, 2009
- 20 *Ron Gardin, 1970
- 20 Rick Volk, 1971
- 18 *T.Y. Hilton, 2012
- 18 Griff Whalen, 2015

MOST FAIR CATCHES (GAME)***ROOKIE**

- 6 Griff Whalen vs. Cin, Oct. 19, 2014
- 6 Griff Whalen vs. Jax, Oct. 5, 2015
- 5 *T.Y. Hilton vs. G.B., Oct. 7, 2012
- 4 Timmy Brown at NYG, Nov. 2, 1968
- 4 *Ron Gardin at Mia, Nov. 22, 1970
- 4 *Marvin Harrison at Buf,
Oct. 6, 1996

MOST FAIR CATCHES (GAME)***ROOKIE cont...**

- 4 *Brad Pyatt vs. Hou, Oct. 26, 2003
- 4 Griff Whalen at Ten,
Sept. 27, 2015

LONGEST RETURN (*ROOKIE)

- 90t Carl Taseff at GBM, Oct. 14, 1956
- 90t T.J. Rushing at Oak, Dec. 16, 2007
- 84t Clarence Verdin at Mia,
Oct. 25, 1992
- 82t Ray Buchanan vs. S.D.,
Nov. 3, 1996
- 82t Terrence Wilkins vs. Jax,
Sept. 24, 2006

MOST TOUCHDOWNS (CAREER)

- 4 Clarence Verdin, 1988-93
- 3 Terrence Wilkins, 1999-01, 03, 06
- 2 Carl Taseff, 1953-62
- 1 Brewer/Gardin/Glasgow/Hilton/
Logan/Martin/Rushing

MOST TOUCHDOWNS (SEASON)

- 2 Clarence Verdin, 1992

KICKOFF RETURNS MOST (CAREER)

- 176 Terrence Wilkins, 1999-01, 03, 06
- 169 Clarence Verdin, 1988-93
- 153 Aaron Bailey, 1994-98
- 148 Albert Bentley, 1985-91
- 137 Bruce Laird, 1972-81

MOST (SEASON)

- 55 Aaron Bailey, 1997
- 53 Troy Walters, 2002
- 52 Terrence Wilkins, 2006
- 51 Terrence Wilkins, 1999
- 50 Nesby Glasgow, 1979
- 50 Clarence Verdin, 1993

MOST (ROOKIE)

- 51 Terrence Wilkins, 1999
- 50 Nesby Glasgow, 1979
- 31 Joe Lefeged, 2011
- 29 Bruce Laird, 1972
- 22 Pierre Garcon, 2008

MOST (GAME)

- 9 Brandon James vs. S.D.,
Nov. 28, 2010
- 8 Aaron Bailey at S.D., Oct. 26, 1997
- 8 Terrence Wilkins at Balt,
Dec. 2, 2001
- 8 Dominic Rhodes at K.C.,
Oct. 31, 2004
- 7 Nesby Glasgow at N.E.,
Nov. 18, 1979
- 7 Albert Bentley at NYJ,
Dec. 10, 1988
- 7 Mark Stock vs. S.D.,
Nov. 3, 1996
- 7 Nate Jacquet at Min,
Dec. 21, 1997

MOST (GAME) cont...

- 7 Troy Walters vs. NYG, Dec. 22, 2002
- 7 Dominic Rhodes vs. S.D., Dec. 18, 2005

MOST (ROOKIE-GAME)

- 9 Brandon James vs. S.D., Nov. 28, 2010
- 7 Nesby Glasgow at N.E., Nov. 18, 1979
- 7 Nate Jacquet at Min, Dec. 21, 1997
- 6 Bruce Laird vs. NYJ, Sept. 24, 1972
- 6 Nesby Glasgow vs. N.E., Oct. 28, 1979
- 6 Stacey Simmons at Phi, Sept. 30, 1990
- 6 Dominic Rhodes at K.C., Oct. 25, 2001
- 6 Pierre Garcon at Ten, Oct. 27, 2008

MOST YARDAGE (CAREER)

- 4017 Terrence Wilkins, 1999-01, 03, 06
- 3501 Aaron Bailey, 1994-98
- 3420 Clarence Verdin, 1988-93
- 3406 Bruce Laird, 1972-81
- 3175 Albert Bentley, 1985-91

MOST YARDAGE (SEASON)

- 1272 Terrence Wilkins, 2006
- 1206 Aaron Bailey, 1997
- 1188 Dominic Rhodes, 2004
- 1150 Troy Walters, 2002
- 1134 Terrence Wilkins, 1999

MOST YARDAGE (ROOKIE)

- 1134 Terrence Wilkins, 1999
- 1126 Nesby Glasgow, 1979
- 843 Bruce Laird, 1972
- 578 Joe Lefeged, 2011
- 570 Quan Bray, 2015

MOST YARDAGE (GAME)

- 236 Dominic Rhodes vs. S.D., Dec. 26, 2004
- 213 Aaron Bailey vs. Sea, Sept. 14, 1997
- 199 Aaron Bailey at Cin, Dec. 22, 1996
- 195 Alvin Haymond vs. Phi, Nov. 21, 1965
- 188 Troy Walters vs. NYG, ec. 22, 2002

MOST YARDAGE (GAME-ROOKIE)

- 181 Bruce Laird vs. NYJ, Sept. 24, 1972
- 177 Brad Pyatt at T.B., Oct. 6, 2003
- 155 Lenny Lyles vs. Was, Oct. 26, 1958
- 153 Terrence Wilkins vs. Mia, Oct. 10, 1999
- 150 Pierre Garcon at Ten, Oct. 27, 2008
- 150 Brandon James vs. S.D., Nov. 28, 2010

HIGHEST AVERAGE (CAREER-30 MIN)

- 32.6 Jim Duncan, 1969-71
- 27.9 Johnny Sample, 1958-60
- 27.5 Buddy Young, 1953-55
- 27.4 Lenny Lyles, 1958, 61-69
- 26.8 Preston Pearson, 1967-68

HIGHEST AVERAGE (SEASON-14 MIN)

- 35.4 Jim Duncan, 1970
- 35.1 Preston Pearson, 1968
- 32.0 Josh Cribbs, 2014
- 30.7 Alvin Haymond, 1965
- 29.9 Jordan Todman, 2016

HIGHEST AVERAGE (ROOKIE-14 MIN)

- 29.1 Bruce Laird, 1972
- 28.6 Brad Pyatt, 2003
- 27.1 Quan Bray, 2015
- 25.4 Dominic Rhodes, 2001
- 25.2 Bake Turner, 1962

HIGHEST AVERAGE (GAME-2 MIN)

- 80.0 Jordan Todman at GB, Nov. 6, 2016
- 66.0 Aaron Bailey at Jax, Dec. 10, 1995
- 63.5 Preston Pearson at S.F., Oct. 13, 1968
- 62.0 Cotton Speyrer vs. Buf, Nov. 25, 1973
- 59.5 Johnny Sample vs. Chi, Oct. 2, 1960

LONGEST RETURNS

- 104t Buddy Young at Phi, Nov. 15, 1953
- 103t Lenny Lyles vs. Chi, Oct. 4, 1958
- 102t Preston Pearson at Det, Nov. 10, 1968
- 101t Lenny Lyles vs. Was, Oct. 26, 1958
- 101t Cotton Speyrer vs. Buf, Nov. 25, 1973
- 101t Deji Karim vs. Hou, Dec. 30, 2012

MOST TOUCHDOWNS (CAREER)

- 2 Lenny Lyles, 1958, 61-69
- 2 Preston Pearson, 1967-68
- 2 Jim Duncan, 1969-71
- 2 Aaron Bailey, 1994-97
- 2 Dominic Rhodes, 2001-06, 08, 10

MOST TOUCHDOWNS (SEASON)

- 2 Lenny Lyles, 1958
- 2 Preston Pearson, 1968

TOUCHDOWNS ON OPENING KICKOFF COLTS

- 104 Buddy Young at Phi, Nov. 11, 1953
- 99 Jordan Todman at GB, Nov. 6, 2016
- 96 Preston Pearson at S.F., Oct. 13, 1968
- 95 Ronald Humphrey at Pit, Sept. 18, 1994
- 95 Aaron Bailey at Jax, Dec. 10, 1995

OPPONENTS

- 99 Allen Carter vs. N.E., Dec. 21, 1975
- 99 Jacoby Ford at Oak, Dec. 26, 2010
- 95 Sammy Martin vs. N.E., Nov. 27, 1988
- 89 Darren Sproles at S.D., Nov. 11, 2007
- 84 Jerome Mathis at Hou, Sept. 23, 2007

LONGEST NON-SCORING RETURN

- Colts: 90 Kendall Williams at Cin, Oct. 2, 1983
- 90 Brad Pyatt at T.B., Oct. 6, 2003
- Opp: 96 Joe Arenas at S.F., Dec. 16, 1956

FUMBLES**MOST RECOVERIES (SEASON)**

- 6 Barney Poole, 1953
- 6 Stan White, 1973

MOST RECOVERIES (GAME)

- 2 (22 times) Last: Josh Mallard vs. Dal, Nov. 17, 2002

MOST CONSECUTIVE GAMES RECOVERIES

- 3 Fred Cook, G8-10, 1975
- 2 (41 times) Last: D'Qwell Jackson, G11-12, 2014

LONGEST FUMBLE RETURNS

- 95t Chukie Nwokorie at NYJ, Sept. 9, 2001
- 78t Quentin Coryatt at Pit, Sept. 18, 1994
- 75t Tony Bennett vs. Hou, Sept. 4, 1994
- 68t Gary Brackett at Hou, Oct. 5, 2008
- 64t Stan White vs. Buf, Dec. 12, 1976



ADMINISTRATION

COACHING
STAFFFOOTBALL
OPERATIONSBUSINESS
OPERATIONS

PLAYERS

2016 SEASON
IN REVIEW

COLTS HISTORY

RECORDS

COLTS IN THE
COMMUNITY

COLTS LARGEST COMEBACKS

Deficit	Date	Opponent	Trailed/Qtr.	Result
*28	1/4/14	Kansas City	10-38/3rd	W 45-44
21	11/9/75	@ Buffalo	7-28/2nd	W 42-35
21	9/10/95	@ N.Y. Jets	3-24/3rd	W 27-24 OT
21	10/8/95	@ Miami	3-24/3rd	W 27-24 OT
21	10/6/03	@ Tampa Bay	14-35/4th	W 38-35 OT
20	11/30/58	San Francisco	7-27/3rd	W 35-27
18	12/18/77	New England	3-21/3rd	W 30-24
18	10/9/77	Miami	10-28/2nd	W 45-28
18	9/15/96	@ Dallas	3-21/2nd	W 25-24
18	10/7/12	Green Bay	3-21/3rd	W 30-27
18	11/3/13	@ Houston	6-24/3rd	W 27-24
17	10/12/58	@ Green Bay	0-17/2nd	W 24-17
17	11/29/70	Chicago	0-17/2nd	W 21-20
17	12/27/92	@ Cincinnati	0-17/3rd	W 21-17
17	10/17/05	St. Louis	0-17/2nd	W 45-28
17	10/5/08	@ Houston	10-27/4th	W 31-27
17	11/15/09	New England	14-31/4th	W 35-34
17	11/29/09	@ Houston	0-17/2nd	W 35-27

*Postseason

COLTS LARGEST LEADS LOST

Lead	Date	Opponent	Ahead / Qtr.	Result
26	9/21/97	@ Buffalo	26-0/2nd	L 35-37
24	10/20/57	@ Detroit	27-3/3rd	L 27-31
21	10/27/57	Green Bay	21-0/4th	L 21-24
21	10/18/98	@ San Francisco	21-0/2nd	L 31-34
21	9/19/99	@ New England	28-7/2nd	L 28-31
21	9/10/00	Oakland	21-0/2nd	L 31-38
19	12/11/83	@ Denver	19-0/4th	L 19-21
17	9/9/79	Tampa Bay	17-0/2nd	L 26-29
17	10/9/88	@ Buffalo	17-0/2nd	L 23-34
17	10/9/11	Kansas City	24-7/2nd	L 24-28
14	10/1/78	Philadelphia	14-0/4th	L 14-17
14	12/8/91	@ New England	17-3/3rd	L 17-23 OT
14	9/18/94	@ Pittsburgh	14-0/2nd	L 21-31
14	10/23/94	Washington	17-3/2nd	L 27-41
14	11/29/98	@ Baltimore	24 -10/2nd	L 31-38
14	12/6/98	@ Atlanta	21-7/2nd	L 21-28
14	11/18/01	@ New Orleans	14-0/1st	L 20-34
14	12/3/06	@ Tennessee	14-0/2nd	L 17-20
14	10/16/16	@ Houston	23-9/4th	L 23-26 OT

TEAM RECORDS

WON-LOSS-TIE

MOST WINS (SEASON)

14	2005	11	1976
14	2009	11	2012
13	1968	11	2013
13	1999	11	2014
13	2007	10	1965
12	1964	10	1971
12	2003	10	1975
12	2004	10	1977
12	2006	10	2000
12	2008	10	2002
11	1967	10	2010
11	1970		

MOST CONSECUTIVE WINS

23	11/2/08 vs. N.E. to 12/17/09 at Jax
13	9/11/05 at Balt to 12/11/05 at Jax
11	9/20/64 at G.B. to 11/29/64 vs. S.F.
11	10/26/75 at NYJ to 9/19/76 vs. Cin
11	10/17/99 at NYJ to 12/26/99 at Cle

MOST CONSECUTIVE HOME WINS

13	10/12/08 vs. Balt to 12/13/09 vs. Den
12	1/1/06 vs. Ariz to 10/7/07 vs. T.B.
11	11/8/04 vs. Min to 12/4/05 vs. Ten

MOST CONSECUTIVE ROAD WINS

11	11/9/08 at Pit to 12/17/09 at Jax
7	9/23/68 at Atl to 12/15/68 at LA Rams
7	9/11/05 at Balt to 12/11/05 at Jax

MOST CONSECUTIVE GAMES WITHOUT LOSS

23	11/2/08 vs. N.E. to 12/17/09 at Jax
15	12/18/66 at S.F. to 12/10/67 vs. N.O.

MOST LOSSES (SEASON)

15	1991
----	------

MOST CONSECUTIVE LOSSES

14	9/13/81 vs. Buf to 12/13/81 at Was
----	------------------------------------

MOST CONSECUTIVE HOME LOSSES

9	9/22/74 vs. G.B. to 10/12/75 vs. Buf
---	--------------------------------------



Ken Dilger caught three touchdown passes as the Colts set the franchise record for points in a quarter (31) against Miami in 1997.

MOST CONSECUTIVE ROAD LOSSES

12	9/20/81 at Den to 12/26/82 at S.D.
----	------------------------------------

MOST TIED GAMES (SEASON)

2	1967
---	------

MOST CONSECUTIVE TIES

2	10/15/67 vs. LA Rams to 10/22/67 at Min
---	---

SCORING

COLTS (SEASON)

MOST		FEWEST	
522	2004	113	1982
458	2014	131	1954
450	2007	143	1991
447	2003	182	1953
439	2005	189	1993

OPP (SEASON)

MOST		FEWEST	
533	1981	140	1971
486	2001	144	1968
444	1998	198	1967
430	2011	203	1958
421	1978	221	1977
414	1984		

COLTS MOST (QUARTER)

31	vs. Mia 12/14/97
28	(7 times)
27	(3 times)
24	(7 times)
23	at Balt 12/9/07

OPP MOST (QUARTER)

28	vs. Cle 12/1/91
28	at St.L. 12/30/01
28	at Pit 10/26/14
27	at N.E. 11/18/79
25	vs. Mia 10/10/99

COLTS MOST (HALF)

45	vs. Den 10/31/88 (1)
42	vs. LA Rams 11/25/56 (2)
38	vs. GBM 10/13/57 (2)
37	at Balt 12/9/07 (1)

OPP MOST (HALF)

42	at Jax 12/13/15 (2)
38	at Chi 10/21/56 (2)
37	vs. Chi 11/25/62 (2)
37	at N.E. 11/23/80 (2)
35	vs. NYJ 11/3/85 (1)
35	at St.L. 12/30/01 (1)
35	at Pit 10/26/14 (1)

COLTS MOST (GAME)

58	vs. Buf 12/12/76
56	vs. LA Rams 11/25/56
56	vs. G.B. 11/2/58
55	vs. Den 10/31/88
55	at N.O. 9/28/03

OPP MOST (GAME)

62	at N.O. 10/23/11
59	at N.E. 11/18/12
58	at Chi 10/21/56
57	vs. Chi 11/25/62
52	at Min 9/28/69

LARGEST VICTORY MARGIN

56	vs. G.B. 11/2/58
52	vs. Chi 9/27/64
44	vs. Atl 12/1/68
43	at Buf 10/10/71
42	at Atl 11/12/67

LARGEST DEFEAT MARGIN

57	vs. Chi 11/25/62
55	at N.O. 10/23/11
48	vs. LA Rams 9/26/54
44	at Mia 11/11/73
43	at LA Rams 12/5/53

MOST POINTS BOTH TEAMS

89	vs. Chi 10/4/58
85	at Chi 10/21/56
85	at Pit 10/26/14
83	at N.E. 11/18/12
82	at Cin 11/20/05

FEWEST POINTS BOTH TEAMS

6	vs. Buf 12/1/74
6	vs. NYJ 10/11/87
6	at N.E. 12/6/92
9	vs. NYJ 10/11/92

MOST SHUTOUTS (SEASON)

COLTS:	3 1968/1971
OPP:	3 1972

MOST CONSC. SHUTOUTS (OPP)

2	(9/4 - 9/10/78)
2	(11/21 - 11/28/82)
2	(11/1 - 11/8/92)

COLTS MOST CONSC. GAMES SCORING

369	1/2/94 to present
104	10/24/54 to 11/18/62
90	12/12/65 to 10/8/72
61	11/27/83 to 11/15/87
55	11/29/87 to 9/8/91

OPP MOST CONSC. GAMES SCORING

176	12/21/97 to 12/18/08
161	11/1/76 to 10/4/87
86	9/13/09 to 10/9/14
81	12/13/92 to 12/7/97
68	10/31/88 to 11/29/92

TOUCHDOWNS

COLTS (SEASON)

MOST		FEWEST	
66	2004	12	1982
54	1964/07	14	1954
53	1958/14	14	1991
53	2005/09	16	1993
52	1975	22	1974

ADMINISTRATION

COACHING STAFF

FOOTBALL OPERATIONS

BUSINESS OPERATIONS

PLAYERS

2016 SEASON IN REVIEW

COLTS HISTORY

RECORDS

COLTS IN THE COMMUNITY



ADMINISTRATION

COACHING STAFF

FOOTBALL OPERATIONS

BUSINESS OPERATIONS

PLAYERS

2016 SEASON IN REVIEW

COLTS HISTORY

RECORDS

COLTS IN THE COMMUNITY

OPP (SEASON)

MOST	FEWEST
68 1981	16 1968
57 2001	18 1971
54 1978	21 1967
52 1998	25 1966
50 1984	25 1970

COLTS MOST (GAME)

8 vs. LA Rams 11/25/56
8 vs. G.B. 11/2/58
7 (10 times)
6 (27 times)

OPP MOST (GAME)

8 at Chi 10/21/56
8 vs. Chi 11/25/62
8 at N.O. 10/23/11
8 at N.E. 11/18/12
7 at Min 9/28/69
7 at Pit 10/26/14
7 at Jax 12/13/15

COLTS RUSH TDS (SEASON)

MOST	FEWEST
29 1964	3 1991
28 1975	4 1954
26 1976	4 1982
24 1958	4 1993
23 1971/88	6 2015

OPP RUSH TDS (SEASON)

MOST	FEWEST
30 1981	5 1967
23 1991	6 1968
21 1953	6 1970
21 1954	6 1987
21 1978	7 1966

COLTS MOST RUSHING (GAME)

5 at Det 10/19/58
5 vs. Was 11/2/69
5 vs. Hou 11/1/76
5 vs. Buf 10/6/85
5 vs. Den 10/31/88

OPP MOST RUSHING (GAME)

5 vs. Cle 11/1/59
5 vs. Oak 9/10/00

COLTS PASS TDS (SEASON)

MOST	FEWEST
51 2004	6 1982
42 2014	9 1954
34 2009	9 1974
33 1959/00/10	10 (3 times)
32 2007/16	

OPP PASS TDS (SEASON)

MOST	FEWEST
37 1981	6 2008
31 1983	8 1960
31 1984	9 1958
30 2001	9 1968
29 1978/15	9 1971

COLTS MOST PASSING (GAME)

6 at N.O. 9/28/03
6 at Det. 11/25/04
5 vs. G.B. 11/2/58
5 at Dal 10/30/60
5 vs. Min 12/16/62
5 at Min 11/14/65
5 vs. Det 10/16/66
5 vs. Buf 10/4/87
5 vs. Atl 12/14/03
5 vs. G.B. 9/26/04
5 at K.C. 10/31/04
5 vs. Hou 11/14/04
5 vs. Was 11/30/14

OPP MOST PASSING (GAME)

7 at Min 9/28/69
6 vs. NYJ 9/24/72
6 at Pit 10/26/14
6 at Chi 10/21/56
5 at S.D. 12/26/82
5 at Pit 9/8/85
5 at N.O. 10/23/11
5 at Dal 12/21/14

MOST RETURN TDS (SEASON)

COLTS	OPP
7 1994	8 1973
6 1968/70	7 2001
5 (12 times)	6 1977/80/10
4 (5 times)	5 (6 times)
	4 (13 times)

MOST DEFENSIVE TDS (SEASON)

COLTS	OPP
5 1975/94/15	6 1973/2001
4 (11 times)	5 2014
3 (8 times)	4 (9 times)
	3 (9 times)

MOST KICK RETURN TDS (SEASON)

COLTS	OPP
3 1970/89	4 2007
2 (10 times)	3 1977/79/06
	2 (9 times)

POINTS AFTER TOUCHDOWNS

COLTS (SEASON)

MOST	FEWEST
64 2004	11 1982
53 1964	12 1954
52 2005	14 1991
51 1975/10	15 1993
50 2009/14	21 1997

COLTS (GAME)

8 vs. LA 11/25/56
8 vs. G.B. 11/2/58

OPP (SEASON)

MOST	FEWEST
65 1981	15 1968
53 1978	17 1971
52 2001	21 1967
49 2011	24 2005
47 1984	25 66/70/08

OPP (GAME)

8 at N.O. 10/23/11
8 at N.E. 11/18/12
7 at Chi 10/21/56
7 at Min 9/28/69
7 at Pit 10/26/14

FIELD GOALS

COLTS (SEASON)

MOST	FEWEST
37 2003	3 1956
36 1996	5 1958
35 2013	6 1959
34 1999	7 1953
32 1997	7 1957

OPP (SEASON)

MOST	FEWEST
34 2016	5 1971
33 2008	6 1958
32 1989	6 1975
32 1990	8 1956
31 2010	9 (3 times)



Running back Lenny Moore led the NFL with 16 rushing touchdowns in 1964 as the Colts set a team record with 29 that season.

COLTS MOST (GAME)

5	at LA Rams 12/4/54
5	vs. S.F. 9/25/66
5	at Phi 10/30/83
5	vs. Mia 9/25/88
5	at Buf 9/21/97
5	vs. Den 1/6/02
5	vs. Balt 10/13/02
5	at Ten 12/7/03
5	vs. Ten 12/1/13
5	vs. Chi 10/9/16

OPP MOST (GAME)

5	at Was 11/18/73
5	at N.E. 12/3/89
5	vs. Cin 9/3/95
5	at S.D. 10/26/97
5	vs. NYJ 12/23/01
5	vs. Mia 12/31/06
5	at Min 9/14/08
5	at Balt 11/22/09
5	vs. S.D. 11/28/10
5	vs. Hou 12/11/16

COLTS MOST ATT (SEASON)

41	1997
40	1996/2013
39	1961/63/66/72
38	1999
37	1967

OPP MOST ATT (SEASON)

43	1989/90
40	2016
38	1995/08
37	1998
36	2001/09/10

COLTS FEWEST ATT (SEASON)

14	1958
16	1956
17	1978

OPP FEWEST ATT (SEASON)

10	1975
14	1955
16	1953
17	1958

COLTS MOST ATT (GAME)

7	at LA Rams 12/4/54
---	--------------------

OPP MOST ATT (GAME)

7	at N.E. 12/3/89
6	at NYJ 11/29/81
6	at Buf 9/9/90
6	at S.D. 10/26/97
6	vs. NYJ 12/23/01
6	at Min 9/14/08
6	at Balt 11/22/09

TOTAL FIRST DOWNS**COLTS (SEASON)**

MOST		FEWEST	
379	2004	152	1982
376	2006	157	1953
371	2014	169	1954
366	2010	206	1955
363	2005	216	1956

OPP (SEASON)

MOST		FEWEST	
406	1981	166	1971
353	2016	188	1958
343	1984/2011	195	1959
341	1998	195	1960
338	1980	197	1982

COLTS MOST (GAME)

34	vs. Hou 9/17/06
33	vs. NYJ 12/15/74
33	vs. Hou 12/23/07
32	at Mia 11/15/87

OPP MOST (GAME)

36	at S.F. 10/18/98
36	at N.O. 10/23/11
34	at Min 9/28/69
34	at Phi 11/15/81
34	at Pit 10/26/14

COLTS FEWEST (GAME)

4	at Mia 11/11/73
5	at N.E. 11/11/90
6	at LA Rams 12/5/53
6	vs. Det 11/6/54

OPP FEWEST (GAME)

3	vs. S.F. 11/22/59
4	at Buf 10/10/71
5	vs. S.F. 10/13/63
5	vs. St.L. 9/17/72

MOST BOTH TEAMS

60	at Pit 10/26/14
57	vs. NYJ 12/15/74
56	at K.C. 10/31/04
55	at Hou 11/29/09
54	at Mia 11/15/87

FEWEST BOTH TEAMS

19	at Buf 12/1/74
19	at N.E. 11/11/90
21	at Mia 11/11/73

RUSHING**COLTS (SEASON)**

MOST		FEWEST	
153	1988	55	1991
146	1983	62	1982
133	1976	64	1960
131	1975	66	1954
131	1985	69	2009/11

OPP (SEASON)

MOST		FEWEST	
162	1981	60	1971
153	1978	65	1959
151	1993	69	1957
150	2006	70	1958
140	1980/91	70	1969

COLTS MOST (GAME)

18	at Det 10/19/58
18	vs. S.F. 11/22/59
18	vs. Buf 10/6/85
18	vs. Den 9/30/07

OPP MOST (GAME)

19	vs. Mia 10/29/72
19	vs. Dal 12/6/81
18	at G.B. 10/18/53

COLTS FEWEST (GAME)

0	vs. LA Rams 11/27/66
0	at N.E. 11/11/90
0	vs. Phi 12/19/93
0	vs. Ariz 1/1/06
0	vs. S.D. 11/28/10
0	vs. St.L. 11/10/13
0	at Dal 12/21/14
0	at Pit 12/6/15

OPP FEWEST (GAME)

0	vs. Chi 10/5/57
0	vs. S.F. 10/13/63
0	at Buf 10/10/71
0	at T.B. 9/11/94
0	at Ariz 9/27/09
0	at Min 12/18/16

PASSING**COLTS (SEASON)**

MOST		FEWEST	
253	2010	66	1953
251	2014	79	1963
241	2006/09	80	1982
238	2004	90	1954
236	2014	92	1955

OPP (SEASON)

MOST		FEWEST	
225	2016	89	1982
214	1981	95	1953
210	2015	95	1971
209	2004	98	1955
203	2009	98	1960

COLTS MOST (GAME)

23	at Jax 10/3/10
22	vs. NYJ 12/15/74
22	at N.E. 11/21/10
22	vs. Mia 11/4/12
22	at Jax 9/21/14

OPP MOST (GAME)

25	at Pit 10/26/14
24	at Min 9/28/69
24	at Mia 9/15/85
23	vs. Mia 12/9/84
22	at S.F. 10/18/98



ADMINISTRATION

COACHING STAFF

FOOTBALL OPERATIONS

BUSINESS OPERATIONS

PLAYERS

2016 SEASON IN REVIEW

COLTS HISTORY

RECORDS

COLTS IN THE COMMUNITY

COLTS FEWEST (GAME)

1	at Cle 9/16/73
1	vs. Buf 10/13/74
1	at Mia 11/23/75

OPP FEWEST (GAME)

1	at GBM 11/24/91
1	at Hou 9/22/02

PENALTY**COLTS (SEASON)**

MOST	FEWEST
47	2004
42	2012
40	2014
39	2015
38	2016

OPP (SEASON)

MOST	FEWEST
35	2016
34	1980
33	2012
32	1983/03/15
31	2014

COLTS MOST (GAME)

9	vs. Pit 10/30/77
7	vs. G.B. 11/2/58
7	vs. Det 11/19/67
7	vs. Buf 12/17/78
7	vs. Pit 9/14/80
7	at Ten 9/19/04
7	at Phi 11/7/10
7	at Pit 10/26/14
7	vs. Den 11/8/15

OPP MOST (GAME)

6	(10 times) Last: at Ten 10/23/16
---	----------------------------------

NET YARDS**COLTS (SEASON)**

MOST	FEWEST
6506	2014
6475	2004
6141	2000
6092	2010
6070	2006

OPP (SEASON)

MOST	FEWEST
6793	1981
6126	2016
6066	2015
5988	2012
5935	2011

COLTS MOST (GAME)

595	at Atl 11/12/67
576	vs. Min 12/16/62
574	vs. LA Rams 11/25/56
567	vs. Ten 12/5/04
555	vs. Buf 9/23/01

OPP MOST (GAME)

639	at Pit 10/26/14
622	at Min 9/28/69
597	at S.F. 12/13/53
590	at K.C. 10/31/04
583	at Dal 9/4/78

COLTS FEWEST (GAME)

69	vs. Det 11/6/54
70	at LA Rams 12/5/53
86	at N.E. 10/23/77
88	at Buf 11/28/82
99	at S.D. 11/1/92

OPP FEWEST (GAME)

49	at Buf 10/10/71
89	vs. T.B. 10/3/76
94	at N.E. 12/6/92
97	at Was 11/26/61
113	vs. Was 9/25/60

MOST BOTH TEAMS

1095	at K.C. 10/31/04
1087	at Pit 10/26/14
997	vs. LA Rams 11/25/56
985	vs. NYJ 9/24/72
964	at G.B. 11/15/59

FEWEST BOTH TEAMS

328	at Buf 12/1/74
346	at NYJ 11/11/84
355	vs. NYJ 10/29/95
359	at N.E. 12/6/92
373	at Buf 10/20/85

OFFENSIVE PLAYS**COLTS (SEASON)**

MOST	FEWEST
1117	1979
1109	2012
1105	2014
1088	2010
1056	1980

OPP (SEASON)

MOST	FEWEST
1116	1984
1111	1981
1109	1989
1090	1994
1084	2009

COLTS MOST (GAME)

89	vs. G.B. 10/7/12
88	at S.F. 9/22/63
88	vs. Mia 12/14/75
87	vs. Den 11/10/74
86	vs. T.B. 10/3/76

OPP MOST (GAME)

88	vs. N.E. 10/29/89
86	at T.B. 10/4/92
85	vs. Dal 12/6/81
84	at Min 9/28/69
84	vs. Buf 12/13/87
84	at Mia 9/21/09

COLTS FEWEST (GAME)

35	at Mia 9/21/09
37	vs. Den 12/21/03
38	at Buf 11/28/82
41	vs. Mia 10/28/90
41	at N.E. 10/8/00

OPP FEWEST (GAME)

34	vs. NYJ 11/16/03
38	vs. Ten 12/28/08
39	at S.F. 9/22/63
40	at Chi 9/21/75
40	vs. T.B. 10/7/07

RUSHING ATTEMPTS**COLTS (SEASON)**

MOST	FEWEST
601	1983
566	1977
565	1976
545	1988
536	1973/75



The Colts set a team record with 6,506 net yards in 2014 led by T.Y. Hilton's 1,365 receiving yards.

OPP (SEASON)

MOST		FEWEST	
662	1978	325	1959
607	1981	331	1958
575	1993	348	1982
574	1980	352	1971
559	1984	375	1957/68

COLTS MOST (GAME)

60	vs. S.F. 11/22/59
58	at NYJ 10/20/74
58	at Atl 11/17/74
57	at NYJ 11/11/84
53	vs. Hou 11/1/76
53	at Phi 10/30/83

OPP MOST (GAME)

66	vs. Dal 12/6/81
58	at N.E. 12/26/93
56	at G.B. 10/18/53
56	at Buf 11/28/82
53	at Mia 10/27/74

COLTS FEWEST (GAME)

10	vs. Ariz 1/1/06
10	vs. Ten 12/30/07
10	at Hou 9/12/10
10	at Pit 10/26/14
10	at Dal 12/21/14

OPP FEWEST (GAME)

9	at Min 12/18/16
11	at Buf 10/10/71
11	at NYJ 12/7/97
12	at Den 12/11/83
12	vs. T.B. 10/7/07
12	at Ariz 9/27/09
12	at Jax 11/8/12
12	vs. Cin 10/19/14

YARDS**COLTS (SEASON)**

MOST		FEWEST	
2695	1983	1044	1982
2439	1985	1102	1992
2309	1976	1169	1991
2249	1988	1274	2008
2217	1975	1275	1954

OPP (SEASON)

MOST		FEWEST	
3010	1978	1113	1971
2768	2006	1174	1957
2665	1981	1291	1958
2566	1998	1339	1968
2521	1993	1400	1969

COLTS MOST (GAME)

318	vs. G.B. 10/28/56
316	at Det 10/19/58
305	at Cle 11/11/56
299	vs. Hou 12/22/85
281	vs. Buf 10/6/85

OPP MOST (GAME)

375	at Jax 12/10/06
354	vs. Dal 12/6/81
352	at K.C. 12/23/12

OPP MOST (GAME) cont...

315	at Mia 11/11/73
313	at Min 9/13/64

COLTS FEWEST (GAME)

1	at Dal 12/21/14
4	vs. Det 9/22/91
11	vs. Ariz 1/1/06
18	vs. St.L. 11/10/13
19	vs. LA Rams 9/26/54
19	vs. N.E. 11/16/14

OPP FEWEST (GAME)

4	at Buf 10/10/71
15	vs. Pit 11/3/57
17	vs. T.B. 10/7/07
20	vs. G.B. 10/28/56
20	at Cle 10/14/96

MOST BOTH TEAMS

548	vs. LA Rams 11/22/53
510	vs. Dal 12/6/81
469	at Chi 10/16/55
454	at LA Rams 12/9/61
449	vs. Den 9/30/07

FEWEST BOTH TEAMS

87	at Den 9/26/10
97	vs. Pit 10/31/71
106	vs. Cle 9/6/92
109	vs. N.E. 11/1/98
115	at NYJ 10/18/70

AVERAGE**COLTS (SEASON)**

BEST		LEAST	
5.1	1956	2.9	1992
5.0	1985	3.3	1979
4.7	1958	3.3	1970
4.6	1961	3.3	1991
4.5	1983/01	3.4	96/08

OPP (SEASON)

MOST		FEWEST	
5.3	2006	3.1	1957
5.2	1953	3.2	1971
5.1	2012	3.5	1969
4.8	1959	3.5	1995
4.7	1998	3.6	(6 times)

COLTS BEST (GAME)

8.52	at Balt 11/29/98
8.00	at GBM 11/13/54
7.95	vs. G.B. 10/28/56
7.80	vs. Dal 12/6/81
7.77	at LA Rams 10/9/61

OPP BEST (GAME)

8.93	at Jax 12/10/06
8.12	at Min 11/17/63
8.00	at Det 11/25/04
8.00	at K.C. 12/23/12
7.77	vs. LA Rams 11/22/53

COLTS LEAST (GAME)

0.10	at Dal 12/21/14
0.29	vs. Det 9/22/91

COLTS LEAST (GAME) cont...

1.04	vs. T.B. 11/29/15
1.10	vs. Ariz 1/1/06
1.12	vs. LA Rams 9/26/54

OPP LEAST (GAME)

0.36	at Buf 10/10/71
0.50	vs. Pit 11/3/57
0.96	vs. Det 9/29/57
1.11	vs. G.B. 10/28/56
1.11	at Cle 10/14/62

PASSING ATTEMPTS**COLTS (SEASON)**

MOST		FEWEST	
679	2010	266	1955
661	2014	279	1956
628	2012	283	1982
619	2015	300	1973
601	2009	313	1954

OPP (SEASON)

MOST		FEWEST	
598	1994	246	1982
585	2015	297	1956
583	2009	298	1960
582	2016	312	1974
569	1995	313	1972

COLTS MOST (GAME)

59	at Was 11/7/93
57	at NYJ 11/16/86
57	at Hou 9/12/10
56	at S.D. 11/11/07
54	vs. NYJ 12/15/74
54	at S.D. 9/26/99
54	at N.E. 10/8/00
54	at Det 12/2/12

OPP MOST (GAME)

62	at NYJ 10/18/70
57	vs. Hou 9/4/94
57	at Den 9/26/10
56	at Min 9/28/69
56	vs. Ten 12/18/11

COLTS FEWEST (GAME)

7	at LA Rams 12/18/65
8	vs. Mia 12/9/73
11	at Atl 11/17/74
12	vs. Chi 9/25/55
12	at G.B. 9/20/64

OPP FEWEST (GAME)

9	at Hou 10/23/05
11	at N.E. 12/26/93
12	vs. Chi 11/3/63
12	at Buf 10/13/91
12	vs. Buf 11/12/06



ADMINISTRATION
COACHING STAFF
FOOTBALL OPERATIONS
BUSINESS OPERATIONS
PLAYERS
2016 SEASON IN REVIEW
COLTS HISTORY
RECORDS
COLTS IN THE COMMUNITY

COMPLETIONS

COLTS (SEASON)

MOST		FEWEST	
450	2010	126	1953
410	2014	134	1955
402	2009	137	1973
393	2008	142	1982
392	2002	158	1956

OPP (SEASON)

MOST		FEWEST	
378	2016	138	1982
372	2009	144	1960
364	2004	158	1955
356	2010	161	1961
354	1994/15	165	1953/56

COLTS MOST (GAME)

40	at Hou 9/12/10
38	at N.E. 11/21/10
37	at Was 11/7/93
37	vs. Ten 11/3/02
36	vs. NYJ 12/15/74
36	vs. N.E. 10/20/96
36	at Ten 10/11/09
36	vs. Dal 12/5/10

OPP MOST (GAME)

40	at Pit 10/26/14
38	vs. Ten 12/18/11
37	at Den 9/26/10
36	at Min 9/28/69
34	at NYJ 10/18/70
34	vs. Buf 10/8/89
34	vs. G.B. 9/26/04
34	at Balt 9/11/05

COLTS FEWEST (GAME)

3	at LA Rams 12/18/65
3	vs. Cle 9/26/71
3	vs. Buf 12/17/78
3	at Buf 11/28/82

OPP FEWEST (GAME)

4	vs. Was 10/26/58
4	vs. T.B. 10/3/76

YARDS

COLTS (SEASON-GROSS)

MOST		FEWEST	
5062	2014	1613	1982
4732	2004	1625	1953
4700	2010	1746	1973
4605	2009	1795	1955
4491	2016	1995	1954

OPP (SEASON-GROSS)

MOST		FEWEST	
4411	2016	1920	1982
4365	2015	2027	1971
4232	2004	2068	1960
4228	1981	2248	1958
3977	2012	2288	1955

COLTS MOST (GAME-GROSS)

472	at K.C. 10/31/04
469	vs. Min 12/16/62
440	vs. Jax 9/25/00



Peyton Manning set the franchise record for passing yards (472) in a single game in a 2004 meeting against Kansas City.

COLTS MOST (GAME-GROSS) cont...

433	at Hou 9/12/10
433	vs. Mia 11/4/12

OPP MOST (GAME-GROSS)

538	at Min 9/28/69
522	at Pit 10/26/14
496	vs. NYJ 9/24/72
476	at Den 9/26/10
469	vs. T.B. 10/16/88

COLTS FEWEST (GAME-GROSS)

21	at Cle 11/11/56
35	vs. Mia 12/9/73
44	vs. Buf 10/18/74
49	vs. Cle 9/26/71
53	vs. LA Rams 11/22/53

OPP FEWEST (GAME-GROSS)

46	vs. Was 10/26/58
46	at Buf 12/1/74
47	vs. Hou 10/14/79
48	at Hou 10/23/05
50	at GBM 11/24/91

MOST BOTH TEAMS (GROSS)

922	at Pit 10/26/14
872	vs. NYJ 9/24/72
861	at K.C. 10/31/04
801	at Den 9/26/10
787	vs. G.B. 9/26/04

FEWEST BOTH TEAMS (GROSS)

124	vs. Buf 12/17/78
128	at Buf 11/28/82
142	at Mia 11/23/75
144	at N.E. 10/19/75

COLTS (SEASON-NET)

MOST		FEWEST	
4894	2014	1257	1953
4623	2004	1439	1982
4609	2010	1475	1973
4515	2009	1631	1955
4308	2006	1659	1954

OPP (SEASON-NET)

MOST		FEWEST	
4200	2016	1726	1960
4128	1981	1739	1971
4114	2015	1823	1982
3892	2004	1913	1961
3788	2012	1993	1958

COLTS MOST (GAME-NET)

472	at K.C. 10/31/04
451	vs. Min 12/16/62
440	vs. Jax 9/25/00
426	at Atl 11/12/67
419	vs. Atl 9/17/67
419	at Hou 9/12/10
419	vs. Mia 11/4/12

OPP MOST (GAME-NET)

530	at Min 9/28/69
522	at Pit 10/26/14
522	vs. Chi 10/9/16
490	vs. NYJ 9/24/72
472	at Den 9/26/10

COLTS FEWEST (GAME-NET)

1	vs. Buf 10/13/74
4	at Cle 9/16/73
5	at Cle 11/11/56
9	vs. LA Rams 11/22/53
11	at N.E. 10/23/77

OPP FEWEST (GAME-NET)

6	at Hou 10/23/05
13	vs. T.B. 10/3/76
16	vs. Was 10/26/58
23	at N.E. 12/6/92
27	vs. Hou 10/14/79

MOST BOTH TEAMS (NET)

918	vs. Chi 10/9/16
907	at Pit 10/26/14
859	at K.C. 10/31/04
822	vs. NYJ 9/24/72
797	at Den 9/26/10

FEWEST BOTH TEAMS (NET)

54	at N.E. 10/19/75
81	at Mia 11/23/75
86	vs. Buf 12/17/78
109	vs. Hou 10/14/79
112	at Buf 10/14/73

COMPLETION PERCENTAGE**COLTS (SEASON)**

BEST		WORST	
67.38	2005	39.50	1953
67.18	2008	45.67	1973
66.98	2004	49.87	1983
66.96	2003	50.00	1960
66.89	2009	50.12	1984

OPP (SEASON)

BEST		WORST	
71.20	2011	45.87	1961
68.40	2008	46.28	1958
67.39	2005	47.38	1977
66.54	2010	48.32	1960
65.35	2004	48.72	1959

COLTS BEST (GAME-20 ATT)

85.3	at Jax	12/18/08	(29-34)
83.9	vs. Atl	12/14/03	(26-31)
83.3	at Buf	10/16/94	(20-24)
82.6	vs. Cle	9/25/05	(19-23)
82.1	at Den	10/29/06	(32-39)

OPP BEST (GAME-20 ATT)

90.5	at Dal	12/21/14	(18-20)
88.6	at N.O.	10/23/11	(31-35)
86.4	at N.O.	11/18/01	(19-22)
86.2	vs. Oak	10/28/73	(25-29)
85.7	at Hou	9/21/80	(18-21)

SACKS ALLOWED**COLTS (SEASON)**

MOST		FEWEST	
62	1997	13	2009
58	1984	14	1999/04/08
57	1991	15	2006
53	1986	16	2010
52	1979		

OPP (SEASON)

MOST		FEWEST	
59	1975	11	1982
57	1964	13	1981
56	1976	20	2000
47	1966	21	1974
47	1977	21	1993

COLTS MOST (GAME)

12	vs. St.L.	10/26/80
10	vs. T.B.	9/9/79
8	at Buf	12/1/74
8	vs. N.E.	11/26/78
8	vs. Sea	9/14/97
8	at Det	11/23/97

OPP MOST (GAME)

11	at LA Rams	11/22/64
11	vs. Cle	9/6/92
10	at Buf	11/13/77
10	at K.C.	11/2/80
9	at Buf	10/10/71
9	vs. Buf	12/11/00

YARDS LOST - SACKS**COLTS (SEASON)**

MOST		FEWEST	
487	1991	86	2008
480	1978	89	2006
436	1984	90	2009
424	1990	91	2010
418	1997	95	2005

OPP (SEASON)

MOST		FEWEST	
496	1975	97	1982
489	1964	100	1981
461	1976	121	1993
407	1961	155	1959
401	1966	157	2006

COLTS YDS LOST SACKS (GAME)

91	vs. N.E.	11/26/78
73	vs. K.C.	9/28/70
73	vs. St.L.	10/26/80
72	at Buf	12/1/74
72	vs. Cle	2/1/91

OPP YDS LOST SACKS (GAME)

102	at LA Rams	11/22/64
97	at Min	9/23/62
76	at Buf	10/10/71
75	at Min	11/17/63
74	at NYJ	10/26/75
74	vs. T.B.	10/3/76

TURNOVERS**PASSES HAD INTERCEPTED****COLTS (SEASON)**

MOST		FEWEST	
30	1978	8	1975
29	1961	9	1964/06
28	1998	10	76/82/03/04/13
27	1953/66/69	11	58/95/96/05

OPP (SEASON)

MOST		FEWEST	
40	1959	5	1982
35	1958	8	1998
32	1967	8	2011
30	1960	9	1990
30	1977		

COLTS MOST (GAME)

8	vs. NYJ	9/23/73
6	at G.B.	10/8/61
6	vs. Mia	9/10/78
6	at S.D.	11/11/07

OPP MOST (GAME)

7	vs. LA Rams	12/4/54
7	vs. Chi	10/2/60

MOST BOTH TEAMS

9	at Phi	11/15/53
9	at NYJ	10/18/70
9	vs. NYJ	9/23/73

FUMBLES**COLTS (SEASON)**

MOST		FEWEST	
41	1986	10	1998
38	1978	11	2009
37	1972	13	1967/06/08
36	1979	14	2005/07/10/13
36	1987		

OPP (SEASON)

MOST		FEWEST	
43	1987	11	2012
42	1953	11	1982
41	1986	14	1970
37	2002	15	2011
36	1978/04	16	2000/01

COLTS MOST (GAME)

7	vs. Mia	10/23/83
6	at NYJ	11/14/71
6	vs. NYJ	9/28/86
6	at NYJ	11/16/86
6	vs. Jax	11/23/14

OPP MOST (GAME)

8	at N.E.	10/7/73
---	---------	---------

FUMBLES LOST**COLTS (SEASON)**

MOST		FEWEST	
25	1963	4	2013
22	1972	5	98/07/08/09
21	1953	7	2004/16
21	1979	8	55/67/88/05/10
20	1986/93		

OPP (SEASON)

MOST		FEWEST	
27	1953	3	2012
25	1987	6	1982
22	1973	8	1961/67/00/15
21	1976		
20	1978/88		

COLTS MOST (GAME)

5	at Det	10/20/57
5	at G.B.	9/29/63

OPP MOST (GAME)

5	vs. LA Rams	11/23/58
---	-------------	----------

TOTAL TURNOVERS**COLTS (SEASON)**

MOST		FEWEST	
48	1953	14	2013
47	1978	17	04/08
44	1962	18	1975
42	1961	19	1964/05/06/07
40	1979		

OPP (SEASON)

MOST		FEWEST	
56	1953	11	1982
52	1958	15	2012
49	1959	17	2011
47	1977	19	1998
45	1987	21	93/10

ADMINISTRATION

COACHING
STAFFFOOTBALL
OPERATIONSBUSINESS
OPERATIONS

PLAYERS

2016 SEASON
IN REVIEW

COLTS HISTORY

RECORDS

COLTS IN THE
COMMUNITY



ADMINISTRATION
COACHING STAFF
FOOTBALL OPERATIONS
BUSINESS OPERATIONS
PLAYERS
2016 SEASON IN REVIEW
COLTS HISTORY
RECORDS
COLTS IN THE COMMUNITY

COLTS MOST (GAME)

8	at G.B. 10/8/61 (6i/2f)
8	vs. Cle 9/26/71 (5i/3f)
8	vs. NYJ 9/23/73 (8i)

OPP MOST (GAME)

9	vs. LA Rams 11/23/58 (5f/4i)
9	at LA Rams 12/4/54 (7i/2f)
8	at S.F. 11/29/54 (5i/3f)
8	vs. Chi 10/2/60 (7i/1f)
8	at Phi 11/15/63 (6i/2f)

TURNOVER DIFFERENTIAL

COLTS (SEASON)

BEST		WORST	
+30	1958	-18	1961
+26	1959	-14	1969
+23	1975	-14	1993
+22	1964	-14	1998
+21	1977	-13	1974
		-13	2001

PENALTIES

COLTS (SEASON)

MOST	FEWEST		
137	1979	51	1960
122	1992	52	1967
120	1983	52	1982
108	2015	53	1956
106	1981/97/ 98/04	55	1958

OPP (SEASON)

MOST	FEWEST		
133	2015	58	1963
130	1999	59	1960
128	2012	59	1964
125	2016	59	1982
123	2003	60	57/58

COLTS MOST (GAME)

16	at Den 12/11/83
15	at Buf 9/18/83
14	at K.C. 9/2/79
14	at Buf 9/21/97

OPP MOST (GAME)

19	vs. Buf 9/23/01
17	vs. Pit 10/30/77
16	vs. Chi 12/5/65
15	vs. Chi 11/21/54
15	at NYJ 9/8/96
15	vs. S.D. 11/3/96
15	at N.E. 9/19/99

COLTS FEWEST (GAME)

0	vs. S.F. 10/26/69
0	at GBM 9/10/66
0	vs. NYJ 10/30/94
0	at K.C. 12/15/96
0	at Cle 12/26/99

OPP FEWEST (GAME)

0	at LA Rams 12/18/65
0	vs. St.L. 10/12/64

YARDS PENALIZED

COLTS (SEASON)

MOST		FEWEST	
1239	1979	433	1982
986	1983	458	1967
958	1992	483	1973
943	1995	504	1960
931	2015	507	1956

OPP (SEASON)

MOST		FEWEST	
1208	2012	466	1982
1168	2015	486	1956
1159	2016	538	1960
1093	1999	543	2008
1032	1970	546	1957

COLTS MOST (GAME)

153	at Buf 9/18/83
151	at Buf 10/19/86
131	at Ten 10/23/16
127	at Chi 10/16/55
126	at Mia 10/15/87

OPP MOST (GAME)

148	vs. Chi 11/21/54
146	vs. N.E. 11/4/07
145	at Jax 10/2/16
142	vs. Chi 12/5/65
139	vs. Dal 10/15/72

PUNTS

COLTS (SEASON)

MOST		FEWEST	
101	1979	42	1961
98	1984	46	1982
94	1978	48	2006
91	1983	49	1966/67/ 68
88	2011		

OPP (SEASON)

MOST		FEWEST	
95	1979	41	1982
90	2014	47	73/06
88	1971	48	1981
83	1975/99/14	50	1959
82	1987/00	52	2004

COLTS MOST (GAME)

12	at NYJ 9/25/77
12	at Buf. 10/6/96
11	at Chi 10/10/54
11	at S.F. 11/29/64
11	at Mia 11/11/73
11	at N.E. 10/19/75

OPP MOST (GAME)

11	vs. NYJ 9/19/71
11	at K.C. 9/2/79
11	at Buf 10/6/96
11	vs. Hou 12/1/02
11	vs. Cin 10/19/14

MOST BOTH TEAMS

23	at Buf. 10/6/96
21	at K.C. 9/2/79
20	vs. Den 9/11/83
20	vs. Hou 12/1/02
20	vs. N.O. 10/25/15

COLTS FEWEST (GAME)

0	vs. Cle 11/1/59
0	vs. Det 11/19/67
0	at S.D. 11/7/76
0	vs. N.E. 9/1/91
0	vs. Buf 9/23/01
0	vs. Ten 12/5/04
0	at Hou 10/23/05

OPP FEWEST (GAME)

0	at S.F. 12/13/53
0	vs. G.B. 11/6/60
0	at Dal 9/4/78
0	at Phi 11/15/81
0	at Buf 9/9/90
0	vs. Jax 12/2/07

AVERAGE

COLTS (SEASON)

BEST		WORST	
48.41	2016	34.47	1957
47.67	2015	36.21	1979
47.57	2012	37.14	1974
46.70	2014	37.19	1954
46.57	2011	37.29	1958

OPP (SEASON)

BEST		WORST	
47.52	2016	35.74	1978
47.50	2014	36.21	1977
47.04	2012	36.89	1976
46.41	1960	37.17	1987
46.06	1997	37.40	1973

INTERCEPTION RETURN YARDS

COLTS (SEASON)

MOST		FEWEST	
577	1959	75	1985
514	1958	87	1974
493	1975	97	1998
483	1968	100	2016
453	1967	106	1969

OPP (SEASON)

MOST		FEWEST	
545	2001	111	1975
529	1978	117	1983
469	1953	119	1964
461	1992	119	2011
438	1966	125	2003

COLTS MOST (GAME)

144	vs. G.B. 11/2/58
138	at Chi 11/17/57
136	at S.F. 10/13/68
135	vs. Cle 12/10/89
126	at N.E. 12/11/94

OPP MOST (GAME)

162	at Den 11/27/77
161	at G.B. 10/19/08
143	vs. S.D. 11/4/84
132	vs. N.E. 11/15/92
129	vs. NYJ 12/15/74

COLTS MOST TDS (SEASON)

4	1959/65/68/75/96/12/15
3	1967/70/94

OPP MOST TDS (SEASON)

6	2001
4	1973/92/10

PUNT RETURNS**COLTS (SEASON)**

MOST		FEWEST	
53	1963	12	1981
48	1955	14	1982
48	1964	22	2008/16
45	1965	23	1960/06
45	1966/14	24	73/04/05

OPP (SEASON)

MOST		FEWEST	
62	1984	15	1960
55	1983	17	2016
53	1978	18	1961
52	1986	19	1963
51	1975/89	19	1968

COLTS MOST (GAME)

9	at LA Rams 11/22/64
9	at K.C. 9/2/79
8	vs. Det 10/10/65
8	vs. NYJ 9/19/71
8	vs. T.B. 10/3/76
8	at N.E. 11/11/90

OPP MOST (GAME)

9	vs. LA Rams 11/27/66
8	vs. Buf 10/13/74
8	vs. Den 10/22/78
8	vs. S.D. 11/26/89
8	vs. N.O. 10/25/15

YARDS**COLTS (SEASON)**

MOST		FEWEST	
485	1963	56	1981
453	1964	78	1982
449	1985	108	2011
447	1996	127	1960
439	1975	129	1973

OPP (SEASON)

MOST		FEWEST	
642	1983	48	1960
600	1984	62	1968
572	1985	71	1955
558	1989	109	1957
550	2011	119	1963

COLTS MOST (GAME)

164	vs. NYJ 9/19/71
148	at GBM 10/14/56
141	vs. S.D. 11/3/96
124	at N.E. 11/11/90
111	vs. Buf 11/25/12

OPP MOST (GAME)

145	vs. St.L. 11/10/13
123	at K.C. 11/2/80
117	vs. N.E. 11/15/09
117	at N.E. 11/18/12
114	at G.B. 12/7/68

COLTS LEAST (GAME)

-8	at S.D. 10/23/88
-5	at Pit 11/22/92
-5	at S.D. 11/11/07

OPP LEAST (GAME)

-5	vs. Hou 9/13/92
-4	vs. Phi 12/6/70

COLTS MOST TDS (SEASON)

2	1992
---	------

OPP MOST TDS (SEASON)

3	2015
2	1956

FAIR CATCHES**MOST (SEASON)**

COLTS		OPP	
34	1971	24	1979
28	2015	23	2015
26	1970	22	2010
25	2005/13/14	21	73/00/11
24	1992/10/11	18	1992

COLTS MOST (GAME)

6	vs. Cin 10/19/14
6	vs. Jax 10/4/15
5	vs. Det 12/7/69
5	at N.E. 10/3/71
5	vs. LA Rams 11/8/71
5	vs. G.B. 10/7/12

OPP MOST (GAME)

6	at S.F. 10/13/68
5	at Mia 11/11/79

KICKOFF RETURN**COLTS (SEASON)**

MOST		FEWEST	
84	1981/01	31	2011
74	1978	32	1971/16
74	1986	34	1958
71	1998	38	1959/68/14
70	1979		

OPP (SEASON)

MOST		FEWEST	
93	2003	8	2015
92	2004	19	2011
89	2005	25	1982
87	2001	26	2014
83	1999	29	1954

COLTS MOST (GAME)

9	at Chi 10/21/56
9	at N.E. 11/18/79
9	at Buf 9/21/97
9	at Balt 12/2/01
9	vs. S.D. 11/28/10

OPP MOST (GAME)

10	vs. Buf 12/12/76
10	vs. Den 10/31/88
9	at N.O. 9/28/03
9	vs. Ten 12/5/04

YARDS**COLTS (SEASON)**

MOST		FEWEST	
1832	2001	578	2011
1651	1981	679	1971
1648	1978	753	1982
1545	2004	792	1959
1510	2003	804	2016

OPP (SEASON)

MOST		FEWEST	
2029	06/07	156	2015
2006	2001	538	1982
1999	2003	551	1993
1978	2005	573	1991
1960	2004	584	2011

COLTS MOST (GAME)

274	vs. NYJ 9/24/72
252	vs. S.D. 12/26/04
219	at Dal 9/4/78
213	vs. Sea 9/14/97
204	at Chi 10/21/56
204	vs. Cin 10/11/81

OPP MOST (GAME)

268	at Sea 10/15/00
266	at Hou 10/23/05
249	vs. NYJ 11/16/03
233	at Hou 9/23/07
230	vs. Chi 10/4/58
230	vs. N.E. 12/21/75

COLTS LEAST (GAME)

0	(20 times)
---	------------

OPP LEAST (GAME)

-2	at G.B. 10/19/08
----	------------------

COLTS MOST TDS (SEASON)

2	1958/68
---	---------

OPP MOST TDS (SEASON)

3	2007
2	1977/03/06

OPPONENTS BEST GAMES SCORING**MOST POINTS**

33	Paul Hornung at G.B. 10/8/61
33	Jim Brown vs. Cle 11/1/59
30	Paul Hornung vs. G.B. 12/12/65
24	Marshall Faulk at St.L 12/30/01
24	Jonas Gray vs. N.E. 11/16/14



ADMINISTRATION

COACHING
STAFFFOOTBALL
OPERATIONSBUSINESS
OPERATIONS

PLAYERS

2016 SEASON
IN REVIEW

COLTS HISTORY

RECORDS

COLTS IN THE
COMMUNITY**MOST KICK-SCORING POINTS**

18	Nate Kaeding vs. S.D. 11/28/10
17	Greg Davis at S.D. 10/26/97
17	John Hall vs. NYJ 12/23/01
17	Shayne Graham at Hou 12/16/12
16	Curt Knight at Was 11/18/73
16	Jason Staurovsky vs. N.E. 12/3/89
16	Doug Pelfrey vs. Cin 9/3/95
16	Olindo Mare vs. Mia 12/31/06
16	Nick Novak vs. Hou 12/11/16

MOST TOUCHDOWNS

5	Jim Brown vs. Cle 11/1/59
5	Paul Hornung vs. G.B. 12/12/65
4	Paul Hornung at G.B. 10/8/61
4	Marshall Faulk at St.L. 12/30/01
4	Jonas Gray vs. N.E. 11/16/14

MOST PATS

8	John Kasay at N.O. 10/23/11
8	Stephen Gostkowski at N.E. 11/18/12
7	George Blanda at Chi 10/21/56
7	Fred Cox at Min 9/28/69
7	Shaun Suisham at Pit 10/26/14

MOST PAT ATTEMPTS

8	George Blanda at Chi 10/21/56
8	John Kasay at N.O. 10/23/11
8	Roger Leclerc vs. Chi 11/25/62
7	Fred Cox at Min 9/28/69
7	Shaun Suisham at Pit 10/26/14
7	Jason Myers at Jax 12/13/15

MOST FIELD GOALS

5	Curt Knight at Was 11/18/73
5	Jason Staurovsky at N.E. 12/3/89
5	Doug Pelfrey vs. Cin 9/3/95
5	Greg Davis at S.D. 10/26/97
5	John Hall vs. NYJ 12/23/01
5	Olindo Mare vs. Mia 12/31/06
5	Ryan Longwell at Min 9/14/08
5	Billy Cundiff at Balt 11/22/09
5	Nate Kaeding vs. S.D. 11/28/10
5	Shayne Graham at Hou 12/16/12
5	Nick Novak vs. Hou 12/11/16

MOST FIELD GOAL ATTEMPTS

7	Jason Staurovsky at N.E. 12/3/89
6	Pat Leahy at NYJ 11/29/81
6	Greg Davis at S.D. 10/26/97
6	Scott Norwood at Buf 9/9/90
6	John Hall vs. NYJ 12/23/01
6	Ryan Longwell at Min 9/14/08
6	Billy Cundiff at Balt 11/22/09

LONGEST FIELD GOAL

60	Rob Bironas at Ten 12/3/06
59	Josh Scobee at Jax 10/3/10
59	Sebastian Janikowski at Oak 12/26/10
56	Chip Lohmiller vs. Was 12/22/90
56	Kris Brown vs. Hou 11/8/09

RUSHING**MOST ATTEMPTS**

37	Jonas Gray vs. N.E. 11/16/14
35	Curtis Martin at N.E. 11/24/96
33	Rodney Hampton at NYG 12/12/93
33	Fred Jackson at Buf 1/3/10
33	Arian Foster at Hou 9/12/10

MOST YARDS

231	Arian Foster at Hou 9/12/10
226	Jamaal Charles at K.C. 12/23/12
216	Barry Sanders at Det 11/23/97
212	Fred Jackson at Buf 1/3/10
205	Dan Towler vs. LA Rams 11/22/53

HIGHEST AVG. (7 ATT. MIN)

14.6	Dan Towler vs. LA Rams 11/22/53
14.6	Fred Taylor at Jax 12/10/06
13.3	Floyd Reid vs. G.B. 10/31/53
12.7	Nick Pietrosante at Det 10/23/60
12.2	Tommy Mason at Min 11/17/63

LONGEST RUSH

86t	Jamaal Charles at K.C. 12/23/12
83t	Michael Turner vs. S.D. 12/18/05
81t	Rick Casares at Chi 10/16/55
80t	Barry Sanders at Det 11/23/97
78t	O.J. Simpson at Buf 10/14/73
78t	Kenneth Davis at Buf 10/6/91

MOST TOUCHDOWNS

5	Jim Brown vs. Cle 11/1/59
4	Jonas Gray vs. N.E. 11/16/14

PASSING**MOST ATTEMPTS**

62	Joe Namath at NYJ 10/18/70
57	Kyle Orton at Den 9/26/10
52	Kurt Warner at Ari 9/27/09
52	Eli Manning at NYG 11/3/14
51	Steve Young at S.F. 10/18/98

MOST COMPLETIONS

40	Ben Roethlisberger at Pit 10/26/14
37	Kyle Orton at Den 9/26/10
34	Joe Namath at NYJ 10/18/70
33	Steve Young at S.F. 10/18/98
33	Seneca Wallace vs. Sea 10/4/09
33	Brian Hoyer vs. Chi 10/9/16

MOST YARDS

522	Ben Roethlisberger at Pit 10/26/14
496	Joe Namath vs. NYJ 9/24/72
476	Kyle Orton at Den 9/26/10
469	Vynny Testaverde vs. T.B. 10/16/88
449	Joe Kapp at Min 9/28/69

HIGHEST COMP. PCT. (MIN. 20 ATT.)

90.0	Tony Romo at Dal 12/21/14 (18-20)
88.6	Drew Brees at N.O. 11/23/11 (31-35)
86.4	Aaron Brooks at N.O. 11/18/01 (19-22)
86.2	Ken Stabler vs. Oak 10/28/73 (25-29)
85.7	Ken Stabler at Hou 9/21/80 (18-21)

LONGEST COMPLETION

99t	Karl Sweetan to Pat Studstill vs. Det 10/16/66
95t	Todd Collins to Quinn Early vs. Buf 12/1/96
92t	Roger Staubach to Tony Dorsett at Dal 9/4/78
91t	Tom Brady to David Patten vs. N.E. 10/21/01
88t	Jim Plunkett to Randy Vataha vs. N.E. 12/19/71

MOST TD PASSES

7	Joe Kapp at Min 9/28/69
6	Joe Namath vs. NYJ 9/24/72
6	Ben Roethlisberger at Pit 10/26/14
5	Dan Fouts at S.D. 12/26/82
5	Mark Malone at Pit 9/8/85
5	Drew Brees at N.O. 10/23/11

MOST INTERCEPTIONS

7	Zeke Bratkowski vs. Chi 10/2/60
6	Norm Van Brocklin at LA Rams 12/4/54
6	Joe Namath at NYJ 10/18/70

MOST ATTS NO INTS (GAME)

51	Steve Young at S.F. 10/18/98
50	Blake Bortles vs. Jax 10/4/15
49	Ben Roethlisberger at Pit 10/26/14
48	Dan Marino at Mia 9/15/85
47	Donovan McNabb at Phil 11/10/02
47	Colt McCoy vs. Was 11/30/14

RECEPTIONS**MOST RECEPTIONS**

21	Brandon Marshall vs. Den 12/13/09
13	Al Toon vs. NYJ 11/6/88
13	Calvin Johnson at Det 12/2/12
12	Eddie Bell at NYJ 10/18/70
12	Henry Ellard at LA Rams 9/17/89
12	Keith Byars at Phil 9/30/90
12	Ben Coates vs. N.E. 11/27/94
12	Jabar Gaffney at Den 9/26/10
12	Andre Johnson vs. Hou 12/30/12

MOST YARDS

231	Dave Parks vs. S.F. 10/3/65
230	Henry Ellard at LA Rams 9/17/89
229	Andre Johnson vs. Hou 11/3/13
210	Drew Hill vs. Hou 12/22/85
206	Cris Collinsworth at Cin 10/2/83

AVG. GAIN (3 REC. MIN)

50.3	Jack Snow vs. LA Rams 10/15/67
48.0	Harlon Hill at Chi 10/10/54
41.7	Stanley Morgan at N.E. 9/18/78
41.7	Raghib Ismail at Oak 10/22/95
41.3	Nat Moore vs. Mia 10/10/76

TOUCHDOWNS

3	(22 times) Last: Antonio Brown vs. Pit 11/24/16
---	---

INTERCEPTIONS

MOST INTERCEPTIONS

3	Jim David vs. Det 10/6/56
3	Jack Christiansen at Det 11/7/53
3	Jack Butler vs. Pit 11/3/57
3	Jim Kerr at Was 11/26/61
3	Johnny Robinson vs. K.C. 9/28/70
3	Rich Sowell vs. NYJ 9/23/73
3	Antonio Cromartie at S.D. 11/11/07

MOST RETURN YARDS

105	Henry Jones at Buf 9/20/92
99	Aaron Rouse at G.B. 10/19/08
92	Erik McMillan at NYJ 10/1/89
87	Bobby Dillon at GBM 10/14/56
87	Dave Robinson vs. G.B. 12/12/65
87	Alfonzo Dennard at N.E. 11/18/12

LONGEST RETURN

99t	Aaron Rouse at G.B. 10/19/08
92t	Eric McMillan at NYJ 10/1/89
87t	Dave Robinson vs. G.B. 12/12/65
87t	Alfonzo Dennard at N.E. 11/18/12
82t	Henry Jones at Buf 9/20/92
82t	Chris Singleton vs. N.E. 11/15/92

TOUCHDOWNS

2	Henry Jones at Buf 9/20/92
---	----------------------------

PUNTING

MOST (GAME)

11	Steve O'Neal vs. NYJ 9/19/71
11	Bob Grupp at K.C. 9/2/79
11	Chris Mohr at Buf 10/6/96
11	Chad Stanley vs. Hou 12/1/02
11	Kevin Huber vs. Cin 10/19/14

MOST YARDS

558	Kevin Huber vs. Cin 10/19/14
511	Bob Grupp at K.C. 9/2/79
487	Thomas Morstead vs. N.O. 10/25/15
450	Steve O'Neal vs. NYJ 9/19/71
444	Chris Mohr at Buf 10/6/96

BEST AVG. (4-MIN)

55.6	Tom Tupa vs. N.E. 9/7/97
55.5	Shane Lechler vs. Oak 10/10/04
54.7	Brett Kern at Ten 12/28/14
54.5	Shane Lechler at Hou 10/9/14
53.8	Brad Nortman at Jax 10/2/16

LONGEST PUNT

79	Chuck Ramsey vs. NYJ 10/15/78
79	Brett Kern at Ten 12/28/14
78	Brad Nortman at Jax 10/2/16
76	Larry Barnes at S.F. 12/8/57
76	Bobby Walden at Min 10/22/67

PUNT RETURNS

MOST (GAME)

8	Rick Upchurch vs. Den 10/22/78
8	Phil McConkey vs. S.D. 11/26/89
8	Marcus Murphy vs. N.O. 10/25/15

MOST YARDS

145	Tavon Austin vs. St.L. 11/10/13
123	J.T. Smith at K.C. 11/2/80
117	Wes Welker vs. N.E. 11/15/09
117	Julian Edelman at N.E. 11/18/12
111	Antwaan Randle-El vs. Was 10/22/06

LONGEST RETURN

98t	Tavon Austin vs. St.L. 11/10/13
91t	Nate Burleson vs. Min 11/8/04
87t	Antwaan Randle-El vs. Was 10/22/06
83t	Omar Bolden vs. Den 11/8/15
80t	Stanley Morgan at N.E. 11/18/79

HIGHEST AVG. (2 MIN)

58.5	Julian Edelman at N.E. 11/18/12
55.5	Antwaan Randle-El vs. Was 10/22/06
48.0	Nate Burleson vs. Min 11/8/04
45.5	Jake Scott at Mia 11/22/70
44.0	Willie Wood at G.B. 10/8/61

MOST FAIR CATCHES

4	Kermit Alexander at S.F. 10/13/68
4	Thom Darden at Cle 9/16/73
4	Rod Woodson vs. Pit 10/6/91
4	Rod Woodson at Pit 11/22/92
4	Walter Stanley at N.E. 12/6/92
4	Jeff Ogden at Mia 12/17/00
4	Quan Cosby vs. Cin 11/14/10
4	Keshawn Martin at Hou 10/9/14

KICKOFF RETURNS

MOST (GAME)

8	Allen Rossum at Phil 11/21/99
8	Chris Johnson vs. St.L. 10/17/05
8	Tab Perry at Cin 11/20/05

MOST YARDS

266	Jerome Mathis at Hou 10/23/05
242	Jonathan Carter vs. NYJ 11/16/03
233	Jerome Mathis at Hou 9/23/07
211	Roell Preston vs. G.B. 11/16/97
206	Allen Carter vs. N.E. 12/21/75

LONGEST RETURN

106t	Brad Smith vs. NYJ 12/27/09
103t	Tom Wilson vs. LA Rams 11/25/56
103t	Herb Adderley at G.B. 11/18/62
103t	Justin Miller at NYJ 10/1/06
102t	Curtis Brown at Buf 9/24/78

LONGEST NON-SCORING RETURN

96	Joe Arenas at S.F. 12/16/56
----	-----------------------------

HIGHEST AVG. (2 MIN)

67.3	Lenny Lyles at S.F. 12/18/60
62.0	Willie Galimore vs. Chi 10/4/58
61.5	Tom Wilson vs. LA Rams 11/25/56
60.0	Lance Rentzel at Min 11/14/65

FUMBLE RETURNS

LONGEST

80t	Phil Wise at NYJ 12/2/73
78t	Darrell Green at Was 11/7/93
75t	Derrol Ray at NYJ 9/7/80

OPPONENTS CAREER

BEST

MOST POINTS

207	Pat Leahy N.Y. Jets
143	Steve Christie T.B./Buf
140	Josh Scobee Jacksonville
138	Paul Hornung Green Bay
122	Adam Vinatieri New England
122	Rob Bironas, Tennessee

MOST TOUCHDOWNS (R-P-RT)

16	Paul Hornung Green Bay (13-3-0)
16	Andre Reed Buffalo (0-16-0)
14	Stanley Morgan New England (0-13-1)
14	Maurice Jones-Drew Jax (10-3-1)
13	Rick Casares Chicago (11-2-0)
13	Jim Taylor G.B./N.O. (12-1-0)

MOST PATS

69	Pat Leahy N.Y. Jets
52	John Smith New England
47	Adam Vinatieri New England
42	George Blanda Chi/Oak

MOST PAT ATTEMPTS

74	Pat Leahy N.Y. Jets
56	John Smith New England
47	Adam Vinatieri New England
44	Uwe Von Schamann Miami
43	George Blanda Chi/Oak
43	Garo Yepremian Det/Mia

MOST FGs

46	Pat Leahy N.Y. Jets
35	Steve Christie T.B./Buf
35	Josh Scobee Jacksonville
31	Rob Bironas Tennessee
27	Olindo Mare Mia/N.O./Sea/Car

MOST FG ATTS

62	Pat Leahy N.Y. Jets
45	Josh Scobee Jacksonville
44	Steve Christie T.B./Buf
38	Rob Bironas Tennessee
34	Garo Yepremian Det/Mia

MOST CONSECUTIVE FGs

18	Tony Franklin Phil/N.E.
15	Adam Vinatieri* New England
13	Nate Kaeding* San Diego
13	Olindo Mare Miami
12	John Smith New England
12	Rob Bironas Tennessee

MOST 50+ FGs

5	Rob Bironas Tennessee
5	Josh Scobee Jacksonville
4	Jason Hanson Detroit
2	John Carney S.D./N.O.
2	Steve Christie T.B./Buf
2	Sebastian Janikowski Oakland
2	Nate Kaeding San Diego
2	Chip Lohmiller Washington
2	Jim Martin Det/Bal/Was
2	Nick Novak Houston
2	Pete Stoyanovich Mia/K.C.



ADMINISTRATION

COACHING
STAFFFOOTBALL
OPERATIONSBUSINESS
OPERATIONS

PLAYERS

2016 SEASON
IN REVIEW

COLTS HISTORY

RECORDS

COLTS IN THE
COMMUNITY**MOST RUSHING ATTEMPTS**

345	Curtis Martin N.E./NYJ
304	Thurman Thomas Buffalo
271	Maurice Jones-Drew Jacksonville
251	Jim Taylor G.B./N.O.
250	O.J. Simpson Buffalo

MOST RUSHING YARDS

1645	Curtis Martin N.E./NYJ
1428	Maurice Jones-Drew Jacksonville
1251	Fred Taylor Jacksonville
1230	Thurman Thomas Buffalo
1197	O.J. Simpson Buffalo

MOST RUSHING TOUCHDOWNS

13	Paul Hornung Green Bay
12	Jim Taylor G.B./N.O.
11	Rick Casares Chicago
10	Antowain Smith Buf/N.E.
10	Maurice Jones-Drew Jacksonville

MOST 100+ GAMES

9	Curtis Martin N.E./NYJ
8	Maurice Jones-Drew Jacksonville
7	Freeman McNeil N.Y. Jets
6	O.J. Simpson Buffalo
6	Fred Taylor Jacksonville

MOST PASSING ATTEMPTS

1030	Dan Marino Miami
518	Drew Bledsoe N.E./Buf
512	John Brodie San Francisco
500	Joe Ferguson Buffalo
500	Jim Kelly Buffalo

MOST PASSING COMPLETIONS

624	Dan Marino Miami
315	Drew Bledsoe N.E./Buf
300	Jim Kelly Buffalo
287	Tom Brady New England
275	John Brodie San Francisco

MOST PASSING YARDS

7537	Dan Marino Miami
3752	Jim Kelly Buffalo
3667	Joe Ferguson Buffalo
3622	Drew Bledsoe N.E./Buf
3570	Steve Grogan New England

MOST PASSING TOUCHDOWNS

54	Dan Marino Miami
31	Joe Ferguson Buffalo
29	Tom Brady New England
28	Jim Kelly Buffalo
25	Drew Bledsoe N.E./Buf

MOST PASSES INTERCEPTED

29	John Brodie San Francisco
27	Bart Starr Green Bay
24	Y.A. Tittle S.F./N.Y.G.
24	Steve Grogan New England
22	Bill Wade LA Rams/Chi.

MOST 300+ GAMES

7	Dan Marino Miami
5	Warren Moon Hou./Sea.
5	Tom Brady New England
4	Bill Wade LA Rams/Chi.

MOST 300+ GAMES cont...

3	Joe Namath N.Y. Jets
3	Brian Sipe Cleveland
3	Brett Favre Green Bay
3	Ben Roethlisberger, Pittsburgh

MOST RECEPTIONS

128	Andre Reed Buffalo
125	Andre Johnson Houston
79	Al Toon N.Y. Jets
79	Stanley Morgan New England
74	Irving Fryar N.E./Mia./Phi/Was

MOST RECEPTION YARDS

1718	Andre Reed Buffalo
1621	Andre Johnson Houston
1615	Stanley Morgan New England
1094	Billy Wilson San Francisco
1072	Tony Martin Atl./Mia./S.D.

MOST TOUCHDOWN RECEPTIONS

16	Andre Reed Buffalo
13	Stanley Morgan New England
11	Nat Moore Miami
10	Andre Johnson Houston
8	Wesley Walker N.Y. Jets
8	Billy Wilson San Francisco
8	Billy Howton G.B./Dal.
8	Howard Cassady Detroit
8	Tony Martin Atl./Mia/S.D.
8	Bill McColl Chicago

MOST 100+ GAMES

8	Stanley Morgan New England
6	Andre Johnson Houston
5	Tony Martin Atl./Mia/S.D.
4	Harlon Hill Chicago
4	Jimmy Smith Jacksonville

MOST INTERCEPTIONS

11	Bobby Dillon Green Bay
10	Jack Christiansen Detroit
9	Dick LeBeau Detroit
8	Michael Haynes N.E./Oak

MOST INTERCEPTION YARDS

181	Bobby Dillon Green Bay
172	Herb Adderley Green Bay
140	Michael Haynes N.E./Oak
139	Hank Gremminger Green Bay
137	Glenn Blackwood Miami

MOST TOUCHDOWNS

2	Kevin Burnett Dal/S.D.
2	Henry Jones Buffalo
2	Ty Law New England
2	Otis Smith N.E./NYJ

MOST PUNTS

106	Chris Mohr Buf/Atl
83	John Kidd Buf/S.D./Mia/NYJ
81	Tommy Davis San Francisco
78	Rich Camarillo N.E./Ariz/Hou
78	Reggie Roby Mia/Was/S.F.

MOST PUNT YARDS

4278	Chris Mohr Buf/Atl
3603	Tomy Davis San Francisco
3574	John Kidd Buf/S.D./Mia/NYJ

MOST PUNT YARDS cont...

3445	Reggie Roby Mia/Was/S.F.
3425	Brian Hansen N.O./N.E./Cle/NYJ

HIGHEST AVERAGE (MIN. 25 ATT.)

48.0	Shane Lechler Oak/Hou
47.7	Kevin Huber, Cincinnati
46.5	Boyd Dowler Green Bay
46.5	Yale Lary Detroit
45.8	Brian Moorman Buffalo

MOST TOUCHBACKS

12	Chris Mohr Buffalo
11	Rich Camarillo N.E./Ariz/Hou
9	Yale Lary Detroit
9	Lee Johnson Cin/Cle/N.E./Ten
8	Tom Tupa Cle/N.E./NYJ/T.B.
8	Craig Henrich G.B./Ten

MOST INSIDE 20

27	Rich Camarillo N.E./Ariz/Hou
26	John Kidd Buf/S.D./Mia/NYJ
26	Chris Mohr Buf/Atl
24	Reggie Roby Mia/Was/S.F.
23	Brett Kern Ten/Den

PLAYOFF RECORDS

COLTS INDIVIDUAL CAREER AND SINGLE-GAME PLAYOFF RECORDS

(*Denotes Super Bowl)

SERVICE

MOST GAMES:

- 21 Reggie Wayne, 2002-14
- 19 Peyton Manning, 1998-11
Jeff Saturday, 1999-11
- 18 Justin Snow, 2000-11
Robert Mathis, 2003-13
- 17 Dwight Freeney, 2002-12
- 16 Raheem Brock, 2002-09
Ryan Diem, 2002-11
Marvin Harrison, 1996-08
- 15 Gary Brackett, 2003-10
Hunter Smith, 1999-08
- 13 Tarik Glenn, 1997-06
Antoine Bethea, 2006-13
Adam Vinatieri 2006-14
- 12 Dallas Clark, 2003-11
- 12 Dominic Rhodes, 2001-06, 08, 10

SCORING

MOST POINTS

CAREER:

- 117 Adam Vinatieri, 2006-14
- 56 Reggie Wayne, 2001-14
- 54 Mike Vanderjagt, 1998-05
- 30 Edgerrin James, 1999-05
- 26 Jim O'Brien, 1970-72

GAME:

- Colts: 18 Tom Matte at Cleveland
12/29/68 (3 TD rushing)
- 15 Adam Vinatieri at Baltimore
1/13/07
- 14 Adam Vinatieri vs. Cincinnati
1/4/15
- Opp: 24 LeGarrette Blount at New
England 1/11/14 (4 TD rushing)
- 18 Gary Collins at Cleveland
12/27/64 (3 TD receiving)
Dave Casper vs. Oakland
12/24/77 (3 TD receiving)
LeGarrette Blount at New
England 1/18/15 (3 TD rushing)
- 16 Adam Vinatieri at New
England 1/18/04

MOST TOUCHDOWNS

CAREER:

- 9 Reggie Wayne, 2001-14
- 5 Edgerrin James, 1999-05
- 4 Dallas Clark, 2003-11
Joseph Addai, 2006-11
- 3 Tom Matte, 1961-72
Peyton Manning, 1998-11
Brandon Stokley, 2003-06

MOST TOUCHDOWNS

GAME:

- Colts: 3 Tom Matte at Cleveland
12/29/68 (3 TD rushing)
- Opp: 4 LeGarrette Blount at New
England 1/11/14 (4 TD rushing)
- 3 Gary Collins at Cleveland
12/27/64 (3 TD receiving)
Dave Casper vs. Oakland
12/24/77 (3 TD receiving)
LeGarrette Blount at New
England 1/18/15 (3 TD rushing)

MOST POINTS KICK-SCORING

CAREER:

- 117 Adam Vinatieri, 2006-14
- 54 Mike Vanderjagt, 1998-05
- 26 Jim O'Brien, 1970-72
- 25 Matt Stover, 2009
- 21 Lou Michaels, 1964-69
Cary Blanchard, 1995-97

MOST POINTS KICK-SCORING

GAME:

- Colts: 15 Adam Vinatieri at Baltimore
1/13/07
- 14 Adam Vinatieri vs. Cincinnati
1/4/15
- 12 Adam Vinatieri vs. New England
1/21/07
Matt Stover vs. N.Y. Jets 1/24/10
- 11 Mike Vanderjagt vs. Denver
1/4/04
- Opp: 16 Adam Vinatieri at New England
1/18/04
- 14 Ryan Succop vs. Kansas City
1/4/14
- 13 Al Del Greco vs. Tennessee
1/16/00
- 11 John Hall at N.Y. Jets 1/4/03
Garrett Hartley vs. New Orleans
2/7/10*

MOST FIELD GOALS

CAREER:

- 30 Adam Vinatieri, 2006-14
- 11 Mike Vanderjagt, 1998-05
- 6 Jim O'Brien, 1970-72
Matt Stover, 2009
- 4 Lou Michaels, 1964-69
Cary Blanchard, 1995-97

GAME:

- Colts: 5 Adam Vinatieri at Baltimore
1/13/07
- 4 Adam Vinatieri vs. Cincinnati
1/4/15
- 3 Cary Blanchard at Pittsburgh
1/14/96
Mike Vanderjagt vs. Tennessee
1/16/00
Mike Vanderjagt at Miami
12/30/00
Adam Vinatieri vs. Kansas City
1/6/07
Adam Vinatieri vs. New England
1/21/07
Adam Vinatieri vs. Chicago
2/4/07*
Matt Stover vs. N.Y. Jets 1/24/10
Adam Vinatieri vs. N.Y. Jets
1/8/11
Adam Vinatieri at Baltimore
1/6/13
- Opp: 5 Adam Vinatieri at New England
1/18/04
- 4 Al Del Greco vs. Tennessee
1/16/00
- 3 Pat Summerall vs. N.Y. Jets
Giants 12/27/59
Jim Turner vs. N.Y. Jets
1/12/69*
Garrett Hartley vs. New Orleans
2/7/10*
Ryan Succop vs. Kansas City
1/14/14



Reggie Wayne leads the franchise in career postseason touchdowns with nine. He also ranks second in NFL postseason history with 93 career receptions.

ADMINISTRATION

COACHING
STAFF

FOOTBALL
OPERATIONS

BUSINESS
OPERATIONS

PLAYERS

2016 SEASON
IN REVIEW

COLTS HISTORY

RECORDS

COLTS IN THE
COMMUNITY



ADMINISTRATION

COACHING STAFF

FOOTBALL OPERATIONS

BUSINESS OPERATIONS

PLAYERS

2016 SEASON IN REVIEW

COLTS HISTORY

RECORDS

COLTS IN THE COMMUNITY

MOST FIELD GOAL ATTEMPTS**CAREER:**

- 34 Adam Vinatieri, 2006-14
- 14 Jim O'Brien, 1970-72
- Mike Vanderjagt, 1998-05
- 8 Lou Michaels, 1964-69
- 7 Cary Blanchard, 1995-97
- Matt Stover, 2009

GAME:

- Colts: 5 Adam Vinatieri at Baltimore 1/13/07 (5-5)
- 4 Jim O'Brien vs. Oakland 1/3/71 (2-4)
- Cary Blanchard at Pittsburgh 1/14/96 (3-4)
- Mike Vanderjagt at Miami 12/30/00 (3-4)
- Adam Vinatieri vs. Chicago 2/4/07* (3-4)
- Adam Vinatieri at Baltimore 1/6/13 (3-4)
- Adam Vinatieri vs. Cincinnati 1/4/15 (4-4)
- Opp: 5 Adam Vinatieri at New England 1/18/04 (5-5)
- 5 Jim Turner vs. N.Y. Jets 1/12/69 (3-5)
- 4 Al Del Greco vs. Tennessee 1/16/00 (4-4)

LONGEST FIELD GOAL

- Colts: 53 Adam Vinatieri vs. Cincinnati 1/4/15
- 52 Adam Vinatieri at Baltimore 1/6/13
- 51 Adam Vinatieri at Baltimore 1/13/07
- 50 Mike Vanderjagt at Miami 12/30/00
- Adam Vinatieri vs. Kansas City 1/6/07
- Adam Vinatieri vs. N.Y. Jets 1/8/11
- Opp: 57 Mike Nugent vs. Cincinnati 1/4/15
- 54 John Carney at San Diego 12/31/95
- 51 Matt Stover at Baltimore 1/13/07
- 50 Norm Johnson at Pittsburgh 12/29/96
- 49 Al Del Greco vs. Tennessee 1/16/00

MOST PATS**CAREER:**

- 27 Adam Vinatieri, 2006-14
- 21 Mike Vanderjagt, 1998-05
- 9 Lou Michaels, 1964-69
- Cary Blanchard, 1995-97
- 8 Jim O'Brien, 1970-72

GAME:

- Colts: 7 Mike Vanderjagt vs. Denver 1/9/05
- 6 Adam Vinatieri vs. Kansas City 1/4/14
- 5 Cary Blanchard at San Diego 12/31/95
- Mike Vanderjagt vs. Denver 1/4/04
- Mike Vanderjagt at Kansas City 1/11/04
- Opp: 6 Stephen Gostkowski at New England 1/18/15
- 5 Matt Bahr at Cleveland 1/9/88
- John Hall at N.Y. Jets 1/4/03
- Ryan Succop vs. Kansas City 1/4/14
- Stephen Gostkowski at New England 1/11/14

MOST POINT AFTER ATTEMPTS**CAREER:**

- 27 Adam Vinatieri, 2006-14
- 21 Mike Vanderjagt, 1998-05
- 9 Lou Michaels, 1964-69
- 9 Jim O'Brien, 1970-72
- 8 Cary Blanchard, 1995-97

GAME:

- Colts: 7 Mike Vanderjagt vs. Denver 1/9/05
- 6 Adam Vinatieri vs. Kansas City 1/4/14
- 5 Cary Blanchard at San Diego 12/31/95
- Mike Vanderjagt vs. Denver 1/4/04
- Mike Vanderjagt at Kansas City 1/11/04
- Opp: 6 Stephen Gostkowski at New England 1/18/15
- 5 Matt Bahr at Cleveland 1/9/88
- John Hall at N.Y. Jets 1/4/03
- Ryan Succop vs. Kansas City 1/4/14
- Stephen Gostkowski at New England 1/11/14

RUSHING**MOST ATTEMPTS****CAREER:**

- 158 Joseph Addai, 2006-11
- 157 Edgerrin James, 1999-05
- 98 Dominic Rhodes, 2001-06, 08, 10

GAME:

- Colts: 26 Lydell Mitchell at Pittsburgh 12/27/75 (26-63)
- Edgerrin James at Kansas City 1/11/04 (26-125)
- 25 Norm Bulaich vs. Cincinnati 12/26/70 (25-116)

GAME: cont...

- Joseph Addai vs. Kansas City 1/6/07 (25-122)
- Opp: 40 Lamar Smith at Miami 12/30/00 (40-209)
- 30 Matt Snell vs. N.Y. Jets 1/12/69* (30-121)
- LeGarrette Blount at New England 1/18/15 (30-148)
- 27 Jim Brown at Cleveland 12/27/64 (27-114)
- Franco Harris at Pittsburgh 12/27/75 (27-153)

MOST YARDS**CAREER:**

- 621 Joseph Addai, 2006-11
- 616 Edgerrin James, 1999-05
- 407 Dominic Rhodes, 2001-06, 08, 10

GAME:

- Colts: 147 Zack Crockett at San Diego 12/31/95 (13-147)
- 125 Edgerrin James at Kansas City 1/11/04 (26-125)
- 122 Joseph Addai vs. Kansas City 1/6/07 (25-122)
- 116 Tom Matte vs. N.Y. Jets 1/12/69* (11-116)
- Norm Bulaich vs. Cincinnati 12/26/70 (25-116)
- Opp: 209 Lamar Smith at Miami 12/30/00 (40-209)
- 176 Priest Holmes at Kansas City 1/11/04 (24-176)
- 166 LeGarrette Blount at New England 1/11/14 (24-166)
- 162 Eddie George vs. Tennessee 1/16/00 (26-162)
- 153 Franco Harris at Pittsburgh 12/27/75 (27-153)

HIGHEST AVERAGE (min. 15 carries)**CAREER:**

- 8.1 Zack Crockett, 1995-97
- 7.1 Andrew Luck, 2012-14
- 4.4 John Unitas, 1956-72
- 4.2 Alan Ameche, 1955-60
- Tom Matte, 1961-72
- Dominic Rhodes, 2001-06, 08, 10

GAME:

- Colts: 11.3 Zack Crockett at San Diego 12/31/95
- 10.6 Tom Matte vs. N.Y. Jets 1/12/69*
- 5.5 Jerry Hill at Cleveland 12/29/68
- Opp: 7.5 Thomas Jones vs. Chicago 2/4/07*
- 7.3 Franco Harris vs. Pittsburgh 12/19/76
- Priest Holmes at Kansas City 1/11/04

MOST RUSHING TOUCHDOWNS

CAREER:

- 5 Edgerrin James, 1999-05
- 4 Joseph Addai, 2006-11
- 3 Tom Matte, 1961-72
- Peyton Manning, 1998-11

GAME:

- Colts: 3 Tom Matte at Cleveland 12/29/68
- 2 Alan Ameche at N.Y. Giants 12/28/68
- Edgerrin James at Kansas City 1/11/04
- Norm Bulaich vs. Oakland 1/3/71
- Don Nottingham at Cleveland 12/26/71
- Ron Lee vs. Oakland 12/24/77
- Zack Crockett at San Diego 12/31/95
- Opp: 4 LeGarrette Blount at New England 1/11/14
- 3 LeGarrette Blount at New England 1/18/15
- 2 Reggie Harrison vs. Pittsburgh 12/19/76
- Jerome Bettis at Pittsburgh 12/29/96
- Kordell Stewart at Pittsburgh 12/29/96
- Lamar Smith at Miami 12/30/00
- LaMont Jordan at N.Y. Jets 1/4/03
- Priest Holmes at Kansas City 1/11/04
- Darren Sproles at San Diego 1/3/09
- LaDainian Tomlinson vs. N.Y. Jets 1/8/11
- Stevan Ridley at New England 11/11/14

LONGEST RUSH

- Colts: 66t Zack Crockett at San Diego 12/31/95
- 58t Tom Matte vs. N.Y. Jets 1/12/69*
- 36t Dominic Rhodes vs. Chicago 2/4/07*
- Opp: 73t LeGarrette Blount at New England 1/11/14
- 68t Eddie George vs. Tennessee 1/16/00
- 52 Thomas Jones vs. Chicago 2/4/07*
- 50 Franco Harris vs. Pittsburgh 12/19/76

LONGEST RUSHING TOUCHDOWN

- Colts: 66 Zack Crockett at San Diego 12/31/95
- 33 Zack Crockett at San Diego 12/31/95
- 13 Ron Lee vs. Oakland 12/24/77

LONGEST RUSHING TOUCHDOWN

cont...

- 12 Tom Matte at Cleveland 12/27/68
- Opp: 73 LeGarrette Blount at New England 1/11/14
- 68 Eddie George vs. Tennessee 1/16/00
- 31 Jon Witman at Pittsburgh 12/29/96
- 30 Clarence Davis vs. Oakland 12/24/77

PASSING

MOST ATTEMPTS

CAREER:

- 718 Peyton Manning, 1998-11
- 260 Andrew Luck, 2012-14
- 226 John Unitas, 1956-72

GAME:

- Colts: 54 Andrew Luck at Baltimore 1/6/13 (28-54-288-0-1)
- 48 Peyton Manning vs. San Diego 1/13/08 (33-48-402-3-2)
- 47 Peyton Manning at New England 1/18/04 (23-47-237-1-4)
- Peyton Manning vs. New England 1/21/07 (27-47-349-1-1)
- 45 Peyton Manning vs. New Orleans 2/7/10* (31-45-333-1-1)
- Andrew Luck vs. Kansas City 1/4/14 (29-45-443-4-3)
- Opp: 47 Stan Humphries at San Diego 12/31/95 (23-47-292-2-4)
- 46 Alex Smith vs. Kansas City 1/4/14 (30-46-378-4-0)
- Peyton Manning vs. Indianapolis 1/11/15 (26-46-211-1-0)
- 44 Joe Knapp vs. Minnesota 1/22/68 (26-44-287-2-2)
- 40 Neil O'Donnell at Pittsburgh 1/14/96 (25-41-205-1-1)

MOST COMPLETIONS

CAREER:

- 453 Peyton Manning, 1998-11
- 147 Andrew Luck, 2012-14
- 120 John Unitas, 1956-72

GAME:

- Colts: 33 Peyton Manning vs. San Diego 1/13/08 (33-48-402-3-2)
- 31 Peyton Manning vs. New Orleans 2/7/10* (31-45-333-1-1)
- Andrew Luck vs. Cincinnati 1/4/15 (31-44-376-1-0)
- 30 Peyton Manning vs. Kansas City 1/6/07 (30-38-268-1-3)
- Peyton Manning vs. Baltimore 1/16/10 (30-44-246-2-1)
- Opp: 32 Drew Brees vs. New Orleans 2/7/10* (32-39-288-2-0)

MOST COMPLETIONS

GAME: cont...

- 30 Alex Smith vs. Kansas City 1/4/14 (30-46-378-4-0)
- 26 Joe Kapp vs. Minnesota 12/22/68 (26-44-287-2-2)
- Peyton Manning at Denver 1/11/15 (26-46-211-1-0)
- 25 Neil O'Donnell at Pittsburgh 1/14/96 (25-41-205-1-1)

MOST YARDS

CAREER:

- 5389 Peyton Manning, 1998-11
- 1829 Andrew Luck, 2012-14
- 1663 John Unitas, 1956-72



Quarterback Peyton Manning holds the Colts record for career postseason passing yardage with 5,389.

GAME:

- Colts: 458 Peyton Manning vs. Denver 1/9/05 (27-33-458-4-1)
- 443 Andrew Luck vs. Kansas City 1/4/14 (29-45-436-4-3)
- 402 Peyton Manning vs. San Diego 1/13/08 (33-48-43-3-2)
- 377 Peyton Manning vs. Denver 1/4/04 (22-26-377-5-0)
- Peyton Manning vs. N.Y. Jets 1/24/10 26-39-377-3-0)
- Opp: 378 Alex Smith vs. Kansas City 1/4/14 (30-46-378-4-0)
- 345 Kenny Stabler vs. Oakland 12/24/77 (21-40-345-3-2)
- 292 Stan Humphries at San Diego 12/31/95 (23-47-292-2-4)
- 288 Drew Brees vs. New Orleans 2/7/10* (32-39-288-2-0)

HIGHEST COMPLETION PERCENTAGE

(Min. 50 Att/Career, 15 Att/Game)

CAREER:

- 63.1 Peyton Manning, 1998-11
- 56.5 Andrew Luck, 2012-14
- 53.1 John Unitas, 1956-72



ADMINISTRATION

COACHING STAFF

FOOTBALL OPERATIONS

BUSINESS OPERATIONS

PLAYERS

2016 SEASON IN REVIEW

COLTS HISTORY

RECORDS

COLTS IN THE COMMUNITY

GAME:

- Colts: 84.6 Peyton Manning vs. Denver 1/4/04 (22-26-377-5-0)
- 81.8 Peyton Manning vs. Denver 1/9/05 (27-33-458-4-1)
- 78.9 Peyton Manning vs. Kansas City 1/6/07 (30-38-268-1-3)
- Opp: 82.1 Drew Brees vs. New Orleans 2/7/10* (32-39-288-2-0)
- 77.8 Terry Bradshaw vs. Pittsburgh 12/19/76 (14-18-264-3-0)
- 76.7 Jake Plummer vs. Denver 1/4/04 (23-30-181-1-2)

MOST TOUCHDOWN PASSES**CAREER:**

- 29 Peyton Manning, 1998-11
- 9 Andrew Luck, 2012-14
- 7 John Unitas, 1956-72

GAME:

- Colts: 5 Peyton Manning vs. Denver 1/4/04 (22-26-377-5-0)
- 4 Peyton Manning vs. Denver 1/9/05 (27-33-458-4-1)
- Andrew Luck vs. Kansas City 1/4/14 (29-45-443-4-3)
- 3 Peyton Manning at Kansas City 1/11/04 (22-30-304-3-0)
- Peyton Manning vs. San Diego 1/13/08 (33-48-402-3-2)
- Peyton Manning vs. N.Y. Jets 1/24/10 (26-39-377-3-0)
- Opp: 4 Alex Smith vs. Kansas City 1/4/14 (30-46-363-4-0)
- 3 Frank Ryan at Cleveland 12/27/64 (11-18-206-3-1)
- Terry Bradshaw vs. Pittsburgh 12/19/76 (14-18-264-3-0)
- Kenny Stabler vs. Oakland 12/24/77(21-40-345-3-2)
- Bernie Kosar at Cleveland 1/9/88 (20-31-229-3-1)
- Chad Pennington at N.Y. Jets 1/4/03 (19-25-222-3-0)
- Philip Rivers vs. San Diego 1/13/08 (14-19-264-3-1)
- Tom Brady at New England 1/18/15 (23-35-226-3-1)

MOST PASSES HAD INTERCEPTED**CAREER:**

- 19 Peyton Manning, 1998-11
- 12 Andrew Luck, 2012-14
- 10 John Unitas, 1956-72

GAME:

- Colts: 4 Peyton Manning at New England 1/18/04 (23-47-237-1-4)
- Andrew Luck at New England 1/11/14 (20-41-331-2-4)
- 3 Earl Morrall vs. N.Y. Jets 1/12/69* (6-17-71-0-3)
- John Unitas at Miami 1/2/72 (20-36-224-0-3)

MOST PASSES HAD INTERCEPTED**GAME:** cont...

- Peyton Manning vs. Kansas City 1/6/07 (30-38-268-1-3)
- Andrew Luck vs. Kansas City 1/4/14 (29-45-443-4-3)
- Opp: 4 Stan Humphries at San Diego 12/31/95 (23-47-292-2-4)
- 3 George Blanda vs. Oakland 1/3/71 (17-32-271-2-3)
- Craig Morton vs. Dallas 1/17/71* (12-26-127-1-3)
- Bill Nelsen at Cleveland 12/26/71 (9-21-104-0-3)
- Steve Bono at Kansas City 1/7/96 (11-25-122-1-3)
- Jay Fiedler at Miami 12/30/00 (19-34-185-1-3)

LONGEST PASS PLAY

- Colts: 87t Peyton Manning to Brandon Stokley vs. Denver 1/4/04
- 75t John Unitas to John Mackey vs. Dallas 1/17/71*
- 72t Peyton Manning to Reggie Wayne at San Diego 1/3/09
- 68t John Unitas to Ray Perkins vs. Oakland 1/3/71
- Opp: 80t Mark Sanchez to Braylon Edwards vs. NYJ 1/24/10
- 79t Alex Smith to Donnie Avery vs. Kansas City 1/4/14
- 76t Terry Bradshaw to Frank Lewis vs. Pittsburgh 12/19/76
- 75t Bob Griese to Paul Warfield at Miami 1/2/72

RECEIVING**MOST RECEPTIONS****CAREER:**

- 93 Reggie Wayne, 2001-14
- 65 Marvin Harrison, 1996-08
- 64 Dallas Clark, 2003-11

GAME:

- Colts: 13 T.Y. Hilton vs. Kansas City 1/14/14 (13-224, 2 TDs)
- Raymond Berry at N.Y. Giants 12/28/58 (12-178, 1 TD)
- 11 Pierre Garcon vs. N.Y. Jets 1/24/10 (11-151, 1 TD)
- 10 Reggie Wayne vs. Denver 1/9/05 (10-221, 2 TDs)
- Joseph Addai vs. Chicago 2/4/07* (10-66)
- Daniel Herron vs. Cincinnati 1/4/15 (10-85)
- Opp: 10 Ronnie Harmon at San Diego 12/31/95 (10-133)
- 9 Bob Schnelker vs. N.Y. Giants 12/27/59 (9-175, 1 TD)
- Ray Rice vs. Baltimore 1/16/10 (9-60)

MOST RECEPTIONS**GAME:** cont...

- Julian Edelman at New England 1/18/15 (9-98)

MOST YARDS**CAREER:**

- 1254 Reggie Wayne, 2001-14
- 883 Marvin Harrison, 1996-08
- 847 Dallas Clark, 2003-11

MOST YARDS GAME:

- Colts: 224 T.Y. Hilton vs. Kansas City 1/4/14 (13-224, 2 TDs)
- 221 Reggie Wayne vs. Denver 1/9/05 (10-221, 2 TDs)
- 178 Raymond Berry at N.Y. Giants 12/28/58 (12-178, 1 TD)
- 151 Pierre Garcon vs. N.Y. Jets 1/24/10 (11-151, 1 TD)
- 148 Willie Richardson vs. Minnesota 12/22/68 (6-148)
- Opp: 175 Bob Schnelker vs. N.Y. Giants 12/27/59 (9-175, 1 TD)
- 150 Dwayne Bowe vs. Kansas City 1/4/14 (8-150, 1 TD)
- 145 Anquan Boldin at Baltimore 1/6/13 (5-145, 1 TD)
- 133 George Sauer vs. N.Y. Jets 1/12/69* (8-133)
- Ronnie Harmon at San Diego 12/31/95 (10-133)

HIGHEST AVERAGE**(Min. 10 Rec., 2 Rec/Game)****CAREER:**

- 21.1 Eddie Hinton, 1969-72
- 18.9 Lenny Moore, 1956-67
- 18.9 Willie Richardson, 1963-69, 71

GAME:

- Colts: 42.0 Lenny Moore vs. N.Y. Giants 12/27/59 (3-126, 1 TD)
- 40.0 Ray Perkins vs. Oakland 1/3/71 (2-80, 1 TD)
- John Mackey vs. Dallas 1/17/71* (2-80, 1 TD)
- Opp: 62.5 Paul Warfield at Miami 1/2/72 (2-125, 1 TD)
- 51.5 Frank Lewis vs. Pittsburgh 12/19/76 (2-103, 1 TD)
- 50.0 Braylon Edwards vs. N.Y. Jets 1/24/10 (2-100, 1 TD)

MOST TOUCHDOWN RECEPTIONS**CAREER:**

- 9 Reggie Wayne, 2001-14
- 4 Dallas Clark, 2003-11
- 3 Brandon Stokley, 2003-06
- Pierre Garcon, 2008-11

MOST TOUCHDOWN RECEPTIONS

GAME:

Colts:	2	Marvin Harrison vs. Denver 1/4/04
		Brandon Stokley vs. Denver 1/4/04
		Reggie Wayne vs. Denver 1/9/05
		T.Y. Hilton vs. Kansas City 1/4/14
		LaVon Brazill at New England 1/11/14
Opp:	3	Gary Collins at Cleveland 12/27/64
		Dave Casper vs. Oakland 12/24/77
	2	Lynn Swann vs. Pittsburgh 12/19/76

LONGEST RECEPTION

Colts:	87t	Brandon Stokley from Peyton Manning vs. Denver 1/4/04
	75t	John Mackey from John Unitas vs. Dallas 1/17/71*
	72t	Reggie Wayne from Peyton Manning at San Diego 1/3/09
	68t	Ray Perkins from John Unitas vs. Oakland 1/3/71
	64t	T.Y. Hilton from Andrew Luck vs. Kansas City 1/4/14
Opp:	80t	Braylon Edwards from Mark Sanchez vs. N.Y. Jets 1/24/10
	79t	Donnie Avery from Alex Smith vs. Kansas City 1/4/14
	76t	Frank Lewis from Terry Bradshaw vs. Pittsburgh 12/19/76
	75t	Paul Warfield from Bob Griese at Miami 1/2/72
	62t	Kyle Rote from Charlie Conerly at N.Y. Giants 12/28/58

YARDS FROM SCRIMMAGE

MOST ATTEMPTS

CAREER:

204	Joseph Addai, 2006-11
185	Edgerrin James, 1999-05
128	Dominic Rhodes, 2001-06, 08, 10

MOST ATTEMPTS GAME:

Colts:	32	Joseph Addai vs. Kansas City 1/6/07 (25 rush/7 rec.)
	31	Daniel Herron at Denver 1/11/15 (23 rush/8 rec.)
	30	Lydell Mitchell at Pittsburgh 12/27/75 (26 rush/4 rec.)
	29	Joseph Addai vs. Chicago 2/4/07* (19 rush/10 rec.)
Opp:	43	Lamar Smith at Miami 12/30/00 (40 rush/3 rec.)
	34	Matt Snell vs. N.Y. Jets 1/12/69* (30 rush/4 rec.)

MOST ATTEMPTS GAME: cont...

30	Jim Brown at Cleveland 12/27/64 (27 rush/3 rec.)
	LeGarrette Blount at New England 1/18/15 (30 rush)

MOST YARDS

CAREER:

1254	Reggie Wayne, 2001-14
919	Joseph Addai, 2006-11
883	Marvin Harrison, 1996-08

GAME:

Colts:	224	T.Y. Hilton vs. Kansas City 1/4/14 (224 rec.)
	221	Reggie Wayne vs. Denver 1/9/05 (221 rec.)
	178	Raymond Berry at N.Y. Giants 12/28/58 (178 rec.)
	157	Zack Crockett at San Diego 12/31/95 (147 rush/10 rec.)
Opp:	227	Lamar Smith at Miami 12/30/00 (209 rush/18 rec.)
	208	Priest Holmes at Kansas City 1/11/04 (176 rush/32 rec.)
	176	Eddie George vs. Tennessee 1/16/00 (162 rush/14 rec.)
	175	Bob Schnelker vs. N.Y. Giants 12/27/59 (175 rec.)



Raymond Berry ranks third in franchise history in postseason single-game yards from scrimmage with 178 against the New York Giants in 1958.

PUNTING

MOST PUNTS

CAREER:

60	David Lee, 1966-78
52	Hunter Smith, 1999-08
39	Pat McAfee, 2009-14

GAME:

Colts:	12	David Lee vs. Oakland 12/24/77
	9	David Lee at Pittsburgh 12/27/75
	8	Tom Gilburg at Green Bay 12/26/65
		Chris Gardocki at Pittsburgh 12/29/96
Opp:	9	Ron Widby vs. Dallas 1/17/71*
	8	Dave Lewis vs. Cincinnati 12/26/70

MOST PUNTS

GAME: cont...

		Ray Guy vs. Oakland 12/24/77
		Kevin Huber vs. Cincinnati 1/4/15

MOST PUNT YARDS

CAREER:

2397	David Lee, 1966-78
2288	Hunter Smith, 1999-08
1830	Pat McAfee, 2009-14

GAME:

Colts:	438	David Lee vs. Oakland 12/24/77
	361	David Lee at Pittsburgh 12/27/75
	340	Hunter Smith vs. Tennessee 1/16/00
Opp:	380	Kevin Huber vs. Cincinnati 1/4/15
	377	Ron Widby vs. Dallas 1/17/71*
	374	Ray Guy vs. Oakland 12/24/77

HIGHEST PUNTING AVERAGE

(Min. 2/Career, 3 Att/Game)

CAREER:

46.9	Pat McAfee, 2009-14
44.0	Hunter Smith, 1999-08
41.1	Chris Gardocki, 1995-97

GAME:

Colts:	52.8	Hunter Smith vs. New England 1/21/07 (4-211)
	51.8	Pat McAfee at New England 1/11/14 (5-259)
	51.5	Pat McAfee vs. Cincinnati 1/4/15 (4-206)
Opp:	59.0	Mike Scifres vs. San Diego 1/13/08 (3-177)
	52.7	Mike Scifres at San Diego 1/3/09 (6-316)
	52.3	Dustin Colquitt vs. Kansas City 1/6/07 (6-314)

MOST TOUCHBACKS

CAREER:

7	David Lee, 1966-78
6	Hunter Smith, 1999-08

MOST TOUCHBACKS GAME:

Colts:	2	David Lee at Pittsburgh 12/27/75
		Pat McAfee vs. Cincinnati 1/4/15
Opp:	4	Sean Weatherford vs. N.Y. Jets 1/8/11
	3	Ray Guy vs. Oakland 12/24/77

MOST PUNTS BLOCKED

CAREER:

1	David Lee, 1966-78
---	--------------------



ADMINISTRATION

COACHING STAFF

FOOTBALL OPERATIONS

BUSINESS OPERATIONS

PLAYERS

2016 SEASON IN REVIEW

COLTS HISTORY

RECORDS

COLTS IN THE COMMUNITY

GAME:

Colts: 1 David Lee vs. Oakland
12/24/77
Opp: None

LONGEST PUNT**GAME:**

Colts: 68 Pat McAfee vs. Cincinnati
1/4/15
63 Hunter Smith at San Diego
1/3/09
60 Hunter Smith at San Diego
1/3/09
58 Rohn Stark at Cleveland
1/9/88
Hunter Smith vs. New England
1/21/07
Pat McAfee at New England
1/11/14
Pat McAfee at New England
1/18/15
Opp: 67 Mike Scifres at San Diego
1/3/09
66 Dustin Colquitt vs. Kansas City
1/6/07
Mike Scifres vs. San Diego
1/13/08

PUNT RETURNS**MOST RETURNS****CAREER:**

15 Terrence Wilkins, 1999-01, 03, 06
13 Ron Gardin, 1970-71
11 Rick Volk, 1967-75

GAME:

Colts: 7 Ron Gardin vs. Cincinnati
12/26/70
5 Rick Volk at Miami 1/2/72
Josh Cribbs vs. Cincinnati
1/4/15
Opp: 5 Neil Colzie vs. Oakland
12/24/77
Jahine Arnold at Pittsburgh
12/29/96
Antwaan Randle El vs. Pittsburgh
1/15/06
Julian Edelman at New England
1/11/14

MOST YARDS**CAREER:**

167 Terrence Wilkins, 1999-01, 03, 06
79 T.J. Rushing, 2006-09
71 Ray Buchanan, 1993-96

GAME:

Colts: 52 Ray Buchanan at San Diego
12/31/95
46 T.J. Rushing vs. San Diego
1/13/08
42 Terrence Wilkins vs. Chicago
2/4/07*

MOST YARDS**CAREER:** cont...

Opp: 77 Jahine Arnold at Pittsburgh
12/29/96
72 Darren Sproles at San Diego
1/3/09
71 Leroy Kelly at Cleveland
12/26/71
Julian Edelman at New England
1/18/15

HIGHEST AVERAGE**(Min. 4 Returns, 2/Game)****CAREER:**

11.8 Ray Buchanan, 1993-96
11.1 Terrence Wilkins, 1999-01, 03, 06
10.3 Howard Stevens, 1975-77

GAME:

Colts: 26.0 Ray Buchanan at San Diego
12/31/95 (2-52)
15.3 T.J. Rushing vs. San Diego
1/13/08 (3-46)
14.0 Terrence Wilkins vs. Chicago
2/4/07* (3-42)
Opp: 24.0 Darren Sproles at San Diego
1/3/09 (3-72)
23.7 Leroy Kelly at Cleveland
12/26/71 (3-71)
Julian Edelman at New England
1/18/15 (3-71)
17.7 Andre Hastings at Pittsburgh
1/14/96 (3-53)

LONGEST RETURN**GAME:**

Colts: 46 Ray Buchanan at San Diego
12/31/95
24 Terrence Wilkins vs. Tennessee
1/16/00
22 T.J. Rushing vs. San Diego
1/13/08
Opp: 48 Leroy Kelly at Cleveland
12/26/71
45 Julian Edelman at New England
1/18/15
34 Jacoby Jones at Baltimore
1/6/13
33 Andre Hastings at Pittsburgh
1/14/96

KICKOFF RETURNS**MOST RETURNS****CAREER:**

20 Terrence Wilkins, 1999-00, 03, 06
19 Dominic Rhodes, 2001-06, 08, 10
12 Chad Simpson, 2008-09

GAME:

Colts: 6 Albert Bentley at Cleveland
1/9/88
Opp: 7 Dante Hall at Kansas City
1/11/04
Quintin Demps vs. Kansas City
1/14/14

MOST YARDS**CAREER:**

417 Dominic Rhodes, 2001-06, 08, 10
386 Terrence Wilkins, 1999-01, 03, 06
258 Chad Simpson, 2008-09

GAME:

Colts: 134 Marshall Johnson vs. Oakland
12/24/77
129 T.J. Rushing vs. San Diego
1/13/08
121 Dominic Rhodes at New England
1/18/04
114 Albert Bentley at Cleveland
1/9/88
111 Chad Simpson vs. New Orleans
2/7/10*
Opp: 220 Ellis Hobbs vs. New England
1/21/07
208 Dante Hall at Kansas City
1/11/04
187 Quintin Demps vs. Kansas City
1/14/14
169 Carl Garrett vs. Oakland
12/24/77
139 Brad Smith vs. N.Y. Jets 1/24/10

HIGHEST AVERAGE**(Min. 3/Career, 2/Game)****CAREER:**

44.7 Marshall Johnson, 1975-80
30.0 LaVon Brazill, 2012-13
29.0 Josh Cribbs, 2014
27.8 Preston Pearson, 1967-68
27.7 Charlie Pittman, 1971

GAME:

Colts: 44.7 Marshall Johnson vs. Oakland
12/24/77 (3-134, 1 TD)
33.5 Josh Cribbs vs. Cincinnati 1/4/15
(2-67)
30.0 LaVon Brazill vs. Kansas City
1/4/14 (3-90)
29.5 Preston Pearson vs. N.Y. Jets
1/12/69* (2-59)
29.0 Charlie Pittman at Miami
1/2/72 (2-58)
Opp: 44.0 Antonio Cromartie vs. N.Y. Jets
1/8/11 (2-88)
36.7 Ellis Hobbs vs. New England
1/21/07 (6-220)
33.8 Carl Garrett vs. Oakland
12/24/77 (5-169)

HIGHEST AVERAGE (Min. 3/Career, 2/Game)

CAREER: cont...

- 30.0 Phil King vs. N.Y. Giants
12/27/59 (2-60)
Jacoby Jones at Baltimore
1/6/13 (2-60)

LONGEST RETURN

GAME:

- Colts: 87t Marshall Johnson vs. Oakland
12/24/77
38 Charlie Pittman at Miami
1/2/72
Albert Bentley at Cleveland
1/9/88
Josh Cribbs vs. Cincinnati 1/4/15
Dante Hall at Kansas City
Opp: 92t 1/11/04
Devin Hester vs. Chicago 2/4/07*
80 Ellis Hobbs vs. New England
1/21/07

SACKS

MOST SACKS

CAREER:

- 9.0 Dwight Freeney, 2002-12
7.0 Bubba Smith, 1967-71
6.5 Robert Mathis, 2003-14

GAME:

- 2.0 Dwight Freeney vs. Kansas City
1/6/07
2.0 Dwight Freeney at San Diego
1/3/09
2.0 Robert Mathis at San Diego
1/3/09

INTERCEPTIONS

MOST INTERCEPTIONS

CAREER:

- 5 Jerry Logan, 1963-72
Rick Volk, 1967-75
4 Antoine Bethea, 2006-13
3 Mike Curtis, 1965-75
Kelvin Hayden, 2005-10

GAME:

- Colts: 2 Johnny Sample vs. N.Y. Giants
12/27/59
Rick Volk at Cleveland 12/26/71
Lloyd Mumphord at Pittsburgh
12/27/75
Bruce Laird vs. Oakland
12/24/77
Jason Belser at San Diego
12/31/95
Chad Cota at Miami 12/30/00
David Macklin vs. Denver 1/4/04
Opp: 3 Ty Law at New England 1/18/04
2 Randy Beverly vs. N.Y. Jets
1/12/69*
Chuck Howley vs. Dallas
1/17/71*

MOST INTERCEPTIONS

CAREER: cont...

- Ty Law vs. Kansas City 1/6/07
Ed Reed at Baltimore 1/13/07
Husain Abdullah vs. Kansas City
1/4/14
Alfonzo Dennard at New England
1/11/14

MOST RETURN YARDS

CAREER:

- 112 Rick Volk, 1967-75
72 Eugene Daniel, 1984-96
68 Jason Belser, 1992-2000

GAME:

- Colts: 68 Jason Belser at San Diego
12/31/95
67 Lloyd Mumphord at Pittsburgh
12/27/75
66 Johnny Sample vs. N.Y. Giants
12/27/59
Opp: 74 Tracy Porter vs. New Orleans
2/7/10*
62 Dick Anderson at Miami 1/2/71
48 Frank Minnifield at Cleveland
1/9/88

HIGHEST AVERAGE (Minimum 3)

CAREER:

- 22.4 Rick Volk, 1967-75
20.0 Kelvin Hayden, 2005-10
13.2 Jerry Logan, 1963-72

GAME (MIN. 2):

- Colts: 34.0 Jason Belser at San Diego
12/31/95
33.5 Lloyd Mumphord at
Pittsburgh 12/27/75
33.0 Johnny Sample vs. N.Y. Giants
12/27/59
Opp: 21.5 Ty Law vs. Kansas City 1/6/07
11.0 Chuck Howley vs. Dallas 1/17/71*

LONGEST RETURN-TD RETURNS

GAME:

- Colts: 61t Bruce Laird vs. Oakland 12/24/77
59t Eugene Daniel at Pittsburgh
12/29/96
58t Lloyd Mumphord at Pittsburgh
12/27/75
56t Kelvin Hayden vs. Chicago
2/4/07*
42t Johnny Sample vs. N.Y. Giants
12/27/59
Opp: 74t Tracy Porter vs. New Orleans
2/7/10*
62t Dick Anderson at Miami 1/2/72
48t Frank Minnifield at Cleveland
1/9/88
39t Asante Samuel vs. New England
1/21/07
38t Ed Reed vs. Baltimore 1/16/10

FUMBLES

LONGEST FUMBLE RETURNS FOR TOUCHDOWNS

- Colts: 60 Mike Curtis vs. Minnesota
12/22/68
25 Don Shinnick at Green Bay
12/26/65
Opp: 93 Andy Russell at Pittsburgh
12/27/75



Mike Curtis holds the team record for the longest fumble return for a touchdown when he recorded a 60-yard return in 1968 against the Minnesota Vikings.

COLTS TEAM PLAYOFF

RECORDS

(*Denotes Super Bowl)

SCORING

MOST POINTS

- Colts: 49 vs. Denver 1/9/05
45 vs. Kansas City 1/4/14
41 vs. Denver 1/4/04
38 at Kansas City 1/11/04
vs. New England 1/21/07
Opp: 45 at New England 1/18/15
44 vs. Kansas City 1/4/14
43 at New England 1/11/14
42 at Pittsburgh 12/29/96
41 at N.Y. Jets 1/4/03

FEWEST POINTS

- Colts: 0 at Cleveland 12/27/64
at Miami 1/2/72
at N.Y. Jets 1/4/03
3 at New England 1/16/05
Opp: 0 at Cleveland 12/29/68
vs. Cincinnati 12/26/70
3 at Cleveland 12/26/71
vs. Baltimore 1/16/10

MOST POINTS BOTH TEAMS

- 89 vs. Kansas City 1/4/14
(Colts 45, Chiefs 44)
73 vs. Denver 1/9/05 (Colts 49,
Broncos 24)
72 vs. New England 1/21/07
(Colts 38, Patriots 34)

**MOST POINTS BOTH TEAMS** cont...

- 69 at Kansas City 1/11/04
(Colts 38, Chiefs 31)
68 vs. Oakland 12/24/77
(Raiders 37, Colts 31, 2 OT)

FEWEST POINTS BOTH TEAMS

- 17 vs. Cincinnati 12/26/70 (Colts
17, Bengals 0)
at Kansas City 1/7/96 (Colts
10, Chiefs 7)
21 at Miami 1/2/72 (Dolphins 21,
Colts 0)
at Baltimore 1/13/07 (Colts 15,
Ravens 6)

MOST TOUCHDOWNS

- Colts: 7 vs. Denver 1/9/05
6 vs. Kansas City 1/4/14
5 at San Diego 12/31/95
vs. Denver 1/4/04
at Kansas City 1/11/04
Opp: 6 at New England 1/11/14
at New England 1/18/15
5 vs. Pittsburgh 12/19/76
vs. Oakland 12/24/77
at Cleveland 1/9/88
at Pittsburgh 12/29/96
at N.Y. Jets 1/4/03
vs. Kansas City 1/4/14

MOST RUSHING TOUCHDOWNS

- Colts: 4 at Cleveland 12/29/68
3 at San Diego 12/31/95
vs. Denver 1/9/05
Opp: 6 at New England 1/11/14
5 at Pittsburgh 12/29/96
3 at Pittsburgh 12/27/75
at San Diego 1/3/09
at New England 1/18/15

MOST PASSING TOUCHDOWNS

- Colts: 5 vs. Denver 1/4/04
4 vs. Denver 1/9/05
4 vs. Kansas City 1/4/14
3 at Kansas City 1/11/04
vs. San Diego 1/13/08
vs. N.Y. Jets 1/24/10
Opp: 4 vs. Kansas City 1/4/14
3 at Cleveland 12/27/64
vs. Pittsburgh 12/19/76
vs. Oakland 12/24/77
at Cleveland 1/9/88
at N.Y. Jets 1/4/03
vs. San Diego 1/13/08
at New England 1/18/15

MOST DEFENSIVE TOUCHDOWNS

- Colts: 1 vs. N.Y. Giants 12/28/58
at Green Bay 12/26/65
vs. Minnesota 12/22/68
vs. Oakland 12/24/77
at Pittsburgh 12/29/96
vs. Chicago 2/4/07*

MOST DEFENSIVE TOUCHDOWNS

- cont...
Opp: 1 vs. Miami 1/2/72
vs. Pittsburgh 12/27/75
at Cleveland 1/9/88
vs. New England 1/21/07
vs. New Orleans 2/7/10*

MOST PATS/ATTEMPTS

- Colts: 7/7 vs. Denver 1/9/05
6/6 vs. Kansas City 1/4/14
5/5 at San Diego 12/31/95
vs. Denver 1/4/04
at Kansas City 1/11/04
Opp: 6/6 at New England 1/18/15
5/5 at Cleveland 1/9/88
vs. N.Y. Jets 1/4/03
at New England 1/11/14
4/5 vs. Pittsburgh 12/19/76

MOST FIELD GOALS

- Colts: 5 at Baltimore 1/13/07
4 vs. Cincinnati 1/4/15
Opp: 5 at New England 1/18/04
4 vs. Tennessee 1/16/00
3 vs. N.Y. Giants 12/27/59
vs. N.Y. Jets 1/12/69*
vs. New Orleans 2/7/10*
vs. Kansas City 1/4/14

MOST FIELD GOAL ATTEMPTS

- Colts: 5 at Baltimore 1/13/07
Opp: 5 at New England 1/18/04
4 vs. Tennessee 1/16/00

FIRST DOWNS

- MOST**
Colts: 32 vs. New England 1/21/07
29 vs. San Diego 1/13/08
28 vs. Kansas City 1/6/07
vs. Kansas City 1/4/14
Opp: 30 vs. Kansas City 1/4/14
29 vs. Pittsburgh 12/19/76
28 vs. Oakland 12/24/77
at New England 1/18/15
27 at San Diego 12/31/95

FEWEST

- Colts: 8 at Pittsburgh 12/29/96
9 at Green Bay 12/26/65
10 at Pittsburgh 12/19/76
at N.Y. Jets 1/4/03
11 at Cleveland 12/27/64
Opp: 7 vs. Cincinnati 12/26/70
vs. Kansas City 1/6/07
10 at N.Y. Giants 12/28/58
vs. Dallas 1/17/71*
11 at Cleveland 12/26/71
vs. Chicago 2/4/07*

MOST BOTH TEAMS

- 58 vs. Kansas City 1/4/14 (Colts 28,
Chiefs 30)
51 at Kansas City 1/11/04 (Colts
27, Chiefs 24)
50 vs. Oakland 12/24/77 (Raiders
28, Colts 22)
49 vs. New England 1/21/07 (Colts
32, Patriots 17)
vs. San Diego 1/13/08 (Colts 29,
Chargers 20)

FEWEST BOTH TEAMS

- 23 vs. Cincinnati 12/26/70 (Colts 16,
Bengals 7)
24 vs. Dallas 1/17/71* (Colts 14,
Cowboys 10)
26 at Pittsburgh 12/27/75 (Steelers
16, Colts 10)
27 at Cleveland 12/26/71 (Colts 16,
Browns 11)
28 at Baltimore 1/13/07 (Colts 15,
Ravens 13)

MOST RUSHING

- Colts: 13 at Cleveland 12/29/68
vs. Kansas City 1/6/07
12 vs. Cincinnati 12/26/70
vs. Chicago 2/4/07*
10 vs. Oakland 12/24/77
at San Diego 12/31/95
at Kansas City 1/11/04
Opp: 16 at Pittsburgh 12/29/96
at Miami 12/30/00
14 at New England 1/18/15
13 at Pittsburgh 12/27/75
at N.Y. Jets 1/4/03
at New England 1/11/14

FEWEST RUSHING

- Colts: 0 at Pittsburgh 12/29/96
at New England 1/16/05
2 vs. Minnesota 12/22/68
at N.Y. Jets 1/4/03
3 vs. N.Y. Giants 12/27/59
vs. Tennessee 1/16/00
vs. Baltimore 1/16/10
at New England 1/11/14
Opp: 2 at Cleveland 12/29/68
vs. Cincinnati 12/26/70
vs. Kansas City 1/6/07
vs. Baltimore 1/16/10
3 at N.Y. Giants 12/28/58
vs. Chicago 2/4/07*
vs. New Orleans 2/7/10*

MOST PASSING

- Colts: 23 vs. Kansas City 1/4/14
21 vs. San Diego 1/13/08
20 vs. New England 1/21/07
19 vs. N.Y. Jets 1/24/10
18 vs. Denver 1/9/05

MOST PASSING cont...

Opp:	20	at	San Diego 12/31/95
	17	vs.	Minnesota 12/22/68
		vs.	Oakland 12/24/77
	16	vs.	New Orleans 2/7/10*
		vs.	Kansas City 1/4/14

FEWEST PASSING

Colts:	2	at	Green Bay 12/26/65
	4	at	Cleveland 12/27/64
		vs.	Cincinnati 12/26/70
		at	Pittsburgh 12/27/75
	6	vs.	Dallas 1/17/71*
Opp:	3	at	Pittsburgh 12/27/75
	4	at	Miami 1/2/72

MOST BY PENALTY

Colts:	4	vs.	Dallas 1/17/71*
	4	vs.	Pittsburgh 12/19/76
		vs.	Oakland 12/24/77
		vs.	San Diego 1/13/08
		at	New England 1/18/15
Opp:	3	at	Cleveland 12/27/64
		at	Green Bay 12/26/65
		vs.	Oakland 12/24/77
		at	Pittsburgh 1/14/96
		vs.	Pittsburgh 1/15/06
		at	San Diego 1/3/09
		at	Denver 1/11/15

NET YARDS**MOST NET YARDS**

Colts:	536	vs.	Kansas City 1/4/14
	530	vs.	Denver 1/9/05
	482	vs.	Cincinnati 1/4/15
	479	vs.	Denver 1/4/04
	461	vs.	N.Y. Jets 1/24/10
Opp:	526	vs.	Pittsburgh 12/19/76
	513	vs.	Kansas City 1/4/14
	491	vs.	Oakland 12/24/77
	439	at	Baltimore 1/6/13
	434	at	Miami 12/30/00



The Colts generated a team record 536 net yards against the Kansas City Chiefs in an AFC Wild Card contest on January 4, 2014. Andrew Luck threw for 443 yards and four touchdowns.

FEWEST NET YARDS

Colts:	146	at	Pittsburgh 12/29/96
	154	at	Pittsburgh 12/27/75
	170	vs.	Pittsburgh 12/19/76
	175	at	Green Bay 12/26/65

FEWEST NET YARDS cont...

	176	at	N.Y. Jets 1/4/03
Opp:	126	vs.	Kansas City 1/6/07
	139	vs.	Cincinnati 12/26/70
	165	at	Cleveland 12/26/71
	173	at	Cleveland 1/17/71

TOTAL PLAYS**MOST PLAYS**

Colts:	87	at	Baltimore 1/6/13
	82	at	N.Y. Giants 12/28/58
		vs.	Oakland 12/24/77
	81	vs.	Chicago 2/4/07*
	80	vs.	Kansas City 1/6/07
		vs.	New England 1/21/07
Opp:	89	vs.	Oakland 12/24/77
	84	at	Miami 12/30/00
	81	at	Green Bay 12/26/65
	80	at	San Diego 12/31/95
		vs.	Kansas City 1/4/14

FEWEST PLAYS

Colts:	46	at	N.Y. Jets 1/4/03
	47	at	Cleveland 12/27/64
	52	at	Pittsburgh 12/29/96
		at	New England 1/18/15
	53	vs.	Minnesota 12/22/68
		vs.	Pittsburgh 12/19/76
Opp:	45	at	Miami 1/2/72
		vs.	Kansas City 1/6/07
	46	vs.	Cincinnati 12/26/70
	48	vs.	Chicago 2/4/07*
	51	at	Baltimore 1/13/07

MOST PLAYS BOTH TEAMS

171	vs.	Oakland 12/24/77 (Raiders 89, Colts 82)
145	at	New England 1/18/04 (Colts 76, Patriots 69)
145	vs.	Kansas City 1/4/14 (Colts 65, Chiefs 80)
143	at	Baltimore 1/6/13 (Colts 87, Ravens 56)
141	at	Green Bay 12/26/65 (Packers 81, Colts 60)

FEWEST PLAYS BOTH TEAMS

107	at	Cleveland 12/27/64 (Browns 60, Colts 47)
112	vs.	Cincinnati 12/26/70 (Colts 66, Bengals 46)
	vs.	Denver 1/4/04 (Broncos 58, Colts 54)
113	at	Miami 1/2/72 (Colts 68, Dolphins 45)
115	vs.	Dallas 1/17/71* (Cowboys 59, Colts 56)
	at	N.Y. Jets 1/4/03 (Jets 69, Colts 46)

PASSING**MOST YARDS**

Colts:	458	vs.	Denver 1/9/05
	443	vs.	Kansas City 1/4/14
	402	vs.	San Diego 1/13/08
	394	vs.	Denver 1/4/04
	377	vs.	N.Y. Jets 1/24/10
Opp:	378	vs.	Kansas City 1/4/14
	345	vs.	Oakland 12/24/77
	312	vs.	San Diego 1/13/08
	308	vs.	Pittsburgh 12/19/76
	302	vs.	N.Y. Jets 1/24/10

FEWEST YARDS

Colts:	40	at	Green Bay 12/26/65
	95	at	Cleveland 12/27/64
	100	at	Pittsburgh 12/27/75
	112	at	Kansas City 1/7/96
	126	at	New England 1/18/15
Opp:	93	vs.	Cincinnati 12/26/70
	103	at	Pittsburgh 12/27/75
	107	vs.	Kansas City 1/6/07
	112	vs.	Tennessee 1/16/00
	127	at	Dallas 1/17/71

MOST YARDS BOTH TEAMS

799	vs.	Kansas City 1/4/14 (Colts 436, Chiefs 363)
742	vs.	Denver 1/9/05 (Colts 458, Broncos 284)
714	vs.	San Diego 1/13/08 (Colts 402, Chargers 312)
679	vs.	N.Y. Jets 1/24/10 (Colts 377, Jets 302)
621	vs.	New Orleans 2/7/10* (Colts 333, Saints 288)

FEWEST YARDS BOTH TEAMS

203	at	Pittsburgh 12/27/75 (Steelers 103, Colts 100)
238	vs.	Cincinnati 12/26/70 (Colts 145, Bengals 93)
264	at	Kansas City 1/7/96 (Chiefs 152, Colts 112)
274	at	Cleveland 12/26/71 (Colts 143, Browns 131)

MOST ATTEMPTS

Colts:	54	at	Baltimore 1/6/13
	48	vs.	San Diego 1/13/08
	47	at	New England 1/18/04
		vs.	New England 1/21/07
	45	vs.	New Orleans 2/7/10*
		vs.	Kansas City 1/4/14
Opp:	47	at	San Diego 12/31/95
	46	vs.	Kansas City 1/4/14
		at	Denver 1/11/15
	44	vs.	Minnesota 12/22/68
	41	at	Green Bay 12/26/65
		at	Pittsburgh 1/14/96

ADMINISTRATION

COACHING
STAFFFOOTBALL
OPERATIONSBUSINESS
OPERATIONS

PLAYERS

2016 SEASON
IN REVIEW

COLTS HISTORY

RECORDS

COLTS IN THE
COMMUNITY

**FEWEST ATTEMPTS**

Colts: 12 at Green Bay 12/26/65
 17 vs. Cincinnati 12/26/70
 20 at Cleveland 12/27/64
 21 at Cleveland 12/26/71
 Opp: 8 at Miami 1/2/72
 13 at Pittsburgh 12/27/75
 18 at N.Y. Giants 12/28/58
 at Cleveland 12/27/64
 21 vs. Oakland 1/3/71

MOST ATTEMPTS BOTH TEAMS

91 vs. Kansas City 1/4/14 (Colts 45, Chiefs 46)
 89 at Denver 1/11/15 (Colts 43, Broncos 46)
 84 at New England 1/18/04 (Colts 47, Patriots 37)
 vs. New Orleans 2/7/10* (Colts 45, Saints 39)
 81 vs. New England 1/21/07 (Colts 47, Patriots 34)

FEWEST ATTEMPTS BOTH TEAMS

35 at Pittsburgh 12/27/75 (Colts 22, Steelers 13)
 38 at Cleveland 12/27/64 (Colts 20, Browns 18)
 vs. Cincinnati 12/26/70 (Bengals 21, Colts 17)
 44 at Miami 1/2/72 (Colts 36, Dolphins 8)

MOST COMPLETIONS

Colts: 33 vs. San Diego 1/13/08
 31 vs. Kansas City 1/6/07
 vs. New Orleans 2/7/10*
 vs. Cincinnati 1/4/15
 30 vs. Baltimore 1/16/10
 Opp: 32 vs. New Orleans 2/7/10*
 30 vs. Kansas City 1/4/14
 26 vs. Minnesota 12/22/68
 at Denver 1/11/15
 25 at Pittsburgh 1/14/96
 24 vs. Denver 1/9/05

FEWEST COMPLETIONS

Colts: 5 at Green Bay 12/26/65
 6 vs. Cincinnati 12/26/70
 8 at Pittsburgh 12/27/75
 Opp: 4 at Miami 1/2/72
 8 vs. Cincinnati 12/26/70
 at Pittsburgh 12/27/75
 11 at Cleveland 12/27/64

MOST COMPLETIONS BOTH TEAMS

63 vs. New Orleans 2/7/10* (Saints 32, Colts 31)
 59 vs. Kansas City 1/4/14 (Colts 29, Chiefs 30)
 53 at Denver 1/11/15 (Colts 27, Broncos 26)
 51 vs. Denver 1/9/05 (Colts 27, Broncos 24)
 at Baltimore 1/6/13 (Colts 28, Ravens 23)

FEWEST COMPLETIONS BOTH TEAMS

14 vs. Cincinnati 12/26/70 (Bengals 8, Colts 6)
 16 at Pittsburgh 12/27/75 (Colts 8, Steelers 8)
 22 vs. Dallas 1/9/66# (Cowboys 15, Colts 7)
 23 at Cleveland 12/27/64 (Colts 12, Browns 11)
 vs. Dallas 1/17/71* (Cowboys 12, Colts 11)

MOST TOUCHDOWNS

Colts: 5 vs. Denver 1/4/04
 4 vs. Denver 1/9/05
 vs. Kansas City 1/4/14
 3 at Kansas City 1/11/04
 vs. San Diego 1/13/08
 vs. N.Y. Jets 1/24/10
 Opp: 4 vs. Kansas City 1/4/14
 3 (7 times) Last: at New England 1/18/15

MOST TIMES SACKED

Colts: 7/57 vs. N.Y. Giants 12/27/59
 6/50 vs. Oakland 12/24/77
 5/45 vs. Pittsburgh 12/19/76
 5/43 vs. Pittsburgh 1/15/06
 5/28 at Pittsburgh 12/27/75
 Opp: 5/48 vs. Oakland 1/3/71
 5/39 vs. N.Y. Giants 12/27/59
 5/35 at Cleveland 12/26/71
 4/34 at Cleveland 12/29/68
 4/27 at San Diego 1/3/09
 4/25 vs. Kansas City 1/6/07

MOST YARDS LOST ATTEMPTING TO PASS

Colts: 57 vs. N.Y. Giants 12/28/58
 50 vs. Oakland 12/24/77
 45 vs. Pittsburgh 12/19/76
 43 vs. Pittsburgh 1/15/06
 Opp: 48 vs. Oakland 1/3/71
 45 vs. N.Y. Giants 12/27/59
 35 at Cleveland 12/26/71
 34 at Cleveland 12/29/68

MOST INTERCEPTIONS

Colts: 4 vs. N.Y. Jets 1/12/69*
 at New England 1/18/04
 at New England 1/11/14
 3 vs. Dallas 1/17/71*
 at Miami 1/2/72
 vs. Kansas City 1/6/07
 vs. Kansas City 1/4/14
 Opp: 4 at San Diego 12/31/95

PUNTING**MOST**

Colts: 13 vs. Oakland 12/24/77
 9 at Pittsburgh 12/27/75
 8 at Green Bay 12/26/65
 at Pittsburgh 12/29/96
 Opp: 9 vs. Dallas 1/17/71*
 8 vs. Cincinnati 12/26/70
 vs. Oakland 12/24/77
 vs. Cincinnati 1/4/15

FEWEST

Colts: 0 vs. Denver 1/4/04
 at Kansas City 1/11/04
 1 at New England 1/18/04
 vs. San Diego 1/13/08
 vs. Kansas City 1/4/14
 Opp: 0 at Kansas City 1/11/04
 1 vs. Pittsburgh 12/19/76
 at Cleveland 1/9/88

MOST YARDS

Colts: 438 vs. Oakland 12/24/77
 361 at Pittsburgh 12/27/75
 340 vs. Tennessee 1/16/00
 339 at Pittsburgh 12/29/96
 330 at Green Bay 12/26/65
 Opp: 380 vs. Cincinnati 1/4/15
 377 vs. Dallas 1/17/71*
 374 vs. Oakland 12/24/77
 316 at San Diego 1/3/09
 314 vs. Kansas City 1/6/07

HIGHEST AVERAGE (MIN. 3 ATTEMPTS)

Colts: 52.8 vs. New England 1/21/07
 51.8 at New England 1/11/14
 51.5 vs. Cincinnati 1/4/15
 50.8 at N.Y. Giants 12/28/58
 50.0 at Pittsburgh 1/14/96
 Opp: 59.0 vs. San Diego 1/13/08
 52.7 at San Diego 1/3/09
 52.3 vs. Kansas City 1/6/07
 52.0 vs. Tennessee 1/16/00
 51.4 vs. New England 1/21/07

PENALTIES**MOST**

Colts: 10 at Denver 1/11/15
 9 vs. Pittsburgh 1/15/06
 at San Diego 1/3/09
 vs. Cincinnati 1/4/15
 8 vs. Oakland 12/24/77
 Opp: 12 vs. Pittsburgh 12/19/76
 10 vs. Dallas 1/17/71*
 vs. San Diego 1/13/08
 9 vs. Tennessee 1/16/00
 at Baltimore 1/6/13

FEWEST

Colts: 1 at Miami 12/30/00
 at Kansas City 1/11/04
 vs. N.Y. Jets 1/24/10
 2 vs. Oakland 1/3/71
 vs. Minnesota 12/22/68
 at Miami 1/2/72
 at N.Y. Jets 1/4/03
 vs. N.Y. Jets 1/8/11
 Opp: 1 vs. Cincinnati 12/26/70
 at Miami 1/2/72

MOST BOTH TEAMS

19 vs. Pittsburgh 12/19/76 (Steelers 12, Colts 7)
 16 vs. Tennessee 1/16/00 (Titans 9, Colts 7)
 15 vs. Oakland 12/24/77 (Colts 8, Raiders 7)
 vs. San Diego 1/13/08 (Chargers 10, Colts 5)

MOST BOTH TEAMS cont...

vs. Cincinnati 1/4/15 (Colts 9, Bengals 6)

FEWEST BOTH TEAMS

3 at Miami 1/2/72 (Colts 2, Dolphins 1)
4 vs. Oakland 1/3/71 (Colts 2, Raiders 2)

MOST YARDS

Colts: 82 vs. Oakland 12/24/77
75 at Cleveland 1/9/88
74 at San Diego 1/3/09
67 vs. Pittsburgh 1/15/06
at Denver 1/11/15
Opp: 133 vs. Dallas 1/17/71*
88 vs. Pittsburgh 12/19/76
79 vs. San Diego 1/13/08
78 vs. Tennessee 1/16/00
70 at Baltimore 1/6/13

FEWEST YARDS

Colts: 5 at Kansas City 1/11/04
vs. N.Y. Jets 1/24/10
10 vs. Oakland 1/3/71
at Miami 12/30/00
at N.Y. Jets 1/4/03
vs. N.Y. Jets 1/8/11
Opp: 5 vs. Cincinnati 12/26/70
8 vs. Pittsburgh 1/15/06
at Denver 1/11/15
12 at Miami 1/2/72
13 vs. Kansas City 1/6/07

MOST YARDS BOTH TEAMS

164 vs. Dallas 1/17/71* (Cowboys 133, Colts 31)
147 vs. Pittsburgh 12/19/76 (Steelers 88, Colts 59)
vs. Oakland 12/24/77 (Colts 82, Raiders 65)
138 vs. Tennessee 1/16/00 (Titans 78, Colts 60)
133 vs. San Diego 1/13/08 (Chargers 79, Colts 54)

FEWEST YARDS BOTH TEAMS

25 vs. N.Y. Jets 1/8/11 (Jets 15, Colts 10)
30 vs. Oakland 1/3/71 (Raiders 20, Colts 10)
32 at Miami 1/2/72 (Colts 20, Dolphins 12)
34 vs. Kansas City 1/4/14 (Colts 19, Chiefs 15)
35 at Kansas City 1/11/04 (Chiefs 30, Colts 5)
at New England 1/18/04 (Colts 20, Patriots 15)

FUMBLES**MOST FUMBLES**

Colts: 5 vs. Dallas 1/17/71* (5/4)
4 at Kansas City 1/7/96 (4/0)
3 vs. Denver 1/4/04 (3/1)
at New England 1/16/05 (3/2)
at Baltimore 1/13/07 (3/0)
Opp: 6 at N.Y. Giants 12/28/58 (6/4)
at Cleveland 12/26/71 (6/2)
4 vs. Oakland 12/24/77 (4/2)
vs. Chicago 2/4/07* (4/3)

MOST FUMBLES LOST

Colts: 4 vs. Dallas 1/17/71* (5/4)
Opp: 4 at N.Y. Giants 12/28/58 (6/4)
3 at Pittsburgh 12/27/75 (3/3)
3 vs. Chicago 2/4/07* (4/3)

FEWEST FUMBLES

Colts: 0 (12 times) Last: at Denver 1/11/15
Opp: 0 (9 times) Last: vs. New Orleans 2/7/10*

FEWEST FUMBLES LOST

Colts: 0 (24 times) Last: at Denver 1/11/15
Opp: 0 (18 times) Last: at New England 1/18/15

MOST FUMBLES BOTH TEAMS

8 at N.Y. Giants 12/28/58 (Giants 6, Colts 2)
at Cleveland 12/26/71 (Browns 6, Colts 2)
6 vs. Dallas 1/17/71* (Colts 5, Cowboys 1)
vs. Chicago 2/4/07* (Bears 4, Colts 2)

FEWEST FUMBLES BOTH TEAMS

0 at Miami 12/30/00
vs. New Orleans 2/7/10*

MOST FUMBLES LOST BOTH TEAMS

6 at N.Y. Giants 12/28/58 (Giants 4, Colts 2)
5 vs. Dallas 1/17/71* (Colts 4, Cowboys 1)
vs. Chicago 2/4/07* (Bears 3, Colts 2)
4 at Cleveland 12/26/71 (Colts 2, Browns 2)

FEWEST FUMBLES LOST BOTH TEAMS

0 (14 times) Last: at New England 1/18/15



RECORDS

100-YARD RUSHING GAMES (179)

Date	Player	No-Yds	Date	Player	No-Yds	Date	Player	No-Yds
10/15/00	James at Sea.	38-219	10/17/10	Addai at Was.	17-128	11/7/77	Mitchell vs. Was.	29-111
11/21/04	James at Chi.	23-204	9/13/98	Faulk at NE	29-127	10/17/99	James at NYJ	26-111
9/19/71	Bulaich vs. NYJ	22-198	11/16/03	James vs. NYJ	36-127	12/11/00	James vs. Buf.	27-111
2/27/87	Dickerson vs. TB	33-196	11/8/64	Lorick at Chi.	14-126	9/23/01	James vs. Buf.	23-111
9/25/55	Ameche vs. Chi.	15-194	10/29/78	Washington at Mia.	20-126	9/25/66	Lorick vs. SF	18-110
11/29/98	Faulk at Balt.	17-192	10/27/85	McMillan vs. GB	24-126	11/19/67	Matte vs. Det.	17-110
10/28/56	Moore vs. GB	13-185	12/23/01	Rhodes vs. NYJ	17-126	12/18/83	Dickey vs. Hou.	23-110
11/30/75	Mitchell vs. KC	26-178	12/14/03	James vs. Atl.	20-126	12/30/90	Dickerson at Mia.	20-110
10/1/95	Faulk vs. St.L.Rams	19-177	9/25/88	Dickerson vs. Mia.	30-125	10/30/94	Faulk vs. NYJ	24-110
12/16/01	Rhodes vs. Atl.	29-177	1/11/04*	James at KC	26-125	11/9/97	Faulk vs. Cin.	18-110
9/22/85	Wonsley vs. Det.	27-170	9/3/00	James at KC	28-124	9/30/73	McCauley vs. NO	20-109
12/28/03	James at Hou.	27-171	10/22/00	James vs. NE	20-124	10/30/83	McMillan at Phil.	19-109
11/26/06	Addai vs. Phil.	24-171	9/19/04	James at Ten.	21-124	9/4/88	Dickerson vs. Hou.	24-109
10/23/88	Dickerson at SD	30-169	11/28/05	James vs. Pit.	29-124	11/17/99	James vs. KC	20-109
12/4/88	Dickerson at Mia.	31-169	12/4/83	Dickey vs. NYJ	18-123	11/11/56	Ameche at Cle.	18-108
12/18/88	Dickerson vs. Buf.	36-166	11/8/04	James vs. Minn.	26-123	10/17/71	Bulaich at NVG	15-108
12/21/86	Bentley at Raid.	25-162	11/13/54	Taseff vs. GB@M	15-122	12/15/85	McMillan at TB	13-108
11/25/56	Ameche vs. LA Rams	20-162	11/26/61	Moore at Was.	6-122	11/14/99	James at NYG	16-108
12/18/11	Brown vs. Ten.	16-161	11/13/05	James vs. Hou.	26-122	11/23/03	James at Buf.	28-108
10/11/87	Banks vs. NYJ	25-159	1/6/07*	Addai vs. KC	25-122	9/25/05	James vs. Cle.	27-108
10/31/88	Dickerson vs. Den.	21-159	9/16/84	Dickey vs. St.L.Cards.	23-121	10/12/75	Mitchell vs. Buf.	19-107
10/20/74	Mitchell at NYJ	40-156	10/7/07	Keith vs. TB	28-121	12/17/89	Dickerson vs. Mia.	21-107
11/15/87	Dickerson at Mia.	30-154	11/11/56	Moore at Cle.	11-120	12/30/00*	James at Mia.	21-107
10/1/55	Ameche vs. Det.	21-153	11/22/59	Ameche vs. SF	25-120	12/4/05	James vs. Ten.	28-107
11/21/99	James at Phil.	22-152	12/15/63	Matte vs. LA Rams	13-120	9/17/61	Perry vs. LA Rams	18-106
10/22/89	Dickerson at Cin.	31-152	9/14/03	James vs. Ten.	30-120	11/23/75	Mitchell at Mia.	26-106
11/17/74	Mitchell at Atl.	33-151	12/7/75	Mitchell at NYG	23-119	9/19/76	Mitchell vs. Cin.	27-106
12/31/95*	Crockett at SD	13-147	10/16/60	Moore vs. LA Rams	9-118	11/4/79	Washington vs. Cin.	22-106
9/6/81	McMillan at NE	16-146	10/2/88	Dickerson at NE	29-118	9/10/89	Dickerson vs. SF	19-106
11/1/87	Bentley at NYJ	29-145	9/19/99	James at NE	32-118	11/17/02	James vs. Dal.	24-106
11/25/90	Dickerson at Cin.	22-143	11/26/00	James vs. Mia.	26-118	10/16/16	Gore at Hou.	22-106
9/4/94	Faulk at Hou.	23-143	9/6/07	Addai vs. NO	23-118	11/5/61	Perry vs. GB	21-105
10/21/01	James vs. NE	30-143	11/7/53	Huzvar at Det.	19-117	11/25/04	James at Det.	23-105
10/17/05	James vs. St.L.Rams	23-143	10/29/55	Ameche vs. GB	22-117	12/5/04	James vs. Ten.	18-105
11/16/58	Ameche at Chi.	26-142	11/2/69	Matte vs. Was.	21-117	10/9/05	Addai at SF	21-105
12/16/73	Mitchell vs. NE	34-142	11/22/87	Dickerson at NE	27-117	11/16/08	James at Hou.	22-105
10/9/77	Mitchell vs. Mia.	17-142	9/19/88	Dickerson at Cle.	22-117	12/16/12	Ballard at Hou.	18-105
9/9/04	James at NE	30-142	12/16/90	Dickerson at NYJ	28-117	12/9/73	Mitchell vs. Mia.	35-104
1/6/02	Rhodes vs. Den.	31-141	12/1/91	Dickerson vs. Cle.	16-117	9/11/94	Faulk at TB	18-104
10/29/00	James vs. Det.	31-139	10/31/99	James vs. Dal.	27-117	11/25/01	Rhodes vs. SF	27-104
10/23/05	James at Hou.	21-139	1/12/69*	Matte vs. NYJ	11-116	10/26/03	James vs. Hou.	23-104
11/8/87	Dickerson vs. SD	35-138	12/26/70*	Bulaich vs. Cin.	25-116	12/12/04	James at Hou.	28-104
9/15/02	James vs. Mia.	30-138	9/17/89	Dickerson at LA Rams	21-116	11/7/05	James at NE	34-104
11/22/89	Dickerson vs. Cle.	26-137	11/16/97	Faulk vs. GB	17-116	10/18/98	Faulk at SF	17-103
12/5/53	Taliaferro vs. LA Rams	16-136	10/14/01	James vs. Oak.	26-116	12/26/99	James at Cle.	28-103
10/19/58	Moore at Det.	12-136	9/26/76	Mitchell at Dal.	27-115	11/23/80	Dickey at NE	16-102
11/1/76	Mitchell vs. Hou.	28-136	9/20/81	Dickey at Den.	12-115	12/21/97	Faulk at Minn.	23-102
11/29/87	Dickerson vs. Hou.	27-136	12/20/87	Dickerson at SD	23-115	10/25/01	James at KC	27-102
10/10/04	James vs. Oak.	32-136	12/13/98	Faulk vs. Cin.	26-115	12/5/96	Faulk vs. Phil.	16-101
9/30/07	Addai vs. Den.	19-136	11/30/58	Moore vs. SF	8-114	12/12/99	James vs. NE	20-101
9/9/01	James at NYJ	28-135	9/18/77	Mitchell at Sea.	32-114	12/18/16	Gore at Minn.	26-101
9/30/73	Mitchell vs. NYJ	22-133	9/30/84	McMillan vs. Buf.	16-114	11/12/61	Perry at Minn.	19-100
12/9/97	Faulk at NYJ	23-133	11/10/02	Mungro at Phil.	28-114	10/6/85	Bentley vs. Buf.	17-100
11/19/89	Dickerson vs. NYJ	31-131	10/10/93	Potts vs. Dal.	18-113	12/9/85	Potts vs. Buf.	14-100
11/12/00	James vs. NYJ	31-131	2/4/07*	Rhodes vs. Chi.	21-113	11/4/01	Rhodes at Buf.	24-100
12/6/81	Dickey vs. Dal.	15-130	10/22/72	McCauley at NYJ	26-112	12/24/06	Addai at Hou.	15-100
12/5/99	James at Mia.	23-130	11/9/75	Mitchell at Buf.	27-112	10/28/07	Addai at Car.	23-100
12/4/94	Faulk at Sea.	27-129	10/6/85	McMillan vs. Buf.	20-112			
12/19/10	Brown vs. Jax.	14-129	9/12/99	James vs. Buf.	26-112			
12/24/00	James vs. Minn.	26-128	12/17/00	James at Mia.	32-112			
9/18/05	James vs. Jax.	27-128	11/4/07	Addai vs. N.E.	26-112			

*Postseason Game

LEADERS: Edgerrin James, 51; Eric Dickerson, 24; Lydell Mitchell, 16; Marshall Faulk, 14; Joseph Addai, 9; Alan Ameche, 7; Curtis Dickey, 6; Randy McMillan, 6; Lenny Moore, 6; Dominic Rhodes, 6; Tom Matte, 4; Albert Bentley, 3; Norm Bulaich, 3; Joe Perry, 3; Donald Brown, 2; Frank Gore, 2; Tony Lorick, 2; Don McCauley, 2; Roosevelt Potts, 2; Joe Washington, 2; Vick Ballard, 1; Chuck Banks, 1; Zack Crockett, 1; John Huzvar, 1; Kenton Keith, 1; James Mungro, 1; George Taliaferro, 1; Carl Taseff, 1; George Wonsley, 1.

AGAINST OPPONENT: Jets, 16; Dolphins, 14; Patriots, 13; Bills, 12; Titans, 10; Texans, 9; Rams, 8; Bengals, 7; Browns, 7; Lions, 7; 49ers, 7; Chiefs, 6; Packers, 6; Bears, 5; Cowboys, 5; Eagles, 5; Vikings, 5; Broncos, 4; Buccaneers, 4; Chargers, 4; Redskins, 4; Falcons, 3; Giants, 3; Raiders, 3; Saints, 3; Seahawks, 3; Jaguars, 2; Cardinals, 1; Panthers, 1; Ravens, 1; Steelers, 1.

TWO 100-YARD RUSHERS: Moore (120), Ameche (108) at Cle. 11/11/56; Mitchell (133), McCauley (109) vs. NO 9/30/73; McMillan (112), Bentley (100) vs. Buf. 10/6/85. **Total: 3**

ADMINISTRATION

COACHING STAFF

FOOTBALL OPERATIONS

BUSINESS OPERATIONS

PLAYERS

2016 SEASON IN REVIEW

COLTS HISTORY

RECORDS

COLTS IN THE COMMUNITY

300-YARD PASSING GAMES (156)

Date	Player	C-A-YDS-TD-IN	Date	Player	C-A-YDS-TD-IN
10/31/04	472 Manning at KC	25-44-472-5-1	11/18/12	334 Luck at NE	27-50-334-2-3
1/9/05	*458 Manning vs. Den.	27-33-458-4-1	2/7/10	*333 Manning vs. NO	31-45-333-1-1
1/4/14	*443 Luck vs. Jac.	29-45-443-4-3	10/25/15	333 Luck vs. NO	23-44-333-3-2
9/25/00	440 Manning vs. KC	23-36-440-4-0	11/1/14	*331 Luck at NE	20-41-331-2-4
9/12/10	433 Manning at Hou.	40-57-433-3-0	9/25/16	331 Luck vs. SD	24-37-331-1-1
11/4/12	433 Luck vs. Mia.	30-48-433-2-0	11/15/92	330 George vs. NE	18-35-330-2-3
12/5/04	425 Manning vs. Ten.	25-33-425-3-2	1/2/94	330 George vs. Buf.	30-48-330-1-0
9/23/01	421 Manning vs. Buf.	23-29-421-4-2	9/30/90	329 Trudeau at Phil.	19-40-329-3-1
9/26/99	404 Manning at SD	29-54-404-2-1	12/20/92	328 George vs. Pho.	25-41-328-1-1
1/13/07	*402 Manning vs. SD	33-48-402-3-2	11/11/07	328 Manning at SD	34-56-328-2-6
9/17/67	401 Unitas vs. Atl.	23-32-401-2-1	11/3/02	327 Manning vs. Ten.	37-50-327-2-1
11/16/03	401 Manning vs. NYJ	27-36-401-1-0	11/15/09	327 Manning vs. NE	28-44-327-4-2
9/17/06	400 Manning vs. Hou.	26-38-400-3-0	11/5/06	326 Manning at NE	20-36-326-2-1
10/26/14	400 Luck at Pit.	26-45-400-3-2	12/8/13	326 Luck at Cin.	29-46-326-4-0
11/1/59	397 Unitas vs. Cle.	23-41-397-4-3	12/16/01	325 Manning vs. Atl.	23-35-325-3-1
11/21/10	396 Manning at NE	38-52-396-4-3	9/26/10	325 Manning at Den.	27-43-325-3-0
9/26/04	393 Manning vs. GB	28-40-393-5-0	11/15/59	324 Unitas vs. GB@M	19-33-324-3-0
9/28/14	393 Luck vs. Ten.	29-41-393-4-1	11/6/60	324 Unitas vs. GB	20-29-324-4-1
12/2/12	391 Luck at Det.	24-54-391-4-3	10/31/65	324 Unitas at SF	23-34-324-4-0
10/6/03	386 Manning at TB	34-47-386-2-1	12/11/05	324 Manning at Jax.	24-36-324-2-0
12/16/62	385 Unitas vs. Minn.	19-34-385-4-2	12/15/63	323 Unitas vs. LA Rams	21-37-323-1-0
12/15/74	385 Jones vs. NYJ	36-53-385-4-4	11/20/77	322 Jones vs. NYJ	23-36-322-2-1
9/11/16	385 Luck vs. Det.	31-47-385-4-0	10/9/16	322 Luck vs. Chi.	28-39-322-2-0
12/26/04	383 Manning vs. SD	27-44-383-2-1	11/7/05	321 Manning at NE	28-37-321-3-1
9/27/09	379 Manning at Ari.	24-35-379-4-1	9/15/13	321 Luck vs. Mia.	25-43-321-1-1
1/4/04	*377 Manning vs. Den.	22-26-377-5-0	11/1/17	321 Luck vs. Jax.	24-40-321-2-1
1/24/10	*377 Manning vs. NYJ	26-39-377-3-0	11/14/04	320 Manning vs. Hou.	18-27-320-5-2
11/10/63	376 Unitas vs. Det.	17-24-376-2-1	11/16/08	320 Manning vs. Hou.	30-46-320-2-0
9/24/72	376 Unitas vs. NYJ	26-45-376-2-0	10/10/65	319 Unitas vs. Det.	18-24-319-3-1
11/7/93	376 George at Was.	37-59-376-3-1	10/19/69	319 Unitas at NO	20-28-319-3-0
1/4/15	*376 Luck vs. Cin.	31-44-376-1-0	10/8/95	319 Harbaugh at Mia.	25-33-319-3-0
11/12/67	370 Unitas at Atl.	17-20-370-4-0	11/10/02	319 Manning at Phil.	18-23-319-3-0
11/25/01	370 Manning vs. SF	31-51-370-1-4	12/9/10	319 Manning at Ten.	25-35-319-2-0
9/7/14	370 Luck at Den.	35-53-370-2-2	12/14/86	318 Hogeboom vs. Buf.	23-33-318-2-0
9/21/14	370 Luck at Jax.	31-39-370-4-0	10/18/92	318 George vs. SD	27-39-318-2-2
10/9/14	370 Luck at Hou.	25-44-370-3-1	12/14/08	318 Manning vs. Det.	28-37-318-1-0
11/30/14	370 Luck vs. Was.	19-27-370-5-1	11/8/09	318 Manning vs. Hou.	34-50-318-1-1
10/24/04	368 Manning at Jax.	27-39-368-3-0	10/12/86	315 Trudeau vs. NO	24-44-315-2-1
12/8/62	367 Unitas vs. Was.	25-36-367-4-1	11/29/15	315 Hasselbeck vs. TB	26-42-315-2-0
9/10/00	367 Manning vs. Oak.	33-48-367-3-2	11/18/56	314 Unitas at Det.	17-30-314-0-1
12/22/02	365 Manning vs. NYG	30-46-365-3-2	12/16/61	314 Unitas at SF	19-34-314-3-0
11/20/05	365 Manning at Cin.	24-40-365-3-1	9/28/03	314 Manning at NO	20-25-314-6-0
12/5/10	365 Manning vs. Dal.	36-48-365-2-4	10/31/99	313 Manning vs. Dal.	22-34-313-1-2
12/18/08	364 Manning at Jax.	29-34-364-3-0	12/10/06	313 Manning at Jax.	25-50-313-0-1
10/7/12	362 Luck vs. GB	31-55-362-2-1	9/23/12	313 Luck vs. Jax.	22-46-313-2-1
11/16/86	359 Trudeau at NYJ	27-57-359-1-4	10/21/90	312 Trudeau vs. Den.	24-39-312-2-1
12/4/60	357 Unitas vs. Det.	22-40-357-2-3	9/16/07	312 Manning at Ten.	28-42-312-1-1
9/27/81	357 Jones vs. Mia.	20-27-357-3-1	10/5/14	312 Luck vs. Bal.	32-49-312-1-2
11/29/98	357 Manning at Balt.	27-42-357-3-1	10/18/15	312 Luck vs. NE	30-50-312-3-0
11/26/60	356 Unitas vs. SF	16-30-356-3-5	12/23/07	311 Manning vs. Hou.	28-35-311-3-0
11/3/14	354 Luck at NYG	25-46-354-4-0	9/14/08	311 Manning at Minn.	26-42-311-1-2
12/1/63	355 Unitas at Was.	24-37-355-3-1	10/11/81	310 Jones vs. Cin.	22-30-310-1-2
10/1/67	353 Unitas vs. SF	22-37-353-2-0	11/30/97	310 Harbaugh at NE	22-41-310-2-0
10/4/09	353 Manning vs. Sea.	31-41-353-2-1	12/2/01	310 Manning at Bal.	27-48-310-2-1
12/4/11	353 Orlovsky at NE	30-37-353-2-1	1/3/09	*310 Manning at SD	25-42-310-1-0
11/10/13	353 Luck vs. Stl.	29-47-353-1-3	9/27/98	309 Manning vs. NO	29-32-309-1-3
10/3/16	353 Luck at Ten.	27-39-353-3-0	10/11/09	309 Manning at Ten.	36-44-309-3-1
10/3/10	352 Manning at Jax.	33-46-352-2-1	9/9/12	309 Luck at Chi.	23-45-309-1-3
12/3/06	351 Manning at Ten.	21-28-351-1-2	12/17/09	308 Manning at Jax.	23-30-308-4-1
12/28/58	*349 Unitas at NYG	26-40-349-1-1	10/2/60	307 Unitas vs. Chi.	14-27-307-4-0
1/21/07	*349 Manning vs. NE	27-47-349-1-1	9/28/75	307 Jones vs. Raid.	21-43-307-1-1
12/19/70	348 Morrall vs. NYJ	18-33-348-4-1	10/17/10	307 Manning at Was.	25-38-307-2-0
9/22/91	348 George vs. Det.	29-40-348-2-1	11/9/75	306 Jones at Buf.	14-22-306-2-1
11/9/03	347 Manning at Jax.	28-45-347-2-2	11/21/65	305 Unitas vs. Phil.	19-32-305-1-2
11/1/09	347 Manning vs. SF	31-48-347-0-0	11/25/79	304 Landry vs. Mia.	25-42-304-3-1
10/29/06	345 Manning at Den.	32-39-345-3-0	10/21/02	304 Manning at Pit.	32-48-304-1-3
12/8/63	344 Unitas vs. Minn.	17-22-344-3-0	11/1/04	*304 Manning at KC	22-30-304-3-0
10/19/14	344 Luck vs. Cin.	27-42-344-2-0	9/21/09	303 Manning at Mia.	14-23-303-2-0
11/6/66	342 Unitas vs. Was.	22-31-342-3-2	11/16/14	303 Luck vs. NE	23-39-303-2-1
10/22/06	342 Manning vs. Was.	25-35-342-4-0	10/29/61	302 Unitas vs. Chi.	20-36-302-2-2
12/18/77	340 Jones vs. NE	19-30-340-3-0	10/6/68	302 Morrall vs. Chi.	14-25-302-1-4
11/16/97	340 Justin vs. GB	24-30-340-1-0	9/6/98	302 Manning vs. Mia.	21-37-302-1-3
12/17/66	339 Unitas at SF	20-30-339-4-1	11/5/00	302 Manning at Chi.	26-39-302-2-1
12/3/00	339 Manning at NYJ	27-51-339-2-2	9/19/76	301 Jones vs. Cin.	14-29-301-3-3
11/29/92	337 Trudeau vs. Buf.	26-41-337-0-1	9/1/91	301 George vs. NE	27-42-301-1-2
12/18/05	336 Manning vs. SD	26-45-336-1-2	9/13/09	301 Manning vs. Jax.	28-38-301-1-1
12/20/98	335 Manning at Sea.	23-39-335-1-1	10/26/69	300 Unitas vs. SF	19-37-300-2-3
10/21/01	335 Manning vs. NE	22-34-335-1-0			
10/8/00	334 Manning at NE	31-54-334-1-3			

*Postseason Game

LEADERS: Manning, 71; Luck, 29; Unitas, 27; Jones, 8; George, 7; Trudeau, 5; Harbaugh, 2; Morrall, 2; Hasselbeck, 1; Hogeboom, 1; Justin, 1; Landry, 1; Orlovsky, 1.
AGAINST OPPONENT: Patriots, 16; Jaguars, 12; 49ers, 8; Chargers, 8; Jets, 8; Lions, 8; Titans, 8; Dolphins, 7; Redskins, 7; Texans, 7; Bears, 6; Bengals, 6; Broncos, 6; Saints, 6; Bills, 5; Packers, 5; Chiefs, 3; Eagles, 3; Falcons, 3; Giants, 3; Ravens, 3; Vikings, 3; Buccaneers, 2; Cardinals, 2; Cowboys, 2; Raiders, 2; Rams, 2; Seahawks, 2; Steelers, 2; Browns, 1; Panthers, 0.

ADMINISTRATION

COACHING STAFF

FOOTBALL OPERATIONS

BUSINESS OPERATIONS

PLAYERS

2016 SEASON IN REVIEW

COLTS HISTORY

RECORDS

COLTS IN THE COMMUNITY



100-YARD RECEPTION GAMES (348)

Date	Player	No-Yds	Date	Player	No-Yds	Date	Player	No-Yds
11/10/57	Berry at Was.	12-224	9/13/87	Brooks vs. Cin.	6-146	12/8/63	Berry vs. Minn.	8-127
1/4/14	*Hilton vs. KC	13-224	9/23/01	Harrison vs. Buf.	7-146	10/23/94	Faulk vs. Was.	8-127
10/9/14	Hilton at Hou.	9-223	12/5/16	Hilton vs. NYJ	9-146	12/23/01	Harrison vs. NYJ	12-127
1/9/05	*Wayne vs. Den.	10-221	10/3/11	Garcon at TB	2-146	11/25/04	Harrison at Det.	12-127
10/7/12	Wayne vs. GB	13-212	10/4/64	Orr vs. Rams	5-145	9/17/06	Harrison vs. Hou.	7-127
10/24/76	Carr at NYJ	5-210	9/27/81	Butler vs. Mia.	4-145	11/30/14	Fleener vs. Was.	4-127
11/7/93	Langhorne at Was.	12-203	10/6/02	Harrison vs. Cin.	9-145	10/11/53	Taliaferro at Chi.	5-126
12/5/10	Wayne vs. Dal.	14-200	11/5/06	Harrison at NE	8-145	12/27/59	*Moore vs. NYG	3-126
9/19/76	Carr vs. Cin.	6-198	12/8/63	Mackey vs. Minn.	5-144	9/17/67	Mackey vs. Atl.	8-126
9/26/99	Harrison at SD	13-196	10/10/93	Dawkins vs. Dal.	8-144	11/17/68	Richardson vs. Stl.	5-126
9/26/99	Harrison at SD	13-196	9/15/02	Harrison vs. Mia.	11-144	11/18/01	Pollard at NO	3-126
10/3/10	Wayne at Jax.	15-196	1/4/04	*Stokley vs. Den.	4-144	9/27/09	Wayne at Ariz.	7-126
9/28/70	Hinton vs. KC	11-190	11/16/14	Fleener vs. NE	7-144	11/15/09	Wayne vs. NE	10-126
9/18/78	Carr at NE	6-187	10/1/61	Moore vs. Minn.	5-143	10/2/54	B. Young vs. NYG	2-125
10/23/60	Berry at Det.	11-186	9/18/66	Mackey at Minn.	6-143	12/12/65	Berry vs. GB	10-125
9/24/67	Richardson at Phil.	11-184	12/23/07	Wayne vs. Hou.	10-143	12/13/70	Jefferson at Buf.	5-125
9/26/04	Wayne vs. GB	11-184	12/14/08	Clark vs. Det.	12-142	11/7/76	L. Mitchell at SD	8-125
9/21/09	Clark at Mia.	7-183	9/10/00	Harrison vs. Oak.	10-141	10/15/95	Dilger vs. SF	7-125
11/9/58	Moore at NYG	6-181	9/21/03	Wayne vs. Jax.	9-141	12/5/99	Harrison at Mia.	8-125
11/26/60	Berry vs. SF	9-181	11/16/03	Harrison vs. NYJ	10-141	11/20/05	Clark at Cin.	6-125
12/8/57	Moore at SF	6-180	10/2/60	Moore vs. Chi.	4-140	10/9/11	Garcon at Cin.	5-125
12/28/58	*Berry at NYG	12-178	11/1/07	Wayne at SD	10-140	12/3/67	Hawkins vs. Dal.	8-124
11/16/86	Brooks at NYJ	9-177	10/6/13	Hilton vs. Sea.	5-140	10/31/71	Perkins vs. Pit.	2-124
10/6/03	Harrison at TB	11-176	11/26/60	Moore vs. SF	5-139	11/6/78	Carr vs. Was.	4-124
11/11/01	Harrison vs. Mia.	9-174	12/4/60	Moore vs. Det.	4-139	9/12/99	Green vs. Buf.	5-124
9/25/16	Hilton vs. SD	8-174	10/16/88	Brooks vs. TB	7-139	12/7/03	Harrison at Ten.	10-124
12/15/02	Harrison at Cle.	9-172	12/6/64	Orr vs. Det.	5-138	11/7/05	Wayne at NE	9-124
12/3/06	Harrison at Ten.	7-172	12/26/99	Harrison at Cle.	14-138	9/15/13	Hilton vs. Mia.	6-124
9/26/10	Collie at Den.	10-171	11/17/02	Harrison vs. Dal.	14-138	10/3/59	Berry vs. Chi.	8-123
10/9/16	Hilton vs. Chi.	12-171	10/29/06	Wayne at Den.	10-138	11/8/64	Orr at Chi.	6-123
12/11/83	Henry at Den.	8-169	11/6/60	Berry vs. GB	10-137	12/17/95	Dawkins vs. SD	6-123
11/29/59	Berry vs. LA Rams	7-168	11/6/60	Moore vs. GB	8-137	12/26/04	Stokley vs. SD	7-123
9/23/01	Pathon vs. Buf.	9-168	11/10/02	Harrison at Phil.	6-137	1/24/10	*Collie vs. NYJ	7-123
10/28/07	Wayne at Car.	7-168	12/11/05	Harrison at Jax.	6-137	12/8/62	Berry vs. Was.	11-122
10/10/65	Orr vs. Det.	9-167	1/21/07	*Clark vs. NE	6-137	12/18/77	Chester vs. NE	4-122
11/21/65	Moore vs. Phil.	7-163	9/14/08	Gonzalez at Minn.	9-137	12/24/05	Stokley at Sea.	5-122
11/15/92	Johnson vs. NE	7-163	11/12/72	Havrilak at SF	6-136	10/22/06	Wayne vs. Was.	7-122
9/12/10	Collie at Hou.	11-163	11/9/75	Carr at Buf.	2-136	11/27/11	Wayne vs. Car.	5-122
9/13/09	Wayne vs. Jax.	10-162	12/6/09	Garcon vs. Ten.	6-136	11/23/14	Hilton vs. Jax.	4-122
10/4/87	Murray at Buf.	7-161	12/10/89	Wayne vs. Cle.	5-135	9/21/15	Moncrief vs. NYJ	7-122
9/23/68	Orr at Atl.	5-160	12/18/05	Harrison vs. SD	8-135	11/11/79	Washington at Mia.	10-121
11/10/68	Orr at Det.	5-160	9/17/06	Wayne vs. Hou.	6-135	9/12/99	Harrison vs. Buf.	8-121
10/1/89	Brooks at NYJ	7-159	9/9/12	Wayne at Chi.	9-135	11/10/02	Wayne at Phil.	6-121
10/8/00	Harrison at NE	13-159	11/12/67	Perkins at Atl.	5-134	11/3/13	Hilton at Hou.	7-121
9/28/03	Harrison at NO	6-158	12/7/69	Hinton vs. Det.	5-134	10/26/80	Car vs. Stl.	9-120
12/2/07	Wayne vs. Jax.	8-158	10/15/00	Harrison at Sea.	7-134	11/30/97	Dawkins at NE	7-120
11/23/58	Moore vs. LA Rams	6-157	12/9/07	Gonzalez at Balt.	6-134	9/16/84	Porter vs. Stl.	4-120
10/21/01	Harrison vs. NE	8-157	11/30/14	Moncrief vs. Was.	3-134	12/20/98	Small at Sea.	3-120
11/1/59	Berry vs. Cle.	11-156	12/8/62	Orr vs. Was.	6-133	11/1/98	Faulk vs. NE	9-119
9/8/96	Dilger at NYJ	7-156	12/7/80	Carr at Cin.	7-133	10/12/03	Harrison vs. Car.	8-119
10/24/99	Harrison vs. Cin.	8-156	1/4/04	*Harrison vs. Den.	7-133	9/19/04	Wayne at Ten.	7-119
10/22/00	Harrison vs. NE	5-156	10/23/16	Hilton at Ten.	7-133	10/31/04	Harrison at KC	5-119
11/18/56	Berry at Det.	6-155	10/30/66	Mackey at LA Rams	5-132	10/31/04	Wayne at KC	6-119
10/29/61	Moore vs. Chi.	7-155	11/14/04	Stokley vs. Hou.	5-132	11/8/09	Clark vs. Hou.	14-119
10/21/62	Orr at Chi.	7-155	12/17/09	Wayne at Jax.	5-132	9/28/14	Wayne vs. Ten.	7-119
12/29/13	Hilton vs. Jax.	11-155	12/13/15	Hilton at Jax.	4-132	10/4/58	Moore vs. Chi.	3-118
10/26/14	Hilton at Pit.	6-155	12/16/62	Berry vs. Minn.	8-131	12/12/99	Harrison vs. NE	6-118
11/29/98	Small at Balt.	9-153	11/6/66	Berry vs. Was.	10-131	10/12/08	Wayne vs. Balt.	8-118
12/5/04	Stokley vs. Ten.	8-153	11/6/66	Orr vs. Was.	5-131	10/25/59	Berry vs. GB	10-117
10/21/90	Hester vs. Den.	8-152	10/22/07	Wayne at Jax.	9-131	12/4/60	Berry vs. Det.	10-117
1/24/10	*Garcon vs. NYJ	11-151	12/15/63	Berry vs. LA Rams	7-130	12/19/99	Harrison vs. Was.	9-117
11/24/68	Richardson vs. Minn.	6-150	9/2/79	Washington at KC	13-130	12/14/03	Harrison vs. Atl.	7-117
10/13/02	Harrison vs. Balt.	12-150	11/10/13	Hilton vs. Stl.	7-130	11/20/05	Wayne at Cin.	5-117
12/4/11	Garcon at NE	9-150	10/29/89	Rison vs. NE	6-129	12/1/63	Matte at Was.	7-116
12/7/14	Hilton at Cle.	10-150	1/3/09	*Wayne at SD	4-129	11/1/59	Moore vs. Cle.	5-115
10/25/15	Hilton vs. NO	4-150	12/23/56	Mutscheller vs. Was.	6-128	12/5/59	Moore at SF	6-115
9/28/58	Berry vs. Det.	10-149	9/27/98	Faulk vs. NO	6-128	1/3/71	*Hinton vs. Oak.	5-115
11/10/63	Berry vs. Det.	5-148	11/15/98	Harrison vs. NYJ	9-128	9/24/72	Havrilak vs. NYJ	4-115
12/22/68	*Richardson vs. Minn.	6-148	11/25/01	Harrison vs. SF	8-128	9/3/00	Harrison at KC	9-115
9/25/00	Wilkins vs. Jax.	9-148	1/6/02	Harrison vs. Den.	9-128	9/6/07	Wayne vs. NO	7-115
11/1/09	Wayne vs. SF	12-147	12/22/02	Harrison vs. NYG	10-128	12/11/16	Hilton vs. Hou.	9-115
12/15/57	Berry at LA Rams	7-146	11/7/05	Harrison at NE	9-128	11/30/58	Berry vs. SF	9-114
10/26/69	Orr vs. SF	8-146	11/28/05	Harrison vs. Pit.	4-128	9/24/72	Mitchell vs. NYJ	8-114

100-YARD RECEPTION GAMES (348) CONT...

Date	Player	No-Yds	Date	Player	No-Yds	Date	Player	No-Yds
12/12/76	Carr vs. Buf.	4-114	10/12/58	Moore vs. GB@M	6-108	10/27/85	Capers vs. GB	5-104
12/13/81	Carr at Was.	6-114	12/17/66	Orr at SF	4-108	9/30/90	Bentley at Phil.	3-104
11/4/07	Addai vs. NE	5-114	9/14/80	Carr vs. Pit.	6-108	12/13/92	Cash at NYJ	7-104
11/9/08	Wayne at Pit.	6-114	10/31/88	Brooks vs. Den.	3-108	12/22/02	Wayne vs. NYG	6-104
11/29/15	Moncrief vs. TB	8-114	11/19/89	Rison vs. NYJ	5-108	12/14/08	Wayne vs. Det.	7-104
10/2/60	Berry vs. Chi.	7-113	11/13/05	Harrison vs. Hou.	7-108	11/8/59	Mutscheller at Was.	6-103
10/19/69	Orr at NO	5-113	12/18/08	Wayne at Jax.	7-108	11/22/64	Mackey at LA Rams	4-103
9/29/85	Butler at NYJ	4-113	11/22/09	Garcon at Balt.	6-108	12/15/96	Harrison at KC	6-103
9/10/06	Harrison at NYG	9-113	11/7/10	Tamme at Phil.	11-108	9/25/00	Harrison vs. Jax.	2-103
9/23/12	Hilton vs. Jax.	4-113	11/4/12	Avery vs. Mia.	5-108	12/8/02	Wayne at Ten.	5-103
1/6/13	*Wayne at Balt.	9-113	10/20/57	Mutscheller at Det.	5-107	1/6/07	*Clark vs. KC	9-103
10/26/14	Moncrief at Pit.	7-113	11/15/64	Moore vs. Minn.	3-107	10/17/10	Garcon at Was.	4-103
11/25/56	Mutscheller vs. LA Rams	5-112	11/24/02	Harrison at Det.	11-107	11/1/14	*Hilton at NE	4-103
10/15/61	Mutscheller at Chi.	4-112	11/21/10	Wayne at NE	8-107	1/4/15	*Hilton vs. Cin.	6-103
11/27/77	McCauley at Den.	11-112	11/14/13	Fleener at Ten.	8-107	11/25/65	Mackey at Det.	5-102
11/14/93	Langhorne vs. NYJ	8-112	12/8/13	Rogers at Cin.	6-107	12/15/74	Chester vs. NYJ	8-102
10/24/04	Stokley vs. Jax.	7-112	10/19/14	Hilton vs. Cin.	7-107	11/9/75	Doughty at Buf.	3-102
1/9/05	*Clark vs. Den.	6-112	9/28/75	Doughty vs. Oak.	5-106	11/20/77	Chester vs. NYJ	5-102
12/24/06	Harrison at Hou.	8-112	10/10/76	Chester vs. Mia.	5-106	9/6/98	Harrison vs. Mia.	5-102
1/8/11	*Garcon vs. NYJ	5-112	11/17/91	Brooks vs. Chi.	7-106	11/22/98	Faulk at Buf.	8-102
12/1/63	Orr at Was.	7-111	11/29/92	Arbuckle vs. Buf.	9-106	11/14/04	Clark vs. Hou.	3-102
10/10/71	Mitchell at Buf.	6-111	12/5/96	Harrison vs. Phil.	6-106	11/25/12	Wayne vs. Buf.	8-102
10/8/89	Brooks vs. Buf.	5-111	11/21/04	Wayne at Chi.	6-106	11/4/12	Hilton vs. Mia.	6-102
11/21/99	Wilkins at Phil.	4-111	12/5/04	Harrison vs. Ten.	4-106	12/28/58	*Moore at NYG	6-101
12/26/04	Harrison vs. SD	6-111	12/9/10	Wayne at Ten.	4-106	10/15/78	Doughty vs. NYJ	7-101
11/19/06	Wayne at Dal.	7-111	9/11/11	Wayne at Hou.	7-106	11/26/89	Brooks vs. SD	8-101
9/16/12	Avery vs. Min.	9-111	12/22/11	Wayne vs. Hou.	8-106	11/19/95	Dawkins at NE	4-101
12/30/12	Hilton vs. Hou.	4-111	10/31/54	Edwards at Was.	8-105	12/16/01	Pollard vs. Atl.	5-101
11/4/62	Orr at SF	5-110	12/16/61	Orr at SF	4-105	12/1/02	Harrison vs. Hou.	9-101
10/1/67	Perkins vs. SF	5-110	11/17/68	Mackey vs. Stl.	5-105	12/10/06	Harrison at Jax.	6-101
12/18/77	Doughty vs. NE	5-110	9/23/73	Doughty vs. NYJ	5-105	10/20/57	Moore at Det.	6-100
9/26/93	Hester vs. Cle.	7-110	10/26/75	M. Johnson at NYJ	3-105	11/18/62	Orr at GB	5-100
9/22/02	Harrison at Hou.	8-110	11/23/86	Brooks at Hou.	7-105	10/24/65	Orr vs. LA Rams	5-100
9/26/04	Stokley vs. GB	8-110	9/22/91	Johnson vs. Det.	9-105	10/31/71	Richardson vs. Pit.	4-100
12/10/06	Wayne at Jax.	8-110	10/18/92	Hester vs. SD	8-105	11/10/91	Hester at NYJ	5-100
10/21/56	Mutscheller at Chi.	5-109	10/1/94	Dawkins at Buf.	6-105	12/14/97	Dilger at NYJ	5-100
11/8/59	Moore at Was.	4-109	9/19/99	Harrison at NE	7-105	10/26/03	Harrison vs. Hou.	8-100
10/21/73	Doughty at Det.	3-109	11/22/07	Gonzalez at Atl.	6-105	11/16/03	Clark vs. NYJ	5-100
10/27/85	Bouza vs. GB	6-109	12/18/08	Clark at Jax.	8-105	11/18/12	Hilton at N.E.	6-100
11/14/99	Harrison at NYG	6-109	9/28/14	Hilton vs. Ten.	6-105	12/2/12	Hilton at Det.	6-100
10/29/00	Harrison vs. Det.	9-109	12/24/16	Hilton at Oak.	4-105	9/29/13	Wayne at Jax.	5-100
12/3/00	Wilkins at NYJ	7-109	11/13/60	Berry at Chi.	6-104			
12/24/00	Harrison vs. Minn.	12-109	10/6/68	Mackey vs. Chi.	7-104			
10/2/05	Harrison at Ten.	9-109	10/6/68	Orr vs. Chi.	2-104			

LEADERS: Marvin Harrison, 60; Reggie Wayne, 46; T.Y. Hilton, 27; Raymond Berry, 24; Lenny Moore, 19; Jimmy Orr, 18; Roger Carr, 10; Dallas Clark, 10; Bill Brooks, 9; John Mackey, 8; Pierre Garcon, 8; Brandon Stokley, 7; Glenn Doughty, 6; Jim Mutscheller, 6; Sean Dawkins, 5; Willie Richardson, 5; Raymond Chester, 4; Marshall Faulk, 4; Jessie Hester, 4; Donte Moncrief, 4; Austin Collier, 3; Ken Dilger, 3; Coby Fleener, 3; Anthony Gonzalez, 3; Eddie Hinton, 3; Ray Perkins, 3; Andre Rison, 3; Terrence Wilkins, 3; Donnie Avey, 2; Ray Butler, 2; Sam Havrilak, 2; Anthony Johnson, 2; Reggie Langhorne, 2; Tom Mitchell, 2; Marcus Pollard, 2; Torrance Small, 2; Joe Washington, 2; Joseph Addai, 1; Charles Arbuckle, 1; Albert Bentley, 1; Matt Bouza, 1; Wayne Capers, 1; Kerry Cash, 1; Dan Edwards, 1; E. G. Green, 1; Alex Hawkins, 1; Bernard Henry, 1; Roy Jefferson, 1; Marshall Johnson, 1; Tom Matte, 1; Don McCauley, 1; Lydell Mitchell, 1; Walter Murray, 1; Jerome Pathon, 1; Tracy Porter, 1; DaRick Rogers, 1; George Taliaferro, 1; Jacob Tamme, 1; Buddy Young, 1.

AGAINST OPPONENT: Jets, 26; Patriots, 24; Lions, 20; Redskins, 20; Jaguars, 19; Texans, 18; Bears, 17; Bills, 15; 49ers, 14; Titans, 14; Broncos, 12; Dolphins, 12; Chargers, 11; Packers, 11; Vikings, 11; Bengals, 10; Eagles, 10; Rams, 10; Chiefs, 9; Giants, 9; Browns, 7; Steelers, 7; Cowboys, 6; Falcons, 6; Ravens, 6; Saints, 6; Cardinals, 5; Buccaneers, 4; Raiders, 4; Seahawks, 4; Panthers, 3.

TWO 100-YARD RECEIVERS: Mutscheller (107), Moore (100) at Det. 10/20/57; Berry (178), Moore (101) at NYG 12/28/58*; Berry (156), Moore (115) vs. Cle. 11/1/59; Moore (109), Mutscheller (103) at Was. 11/8/59; Moore (140), Berry (113) vs. Chi. 10/2/60; Berry (137), Moore (137) vs. GB 11/6/60; Berry (181), Moore (139) vs. SF 11/26/60; Moore (139), Berry (117) vs. Det. 12/4/60; Orr (133), Berry (122) vs. Was. 12/16/62; Matte (116), Orr (111) at Was. 12/11/63; Mackey (144), Berry (127) vs. Min. 12/8/63; Berry (131), Orr (131) vs. Was. 11/6/66; Mackey (104), Orr (104) vs. Chi. 10/6/68; Richardson (126), Mackey (105) vs. St.L 11/17/68; Perkins (124), Richardson (100) vs. Pit. 10/31/71; Havrilak (115), T. Mitchell (114) vs. NYJ 9/24/72; Carr (136), Doughty (102) at Buf. 11/9/75; Chester (122), Doughty (110) vs. NE 12/18/77; Bouza (109), Capers (104) vs. GB 10/27/85; Green (124), Harrison (121) vs. Buf. 9/12/99; Wilkins (148), Harrison (103) vs. Jax. 9/25/00; Pathon (168), Harrison (146) vs. Buf. 9/23/01; Harrison (137), Wayne (121) at Phi. 11/10/02; Harrison (128), Wayne (104) vs. NYG 12/22/02; Wayne (141), Clark (100) vs. NYJ 11/16/03; Stokley (144), Harrison (133) vs. Den. 1/4/04*; Wayne (184), Stokley (110) vs. GB 9/26/04; Harrison (119), Wayne (119) at KC 10/31/04; Stokley (132), Clark (102) vs. Hou. 11/14/04; Stokley (153), Harrison (106) vs. Ten. 12/5/04; Stokley (123), Harrison (111) vs. SD 12/26/04; Wayne (221), Clark (112) vs. Den. 1/9/05*; Harrison (128), Wayne (124) at NE 11/7/05; Clark (125), Wayne (117) at Cin. 11/20/05; Wayne (135), Harrison (127) vs. Hou. 9/17/06; Wayne (110), Harrison (101) at Jax. 12/10/06; Clark (142), Wayne (104) vs. Det. 12/14/08; Wayne (108), Clark (105) at Jax. 12/18/08; Garcon (151), Collier (123) vs. NYJ 1/24/10*; Avery (108), Hilton (102) vs. Mia. 11/4/12; Wayne (119), Hilton (105) vs. Ten. 9/28/14; Hilton (155), Moncrief (113) at Pit. 10/26/14; Moncrief (134), Fleener (127) vs. Was. 11/30/14. **Total: 43**

ADMINISTRATION

COACHING STAFF

FOOTBALL OPERATIONS

BUSINESS OPERATIONS

PLAYERS

2016 SEASON IN REVIEW

COLTS HISTORY

RECORDS

COLTS IN THE COMMUNITY



ADMINISTRATION
COACHING STAFF
FOOTBALL OPERATIONS
BUSINESS OPERATIONS
PLAYERS
2016 SEASON IN REVIEW
COLTS HISTORY
RECORDS
COLTS IN THE COMMUNITY

10-PLUS RECEPTION GAMES (77)

Date	Player	No-Yds	Date	Player	No-Yds	Date	Player	No-Yds
10/3/10	Wayne at Jax.	15-196	9/24/67	Richardson at Phi.	11-184	12/2/79	Washington at NYJ	10-57
12/26/99	Harrison at Cle.	14-138	9/28/70	Hinton vs. KC	11-190	9/15/91	Johnson at LA Raiders	10-89
11/17/02	Harrison vs. Dal.	14-138	11/10/74	Mitchell vs. Den.	11-90	11/24/91	Brooks vs. GB@M	10-70
11/8/09	Clark vs. Hou.	14-119	11/27/77	McCauley at Den.	11-112	11/7/93	Johnson at Was.	10-83
12/5/10	Wayne vs. Dal.	14-200	10/11/81	Dickey vs. Cin.	11-88	12/1/96	Faulk vs. Buf.	10-78
12/15/74	Mitchell vs. NYJ	13-82	11/8/81	McMillan vs. NYJ	11-68	9/10/00	Harrison vs. Oak.	10-141
9/2/79	Washington at KC	13-130	9/1/91	Johnson vs. NE	11-87	12/22/02	Harrison vs. NYG	10-128
9/26/99	Harrison at SD	13-196	9/15/02	Harrison vs. Mia.	11-144	9/21/03	Wayne vs. Jax.	10-141
10/8/00	Harrison at NE	13-159	10/21/02	James at Pit.	11-82	12/7/03	Harrison at Ten.	10-124
10/7/12	Wayne vs. GB	13-212	11/3/02	Harrison vs. Ten.	11-99	9/19/04	Harrison at Ten.	10-98
1/4/14	*Hilton vs. KC	13-224	11/24/02	Harrison at Den.	11-107	1/9/05	*Wayne vs. Den.	10-221
11/10/57	Berry at Was.	12-224	10/6/03	Harrison at TB	11-176	12/18/05	Wayne vs. SD	10-91
12/28/58	*Berry at NYG	12-178	9/26/04	Wayne vs. GB	11-184	10/29/06	Wayne at Den.	10-138
11/28/76	Mitchell vs. NYJ	12-64	1/24/10	*Garcon vs. NYJ	11-151	2/4/07	*Addai vs. Chi.	10-66
11/7/93	Langhorne at Was.	12-203	9/12/10	Collie at Hou.	11-163	11/11/07	Wayne at SD	10-140
12/24/00	Harrison vs. Minn.	12-109	9/12/10	Clark at Hou.	11-80	12/23/07	Wayne vs. Hou.	10-143
12/23/01	Harrison vs. NYJ	12-127	11/7/10	Tamme at Phi.	11-108	9/7/08	Wayne vs. Chi.	10-86
10/13/02	Harrison vs. Balt.	12-150	11/7/10	Wayne at Phi.	11-83	9/13/09	Wayne vs. Jax.	10-162
11/25/04	Harrison at Det.	12-127	9/28/58	Berry vs. Det.	10-149	10/11/09	Addai at Ten.	10-53
12/14/08	Clark vs. Det.	12-142	10/25/59	Berry vs. GB	10-117	11/15/09	Wayne vs. NE	10-126
12/30/07	Wayne vs. Ten.	12-87	11/6/60	Berry vs. GB	10-137	12/7/14	Hilton at Cle.	10-150
11/1/09	Wayne vs. SF	12-147	12/4/60	Berry vs. Det.	10-117	1/4/15	*Herron vs. Cin.	10-85
9/26/10	Collie at Den.	12-171	12/12/65	Berry vs. GB	10-125	10/9/16	Hilton vs. Chi.	10-171
11/1/59	Berry vs. Cle.	11-156	11/6/66	Berry vs. Was.	10-131		*Postseason Game	
10/23/60	Berry at Det.	11-186	11/12/78	McCauley at Sea.	10-88			
12/8/62	Berry vs. Was.	11-122	11/11/79	Washington at Mia.	10-121			
12/29/13	Hilton vs. Jax.	11-155	11/18/79	McCauley at NE	10-80			

LEADERS: Marvin Harrison, 16; Reggie Wayne, 16; Raymond Berry 11; T.Y. Hilton, 4; Dallas Clark, 3; Anthony Johnson, 3; Don McCauley, 3; Lydell Mitchell, 3; Joe Washington, 3; Joseph Addai, 2; Austin Collie, 2; Bill Brooks, 1; Curtis Dickey, 1; Marshall Faulk, 1; Pierre Garcon, 1; Daniel Herron, 1; Eddie Hinton, 1; Edgerrin James, 1; Reggie Langhorne, 1; Randy McMillan, 1; Willie Richardson, 1; Jacob Tamme, 1.

TWO 10-PLUS RECEIVERS: Langhorne (12), Johnson (10) at Was. 11/7/93; Collie (11), Clark (11) at Hou. 9/12/10; Tamme (11), Wayne (11) at Phi. 11/7/10. **Total:3**



YEAR-BY-YEAR LEADERS

SCORING		TD	PAT	FG	TP	RUSHING		Yards	Attempts	Avg.	Long	TD
1953	Bert Rechichar	3	0-0	5-12	33	John Huzvar	515	119	4.3	36	4	
1954	Gary Kerkorian	1	11-12	5-10	32	Buddy Young	311	70	4.4	57	2	
1955	Bert Rechichar	0	25-26	10-24	55	Alan Ameche	961	213	4.5	79	9	
1956	Lenny Moore	9	0-0	0-0	54	Alan Ameche	858	178	4.8	43	8	
1957	Lenny Moore	11	0-0	0-0	66	Alan Ameche	493	144	3.4	49	5	
1958	Lenny Moore	14	0-0	0-0	84	Alan Ameche	791	171	4.6	22	8	
1959	Raymond Berry	14	0-0	0-0	84	Alan Ameche	679	178	3.8	26	7	
1960	Lenny Moore	13	0-0	0-0	78	Lenny Moore	374	91	4.1	57	4	
1961	Steve Myhra	0	33-34	21-39	96	Joe Perry	675	168	4.0	27	3	
1962	Dick Bielski	2	25-28	11-25	70	Lenny Moore	470	106	4.4	25	2	
1963	Jim Martin	0	32-35	24-39	104	Tom Matte	541	133	4.1	31	4	
1964	Lenny Moore	20	0-0	0-0	120	Lenny Moore	584	157	3.7	32	16	
1965	Lou Michaels	0	48-48	17-28	101	Jerry Hill	516	147	3.5	20	5	
1966	Lou Michaels	0	35-36	21-39	98	Tony Lorick	524	143	3.7	41	3	
1967	Lou Michaels	0	46-48	20-37	106	Tom Matte	636	147	4.3	30	9	
1968	Lou Michaels	0	48-50	18-28	102	Tom Matte	662	183	3.6	23	9	
1969	Tom Matte	13	0-0	0-0	78	Tom Matte	909	235	3.9	26	11	
1970	Jim O'Brien	0	36-38	19-34	93	Norm Bulaich	426	139	3.0	15	3	
1971	Jim O'Brien	0	35-36	20-29	95	Norm Bulaich	741	152	4.9	67	8	
1972	Jim O'Brien	2	24-24	13-31	75	Don McCauley	675	178	3.8	36	2	
1973	George Hunt	0	22-24	16-28	70	Lydell Mitchell	963	253	3.8	36	2	
1974	Toni Linhart	0	22-22	12-20	58	Lydell Mitchell	757	214	3.5	31	5	
1975	Lydell Mitchell	15	0-0	0-0	90	Lydell Mitchell	1193	289	4.1	70	11	
1976	Toni Linhart	0	49-51	20-27	109	Lydell Mitchell	1200	289	4.2	43	5	
1977	Toni Linhart	0	32-35	17-26	83	Lydell Mitchell	1159	301	3.9	64	3	
1978	Toni Linhart	0	27-31	8-17	51	Joe Washington	956	240	4.0	29	0	
1979	Steve Mike-Mayer	0	28-29	11-20	61	Joe Washington	884	242	3.6	26	4	
1980	Steve Mike-Mayer	0	43-46	12-23	79	Curtis Dickey	800	176	4.5	51t	11	
1981	Curtis Dickey	10	0-0	0-0	60	Curtis Dickey	779	164	4.8	67t	7	
1982	Mike Wood	0	6-6	6-10	24	Randy McMillan	305	101	3.0	13	1	
1983	Raul Allegre	0	22-24	30-35	112	Curtis Dickey	1122	254	4.4	56	4	
1984	Raul Allegre	0	14-14	11-18	47	Randy McMillan	705	163	4.3	31	5	
1985	Raul Allegre	0	36-39	16-26	84	Randy McMillan	858	190	4.5	38	7	
1986	Dean Biasucci	0	26-27	13-25	65	Randy McMillan	609	189	3.2	28	3	
1987	Dean Biasucci	0	24-24	24-27	96	Eric Dickerson	1011	223	4.5	53	5	
1988	Dean Biasucci	0	39-40	25-32	114	Eric Dickerson	1659	388	4.3	41t	14	
1989	Dean Biasucci	0	31-32	21-27	94	Eric Dickerson	1311	314	4.2	21t	7	
1990	Dean Biasucci	0	32-33	17-24	83	Eric Dickerson	677	166	4.1	43	4	
1991	Dean Biasucci	0	14-14	15-26	59	Eric Dickerson	536	167	3.2	28	2	
1992	Dean Biasucci	0	24-24	16-29	72	Anthony Johnson	592	178	3.3	19	0	
1993	Dean Biasucci	0	15-16	26-31	93	Roosevelt Potts	711	179	4.0	34	0	
1994	Dean Biasucci	0	37-37	16-24	85	Marshall Faulk	1282	314	4.1	52	11	
1995	Marshall Faulk	14	0-0	0-0	84	Marshall Faulk	1078	289	3.7	40	11	
1996	Cary Blanchard	0	27-27	36-40	135	Marshall Faulk	587	198	3.0	43	7	
1997	Cary Blanchard	0	21-21	32-41	117	Marshall Faulk	1054	264	4.0	45	7	
1998	Mike Vanderjagt	0	23-23	27-31	104	Marshall Faulk	1319	324	4.1	68t	6	
1999	Mike Vanderjagt	0	43-43	34-38	145	Edgerrin James	1553	369	4.2	72	13	
2000	Mike Vanderjagt	0	46-46	25-27	121	Edgerrin James	1709	387	4.4	30	13	
2001	Mike Vanderjagt	0	41-42	28-34	125	Dominic Rhodes	1104	233	4.7	77t	9	
2002	Mike Vanderjagt	0	34-34	23-31	103	Edgerrin James	989	277	3.6	20	2	
2003	Mike Vanderjagt	0	46-46	37-37	157	Edgerrin James	1259	310	4.1	43	11	
2004	Mike Vanderjagt	0	59-60	20-25	119	Edgerrin James	1548	334	4.6	40	9	
2005	Mike Vanderjagt	0	52-52	23-25	121	Edgerrin James	1506	360	4.2	33	13	
2006	Adam Vinatieri	0	38-38	25-28	113	Joseph Addai	1081	226	4.8	41	7	
2007	Adam Vinatieri	0	49-51	23-29	118	Joseph Addai	1072	261	4.1	23	12	
2008	Adam Vinatieri	0	43-43	20-25	103	Joseph Addai	544	155	3.5	23	5	
2009	Joseph Addai	13	0-0	0-0	78	Joseph Addai	828	219	3.8	21t	10	
2010	Adam Vinatieri	0	51-51	26-28	129	Donald Brown	497	129	3.9	49	2	
2011	Adam Vinatieri	0	24-24	23-27	93	Donald Brown	645	134	4.8	80t	5	
2012	Adam Vinatieri	0	37-37	26-33	115	Vick Ballard	814	211	3.9	26	2	
2013	Adam Vinatieri	0	34-34	35-40	139	Donald Brown	537	102	5.3	51t	6	
2014	Adam Vinatieri	0	50-50	30-31	140	Trent Richardson	579	159	3.3	27	3	
2015	Adam Vinatieri	0	32-35	25-27	107	Frank Gore	967	260	3.7	37t	6	
2016	Adam Vinatieri	0	44-44	27-31	125	Frank Gore	1025	263	3.9	22	4	

ADMINISTRATION

COACHING STAFF

FOOTBALL OPERATIONS

BUSINESS OPERATIONS

PLAYERS

2016 SEASON IN REVIEW

COLTS HISTORY

RECORDS

COLTS IN THE COMMUNITY



	PASSING						RECEPTIONS						
	Attempts	Comp.	Pct.	Yards	TD	Int	No.	Yards	Avg.	Long	TD		
ADMINISTRATION	1953 Fred Enke	169	71	42.0	1054	8	15	Dan Edwards	35	312	8.9	32	3
	1954 Gary Kerkerian	217	117	53.9	1515	9	12	Dan Edwards	40	531	13.3	42	1
	1955 George Shaw	237	119	50.2	1586	10	19	Jim Mutscheller	33	518	15.7	48	7
	1956 John Unitas	198	110	55.6	1498	9	10	Jim Mutscheller	44	715	16.3	53	6
	1957 John Unitas	301	172	57.1	2550	24	17	Raymond Berry	47	800	17.0	67	6
	1958 John Unitas	263	136	51.7	2007	19	7	Raymond Berry	56	794	14.2	54	9
	1959 John Unitas	367	193	52.6	2899	32	14	Raymond Berry	66	959	14.5	55	14
	1960 John Unitas	378	190	50.3	3099	25	24	Raymond Berry	74	1298	17.5	70	10
	1961 John Unitas	420	229	54.5	2990	16	24	Raymond Berry	75	837	11.6	44	0
	1962 John Unitas	389	222	57.1	2967	23	23	Jimmy Orr	55	974	17.7	80	11
COACHING STAFF	1963 John Unitas	410	237	57.8	3481	20	12	Tom Matte	48	466	9.7	49	1
	1964 John Unitas	305	158	51.8	2824	19	6	Raymond Berry	43	663	15.4	46	6
	1965 John Unitas	282	164	58.2	2530	23	12	Raymond Berry	58	739	12.7	40	7
	1966 John Unitas	348	195	56.0	2748	22	24	Raymond Berry	56	786	14.0	40	7
	1967 John Unitas	436	255	58.5	3428	20	16	Willie Richardson	63	860	13.7	31	8
	1968 Earl Morrall	317	182	57.4	2909	26	17	John Mackey	45	644	14.3	45	5
	1969 John Unitas	327	178	54.4	2342	12	20	Willie Richardson	43	646	15.0	39	3
	1970 John Unitas	321	166	51.7	2213	14	18	Eddie Hinton	47	733	15.3	40	5
	1971 John Unitas	176	92	52.3	942	3	9	Tom Mitchell	33	402	12.2	35	0
	1972 Marty Domres	222	115	51.8	1392	11	6	Tom Mitchell	40	494	12.3	34	4
FOOTBALL OPERATIONS	1973 Marty Domres	191	93	48.7	1153	9	13	Glenn Doughty	25	587	23.5	66	4
	1974 Bert Jones	270	143	53.0	1610	8	12	Lydell Mitchell	72	544	7.6	24	2
	1975 Bert Jones	344	203	59.0	2483	18	8	Lydell Mitchell	60	544	9.1	35	4
	1976 Bert Jones	343	207	60.4	3104	24	9	Lydell Mitchell	60	555	9.3	40	3
	1977 Bert Jones	393	224	57.0	2686	17	11	Lydell Mitchell	71	620	8.7	38	4
	1978 Bill Troup	296	154	52.0	1882	10	21	Joe Washington	45	377	8.4	33	1
	1979 Greg Landry	457	270	59.1	2932	15	15	Joe Washington	82	750	9.1	43t	3
	1980 Bert Jones	446	248	55.6	3134	23	21	Roger Carr	61	924	15.1	43	5
	1981 Bert Jones	426	244	57.3	3094	21	20	Randy McMillan	50	466	9.3	31	1
	1982 Mike Pagel	221	111	50.2	1281	5	7	Matt Bouza	22	287	13.0	34	2
BUSINESS OPERATIONS	1983 Mike Pagel	328	163	49.7	2353	12	17	Bernard Henry	30	416	13.9	40t	4
	1984 Mike Pagel	212	114	53.8	1426	8	8	Ray Butler	43	664	15.4	74t	6
	1985 Mike Pagel	394	199	50.5	2414	14	15	Pat Beach	36	376	10.4	30	6
	1986 Jack Trudeau	417	204	48.9	2225	8	18	Matt Bouza	71	830	11.7	33	5
	1987 Jack Trudeau	229	128	55.9	1587	6	6	Bill Brooks	51	722	14.2	52t	3
	1988 Chris Chandler	233	129	55.4	1619	8	12	Bill Brooks	54	867	16.1	53t	3
	1989 Jack Trudeau	362	190	52.5	2317	15	13	Bill Brooks	63	919	14.6	55t	4
	1990 Jeff George	334	181	54.2	2152	16	13	Albert Bentley	71	664	9.4	73	2
	1991 Jeff George	485	292	60.2	2910	10	12	Bill Brooks	72	888	12.3	46	4
	1992 Jeff George	306	167	54.6	1963	7	15	Reggie Langhorne	65	811	12.5	34	1
PLAYERS	1993 Jeff George	407	234	57.5	2526	8	6	Reggie Langhorne	85	1038	12.2	72t	3
	1994 Jim Harbaugh	202	125	61.9	1440	9	6	Floyd Turner	52	593	11.4	28	6
	1995 Jim Harbaugh	314	200	63.7	2575	17	5	Marshall Faulk	56	475	8.5	34	3
	1996 Jim Harbaugh	405	232	57.3	2630	13	11	Marvin Harrison	64	836	13.1	41	8
	1997 Jim Harbaugh	309	189	61.2	2060	10	4	Marvin Harrison	73	866	11.9	44	6
	1998 Peyton Manning	575	326	56.7	3739	26	28	Marshall Faulk	86	908	10.6	78t	4
	1999 Peyton Manning	533	331	62.1	4135	26	15	Marvin Harrison	115	1663	14.5	57t	13
	2000 Peyton Manning	571	357	62.5	4413	33	15	Marvin Harrison	102	1413	13.9	78t	14
	2001 Peyton Manning	547	343	62.7	4131	26	23	Marvin Harrison	109	1524	14.0	68	15
	2002 Peyton Manning	591	392	66.3	4200	27	19	Marvin Harrison	143	1722	12.0	69	11
2016 SEASON IN REVIEW	2003 Peyton Manning	566	379	67.0	4267	29	10	Marvin Harrison	94	1272	13.5	79t	10
	2004 Peyton Manning	497	336	67.6	4557	49	10	Marvin Harrison	86	1113	12.9	59	15
	2005 Peyton Manning	453	305	67.3	3747	28	10	Reggie Wayne	83	1055	12.7	66t	5
	2006 Peyton Manning	557	362	65.0	4397	31	9	Marvin Harrison	95	1366	14.4	68t	12
	2007 Peyton Manning	515	337	65.4	4040	31	14	Reggie Wayne	104	1510	14.5	64	10
	2008 Peyton Manning	555	371	66.8	4002	27	12	Reggie Wayne	82	1145	14.0	65t	6
	2009 Peyton Manning	571	393	66.8	4500	33	16	Reggie Wayne	100	1264	12.6	65t	10
								Dallas Clark	100	1106	11.1	80t	10
								Reggie Wayne	111	1355	12.2	50	6
								Reggie Wayne	75	960	12.8	56t	4
COLTS HISTORY	2010 Peyton Manning	679	450	66.3	4700	33	17	Reggie Wayne	106	1355	12.8	33	5
	2011 Curtis Painter	243	132	54.3	1541	6	9	Reggie Wayne	106	1355	12.8	33	5
	2012 Andrew Luck	627	339	54.1	4374	23	18	Reggie Wayne	75	960	12.8	56t	4
	2013 Andrew Luck	570	343	60.2	3822	23	9	T.Y. Hilton	82	1083	13.2	73t	5
	2014 Andrew Luck	616	380	61.7	4761	40	16	T.Y. Hilton	82	1345	16.4	73t	7
	2015 Andrew Luck	293	162	55.3	1881	15	12	T.Y. Hilton	69	1124	16.3	87t	5
	2016 Andrew Luck	545	346	63.5	4240	31	13	T.Y. Hilton	91	1448	15.9	63t	6
RECORDS													
COLTS IN THE COMMUNITY													

KICKOFF RETURNS		No.	Yards	Avg.	Long	TD
1953	Larry Coutre	12	318	26.5	78	0
1954	Buddy Young	13	308	23.7	30	0
1955	Bob White	14	400	28.6	54	0
1956	Billy Vessels	16	379	23.7	42	0
1957	Jack Call	14	329	23.5	45	0
1958	Lenny Lyles	11	398	36.2	103t	2
1959	Johnny Sample	17	457	26.9	80	0
1960	Johnny Sample	18	519	28.8	94	1
1961	Lenny Lyles	28	672	24.0	64	0
1962	Bake Turner	20	504	25.2	37	0
1963	Tom Matte	16	331	20.7	34	0
1964	Tony Lorick	13	385	29.6	71	0
1965	Alvin Haymond	20	614	30.7	53	0
1966	Lenny Moore	18	453	25.2	54	0
1967	Lenny Moore	16	392	24.4	37	0
1968	Preston Pearson	15	527	30.4	102t	2
1969	Jim Duncan	19	560	29.5	92	1
1970	Jim Duncan	20	707	35.4	99	1
1971	Charlie Pittman	14	330	23.6	37	0
1972	Bruce Laird	29	843	29.1	73	0
1973	Cotton Speyrer	17	496	29.1	101t	1
1974	Bruce Laird	19	499	26.3	55	0
1975	Bruce Laird	31	799	25.8	65	0
1976	Howard Stevens	30	710	23.7	83	0
1977	Bruce Laird	24	541	22.5	35	0
1978	Marshall Johnson	41	927	22.6	57t	0
1979	Nesby Glasgow	50	1126	22.5	58t	0
1980	Nesby Glasgow	33	743	22.5	44t	0
1981	Zachary Dixon	36	737	20.5	46t	0
1982	Larry Anderson	27	517	19.1	33t	0
1983	Kendall Williams	20	490	24.5	90t	0
1984	Phil Smith	32	651	20.3	96t	1
1985	Albert Bentley	27	674	25.0	48t	0
1986	Albert Bentley	32	687	21.5	37t	0
1987	Albert Bentley	22	500	22.7	45t	0
1988	Albert Bentley	39	775	19.9	40t	0
1989	Clarence Verdin	19	371	19.5	29t	0
1990	Stacey Simmons	19	348	18.3	34t	0
1991	Clarence Verdin	36	689	19.1	88t	1
1992	Clarence Verdin	39	815	20.9	42t	0
1993	Clarence Verdin	50	1050	21.0	38t	0
1994	Ronald Humphrey	35	783	22.4	95t	1
1995	Aaron Bailey	21	495	23.6	95t	1
1996	Aaron Bailey	43	1041	24.2	95t	1
1997	Aaron Bailey	55	1206	21.9	61t	0
1998	Aaron Bailey	34	759	22.3	44t	0
1999	Terrence Wilkins	51	1134	22.2	97t	1
2000	Jerome Pathon	26	583	22.4	48t	0
2001	Terrence Wilkins	44	1007	22.9	50	0
2002	Troy Walters	53	1150	21.7	44	0
2003	Brad Pyatt	19	544	28.6	90	0
2004	Dominic Rhodes	48	1188	24.8	88t	1
2005	Dominic Rhodes	41	855	20.9	39	0
2006	Terrence Wilkins	52	1272	24.5	70	0
2007	T.J. Rushing	31	714	23.0	47	0
2008	Pierre Garcon	22	475	21.6	39	0
2009	Chad Simpson	38	898	23.6	93t	1
2010	Justin Tryon	14	299	21.4	39t	0
2011	Joe Lefeged	31	578	18.6	51	0
2012	Cassius Vaughn	10	209	20.9	40	0
2013	David Reed	24	590	24.6	39	0
2014	Josh Cribbs	19	608	32.0	76	0
2015	Quan Bray	21	570	27.1	60	0
2016	Jordan Todman	16	478	29.9	99t	1

PUNT RETURNS		No.	Yards	Avg.	Long	TD	FC
George Taliagerro	10	31	3.1	7	0		
Buddy Young	14	60	4.3	16	0		
Bert Rechichar	30	121	4.0	24	0		
Carl Taseff	27	233	8.6	90	1		
Bert Rechichar	22	71	3.2	22	0		
Carl Taseff	29	196	6.8	33	0		
Carl Taseff	15	104	6.9	25	0		
Johnny Sample	14	101	7.2	26	0		
Bob Boyd	18	173	9.6	46	0		
Bake Turner	9	94	10.4	43	0		
Jerry Logan	28	279	10.0	38	0	0	
Wendell Harris	17	214	12.6	39	0	5	
Alvin Haymond	41	403	9.8	55	0	9	
Alvin Haymond	40	347	8.7	64	0	8	
Alvin Haymond	26	155	6.0	31	0	4	
Rick Volk	25	198	7.9	24	0	7	
Rick Volk	10	58	5.8	14	0	6	
Ron Gardin	28	330	11.8	80	1	20	
Rick Volk	22	118	5.4	18	0	20	
Bruce Laird	34	303	8.9	42	0	11	
Bruce Laird	15	72	4.8	13	0	6	
Tim Berra	16	114	7.1	14	0	2	
Howard Stevens	36	396	11.0	53	0	8	
Howard Stevens	39	31	7.9	44	0	9	
Howard Stevens	34	301	8.9	24	0	6	
Marshall Johnson	25	143	5.7	17	0	10	
Nesby Glasgow	44	352	8.0	75t	1	11	
Nesby Glasgow	23	187	8.1	20	0	15	
David Shula	10	50	5.0	11	0	7	
Larry Anderson	8	54	6.8	28t	0	4	
Larry Anderson	20	138	6.9	20t	0	4	
Larry Anderson	27	182	6.7	19t	0	7	
Robbie Martin	40	443	11.1	70t	1	7	
Bill Brooks	18	141	7.8	18t	0	7	
Bill Brooks	22	136	6.2	17t	0	9	
Clarence Verdin	22	239	10.9	73t	1	7	
Clarence Verdin	23	296	12.9	49t	1	5	
Clarence Verdin	28	352	12.6	36t	0	3	
Clarence Verdin	25	163	6.6	22t	0	10	
Clarence Verdin	24	268	11.2	84t	2	12	
Clarence Verdin	30	173	5.8	24t	0	17	
Dewell Brewer	42	339	8.1	75t	1	8	
Ray Buchanan	16	113	7.1	17t	0	4	
Marvin Harrison	18	177	9.8	31t	0	9	
Brian Stablein	17	133	7.8	20t	0	9	
Aaron Bailey	19	176	9.3	33t	0	4	
Terrence Wilkins	41	388	9.5	39t	1	17	
Terrence Wilkins	29	240	8.3	36	0	13	
Terrence Wilkins	21	219	10.4	78	1	4	
Troy Walters	35	270	7.7	34	0	15	
Brad Pyatt	12	110	9.5	21	0	8	
Jason David	8	50	6.3	13	0	4	
Troy Walters	21	172	8.2	29	0	25	
Terrence Wilkins	21	193	9.2	82t	1	13	
T.J. Rushing	19	249	13.1	90t	1	14	
Keiwan Ratliff	16	89	5.6	19	0	12	
T.J. Rushing	21	119	5.7	22	0	22	
Blair White	10	80	8.0	18	0	14	
Pierre Garcon	16	44	2.8	20	0	8	
T.Y. Hilton	26	300	11.5	75t	1	18	
T.Y. Hilton	17	159	9.4	34	0	12	
Griff Whalen	26	187	7.2	22	0	17	
Quan Bray	21	166	7.9	33	0	7	
Chester Rogers	13	119	9.2	30	0	12	

ADMINISTRATION

COACHING
STAFFFOOTBALL
OPERATIONSBUSINESS
OPERATIONS

PLAYERS

2016 SEASON
IN REVIEW

COLTS HISTORY

RECORDS

COLTS IN THE
COMMUNITY



ADMINISTRATION

COACHING
STAFFFOOTBALL
OPERATIONSBUSINESS
OPERATIONS

PLAYERS

2016 SEASON
IN REVIEW

COLTS HISTORY

RECORDS

COLTS IN THE
COMMUNITY

INTERCEPTIONS	No.	Yards	Avg.	Long	TD	SACKS (*SINCE 1982)	No.
1953	Tom Keane	11	118	10.7	35	0	
1954	Don Shula	5	84	16.8	25	0	
	Tom Keane	5	22	4.4	7	0	
1955	Bert Rechichar	6	109	18.2	40	0	
1956	Bert Rechichar	4	63	15.8	42	0	
1957	Milt Davis	10	219	21.9	75	2	
1958	Andy Nelson	8	199	24.9	69	1	
	Ray Brown	8	149	18.6	30	0	
1959	Milt Davis	7	119	17.0	57	1	
	Don Shinnick	7	70	10.0	23	0	
1960	Bob Boyd	7	132	18.9	74	0	
1961	Gary Glick	4	18	4.5	10	0	
1962	Bob Boyd	7	163	23.3	38	0	
1963	Jim Welch	4	49	12.3	15	0	
1964	Bob Boyd	9	185	20.6	47	0	
1965	Bob Boyd	9	78	8.7	24	1	
1966	Bob Boyd	6	114	19.0	37t	1	
1967	Bob Boyd	6	145	24.2	41t	1	
	Rick Volk	6	145	24.2	94t	1	
1968	Bob Boyd	8	160	20.0	49t	1	
1969	Rick Volk	4	36	9.0	23t	0	
1970	Jerry Logan	6	92	15.3	33t	2	
1971	Charlie Stukes	8	95	11.9	40t	0	
1972	Charlie Stukes	5	23	4.6	11t	0	
1973	Stan White	4	40	10.0	22t	1	
1974	Mike Curtis	3	24	8.0	11t	0	
1975	Stan White	8*	135	16.9	32t	1	
1976	Jackie Wallace	5	105	21.0	41t	0	
1977	Lyle Blackwood	10	163	16.3	37t	0	
1978	Norm Thompson	6	52	8.7	31t	0	
1979	Sanders Shiver	4	85	21.2	52t	0	
	Lyle Blackwood	4	63	15.8	27t	0	
	Larry Braziel	4	49	12.2	31t	1	
1980	Bruce Laird	5	71	14.2	18t	0	
1981	Bruce Laird	3	59	19.7	24t	0	
	Larry Braziel	3	35	11.7	27t	0	
1982	Kim Anderson	2	25	12.5	25t	0	Leo Wisniewski 2.5
1983	Derrick Hatchett	4	36	9.0	25t	0	Vernon Maxwell 11.0
1984	Eugene Daniel	6	25	4.2	18t	0	Johnie Cooks 11.5
1985	Eugene Daniel	8	53	6.6	29t	0	Duane Bickett 6.0
1986	Leonard Coleman	4	36	9.0	31t	0	Duane Bickett 5.0
							Jon Hand 5.0
1987	Mike Prior	6	57	9.5	38t	0	Duane Bickett 8.0
1988	Willie Tullis	4	36	9.0	20t	0	Jon Hand 5.0
1989	Keith Taylor	7	225	32.1	80t	1	Jon Hand 10.0
1990	Mike Prior	3	66	22.0	36t	0	Sam Clancy 7.5
1991	John Baylor	4	50	12.5	32t	0	(Three players tied) 5.0
1992	Mike Prior	6	44	7.3	19t	0	Chip Banks 9.0
1993	Ray Buchanan	4	45	11.3	28t	0	Jon Hand 5.5
1994	Ray Buchanan	8	221	27.6	90t	3	Tony Bennett 9.0
1995	Eugene Daniel	3	142	47.3	97t	1	Tony Bennett 10.5
	Ashley Ambrose	3	12	4.0	7t	0	
1996	Jason Belser	4	81	20.3	44t	2	Richard Dent 6.5
1997	Jason Belser	2	121	60.5	50t	1	Dan Footman 10.5
1998	(Seven players tied at 1)						Ellis Johnson 8.0
1999	Tyrone Poole	3	85	28.3	38	0	Chad Bratzke 12.0
2000	Jeff Burris	4	38	9.5	27t	1	Chad Bratzke 7.5
2001	Jeff Burris	3	69	23.0	30	1	Chad Bratzke 8.5
	David Macklin	3	15	5.0	11	0	
2002	Mike Peterson	3	96	32.0	53	0	Dwight Freeny 13.0
2003	Nick Harper	4	121	30.3	75t	1	Dwight Freeny 11.0
2004	Jason David	4	36	9.0	34t	1	Dwight Freeny 16.0#
2005	Cato June	5	115	23.0	36	2	Robert Mathis 11.5
2006	Nick Harper	3	18	6.0	19	0	Robert Mathis 9.5
	Cato June	3	14	4.7	8	0	
2007	Gary Brackett	4	128	32.0	49	0	Robert Mathis 7.0
	Antoine Bethea	4	47	11.8	30	0	
2008	Melvin Bullitt	4	7	1.8	3	0	Robert Mathis 11.5
2009	Antoine Bethea	4	19	4.8	19	0	Dwight Freeny 13.5
2010	Kelvin Hayden	2	56	28.0	31t	2	Robert Mathis 11.0
	Jerraud Powers	2	11	5.5	11	0	
	Aaron Francisco	2	10	5.0	11	0	
2011	Joe Lefeged	2	25	12.5	25	0	Robert Mathis 9.5
	Jerraud Powers	2	19	9.5	13	1	
2012	Darius Butler	4	101	25.3	51	2	Robert Mathis 8.0
2013	Darius Butler	4	79	19.8	41t	1	Robert Mathis 19.5#
2014	Mike Adams	5	24	4.8	10	0	Jonathan Newsome 6.5
2015	Mike Adams	5	63	12.6	38	1	Robert Mathis 7.0
							Kendall Langford 7.0
2016	Darius Butler	3	19	6.3	19	0	Erik Walden 11.0

*NFL Record (Linebackers)

#Led NFL

PUNTING		No.	Yards	Avg.	Long	Blk
1953	George Taliaferro	65	2437	37.5	61	0
1954	Cotton Davidson	72	2678	37.2	55	1
1955	Monte Brethauer	55	2161	39.3	56	0
1956	Bert Rechichar	33	1277	38.7	56	0
1957	Cotton Davidson	47	1663	35.4	56	0
1958	Ray Brown	41	1635	39.9	60	0
1959	Dave Sherer	51	2132	41.8	60	0
1960	Ray Brown	52	2001	38.5	55	0
1961	Tom Gilburg	42	1804	43.0	61	0
1962	Tom Gilburg	57	2384	41.8	62	0
1963	Tom Gilburg	52	2173	41.8	64	0
1964	Joe Don Looney	32	1358	42.4	64	0
1965	Tom Gilburg	54	2139	39.6	66	0
1966	David Lee	49	2233	45.6	64	1
1967	David Lee	49	2079	42.4	68	0
1968	David Lee	49	1833	39.4	59	1
1969	David Lee	57	2580	45.3	66	0
1970	David Lee	63	2820	44.7	62	1
1971	David Lee	62	2542	41.0	76	0
1972	David Lee	57	2400	42.1	60	1
1973	David Lee	62	2398	38.7	60	2
1974	David Lee	71	2634	37.1	58	1
1975	David Lee	86	3402	39.6	62	1
1976	David Lee	59	2342	39.7	56	0
1977	David Lee	82	3142	38.3	59	2
1978	David Lee	92	3513	38.2	67	2
1979	Bucky Dilts	99	3657	36.9	53	2
1980	Mike Bragg	82	3203	39.1	59	2
1981	Mike Garrett	78	3071	39.4	57	0
1982	Rohn Stark	46	2044	44.4	60	0
1983	Rohn Stark	91	4124	45.3*	68	0
1984	Rohn Stark	98	4383	44.7	72	0
1985	Rohn Stark	78	3584	45.9*	68	2
1986	Rohn Stark	76	3432	45.2*	63	0
1987	Rohn Stark	61	2440	40.0	63	2
1988	Rohn Stark	64	2784	43.5	65	0
1989	Rohn Stark	79	3392	42.9	64	1
1990	Rohn Stark	71	3084	43.4	61	1
1991	Rohn Stark	82	3492	42.6	65	0
1992	Rohn Stark	83	3716	44.8	64	0
1993	Rohn Stark	83	3595	43.3	65	0
1994	Rohn Stark	73	3092	42.4	60	1
1995	Chris Gardocki	63	2681	42.6	69	0
1996	Chris Gardocki	68	3105	45.7	61	0
1997	Chris Gardocki	67	3034	45.3	72	0
1998	Chris Gardocki	79	3583	45.4	62	0
1999	Hunter Smith	58	2467	42.5	61	2
2000	Hunter Smith	65	2906	44.7	65	0
2001	Hunter Smith	68	3023	44.5	65	0
2002	Hunter Smith	66	2672	40.5	69	1
2003	Hunter Smith	62	2617	42.2	55	1
2004	Hunter Smith	54	2443	45.2	62	0
2005	Hunter Smith	52	2301	44.3	58	0
2006	Hunter Smith	47	2085	44.4	61	1
2007	Hunter Smith	52	2181	41.9	63	0
2008	Hunter Smith	53	2345	44.2	64	0
2009	Pat McAfee	64	2837	44.3	60	0
2010	Pat McAfee	65	2731	42.0	66	0
2011	Pat McAfee	88	4098	46.6	64	1
2012	Pat McAfee	73	3520	48.2	64	1
2013	Pat McAfee	76	3499	46.0	65	1
2014	Pat McAfee	69	3221	46.7	61	0
2015	Pat McAfee	85	4052	47.7	63	0
2016	Pat McAfee	55	2711	49.3*	74	1

*Led NFL

ADMINISTRATION

COACHING STAFF

FOOTBALL OPERATIONS

BUSINESS OPERATIONS

PLAYERS

2016 SEASON IN REVIEW

COLTS HISTORY

RECORDS

COLTS IN THE COMMUNITY



COLTS YEAR-BY-YEAR OFFENSIVE RANKINGS

Total NFL-AFC Rank (since 1970), tied rank underlined>

Year	Scoring		Net Offense		Rushing Avg.		Net Passing		Sacks	Ints.	Penalties	KOR Avg.	PR Avg.					
2016	411	8-3	364.4	10-4	101.8	23-13	262.6	<u>5-3</u>	44	28-14	15	<u>18-9</u>	102	11-6	25.1	4-2	8.3	18-8
2015	333	24-11	321.4	28-15	89.9	29-14	231.5	22-13	37	<u>17-7</u>	19	28-13	108	18-8	24.3	13-3	6.9	27-14
2014	458	6-3	406.6	3-2	100.8	22-12	305.9	1-1	29	8-7	16	<u>19-10</u>	105	<u>14-7</u>	28.0	3-3	6.9	26-12
2013	391	14-6	341.8	15-6	108.9	<u>20-10</u>	232.8	17-8	32	6-4	10	<u>5-2</u>	66	1-1	23.5	14-9	9.9	14-6
2012	357	18-6	362.4	10-4	104.4	22-11	258.0	7-3	41	<u>23-12</u>	18	<u>26-13</u>	94	8-5	22.3	21-12	11.1	7-6
2011	243	<u>28-13</u>	286.8	30-15	99.6	26-14	187.2	27-14	35	<u>15-10</u>	14	<u>12-7</u>	76	1-1	18.6	32-16	3.4	32-16
2010	435	2-2	380.8	4-3	92.7	29-16	288.1	1-1	16	1-1	17	18-11	79	5-3	19.6	29-15	6.9	24-14
2009	416	7-3	363.1	9-4	80.9	32-16	282.2	2-2	13	1-1	19	<u>23-13</u>	74	2-2	22.2	18-11	5.2	28-15
2008	377	13-5	335.5	15-6	79.6	31-11	255.9	5-3	14	4-3	12	<u>9-6</u>	86	<u>14-9</u>	20.8	28-13	6.0	32-16
2007	450	3-2	358.7	5-2	106.6	18-11	252.1	6-2	23	7-5	14	<u>6-3</u>	67	3-2	21.8	22-11	11.2	6-3
2006	427	2-2	379.4	3-3	110.1	18-8	269.3	2-1	15	1-1	9	2-1	86	7-6	23.6	7-6	9.0	13-8
2005	439	2-1	362.4	3-2	106.4	16-9	256.0	3-2	20	1-1	11	5-4	94	2-1	19.9	<u>28-16</u>	7.6	19-11
2004	522	1-1	404.7	2-2	115.8	15-11	288.9	1-1	14	1-1	10	2-2	106	<u>9-7</u>	23.4	8-5	7.1	24-13
2003	447	2-2	367.1	3-2	105.9	19-9	261.2	1-1	19	2-1	10	3-2	92	<u>6-3</u>	23.6	5-4	7.7	<u>19-13</u>
2002	349	17-10	351.0	9-5	97.6	26-15	253.4	4-2	23	4-2	19	22-12	91	7-5	20.5	24-11	7.6	26-13
2001	413	2-1	372.2	2-1	122.9	7-3	249.3	2-1	30	10-6	23	<u>26-14</u>	76	6-4	21.8	14-5	10.0	14-7
2000	429	4-3	383.8	3-2	116.2	16-10	267.6	2-1	20	1-1	15	<u>9-6</u>	89	5-2	19.9	28-14	9.3	18-10
1999	423	3-1	357.9	4-1	103.8	19-11	254.1	4-1	14	1-1	17	15-9	81	3-1	20.9	15-13	9.5	15-8
1998	310	19-10	319.8	12-7	92.9	26-14	226.9	6-3	22	2-1	28	29-14	106	<u>9-4</u>	20.2	25-12	10.0	15-9
1997	313	20-13	304.3	19-12	107.9	17-8	196.4	19-10	62	28-15	17	<u>20-11</u>	106	18-8	21.2	23-9	8.0	21-10
1996	317	<u>16-11</u>	296.5	25-14	90.5	25-14	206.0	16-9	43	23-11	11	1-1	76	1-1	23.0	10-4	10.9	10-4
1995	331	16-10	307.4	22-12	115.9	11-8	191.5	23-12	49	27-14	11	4-2	97	12-3	21.1	<u>16-10</u>	6.6	29-14
1994	307	18-9	275.8	27-14	128.8	4-3	147.1	28-14	28	<u>10-5</u>	14	5-4	82	3-2	20.9	<u>17-7</u>	8.1	19-10
1993	189	27-13	294.1	22-12	80.5	28-14	213.6	8-5	29	4-3	15	12-8	94	<u>14-5</u>	19.7	<u>11-4</u>	5.8	27-14
1992	216	27-13	273.0	24-10	68.9	28-14	204.1	8-5	44	16-8	26	27-13	122	<u>22-14</u>	19.6	<u>11-4</u>	11.0	5-3
1991	143	28-14	234.3	28-14	73.1	28-14	161.2	27-14	57	27-13	16	<u>11-6</u>	85	5-2	19.3	11-6	6.3	28-14
1990	281	21-12	259.7	27-14	80.1	27-13	179.6	16-8	51	25-13	21	<u>20-12</u>	79	4-2	18.3	<u>18-9</u>	11.2	1-1
1989	298	20-9	300.8	23-12	115.8	17-8	185.0	24-12	28	4-3	17	<u>9-5</u>	89	9-6	19.4	13-5	12.4	2-1
1988	354	9-4	304.4	21-10	140.6	4-2	163.8	24-12	34	<u>13-9</u>	22	<u>21-11</u>	89	9-5	19.9	<u>15-10</u>	9.8	5-3
1987	300	18-9	333.0	13-7	142.9	6-4	190.1	19-10	24	2-2	16	<u>6-3</u>	90	7-4	20.3	<u>8-3</u>	5.5	14-14
1986	229	27-14	293.8	22-13	93.2	26-12	200.6	16-11	53	22-13	24	<u>20-11</u>	99	<u>13-5</u>	19.5	<u>17-9</u>	7.1	23-14
1985	320	17-10	312.9	19-10	152.4	5-1	160.4	26-14	35	3-3	20	<u>8-4</u>	87	6-4	20.9	14-7	10.7	5-3
1984	239	28-14	258.3	28-14	126.6	12-6	131.7	28-14	58	22-12	22	<u>15-7</u>	95	10-5	19.3	17-7	7.3	<u>19-12</u>
1983	264	26-14	313.6	21-10	168.4	2-1	145.2	28-14	47	<u>17-9</u>	22	<u>12-6</u>	120	26-12	19.3	15-9	6.7	25-12
1982	113	28-14	275.9	27-13	116.0	14-8	159.9	24-12	20	<u>9-6</u>	10	8-5	52	<u>10-3</u>	17.9	26-14	5.6	25-12
1981	259	26-14	306.8	21-13	115.6	23-12	191.1	17-10	37	14-7	23	<u>16-10</u>	106	<u>14-8</u>	19.7	17-10	4.7	28-14
1980	355	9-5	325.4	13-6	129.9	11-5	195.5	13-5	36	<u>14-7</u>	24	<u>13-5</u>	104	<u>18-9</u>	20.6	9-5	7.2	21-10
1979	271	22-12	302.9	20-10	104.6	26-12	198.3	10-8	52	25-13	19	9-5	137	28-14	20.0	15-7	8.0	15-11
1978	239	27-14	256.7	24-14	127.8	23-14	129.1	24-13	49	26-14	30	<u>23-11</u>	90	2-2	22.3	10-8	6.3	25-13
1977	295	6-4	327.7	6-3	151.6	9-6	176.1	3-2	26	<u>9-7</u>	12	<u>3-1</u>	77	5-4	19.0	23-12	7.7	19-12
1976	417	1-1	374.0	1-1	164.5	7-4	209.5	1-1	30	<u>9-5</u>	10	1-1	92	15-6	20.6	21-14	7.9	17-10
1975	395	2-2	321.3	2-2	158.4	8-5	162.9	13-7	38	<u>16-8</u>	8	1-1	80	8-2	22.9	9-7	10.5	6-6
1974	190	23-13	274.5	15-9	129.9	16-10	144.6	18-9	49	25-13	24	<u>20-10</u>	66	6-1	22.6	9-5	6.0	25-13
1973	226	<u>20-11</u>	254.0	20-10	145.1	11-6	105.4	22-11	32	<u>13-6</u>	25	<u>21-10</u>	57	5-3	22.4	14-8	5.4	24-13
1972	235	20-11	299.1	14-8	135.3	17-9	163.8	11-6	25	11-6	12	<u>3-2</u>	58	5-2	28.1	2-1	8.1	9-6
1971	313	5-3	290.8	12-7	153.5	5-2	137.3	21-11	27	13-7	21	<u>13-6</u>	57	1-1	21.2	22-10	8.2	5-3
1970	321	6-1	295.3	8-3	95.4	23-12	199.9	3-2	33	<u>12-5</u>	22	<u>15-6</u>	71	<u>5-2</u>	25.8	3-1	9.8	5-3
1969	279	<u>8</u>	319.8	4	106.4	14	213.4	2	19	2	27	14	62	2	25.3	1	5.2	12
1968	402	2	334.4	4	129.2	8	205.1	3	29	7	22	11	75	12	26.4	1	8.3	4
1967	394	2	357.7	1	117.5	11	240.2	2	25	4	17	<u>2</u>	52	2	23.5	7	7.7	5
1966	314	8	320.4	5	111.1	10	209.3	4	30	<u>4</u>	27	12	64	4	21.5	<u>9</u>	7.9	<u>2</u>
1965	389	3	328.4	5	113.8	9	214.6	3	43	<u>10</u>	17	6	69	8	23.9	6	9.4	5
1964	428	1	341.4	1	143.4	5	198.0	2	39	7	9	2	74	8	23.7	6	9.4	6
1963	316	7	352.7	2	117.3	9	235.4	1	44	12	12	1	77	13	21.4	11	9.2	<u>5</u>
1962	293	8	333.3	5	114.4	11	218.9	5	25	9	63	<u>10</u>	23.0	8	8.0	6	8.0	6
1961	302	7	351.6	2	151.4	3	200.2	3	29	13	69	<u>11</u>	22.3	8	8.2	10	8.2	10
1960	288	<u>4</u>	353.8	1	107.4	11	246.3	1	24	10	51	4	21.9	<u>7</u>	5.5	10	5.5	10
1959	374	1	371.5	1	142.1	7	229.4	1	14	3	56	8	20.8	<u>6</u>	6.1	8	6.1	8
1958	381	1	378.3	1	177.3	2	201.0	6	11	1	55	5	25.4	2	6.1	5	6.1	5
1957	303	2	343.6	2	144.6	5	199.0	1	19	6	67	11	22.6	7	4.0	10	4.0	10
1956	270	4	343.8	4	183.7	2	160.1	6	18	<u>3</u>	53	5	19.3	12	7.1	5	7.1	5
1955	214	11	288.3	9	152.8	6	135.9	10	22	<u>6</u>	59	5	23.5	6	3.7	9	3.7	9
1954	131	12	244.5	12	106.3	10	139.1	10	22	4	71	5	18.7	12	5.1	8	5.1	8
1953	182	11	226.3	12	121.6	9	104.8	12	27	5	69	7	23.7	4	6.3	6	6.3	6

COLTS YEAR-BY-YEAR DEFENSIVE RANKINGS

Total NFL-AFC Rank (since 1970), tied rank underlined>

Year	Scoring	Net Defense	Rushing Avg.	Net Passing	Sacks	Ints.	Penalties	KOR Avg.	PR Avg.
2016	392 22-12	382.9 30-15	120.4 25-11	262.5 27-15	33 <u>19-7</u>	8 <u>29-15</u>	125 2-2	21.2 12-7	8.2 12-6
2015	408 25-13	379.1 26-15	122.0 25-13	257.1 24-13	35 22-12	16 <u>6-4</u>	133 1-1	19.5 3-3	10.7 28-14
2014	369 19-11	342.7 11-7	113.4 18-8	229.3 12-7	41 9-7	12 <u>21-8</u>	101 22-10	22.6 10-6	5.9 3-1
2013	336 9-4	357.1 20-10	125.1 26-13	231.9 13-8	42 <u>11-5</u>	15 <u>17-8</u>	112 2-2	25.2 27-14	13.7 31-16
2012	387 21-11	374.3 26-14	137.5 29-14	236.8 21-11	32 <u>23-12</u>	12 <u>20-9</u>	128 1-1	24.7 22-10	11.7 26-12
2011	430 28-14	370.9 25-13	143.9 29-15	227.0 15-11	29 <u>27-13</u>	8 <u>31-16</u>	84 32-32	30.7 32-16	11.5 19-10
2010	388 23-11	341.6 20-9	127.0 25-12	214.6 13-7	30 <u>23-9</u>	10 <u>30-15</u>	95 <u>17-8</u>	25.8 31-15	10.7 23-13
2009	307 8-5	339.2 18-9	126.5 24-11	212.7 14-9	34 <u>16-7</u>	16 15-8	92 <u>18-8</u>	25.3 31-15	8.4 16-9
2008	298 7-4	310.9 11-5	122.9 24-12	188.1 6-3	30 <u>16-8</u>	15 11-7	68 32-16	24.3 24-12	9.2 15-8
2007	262 1-1	279.7 3-2	106.9 15-6	172.8 2-1	28 <u>26-12</u>	22 2-2	85 <u>22-8</u>	25.0 29-15	13.9 32-16
2006	360 23-14	332.3 21-12	173.0 32-16	159.3 2-2	25 30-16	15 20-12	86 26-11	26.0 30-14	13.1 31-16
2005	247 2-1	307.1 11-4	110.1 16-8	196.9 15-5	46 <u>5-4</u>	18 9-5	119 14-6	22.2 21-9	10.9 30-15
2004	351 19-10	370.6 29-14	127.3 24-13	243.3 29-13	45 <u>3-1</u>	19 <u>9-7</u>	116 14-7	21.3 11-5	13.6 32-16
2003	336 20-12	299.3 11-8	123.8 <u>20-9</u>	175.6 5-3	31 23-11	15 <u>14-6</u>	123 27-14	21.5 <u>20-11</u>	10.0 20-10
2002	313 7-3	306.8 8-4	124.5 20-9	182.3 2-1	36 <u>16-7</u>	10 <u>25-12</u>	102 <u>16-7</u>	20.5 6-5	5.8 5-2
2001	486 31-16	357.2 29-16	132.2 25-12	225.0 27-15	40 16-9	15 <u>20-10</u>	96 <u>17-10</u>	23.1 26-13	13.9 30-15
2000	326 15-7	334.8 21-12	120.9 25-14	213.9 18-9	42 <u>12-6</u>	14 23-12	103 <u>15-7</u>	23.8 25-13	12.8 27-13
1999	333 17-13	326.3 15-11	107.2 18-11	219.1 18-12	41 <u>12-7</u>	10 19-10	130 30-16	22.0 19-10	16.2 31-16
1998	444 29-14	364.8 29-15	160.6 29-14	204.1 16-8	38 <u>18-10</u>	8 30-15	108 12-6	26.0 26-13	10.7 21-9
1997	401 26-12	303.4 10-5	127.1 26-13	176.3 4-1	37 <u>21-9</u>	12 <u>25-13</u>	102 17-9	24.1 29-14	11.4 22-10
1996	334 18-9	337.7 22-10	110.0 18-11	227.7 24-10	29 28-14	13 <u>23-12</u>	121 3-2	24.9 27-13	10.9 19-10
1995	316 5-2	314.2 7-5	91.1 6-3	223.1 24-12	29 <u>24-11</u>	13 <u>25-11</u>	111 10-6	22.7 <u>22-10</u>	11.8 26-13
1994	320 <u>14-6</u>	332.8 20-11	102.9 12-6	229.9 24-12	29 <u>17-9</u>	18 10-4	110 <u>19-9</u>	20.2 9-6	9.2 16-8
1993	378 27-14	352.4 28-14	157.6 28-14	194.8 12-4	21 28-14	10 25-14	87 <u>21-12</u>	14.9 1-1	8.6 11-5
1992	302 16-9	317.1 21-12	135.9 26-14	181.3 11-7	39 <u>16-10</u>	20 <u>10-6</u>	101 7-5	17.5 5-4	7.0 4-1
1991	381 26-13	320.4 20-8	145.4 28-14	175.0 4-2	29 <u>21-11</u>	15 <u>18-10</u>	88 22-11	17.4 8-5	11.0 25-12
1990	353 20-11	350.9 26-13	138.3 24-13	212.6 23-12	29 26-13	9 27-14	104 9-7	19.6 18-10	8.0 12-6
1989	301 11-7	350.7 22-11	129.8 22-10	220.9 15-12	46 6-3	21 9-4	103 16-8	19.2 12-6	10.9 25-13
1988	315 <u>11-4</u>	331.0 17-7	105.9 8-2	225.1 25-13	30 <u>20-9</u>	15 <u>23-13</u>	118 1-1	22.1 26-12	11.3 27-14
1987	238 1-1	303.3 6-3	119.3 15-6	184.0 3-2	39 <u>14-5</u>	20 12-6	85 25-13	17.8 3-3	9.6 18-9
1986	400 25-13	356.3 25-12	122.6 17-9	233.7 26-12	24 27-14	16 <u>22-10</u>	100 17-10	19.2 11-8	10.3 23-12
1985	386 21-11	349.9 19-9	134.1 18-10	215.9 19-10	36 <u>23-12</u>	16 25-13	90 20-9	20.2 12-8	13.3 27-13
1984	414 25-12	348.6 22-9	125.4 17-10	223.1 22-11	42 <u>19-9</u>	18 18-10	98 15-9	20.2 15-6	9.7 20-9
1983	354 19-10	352.5 23-11	132.4 17-11	220.1 21-11	41 <u>16-6</u>	20 <u>20-9</u>	79 28-14	18.7 9-5	11.7 28-14
1982	236 26-13	366.2 26-13	163.7 27-14	202.6 15-8	11 28-14	5 27-13	59 9-5	21.5 21-12	8.7 18-10
1981	533 28-14	424.6 28-14	166.6 26-12	258.0 27-13	13 28-14	16 <u>24-11</u>	101 19-10	20.1 11-5	9.1 19-11
1980	387 23-12	346.6 22-13	138.1 22-14	208.5 22-12	30 <u>20-10</u>	17 <u>22-13</u>	98 <u>16-8</u>	19.7 9-5	7.3 11-5
1979	351 19-10	317.1 15-9	144.1 19-10	173.0 15-7	39 13-5	23 <u>10-6</u>	112 7-5	18.7 5-2	6.9 11-6
1978	421 28-14	369.4 28-14	188.1 27-13	181.3 25-11	30 <u>20-8</u>	17 <u>24-12</u>	114 8-4	24.4 28-14	8.7 15-5
1977	221 11-5	284.9 17-8	128.4 9-6	156.4 21-8	47 3-2	30 2-2	78 25-12	25.2 27-14	10.9 22-10
1976	246 13-6	299.1 15-7	131.7 7-4	167.4 22-10	56 2-1	15 <u>18-10</u>	89 17-8	22.3 19-8	7.0 6-3
1975	269 10-6	298.1 12-7	130.1 7-4	168.0 13-7	59 1-1	29 2-2	79 20-12	23.6 20-9	10.1 18-8
1974	329 25-12	294.7 14-6	140.1 17-7	154.6 15-7	21 25-12	10 25-12	75 17-10	20.1 5-2	9.0 11-7
1973	341 21-11	320.6 21-11	149.2 14-8	171.4 23-12	25 <u>23-13</u>	15 <u>18-9</u>	69 <u>13-8</u>	22.6 12-5	10.0 21-12
1972	252 <u>11-6</u>	308.0 20-10	142.1 15-8	165.9 20-11	25 16-10	23 <u>7-6</u>	84 4-3	21.8 5-2	7.0 <u>12-4</u>
1971	140 2-1	203.7 1-1	79.5 1-1	124.2 2-1	33 <u>8-4</u>	28 2-1	67 19-11	21.7 6-4	6.7 13-4
1970	234 7-2	274.6 9-5	102.8 6-3	171.9 21-10	41 <u>5-2</u>	25 4-1	101 <u>1-1</u>	21.3 10-4	9.4 24-12
1969	268 6	332.1 13	100.0 4	232.1 15	33 7	15 13	74 7	20.6 6	5.2 9
1968	144 1	241.2 2	95.6 3	145.5 4	45 3	29 2	72 9	19.6 5	6.3 9
1967	198 2	274.5 5	100.8 4	173.7 7	36 8	32 1	82 7	22.8 9	6.9 9
1966	226 3	292.2 7	123.8 9	168.4 4	47 3	22 7	69 7	21.0 3	4.3 3
1965	284 4	288.9 5	105.9 4	183.0 7	39 5	22 6	80 2	21.4 3	7.6 8
1964	225 1	280.7 3	128.4 8	152.3 2	57 1	23 3	59 13	21.3 2	7.0 3
1963	285 7	287.9 6	128.1 9	160.1 6	45 2	15 11	58 10	23.0 6	6.3 3
1962	288 6	294.5 5	107.4 3	187.1 6		23 9	71 2	27.6 14	7.9 7
1961	307 10	270.1 1	133.5 10	136.6 1	16 14	16 14	66 4	27.2 14	13.8 14
1960	234 6	276.4 4	132.6 8	143.8 2	30 2	59 8	59 8	28.5 13	3.2 1
1959	251 7	324.9 8	129.7 4	195.2 10	40 1	65 1	65 1	20.7 4	3.6 3
1958	203 2	273.7 2	107.6 1	166.1 5	35 1	60 7	60 7	28.9 12	4.4 5
1957	235 8	283.8 6	97.8 1	186.0 11	28 2	60 7	60 7	22.9 7	3.2 3
1956	322 11	348.0 11	159.7 7	188.3 12	13 12	62 3	62 3	23.6 8	3.9 2
1955	239 6	343.5 11	169.9 9	173.9 9	19 7	69 2	69 2	20.1 2	1.9 1
1954	279 8	327.5 5	135.8 8	191.7 7	20 9	92 2	92 2	20.2 3	3.3 3
1953	350 12	373.8 12	192.9 12	180.9 8	29 3	87 1	87 1	18.1 2	7.7 10

ADMINISTRATION

COACHING STAFF

FOOTBALL OPERATIONS

BUSINESS OPERATIONS

PLAYERS

2016 SEASON IN REVIEW

COLTS HISTORY

RECORDS

COLTS IN THE COMMUNITY



STATISTICS

1953

RECORD: 3-9 COACH: KEITH MOLESWORTH
FIFTH – WESTERN CONFERENCE

HOME: 2-4 CONF: 2-8
AWAY: 1-5 NCONF: 1-1

ADMINISTRATION

COACHING STAFF

FOOTBALL OPERATIONS

BUSINESS OPERATIONS

PLAYERS

2016 SEASON IN REVIEW

COLTS HISTORY

RECORDS

COLTS IN THE COMMUNITY

DATE	RESULTS	OPPONENT	ATTENDANCE
9/27	W 13-9	CHICAGO	23,715
10/3	L 17-27	DETROIT	25,159
10/11	W 16-14	@ Chicago	35,316
10/18	L 14-37	@ Green Bay	18,713
10/25	W 27-17	WASHINGTON	34,031
10/31	L 24-35	GREEN BAY	33,797
11/7	L 7-17	@ Detroit	46,508
11/15	L 14-45	@ Philadelphia	27,813
11/22	L 13-21	LOS ANGELES RAMS	27,268
11/29	L 21-38	SAN FRANCISCO	26,005
12/5	L 2-45	@ Los Angeles Rams	26,696
12/13	L 14-45	@ San Francisco	23,432

TEAM STATISTICS	COLTS	OPP
TOTAL FIRST DOWNS	157	232
Rushing	75	121
Passing	66	95
Penalty	16	16
TOTAL NET YARDS	2716	4486
Avg. Per Game	226.3	373.8
NET YARDS RUSHING	1459	2315
Avg. Per Game	121.6	192.9
Total Rushes	376	445
NET YARDS PASSING	1257	2171
Avg. Per Game	104.8	180.9
Tackled/Yards Lost	-368	-240
Gross Yards	1625	2411
Att./Completions	319/126	321/165
Completion Pct.	39.5	51.4
Had Intercepted	27	29
PUNTS/AVERAGE	83/38.4	55/40.3
PENALTIES/YARDS	69/623	87/757
FUMBLES/BALL LOST	34/21	42/27
TOUCHDOWNS	23	46
Rushing	7	21
Passing	13	21
Defense/Kicking	1/2	3/1

SCORE BY PERIODS	1	2	3	4	TOTAL
COLTS	38	44	39	61	182
OPPONENTS	77	105	83	85	350

SCORING	TDR	TDP	TDRT	PAT	FG	S	TP
Rechichar	2	1			5-13		33
Huzvar	4	1					30
McPhail				21-23	2-5		27
Taliaferro	2	2					24
Young	3	1					24
Edwards	3						18
Taseff	1	1					12
Embree	1						6
Kalmanir	1						6
Donovan						1	2
COLTS	7	13	3	21-23	7-18	1	182
OPPONENTS	21	21	4	45-46	9-16	1	350

RUSHING	NO.	YDS.	AVG.	LG	TD
Huzvar	119	515	4.3	36t	4
Taliaferro	102	479	4.7	50	2
McPhail	53	138	2.6	30	0
Young	40	135	3.4	24	0
Enke	28	91	3.3	25	0
Kalmanir	16	53	3.3	32	0
Mioduszewski	3	33	11.0	25	0
DelBello	14	14	1.0	9	0
Taseff	1	1	1.0	1t	1
COLTS	376	1459	3.9	50	7
OPPONENTS	445	2315	5.2	66	21

RECEIVING	NO.	YDS.	AVG.	LG	TD
Edwards	35	312	8.9	32t	3
Embree	23	272	11.8	24	1
Taliaferro	20	346	17.3	54	2
Young	12	201	16.8	49t	3
Brethauer	10	133	13.3	25	0
McPhail	10	38	3.8	45	0
Huzvar	6	55	9.2	30t	1
Rechichar	3	151	50.3	66t	2
Keane	3	61	20.3	37	0
Kalmanir	3	31	10.3	22t	1
Shula	1	6	6.0	6	0
Marchetti	0	19	0.0	19	0
COLTS	126	1625	12.9	66t	13
OPPONENTS	165	2411	14.6	59	21

INTERCEPTIONS	NO.	YDS.	AVG.	LG	TD
Keane	11	118	10.7	35	0
Rechichar	7	64	9.1	36t	1
Shula	3	46	15.3	35	0
Taseff	3	36	12.0	29	0
Pellington	2	22	11.0	22	0
Brethauer	1	17	17.0	17	0
Agase	1	5	5.0	5	0
Mioduszewski	1	0	0.0	0	0
COLTS	29	308	10.6	36t	1
OPPONENTS	27	469	17.4	54t	3

PUNTING	NO.	YDS.	AVG.	LG	BLK.
Taliaferro	65	2438	37.5	61	0
Keane	18	752	41.8	56	0
COLTS	83	3190	38.4	61	0
OPPONENTS	55	2217	40.3	65	0

PUNT RETURNS	NO.	YDS.	AVG.	LG	TD
Taliaferro	10	31	3.1	7	0
Young	6	9	1.5	9	0
Coutre	4	38	9.5	25	0
Mioduszewski	4	13	3.3	5	0
Kalmanir	2	19	9.5	14	0
Taseff	1	71	71.0	71t	1
Keane	1	3	3.0	3	0
Rechichar	1	0	0.0	0	0
COLTS	29	184	6.3	71t	1
OPPONENTS	40	307	7.7	74t	1

KICKOFF RETURNS	NO.	YDS.	AVG.	LG	TD
Taliaferro	16	331	20.7	39	0
Young	11	378	34.4	104t	1
Coutre	9	266	29.6	78	0
Taseff	4	87	21.8	35	0
Kalmanir	3	51	17.0	25	0
Jackson	3	37	12.3	19	0
Poole	2	24	12.0	21	0
Campanella	2	13	6.5	13	0
Rechichar	1	28	28.0	28	0
Mioduszewski	1	25	25.0	25	0
Finnin	1	18	18.0	18	0
COLTS	53	1258	23.7	104t	1
OPPONENTS	40	724	18.1	28	0

USUAL STARTERS PRO BOWLERS IN BOLDFACE

OFFENSE	DEFENSE
WR Mel Embree	LDE Barney Poole
LT Ernie Blandin	LDT Art Donovan
LG Dick Barwegen	RDT Tom Finnin
C Brad Ecklund	RDE Gino Marchetti
RG Bill Lange	LLB Bill Pellington
RT Jack Little	MLB Sisto Averno
SE Dan Edwards	RLB Alex Agase
RB John Huzvar	LCB Bert Rechichar
QB Fred Enke	RCB Don Shula
RB Buddy Young	LS Carl Taseff
RB George Taliaferro	RS Tom Keane

PASSING	ATT.	COMP.	YDS.	PCT.	AVG./ATT.	TD	TD%	INT.	INT%	LG	RATING
Enke	169	71	1054	42.0	6.24	8	4.7	15	8.9	55	41.9
DelBello	61	27	229	44.3	3.75	1	1.6	5	8.2	66	25.9
Taliaferro	55	15	211	27.3	3.84	2	3.6	5	9.1	45	17.3
Mioduszewski	30	11	113	36.7	3.77	2	6.7	2	6.7	17	42.8
Flowers	4	2	18	50.0	4.50	0	0.0	0	0.0	12	62.5
COLTS	319	126	1625	39.5	5.09	13	4.1	27	8.5	66	34.5
OPPONENTS	321	165	2411	51.4	7.51	21	6.5	29	9.0	59	60.4

1954

RECORD: 3-9 COACH: WEBB EWANK SIXTH – WESTERN CONFERENCE

HOME: 2-4 CONF: 2-8
AWAY: 1-5 NCONF: 1-1

DATE	RESULTS	OPPONENT	ATTENDANCE
9/26	L 0-48	LOS ANGELES RAMS	36,215
10/2	W 20-14	NEW YORK GIANTS	27,088
10/10	L 9-28	@ Chicago	27,845
10/16	L 0-35	@ Detroit	48,272
10/24	L 6-7	GREEN BAY	28,680
10/31	L 21-24	@ Washington	23,566
11/6	L 3-27	DETROIT	25,287
11/13	L 13-24	Green Bay @ Milw.	19,786
11/21	L 13-28	CHICAGO	23,093
11/28	W 17-13	SAN FRANCISCO	23,875
12/4	W 22-21	@ Los Angeles Rams	30,744
12/11	L 7-10	@ San Francisco	26,856

TEAM STATISTICS		COLTS	OPP
TOTAL FIRST DOWNS			
Rushing	66	95	
Passing	90	120	
Penalty	13	19	
TOTAL NET YARDS			
Avg. Per Game	244.5	327.5	
NET YARDS RUSHING			
Avg. Per Game	106.3	135.8	
Total Rushes	364	425	
NET YARDS PASSING			
Avg. Per Game	139.1	191.7	
Tackled/Yards Lost	-336	-203	
Gross Yards	1995	2503	
Att./Completions	313/163	330/178	
Completion Pct.	52.1	53.9	
Had Intercepted	22	20	
PUNTS/AVERAGE	72/37.2	57/39.8	
PENALTIES/YARDS	71/662	92/834	
FUMBLES/BALL LOST	20/12	28/10	
TOUCHDOWNS			
Rushing	4	21	
Passing	9	12	
Defense/Kicking	1/0	2/1	

SCORE BY PERIODS	1	2	3	4	TOTAL
COLTS	33	55	26	17	131
OPPONENTS	62	65	73	79	279

SCORING	TDR	TDP	TDRT	PAT	FG	S	TP
Kerkorian	1		11-12	5-10			32
Young	2	3					30
Rechichar			1-1	6-13			19
Womble	3						18
Edwards	1						6
Robinson		1					6
Taliaferro	1						6
Taseff	1						6
Toth	1						6
Finnin						1	2
COLTS	4	9	1	12-13	11-23	1	131
OPPONENTS	21	12	3	36-36	9-19	0	279

RUSHING	NO.	YDS.	AVG.	LG	TD
Young	70	311	4.4	57	2
Toth	86	303	3.5	15	1
Taseff	41	228	5.0	32	0
Womble	60	174	2.9	24	0
Taliaferro	48	157	3.3	29	0
Kerkorian	22	36	1.6	11	1
Davidson	11	31	2.8	15	0
Huzvar	19	29	1.5	6	0
Shula	2	3	1.5	3	0
Enke	5	3	0.6	5	0
COLTS	364	1275	3.5	57	4
OPPONENTS	425	1630	3.8	38	21

RECEIVING	NO.	YDS.	AVG.	LG	TD
Edwards	40	531	13.3	42	1
Colteryahn	30	384	12.8	21	0
Womble	30	338	11.3	78	3
Taseff	16	159	9.9	30	1
Young	15	272	18.1	78	3
Taliaferro	14	122	8.7	29	1
Toth	11	51	4.6	13	0
Bighead	6	89	14.8	25	0
Mutscheller	1	49	49.0	49	0
COLTS	163	1995	12.2	78	9
OPPONENTS	178	2503	14.1	80	12

INTERCEPTIONS	NO.	YDS.	AVG.	LG	TD
Shula	5	84	16.8	25	0
Keane	5	22	4.4	9	0
Eggers	3	18	6.0	10	0
Rechichar	2	27	13.5	21	0
Taseff	2	15	7.5	15	0
Leberman	2	0	0.0	0	0
Campanella	1	0	0.0	0	0
COLTS	20	166	8.3	25	0
OPPONENTS	22	232	10.5	50	1

PUNTING	NO.	YDS.	AVG.	LG	BLK.
Davidson	72	2680	37.2	55	1
COLTS	72	2680	37.2	55	1
OPPONENTS	57	2266	39.8	63	0

PUNT RETURNS	NO.	YDS.	AVG.	LG	TD
Young	14	60	4.3	16	0
Taseff	8	52	6.5	13	0
Rechichar	6	22	3.7	9	0
Taliaferro	5	34	6.8	18	0
COLTS	33	168	5.1	18	0
OPPONENTS	45	150	3.3	39	0

KICKOFF	NO.	YDS.	AVG.	LG	TD
RETURNS	13	308	23.7	30	0
Young	9	170	18.9	27	0
Taseff	7	167	23.9	35	0
Taliaferro	7	134	19.1	24	0
Rechichar	3	26	8.7	12	0
Pellington	2	26	13.0	14	0
Robinson	1	19	19.0	19	0
Langas	1	18	18.0	18	0
Joyce	1	13	13.0	13	0
Toth	1	13	13.0	13	0
McMillan	1	5	5.0	5	0
Huzvar	1	0	0.0	0	0
Radosevich	1	0	0.0	0	0
COLTS	48	899	18.7	35	0
OPPONENTS	29	587	20.2	40	0

USUAL STARTERS PRO BOWLERS IN BOLDFACE

OFFENSE	DEFENSE
WR Lloyd Colteryahn	LDE Gino Marchetti
LT Ken Jackson	LDT Art Donovan
LG Art Spinney	RDT Tom Finnin
C Buzz Nutter	RDE Don Joyce
RG Alex Sandusky	LLB Bill Pellington
RT Jack Little	MLB Joe Campanella
SE Dan Edwards	RLB Doug Eggers
QB Zollie Toth	LCB Carl Taseff
QB Gary Kerkorian	RCB Don Shula
RB Buddy Young	LS Tom Keane
RB Royce Womble	RS Bert Rechichar

PASSING	ATT.	COMP.	YDS.	PCT.	AVG./ATT.	TD	TD%	INT.	INT%	LG	RATING
Kerkorian	217	117	1515	53.9	6.98	9	4.1	12	5.5	78t	66.9
Davidson	64	28	309	43.8	4.83	0	0.0	5	7.8	29t	26.1
Enke	28	17	171	60.7	6.11	0	0.0	3	10.7	42t	38.5
Taliaferro	2	0	0	0.0	0.00	0	0.0	1	50.0	0	0.0
Keane	1	1	0	100.0	0.00	0	0.0	0	0.0	0	79.2
Toth	1	0	0	0.0	0.00	0	0.0	1	100.0	0	0.0
COLTS	313	163	1995	52.1	5.09	9	2.9	22	7.0	78t	52.3
OPPONENTS	330	178	2503	53.9	7.58	12	3.6	20	6.1	80t	65.5

ADMINISTRATION

COACHING STAFF

FOOTBALL OPERATIONS

BUSINESS OPERATIONS

PLAYERS

2016 SEASON IN REVIEW

COLTS HISTORY

RECORDS

COLTS IN THE COMMUNITY



1955

RECORD: 5-6-1 COACH: WEBB EWANK
FOURTH – WESTERN CONFERENCE

HOME: 4-1-1 CONF: 5-4-1
AWAY: 1-5 NCONF: 0-2

DATE	RESULTS	OPPONENT	ATTENDANCE
9/25	W 23-17	CHICAGO	36,167
10/1	W 28-13	DETROIT	40,030
10/8	W 24-20	Green Bay @ Milw.	40,199
10/16	L 10-38	@ Chicago	40,184
10/23	L 13-14	WASHINGTON	51,587
10/29	W 14-10	GREEN BAY	34,411
11/5	L 14-24	@ Detroit	53,874
11/13	L 7-17	@ New York Giants	33,982
11/20	T 17-17	LOS ANGELES RAMS	41,146
11/27	W 26-14	SAN FRANCISCO	33,485
12/4	L 14-20	@ Los Angeles Rams	37,024
12/11	L 24-35	@ San Francisco	35,371

RUSHING	NO.	YDS.	AVG.	LG	TD
Ameche	213	961	4.5	79t	9
Dupre	88	338	3.8	60	1
Shaw	68	301	4.4	37	3
Young, B.	32	87	2.7	25	1
Young, D.	17	39	2.3	10	0
Shields	10	34	3.4	14	0
Hugasian	12	34	2.8	15	0
Kerkorian	6	20	3.7	12	1
Renfro	4	13	3.3	5	0
Bryan	2	4	2.0	8	0
Womble	4	2	0.5	4	0
COLTS	456	1833	4.0	79t	15
OPPONENTS	448	2035	4.5	81t	18

PUNT RETURNS	NO.	YDS.	AVG.	LG	TD
Rechichar	30	121	4.0	24	0
Taseff	14	46	3.3	20	0
Pellington	1	6	6.0	6	0
Young, D.	1	3	3.0	3	0
Patera	1	2	2.0	2	0
Young, B.	1	0	0.0	0	0
COLTS	48	178	3.7	24	0
OPPONENTS	37	71	1.9	11	0

TEAM STATISTICS	COLTS	OPP
TOTAL FIRST DOWNS	206	234
Rushing	93	120
Passing	92	98
Penalty	21	16
TOTAL NET YARDS	3464	4122
Avg. Per Game	288.3	343.5
NET YARDS RUSHING	1833	2035
Avg. Per Game	152.8	169.6
Total Rushes	456	448
NET YARDS PASSING	1631	2087
Avg. Per Game	135.9	173.9
Tackled/Yards Lost	-164	-201
Gross Yards	1795	2288
Att./Completions	266/134	320/158
Completion Pct.	50.4	49.4
Had Intercepted	22	19
PUNTS/AVERAGE	55/39.3	56/39.9
PENALTIES/YARDS	59/565	69/681
FUMBLES/BALL LOST	18/8	24/14
TOUCHDOWNS	26	30
Rushing	15	18
Passing	11	12
Defense/Kicking	0/0	0/0

RECEIVING	NO.	YDS.	AVG.	LG	TD
Mutscheller	33	518	15.7	48	7
Ameche	27	141	5.2	18	0
Colteryahn	21	251	12.0	22	3
Young, B.	19	426	22.4	82t	1
Berry	13	205	15.8	45	0
Dupre	10	153	15.3	30	0
Hugasian	3	32	10.7	13	0
Shields	3	27	9.0	19	0
Young, D.	2	15	7.5	11	0
Womble	1	14	14.0	14	0
Pellington	1	10	10.0	10	0
Taseff	1	3	3.0	3	0
COLTS	134	1795	13.4	82t	11
OPPONENTS	158	2288	14.5	60	12

KICKOFF RETURNS	NO.	YDS.	AVG.	LG	TD
Rechichar	9	235	26.1	59	0
Young, B.	9	222	24.7	43	0
Taseff	7	162	23.1	38	0
White	4	142	35.5	54	0
Ameche	4	60	15.0	19	0
Young, D.	2	37	18.5	22	0
Pellington	2	36	18.0	19	0
Berry	2	27	13.5	16	0
Renfro	1	20	20.0	20	0
COLTS	40	941	23.5	59	0
OPPONENTS	36	724	20.1	57	0

SCORE BY PERIODS	1	2	3	4	TOTAL
COLTS	54	44	57	59	214
OPPONENTS	36	72	69	62	239

INTERCEPTIONS	NO.	YDS.	AVG.	LG	TD
Rechichar	6	109	18.2	40	0
Shula	5	64	12.8	31	0
Campanella	2	35	17.5	23	0
Pellington	2	17	8.5	12	0
Thomas	1	23	23.0	23	0
Patera	1	8	8.0	8	0
Bryan	1	4	4.0	4	0
Taseff	1	0	0.0	0	0
COLTS	19	260	13.7	40	0
OPPONENTS	22	269	12.2	39	0

USUAL STARTERS PRO BOWLERS IN BOLDFACE

OFFENSE	DEFENSE
WR Lloyd Colteryahn	LDE Gino Marchetti
LT George Radosevich	LDT Art Donovan
LG Art Spinney	RDT Tom Finnin
C Dick Szymanski	RDE Don Joyce
RG Alex Sandusky	LLB Bill Pellington
RT George Preas	MLB Joe Campanella
TE Jim Mutscheller	RLB Doug Eggers
RB Buddy Young	LCB Bert Rechichar
QB George Shaw	RCB Don Shula
RB Alan Ameche	LS Carl Taseff
RB L.G. Dupre	RS Jesse Thomas

SCORING	TDR	TDP	TDR/T	PAT	FG	S	TP
Rechichar				25-26	10-24		55
Ameche	9						54
Mutscheller		7					42
Colteryahn		3					18
Shaw		3					18
Young, B.		1	1				12
Kerkorian		1			1-2		9
Dupre		1					6
COLTS	15	11	0	25-26	11-26	0	213
OPPONENTS	18	12	0	29-30	10-14	0	239

PUNTING	NO.	YDS.	AVG.	LG	BLK.
Brethauer	55	2161	39.3	56	0
COLTS	55	2161	39.3	56	0
OPPONENTS	56	2234	39.9	63	0

PASSING	ATT.	COMP.	YDS.	PCT.	AVG./ATT.	TD	TD%	INT.	INT%	LG	RATING
Shaw	237	119	1586	50.2	6.69	10	4.2	19	8.0	82t	52.5
Kerkorian	29	15	209	51.7	7.21	1	3.4	3	10.3	48t	47.1
COLTS	266	134	1795	50.4	6.75	11	4.1	22	8.3	82t	51.5
OPPONENTS	320	158	2288	49.4	7.15	12	3.8	19	5.9	60t	60.8

ADMINISTRATION
COACHING STAFF
FOOTBALL OPERATIONS
BUSINESS OPERATIONS
PLAYERS
2016 SEASON IN REVIEW
COLTS HISTORY
RECORDS
COLTS IN THE COMMUNITY

1956

RECORD: 5-7 COACH: WEEB EW BANK
FOURTH – WESTERN CONFERENCE

HOME: 4-2 CONF: 3-7
AWAY: 1-5 NCONF: 2-0

DATE	RESULTS	OPPONENT	ATTENDANCE
9/30	W 28-21	CHICAGO	45,221
10/6	L 14-31	DETROIT	42,622
10/14	L 33-38	Green Bay @ Milw.	24,214
10/21	L 27-58	@ Chicago	48,364
10/28	W 28-21	GREEN BAY	40,086
11/11	W 21-7	@ Cleveland	42,404
11/18	L 3-27	@ Detroit	55,788
11/25	W 56-21	LOS ANGELES RAMS	40,321
12/2	L 17-20	SAN FRANCISCO	37,227
12/9	L 7-31	@ Los Angeles Rams	51,037
12/16	L 17-30	@ San Francisco	43,791
12/23	W 19-17	WASHINGTON	32,944

TEAM STATISTICS	COLTS	OPP
TOTAL FIRST DOWNS	216	238
Rushing	106	109
Passing	99	115
Penalty	11	14
TOTAL NET YARDS	4125	4176
Avg. Per Game	343.8	348.0
NET YARDS RUSHING	2204	1916
Avg. Per Game	183.7	159.7
Total Rushes	432	447
NET YARDS PASSING	1921	2260
Avg. Per Game	160.1	188.3
Tackled/Yards Lost	-289	-203
Gross Yards	2210	2463
Att./Completions	279/158	297/165
Completion Pct.	56.6	55.6
Had Intercepted	18	13
PUNTS/AVERAGE	58/38.4	56/44.4
PENALTIES/YARDS	53/507	62/486
FUMBLES/BALL LOST	18/14	23/15
TOUCHDOWNS	38	43
Rushing	21	16
Passing	14	22
Defense/Kicking	1/2	3/2

SCORE BY PERIODS	1	2	3	4	TOTAL
COLTS	55	103	51	61	270
OPPONENTS	80	64	83	95	322

SCORING	TDR	TDP	TDR1	PAT	FG	S	TP
Moore	8	1					54
Ameche	8						48
Mutscheller		6					36
Dupre	2	2					24
Feamster				24-26	0-3		24
Vessels	2	1					18
Rechichar				8-10	3-13		17
Berry		2					12
Taseff			2				12
Womble		2					12
Thomas			1				6
Unitas		1					6
Kerkorian				1-2			1
COLTS	21	14	3	33-38	3-16	0	270
OPPONENTS	16	22	5	40-43	8-19	0	322

RUSHING	NO.	YDS.	AVG.	LG	TD
Ameche	178	858	4.8	43	8
Moore	86	649	7.5	79t	8
Vessels	44	215	4.9	31	2
Dupre	49	182	3.7	21	2
Unitas	28	155	5.5	34	1
Womble	20	72	3.6	12	0
Shaw	20	63	3.2	19	0
Young, D.	5	7	1.4	3	0
Taseff	1	2	2.0	2	0
Rechichar	1	1	1.0	1	0
COLTS	432	2204	5.1	79t	21
OPPONENTS	447	1916	4.3	33	16

RECEIVING	NO.	YDS.	AVG.	LG	TD
Mutscheller	44	715	16.3	53t	6
Berry	37	601	16.2	54	2
Ameche	26	189	7.3	22	0
Dupre	16	216	13.5	49t	2
Vessels	11	177	16.1	30	1
Moore	11	102	9.3	27	1
Womble	9	180	20.0	43t	2
Colterayahn	3	29	9.7	16	0
Unitas	1	1	1.0	1	0
COLTS	158	2210	14.0	54	14
OPPONENTS	165	2463	14.9	77t	22

INTERCEPTIONS	NO.	YDS.	AVG.	LG	TD
Rechichar	4	63	15.8	42	0
Thomas	2	36	18.0	23	0
Taseff	2	13	6.5	8	0
Patera	2	10	5.0	10	0
Eggers	1	6	6.0	6	0
Pellington	1	4	4.0	4	0
Shula	1	2	2.0	2	0
COLTS	13	134	10.3	42	0
OPPONENTS	18	275	15.3	59t	2

PUNTING	NO.	YDS.	AVG.	LG	BLK.
Rechichar	33	1276	38.7	56	0
Dupre	25	953	38.1	54	0
COLTS	58	2229	38.4	56	0
OPPONENTS	56	2489	44.4	70	0

PUNT RETURNS	NO.	YDS.	AVG.	LG	TD
Taseff	27	233	8.6	90t	1
Moore	8	38	4.8	15	0
Rechichar	5	10	2.0	7	0
Nyers	2	16	8.0	16	0
COLTS	42	297	7.1	90t	1
OPPONENTS	39	153	3.9	67t	2

KICKOFF RETURNS	NO.	YDS.	AVG.	LG	TD
Vessels	16	379	23.7	42	0
Moore	10	129	12.9	21	0
Taseff	9	206	22.9	34	0
Dupre	7	148	21.1	35	0
Nyers	3	69	23.0	35	0
Young, D.	3	40	13.3	18	0
Ameche	2	38	19.0	25	0
Sandusky	1	24	24.0	24	0
Spinney	1	10	10.0	10	0
Pellington	1	0	0.0	0	0
Shula	1	0	0.0	0	0
COLTS	54	1043	19.3	42	0
OPPONENTS	43	1015	23.6	103t	1

USUAL STARTERS PRO BOWLERS IN BOLDFACE

OFFENSE	DEFENSE
WR Raymond Berry	LDE Gino Marchetti
LT Ken Jackson	LDT Art Donovan
LG Art Spinney	RDT Tom Finnin
C Buzz Nutter	RDE Don Joyce
RG Alex Sandusky	LLB Bill Pellington
RT George Preas	MLB Joe Campanella
TE Jim Mutscheller	RLB Doug Eggers
RB Lenny Moore	LCB Bert Rechichar
QB John Unitas	RCB Don Shula
RB Alan Ameche	LS Carl Taseff
RB L.G. Dupre	RS Jesse Thomas

PASSING	ATT.	COMP.	YDS.	PCT.	AVG./ATT.	TD	TD%	INT.	INT%	LG	RATING
Unitas	198	110	1498	55.6	7.57	9	4.5	10	5.1	54t	74.0
Shaw	75	45	645	60.0	8.60	3	4.0	7	9.3	49t	62.4
Moore	4	1	8	25.0	2.00	1	25.0	1	25.0	8t	39.6
Kerkorian	2	2	59	100.0	29.50	1	50.0	0	0.0	40t	158.3
COLTS	279	158	2210	56.6	7.92	14	5.0	18	6.5	54t	72.1
OPPONENTS	297	165	2463	55.6	8.29	22	7.4	13	4.4	77t	89.3

ADMINISTRATION

COACHING STAFF

FOOTBALL OPERATIONS

BUSINESS OPERATIONS

PLAYERS

2016 SEASON IN REVIEW

COLTS HISTORY

RECORDS

COLTS IN THE COMMUNITY



1957

RECORD: 7-5 COACH: WEEB EWANK
THIRD – WESTERN CONFERENCE

HOME: 4-2 CONF: 6-4
AWAY: 3-3 NCONF: 1-1

ADMINISTRATION

COACHING STAFF

FOOTBALL OPERATIONS

BUSINESS OPERATIONS

PLAYERS

2016 SEASON IN REVIEW

COLTS HISTORY

RECORDS

COLTS IN THE COMMUNITY

DATE	RESULTS	OPPONENT	ATTENDANCE
9/29	W 34-14	DETROIT	40,112
10/5	W 20-10	CHICAGO	46,558
10/13	W 45-17	Green Bay @ Milw.	26,322
10/20	L 27-31	@ Detroit	55,764
10/27	L 21-24	GREEN BAY	48,510
11/3	L 13-19	PITTSBURGH	42,575
11/10	W 21-17	@ Washington	33,149
11/17	W 29-14	@ Chicago	47,168
11/24	W 27-21	SAN FRANCISCO	50,073
12/1	W 31-14	LOS ANGELES RAMS	52,060
12/8	L 13-17	@ San Francisco	59,950
12/15	L 21-37	@ Los Angeles Rams	52,560

TEAM STATISTICS	COLTS	OPP
TOTAL FIRST DOWNS	222	204
Rushing	91	69
Passing	117	118
Penalty	14	17
TOTAL NET YARDS	4123	3406
Avg. Per Game	343.6	283.8
NET YARDS RUSHING	1735	1174
Avg. Per Game	144.6	97.8
Total Rushes	434	375
NET YARDS PASSING	2388	2232
Avg. Per Game	199.0	186.0
Tackled/Yards Lost	-220	-316
Gross Yards	2608	2548
Att./Completions	314/177	342/175
Completion Pct.	56.4	51.2
Had Intercepted	19	28
PUNTS/AVERAGE	55/34.5	56/42.5
PENALTIES/YARDS	67/712	60/546
FUMBLES/BALL LOST	22/12	29/12
TOUCHDOWNS	41	29
Rushing	12	10
Passing	25	19
Defense/Kicking	3/1	0/0

SCORE BY PERIODS	1	2	3	4	TOTAL
COLTS	82	65	70	86	303
OPPONENTS	34	75	28	98	235

SCORING	TDR	TDP	TDRT	PAT	FG	S	TP
Moore	3	7	1				66
Mutscheller							48
Ameche	5	2					42
Berry	6						36
Rechichar				22-25	3-13		31
Myhra				14-16	4-6		26
Dupre	2	2					24
Davis				2			12
Marchetti				1			6
Shaw	1						6
Unitas	1						6
COLTS	12	25	4	36-41	7-19	0	303
OPPONENTS	10	19	0	29-29	10-21	1	235

RUSHING	NO.	YDS.	AVG.	LG	TD
Ameche	144	493	3.4	49	5
Moore	98	488	5.0	55t	3
Dupre	101	375	3.7	22	2
Unitas	42	171	4.1	24	1
Call	33	145	4.4	24	0
Shaw	5	30	6.0	11	1
Pricer	2	18	9.0	14	0
Womble	7	18	2.6	7	0
Myhra	1	1	1.0	1	0
Nyers	1	-4	-4.0	-4	0
COLTS	434	1735	4.0	55t	12
OPPONENTS	375	1174	3.1	57	10

RECEIVING	NO.	YDS.	AVG.	LG	TD
Berry	47	800	17.0	67t	6
Moore	40	687	17.2	82t	7
Mutscheller	32	558	17.4	66t	8
Dupre	32	339	10.6	43	2
Ameche	15	137	9.1	40	0
Womble	7	69	9.9	37	2
Call	4	18	4.5	8	0
COLTS	177	2608	14.7	82t	25
OPPONENTS	175	2548	14.6	75t	19

INTERCEPTIONS	NO.	YDS.	AVG.	LG	TD
Davis	10	219	21.9	75t	2
Rechichar	5	33	6.6	21	0
Nelson	5	29	5.8	13	0
Shinnick	2	31	15.5	22	0
Patera	1	16	16.0	16	0
DeCarlo	1	14	14.0	14	0
Taseff	1	7	7.0	7	0
Joyce	1	0	0.0	0	0
Moore	1	0	0.0	0	0
Thomas	1	0	0.0	0	0
COLTS	28	349	12.5	75t	2
OPPONENTS	19	180	9.5	28	0

PUNTING	NO.	YDS.	AVG.	LG	BLK.
Davidson	47	1664	35.4	56	0
Rechichar	5	157	31.4	51	0
Dupre	3	75	25.0	38	0
COLTS	55	1896	34.5	56	0
OPPONENTS	56	2380	42.5	76	0

PUNT RETURNS	NO.	YDS.	AVG.	LG	TD
Rechichar	22	71	3.2	22	0
Taseff	7	60	8.6	49	0
Moore	2	0	0.0	0	0
Shinnick	1	2	2.0	2	0
Davis	1	0	0.0	0	0
COLTS	33	133	4.0	49	0
OPPONENTS	34	109	3.2	28	0

KICKOFF RETURNS	NO.	YDS.	AVG.	LG	TD
Nyers	17	350	20.6	46	0
Call	14	329	23.5	45	0
Davidson	5	79	15.8	21	0
Pricer	2	40	20.0	23	0
Owens	1	23	23.0	23	0
Myhra	1	19	19.0	19	0
Moore, H.	1	16	16.0	16	0
Rechichar	1	0	0.0	0	0
Moore, L.	0	92	0.0	92t	1
COLTS	42	948	22.6	92t	1
OPPONENTS	49	1120	22.9	64	0

USUAL STARTERS PRO BOWLERS IN BOLDFACE

OFFENSE	DEFENSE
WR Raymond Berry	LDE Gino Marchetti
LT Jim Parker	LDT Art Donovan
LG Art Spinney	RDt Gene Lipscomb
C Buzz Nutter	RDE Don Joyce
RG Alex Sandusky	LLB Don Shinnick
RT George Preas	MLB Jack Patera
TE Jim Mutscheller	RLB Doug Eggers
RB Lenny Moore	LCB Carl Taseff
QB John Unitas	RCB Milt Davis
RB Alan Ameche	LS Andy Nelson
RB L.G. Dupre	RS Bert Rechichar

PASSING	ATT.	COMP.	YDS.	PCT.	AVG./ATT.	TD	TD%	INT.	INT%	LG	RATING
Unitas	301	172	2550	57.1	8.47	24	8.0	17	5.7	82t	88.0
Shaw	9	5	58	55.6	6.44	1	11.1	1	11.1	17t	72.7
Davidson	2	0	0	0.0	0.00	0	0.0	1	0.0	0	0.0
Moore	2	0	0	0.0	0.00	0	0.0	0	0.0	0	39.6
COLTS	314	177	2608	56.4	8.31	25	8.0	19	6.1	82t	85.0
OPPONENTS	342	175	2548	51.2	7.45	19	5.6	28	8.2	75t	60.2

1958

WORLD CHAMPIONS

RECORD: 9-3 COACH: WEEB EW BANK

FIRST – WESTERN CONFERENCE

HOME: 6-0 CONF: 8-2
AWAY: 3-3 NCONF: 1-1

DATE	RESULTS	OPPONENT	ATTENDANCE
9/28	W 28-15	DETROIT	48,377
10/4	W 51-38	CHICAGO	52,622
10/12	W 24-17	Green Bay @ Milw.	24,553
10/19	W 40-14	@ Detroit	55,190
10/26	W 35-10	WASHINGTON	54,403
11/2	W 56-0	GREEN BAY	51,333
11/9	L 21-24	@ New York Giants	71,164
11/16	W 17-0	@ Chicago	48,064
11/23	W 34-7	LOS ANGELES RAMS	57,557
11/30	W 35-27	SAN FRANCISCO	57,557
12/6	L 28-30	@ Los Angeles Rams	100,202
12/14	L 12-21	@ San Francisco	53,334
12/28	W 23-17OT	@ New York Giants	64,185

TEAM STATISTICS	COLTS	OPP			
TOTAL FIRST DOWNS					
Rushing	253	188			
Passing	117	70			
Penalty	120	106			
Total Rushes	16	12			
TOTAL NET YARDS					
Avg. Per Game	378.3	273.7			
NET YARDS RUSHING					
Avg. Per Game	2127	1291			
Total Rushes	177.3	107.6			
Avg. Per Game	456	331			
NET YARDS PASSING					
Avg. Per Game	2412	1993			
Tackled/Yards Lost	201.0	166.1			
Gross Yards	-125	-255			
Att./Completions	2537	2248			
Completion Pct.	354/178	363/168			
Had Intercepted	50.3	46.3			
PUNTS/AVERAGE	11	35			
PENALTIES/YARDS	62/37.3	62/44.1			
FUMBLES/BALL LOST	55/518	60/555			
TOUCHDOWNS	26/11	31/17			
Rushing	53	27			
Passing	24	13			
Defense/Kicking	26	9			
	1/2	3/2			
SCORE BY PERIODS					
	1	2	3	4	TOTAL
COLTS	92	93	63	133	381
OPPONENTS	41	66	65	31	203

SCORING	TDR	TDP	TDR/T	PAT	FG	S	TP
Moore	7	7					84
Myhra				48-51	4-10		60
Ameche	8	1					54
Berry		9					54
Mutscheller		7					42
Lyles	1	1	2				24
Dupre	3						18
Unitas	3						18
Rechichar		1			1-4		9
Nelson			1				6
Pricer	1						6
Shaw	1			0-1			6
COLTS	24	26	3	48-52	5-14	0	381
OPPONENTS	13	9	5	23-27	6-17	0	203

RUSHING	NO.	YDS.	AVG.	LG	TD
Ameche	171	791	4.6	28	8
Moore	82	598	7.3	73t	7
Dupre	95	390	4.1	39	3
Call	37	154	4.2	35	0
Unitas	33	139	4.2	28	3
Lyles	22	41	1.7	27t	1
Pricer	10	26	2.6	4	1
Shaw	5	3	0.6	3	1
Brown	1	9	9.0	9	0
COLTS	456	2127	4.7	73t	24
OPPONENTS	331	1291	3.9	28	13

RECEIVING	NO.	YDS.	AVG.	LG	TD
Berry	56	794	14.2	54	9
Moore	50	938	18.8	77t	7
Mutscheller	28	504	18.0	54t	7
Dupre	13	111	8.5	22	0
Ameche	13	81	6.2	18	1
Lyles	5	24	4.8	11	1
Rechichar	4	34	8.5	12	1
Call	4	28	7.0	12	0
Pricer	3	14	4.7	6	0
DeCarlo	1	10	10.0	10	0
Pellington	1	-1	-1.0	-1	0
COLTS	178	2537	14.3	77t	26
OPPONENTS	168	2248	13.4	69t	9

INTERCEPTIONS	NO.	YDS.	AVG.	LG	TD
Nelson	8	199	21.9	69	1
Brown	8	149	6.6	30	0
Taseff	7	52	5.8	17	0
Pellington	4	44	15.5	21	0
Davis	4	40	16.0	28	0
Shinnick	3	23	14.0	16	0
Sanford	1	7	7.0	7	0
COLTS	35	514	14.7	69	1
OPPONENTS	11	169	15.4	44t	3

PUNTING	NO.	YDS.	AVG.	LG	BLK.
Brown	41	1635	39.9	60	0
Horn	19	617	32.5	48	0
Stone	1	28	28.0	28	0
Dupre	1	-4	-4.0	-4	0
COLTS	62	2276	36.7	60	0
OPPONENTS	62	2736	44.1	60	0

PUNT RETURNS	NO.	YDS.	AVG.	LG	TD
Taseff	29	196	6.8	33	0
Rechichar	7	29	4.1	11	0
Moore	2	11	5.5	11	0
Simpson	1	1	1.0	1	0
COLTS	39	237	6.1	33	0
OPPONENTS	40	176	4.4	71t	1

KICKOFF RETURNS	NO.	YDS.	AVG.	LG	TD
Lyles	11	338	36.2	103t	2
Pricer	9	168	18.7	28t	0
Moore	4	91	22.8	25t	0
Simpson	3	59	19.7	24t	0
Rechichar	3	50	16.7	22t	0
Call	2	48	24.0	26t	0
Taseff	1	50	50.0	50t	0
DeCarlo	1	0	0.0	0t	0
COLTS	34	864	25.4	103t	2
OPPONENTS	43	1241	28.9	99t	1

USUAL STARTERS PRO BOWLERS IN BOLDFACE

OFFENSE	DEFENSE
WR Raymond Berry	LDE Gino Marchetti
LT Jim Parker	LDT Art Donovan
LG Art Spinney	RDE Gene Lipscomb
C Buzz Nutter	RDE Don Joyce
RG Alex Sandusky	LLB Leo Sanford
RT George Preas	MLB Bill Pellington
TE Jim Mutscheller	RLB Don Shinnick
WR Lenny Moore	LCB Carl Taseff
QB John Unitas	RCB Milt Davis
RB Alan Ameche	LS Andy Nelson
RB L.G. Dupre	RS Ray Brown

PASSING	ATT.	COMP.	YDS.	PCT.	AVG./ATT.	TD	TD%	INT.	INT%	LG	RATING
Unitas	263	136	2007	51.7	7.63	19	7.2	7	2.7	77t	90.0
Shaw	89	41	531	46.1	5.97	7	7.9	4	4.5	57t	72.8
Brown	2	1	-1	50.0	-0.50	0	0.0	0	0.0	-1	56.3
COLTS	354	178	2537	50.3	7.17	26	7.3	11	3.1	77t	85.4
OPPONENTS	363	168	2248	46.3	6.19	9	2.5	35	9.6	69t	35.1

ADMINISTRATION

COACHING STAFF

FOOTBALL OPERATIONS

BUSINESS OPERATIONS

PLAYERS

2016 SEASON IN REVIEW

COLTS HISTORY

RECORDS

COLTS IN THE COMMUNITY

1959

WORLD CHAMPIONS

RECORD: 9-3 COACH: WEEB EW BANK

FIRST – WESTERN CONFERENCE

HOME: 4-2 CONF: 9-1

AWAY: 5-1 NCONF: 0-2

DATE	RESULTS	OPPONENT	ATTENDANCE
9/27	W 21-9	DETROIT	55,588
10/3	L 21-26	CHICAGO	57,557
10/11	W 31-24	@ Detroit	54,197
10/18	W 21-7	@ Chicago	48,430
10/25	W 38-21	GREEN BAY	57,557
11/1	L 31-38	CLEVELAND	57,557
11/8	L 24-27	@ Washington	32,773
11/15	W 28-24	Green Bay @ Milw.	25,521
11/22	W 45-14	SAN FRANCISCO	57,557
11/29	W 35-21	LOS ANGELES RAMS	57,557
12/5	W 34-14	@ San Francisco	59,075
12/12	W 45-26	@ Los Angeles Rams	65,528
12/27	W 31-16	NEW YORK GIANTS	57,545

SCORING	TDR	TDP	TDRT	PAT	FG	S	TP
Berry	14						84
Myhra				50-51	6-17		68
Ameche	7	1					48
Moore	2	6					48
Mutscheller			8				48
Richardson			3				18
Sommer	2						12
Unitas	2						12
Davis			1				6
Dupre		1					6
Nelson		1					6
Pellington			1				6
Szymanski			1				6
Taseff		1					6
Rechichar				0-1			0
COLTS	13	33	5	50-51	6-18	0	374
OPPONENTS	16	13	2	29-31	12-22	0	251

INTERCEPTIONS	NO.	YDS.	AVG.	LG	TD
Davis	7	119	17.0	57t	1
Shinnick	7	70	10.0	23	0
Nelson	6	33	5.5	33t	1
Brown	5	89	17.8	44	0
Szymanski	5	24	4.8	15t	1
Pellington	4	99	24.8	30t	1
Taseff	2	60	30.0	33	0
Lipscomb	1	49	49.0	49	0
Matuszak	1	23	23.0	23	0
Sample	1	10	10.0	10	0
Marchetti	1	1	0.0	0	0
COLTS	40	577	14.4	57t	4
OPPONENTS	14	199	14.2	37	2

TEAM STATISTICS	COLTS	OPP
TOTAL FIRST DOWNS	267	195
Rushing	95	85
Passing	148	118
Penalty	24	12
TOTAL NET YARDS	4458	3899
Avg. Per Game	371.5	324.9
NET YARDS RUSHING	1705	1557
Avg. Per Game	142.1	129.7
Total Rushes	435	325
NET YARDS PASSING	2753	2342
Avg. Per Game	229.4	195.2
Tackled/Yards Lost	-185	-155
Gross Yards	2938	2497
Att./Completions	375/196	351/171
Completion Pct.	52.3	48.7
Had Intercepted	14	40
PUNTS/AVERAGE	53/41.9	50/44.7
PENALTIES/YARDS	56/634	65/610
FUMBLES/BALL LOST	22/9	18/9
TOUCHDOWNS	51	31
Rushing	13	16
Passing	33	13
Defense/Kicking	4/1	2/0

RUSHING	NO.	YDS.	AVG.	LG	TD
Ameche	178	679	3.8	26	7
Moore	92	422	4.6	31t	2
Sommer	61	227	3.7	53t	2
Unitas	29	145	5.0	21	2
Pricer	34	128	3.8	16	0
Dupre	23	54	2.4	21	0
Hawkins	12	44	3.7	11	0
Brown	2	4	2.0	3	0
Lewis	4	2	0.5	2	0
COLTS	435	1705	3.9	53t	13
OPPONENTS	325	1557	4.8	70t	16

PUNTING	NO.	YDS.	AVG.	LG	BLK.
Sherer	51	2132	41.8	60	0
Brown	2	89	44.5	55	0
COLTS	53	2221	41.9	60	0
OPPONENTS	50	2236	44.7	60	0

PUNT RETURNS	NO.	YDS.	AVG.	LG	TD
Sample	22	129	5.8	25	0
Taseff	15	104	6.9	25	0
Shinnick	1	0	0.0	0	0
COLTS	38	233	6.1	25	0
OPPONENTS	33	120	3.6	30	0

KICKOFF RETURNS	NO.	YDS.	AVG.	LG	TD
Sample	17	457	26.9	80	0
Sommer	8	166	20.8	25	0
Pricer	6	66	11.0	25	0
Rechichar	2	39	19.5	27	0
Lewis	2	31	15.5	23	0
Hawkins	1	21	21.0	21	0
Plunkett	1	12	12.0	12	0
Davis	1	0	0.0	0	0
COLTS	38	792	20.8	80	0
OPPONENTS	46	950	20.7	42	0

SCORE BY PERIODS	1	2	3	4	TOTAL
COLTS	55	94	83	142	374
OPPONENTS	31	90	85	45	251

RECEIVING	NO.	YDS.	AVG.	LG	TD
Berry	66	959	14.5	55t	14
Moore	47	846	18.0	71	6
Mutscheller	44	699	15.9	40t	8
Ameche	13	129	9.9	30	1
Sommer	7	111	15.7	56	0
Richardson	7	81	11.6	15	3
Dupre	6	47	7.8	18	1
Lewis	3	54	18.0	25	0
Pricer	2	3	1.5	4	0
Sherer	1	9	9.0	9	0
COLTS	196	2938	15.0	71	33
OPPONENTS	171	2497	14.6	81t	13

USUAL STARTERS PRO BOWLERS IN BOLDFACE

OFFENSE		DEFENSE	
WR Raymond Berry	LDE Gino Marchetti		
LT Jim Parker	LDT Art Donovan		
LG Art Spinney	RDT Gene Lipscomb		
C Buzz Nutter	RDE Don Joyce		
RG Alex Sandusky	LLB Bill Pellington		
RT George Preas	MLB Dick Szymanski		
TE Jim Mutscheller	RLB Don Shinnick		
WR Lenny Moore	LCB Carl Taseff		
QB John Unitas	RCB Milt Davis		
RB Alan Ameche	LS Andy Nelson		
RB Mike Sommer	RS John Sample		

PASSING	ATT.	COMP.	YDS.	PCT.	AVG./ATT.	TD	TD%	INT.	INT%	LG	RATING
Unitas	367	193	2899	52.6	7.90	32	8.7	14	3.8	71t	92.0
Brown	4	1	14	25.0	3.50	0	0.0	0	0.0	14t	41.7
Moore	3	2	25	66.7	8.33	1	33.3	0	0.0	13t	132.0
Dupre	1	0	0	0.0	0.00	0	0.0	0	0.0	0	39.6
COLTS	375	196	2938	52.3	7.83	33	8.8	14	3.7	71t	92.1
OPPONENTS	351	171	2497	48.7	7.11	13	3.7	40	11.1	81t	45.1

ADMINISTRATION
 COACHING STAFF
 FOOTBALL OPERATIONS
 BUSINESS OPERATIONS
 PLAYERS
 2016 SEASON IN REVIEW
 COLTS HISTORY
 RECORDS
 COLTS IN THE COMMUNITY

1960

RECORD: 6-6 COACH: WEEB EWANK
FOURTH – WESTERN CONFERENCE

HOME: 4-2 CONF: 5-6
AWAY: 2-4 NCONF: 1-0

DATE	RESULTS	OPPONENT	ATTENDANCE
9/25	W 20-0	WASHINGTON	53,818
10/2	W 42-7	CHICAGO	57,808
10/9	L 21-35	@ Green Bay	32,150
10/16	W 31-17	LOS ANGELES RAMS	57,808
10/23	L 17-30	@ Detroit	53,854
10/30	W 45-7	@ Dallas	25,500
11/6	W 38-24	GREEN BAY	57,808
11/13	W 24-20	@ Chicago	48,713
11/27	L 22-30	SAN FRANCISCO	57,808
12/4	L 15-20	DETROIT	57,808
12/11	L 3-10	@ Los Angeles Rams	75,461
12/18	L 10-34	@ San Francisco	57,269

TEAM STATISTICS	COLTS	OPP
TOTAL FIRST DOWNS	227	195
Rushing	64	86
Passing	143	98
Penalty	20	11
TOTAL NET YARDS	4245	3317
Avg. Per Game	353.8	276.4
NET YARDS RUSHING	1289	1591
Avg. Per Game	107.4	132.6
Total Rushes	345	379
NET YARDS PASSING	2956	1726
Avg. Per Game	246.3	143.8
Tackled/Yards Lost	-208	-342
Gross Yards	3164	2068
Att./Completions	392/196	298/144
Completion Pct.	50.0	48.3
Had Intercepted	24	30
PUNTS/AVERAGE	52/38.5	54/46.4
PENALTIES/YARDS	51/504	59/538
FUMBLES/BALL LOST	24/12	20/9
TOUCHDOWNS	37	27
Rushing	10	17
Passing	26	8
Defense/Kicking	0/1	1/1

SCORE BY PERIODS	1	2	3	4	TOTAL
COLTS	53	123	44	68	288
OPPONENTS	23	48	62	101	234

SCORING	TDR	TDP	TDRT	PAT	FG	S	TP
Moore	4	9					78
Myhra			35-37	9-19			62
Berry		10					60
Hawkins	2	3					30
Ameche	3						18
Mutscheller	2						12
Pricer	1	1					12
Richardson	1						6
Sample		1					6
Lipscomb						1	2
Shields						1	2
COLTS	10	26	1	35-37	9-19	2	288
OPPONENTS	17	8	2	27-27	15-30	0	234

RUSHING	NO.	YDS.	AVG.	LG	TD
Moore	91	374	4.1	57	4
Hawkins	76	267	3.5	17	2
Ameche	80	263	3.3	16	3
Unitas	36	195	5.4	27	0
Pricer	46	131	2.9	11	1
Brown	2	25	12.5	23	0
Welch	5	23	4.6	7	0
Sample	1	7	7.0	7	0
Taseff	4	3	0.8	4	0
Kovac	4	1	0.3	5	0
COLTS	345	1289	3.7	57	10
OPPONENTS	379	1591	4.2	66	17

RECEIVING	NO.	YDS.	AVG.	LG	TD
Berry	74	1298	17.5	70	10
Moore	45	936	20.8	80	9
Hawkins	25	280	11.2	49	3
Mutscheller	18	271	15.1	43	2
DeCarlo	8	116	14.5	22	0
Richardson	8	90	11.3	23	1
Pricer	8	77	9.6	21	1
Ameche	7	56	8.0	19	0
Kovac	2	27	13.5	25	0
Taseff	1	13	13.0	13	0
COLTS	196	3164	16.1	80	26
OPPONENTS	144	2068	14.4	65	8

INTERCEPTIONS	NO.	YDS.	AVG.	LG	TD
Boyd	7	132	18.9	74	0
Nelson	6	47	7.8	22	0
Davis	6	32	5.3	19	0
Shinnick	5	40	8.0	11	0
Sample	4	27	6.8	18	0
Szymanski	1	15	15.0	15	0
Pellington	1	4	4.0	4	0
COLTS	30	297	9.9	74	0
OPPONENTS	24	272	11.3	80	1

PUNTING	NO.	YDS.	AVG.	LG	BLK.
Brown	52	2001	38.5	55	0
COLTS	52	2001	38.5	55	0
OPPONENTS	54	2506	46.4	62	0

PUNT RETURNS	NO.	YDS.	AVG.	LG	TD
Sample	14	101	7.2	26	0
Taseff	6	25	4.2	7	0
Nelson	3	1	0.3	1	0
COLTS	23	127	5.5	26	0
OPPONENTS	15	48	3.2	10	0

KICKOFF RETURNS	NO.	YDS.	AVG.	LG	TD
Sample	18	519	28.8	94	1
Taseff	14	291	20.8	30	0
Pricer	6	88	14.7	17	0
Welch	4	80	20.0	28	0
Pellington	2	11	5.5	9	0
Moore	1	23	23.0	23	0
Sommer	1	10	10.0	10	0
Kovac	1	8	8.0	8	0
COLTS	47	1030	21.9	94	1
OPPONENTS	44	1253	28.5	97	1

USUAL STARTERS PRO BOWLERS IN BOLDFACE

OFFENSE	DEFENSE
WR Raymond Berry	LDE Gino Marchetti
LT Jim Parker	LDT Art Donovan
LG Art Spinney	RDT Gene Lipscomb
C Buzz Nutter	RDE Ordele Braese
RG Alex Sandusky	LLB Bill Pellington
RT George Preas	MLB Dick Szymanski
TE Jim Mutscheller	RLB Don Shinnick
WR Lenny Moore	LCB Bob Boyd
QB John Unitas	RCB Mitt Davis
RB Alan Ameche	LS Andy Nelson
RB Alex Hawkins	RS John Sample

PASSING	ATT.	COMP.	YDS.	PCT.	AVG./ATT.	TD	TD%	INT.	INT%	LG	RATING
Unitas	378	190	3099	50.3	8.20	25	6.6	24	6.4	80	73.7
Brown	13	6	65	46.2	5.00	1	7.7	0	0.0	21	87.0
Moore	1	0	0	0.0	0.00	0	0.0	0.0	0.0	0	39.6
COLTS	392	196	3164	50.0	8.07	26	6.6	24	6.1	80	74.0
OPPONENTS	298	144	2068	48.3	6.94	8	2.7	30	10.1	65	40.6

ADMINISTRATION

COACHING STAFF

FOOTBALL OPERATIONS

BUSINESS OPERATIONS

PLAYERS

2016 SEASON IN REVIEW

COLTS HISTORY

RECORDS

COLTS IN THE COMMUNITY



ADMINISTRATION

COACHING STAFF

FOOTBALL OPERATIONS

BUSINESS OPERATIONS

PLAYERS

2016 SEASON IN REVIEW

COLTS HISTORY

RECORDS

COLTS IN THE COMMUNITY

1961

RECORD: 8-6 COACH: WEEB EWANK
THIRD – WESTERN CONFERENCE

HOME: 5-2 CONF: 6-6
AWAY: 3-4 NCONF: 2-0

DATE	RESULTS	OPPONENT	ATTENDANCE
9/17	W 27-24	LOS ANGELES RAMS	54,259
9/24	L 15-16	DETROIT	54,259
10/1	W 34-33	MINNESOTA	54,259
10/8	L 7-45	@ Green Bay	38,669
10/15	L 10-24	@ Chicago	48,719
10/22	W 17-14	@ Detroit	53,016
10/29	L 20-21	CHICAGO	57,641
11/5	W 45-21	GREEN BAY	57,641
11/12	L 20-29	@ Minnesota	38,010
11/19	W 16-0	ST. LOUIS	56,112
11/26	W 27-6	@ Washington	41,062
12/3	W 20-17	SAN FRANCISCO	57,641
12/9	L 17-34	@ Los Angeles Rams	41,268
12/16	W 27-24	@ San Francisco	45,517

TEAM STATISTICS		COLTS	OPP
TOTAL FIRST DOWNS			
Rushing	124	274	232
Passing	135	110	110
Penalty	15	14	14
TOTAL NET YARDS			
Avg. Per Game	351.6	270.1	270.1
NET YARDS RUSHING			
Avg. Per Game	151.4	133.5	133.5
Total Rushes	456	418	418
NET YARDS PASSING			
Avg. Per Game	200.2	136.6	136.6
Tackled/Yards Lost	-215	-407	-407
Gross Yards	3018	2320	2320
Att./Completions	438/232	351/161	351/161
Completion Pct.	53.0	46.0	46.0
Had Intercepted	29	16	16
PUNTS/AVERAGE			
	42/43.0	64/41.4	64/41.4
PENALTIES/YARDS			
	69/589	66/547	66/547
FUMBLES/BALL LOST			
	21/13	19/8	19/8
TOUCHDOWNS			
Rushing	34	37	37
Passing	17	17	17
Defense/Kicking	0/0	1/1	1/1

RECEIVING	NO.	YDS.	AVG.	LG	TD
Berry	75	873	11.6	44	0
Moore	49	728	14.9	72t	8
Perry	34	322	9.5	27	1
Mutscheller	20	370	18.5	45	2
Hawkins	20	158	7.9	22	1
Orr	18	357	19.8	64	4
Smolinski	9	100	11.1	25	1
Mackey	4	66	16.5	19	0
Sommer	1	31	31.0	31	0
Matte	1	8	8.0	8	0
Szymanski	1	5	5.0	5	0
COLTS 232 3018 13.0 72t 17					
OPPONENTS 161 2320 14.4 84t 18					

INTERCEPTIONS	NO.	YDS.	AVG.	LG	TD
Glick	4	18	4.5	10	0
Harrison	3	43	14.3	27	0
Pellington	3	9	3.0	4	0
Shinnick	2	15	7.5	15	0
Boyd	2	0	0.0	0	0
Burkett	1	23	23.0	23	0
Taseff	1	15	15.0	15	0
COLTS 16 123 7.7 27 0					
OPPONENTS 29 406 14.0 41t 1					

SCORING	TDR	TDP	TDRT	PAT	FG	S	TP
Myhra				33-34	21-39		96
Moore	7	8					90
Hawkins	4	1					30
Orr		4					24
Perry	3	1					24
Mutscheller		2					12
Unitas	2						12
Smolinski		1					6
Welch	1						6
Marchetti					1	2	
COLTS 17 17 0 33-34 21-39 1 302							
OPPONENTS 17 18 2 37-37 16-26 0 307							

PASSING	ATT.	COMP.	YDS.	PCT.	AVG./ATT.	TD	TD%	INT.	INT%	LG	RATING
Unitas	420	229	2990	54.5	7.12	16	3.8	24	5.7	72t	66.1
McHan	15	3	28	20.0	1.87	1	6.7	4	26.7	17t	22.2
Moore	2	0	0	0.0	0.00	0	0.0	1	50.0	0	0.0
Boyd	1	0	0	0.0	0.00	0	0.0	0	0.0	0	39.6
COLTS 438 232 3018 53.0 6.89 17 3.9 29 6.6 72t 60.3											
OPPONENTS 351 161 2320 46.0 6.61 18 5.1 16 4.6 84t 65.9											

RUSHING	NO.	YDS.	AVG.	LG	TD
Perry	168	675	4.0	27	3
Moore	92	648	7.0	54t	7
Hawkins	86	379	4.4	39	4
Unitas	54	190	3.5	18	2
Smolinski	31	98	3.2	14	0
Welch	1	60	60.0	60t	1
Matte	13	54	4.2	11	0
Sommer	6	10	1.7	9	0
Hill	1	4	4.0	4	0
McHan	4	1	0.3	7	0
COLTS 456 2119 4.6 60 17					
OPPONENTS 418 1869 4.5 54t 17					

RECEIVING	NO.	YDS.	AVG.	LG	TD
Berry	75	873	11.6	44	0
Moore	49	728	14.9	72t	8
Perry	34	322	9.5	27	1
Mutscheller	20	370	18.5	45	2
Hawkins	20	158	7.9	22	1
Orr	18	357	19.8	64	4
Smolinski	9	100	11.1	25	1
Mackey	4	66	16.5	19	0
Sommer	1	31	31.0	31	0
Matte	1	8	8.0	8	0
Szymanski	1	5	5.0	5	0
COLTS 232 3018 13.0 72t 17					
OPPONENTS 161 2320 14.4 84t 18					

INTERCEPTIONS	NO.	YDS.	AVG.	LG	TD
Glick	4	18	4.5	10	0
Harrison	3	43	14.3	27	0
Pellington	3	9	3.0	4	0
Shinnick	2	15	7.5	15	0
Boyd	2	0	0.0	0	0
Burkett	1	23	23.0	23	0
Taseff	1	15	15.0	15	0
COLTS 16 123 7.7 27 0					
OPPONENTS 29 406 14.0 41t 1					

PUNTING	NO.	YDS.	AVG.	LG	BLK.
Gilburg	42	1804	43.0	61	0
COLTS	42	1804	43.0	61	0
OPPONENTS	64	2648	41.4	67	0

PUNT RETURNS	NO.	YDS.	AVG.	LG	TD
Boyd	18	173	9.6	46	0
Taseff	5	39	7.8	23	0
Hawkins	4	20	5.0	9	0
Nelson	4	19	4.8	12	0
Harrison	1	16	16.0	16	0
Smolinski	1	2	2.0	2	0
COLTS 33 269 8.2 46 0					
OPPONENTS 18 248 13.8 72t 1					

KICKOFF RETURNS	NO.	YDS.	AVG.	LG	TD
Lyles	28	672	24.0	64	0
Harrison	11	250	22.7	34	0
Welch	5	146	29.2	50	0
Smolinski	3	27	9.0	23	0
Matte	2	50	25.0	30	0
Lewis	1	14	14.0	14	0
Matuszak	1	14	14.0	14	0
Mackey	1	6	6.0	6	0
Gregory	1	3	3.0	3	0
COLTS 53 1182 22.3 64 0					
OPPONENTS 57 1552 27.2 55 0					

USUAL STARTERS			
PRO BOWLERS IN BOLDFACE			
OFFENSE		DEFENSE	
WR Raymond Berry	LDE Gino Marchetti	LDT Art Donovan	RDT Billy Ray Smith
LT Jim Parker	LDT Art Donovan	RDE Ordele Braase	LLB Bill Pellington
LG Palmer Pyle	RDT Billy Ray Smith	MLB Jack Burkett	RLB Don Shinnick
C Dick Szymanski	RDE Ordele Braase	LCB Bob Boyd	RCB Gary Glick
RG Alex Sandusky	LLB Bill Pellington	LS Andy Nelson	RS Bob Harrison
RT George Preas	MLB Jack Burkett		
TE Jim Mutscheller	RLB Don Shinnick		
WR Lenny Moore	LCB Bob Boyd		
QB John Unitas	RCB Gary Glick		
RB Joe Perry	LS Andy Nelson		
RB Alex Hawkins	RS Bob Harrison		

1962

RECORD: 7-7 COACH: WEEB EWANK
FOURTH – WESTERN CONFERENCE

HOME: 3-4 CONF: 5-7
AWAY: 4-3 NCONF: 2-0

DATE	RESULTS	OPPONENT	ATTENDANCE
9/16	W 30-27	LOS ANGELES RAMS	54,796
9/23	W 34-7	@ Minnesota	30,787
9/30	L 20-29	DETROIT	57,966
10/7	L 13-21	SAN FRANCISCO	54,158
10/14	W 36-14	@ Cleveland	80,132
10/21	L 15-35	@ Chicago	49,066
10/28	L 6-17	GREEN BAY	57,966
11/4	W 22-3	@ San Francisco	44,875
11/11	W 14-2	@ Los Angeles Rams	39,502
11/18	L 13-17	@ Green Bay	38,669
11/25	L 0-57	CHICAGO	56,164
12/2	L 14-21	@ Detroit	53,012
12/8	W 34-21	WASHINGTON	56,964
12/16	W 42-17	MINNESOTA	53,645

TEAM STATISTICS		COLTS	OPP
TOTAL FIRST DOWNS			
Rushing		251	226
Passing		94	91
Penalty		145	119
		12	16
TOTAL NET YARDS			
Avg. Per Game		4666	4123
NET YARDS RUSHING		333.3	294.5
Avg. Per Game		1601	1504
Total Rushes		114.4	107.4
NET YARDS PASSING		448	423
Avg. Per Game		3065	2619
Tackled/Yards Lost		218.9	187.1
Gross Yards		-265	-356
Att./Completions		3330	2975
Completion Pct.		423/237	381/206
Had Intercepted		56.0	54.1
PUNTS/AVERAGE		25	23
PENALTIES/YARDS		58/41.5	67/42.7
FUMBLES/BALL LOST		63/675	71/792
TOUCHDOWNS		26/19	32/19
Rushing		37	37
Passing		9	17
Defense/Kicking		27	19
		1/0	0/1

SCORE BY PERIODS	1	2	3	4	TOTAL
COLTS	62	60	42	129	293
OPPONENTS	55	59	64	110	288

SCORING	TDR	TDP	TDR/T	PAT	FG	S	TP
Bielski	2		25-28	11-25			70
Orr	11						66
Mackey	4						24
Hawkins	4						24
Moore	2	2					24
Matte	2	1					18
Berry	3						18
Owens	2						12
Smolinski	1	1					12
Harris			6-9	1-3			9
Braase		1					6
Turner	1						6
Saul						1	2
TEAM						1	2
COLTS	9	27	1	31-37	12-28	2	293
OPPONENTS	17	19	1	35-37	9-22	2	288

PASSING	ATT.	COMP.	YDS.	PCT.	AVG./ATT.	TD	TD%	INT.	INT%	LG	RATING
Unitas	389	222	2967	57.1	7.63	23	5.9	23	5.9	80t	76.5
McHan	20	10	278	50.0	13.90	3	15.0	2	10.0	74t	95.8
Matte	13	5	85	38.5	6.54	1	7.7	0	0.0	30t	87.0
Hawkins	1	0	0	0.0	0.00	0	0.0	0	0.0	0	39.6
COLTS	423	237	3330	56.0	7.87	27	6.4	25	5.9	80t	78.2
OPPONENTS	381	206	2975	54.1	7.81	19	5.0	23	6.0	85t	71.1

RUSHING	NO.	YDS.	AVG.	LG	TD
Moore	106	470	4.4	25	2
Perry	94	359	3.8	21	0
Smolinski	85	265	3.1	11	1
Matte	74	226	3.1	29	2
Unitas	50	137	2.7	25	0
Hawkins	29	87	3.0	13t	4
Turner	1	17	17.0	17	0
Orr	1	14	14.0	14	0
Boyd	2	13	6.5	15	0
Clemens	2	9	4.5	6	0
McHan	4	4	1.0	5	0
COLTS	448	1601	3.6	29	9
OPPONENTS	423	1504	3.6	45t	17

RECEIVING	NO.	YDS.	AVG.	LG	TD
Orr	55	974	17.7	80t	11
Berry	51	687	13.5	37	3
Mackey	25	396	15.8	57	4
Owens	25	307	12.3	26	2
Perry	22	194	8.8	32	0
Moore	18	215	11.9	80	2
Bielski	15	200	13.3	22	2
Smolinski	13	128	9.9	33t	1
Matte	8	81	10.1	22	1
Hawkins	4	37	9.3	14	0
Turner	1	111	111.0	74t	1
COLTS	237	3330	14.1	80t	27
OPPONENTS	206	2975	14.4	85t	19

INTERCEPTIONS	NO.	YDS.	AVG.	LG	TD
Boyd	7	163	23.3	38	0
Shinnick	5	16	3.3	9	0
Nelson	4	20	5.0	10	0
Harris	2	52	26.0	38	0
Pellington	2	29	14.5	21	0
Burkett	2	21	10.5	12	0
Welch	1	30	30.0	30	0
COLTS	23	331	14.4	38	0
OPPONENTS	25	386	15.4	40	0

PUNTING	NO.	YDS.	AVG.	LG	BLK.
Gilburg	57	2384	41.8	62	0
McHan	1	22	22.0	22	0
COLTS	58	2406	41.5	62	0
OPPONENTS	67	2861	42.7	64	0

PUNT RETURNS	NO.	YDS.	AVG.	LG	TD
Hawkins	11	42	3.8	12	0
Turner	10	95	9.5	43	0
Harris	8	61	7.6	21	0
Boyd	3	23	7.7	23	0
Nelson	2	22	11.0	14	0
Shinnick	0	29	0.0	29	0
COLTS	34	272	8.0	43	0
OPPONENTS	23	182	7.9	48	0

KICKOFF RETURNS	NO.	YDS.	AVG.	LG	TD
Matte	27	613	22.7	42	0
Turner	20	504	25.2	37	0
Harris	3	86	28.7	31	0
Hawkins	2	35	17.5	25	0
Smolinski	2	20	10.0	14	0
Diehl	1	5	5.0	5	0
COLTS	55	1263	23.0	42	0
OPPONENTS	52	1433	27.6	103t	1

USUAL STARTERS PRO BOWLERS IN BOLDFACE

OFFENSE	DEFENSE
WR Raymond Berry	LDE Gino Marchetti
LT Jim Parker	LDT Jim Colvin
LG Palmer Pyle	RDT Billy Ray Smith
C Dick Szymanski	RDE Ordele Braase
RG Alex Sandusky	LLB Bill Pellington
RT George Preas	MLB Jack Burkett
TE Dee Mackey	LCB Don Shinnick
WR Jimmy Orr	RLB Bob Boyd
QB John Unitas	RCB Wendell Harris
RB Joe Perry	LS Andy Nelson
RB Lenny Moore	RS Jim Welch

ADMINISTRATION

COACHING STAFF

FOOTBALL OPERATIONS

BUSINESS OPERATIONS

PLAYERS

2016 SEASON IN REVIEW

COLTS HISTORY

RECORDS

COLTS IN THE COMMUNITY



1963

RECORD: 8-6 COACH: DON SHULA
THIRD – WESTERN CONFERENCE
HOME: 4-3 CONF: 7-5
AWAY: 4-3 NCONF: 1-1

ADMINISTRATION
 COACHING STAFF
 FOOTBALL OPERATIONS
 BUSINESS OPERATIONS
 PLAYERS
 2016 SEASON IN REVIEW
 COLTS HISTORY
 RECORDS
 COLTS IN THE COMMUNITY

DATE	RESULTS	OPPONENT	ATTENDANCE
9/15	L 28-37	NEW YORK GIANTS	60,029
9/22	W 20-14	@ San Francisco	31,006
9/29	L 20-31	@ Green Bay	42,327
10/6	L 3-10	@ Chicago	48,998
10/13	W 20-3	SAN FRANCISCO	56,962
10/20	W 25-21	@ Detroit	51,901
10/27	L 20-34	GREEN BAY	60,065
11/3	L 7-17	CHICAGO	60,065
11/10	W 24-21	DETROIT	59,758
11/17	W 37-34	@ Minnesota	33,136
11/24	L 16-17	@ Los Angeles Rams	48,555
12/1	W 36-20	@ Washington	44,006
12/8	W 41-10	MINNESOTA	54,122
12/15	W 19-16	LOS ANGELES RAMS	52,834

TEAM STATISTICS	COLTS	OPP
TOTAL FIRST DOWNS	257	228
Rushing	95	89
Passing	149	118
Penalty	13	21
TOTAL NET YARDS	4938	4036
Avg. Per Game	352.7	287.9
Total Plays	873	827
Avg. Per Play	5.7	4.9
NET YARDS RUSHING	1642	1794
Avg. Per Game	117.3	128.1
Total Rushes	396	434
NET YARDS PASSING	3296	2242
Avg. Per Game	235.4	160.1
Tackled/Yards Lost	44/309	45/347
Gross Yards	3605	2589
Att./Completions	433/248	348/181
Completion Pct.	57.3	52.0
Had Intercepted	12	15
PUNTS/AVERAGE	56/41.0	72/43.5
PENALTIES/YARDS	77/823	58/685
FUMBLES/BALL LOST	35/25	32/17
TOUCHDOWNS	35	36
Rushing	11	16
Passing	20	19
Defense/Kicking	4/0	1/0

SCORE BY PERIODS	1	2	3	4	TOTAL
COLTS	82	82	66	86	316
OPPONENTS	27	110	76	72	285

SCORING	TDR	TOP	TDRT	PAT	FG	S	TP
Martin				32-35	24-39		104
Mackey		7					42
Hill	5	1					30
Orr		5					30
Matte	4	1					30
Moore	2	2					24
Berry		3					18
Marchetti			1				6
Boyd			1				6
Nelson			1				6
Lockett			1				6
Lyles			1				6
Colvin						1	2
COLTS	11	20	4	32-35	24-39	1	316
OPPONENTS	16	19	1	33-36	12-27	0	285

RUSHING	NO.	YDS.	AVG.	LG	TD
Matte	133	541	4.1	31t	4
Hill	100	440	4.4	20t	5
Lockett	81	273	3.4	18	0
Unitas	47	224	4.8	26	0
Moore	27	136	5.0	25t	2
Cuzzo	3	26	8.7	26	0
Mackey	1	3	3.0	3	0
Craddock	1	1	1.0	1	0
Hawkins	3	-2	-0.7	0	0
COLTS	396	1642	4.1	31t	11
OPPONENTS	434	1794	4.1	70t	16

RECEIVING	NO.	YDS.	AVG.	LG	TD
Matte	48	466	9.7	49	1
Berry	44	703	16.0	64t	3
Orr	41	708	17.3	60t	5
Mackey	35	726	20.7	61t	7
Hill	22	304	13.8	55	1
Moore	21	288	13.7	34	2
Richardson	17	204	12.0	22	0
Lockett	16	158	9.9	27	1
Hawkins	3	41	13.7	19	0
Owens	1	7	7.0	7	0
COLTS	248	3605	14.5	64t	20
OPPONENTS	181	2589	14.3	77t	19

INTERCEPTIONS	NO.	YDS.	AVG.	LG	TD
Welch	4	49	12.3	15	0
Nelson	3	37	12.3	26t	1
Boyd	3	17	5.7	9	0
Lyles	2	36	18.0	36t	1
Shinnick	2	20	10.0	18	0
Logan	1	15	15.0	15	0
COLTS	15	174	11.6	36t	2
OPPONENTS	12	161	13.4	39	1

PUNTING	NO.	YDS.	AVG.	LG	BLK.
Gilburg	52	2173	41.8	64	0
Logan	4	121	30.3	55	0
COLTS	56	2294	41.0	64	0
OPPONENTS	72	3133	43.5	64	0

PUNT RETURNS	NO.	YDS.	AVG.	LG	TD
Logan	28	279	10.0	38	0
Hawkins	17	156	9.2	50	0
Richardson	5	43	8.6	19	0
Moore	2	7	3.5	7	0
Hill	1	0	0.0	0	0
COLTS	53	485	9.2	50	0
OPPONENTS	19	119	6.3	23	0

KICKOFF RETURNS	NO.	YDS.	AVG.	LG	TD
Matte	16	331	20.7	34	0
Mackey	9	271	30.1	41	0
Harris	8	198	24.8	41	0
Logan	8	170	21.3	31	0
Lockett	3	52	17.3	28	0
Gilburg	3	29	9.7	26	0
Hill	2	32	16.0	17	0
Richardson	1	16	16.0	16	0
Parker	1	15	15.0	15	0
Bielski	1	0	0.0	0	0
COLTS	52	1114	21.4	41	0
OPPONENTS	66	1520	23.0	58	0

USUAL STARTERS PRO BOWLERS IN BOLDFACE

OFFENSE	DEFENSE
WR Raymond Berry	LDE Gino Marchetti
LT Bob Vogel	LDT Jim Colvin
LG Jim Parker	RDT Fred Miller
C Dick Szymanski	RDE Ordeell Braese
RG Alex Sandusky	LLB Jack Burkett
RT George Preas	MLB Bill Pellington
TE John Mackey	RLB Don Shinnick
WR Jimmy Orr	LCB Bob Boyd
QB John Unitas	RCB Lenny Lyles
RB Tom Matte	LS Andy Nelson
RB Lenny Moore,	RS Jim Welch
J.W. Lockett	

PASSING	ATT.	COMP.	YDS.	PCT.	AVG./ATT.	TD	TD%	INT.	INT%	LG	SACKED	RATING
Unitas	410	237	3481	57.8	8.49	20	4.9	12	2.9	64t	42/298	90.0
Cuzzo	17	10	104	58.8	6.12	0	0.0	0	0.0	19t	2/11	76.6
Matte	5	1	20	20.0	4.00	0	0.0	0	0.0	20t	0/0	43.8
McHan	1	0	0	0.0	0.00	0	0.0	0	0.0	0	0/0	39.6
COLTS	433	248	3605	57.4	8.33	20	4.6	12	2.8	64t	44/309	88.4
OPPONENTS	348	181	2589	52.0	7.44	19	5.5	15	4.3	77t	45/347	76.7

1964

RECORD: 12-2 COACH: DON SHULA

FIRST – WESTERN CONFERENCE

HOME: 7-1 CONF: 10-2

AWAY: 5-1 NCONF: 2-0

DATE	RESULTS	OPPONENT	ATTENDANCE
9/13	L 24-34	@ Minnesota	35,583
9/20	W 21-20	@ Green Bay	42,327
9/27	W 52-0	CHICAGO	56,537
10/4	W 35-20	LOS ANGELES RAMS	56,537
10/12	W 47-27	ST. LOUIS	60,213
10/18	W 24-21	GREEN BAY	60,213
10/25	W 34-0	@ Detroit	57,814
11/1	W 37-7	SAN FRANCISCO	60,213
11/8	W 40-24	@ Chicago	47,891
11/15	W 17-14	MINNESOTA	60,213
11/22	W 24-7	@ Los Angeles Rams	72,137
11/29	W 14-3	@ San Francisco	33,642
12/6	L 14-31	DETROIT	60,213
12/13	W 45-17	WASHINGTON	60,213
12/27	L 0-27	@ Cleveland	79,544

TEAM STATISTICS	COLTS	OPP
TOTAL FIRST DOWNS	245	242
Rushing	100	93
Passing	129	121
Penalty	16	28
TOTAL NET YARDS	4779	3930
Avg. Per Game	341.4	280.7
Total Plays	840	864
Avg. Per Play	5.7	4.6
NET YARDS RUSHING	2007	1798
Avg. Per Game	143.4	128.4
Total Rushes	456	422
NET YARDS PASSING	2772	2132
Avg. Per Game	198.0	152.3
Tackled/Yards Lost	39/273	57/489
Gross Yards	3045	2621
Att./Completions	345/176	385/217
Completion Pct.	51.0	56.4
Had Intercepted	9	23
PUNTS/AVERAGE	59/41.8	73/44.0
PENALTIES/YARDS	74/785	59/641
FUMBLES/BALL LOST	31/10	28/18
TOUCHDOWNS	54	28
Rushing	29	13
Passing	22	14
Defense/Kicking	2/1	0/1

SCORE BY PERIODS	1	2	3	4	TOTAL
COLTS	88	96	130	114	428
OPPONENTS	38	59	48	80	225

SCORING	TDR	TOP	TDR/T	PAT	FG	S	TP
Moore	16	3	1				120
Michaels				53-54	17-35		104
Hill		6					36
Berry		6					36
Hill	5	1					36
Lorick	4						24
Looney	1	1					12
Unitas	2						12
Mackey		2					12
Wilson		1					6
Matte	1						6
Logan			1				6
Stonebreaker			1				6
Hawkins			1				6
Petties			1				6

COLTS	29	22	3	53-54	17-35	0	428
OPPONENTS	13	14	1	27-28	10-24	0	225

RUSHING	NO.	YDS.	AVG.	LG	TD
Moore	157	584	3.7	32t	16
Lorick	100	513	5.1	60	4
Hill	88	384	4.4	50	5
Matte	42	215	5.1	80t	1
Unitas	37	162	4.4	20	2
Looney	23	127	5.5	58t	1
Boyd	1	25	25.0	25	0
Mackey	1	-1	-1.0	-1	0
Cuozzo	7	-2	-0.3	10	0
COLTS	456	2007	4.4	80t	29
OPPONENTS	422	1798	4.3	51t	13

RECEIVING	NO.	YDS.	AVG.	LG	TD
Berry	43	663	15.4	46	6
Orr	40	867	21.7	69	6
Mackey	22	406	18.5	62	2
Moore	21	472	22.5	74t	3
Hill	14	113	8.1	27t	1
Lorick	11	164	14.9	59	0
Matte	10	169	16.9	30	0
Wilson	7	86	12.3	20	1
Richardson	3	42	14.0	16	0
Hawkins	2	42	21.0	27t	1
Petties	2	20	10.0	15t	1
Looney	1	1	0.0	1t	1
COLTS	176	3045	17.3	74t	22
OPPONENTS	217	2621	12.1	63t	14

INTERCEPTIONS	NO.	YDS.	AVG.	LG	TD
Boyd	9	185	20.6	47	0
Logan	6	91	15.2	30	1
Shinnick	3	10	3.3	9	0
Lyles	2	40	20.0	23	0
Pellington	2	20	10.0	13	0
Harris	1	20	20.0	20	0
COLTS	23	366	15.9	47	1
OPPONENTS	9	119	13.2	36	0

PUNTING	NO.	YDS.	AVG.	LG	BLK.
Looney	32	1358	42.4	64	0
Gilburg	27	1106	41.0	58	0
COLTS	59	2464	41.8	64	0
OPPONENTS	73	3212	44.0	68	0

PUNT RETURNS	NO.	FC	YDS.	AVG.	LG	TD
Harris	17	5	214	12.6	39	0
Hawkins	16	4	122	7.6	30	0
Logan	13	0	111	8.5	22	0
Haymond	1	1	6	6.0	6	0
Davis	1	0	0	0.0	0	0
COLTS	48	10	453	9.4	39	0
OPPONENTS	25	-	175	7.0	65t	1

KICKOFF RETURNS	NO.	YDS.	AVG.	LG	TD
Looney	14	345	24.6	42	0
Lorick	13	385	29.6	71	0
Hill	4	85	21.3	26	0
Matte	3	71	23.7	34	0
Gilburg	1	19	19.0	19	0
Davis	1	12	12.0	12	0
Petties	1	9	9.0	9	0
Haymond	1	0	0.0	0	0
Boyd	1	0	0.0	0	0
COLTS	39	926	23.7	71	0
OPPONENTS	70	1490	21.3	56	0

USUAL STARTERS PRO BOWLERS IN BOLDFACE

OFFENSE	DEFENSE
WR Raymond Berry	LDE Gino Marchetti
LT Bob Vogel	LDT Fred Miller
LG Jim Parker	RT Billy Ray Smith
C Dick Szymanski	RDE Ordeell Braase
RG Alex Sandusky	LLB Steve Stonebreaker
RT George Preas	MLB Bill Pellington
TE John Mackey	RLB Don Shinnick
WR Jimmy Orr	LCB Bob Boyd
QB John Unitas	RCB Lenny Lyles
RB Lenny Moore	LS Jerry Logan
RB Jerry Hill,	RS Jim Welch
Tony Lorick	

PASSING	ATT.	COMP.	YDS.	PCT.	AVG./ATT.	TD	TD%	INT.	INT%	LG	SACKED	RATING
Unitas	305	158	2824	51.8	9.26	19	6.2	6	2.0	74t	37/254	96.4
Cuozzo	36	15	163	41.7	4.53	2	5.6	3	8.3	22t	2/19	39.5
Matte	4	3	58	75.0	14.50	1	25.0	0	0.0	22t	0/0	156.3
COLTS	345	176	3045	51.0	8.83	22	6.4	9	2.6	74t	39/273	91.8
OPPONENTS	385	217	2621	56.4	6.81	14	3.6	23	5.9	63t	57/489	64.6



1965

RECORD: 10-3-1 COACH: DON SHULA
TIED FIRST – WESTERN CONFERENCE

HOME: 5-2 CONF: 8-3-1

AWAY: 5-1-1 NCONF: 2-0

DATE	RESULTS	OPPONENT	ATTENDANCE
9/19	W 35-16	MINNESOTA	56,562
9/26	L 17-20	Green Bay @ Milw.	48,130
10/3	W 27-24	SAN FRANCISCO	58,609
10/10	W 31-7	DETROIT	60,238
10/17	W 38-7	@ Washington	50,405
10/24	W 35-20	LOS ANGELES RAMS	60,238
10/31	W 34-28	@ San Francisco	45,827
11/7	W 26-21	@ Chicago	45,656
11/14	W 41-21	@ Minnesota	47,426
11/21	W 34-24	PHILADELPHIA	60,238
11/25	T 24-24	@ Detroit	55,036
12/5	L 0-13	CHICAGO	60,238
12/12	L 27-42	GREEN BAY	60,238
12/18	W 20-17	@ Los Angeles Rams	46,636
12/26	L 10-13 OT	@ Green Bay	50,484
1/9	W 35-3	Dallas (@ Miami)	65,569

SCORING	TDR	TOP	TDR/T	PAT	FG	S	TP
Michaels				48-48	17-28	1	101
Orr		10					60
Moore	5	3					48
Berry		7					42
Mackey		7					42
Hill	5						30
Lorick	1	2					18
Logan			2				12
Boyd			1				6
Haymond			1				6
Matte	1						6
Unitas	1						6
Richardson		1					6
Hawkins		1					6

INTERCEPTIONS	NO.	YDS.	AVG.	LG	TD
Boyd	9	78	8.7	24	1
Harris	3	77	25.7	36	0
Haymond	3	47	15.7	30t	1
Logan	2	74	37.0	38t	2
Lyles	1	28	28.0	28	0
Gaubatz	1	5	5.0	5	0
Smith	1	5	5.0	5	0
Shinnick	1	4	4.0	4	0
Stonebreaker	1	0	0.0	0	0
COLTS	22	318	14.5	38t	4
OPPONENTS	17	341	20.1	87	1

TEAM STATISTICS	COLTS	OPP
TOTAL FIRST DOWNS	266	233
Rushing	94	78
Passing	144	131
Penalty	28	24
TOTAL NET YARDS	4598	4045
Avg. Per Game	328.4	288.9
Total Plays	887	849
Avg. Per Play	5.2	4.8
NET YARDS RUSHING	1593	1483
Avg. Per Game	113.8	105.9
Total Rushes	445	410
NET YARDS PASSING	3005	2562
Avg. Per Game	214.6	183.0
Tackled/Yards Lost	43/325	39/341
Gross Yards	3330	2903
Att./Completions	399/222	400/213
Completion Pct.	55.6	53.3
Had Intercepted	17	22
PUNTS/AVERAGE	56/39.6	71/43.9
PENALTIES/YARDS	69/616	80/786
FUMBLES/BALL LOST	31/19	33/14
TOUCHDOWNS	48	35
Rushing	13	11
Passing	31	22
Defense/Kicking	4/0	1/1
SCORE BY PERIODS	1 2 3 4 TOTAL	
COLTS	64 140 69 116 389	
OPPONENTS	55 93 78 58 284	

RUSHING	NO.	YDS.	AVG.	LG	TD
Hill	147	516	3.5	20	5
Moore	133	464	3.5	28t	5
Lorick	63	296	4.7	38	1
Matte	69	235	3.4	20	1
Unitas	17	68	4.0	18t	1
Cuzzo	6	8	1.3	10	0
Mackey	1	7	7.0	7	0
Curtis	6	1	0.2	4	0
Felts	2	0	0.0	2	0
Brown	1	-2	-2.0	-2	0
COLTS	445	1593	3.6	38	13
OPPONENTS	410	1483	3.6	32	11

PUNTING	NO.	YDS.	AVG.	LG	BLK.
Gilburg	54	2139	39.6	66	0
Brown	2	80	40.0	49	0
COLTS	56	2219	39.6	66	0
OPPONENTS	71	3119	43.9	65	0

RECEIVING	NO.	YDS.	AVG.	LG	TD
Berry	58	739	12.7	40	7
Orr	45	847	18.8	57	10
Mackey	40	814	20.4	68t	7
Moore	27	414	15.3	52t	3
Hill	20	112	5.6	20	0
Lorick	15	184	12.3	49t	2
Matte	12	131	10.9	15	0
Hawkins	2	32	16.0	27	1
Wilson	1	38	38.0	38	0
Richardson	1	14	14.0	14t	1
Curtis	1	5	5.0	5	0
COLTS	222	3330	15.0	68t	31
OPPONENTS	213	2903	13.6	65t	22

PUNT RETURNS	NO.	FC	YDS.	AVG.	LG	TD
Haymond	41	9	403	9.8	55	0
Hawkins	4	2	18	4.5	11	0
COLTS	45	11	421	9.4	55	0
OPPONENTS	26	-	198	7.6	44	0

KICKOFF RETURNS	NO.	YDS.	AVG.	LG	TD
Haymond	20	614	30.7	53	0
Felts	10	193	19.3	36	0
Lorick	9	211	23.4	30	0
Matte	8	211	26.4	46	0
Curtis	2	10	5.0	10	0
Hawkins	2	0	0.0	0	0
Hill	1	3	3.0	3	0
COLTS	52	1242	23.9	53	0
OPPONENTS	63	1346	21.4	10t	1

USUAL STARTERS
PRO BOWLERS IN BOLDFACE

OFFENSE	DEFENSE
WR Raymond Berry	LDE Lou Michaels
LT Bob Vogel	LDT Fred Miller
LG Jim Parker	RDT Billy Ray Smith
C Dick Szymanski	RDE Ordeell Braese
Buzz Nutter	LLB Steve Stonebreaker
RG Alex Sandusky	MLB Dennis Gaubatz
RT George Preas	RLB Don Shinnick
TE John Mackey	LCB Bob Boyd
WR Jimmy Orr	RCB Lenny Lyles
QB John Unitas	LS Jerry Logan
RB Lenny Moore	RS Wendell Harris
RB Jerry Hill	

PASSING	ATT.	COMP.	YDS.	PCT.	AVG./ATT.	TD	TD%	INT.	INT%	LG	SACKED	RATING
Unitas	282	164	2530	58.2	8.97	23	8.2	12	4.3	61t	29/221	97.4
Cuzzo	105	54	700	51.4	6.67	7	6.7	4	3.8	44t	10/73	79.1
Matte	7	1	19	14.3	2.71	0	0.0	1	14.3	19t	1/7	0.0
Brown	5	3	81	60.0	16.20	1	20.0	0	0.0	68t	3/24	143.8
COLTS	399	222	3330	55.6	8.35	31	7.8	17	4.3	68t	43/325	91.4
OPPONENTS	400	213	2903	53.3	7.27	22	5.5	22	5.5	65t	39/341	72.1

ADMINISTRATION

COACHING STAFF

FOOTBALL OPERATIONS

BUSINESS OPERATIONS

PLAYERS

2016 SEASON IN REVIEW

COLTS HISTORY

RECORDS

COLTS IN THE COMMUNITY

1966

RECORD: 9-5 COACH: DON SHULA
SECOND – WESTERN CONFERENCE

HOME: 5-2 CONF: 7-5

AWAY: 4-3 NCONF: 2-0

DATE	RESULTS	OPPONENT	ATTENDANCE
9/10	L 3-24	Green Bay @ Milw.	48,650
9/18	W 38-23	@ Minnesota	47,426
9/25	W 36-14	SAN FRANCISCO	56,715
10/9	L 17-27	@ Chicago	47,452
10/16	W 45-14	DETROIT	60,238
10/23	W 20-17	MINNESOTA	60,238
10/30	W 17-3	@ Los Angeles Rams	57,898
11/6	W 37-10	WASHINGTON	60,238
11/13	W 19-7	@ Atlanta	58,850
11/20	L 14-20	@ Detroit	52,383
11/27	L 7-23	LOS ANGELES RAMS	60,238
12/4	W 21-16	CHICAGO	60,238
12/10	L 10-14	GREEN BAY	60,238
12/18	W 30-14	@ San Francisco	40,005
1/8	W 20-14	Philadelphia (at Miami) (Playoff Bowl)	58,088

TEAM STATISTICS	COLTS	OPP
TOTAL FIRST DOWNS	237	245
Rushing	82	94
Passing	142	134
Penalty	13	17
TOTAL NET YARDS	4486	4091
Avg. Per Game	320.4	292.2
Total Plays	849	932
Avg. Per Play	5.3	4.4
NET YARDS RUSHING	1556	1733
Avg. Per Game	111.1	123.8
Total Rushes	418	460
NET YARDS PASSING	2930	2358
Avg. Per Game	209.3	168.4
Tackled/Yards Lost	30/242	47/401
Gross Yards	3172	2759
Att./Completions	401/221	425/240
Completion Pct.	55.1	56.5
Had Intercepted	27	22
PUNTS/AVERAGE	49/45.6	71/40.6
PENALTIES/YARDS	64/617	69/704
FUMBLES/BALL LOST	19/12	25/18
TOUCHDOWNS	36	25
Rushing	7	7
Passing	26	14
Defense/Kicking	3/0	4/0

SCORE BY PERIODS	1	2	3	4	TOTAL
COLTS	36	113	61	104	314
OPPONENTS	50	58	60	58	226

SCORING	TDR	TOP	TDR/T	PAT	FG	S	TP
Michaels				35-36	21-39		98
Mackey		9					54
Berry		7					42
Moore	3						18
Matte		3					18
Lorick	3						18
Orr		3					18
Wilson		2					12
Richardson		2					12
Curtis		1					6
Boyd		1					6
Unitas	1						6
Haymond		1					6
COLTS	7	26	3	35-36	21-39	0	314
OPPONENTS	7	14	4	25-25	17-33	0	226

RUSHING	NO.	YDS.	AVG.	LG	TD
Lorick	143	524	3.7	41	3
Hill	104	395	3.8	12	0
Matte	86	381	4.4	30	0
Moore	63	209	3.3	18	3
Unitas	20	44	2.2	16	1
Cuzzo	1	9	9.0	9	0
Mackey	1	-6	-6.0	-6	0
COLTS	418	1556	3.7	41	7
OPPONENTS	460	1733	3.8	52t	7

RECEIVING	NO.	YDS.	AVG.	LG	TD
Berry	56	786	14.0	40	7
Mackey	50	829	16.6	89	9
Orr	37	618	16.7	61	3
Matte	23	307	13.4	35	3
Moore	21	260	12.4	36	0
Richardson	14	246	17.6	69	2
Lorick	12	81	6.8	19	0
Hill	5	18	3.6	7	0
Wilson	3	27	9.0	11	2
COLTS	221	3172	14.4	89	26
OPPONENTS	240	2759	12.5	99t	14

INTERCEPTIONS	NO.	YDS.	AVG.	LG	TD
Boyd	6	114	19.0	37	1
Haymond	4	88	22.0	52t	1
Logan	3	13	4.3	13	0
Shinnick	3	4	1.3	4	0
Gaubatz	2	12	6.0	10	0
Davis	1	15	15.0	15	0
Stonebreaker	1	8	8.0	8	0
Brown	1	7	7.0	7	0
Lyles	1	6	6.0	6	0
COLTS	22	267	12.1	52t	2
OPPONENTS	27	438	16.2	55	3

PUNTING	NO.	YDS.	AVG.	LG	BLK.
Lee	49	2233	45.6	64	0
COLTS	49	2233	45.6	64	0
OPPONENTS	71	2882	40.6	62	0

PUNT RETURNS	NO.	FC	YDS.	AVG.	LG	TD
Haymond	40	8	347	8.7	64	0
Davis	2	1	7	3.5	4	0
Logan	1	1	3	3.0	3	0
Matte	1	1	0	0.0	0	0
Allen	1	0	0	0.0	0	0
COLTS	45	11	357	7.9	64	0
OPPONENTS	30	8	130	4.3	24	0

KICKOFF RETURNS	NO.	YDS.	AVG.	LG	TD
Moore	18	453	25.2	54	0
Haymond	10	223	22.3	29	0
Lorick	10	214	21.4	37	0
Curtis	3	64	21.3	34	0
Matte	3	55	18.3	31	0
Allen	3	53	17.7	20	0
Baldwin	2	18	9.0	18	0
Brown	2	14	7.0	11	0
COLTS	51	1094	21.5	54	0
OPPONENTS	63	1320	21.0	40	0

USUAL STARTERS PRO BOWLERS IN BOLDFACE

OFFENSE	DEFENSE
WR Raymond Berry	LDE Lou Michaels
LT Bob Vogel	LDT Billy Ray Smith
LG Dan Sullivan	RDT Fred Miller
C Dick Szymanski	RDE Ordele Braese
RG Alex Sandusky	LLB Jack Burkett,
RT Jim Parker	Steve Stonebreaker
TE John Mackey	MLB Dennis Gaubatz
WR Jimmy Orr	RLB Don Shinnick
QB John Unitas	LCB Bob Boyd
RB Lenny Moore	RCB Lenny Lyles
RB Tony Lorick,	LS Jerry Logan
Jerry Hill	RS Alvin Haymond

PASSING	ATT.	COMP.	YDS.	PCT.	AVG./ATT.	TD	TO%	INT.	INT%	LG	SACKED	RATING
Unitas	348	195	2748	56.0	7.90	22	6.3	24	6.9	89t	21/146	74.0
Cuzzo	50	26	424	52.0	8.48	4	8.0	2	4.0	69t	8/82	90.8
Matte	3	0	0	0.0	0.00	0	0.0	1	33.3	0	0/0	0.0
Moore	0	0	0	0.0	0.00	0	0.0	0	0.0	0	1/14	0.0
COLTS	401	221	3172	55.1	7.91	26	6.5	27	6.7	89t	30/242	74.5
OPPONENTS	425	240	2759	56.5	6.49	14	3.3	22	5.2	99t	47/401	65.5

ADMINISTRATION

COACHING STAFF

FOOTBALL OPERATIONS

BUSINESS OPERATIONS

PLAYERS

2016 SEASON IN REVIEW

COLTS HISTORY

RECORDS

COLTS IN THE COMMUNITY

1967

RECORD: 11-1-2 COACH: DON SHULA

TIED FIRST – COASTAL DIVISION

HOME: 6-0-1 AWAY: 5-1-1

DIV: 4-1-1 CONF: 7-1-2 NCONF: 4-0

DATE	RESULTS	OPPONENT	ATTENDANCE
9/17	W 38-31	ATLANTA	56,715
9/24	W 38-6	@ Philadelphia	60,755
10/1	W 41-7	SAN FRANCISCO	60,238
10/8	W 24-3	@ Chicago	47,190
10/15	T 24-24	LOS ANGELES RAMS	60,238
10/22	T 20-20	@ Minnesota	47,693
10/29	W 17-13	@ Washington	50,574
11/5	W 13-10	GREEN BAY	60,238
11/12	W 49-7	@ Atlanta	58,850
11/19	W 41-7	DETROIT	60,238
11/26	W 26-9	@ San Francisco	44,815
12/3	W 23-17	DALLAS	60,238
12/10	W 30-10	NEW ORLEANS	60,238
12/17	L 10-34	@ Los Angeles Rams	77,277

TEAM STATISTICS	COLTS	OPP
TOTAL FIRST DOWNS	289	208
Rushing	105	78
Passing	159	116
Penalty	25	14
TOTAL NET YARDS	5008	3843
Avg. Per Game	357.7	274.5
Total Plays	925	818
Avg. Per Play	5.4	4.7
NET YARDS RUSHING	1645	1411
Avg. Per Game	117.5	100.8
Total Rushes	443	387
NET YARDS PASSING	3363	2432
Avg. Per Game	240.2	173.7
Tackled/Yards Lost	25/198	36/246
Gross Yards	3561	2678
Att./Completions	457/265	395/221
Completion Pct.	58.0	55.9
Had Intercepted	17	32
PUNTS/AVERAGE	49/42.3	69/39.4
PENALTIES/YARDS	52/458	82/927
FUMBLES/BALL LOST	13/8	17/8
TOUCHDOWNS	48	21
Rushing	21	5
Passing	22	13
Defense/Kicking	4/1	2/1

SCORE BY PERIODS	1	2	3	4	TOTAL
COLTS	78	122	69	135	394
OPPONENTS	26	50	57	65	198

SCORING	TDR	TOP	TDR/T	PAT	FG	S	TP
Michaels				46-48	20-37		106
Matte	9	3					72
Richardson		8					48
Lorick	6						36
Hawkins		4					24
Moore	4						24
Mackey		3					18
Perkins		2					12
Hill	2						12
Boyd			1				6
Orr		1					6
Berry		1					6
Volk			1				6
Logan			1				6
Lyles			1				6
Braase			1				6
COLTS	21	22	5	46-48	20-37	0	394
OPPONENTS	5	13	3	21-21	17-28	0	198

FGS	1-19	20-29	30-39	40-49	50+	TOT.
Michaels	6-7	5-7	3-10	4-9	2-4	20-37
COLTS	6-7	5-7	3-10	4-9	2-4	20-37
OPP.	3-3	3-3	6-9	5-11	0-2	17-28

Michaels: (16, 42) (37, 52) (30, 20, 42, 40) (47, X)
 (45, 33, 44) (25, 41, 10) (48, 12, 30) (32, 57)
 (33) (54, 29, 33) (10, 12, 47, 26) (29, 53, 27)
 (35, 21, 17) (37, 14)
OPP.: (47, 48) (9, 35) (42) (35) (47, 50, 33, 47)
 (47, 28, 11) (42, 35) (49, 42) (1) (30, 37, 50)
 (26, 43, 33, 33) (17) (35) (47, 23)

RUSHING	NO.	YDS.	AVG.	LG	TD
Matte	147	636	4.3	30	9
Lorick	133	436	3.3	22	6
Hill	90	311	3.5	18	2
Moore	42	132	3.1	21	4
Unitas	22	89	4.1	12	0
Ward	5	23	4.6	8	0
Hawkins	2	12	6.0	7	0
Welch	2	6	3.0	4	0
COLTS	443	1645	3.7	30	21
OPPONENTS	387	1411	3.6	27	5

RECEIVING	NO.	YDS.	AVG.	LG	TD
Richardson	63	860	13.7	31	8
Mackey	55	686	12.5	34	3
Matte	35	496	14.2	88	3
Hawkins	27	469	17.4	54	4
Lorick	22	189	8.6	34	0
Hill	19	156	8.2	33	0
Perkins	16	302	18.9	57	2
Moore	13	153	11.8	37	0
Berry	11	167	15.2	40	1
Orr	3	72	24.0	55	1
Alley	1	11	11.0	11	0
COLTS	265	3561	13.4	88	22
OPPONENTS	221	2678	12.1	80	13

INTERCEPTIONS	NO.	YDS.	AVG.	LG	TD
Volk	6	145	24.2	94	1
Boyd	6	145	24.2	41	1
Lyles	5	59	11.8	36	1
Logan	4	22	5.5	11	0
Shinnick	3	20	6.7	17	0
Haymond	2	33	16.5	33	0
Stukes	2	13	6.5	13	0
Gaubatz	2	10	5.0	5	0
Curtis	1	6	6.0	6	0
Porter	1	0	0.0	0	0
COLTS	32	453	14.2	94	3
OPPONENTS	17	272	16.0	77	2

PUNTING	NO.	YDS.	AVG.	LG	BLK.
Lee	49	2075	42.3	68	0
COLTS	49	2075	42.3	68	0
OPPONENTS	69	2718	39.4	62	1

PUNT RETURNS	NO.	FC	YDS.	AVG.	LG	TD
Haymond	26	4	155	6.0	31	0
Volk	11	5	88	8.0	24	0
Logan	5	1	80	16.0	43	1
COLTS	42	10	323	7.7	43	1
OPPONENTS	21	6	144	6.9	40	0

KICKOFF RETURNS	NO.	YDS.	AVG.	LGT	TD
Moore	16	392	24.5	37	0
Haymond	13	326	25.1	48	0
Lorick	8	212	26.5	37	0
Logan	2	17	8.5	10	0
Stukes	1	19	19.0	19	0
Matte	1	14	14.0	14	0
Davis	1	8	8.0	8	0
COLTS	42	988	23.5	48	0
OPPONENTS	65	1483	22.8	49	1

USUAL STARTERS PRO BOWLERS IN BOLDFACE

OFFENSE	DEFENSE
WR Raymond Berry,	LDE Roy Hilton,
Ray Perkins	Lou Michaels
LT Bob Vogel	LDT Fred Miller
LG Glenn Ressler	RDT Billy Ray Smith
C Dick Szymanski	RDE Ordell Braase
RG Dan Sullivan	LLB Ron Porter,
RT Sam Ball	Mike Curtis
TE John Mackey	MLB Dennis Gaubatz
WR Willie Richardson	RLB Don Shinnick
QB John Unitas	LCB Bob Boyd
RB Tom Matte	RCB Lenny Lyles
RB Tony Lorick	LS Jerry Logan
	RS Rick Volk

PASSING	ATT.	COMP.	YDS.	PCT.	AVG./ATT.	TD	TD%	INT.	INT%	LG	SACKED	RATING
Unitas	436	255	3428	58.5	7.86	20	4.6	16	3.7	88	25/198	83.6
Ward	16	9	115	56.3	7.19	2	12.5	1	6.3	21	0/0	92.4
Matte	5	1	18	20.0	3.60	0	0.0	0	0.0	18	0/0	42.1
COLTS	457	265	3561	58.0	7.79	22	4.8	17	3.7	88	25/198	83.4
OPPONENTS	395	221	2678	55.9	6.78	13	3.3	32	8.1	80	36/246	54.1

ADMINISTRATION
 COACHING STAFF
 FOOTBALL OPERATIONS
 BUSINESS OPERATIONS
 PLAYERS
 2016 SEASON IN REVIEW
 COLTS HISTORY
 RECORDS
 COLTS IN THE COMMUNITY

1968

NFL CHAMPIONS RECORD: 13-1 COACH: DON SHULA

FIRST – COASTAL DIVISION

HOME: 6-1 AWAY: 7-0

DIV: 6-0 CONF: 10-0 NCONF: 3-1

DATE	RESULTS	OPPONENT	ATTENDANCE
9/15	W 27-10	SAN FRANCISCO	56,864
9/23	W 28-20	@ Atlanta	50,428
9/29	W 41-7	@ Pittsburgh	44,480
10/6	W 28-7	CHICAGO	60,238
10/13	W 42-14	@ San Francisco	32,822
10/20	L 20-30	CLEVELAND	60,238
10/27	W 27-10	LOS ANGELES RAMS	60,238
11/2	W 26-0	@ New York Giants	62,973
11/10	W 27-0	@ Detroit	55,170
11/17	W 27-0	ST. LOUIS	60,238
11/24	W 21-9	MINNESOTA	60,238
12/1	W 44-0	ATLANTA	60,238
12/7	W 16-3	@ Green Bay	50,861
12/15	W 28-24	@ Los Angeles Rams	69,397
12/22	W 24-14	MINNESOTA	60,238
12/29	W 34-0	@ Cleveland	80,628
1/12	L 7-16	NEW YORK JETS (at Miami)	75,389

TEAM STATISTICS

	COLTS	OPP
TOTAL FIRST DOWNS	258	207
Rushing	110	71
Passing	131	119
Penalty	17	17
TOTAL NET YARDS	4681	3377
Avg. Per Game	334.4	241.2
Total Plays	851	852
Avg. Per Play	5.5	4.0
NET YARDS RUSHING	1809	1339
Avg. Per Game	129.2	95.6
Total Rushes	463	375
NET YARDS PASSING	2872	2038
Avg. Per Game	205.1	145.5
Tackled/Yards Lost	29/222	45/367
Gross Yards	3094	2405
Att./Completions	359/196	432/224
Completion Pct.	54.6	51.9
Had Intercepted	22	29
PUNTS/AVERAGE	49/39.5	78/40.8
PENALTIES/YARDS	75/655	72/799
FUMBLES/BALL LOST	23/12	29/12
TOUCHDOWNS	50	16
Rushing	16	6
Passing	28	9
Defense/Kicking	4/2	1/0

SCORE BY PERIODS	1	2	3	4	TOTAL
COLTS	103	137	62	100	402
OPPONENTS	37	37	20	50	144

SCORING	TDR	TOP	TDRT	PAT	FG	S	TP
Michaels				48-50	18-28		102
Matte	9	1					60
Richardson		8					48
Orr		6					36
Mackey		5					30
Mitchell		4					24
Pearson		2	2				24
Cole		3					18
Brown		2					12
Hill	1	1					12
Perkins		1					6
Boyd			1				6
Hilton			1				6
Stukes			1				6
Curtis			1				6
Morrall		1					6
COLTS	16	28	6	48-50	18-28	0	402
OPPONENTS	6	9	1	15-16	11-19	0	144

FGS	1-19	20-29	30-39	40-49	50+	TOT.
Michaels	8-9	4-6	6-6	0-5	0-2	18-28
COLTS	8-9	4-6	6-6	0-5	0-2	18-28
OPP.	3-3	3-5	3-4	2-4	0-3	11-19

Michaels: (43,27,43,32) (1) (22,19,49) (55) (1) (17,33)
(17) (10,27) (16,37) (13,27,21) (29)
(48,16,35,22) (37,15,15,47) (53)
OPP.: (38) (14,24,50) (1) (1) (50) (47,11) (19) (1)
(21,25,50,45) (1) (43,36,31) (1) (45) (24,30,25)

RUSHING	NO.	YDS.	AVG.	LG	TD
Matte	183	662	3.6	23	9
Cole	104	418	4.0	21	3
Hill	91	360	4.0	21	1
Brown	39	159	4.1	10	2
Mackey	10	103	10.3	33	0
Pearson	19	78	4.1	13	0
Morrall	11	18	1.6	11	1
Lee	3	12	4.0	21	0
Unitas	3	-1	-0.3	5	0
COLTS	463	1809	3.9	33	16
OPPONENTS	375	1339	3.6	59t	6

RECEIVING	NO.	YDS.	AVG.	LG	TD
Mackey	45	644	14.3	45	5
Richardson	37	698	18.9	79	8
Orr	29	743	25.6	84	6
Matte	25	275	11.0	50	1
Hill	18	161	8.9	19	1
Perkins	15	227	15.1	29	1
Cole	13	75	5.8	18	0
Mitchell	6	117	19.5	41	4
Brown	4	53	13.3	18	0
Pearson	2	70	35.0	61	2
Hawkins	2	31	15.5	18	0
COLTS	196	3094	15.8	84	28
OPPONENTS	224	2405	10.7	71t	9

INTERCEPTIONS NO.	YDS.	AVG.	LG	TD	
Boyd	8	160	20.0	49	1
Voik	6	154	25.7	90	0
Lyles	5	32	6.4	11	0
Logan	3	9	3.0	9	0
Gaubatz	2	15	7.5	13	0
Curtis	2	38	19.0	38	1
Stukes	1	60	60.0	60	1
Hilton	1	13	13.0	13	1
Shinnick	1	2	2.0	2	0
COLTS	29	483	16.7	90	4
OPPONENTS	22	192	8.7	36	1

PUNTING NO.	YDS.	AVG.	LG	BLK.	
Lee	49	1935	39.5	59	1
COLTS	49	1935	39.5	59	1
OPPONENTS	78	3183	40.8	58	0

PUNT RETURNS NO.	FC	YDS.	AVG.	LG	TD	
Voik	25	7	198	7.9	24	0
Brown	16	8	125	7.8	25	0
Logan	1	1	27	27.0	27	0
COLTS	42	16	350	8.3	27	0
OPPONENTS	19	16	62	3.3	14	0

KICKOFF RETURNS NO.	YDS.	AVG.	LG	TD	
Pearson	15	527	35.1	102t	2
Brown	15	298	19.9	29	0
Cole	5	123	24.6	34	0
Matte	1	22	22.0	22	0
Porter	1	19	19.0	19	0
Logan	1	14	14.0	14	0
COLTS	38	1003	26.4	102t	2
OPPONENTS	71	1391	19.6	35	0

USUAL STARTERS PRO BOWLERS IN BOLDFACE

OFFENSE	DEFENSE
WR Jimmy Orr	LDE Bubba Smith
LT Bob Vogel	LDT Billy Ray Smith
LG Glenn Ressler	RDT Fred Miller
C Bill Curry	RDE Ordeell Braase
RG Dan Sullivan	LLB Mike Curtis
RT Sam Ball	MLB Dennis Gaubatz
TE John Mackey	RLB Don Shinnick
WR Willie Richardson	LCB Bob Boyd
QB Earl Morrall	RCB Lenny Lyles
RB Tom Matte	LS Jerry Logan
RB Jerry Hill	RS Rick Volk

PASSING	ATT.	COMP.	YDS.	PCT.	AVG./ATT.	TD	TD%	INT.	INT%	LG	SACKED	RATING
Morrall	317	182	2909	57.4	9.18	26	8.2	17	5.4	84t	24/180	93.2
Unitas	32	11	139	34.4	4.34	2	6.3	4	12.5	37t	2/15	30.1
Ward	9	3	46	33.3	5.11	0	0.0	1	11.1	22t	3/27	11.6
Matte	1	0	0	0.0	0.00	0	0.0	0	0.0	0	0/0	39.6
COLTS	359	196	3094	54.6	8.62	28	7.8	22	6.1	84t	29/222	84.0
OPPONENTS	432	224	2405	51.9	5.57	9	2.1	29	6.7	71t	45/367	47.5

ADMINISTRATION

COACHING STAFF

FOOTBALL OPERATIONS

BUSINESS OPERATIONS

PLAYERS

2016 SEASON IN REVIEW

COLTS HISTORY

RECORDS

COLTS IN THE COMMUNITY



1969

RECORD: 8-5-1 COACH: DON SHULA
SECOND – COASTAL DIVISION
HOME: 4-2-1 AWAY: 4-3
DIV: 3-3 CONF: 5-4-1 NCONF: 3-1

ADMINISTRATION

COACHING STAFF

FOOTBALL OPERATIONS

BUSINESS OPERATIONS

PLAYERS

2016 SEASON IN REVIEW

COLTS HISTORY

RECORDS

COLTS IN THE COMMUNITY

DATE	RESULTS	OPPONENT	ATTENDANCE
9/21	L 20-27	LOS ANGELES RAMS	56,864
9/28	L 14-52	@ Minnesota	47,644
10/5	W 21-14	@ Atlanta	57,806
10/13	W 24-20	PHILADELPHIA	56,864
10/19	W 30-10	@ New Orleans	80,636
10/26	L 21-24	SAN FRANCISCO	60,238
11/2	W 41-17	WASHINGTON	60,238
11/9	W 14-6	GREEN BAY	60,238
11/16	L 17-20	@ San Francisco	38,472
11/23	W 24-21	@ Chicago	45,455
11/30	W 13-6	ATLANTA	60,238
12/7	T 17-17	DETROIT	60,238
12/13	L 10-27	@ Dallas	63,191
12/21	W 13-7	@ Los Angeles Rams	73,326

TEAM STATISTICS		COLTS	OPP
TOTAL FIRST DOWNS			
Rushing		255	256
Passing		99	70
Penalty		140	164
Total		16	22
TOTAL NET YARDS			
Avg. Per Game		4477	4649
Total Plays		319.8	332.1
Avg. Per Play		865	891
NET YARDS RUSHING			
Avg. Per Game		5.2	5.2
Total Rushes		1490	1400
Avg. Per Play		106.4	100.0
NET YARDS PASSING			
Avg. Per Game		213.4	232.1
Tackled/Yards Lost		19/156	33/250
Gross Yards		3143	3499
Att./Completions		429/225	459/271
Completion Pct.		52.4	59.0
Had Intercepted		27	15
PUNTS/AVERAGE			
		57/45.3	69/38.4
PENALTIES/YARDS			
		62/561	74/848
FUMBLES/BALL LOST			
		23/12	18/10
TOUCHDOWNS			
Rushing		34	32
Passing		16	8
Defense/Kicking		17	20
		0/1	4/0

SCORE BY PERIODS	1	2	3	4	TOTAL
COLTS	43	80	80	76	279
OPPONENTS	48	90	76	54	268

SCORING	TDR	TDP	TDRT	PAT	FG	S	TP
Matte	11	2					78
Michaels			33-34	14-31			75
Mitchell	3						18
Perkins	3						18
Richardson	3						18
Cole	2	1					18
Orr	2						12
Hill	2						12
Mackey		2					12
Duncan			1				6
Havrllak	1						6
Hinton		1					6
COLTS	16	17	1	33-34	14-31	0	279
OPPONENTS	8	20	4	31-32	15-34	0	268

PASSING	ATT.	COMP.	YDS.	PCT.	AVG./ATT.	TD	TD%	INT.	INT%	LG	SACKED	RATING
Unitas	327	178	2342	54.4	7.16	12	3.7	20	6.1	52t	12/93	64.0
Morrall	99	46	755	46.5	7.63	5	5.1	7	7.1	42t	7/63	60.0
Matte	3	1	46	33.3	15.33	0	0.0	0	0.0	46t	0/0	81.9
COLTS	429	225	3143	52.4	7.33	17	4.0	27	6.3	52t	19/156	62.8
OPPONENTS	459	271	3499	59.0	7.62	20	4.4	15	3.3	83t	33/250	80.5

FGS	1-19	20-29	30-39	40-49	50+	TOT.
Michaels	5-5	3-3	3-9	3-11	0-3	14-31
COLTS	5-5	3-3	3-9	3-11	0-3	14-31
OPP:	6-6	5-5	3-9	1-13	0-1	15-34

Michaels:	(15,41)	(40)	(52)	(20,37,32)	(33,57,43)
	(37,46)	(49,12)	(41)	(41)	(49,48,17)
	(38,32,13,40)	(12,53)	(24,42)	(22,36,39,31)	
OPP:	(29,41,15)	(40)	(33,43,44)	(24,18)	
	(35,33)	(18,47)	(34,50)	(14,38,45,35)	
	(46,34,44)	(1)	(41)	(22,32,22)	(30,43,34,41,12)
	(15,27,46)	(1)			

RUSHING	NO.	YDS.	AVG.	LG	TD
Matte	235	909	3.9	26	11
Cole	73	204	2.8	27	2
Hill	49	143	2.9	14	2
Pearson	24	81	3.4	11	0
Havrllak	5	49	9.8	29	1
Dunn	13	45	3.5	11	0
Perkins	3	36	12.0	18	0
Unitas	11	23	2.1	13	0
Mackey	2	3	1.5	7	0
Conjar	1	0	0.0	0	0
Hinton	1	-3	-3.0	-3	0
COLTS	417	1490	3.6	29	16
OPPONENTS	399	1400	3.5	46	8

RECEIVING	NO.	YDS.	AVG.	LG	TD
Richardson	43	646	15.0	39	3
Matte	43	513	11.9	49	2
Mackey	34	443	13.3	52	2
Perkins	28	391	14.0	47	3
Orr	25	474	19.0	47	2
Hinton	13	269	20.7	46	1
Hill	11	44	4.0	12	0
Mitchell	9	199	22.1	51	3
Cole	9	65	7.2	18	1
Dunn	5	30	6.0	10	0
Pearson	4	64	16.0	37	0
Havrllak	1	5	5.0	5	0
COLTS	225	3143	14.0	52	17
OPPONENTS	271	3499	12.9	83	20

INTERCEPTIONS	NO.	YDS.	AVG.	LG	TD
Volk	4	36	9.0	23	0
Maxwell	3	37	12.3	22	0
Grant	3	0	0.0	0	0
Austin	2	10	5.0	10	0
Gaubatz	1	11	11.0	11	0
Stukes	1	6	6.0	6	0
Logan	1	6	6.0	6	0
COLTS	15	106	7.1	23	0
OPPONENTS	27	394	14.6	57t	3

PUNTING	NO.	YDS.	AVG.	LG	BLK.
Lee	57	2580	45.3	66	0
COLTS	57	2580	45.3	66	0
OPPONENTS	69	2647	38.4	63	1

PUNT RETURNS	NO.	FC	YDS.	AVG.	LG	TD
Havrllak	13	7	56	4.3	13	0
Volk	10	6	58	5.8	14	0
Logan	8	2	41	5.1	11	0
Pearson	6	0	37	6.2	11	0
COLTS	37	15	192	5.2	14	0
OPPONENTS	35	6	182	5.2	22	0

KICKOFF RETURNS	NO.	YDS.	AVG.	LG	TD
Pearson	31	706	22.8	51	0
Duncan	19	560	29.5	92t	1
Hinton	1	24	24.0	24	0
COLTS	51	1290	25.3	92t	1
OPPONENTS	55	1135	20.6	42	0

USUAL STARTERS		PRO BOWLERS IN BOLDFACE	
OFFENSE	DEFENSE	OFFENSE	DEFENSE
WR Jimmy Orr	LDE Bubba Smith	WR RDT Fred Miller	LT Roy Hillton
LT Bob Vogel	LDT Billy Ray Smith	LG Glenn Ressler	RDE Charlie Stukes
LG Glenn Ressler	RCB Tom Maxwell	C Bill Curry	LLB Mike Curtis
RG Dan Sullivan	MLB Mike Curtis	RT Sam Ball	RLB Ted Hendricks
RT Sam Ball	LCB Charlie Stukes	TE John Mackey	RCB Tom Maxwell
TE John Mackey	LS Jerry Logan	WR Willie Richardson	RS Rick Volk
WR Willie Richardson		QB John Unitas	
QB John Unitas		RB Tom Matte	
RB Tom Matte		Jerry Hill,	
RB Jerry Hill,		Terry Cole	

1970

WORLD CHAMPIONS

RECORD: 11-2-1 COACH: DON MCCAFFERTY

FIRST – AFC EASTERN DIVISION

HOME: 5-1-1 AWAY: 6-1

DIV: 6-1-1 CONF: 8-2-1 NCONF: 3-0

DATE	RESULTS	OPPONENT	ATTENDANCE	SCORING	TDR	TDP	TDR/T	PAT	FG	S	TP	INTERCEPTIONS	NO.	YDS.	AVG.	LG	TD
9/20	W 16-14	@ San Diego	47,782	cont...								Logan	6	92	15.3	33	2
9/28	L 24-44	KANSAS CITY	53,911	Logan							12	Curtis, M.	5	50	10.0	18	0
10/4	W 14-6	@ Boston	38,235	Hill	2						12	Volk	4	61	15.3	31	0
10/11	W 24-20	@ Houston	48,050	Orr		2					12	Stukes	3	52	17.3	47	0
10/18	W 29-22	@ New York Jets	63,301	Nowatzke	1						6	Duncan	2	56	28.0	30	0
10/25	W 27-3	BOSTON	60,240	Perkins		1					6	Grant	2	39	19.5	27	1
11/1	W 35-0	MIAMI	60,240	Grant			1				6	Hendricks	1	31	31.0	31	0
11/9	W 13-10	Green Bay @ Milw.	48,063	Hendricks			1				6	May	1	18	18.0	18	0
11/15	T 17-17	BUFFALO	60,240	Gardin			1				6	Curtis, T.	1	0	0.0	0	0
11/22	L 17-34	@ Miami	67,699	Duncan			1				6	Maxwell	0	9	0.0	9	0
11/29	W 21-20	CHICAGO	60,240	COLTS	9	23	6	36-38	19-34	0	321	COLTS	25	408	16.3	47	3
12/6	W 29-10	PHILADELPHIA	60,240	OPPONENTS	6	16	3	25-25	19-35	1	234	COLTS	22	283	12.9	45	1
12/13	W 20-14	@ Buffalo	34,346	FGS	1-19	20-29	30-39	40-49	50+	TOT.		PUNTING	NO.	YDS.	AVG.	LG	BLK.
12/19	W 35-20	NEW YORK JETS	60,240	O'Brien	3-4	6-9	4-9	6-10	0-2	19-34	Lee	63	2819	44.7	62	1	
12/26	W 17-0	CINCINNATI	51,127	COLTS	3-4	6-9	4-9	6-10	0-2	19-34	COLTS	63	2819	44.7	62	1	
1/3	W 27-17	OAKLAND	56,368	OPP.	4-4	8-9	2-5	5-17	0-2	19-37	OPPONENTS	78	2992	38.4	58	1	
1/17	W 16-13	Dallas (at Miami)	79,204	O'Brien:	(11, 25, 34, 28) (26) (35) (43, 34, 45) (28, 18, 28, 34) (12, 48) (44) (30, 42, 29) (28, 37, 18) (38, 23, 42) (44) (45, 53, 44, 47, 51) (32, 38) (25) OPP.: (46) (28, 17, 48) (44, 13, 23, 47, 25) (48, 42, 40, 27, 9) (41, 46, 38, 42) (15, 46, 47) (49) (20, 39, 31) (36, 52) (43, 46) (28, 45, 50, 27, 43) (38) (1) (25, 29)						PUNT RETURNS	NO.	FC	YDS.	AVG.	LG	TD

TEAM STATISTICS

	COLTS	OPP
TOTAL FIRST DOWNS	242	214
Rushing	70	79
Passing	148	120
Penalty	24	15
NET NET YARDS	4134	3845
Avg. Per Game	295.3	274.6
Total Plays	860	883
Avg. Per Play	4.8	4.4
NET YARDS RUSHING	1336	1439
Avg. Per Game	95.4	102.8
Total Rushes	411	390
NET YARDS PASSING	2798	2406
Avg. Per Game	199.9	171.9
Tackled/Yards Lost	33/289	41/374
Gross Yards	3087	2780
Att./Completions	416/219	452/238
Completion Pct.	52.6	52.7
Had Intercepted	22	25
PUNTS/AVERAGE	63/44.7	78/38.4
PENALTIES/YARDS	71/708	101/1032
FUMBLE/BALL LOST	25/14	14/9
TOUCHDOWNS	38	25
Rushing	9	6
Passing	23	16
Defense/Kicking	3/3	2/1

SCORE BY PERIODS

	1	2	3	4	TOTAL
COLTS	60	110	63	88	321
OPPONENTS	61	77	48	48	234

SCORING

	TDR	TDP	TDR/T	PAT	FG	S	TP
O'Brien				36-38	19-34		93
Jefferson	7						42
Hinton	2	5					42
Mitchell	4						24
Mackey	3						18
Bulaich	3						18
Maitland	1	1					12

PASSING

	ATT.	COMP.	YDS.	PCT.	AVG./ATT.	TD	TD%
Unitas	321	166	2213	51.7	6.89	14	4.4
Morrall	93	51	792	54.8	8.52	9	9.7
Havrlik	2	2	82	100.0	41.00	0	0.0
COLTS	416	219	3087	52.6	7.28	23	5.5
OPPONENTS	452	238	2789	52.7	6.17	16	3.5

RECEIVING

	NO.	YDS.	AVG.	LG	TD
Bulaich	139	426	3.1	15	3
Nowatzke	73	248	3.4	14	1
Maitland	74	209	2.8	24	1
Havrlik	54	159	2.9	26	0
Hill	36	115	3.2	15	2
Hinton	5	58	11.6	21	2
Jefferson	4	47	11.8	19	0
Matte	12	43	3.6	16	0
Unitas	9	16	1.8	9	0
Morrall	2	6	3.0	5	0
Perkins	2	6	3.0	4	0
Conjar	1	3	3.0	3	0
COLTS	411	1336	3.3	26	9
OPPONENTS	390	1439	3.7	45	6

USUAL STARTERS

PRO BOWLERS IN BOLDFACE	OFFENSE	DEFENSE
WR	Eddie Hinton	LDE Bubba Smith
LT	Bob Vogel	LDT Billy Ray Smith
LG	Glenn Ressler	RDT Fred Miller
C	Bill Curry	RDE Roy Hilton
RG	John Williams	LLB Bob Grant
RT	Dan Sullivan	MLB Mike Curtis
TE	John Mackey	RLB Ted Hendricks
WR	Roy Jefferson	LCB Charlie Stukes
QB	John Unitas	RCB Tom Maxwell
RB	Norm Bulaich	LS Jerry Logan
RB	Jerry Hill,	RS Rick Volk
	Tom Nowatzke	

INT.

	INT.	INT%	LG	SACKED	RATING
COLTS	22	5.3	55	33/289	73.3
OPPONENTS	25	5.5	67	41/374	60.4

ADMINISTRATION

COACHING STAFF

FOOTBALL OPERATIONS

BUSINESS OPERATIONS

PLAYERS

2016 SEASON IN REVIEW

COLTS HISTORY

RECORDS

COLTS IN THE COMMUNITY



1971

RECORD: 10-4 COACH: DON MCCAFFERTY
SECOND – AFC EASTERN DIVISION

HOME: 5-2 AWAY: 5-2

DIV: 6-2 CONF: 8-3 NCONF: 2-1

ADMINISTRATION

COACHING STAFF

FOOTBALL OPERATIONS

BUSINESS OPERATIONS

PLAYERS

2016 SEASON IN REVIEW

COLTS HISTORY

RECORDS

COLTS IN THE COMMUNITY

DATE	RESULTS	OPPONENT	ATTENDANCE
9/19	W 22-0	NEW YORK JETS	56,458
9/26	L 13-14	CLEVELAND	56,837
10/3	W 23-3	@ New England	61,232
10/10	W 43-0	@ Buffalo	46,206
10/17	W 31-7	@ New York Giants	62,860
10/25	L 3-10	@ Minnesota	49,784
10/31	W 34-21	PITTSBURGH	60,238
11/8	W 24-17	LOS ANGELES RAMS	57,722
11/14	W 14-13	@ New York Jets	63,947
11/21	L 14-17	@ Miami	75,312
11/28	W 37-14	@ Oakland	54,689
12/5	W 24-0	BUFFALO	58,476
12/11	W 14-3	MIAMI	60,238
12/19	L 17-21	NEW ENGLAND	57,942
12/26	W 20-3	@ Cleveland	74,082
1/2	L 0-21	@ Miami	78,629

TEAM STATISTICS	COLTS	OPP
TOTAL FIRST DOWNS	242	166
Rushing	123	60
Passing	104	95
Penalty	15	11
TOTAL NET YARDS	4071	2852
Avg. Per Game	290.8	203.7
Total Plays	883	746
Avg. Per Play	4.6	3.8
NET YARDS RUSHING	2149	1113
Avg. Per Game	153.5	79.5
Total Rushes	512	352
NET YARDS PASSING	1922	1739
Avg. Per Game	137.3	124.2
Tackled/Yards Lost	27/230	33/288
Gross Yards	2152	2027
Att./Completions	344/176	361/185
Completion Pct.	51.2	51.2
Had Intercepted	21	28
PUNTS/AVERAGE	62/41.0	88/38.9
PENALTIES/YARDS	57/529	67/687
FUMBLES/BALL LOST	26/11	22/13
TOUCHDOWNS	36	18
Rushing	23	8
Passing	10	9
Defense/Kicking	2/1	1/0

SCORE BY PERIODS	1	2	3	4	TOTAL
COLTS	62	17	78	78	313
OPPONENTS	17	45	27	51	140

SCORING	TD	TP	TDRT	PAT	FG	S	TP
O'Brien				35-36	20-29	95	60
Bulaich	8	2					60
Matte	8						48
Nottingham	5		1				36
Perkins		4					24
Hinton		2					12
McCauley	2						12
Richardson		2					12
Hendricks			1				6
Newsome			1				6
TEAM						1	2
COLTS	23	10	3	35-36	20-29	1	313
OPPONENTS	8	9	1	17-18	5-18	0	140

FGS	1-9	20-29	30-39	40-49	50+	TOT.
O'Brien	4-4	7-8	3-4	5-11	1-2	20-29
COLTS	4-4	7-8	3-4	5-11	1-2	20-29
OPP.	1-1	2-4	2-5	0-6	0-2	5-18
O'Brien:	(38, 21, 21)	(27, 32)	(42, 41, 50)	(42, 28)		
	(27)	(45, 40)	(20, 9, 40)	(51, 48, 32)	(1)	(45)
	(11, 28, 45)	(40, 37, 29, 13)	(1)	(12, 40)		
OPP.:	(1)	(44, 35)	(34, 46, 46)	(49)	(35)	(32)
	(1)	(20, 45)	(22)	(54, 20)	(1)	(22, 58)
	(31, 17)	(47)				

RUSHING	NO.	YDS.	AVG.	LG	TD
Bulaich	152	741	4.9	67t	8
Matte	173	607	3.5	26	8
Nottingham	95	388	4.1	36	5
McCauley	58	246	4.2	19	2
Hinton	4	56	14.0	30	0
Perkins	5	35	7.0	18	0
Mackey	3	18	6.0	9	0
Richardson	2	27	13.5	24	0
Morrall	6	13	6.5	16	0
Mitchell	2	9	4.5	13	0
Unitas	9	5	0.6	3	0
Pittman	2	3	1.5	3	0
Nowatzke	1	1	1.5	1	0
COLTS	512	2149	4.2	67t	23
OPPONENTS	352	1113	3.2	27	8

RECEIVING	NO.	YDS.	AVG.	LG	TD
Mitchell	33	402	12.2	35	0
Matte	29	239	8.3	34	0
Hinton	25	436	17.4	33	2
Bulaich	25	229	9.2	30	2
Perkins	24	424	17.7	64	4
Nottingham	15	88	5.9	35	0
Mackey	11	143	13.0	28	0
Richardson	10	173	17.3	49	2
McCauley	3	6	2.0	8	0
Havrlik	1	12	12.0	12	0
COLTS	176	2152	12.2	64	10
OPPONENTS	185	2027	11.0	88t	9

INTERCEPTIONS	NO.	YDS.	AVG.	LG	TD
Stukes	8	95	11.9	40	0
Hendricks	5	70	14.0	40	0
Volk	4	36	9.0	21	0
Logan	4	28	7.0	23	0
Curtis	3	44	14.7	31	0
Newsome	2	19	9.5	19t	1
May	1	46	46.0	46	0
Nowatzke	1	29	29.0	29	0
COLTS	28	367	13.1	46	1
OPPONENTS	21	220	10.5	60t	1

PUNTING	NO.	YDS.	AVG.	LG	BLK.
Lee	62	2542	41.0	76	0
COLTS	62	2542	41.0	76	0
OPPONENTS	88	3422	38.9	61	0

PUNT RETURNS	NO.	FC	YDS.	AVG.	LG	TD
Volk	22	20	118	5.4	18	0
Dunlap	8	2	112	14.0	57	0
Curtis	7	10	15	2.1	10	0
Kern	3	1	19	6.3	7	0
Gardin	2	0	75	37.5	65	0
Logan	1	0	12	12.0	12	0
Duncan	0	1	0	0.0	0	0
COLTS	43	34	351	8.2	65	0
OPPONENTS	40	14	267	6.7	16	0

KICKOFF RETURNS	NO.	YDS.	AVG.	LG	TD
Pittman	14	330	23.6	37	0
McCauley	8	194	24.5	29	0
Duncan	3	102	34.0	54	0
Dunlap	1	28	28.0	28	0
Logan	1	16	16.0	16	0
Stukes	1	8	8.0	8	0
Nowatzke	1	1	1.0	1	0
Curtis	1	0	0.0	0	0
Matte	1	0	0.0	0	0
Mitchell, T.	1	0	0.0	0	0
COLTS	32	679	21.2	54	0
OPPONENTS	62	1345	21.7	57	0

USUAL STARTERS PRO BOWLERS IN BOLDFACE

OFFENSE	DEFENSE
WR Eddie Hinton	LDE Bubba Smith
LT Bob Vogel	LDT Billy Newsome
LG Glenn Ressler	RDT Fred Miller
C Bill Curry	RDE Roy Hilton
RG John Williams	LLB Ray May
RT Dan Sullivan	MLB Mike Curtis
TE Tom Mitchell	RLB Ted Hendricks
WR Ray Perkins	LCB Charlie Stukes
QB Earl Morrall	RCB Jim Duncan
RB Tom Matte	LS Jerry Logan
RB Norm Bulaich	RS Rick Volk

PASSING	ATT.	COMP.	YDS.	PCT.	AVG./ATT.	TD	TD%	INT.	INT%	LG	SACKED	RATING
Unitas	176	92	942	52.3	5.35	3	1.7	9	5.1	35t	15/129	52.3
Morrall	167	84	1210	50.3	7.19	7	4.2	12	7.2	64t	11/89	58.2
Matte	1	0	0	0.0	0.00	0	0.0	0	0.0	0	1/12	39.6
COLTS	344	176	2152	51.2	6.10	10	2.9	21	6.1	64t	27/230	55.0
OPPONENTS	361	185	2027	51.2	5.61	9	2.5	28	7.8	88t	33/288	44.2

1972

RECORD: 5-9 COACH: DON MCCAFFERTY (5), JOHN SANDUSKY (9)

THIRD – AFC EASTERN DIVISION

HOME: 2-5 AWAY: 3-4

DIV: 4-4 CONF: 5-6 NCONF: 0-3

DATE	RESULTS	OPPONENT	ATTENDANCE
9/17	L 3-10	ST. LOUIS	53,652
9/24	L 34-44	NEW YORK JETS	56,626
10/1	W 17-0	@ Buffalo	46,206
10/8	L 20-23	SAN DIEGO	55,459
10/15	L 0-21	DALLAS	58,992
10/22	L 20-24	@ New York Jets	62,948
10/29	L 0-23	MIAMI	60,000
11/6	W 24-17	@ New England	60,999
11/12	L 21-24	@ San Francisco	61,214
11/19	W 20-19	@ Cincinnati	49,512
11/26	W 31-0	NEW ENGLAND	54,907
12/3	W 35-7	BUFFALO	55,390
12/10	L 10-24	@ Kansas City	44,175
12/16	L 0-16	@ Miami	80,010

TEAM STATISTICS	COLTS	OPP
TOTAL FIRST DOWNS	251	233
Rushing	97	111
Passing	124	109
Penalty	30	13
TOTAL NET YARDS	4187	4312
Avg. Per Game	299.1	308.0
Total Plays	868	853
Avg. Per Play	4.8	5.1
NET YARDS RUSHING	1894	1989
Avg. Per Game	135.3	142.1
Total Rushes	462	515
NET YARDS PASSING	2293	2323
Avg. Per Game	163.8	165.9
Tackled/Yards Lost	25/210	25/232
Gross Yards	2503	2555
Att./Completion	381/203	313/178
Completion Pct.	53.3	56.9
Had Intercepted	12	23
PUNTS/AVERAGE	57/42.1	71/39.0
PENALTIES/YARDS	58/605	84/826
FUMBLES/BALL LOST	37/22	22/13
TOUCHDOWNS	28	30
Rushing	10	15
Passing	15	15
Defense/Kicking	2/1	0/0

SCORE BY PERIODS	1	2	3	4	TOTAL
COLTS	48	70	58	59	235
OPPONENTS	57	70	47	78	252

SCORING	TDR	TDP	TDRT	PAT	FG	S	TP
O'Brien	2		24-24	13-31	75		
Havrilak	2	4			36		
McCauley	2	2	1		30		
Mitchell, T.	4				24		
Nottingham	3				18		
Mitchell, L.	1	1			12		
Matte	1				6		
Bulaich	1				6		
Munsey		1			6		
Curtis		1			6		
Hinton		1			6		
Domres	1				6		
Schlapak				4-4	0-8	4	
COLTS	10	15	3	28-28	13-39	0	235
OPPONENTS	15	15	0	27-30	15-24	0	252

PASSING	ATT.	COMP.	YDS.	PCT.	AVG./ATT.	TD	TD%
Domres	222	115	1392	51.8	6.27	11	5.0
Unitas	157	88	1111	56.1	7.08	4	2.5
Havrilak	1	0	0	0.0	0.00	0	0.0
Mildren	1	0	0	0.0	0.00	0	0.0
COLTS	381	203	2503	53.3	6.57	15	3.9
OPPONENTS	313	178	2555	56.9	8.16	15	4.8

FGS	1-19	20-29	30-39	40-49	50+	TOT.
O'Brien	2-3	6-8	3-8	2-12	0-0	13-31
Schlapak	0-0	0-0	0-0	0-5	0-3	0-8
COLTS	2-3	6-8	3-8	2-17	0-3	13-39
OPP:	1-1	4-4	3-4	5-10	2-5	15-24

O'Brien: (30,48,47,42,38) (14,32,28) (30,43,30,45)
(22,20) (48,49) (22,41,33,28,44) (41) (9,18)
(1) (31,33,26) (40,44) (1) (22) (20)

Schlapak: (1) (1) (1) (1) (54) (52) (50) (1) (47,47)
(45,48,46) (1)

OPP.: (1) (41,48,14) (42) (51,40,27) (57,39,42)
(29) (24) (36) (44) (40,25) (48) (51) (31,53)
(40,50,35)

RUSHING	NO.	YDS.	AVG.	LG	TD
McCauley	178	675	3.8	36	2
Nottingham	123	466	3.8	25	3
Mitchell, L.	45	215	4.8	14	1
Matte	33	137	4.2	18	0
Domres	30	137	4.6	15	1
Bulaich	27	109	4.0	18	1
Havrilak	12	72	6.0	32	2
Doughty	2	33	16.5	17	0
Unitas	3	15	5.0	8	0
Nowatzke	3	11	3.7	6	0
O'Brien	3	9	3.0	7	0
Mildren	3	8	2.7	5	0
Mitchell, T.	0	7	0.0	7	0
COLTS	462	1894	4.1	36	10
OPPONENTS	515	1989	3.9	32	15

RECEIVING	NO.	YDS.	AVG.	LG	TD
Mitchell, T.	40	494	12.4	34	4
Havrilak	33	571	17.3	62	4
McCauley	30	256	8.5	34	2
Nottingham	25	191	7.6	27	0
Mitchell, L.	18	147	8.2	26	1
Matte	14	182	13.0	43	1
O'Brien	11	263	23.9	43	2
Hinton	11	146	13.3	63	1
Bulaich	9	55	6.1	10	0
Speyrer	8	114	14.3	21	0
Doughty	3	31	10.3	19	0
Mosier	1	53	53.0	53	0
COLTS	203	2503	12.3	63	15
OPPONENTS	178	2555	14.3	83	15

INTERCEPTIONS	NO.	YDS.	AVG.	LG	TD
Stukes	5	23	4.6	11	0
Volk	4	86	21.5	23	0
Curtis	4	74	18.5	33	1
Logan	4	47	11.8	20	0
May	2	43	21.5	37	0
Hendricks	2	13	6.5	13	0
Laird	1	31	31.0	31	0
Hepburn	1	14	14.0	14	0
COLTS	23	331	14.4	37	1
OPPONENTS	12	169	14.1	38	0

PUNTING	NO.	YDS.	AVG.	LG	BLK.
Lee	57	2400	42.1	60	1
COLTS	57	2400	42.1	60	1
OPPONENTS	71	2766	39.0	61	1

PUNT RETURNS	NO.	FC	YDS.	AVG.	LG	TD
Laird	34	11	303	8.9	42	0
Volk	5	7	25	5.0	8	0
Logan	4	1	20	5.0	7	0
COLTS	43	19	348	8.1	42	0
OPPONENTS	29	12	204	7.0	27	0

KICKOFF RETURNS	NO.	YDS.	AVG.	LG	TD
Laird	29	843	29.1	73	0
McCauley	13	377	29.0	93t	1
Nottingham	2	38	19.0	19	0
Bulaich	1	62	62.0	62	0
Mildren	1	1	1.0	1	0
Hendricks	1	0	0.0	0	0
COLTS	47	1321	28.1	93t	1
OPPONENTS	50	1091	21.8	49	0

USUAL STARTERS PRO BOWLERS IN BOLDFACE

OFFENSE	DEFENSE
WR Jim O'Brien	LDE Billy Newsome
LT Bob Vogel	LDT Fred Miller
LG Glenn Ressler	RDT Jim Bailey
C Bill Curry	RDE Roy Hilton
RG Dan Sullivan	LLB Ted Hendricks
RT Dennis Nelson	MLB Mike Curtis
TE Tom Mitchell	RLB Ray May
WR Sam Havrilak	LCB Charlie Stukes
QB Marty Domres	RCB Lonnie Hepburn
RB Don McCauley	LS Jerry Logan
RB Don Nottingham	RS Rick Volk
	KR Bruce Laird

ADMINISTRATION

COACHING STAFF

FOOTBALL OPERATIONS

BUSINESS OPERATIONS

PLAYERS

2016 SEASON IN REVIEW

COLTS HISTORY

RECORDS

COLTS IN THE COMMUNITY



1973

RECORD: 4-10 COACH: HOWARD SCHNELLENBERGER
FIFTH – AFC EASTERN DIVISION

HOME: 3-4 AWAY: 1-6

DIV: 2-6 CONF: 2-9 NCONF: 2-1

ADMINISTRATION
 COACHING STAFF
 FOOTBALL OPERATIONS
 BUSINESS OPERATIONS
 PLAYERS
 2016 SEASON IN REVIEW
 COLTS HISTORY
 RECORDS
 COLTS IN THE COMMUNITY

DATE	RESULTS	OPPONENT	ATTENDANCE
9/16	L 14-24	@ Cleveland	74,303
9/23	L 10-34	NEW YORK JETS	55,942
9/30	W 14-10	NEW ORLEANS	52,293
10/7	L 16-24	@ New England	57,044
10/14	L 13-31	@ Buffalo	78,875
10/21	W 29-27	@ Detroit	48,058
10/28	L 21-34	OAKLAND	59,008
11/4	L 27-31	HOUSTON	52,707
11/11	L 0-44	@ Miami	60,332
11/18	L 14-22	@ Washington	52,675
11/25	L 17-24	BUFFALO	52,250
12/2	L 17-20	@ New York Jets	61,009
12/9	W 16-3	MIAMI	58,446
12/16	W 18-13	NEW ENGLAND	52,065

TEAM STATISTICS	COLTS	OPP
TOTAL FIRST DOWNS	218	243
Rushing	121	104
Passing	79	123
Penalty	18	16
3rd Down M/A/Pct	82/203/40.4	67/175/38.3
TOTAL NET YARDS	3506	4488
Avg. Per Game	250.4	320.6
Total Plays	868	847
Avg. Per Play	4.0	5.3
NET YARDS RUSHING	2031	2089
Avg. Per Game	145.1	149.2
Total Rushes	536	491
NET YARDS PASSING	1475	2399
Avg. Per Game	105.4	171.4
Tackled/Yards Lost	32/271	25/200
Gross Yards	1746	2599
Att./Completions	300/137	331/199
Completion Pct.	45.7	60.1
Had Intercepted	25	15
PUNTS/AVERAGE	62/38.7	47/37.4
PENALTIES/YARDS	57/483	69/684
FUMBLES/BALL LOST	18/13	35/22
TOUCHDOWNS	26	39
Rushing	9	15
Passing	14	16
Defense/Kicking	1/2	6/2

SCORE BY PERIODS	1	2	3	4	TOTAL
COLTS	45	34	50	97	226
OPPONENTS	53	108	64	116	341

SCORING	TDR	TDP	TDR/T	PAT	FG	S	TP
Hunt			22-24	16-28			70
Speyrer	4	1					30
Doughty	4						24
Mitchell, T.	4						24
Domres	2						12
McCauley	2						12
Mitchell, L.	2						12
Olds	2						12
Hendricks		1					6
Nottingham	1						6
Chester		1					6
White			1				6
Andrews		1					6
COLTS	9	14	3	22-24	16-28	0	190
OPPONENTS	15	16	8	38-39	23-33	0	341

FGS	1-19	20-29	30-39	40-49	50+	TOT.
Hunt	6-6	6-8	4-6	0-5	0-3	16-28
COLTS	6-6	6-8	4-6	0-5	0-3	16-28
OPP	9-10	3-4	8-11	2-5	1-3	23-33

Hunt: (46,33) (17) (27) (38,27,38) (19,22)
 (14,20,29) (1) (22,38,50,36) (1) (52)
 (49,43,23,27) (17,50,46) (19,43) (16,32)
 (27,30) (47,38) (13,54,14,38)
 (35,18,37,42,29) (36,25) (30,32,18) (42,10)
 (52,36)

RUSHING	NO.	YDS.	AVG.	LG	TD
Mitchell, L.	253	963	3.8	36	2
McCauley	144	514	3.6	24	2
Domres	32	126	3.9	14	2
Nottingham	28	118	4.2	20	1
Olds	26	100	3.9	17	2
Doughty	10	96	9.6	30	0
Jones	18	58	3.2	17	0
Ginn	16	47	2.9	8	0
Mildren	2	14	7.0	10	0
Havrilak	2	9	4.5	8	0
Nelson	0	3	0.0	3	0
Chester	1	1	1.0	1	0
Speyrer	1	1	1.0	1	0
Smith	1	-3	-3.0	-3	0
Lee	2	-16	-8.0	0	0
COLTS	536	2031	3.8	36	9
OPPONENTS	491	2089	4.2	78	15

RECEIVING	NO.	YDS.	AVG.	LG	TD
Doughty	25	587	23.5	66	4
Mitchell, T.	25	313	12.5	33	4
McCauley	25	186	7.4	34	0
Chester	18	181	10.1	40	1
Speyrer	17	311	18.3	47	4
Mitchell, L.	17	113	6.7	14	0
Ginn	3	2	0.7	6	0
Nottingham	2	10	5.0	5	0
Olds	2	-4	-2.0	1	0
Smith	1	37	37.0	37	0
Havrilak	1	9	9.0	9	0
Andrews	1	1	1.0	1	1
COLTS	137	1746	12.7	66	14
OPPONENTS	199	2599	13.1	66	16

INTERCEPTIONS	NO.	YDS.	AVG.	LG	TD
White	4	40	10.0	22	1
Hendricks	3	33	11.0	24	0
Kern	2	22	11.0	22	0
Oldham	2	10	5.0	7	0
Curtis	2	9	4.5	9	0
Kacmarek	1	2	2.0	2	0
Volk	1	0	0.0	0	0
COLTS	15	116	7.7	24	1
OPPONENTS	25	336	13.4	45t	4

PUNTING	NO.	YDS.	AVG.	LG	BLK.
Lee	62	2402	38.7	60	2
COLTS	62	2402	38.7	60	2
OPPONENTS	47	1758	37	57	1

PUNT RETURNS	NO.	FC	YDS.	AVG.	LG	TD
Laird	15	6	72	4.8	13	0
Volk	7	7	45	6.4	13	0
Kern	2	0	12	6.0	9	0
COLTS	24	13	129	5.4	13	0
OPPONENTS	28	21	280	10.0	54	0

KICKOFF RETURNS	NO.	YDS.	AVG.	LG	TD
Laird	24	547	22.8	51	0
Speyrer	17	496	29.1	101t	1
Ginn	9	198	22.0	29	0
Olds	3	14	4.7	10	0
Volk	2	16	8.0	16	0
White	1	17	17.0	17	0
Nottingham	1	17	17.0	17	0
Andrews	1	13	13.0	13	0
Munsey	1	13	13.0	13	0
McCauley	1	12	12.0	12	0
COLTS	60	1343	22.4	101t	1
OPPONENTS	42	950	22.6	60	0

USUAL STARTERS PRO BOWLERS IN BOLDFACE

OFFENSE	DEFENSE
WR Cotton Speyrer	LDE Mike Barnes
LT Tom Drougas	LDT Jim Bailey
LG Glenn Ressler	RDT Joe Ehrmann
C Ken Mendenhall	RDE Joe Schmiesing
RG Elmer Collett	LLB Ted Hendricks
RT Dennis Nelson	MLB Mike Curtis
TE Raymond Chester	RLB Stan White
WR Glenn Doughty	RCB Rex Kern
QB Marty Domres	LCB Nelson Munsey
RB Lydell Mitchell	LS Jack Mildren
RB Don McCauley	RS Rick Volk

PASSING	ATT.	COMP.	YDS.	PCT.	AVG./ATT.	TD	TD%	INT.	INT%	LG	SACKED	RATING
Domres	191	93	1153	48.7	6.04	9	4.7	13	6.8	66t	18/145	55.2
Jones	108	43	539	39.8	4.99	4	3.7	12	11.1	51t	14/126	28.8
Speyrer	1	1	54	100.0	54.00	1	100.0	0	0.0	54t	0/0	158.3
COLTS	300	137	1746	45.7	5.82	14	4.7	25	8.3	66t	32/271	45.2
OPPONENTS	331	199	2599	60.1	7.85	16	4.8	15	4.5	66t	25/200	82.1

1974

RECORD: 2-12 COACH: HOWARD SCHNELLENBERGER (3), JOE THOMAS (11)

FIFTH – AFC EASTERN DIVISION

HOME: 0-7 AWAY: 2-5

DIV: 1-7 CONF: 1-10 NCONF: 1-2

DATE	RESULTS	OPPONENT	ATTENDANCE
9/15	L 0-30	@ Pittsburgh	48,890
9/22	L 13-20	GREEN BAY	41,252
9/29	L 10-30	@ Philadelphia	64,205
10/6	L 3-42	@ New England	59,502
10/13	L 14-27	BUFFALO	42,089
10/20	W 35-20	@ New York Jets	51,745
10/27	L 7-17	@ Miami	65,868
11/3	L 14-24	CINCINNATI	40,037
11/10	L 6-17	DENVER	37,959
11/17	W 17-7	@ Atlanta	41,278
11/24	L 17-27	NEW ENGLAND	38,971
12/1	L 0-6	@ Buffalo	75,325
12/8	L 16-17	MIAMI	43,553
12/15	L 38-45	NEW YORK JETS	38,168

TEAM STATISTICS		COLTS	OPP
TOTAL FIRST DOWNS		244	237
Rushing		110	120
Passing		109	101
Penalty		25	16
3rd Down M/A/Pct		98/222/44.1	87/198/43.9
TOTAL NET YARDS		3843	4126
Avg. Per Game		274.5	294.7
Total Plays		924	849
Avg. Per Play		4.2	4.9
NET YARDS RUSHING		1818	1961
Avg. Per Game		129.9	140.1
Total Rushes		450	516
NET YARDS PASSING		2025	2165
Avg. Per Game		144.6	154.6
Tackled/Yards Lost		49/399	21/183
Gross Yards		2424	2348
Att./Completions		425/221	312/180
Completion Pct.		52.0	57.7
Had Intercepted		24	10
PUNTS/AVERAGE		71/37.1	67/38.4
PENALTIES/YARDS		66/587	75/737
FUMBLES/BALL LOST		28/13	25/14
TOUCHDOWNS		22	40
Rushing		13	20
Passing		9	16
Defense/Kicking		0/0	4/0

SCORE BY PERIODS	1	2	3	4	TOTAL
COLTS	13	56	48	73	190
OPPONENTS	51	142	62	74	329

SCORING	TDR	TDP	TDR1	PAT	FG	S	TP
Linhart				22-22	12-20		58
Mitchell	5	2					42
Jones	4						24
Olds	1	2					18
Domres	2						12
Doughty	2						12
Chester	1						6
McCauley	1						6
Orduna	1						6
Speyrer	1						6
COLTS	13	9	0	22-22	12-20	0	190
OPPONENTS	20	16	4	38-40	17-27	0	329

FGS	1-19	20-29	30-39	40-49	50+	TOT.
Linhart	0-0	8-8	2-5	2-6	0-1	12-20
COLTS	0-0	8-8	2-5	2-6	0-1	12-20
OPP.	1-1	7-8	7-12	1-5	1-1	17-27

Linhart:	(1)	(37,23,47)	(45)	(31,27)	(42)	(37)	(37)
	(1)	(21,26)	(37,49)	(48,25)	(52)	(26,40,20)	(26)
OPP.:	(31)	(52,39)	(20,38,42)	(1)	(28,29,33,35)	(1)	
	(23,42,33)	(33,40,18)	(37)	(45)	(35,23)		
	(20,31)	(27)	(30,37,43,25)				

RUSHING	NO.	YDS.	AVG.	LG	TD
Mitchell	214	757	3.5	31	5
Olds	129	475	3.7	34	1
Jones	39	279	7.2	39	4
Domres	22	145	6.6	21	2
McCauley	30	90	3.0	15	0
Doughty	7	51	7.3	17	0
Scott	2	12	6.0	9	0
Andrews	5	6	1.2	4	0
Orduna	2	3	1.5	2	1
COLTS	450	1818	4.0	39	13
OPPONENTS	516	1961	3.8	69	20

RECEIVING	NO.	YDS.	AVG.	LG	TD
Mitchell	72	544	7.6	24	2
Chester	37	461	12.5	45	1
Doughty	24	300	12.5	27	2
Carr	21	405	19.3	57	0
Olds	21	153	7.3	18	2
Scott	18	317	17.6	45	0
McCauley	17	112	6.6	14	1
Speyrer	9	110	12.2	27	1
Smith	1	14	14.0	14	0
Orduna	1	8	8.0	8	0
COLTS	221	2424	11.0	57	9
OPPONENTS	180	2348	13.0	77	16

INTERCEPTIONS	NO.	YDS.	AVG.	LG	TD
Curtis	3	24	8.0	11	0
Volk	2	0	0.0	0	0
White	1	40	40.0	40	0
Laird	1	15	15.0	15	0
Dickel	1	5	5.0	5	0
Oldham	1	3	3.0	3	0
Nettles	1	0	0.0	0	0
COLTS	10	87	8.7	40	0
OPPONENTS	24	384	16.0	55	3

PUNTING	NO.	YDS.	AVG.	LG	BLK.
Lee	71	2634	37.1	58	1
COLTS	71	2634	37.1	58	1
OPPONENTS	67	2575	38.4	59	0

PUNT RETURNS	NO.	FC	YDS.	AVG.	LG	TD
Berra	16	2	114	7.1	14	0
Laird	11	0	30	2.7	10	0
Speyrer	8	2	54	6.8	18	0
Scott	3	1	31	10.3	14	0
Rudnick	2	0	23	11.5	12	0
Volk	1	0	1	1.0	1	0
Bertuca	1	0	0	0.0	0	0
COLTS	42	5	253	6.0	18	0
OPPONENTS	46	6	413	9.0	66	0

KICKOFF RETURNS	NO.	YDS.	AVG.	LG	TD
Speyrer	22	539	24.5	44	0
Laird	19	499	26.3	55	0
Berra	13	259	19.9	54	0
Orduna	3	68	22.7	24	0
Scott	3	61	20.3	26	0
Mayo	2	23	11.5	14	0
Andrews	1	18	18.0	18	0
McCauley	1	17	17.0	17	0
Rudnick	1	5	5.0	5	0
Oldham	1	0	0.0	0	0
COLTS	66	1489	22.6	55	0
OPPONENTS	45	903	20.1	38	0

USUAL STARTERS			
PRO BOWLERS IN BOLDFACE		OFFENSE	DEFENSE
WR	Roger Carr	LDE	Fred Cook
LT	David Taylor	LDT	Jim Bailey
LG	Glenn Ressler	RDT	Joe Ehrmann
C	Ken Mendenhall	RDE	John Dutton
RG	Elmer Collett	LLB	Tom MacLeod
RT	Dennis Nelson	MLB	Mike Curtis
TE	Raymond Chester	RLB	Stan White
WR	Glenn Doughty	LCB	Ray Oldham
QB	Bert Jones	RCB	Nelson Munsey
RB	Lydell Mitchell	LS	Bruce Laird
RB	Bill Olds	RS	Rick Volk

PASSING	ATT.	COMP.	YDS.	PCT.	AVG./ATT.	TD	TD%	INT.	INT%	LG	SACKED	RATING
Jones	270	143	1610	53.0	5.96	8	3.0	12	4.4	57	36/328	62.4
Domres	153	77	803	50.3	5.25	0	0.0	12	7.8	44	13/71	33.2
McCauley	2	1	11	50.0	5.50	1	50.0	0	0.0	11	0/0	106.3
COLTS	425	221	2424	52.0	5.70	9	2.1	24	5.6	57	49/399	52.7
OPPONENTS	312	180	2348	57.7	7.53	16	5.1	10	3.2	77	21/183	85.3

ADMINISTRATION

COACHING STAFF

FOOTBALL OPERATIONS

BUSINESS OPERATIONS

PLAYERS

2016 SEASON IN REVIEW

COLTS HISTORY

RECORDS

COLTS IN THE COMMUNITY



1975

RECORD: 10-4 COACH: TED MARCHIBRODA
FIRST – AFC EASTERN DIVISION
HOME: 5-2 AWAY: 5-2
DIV: 6-2 CONF: 8-3 NCONF: 2-1

ADMINISTRATION
 COACHING STAFF
 FOOTBALL OPERATIONS
 BUSINESS OPERATIONS
 PLAYERS
 2016 SEASON IN REVIEW
 COLTS HISTORY
 RECORDS
 COLTS IN THE COMMUNITY

DATE	RESULTS	OPPONENT	ATTENDANCE
9/21	W 35-7	@ Chicago	51,678
9/28	L 20-31	OAKLAND	41,023
10/5	L 13-24	@ Los Angeles Rams	62,491
10/12	L 31-38	BUFFALO	45,791
10/19	L 10-21	@ New England	51,417
10/26	W 45-28	@ New York Jets	55,137
11/2	W 21-7	CLEVELAND	37,285
11/9	W 42-35	@ Buffalo	77,320
11/16	W 52-19	NEW YORK JETS	54,006
11/23	W 33-17	@ Miami	61,986
11/30	W 28-14	KANSAS CITY	44,151
12/7	W 21-0	@ New York Giants	49,863
12/14	W 10-7 OT	MIAMI	60,548
12/21	W 34-21	NEW ENGLAND	50,801
12/27	L 10-28	@ Pittsburgh	59,053

TEAM STATISTICS	COLTS	OPP
TOTAL FIRST DOWNS	266	242
Rushing	131	101
Passing	114	124
Penalty	21	17
3rd Down M/A/Pct	105/217/48.4	84/199/42.2
TOTAL NET YARDS	4498	4173
Avg. Per Game	321.3	298.1
Total Plays	928	905
Avg. Per Play	4.8	4.6
NET YARDS RUSHING	2217	1821
Avg. Per Game	158.4	130.1
Total Rushes	536	453
NET YARDS PASSING	2281	2352
Avg. Per Game	162.9	168.0
Tackled/Yards Lost	38/325	59/496
Gross Yards	2606	2848
Att./Completions	354/211	393/193
Completion Pct.	59.6	49.1
Had Intercepted	8	29
PUNTS/AVERAGE	86/39.6	83/38.6
PENALTIES/YARDS	80/760	79/700
FUMBLES/BALL LOST	18/10	29/12
TOUCHDOWNS	52	36
Rushing	28	17
Passing	19	17
Defense/Kicking	5/0	1/1

SCORE BY PERIODS	1	2	3	4	OT	TOTAL
COLTS	96	130	72	94	3	395
OPPONENTS	34	97	52	86	0	269

SCORING	TDR	TOP	TDR/T	PAT	FG	S	TP
Mitchell	11	4					90
Linhart				51-52	10-18		81
McCauley	10	1					66
Doughty		4					24
Olds	2	2					24
Chester		3					18
Jones	3						18
Carr		2					12
Johnson		2					12
Wallace			2				12
Cook			1				6
Domres	1						6
Leaks	1						6
Munsey			1				6
White			1				6
Kennedy	1						6
Laird						1	2

COLTS	28	19	5	51-52	10-18	1	395
OPPONENTS	17	17	2	35-36	6-10	0	269

FGS	1-19	20-29	30-39	40-49	50+	TOT.
Linhart	2-2	0-3	7-10	1-3	0-0	10-18
COLTS	2-2	0-3	7-10	1-3	0-0	10-18
OPP.	0-0	3-3	1-2	2-3	0-2	6-10

Linhart:	() (26,31,37) () (39,19) (34) (36,46) (37) () (36) (42) (25) () (29,31) (19,44,37,31)
OPP.:	() (29) (27) (44) (52) () () () (45,36) (52,28) () () (45,35) ()

RUSHING	NO.	YDS.	AVG.	LG	TD
Mitchell	289	1193	4.1	70	11
Jones	47	321	6.8	36	3
Olds	94	281	3.0	14	2
McCauley	60	196	3.3	18	10
Leaks	41	175	4.3	17	1
Domres	4	46	11.5	20	1
Doughty	1	5	5.0	5	0
COLTS	536	2217	4.1	70	28
OPPONENTS	453	1821	4.0	66	17

RECEIVING	NO.	YDS.	AVG.	LG	TD
Mitchell	60	544	9.1	35t	4
Doughty	39	666	17.1	63	4
Chester	38	457	12.0	32	3
Olds	30	194	6.5	28t	2
Carr	23	517	22.5	90t	2
McCauley	14	93	6.6	32	1
Johnson	4	115	28.8	68t	2
Kennedy	2	15	7.5	12	1
Leaks	1	5	5.0	5	0
COLTS	211	2606	12.4	90t	19
OPPONENTS	193	2848	14.8	91	17

INTERCEPTIONS	NO.	YDS.	AVG.	LG	TD
White	8	135	16.9	32	1
Wallace	4	126	31.5	42t	2
Mumphord	4	58	14.5	28	0
Laird	3	46	15.3	28	0
Munsey	3	36	12.0	30t	1
Oldham	2	23	11.5	13	0
Cheyunski	2	8	4.0	6	0
McLeod	1	50	50.0	50	0
Cook	1	8	8.0	8	0
Curtis	1	3	3.0	3	0
COLTS	29	493	17.0	50	4
OPPONENTS	8	111	13.9	38	0

PUNTING	NO.	YDS.	AVG.	LG	BLK.
Lee	86	3402	39.6	62	1
COLTS	86	3402	39.6	62	1
OPPONENTS	83	3204	38.6	63	3

PUNT RETURNS	NO.	FC	YDS.	AVG.	LG	TD
Stevens	36	8	396	11.0	53	0
Wallace	6	0	43	7.2	14	0
Johnson	0	4	0	0.0	0	0
Oldham	0	3	0	0.0	0	0
COLTS	42	15	439	10.5	53	0
OPPONENTS	51	5	513	10.1	46	0

KICKOFF RETURNS	NO.	YDS.	AVG.	LG	TD
Laird	31	799	25.8	65	0
Stevens	3	71	23.7	31	0
McCauley	4	86	21.5	29	0
Johnson	7	134	19.1	30	0
Kennedy	2	36	18.0	19	0
Pratt	4	64	16.0	22	0
Wallace	1	0	0.0	0	0
COLTS	52	1190	22.9	65	0
OPPONENTS	70	1655	23.6	99t	1

USUAL STARTERS PRO BOWLERS IN BOLDFACE

OFFENSE	DEFENSE
WR Roger Carr	LDE Fred Cook
LT David Taylor	LDT Mike Barnes
LG Robert Pratt	RDE Joe Ehrmann
C Ken Mendenhall	RDTE John Dutton
RG Elmer Collett	LLB Tom MacLeod
RT George Kunz	MLB Jim Cheyunski
TE Raymond Chester	RLB Stan White
WR Glenn Doughty	LCB Lloyd Mumphord
QB Bert Jones	RCB Nelson Munsey
RB Lydell Mitchell	LS Bruce Laird
RB Bill Olds	RS Jackie Wallace

PASSING	ATT.	COMP.	YDS.	PCT.	AVG./ATT.	TD	TD%	INT.	INT%	LG	SACKED	RATING
Jones	344	203	2483	59.0	7.22	18	5.2	8	2.3	90t	38/325	89.1
Domres	10	8	123	80.0	12.30	1	10.0	0	0.0	32t	0/0	151.3
COLTS	354	211	2606	59.6	7.36	19	5.4	8	2.3	90t	38/325	90.9
OPPONENTS	393	193	2848	49.1	7.25	17	4.3	29	7.4	91t	59/496	56.9

1976

RECORD: 11-3 COACH: TED MARCHIBRODA

FIRST – AFC EASTERN DIVISION

HOME: 6-1 AWAY: 5-2

DIV: 7-1 CONF: 11-1 NCONF: 0-2

DATE	RESULTS	OPPONENT	ATTENDANCE
9/12	W 27-13	@ New England	43,512
9/19	W 28-27	CINCINNATI	50,621
9/26	L 27-30	@ Dallas	64,237
10/3	W 42-17	TAMPA BAY	43,105
10/10	W 28-14	MIAMI	60,020
10/17	W 31-13	@ Buffalo	71,009
10/24	W 20-0	@ New York Jets	49,768
11/1	W 38-14	HOUSTON	60,020
11/7	W 37-21	@ San Diego	42,827
11/14	L 14-21	NEW ENGLAND	60,020
11/22	W 17-16	@ Miami	62,104
11/28	W 33-16	NEW YORK JETS	46,938
12/4	L 17-24	@ St. Louis	48,282
12/12	W 58-20	BUFFALO	53,729
12/19	L 14-40	PITTSBURGH	60,020

TEAM STATISTICS	COLTS	OPP
TOTAL FIRST DOWNS	301	229
Rushing	133	83
Passing	144	126
Penalty	24	20
3rd Down M/A/Pct	109/200/54.5	70/184/38.0
TOTAL NET YARDS	5236	4187
Avg. Per Game	374.0	299.1
Total Plays	956	866
Avg. Per Play	5.5	4.8
NET YARDS RUSHING	2303	1844
Avg. Per Game	164.5	131.7
Total Rushes	565	438
NET YARDS PASSING	2933	2343
Avg. Per Game	209.5	167.4
Tackled/Yards Lost	30/288	56/461
Gross Yards	3221	2804
Att./Completions	361/215	372/192
Completion Pct.	59.6	51.6
Had Intercepted	10	15
PUNTS/AVERAGE	59/39.7	79/36.9
NET PUNTING AVG.	34.8	31.1
PENALTIES/YARDS	92/786	89/770
FUMBLES/BALL LOST	25/18	32/21
TOUCHDOWNS	51	29
Rushing	26	11
Passing	24	16
Defense/Kicking	1/0	2/0

SCORE BY PERIODS	1	2	3	4	TOTAL
COLTS	72	175	77	93	417
OPPONENTS	46	84	31	85	246

SCORING	TDR	TOP	TDR/T	PAT	FG	S	TP
Linhart				49-51	20-27		109
Carr		11					66
McCauley	9	2					66
Mitchell	5	3					48
Leaks	7						42
Doughty		5					30
Chester		3					18
Jones	2						12
Lee	1						6
Luce			1				6
Stevens	1						6
Troup	1						6
Fernandes						1	2
COLTS	26	24	1	49-51	20-27	1	417
OPPONENTS	11	16	2	27-29	15-20	0	246

FGS	1-19	20-29	30-39	40-49	50+	TOT.
Linhart	0-0	9-9	10-11	1-7	0-0	20-27
COLTS	0-0	9-9	10-11	1-7	0-0	20-27
OPP.	1-1	6-6	5-6	2-6	1-1	15-20

Linhart	(28.32)	(45)	(44.30.24)	(32.38)	(1)	(21)
	(24.35)	(45.25)	(41.39)	(40)	(27)	
	(34.34.44.41.31.38)	(22)	(24.22.36)			
OPP.:	(31.27.39)	(26.51)	(37.18.32)	(40)	(1)	(32.44)
	(1)	(44)	(48.44)	(20)	(26)	(22)
						(28.34)

RUSHING	NO.	YDS.	AVG.	LG	TD
Mitchell	289	1200	4.2	43	5
Leaks	118	445	3.8	42	7
McCauley	69	227	3.3	16	9
Lee	41	220	5.4	69t	1
Jones	38	214	5.6	17	2
Troup	5	-1	-0.2	6t	1
Doughty	3	7	2.3	3	0
Stevens	1	3	3.0	3	1
Lee	1	-12	-12.0	-12	0
COLTS	565	2303	4.1	69t	26
OPPONENTS	438	1844	4.2	54	11

RECEIVING	NO.	YDS.	AVG.	LG	TD
Mitchell	60	555	9.3	40t	3
Carr	43	1112	25.9	79t	11
Doughty	40	628	15.7	41	5
McCauley	34	347	10.2	44	2
Chester	24	467	19.5	40	3
Leaks	8	43	5.4	10	0
Scott	3	35	11.7	18	0
Kennedy	1	32	32.0	32	0
Thompson	1	11	11.0	11	0
Lee	1	-9	-9.0	-9	0
COLTS	215	3221	15.0	79t	24
OPPONENTS	192	2804	14.6	67t	16

INTERCEPTIONS	NO.	YDS.	AVG.	LG	TD
Wallace	5	105	21.0	41	0
White	3	26	8.7	15	0
Oldham	2	40	20.0	33	0
Luce	2	7	3.5	7	0
Mumphord	1	22	22.0	22	0
Munsey	1	10	10.0	10	0
Cook	1	1	1.0	1	0
COLTS	15	211	14.1	41	0
OPPONENTS	10	146	14.6	31t	1

PUNTING NO.	YDS.	AVG.	TB	IN20	LG	BLK.
Lee	59	2342	39.7	3	21	56
COLTS	59	2342	39.7	3	21	56
OPPONENTS	79	2914	36.9	7	7	60

PUNT RETURNS	NO.	FC	YDS.	AVG.	LG	TD
Stevens	39	9	315	7.9	44	0
Lee	1	0	0	0.0	0	0
Wallace	0	3	0	0.0	0	0
Oldham	0	1	0	0.0	0	0
COLTS	40	13	315	7.9	44	0
OPPONENTS	33	5	231	7.0	49	0

KICKOFF RETURNS	NO.	YDS.	AVG.	LG	TD
Stevens	30	710	23.7	83	0
Laird	7	143	20.4	25	0
Kennedy	4	64	16.0	23	0
Wallace	3	61	20.3	23	0
Lee	3	24	8.0	14	0
Pratt	1	21	21.0	21	0
Scott	1	20	20.0	20	0
McCauley	1	17	17.0	17	0
Novak	1	12	12.0	12	0
Huff	1	0	0.0	0	0
COLTS	52	1072	20.6	83	0
OPPONENTS	77	1716	22.3	47	0

PROBABLE STARTERS BU BOWLERS IN BOLDFACE

	OFFENSE	DEFENSE
WR	Roger Carr	LDE Fred Cook
LT	David Taylor	LDT Mike Barnes
LG	Robert Pratt	RDT Joe Ehrmann
C	Ken Mendenhall	RDE John Dutton
RG	Elmer Collett	LLB Derrel Luce
RT	George Kunz	MLB Jim Cheyvenski
TE	Raymond Chester	RLB Stan White
WR	Glenn Doughty	LCB Lloyd Mumphord
QB Bert Jones		RCB Nelson Munsey
RB Lydell Mitchell		Ray Oldham
RB	Roosevelt Leaks	SS Bruce Laird
		FS Jackie Wallace
		K TONI LINHART

PASSING	ATT.	COMP.	YDS.	PCT.	AVG./ATT.	TD	TD%	INT.	INT%	LG	SACKED	RATING
Jones	343	207	3104	60.4	9.05	24	7.0	9	2.6	79t	29/284	102.5
Troup	18	8	117	44.4	6.50	0	0.0	1	5.6	32t	1/4	43.1
COLTS	361	215	3221	59.6	8.92	24	6.6	10	2.8	79t	30/288	99.5
OPPONENTS	372	192	2804	51.6	7.54	16	4.3	15	4.0	67t	56/461	74.0

1977

RECORD: 10-4 COACH: TED MARCHIBRODA

FIRST – AFC EASTERN DIVISION

HOME: 6-1 AWAY: 4-3

DIV: 6-2 CONF: 9-3 NCONF: 1-1

DATE	RESULTS	OPPONENT	ATTENDANCE
9/18	W 29-14	@ Seattle	58,991
9/25	W 20-12	@ New York Jets	43,439
10/2	W 17-14	BUFFALO	49,247
10/9	W 45-28	MIAMI	57,829
10/16	W 17-6	@ Kansas City	63,076
10/23	L 3-17	@ New England	60,958
10/30	W 31-21	PITTSBURGH	60,763
11/7	W 10-3	WASHINGTON	60,763
11/13	W 31-13	@ Buffalo	39,444
11/20	W 33-12	NEW YORK JETS	52,014
11/27	L 13-27	@ Denver	74,939
12/5	L 6-17	@ Miami	68,977
12/11	L 10-13	DETROIT	45,124
12/18	W 30-24	NEW ENGLAND	60,763
12/24	L31-37 2OT	OAKLAND	60,763

SCORING	TDR	TDP	TDRT	PAT	FG	S	TP
Linhart				32-35	17-26		83
McCaughey	6	2					48
Mitchell	3	4					42
Doughty		4					24
Leaks	3	1					24
Chester		3					18
Lee		3					18
Jones		2					12
Scott		2					12
Carr		1					6
Pratt			1				6
Nettles						1	2
COLTS	17	17	1	32-35	17-26	1	295
OPPONENTS	11	10	6	24-27	11-21	1	221

INTERCEPTIONS	NO.	YDS.	AVG.	LG	TD
Blackwood	10	163	16.3	37	0
White	7	84	12.0	19	0
Laird	3	56	18.7	22	0
Thompson, N.	3	39	13.0	20	0
Munsey	3	25	8.3	14	0
MacLeod	2	37	18.5	33	0
Nettles	1	30	30.0	30	0
Simonini	1	0	0.0	0	0
COLTS	30	434	14.5	37	0
OPPONENTS	12	298	24.8	73t	1

TEAM STATISTICS	COLTS	OPP
TOTAL FIRST DOWNS	269	210
Rushing	111	78
Passing	136	116
Penalty	22	16
3rd Down M/A/Pct	104/221/47.1	72/190/37.9
TOTAL NET YARDS	4588	3988
Avg. Per Game	327.7	284.9
Total Plays	987	852
Avg. Per Play	4.6	4.7
NET YARDS RUSHING	2123	1798
Avg. Per Game	151.6	128.4
Total Rushes	566	423
NET YARDS PASSING	2465	2190
Avg. Per Game	176.1	156.4
Tackled/Yards Lost	26/221	47/359
Gross Yards	2686	2549
Att./Completions	395/224	382/181
Completion Pct.	56.7	47.4
Had Intercepted	12	30
PUNTS/AVERAGE	84/37.4	81/36.2
NET PUNTING AVG.	29.5	31.5
PENALTIES/YARDS	77/620	78/610
FUMBLES/BALL LOST	24/14	27/17
TOUCHDOWNS	35	27
Rushing	17	11
Passing	17	10
Defense/Kicking	1/0	3/3
TIME OF POSSESSION	31:53	28:07

FGS	1-19	20-29	30-39	40-49	50+	TOT.
Linhart	0-0	5-8	5-7	7-10	0-1	17-26
COLTS	0-0	5-8	5-7	7-10	0-1	17-26
OPP.	1-2	6-8	2-3	2-7	0-1	11-21

RUSHING	NO.	YDS.	AVG.	LG	TD
Mitchell	301	1159	3.9	64t	3
Lee	84	346	4.1	30	3
Leaks	59	237	4.0	39	3
McCaughey	83	234	2.8	16	6
Jones	28	146	5.2	22	2
Doughty	2	11	5.5	16	0
Lee	2	2	1.0	0	0
Troup	7	8	1.1	7	0
COLTS	566	2123	3.8	64t	17
OPPONENTS	423	1798	4.3	77t	11

RECEIVING	NO.	YDS.	AVG.	LG	TD
Mitchell	71	620	8.7	38	4
McCaughey	51	495	9.7	34t	2
Chester	31	556	17.9	78t	3
Doughty	28	435	15.5	57	4
Scott	18	267	14.8	33	2
Carr	11	199	18.1	45	1
Lee	10	60	6.0	15	0
Leaks	3	39	13.0	26t	1
Thompson, R.	1	15	15.0	15	0
COLTS	224	2686	12.0	78t	17
OPPONENTS	181	2549	14.1	68	10

PUNTING NO.	YDS.	AVG.	TB	IN20	LG	BLK.	
Lee	82	3142	38.3	9	19	59	2
COLTS	84	3142	37.4	9	19	59	2
OPPONENTS	81	2933	36.2	3	7	73	0

PUNT RETURNS NO.	FC	YDS.	AVG.	LG	TD	
Stevens	34	6	301	8.9	24	0
Blackwood	7	5	22	3.1	10	0
Oldham	1	3	0	0.0	0	0
COLTS	42	14	323	7.7	24	0
OPPONENTS	44	5	481	10.9	73t	1

KICKOFF RETURNS	NO.	YDS.	AVG.	LG	TD
Laird	24	541	22.5	35	0
Stevens	11	216	19.6	37	0
McCaughey	5	67	13.4	20	0
Blackwood	1	24	24.0	24	0
Huff	1	15	15.0	15	0
Johnson	1	15	15.0	15	0
Griggs	1	12	12.0	12	0
Kennedy	1	9	9.0	9	0
Shiver	1	7	7.0	7	0
Griffin	1	6	6.0	6	0
Doughty	1	0	0.0	0	0
COLTS	48	912	19.0	37	0
OPPONENTS	60	1514	25.2	101t	2

USUAL STARTERS PRO BOWLERS IN BOLDFACE

OFFENSE	DEFENSE
WR Freddie Scott	LDE Fred Cook
LT David Taylor	LDT Mike Barnes
LG Robert Pratt	RDT Joe Ehrmann
C Ken Mendenhall	RDE John Dunton
RG Ken Huff	LLB Tom MacLeod
RT George Kunz	MLB Ed Simonini
TE Raymond Chester	RLB Stan White
WR Glenn Doughty	LCB Norm Thompson
QB Bert Jones	RCB Nelson Munsey
RB Lydell Mitchell	SS Bruce Laird
RB Roosevelt Leaks	FS Lyle Blackwood
	K Toni Linhart

PASSING	ATT.	COMP.	YDS.	PCT.	AVG./ATT.	TD	TD%	INT.	INT%	LG	SACKED	RATING
Jones	393	224	2686	57.0	6.83	17	4.3	11	2.8	78t	26/221	80.8
Troup	2	0	0	0.0	0.00	0	0.0	1	50.0	0	0/0	0.0
COLTS	395	224	2686	56.7	6.80	17	4.3	12	3.0	78t	26/221	79.4
OPPONENTS	382	181	2549	47.4	6.67	10	2.6	30	7.9	68t	47/359	45.4

1978

RECORD: 5-11 COACH: TED MARCHIBRODA

FIFTH – AFC EASTERN DIVISION

HOME: 2-6 AWAY: 3-5

DIV: 1-7 CONF: 3-9 NCONF: 2-2

DATE	RESULTS	OPPONENT	ATTENDANCE
9/4	L 0-38	@ Dallas	65,053
9/10	L 0-42	MIAMI	47,730
9/18	W 34-27	@ New England	57,284
9/24	L 17-24	@ Buffalo	55,270
10/1	L 14-17	PHILADELPHIA	50,314
10/8	W 30-17	@ St. Louis	47,479
10/15	L 10-33	NEW YORK JETS	48,136
10/22	W 7-6	DENVER	58,857
10/29	L 8-26	@ Miami	53,524
11/6	W 21-17	WASHINGTON	60,762
11/12	W 17-14	@ Seattle	61,905
11/19	L 24-45	CLEVELAND	49,570
11/26	L 14-35	NEW ENGLAND	49,404
12/3	L 16-24	@ New York Jets	50,248
12/9	L 13-35	@ Pittsburgh	41,597
12/17	L 14-21	BUFFALO	40,420

TEAM STATISTICS	COLTS	OPP
TOTAL FIRST DOWNS	249	291
Rushing	95	153
Passing	124	119
Penalty	30	19
3rd Down M/A/Pct	74/203/36.5	119/241/49.4
TOTAL NET YARDS	4107	5911
Avg. Per Game	256.7	369.4
Total Plays	964	1049
Avg. Per Play	4.3	5.6
NET YARDS RUSHING	2044	3010
Avg. Per Game	127.8	188.1
Total Rushes	532	662
NET YARDS PASSING	2063	2901
Avg. Per Game	129.1	181.3
Tackled/Yards Lost	49/480	30/224
Gross Yards	2543	3125
Att./Completions	383/202	357/191
Completion Pct.	52.7	53.5
Had Intercepted	30	17
PUNTS/AVERAGE	94/37.4	80/35.7
NET PUNTING AVG.	30.6	31.6
PENALTIES/YARDS	90/771	114/1006
FUMBLES/BALL LOST	38/17	36/20
TOUCHDOWNS	31	54
Rushing	9	21
Passing	17	29
Defense/Kicking	4/1	3/1
TIME OF POSSESSION	28:32	31:28

SCORE BY PERIODS	1	2	3	4	TOTAL
COLTS	31	96	42	70	239
OPPONENTS	90	155	70	106	421

SCORING	TDR	TOP	TDR/T	PAT	FG	S	TP
Linhart				27-31	8-17	51	
Carr	6					36	
McCauley	5					30	
Leaks	2	2				24	
Doughty		3				18	
McCall		1	1			12	
Washington		1	1			12	
Alston		2				12	
Blackwood			2			12	
Lee	1	1				12	
Troup		1				6	
Luca			1			6	
Siani		1				6	
Burke						1	2
COLTS	9	17	5	27-31	8-17	1	239
OPPONENTS	21	29	4	53-54	14-24	1	421

FGS	1-19	20-29	30-39	40-49	50+	TOT.
Linhart	0-0	5-5	2-7	1-5	0-0	8-17
COLTS	0-0	5-5	2-7	1-5	0-0	8-17
OPP.	1-2	7-8	3-5	3-7	0-2	14-24

Linhart	(37) (1) (21) (46) (43) (35) (27) (1) (1)
	(44,38,30) (22,49) (23) (31) (30,22,41) (1) (36)
OPP.	(18,45,48) (1) (41,21) (46,26) (26) (23,52,19,30,26) (43,33,26,27) (32) (44) (53) (45) (31) (32,22) (1) (1)

RUSHING	NO.	YDS.	AVG.	LG	TD
Washington	240	956	4.0	29	0
Lee	81	374	4.6	24	1
Leaks	83	266	3.2	11	2
Hardeman	48	244	5.1	46	0
McCauley	44	107	2.4	10	5
Jones	9	38	4.2	14	0
Kirkland	8	35	4.4	18	0
Troup	18	25	1.4	10	1
Doughty	1	-1	-1.0	-1	0
COLTS	532	2044	3.8	46	9
OPPONENTS	662	3010	4.5	63	21

RECEIVING	NO.	YDS.	AVG.	LG	TD
Washington	45	377	8.4	33	1
McCauley	34	296	8.7	21	0
Carr	30	629	21.0	78t	6
Doughty	25	390	15.6	46	3
Alston	18	210	11.7	23t	2
Lee	13	109	8.4	24	1
McCall	11	160	14.5	34	1
Hardeman	10	88	8.8	19	0
Leaks	9	111	12.3	27	2
Siani	6	151	25.2	49	1
Johnson	1	22	22.0	22	0
COLTS	202	2543	12.6	78t	17
OPPONENTS	191	3125	16.4	91t	29

INTERCEPTIONS	NO.	YDS.	AVG.	LG	TD
Thompson	6	52	8.7	31	0
Blackwood	4	146	36.5	79t	2
Simonini	2	4	2.0	3	0
Mumphord	2	20	10.0	19	0
Luca	1	15	15.0	15	0
White	1	12	12.0	12	0
Nettles	1	0	0.0	0	0
COLTS	17	249	14.6	79t	2
OPPONENTS	30	529	17.6	53t	3

PUNTING NO.	YDS.	AVG.	TB	IN20	LG	BLK.	
Lee	92	3513	38.2	9	17	67	2
COLTS	94	3513	37.4	9	17	67	2
OPPONENTS	80	2859	35.7	7	16	79	2

PUNT RETURNS	NO.	FC	YDS.	AVG.	LG	TD
Johnson	25	10	143	5.7	17	0
Washington	7	6	37	5.3	17	0
Burke	1	0	0	0.0	0	0
McCall	1	0	37	37.0	37	0
Blackwood	1	2	2	2.0	2	0
COLTS	35	18	219	6.3	37	0
OPPONENTS	53	10	460	8.7	37	0

KICKOFF RETURNS	NO.	YDS.	AVG.	LG	TD
Johnson	41	927	22.6	57	0
Washington	19	499	26.3	90t	1
McCauley	7	150	21.4	31	0
Hardeman	3	36	12.0	15	0
Blackwood	1	18	18.0	18	0
Morrison	1	6	6.0	6	0
Burke	1	2	2.0	2	0
Van Duynne	1	0	0.0	0	0
O'Dell	0	10	0.0	10	0
COLTS	74	1648	22.3	90t	1
OPPONENTS	52	1271	24.4	102t	1

USUAL STARTERS

OFFENSE	DEFENSE
WR Roger Carr	LDE Fred Cook
LT Wade Griffin	LDT Mike Barnes
LG Robert Pratt	RDT Joe Ehrmann
C Ken Mendenhall	RDE John Dutton
RG Ken Huff	LLB Tom MacLeod
RT Bob Van Duynne	MLB Ed Simonini
TE Mack Alston	RLB Stan White
WR Glenn Doughty	LCB Norm Thompson
QB Bill Troup	RCB Doug Nettles
RB Joe Washington	SS Bruce Laird
RB Roosevelt Leaks	FS Lyle Blackwood

PASSING	ATT.	COMP.	YDS.	PCT.	AVG./ATT.	TD	TD%	INT.	INT%	LG	SACKED	RATING
Troup	296	154	1882	52.0	6.36	10	3.4	21	7.1	67t	32/340	53.6
Kirkland	41	19	211	46.3	5.15	1	2.4	8	19.5	34t	11/78	30.7
Jones	42	27	370	64.3	8.81	4	9.5	1	2.4	78t	6/62	114.2
Washington	4	2	80	50.0	20.00	2	50.0	0	0.0	54t	0/0	135.4
COLTS	383	202	2543	52.7	6.64	17	4.4	30	7.8	78t	49/480	55.9
OPPONENTS	357	191	3125	53.5	8.75	29	8.1	17	4.8	91t	30/224	90.4

ADMINISTRATION
COACHING STAFF
FOOTBALL OPERATIONS
BUSINESS OPERATIONS
PLAYERS
2016 SEASON IN REVIEW
COLTS HISTORY
RECORDS
COLTS IN THE COMMUNITY



1979

RECORD: 5-11 COACH: TED MARCHIBRODA

FIFTH – AFC EASTERN DIVISION

HOME: 3-5 AWAY: 2-6

DIV: 3-5 CONF: 4-10 NCONF: 1-1

ADMINISTRATION
COACHING STAFF
FOOTBALL OPERATIONS
BUSINESS OPERATIONS
PLAYERS
2016 SEASON IN REVIEW
COLTS HISTORY
RECORDS
COLTS IN THE COMMUNITY

DATE	RESULTS	OPPONENT	ATTENDANCE
9/2	L 0-14	@ Kansas City	50,943
9/9	L 26-29 OT	TAMPA BAY	39,756
9/16	L 10-13	@ Cleveland	73,889
9/23	L 13-17	@ Pittsburgh	49,483
9/30	L 13-31	BUFFALO	37,927
10/7	W 10-8	NEW YORK JETS	37,789
10/14	L 16-28	HOUSTON	50,990
10/21	W 14-13	@ Buffalo	51,599
10/28	W 31-26	NEW ENGLAND	47,042
11/4	W 38-28	CINCINNATI	41,299
11/11	L 0-19	@ Miami	58,226
11/18	L 21-50	@ New England	61,297
11/25	L 24-28	MIAMI	45,862
12/2	L 17-30	@ New York Jets	60,372
12/9	L 7-10	KANSAS CITY	37,226
12/16	W 31-7	@ New York Giants	76,671

TEAM STATISTICS	COLTS	OPP
TOTAL FIRST DOWNS	291	265
Rushing	97	106
Passing	158	130
Penalty	36	29
3rd Down M/A/Pct	106/257/41.2	84/217/38.7
TOTAL NET YARDS	4846	5074
Avg. Per Game	302.9	317.1
Total Plays	1117	1009
Avg. Per Play	4.3	5.0
NET YARDS RUSHING	1674	2306
Avg. Per Game	104.6	144.1
Total Rushes	515	559
NET YARDS PASSING	3172	2768
Avg. Per Game	198.3	173.0
Tackled/Yards Lost	52/403	39/312
Gross Yards	3575	3080
Att./Completions	550/313	411/203
Completion Pct.	56.9	49.4
Had Intercepted	19	23
PUNTS/AVERAGE	101/36.2	95/40.0
NET PUNTING AVG.	32.3	33.5
PENALTIES/YARDS	137/1239	112/1014
FUMBLES/BALL LOST	36/21	25/16
TOUCHDOWNS	33	42
Rushing	12	15
Passing	18	23
Defense/Kicking	1/2	1/3
TIME OF POSSESSION	30:38	29:22

SCORE BY PERIODS	1	2	3	4	TOTAL
COLTS	111	30	55	75	271
OPPONENTS	57	128	88	75	351

SCORING	TDR	TDP	TDR	PAT	FG	S	TP
Mike-Mayer				28-29	11-20		61
Washington	4	3					42
McCauley	3	3					36
Hardeman	3	1					24
McCall	4						24
Brazier			2				12
Doughty		2					12
Linhart				3-4	3-8		12
Siani	2						12
Alston	1						6
DeRoo	1						6
Carr	1						6
Jones	1						6
Leaks	1						6
Glasgow			1				6
COLTS	12	18	3	31-33	14-28	0	271
OPPONENTS	15	23	4	37-42	20-28	1	351

FGS	1-9	10-19	20-29	30-39	40-49	50+	TOT.
Mike-Mayer	0-0	5-7	4-5	2-8	0-0	0-0	11-20
Linhart	0-1	2-3	1-3	0-1	0-0	0-0	3-8
COLTS	0-1	7-10	5-8	2-9	0-0	0-0	14-28
OPP.	1-1	7-8	6-8	6-10	0-1	0-0	20-28

Linhart:	(37)	(24,49,38)	(26,32,18,28)	(0)	(0)	(0)	(0)	(0)
Mike-Mayer:	(0)	(0)	(27,24)	(20,47,33)	(41,45)	(35,34)		
	(0)	(37,44)	(41)	(28)	(0)	(42,32)	(20)	
		(48,29)	(29,46)					

OPP.:	(0)	(31)	(37,51,28)	(25,41)	(41)	(18,31)	(0)
	(44,40,37)	(42,39)	(38)	(32,22)	(24,29,42)		
	(0)	(34,28,27,42,23)	(42,43)	(40)			

RUSHING	NO.	YDS.	AVG.	LG	TD
Washington	242	884	3.7	26	4
Hardeman	109	292	2.7	16	3
McCauley	59	168	2.8	13	3
Leaks	49	145	3.0	17	1
Landry	31	115	3.7	17	0
Garry	13	41	3.2	14	0
Jones	10	40	4.0	25	1
White	1	3	3.0	3	0
Dilts	1	-14	-14.0	-14	0
COLTS	515	1674	3.3	26	12
OPPONENTS	559	2306	4.1	75	15

RECEIVING	NO.	YDS.	AVG.	LG	TD
Washington	82	750	9.2	43	3
McCauley	55	575	10.5	35	3
McCall	37	536	14.5	36	4
Doughty	35	510	14.6	54	2
Carr	27	400	14.8	37	1
Hardeman	25	115	4.6	14	1
Siani	15	214	14.3	31	2
Leaks	14	119	8.5	15	0
Alston	10	114	11.4	26	1
Burke	6	151	25.2	59	0
DeRoo	4	82	20.5	67	1
Garry	3	9	3.0	12	0
COLTS	313	3575	11.4	67	18
OPPONENTS	203	3080	15.2	74	23

INTERCEPTIONS	NO.	YDS.	AVG.	LG	TD
Shiver	4	85	21.3	52	0
Blackwood	4	63	15.8	27	0
Brazier	4	49	12.3	31	1
Laird	3	101	33.7	68	0
Thompson	2	38	19.0	26	0
Nettles	2	30	15.0	30	0
Harrison	2	6	3.0	6	0
White	1	11	11.0	11	0
Glasgow	1	-1	-1.0	-1	0
COLTS	23	382	16.6	68	1
OPPONENTS	19	321	16.9	57	1

PUNTING NO.	YDS.	AVG.	TB	IN20	LG	BLK.
Dilts	99	3657	36.9	5	21	53
COLTS	101	3657	36.2	5	21	53
OPPONENTS	95	3798	40.0	11	11	62

PUNT RETURNS NO.	FC	YDS.	AVG.	LG	TD
Glasgow	44	11	352	8.0	75t
Blackwood	4	-1	-1	-0.3	2
Thompson	1	0	40	40.0	0
COLTS	49	12	391	8.0	75t
OPPONENTS	43	24	296	6.9	80t

KICKOFF RETURNS	NO.	YDS.	AVG.	LG	TD
Glasgow	50	1126	22.5	58	0
Garry	8	135	16.9	24	0
Laird	3	34	11.3	16	0
Blackwood	3	41	13.7	19	0
McCauley	2	29	14.5	17	0
Hart	1	16	16.0	16	0
Van Duyne	1	12	12.0	12	0
Griffin	1	8	8.0	8	0
Washington	1	1	1.0	1	0
COLTS	70	1402	20.0	58	0
OPPONENTS	57	1067	18.7	43	0

USUAL STARTERS PRO BOWLERS IN BOLDFACE

OFFENSE	DEFENSE
WR Roger Carr	LDE Fred Cook
LT Wade Griffin	LDT Mike Barnes
LG Robert Pratt	RDT Herb Orvis
C Ken Mendenhall	RDE Ron Fernandes
RG Ken Huff	RLB Sanders Shiver
RT Jeff Hart	MLB Ed Simonini
TE Reese McCall	RLB Stan White
WR Glenn Doughty	LCB Doug Nettles
QB Greg Landry	RQB Larry Brazier
RB Joe Washington	SS Bruce Laird
RB Don Hardeman	FS Lyle Blackwood

PASSING	ATT.	COMP.	YDS.	PCT.	AVG./ATT.	TD	TD%	INT.	INT%	LG	SACKED	RATING
Landry	457	270	2932	59.1	6.42	15	3.3	15	3.3	67t	42/326	75.3
Jones	92	43	643	46.7	6.99	3	3.3	3	3.3	24t	10/77	67.4
Washington	1	0	0	0.0	0.00	0	0.0	1	100.0	0	0/0	0.0
COLTS	550	313	3575	56.9	6.50	18	3.3	19	3.5	67t	52/403	73.1
OPPONENTS	411	203	3080	49.4	7.49	23	5.6	23	5.6	74t	39/312	69.8

1980

RECORD: 7-9 COACH: MIKE MCCORMACK

FOURTH – AFC EASTERN DIVISION

HOME: 2-6 AWAY: 5-3

DIV: 5-3 CONF: 6-8 NCONF: 1-1

DATE	RESULTS	OPPONENT	ATTENDANCE
9/7	W 17-14	@ New York Jets	54,932
9/14	L 17-20	PITTSBURGH	57,340
9/21	L 16-21	@ Houston	50,815
9/28	W 35-21	NEW YORK JETS	35,533
10/5	W 30-17	@ Miami	55,212
10/12	W 17-12	@ Buffalo	74,853
10/19	L 21-37	NEW ENGLAND	55,346
10/26	L 10-17	ST. LOUIS	36,305
11/2	W 31-24	@ Kansas City	56,112
11/9	L 27-28	CLEVELAND	48,304
11/16	W 10-9	@ Detroit	80,638
11/23	L 21-47	@ New England	61,297
11/30	W 28-24	BUFFALO	39,880
12/7	L 33-34	@ Cincinnati	43,991
12/14	L 14-24	MIAMI	30,564
12/21	L 28-38	KANSAS CITY	29,936

TEAM STATISTICS	COLTS	OPP
TOTAL FIRST DOWNS	327	338
Rushing	128	140
Passing	174	164
Penalty	25	34
3rd Down M/A/Pct	106/223/47.5	100/213/46.9
TOTAL NET YARDS	5206	5546
Avg. Per Game	325.4	346.6
Total Plays	1056	1080
Avg. Per Play	4.9	5.1
NET YARDS RUSHING	2078	2210
Avg. Per Game	129.9	138.1
Total Rushes	527	574
NET YARDS PASSING	3128	3336
Avg. Per Game	195.5	208.5
Tackled/Yards Lost	36/281	30/240
Gross Yards	3409	3576
Att./Completions	493/272	476/260
Completion Pct.	55.2	54.6
Had Intercepted	24	17
PUNTS/AVERAGE	84/38.1	72/39.7
NET PUNTING AVG.	32.7	34.1
PENALTIES/YARDS	104/914	98/775
FUMBLES/BALL LOST	23/13	32/17
TOUCHDOWNS	46	47
Rushing	20	20
Passing	25	21
Defense/Kicking	1/0	4/2
TIME OF POSSESSION	28:29	31:31

SCORE BY PERIODS	1	2	3	4	TOTAL
COLTS	55	115	80	105	355
OPPONENTS	93	112	85	97	387

SCORING	TDR	TOP	TDRT	PAT	FG	S	TP
Mike-Mayer				43-46	12-23		79
Dickey	11	2					78
Carr		5					30
McCall		5					30
McCauley	1	4					30
Washington	1	3					24
Burke		3					18
Butler		2					12
Franklin		2					12
Jones		2					12
Sims		2					12
Landry		1					6
Siani			1				6
Shiver				1			6
COLTS	20	25	1	43-46	12-23	0	355
OPPONENTS	20	21	6	45-47	20-30	0	387

FGS	1-19	20-29	30-39	40-49	50+	TOT.
Mike-Mayer	0-0	5-6	3-8	4-7	0-2	12-23
COLTS	0-0	5-6	3-8	4-7	0-2	12-23
OPP.	0-0	10-10	6-10	4-9	0-1	20-30

Mike-Mayer: (50,46) (23,46,20) (30,23,29) (1) (45)
 (21,35,49) (35) (50,35) (21) (39) (43)
 (39) (1) (41,37) (43) (32)
OPP.: (32) (25,29) (1) (55,24,48) (49,20)
 (27,29,37) (47,30) (27,47) (1)
 (38,47,24,46,44) (22,35) (35,40,47)
 (32,21) (34) (32,39)

RUSHING	NO.	YDS.	AVG.	LG	TD
Dickey	176	800	4.5	51t	11
Washington	144	502	3.5	17	1
Franklin	83	264	3.2	21	2
Sims	54	186	3.4	13	2
Jones	27	175	6.5	19	2
McCauley	35	133	3.8	12	1
Landry	7	26	3.7	14	1
Carr	1	-8	-8.0	-8	0
COLTS	527	2078	3.9	51t	20
OPPONENTS	574	2210	3.9	27	20

RECEIVING	NO.	YDS.	AVG.	LG	TD
Carr	61	924	15.1	43	5
Washington	51	494	9.7	33	3
Butler	34	574	16.9	42	2
McCauley	34	313	9.2	19	4
Dickey	25	204	8.2	32	2
McCall	18	322	17.9	47	5
Burke	14	185	13.2	19t	3
Franklin	14	112	8.0	16	0
Siani	9	174	19.3	38t	1
Sims	9	64	7.1	13	0
DeRoo	2	34	17.0	18	0
Garry	1	9	9.0	9	0
COLTS	272	3409	12.5	47	25
OPPONENTS	260	3576	13.8	77	21

INTERCEPTIONS	NO.	YDS.	AVG.	LG	TD
Laird	5	71	14.2	18	0
Glasgow	4	65	16.3	29	0
Braziel	2	87	43.5	60	0
Anderson	2	35	17.5	18	0
Shiver	1	34	34.0	34t	1
Woods	1	13	13.0	13	0
Ehrmann	1	5	5.0	5	0
Blackwood	1	0	0.0	0	0
COLTS	17	310	18.2	60	1
OPPONENTS	24	158	15.8	44	1

PUNTING	NO.	YDS.	AVG.	TB	IN20	LG	BLK.
Bragg	82	3203	39.1	5	22	59	2
COLTS	84	3203	38.1	5	22	59	2
OPPONENTS	72	2860	39.7	11	12	66	0

PUNT RETURNS	NO.	FC	YDS.	AVG.	LG	TD
Glasgow	23	15	187	8.1	20	0
Anderson	3	0	1	0.3	1	0
COLTS	26	15	188	7.2	20	0
OPPONENTS	49	13	357	7.3	56	1

KICKOFF RETURNS	NO.	YDS.	AVG.	LG	TD
Glasgow	33	743	22.5	44	0
Anderson	20	386	19.3	35	0
Dickey	4	86	21.5	28	0
Garry	3	55	18.3	24	0
Blackwood	2	41	20.5	25	0
McCauley	1	18	18.0	18	0
LaPointe	1	18	18.0	18	0
Hart	1	17	17.0	17	0
Sims	1	10	10.0	10	0
Foote	1	9	9.0	9	0
COLTS	67	1383	20.6	44	0
OPPONENTS	54	1062	19.7	98t	1

USUAL STARTERS

OFFENSE	DEFENSE
WR Roger Carr	LDE Fred Cook
LT Wade Griffin	LDT Mike Barnes
LG Robert Pratt	RDT Herb Ovis
C Ken Mendenhall	RDE Mike Ozdowski
RG Ken Huff	LLB Sanders Shiver
RT Jeff Hart	MLB Ed Simonini
TE Reese McCall	RCB Mike Woods
WR Ray Butler	LCB Derrick Hatchett
QB Bert Jones	RCB Larry Braziel
RB Joe Washington	SS Bruce Laird
RB Cleveland Franklin	FS Nesby Glasgow

PASSING	ATT.	COMP.	YDS.	PCT.	AVG./ATT.	TD	TD%	INT.	INT%	LG	SACKED	RATING
Jones	446	248	3134	55.6	7.03	23	5.2	21	4.7	47	34/262	75.5
Landry	47	24	275	51.1	5.85	2	4.3	3	6.4	32	2/19	56.1
COLTS	493	272	3409	55.2	6.91	25	5.1	24	4.9	47	36/281	73.5
OPPONENTS	476	260	3576	54.6	7.51	21	4.4	17	3.6	77	30/240	78.9

ADMINISTRATION

COACHING STAFF

FOOTBALL OPERATIONS

BUSINESS OPERATIONS

PLAYERS

2016 SEASON IN REVIEW

COLTS HISTORY

RECORDS

COLTS IN THE COMMUNITY



1981

RECORD: 2-14 COACH: MIKE MCCORMACK
FOURTH – AFC EASTERN DIVISION
HOME: 1-7 AWAY: 1-7
DIV: 2-6 CONF: 2-10 NCONF: 0-4

ADMINISTRATION

COACHING STAFF

FOOTBALL OPERATIONS

BUSINESS OPERATIONS

PLAYERS

2016 SEASON IN REVIEW

COLTS HISTORY

RECORDS

COLTS IN THE COMMUNITY

DATE	RESULTS	OPPONENT	ATTENDANCE
9/6	W 29-28	@ New England	49,977
9/13	L 3-35	BUFFALO	45,772
9/20	L 10-28	@ Denver	74,804
9/27	L 28-31	MIAMI	42,452
10/4	L 17-23	@ Buffalo	77,811
10/11	L 19-41	CINCINNATI	35,881
10/18	L 14-43	SAN DIEGO	48,679
10/25	L 28-42	@ Cleveland	78,986
11/1	L 10-27	@ Miami	46,061
11/8	L 14-41	NEW YORK JETS	36,373
11/15	L 13-38	@ Philadelphia	72,200
11/22	L 24-35	ST. LOUIS	32,782
11/29	L 0-25	@ New York Jets	53,593
12/6	L 13-37	DALLAS	60,586
12/13	L 14-38	@ Washington	55,045
12/20	W 23-21	NEW ENGLAND	34,127

TEAM STATISTICS	COLTS	OPP
TOTAL FIRST DOWNS	274	406
Rushing	95	162
Passing	158	214
Penalty	21	30
3rd Down M/A/Pct	66/198/33.3	107/208/51.4
TOTAL NET YARDS	4908	6793
Avg. Per Game	306.8	424.6
Total Plays	957	1111
Avg. Per Play	5.1	6.1
NET YARDS RUSHING	1850	2665
Avg. Per Game	115.6	166.6
Total Rushes	441	607
NET YARDS PASSING	3058	4128
Avg. Per Game	191.1	258.0
Tackled/Yards Lost	37/321	13/100
Gross Yards	3379	4228
Att./Completions	479/265	491/301
Completion Pct.	55.3	61.3
Had Intercepted	23	16
PUNTS/AVERAGE	78/39.4	48/37.9
NET PUNTING AVG.	33.7	32.1
PENALTIES/YARDS	106/913	101/776
FUMBLES/BALL LOST	27/14	28/14
TOUCHDOWNS	33	68
Rushing	11	30
Passing	21	37
Defense/Kicking	1/0	1/0
TIME OF POSSESSION	28:28	33:32

SCORE BY PERIODS	1	2	3	4	TOTAL
COLTS	63	52	75	69	259
OPPONENTS	121	186	105	121	533

SCORING	TDR	TOP	TDR/T	PAT	FG	S	TP
Dickey	7	3					60
Wood				29-33	10-18		59
Butler		9					54
McMillan	3	1					24
Carr		3					18
McCall		2					12
McCaughey		2					12
Landry			1				6
Dixon			1				6
Franklin	1						6
Taylor						1	2
COLTS	11	21	1	29-33	10-18	1	259
OPPONENTS	30	37	1	65-68	20-31	0	533

FGS	1-19	20-29	30-39	40-49	50+	TOT.
Wood	2-2	2-3	3-5	3-7	0-1	10-18
COLTS	2-2	2-3	3-5	3-7	0-1	10-18
OPP.	0-0	6-7	9-11	5-12	0-1	20-31

Wood:	(48,19,35)	(22)	(21)	(1)	(32)	(19,51)	(1)
	(46,28,30)	(44)	(44)	(1)	(43,40)	(1)	(39)
	(30,46)						

OPP.:	(50,39)	(49)	(36)	(27)	(43,34,44,45)	
	(38,24)	(30)	(1)	(41,32)	(25,41)	(40,44,32)
	(40,42)	(37)	(22,27,27,26,48)	(42,35,31)		
	(32)	(1)				

RUSHING	NO.	YDS.	AVG.	LG	TD
Dickey	164	779	4.8	67t	7
McMillan	149	597	4.0	42	3
Dixon	73	285	3.9	41	0
Jones	20	85	4.3	17	0
Franklin	21	52	2.5	8	1
McCaughey	10	37	3.7	8	0
Landry	1	11	11.0	11	0
Garrett	2	4	2.0	3	0
Anderson	1	0	0.0	0	0
COLTS	441	1850	4.2	67t	11
OPPONENTS	607	2665	4.4	59t	30

RECEIVING	NO.	YDS.	AVG.	LG	TD
McMillan	50	466	9.3	31	1
Butler	46	832	18.1	67t	9
Carr	38	584	15.4	43	3
Dickey	37	419	11.3	50	3
McCaughey	36	347	9.6	31	2
McCall	21	314	15.0	65t	2
Dixon	17	169	9.9	41	1
Burke	10	153	15.3	24	0
Franklin	6	39	6.5	10	0
Sherwin	2	19	9.5	11	0
DeRoo	1	38	38.0	38	0
Huff	1	-1	-1.0	-1	0
COLTS	265	3379	12.8	67t	21
OPPONENTS	301	4228	14.0	75	37

INTERCEPTIONS	NO.	YDS.	AVG.	LG	TD
Brazier	3	35	11.7	27	0
Laird	3	59	19.7	24	0
Glasgow	2	35	17.5	31	0
Smith	2	11	5.5	8	0
Hatchett	2	8	4.0	8	0
Anderson	1	49	49.0	49	0
Krauss	1	10	10.0	10	0
Green	1	3	3.0	3	0
Pickney	1	0	0.0	0	0
COLTS	16	210	13.1	49	0
OPPONENTS	23	281	12.2	44	1

PUNTING	NO.	YDS.	AVG.	TB	IN20	LG	BLK.
Garrett	78	3071	39.4	2	11	57	0
COLTS	78	3071	39.4	2	11	57	0
OPPONENTS	48	1817	37.9	11	13	54	2

PUNT RETURNS	NO.	FC	YDS.	AVG.	LG	TD
Shula	10	7	50	5.0	11	0
Anderson	2	0	6	3.0	6	0
COLTS	12	7	56	4.7	11	0
OPPONENTS	44	10	402	9.1	46	0

KICKOFF RETURNS	NO.	YDS.	AVG.	LG	TD
Dixon	36	737	20.5	46	0
Williams	20	399	20.0	35	0
Anderson	20	393	19.7	30	0
Shula	5	65	13.0	16	0
Glasgow	1	35	35.0	35	0
Sims	1	22	22.0	22	0
Foote	1	0	0.0	0	0
COLTS	84	1651	19.7	46	0
OPPONENTS	43	864	20.1	34	0

USUAL STARTERS

OFFENSE	DEFENSE
WR Roger Carr	LDE Donnell Thompson
LT Wade Griffin	LDT Herb Orvis
LG Robert Pratt	RDt Anthony Green
C Ray Donaldson	RDE Mike Ozwowski
RG Ken Huff	LLB Sanders Shiver
RT Jeff Hart	MLB Joe Federspiel
TE Reese McCall	RLB Barry Krauss
WR Ray Butler	LCB Derrick Hatchett
QB Bert Jones	RCB Larry Brazier
RB Curtis Dickey	SS Bruce Laird
RB Randy McMillan	FS Nesby Glasgow

PASSING	ATT.	COMP.	YDS.	PCT.	AVG./ATT.	TD	TD%	INT.	INT%	LG	SACKED	RATING
Jones	426	244	3094	57.3	7.26	21	4.9	20	4.7	67t	31/263	76.8
Landry	29	14	195	48.3	6.72	0	0.0	1	3.4	24t	5/50	56.7
Humm	24	7	90	29.2	3.75	0	0.0	2	8.3	20t	1/8	25.4
COLTS	479	265	3379	55.3	7.05	21	4.4	23	4.8	67t	37/321	72.2
OPPONENTS	491	301	4228	61.3	8.61	37	7.5	16	3.3	75t	13/100	100.2

1982

RECORD: 0-8-1 COACH: FRANK KUSH
14TH – AMERICAN FOOTBALL CONFERENCE

HOME: 0-3-1 AWAY: 0-5

DIV: 0-5 CONF: 0-7 NCONF: 0-1-1

DATE	RESULTS	OPPONENT	ATTENDANCE
9/12	L 13-24	NEW ENGLAND	39,055
9/19	L 20-24	@ Miami	51,999
9/26		NEW YORK JETS	Canceled
10/3		@ Detroit	Canceled
10/10		BUFFALO	Canceled
10/17		@ Cleveland	Canceled
10/24		MIAMI	Postponed to 1/2/83
10/31		TAMPA BAY	Canceled
11/7		@ New England	Canceled
11/14		OAKLAND	Canceled
11/21	L 0-37	@ New York Jets	46,970
11/28	L 0-20	@ Buffalo	33,985
12/5	L 17-20	CINCINNATI	23,598
12/12	L 10-13	@ Minnesota	53,981
12/19	T 20-20	GREEN BAY	25,920
12/26	L 26-44	@ San Diego	49,711
1/2	L 7-34	MIAMI	19,073

TEAM STATISTICS	COLTS	OPP
TOTAL FIRST DOWNS	152	197
Rushing	62	87
Passing	80	89
Penalty	10	21
3rd Down M/A/Pct	50/124/40.3	52/119/43.7
4th Down M/A/Pct	10/17/58.8	2/5/40.0
TOTAL NET YARDS	2483	3296
Avg. Per Game	275.9	366.2
Total Plays	596	605
Avg. Per Play	4.2	5.4
NET YARDS RUSHING	1044	1473
Avg. Per Game	116.0	163.7
Total Rushes	293	348
NET YARDS PASSING	1439	1823
Avg. Per Game	159.9	202.6
Tackled/Yards Lost	20/174	11/97
Gross Yards	1613	1920
Att./Completions	283/142	246/138
Completion Pct.	50.2	56.1
Had Intercepted	10	5
PUNTS/AVERAGE	46/44.4	41/39.9
NET PUNTING AVG.	34.3	35.5
PENALTIES/YARDS	52/433	59/466
FUMBLES/BALL LOST	24/11	11/5
TOUCHDOWNS	12	28
Rushing	4	10
Passing	6	18
Defense/Kicking	1/1	0/0
TIME OF POSSESSION	28:38	31:22

SCORE BY PERIODS	1	2	3	4	TOTAL
COLTS	13	40	23	37	113
OPPONENTS	54	77	68	37	236

SCORING	TDR	TDP	TDR/T	PAT	FG	S	TP
Wood				6-6	6-10		24
Miller				5-5	4-8		17
Butler	2						12
Bouza	2						12
Krauss	1						6
Pagel	1						6
Beach	1						6
Burroughs		1					6
McMillan	1						6
Dickey	1						6
Sherwin		1					6
Dixon	1						6
COLTS	4	6	2	11-11	10-18	0	113
OPPONENTS	10	18	0	26-28	14-19	0	236

FGS	1-19	20-29	30-39	40-49	50+	TOT.
Wood	0-0	0-1	3-5	2-3	1-1	6-10
Miller	0-0	1-1	0-3	2-3	1-1	4-8
COLTS	0-0	1-2	3-8	4-6	2-2	10-18
OPP.	1-1	5-5	2-3	6-9	0-1	14-19

Wood:	(49,37,30)	(51,48)	(32)	(1)	(33,40)	(39,25)
Miller:	(1)	(1)	(1)	(1)	(23,40,44)	(46,58)
OPP:	(24)	(29)	(43,37,19)	(47,34,41)	(1)	(1)
	(40,40,23,40)	(40,25,47)	(45,53)	(34,25)		

RUSHING	NO.	YDS.	AVG.	LG	TD
McMillan	101	305	3.0	13	1
Dixon	58	249	4.3	32	1
Dickey	66	232	3.5	25	1
Franklin	43	152	3.5	18	0
Pagel	19	82	4.3	32	1
Butler	3	10	3.3	10	0
Stark	1	8	8.0	8	0
Wright	1	3	3.0	3	0
Schlichter	1	3	3.0	3	0
COLTS	293	1044	3.6	32	4
OPPONENTS	348	1473	4.2	54	10

RECEIVING	NO.	YDS.	AVG.	LG	TD
Bouza	22	287	13.0	34	2
Sherwin	21	280	13.3	33	0
Dickey	21	228	10.9	34	0
Dixon	20	185	9.3	24	0
Butler	17	268	15.8	53t	2
McMillan	15	90	6.0	17	0
Franklin	9	61	6.8	15	0
Henry	7	110	15.7	23	0
Beach	4	45	11.3	17	1
Smith	2	36	18.0	23	0
McCall	2	6	3.0	4	0
Wright	1	12	12.0	12	0
Krauss	1	5	5.0	5t	1
COLTS	142	1613	11.4	53t	6
OPPONENTS	138	1920	13.9	55	18

INTERCEPTIONS	NO.	YDS.	AVG.	LG	TD
Anderson, K.	2	25	12.5	25	0
Burroughs	1	94	94.0	94t	1
Bracelin	1	31	31.0	31	0
Hatchett	1	0	0.0	0	0
COLTS	5	150	30.0	94t	1
OPPONENTS	10	129	12.9	26	0

PUNTING NO.	YDS.	AVG.	TB	IN20	LG	BLK.
Stark	46	2044	44.4	12	8	60
COLTS	46	2044	44.4	12	8	60
OPPONENTS	41	1634	39.9	5	13	67

PUNT RETURNS	NO.	FC	YDS.	AVG.	LG	TD
Anderson, L.	8	3	54	6.8	28	0
Glasgow	4	5	24	6.0	8	0
Bouza	2	5	0	0.0	0	0
COLTS	14	13	78	5.6	28	0
OPPONENTS	26	4	226	8.7	29	0

KICKOFF RETURNS	NO.	YDS.	AVG.	LG	TD
Anderson, L.	27	517	19.7	37	0
Dixon	11	197	17.9	27	0
Bouza	3	31	10.3	12	0
Franklin	1	8	8.0	8	0
COLTS	42	753	17.9	33	0
OPPONENTS	25	538	21.5	30	0

SACKS: Colts 11.0; Opponents 20.0; Wisniewski 2.5-18; Krauss 2-28; Bracelin 2-13; Thompson 1.5-11; Cooks 1-9; Delaney 1-9; Hunter 1-9

USUAL STARTERS

OFFENSE	DEFENSE
WR Matt Bouza	LDE Donnell Thompson
LT John Sinnott	NT Leo Wisniewski
LG Terry Crouch	RDE Fletcher Jenkins
C Ray Donaldson	LOLB Sanders Shiver
RG Ken Huff	LILB Johnnie Cooks
RT Jeff Hart	RILB Barry Krauss
TE Tim Sherwin	ROLB Greg Bracelin
WR Ray Butler	LCB James Burroughs
QB Mike Pagel	RCB Derrick Hatchett
RB Curtis Dickey	SS Larry Anderson
RB Randy McMillan	FS Nesby Glasgow

PASSING	ATT.	COMP.	YDS.	PCT.	AVG./ATT.	TD	TD%	INT.	INT%	LG	SACKED	RATING
Pagel	221	111	1281	50.2	5.80	5	2.3	7	3.2	53t	16/129	62.4
Schlichter	37	17	197	45.9	5.32	0	0.0	2	5.4	24t	3/35	40.0
Humm	23	13	130	56.5	5.65	0	0.0	1	4.3	18t	1/10	55.0
Wood	1	1	5	100.0	5.00	1	100.0	0	0.0	5t	0/0	127.1
Stark	1	0	0	0.0	0.00	0	0.0	0	0.0	0	0/0	39.6
COLTS	283	142	1613	50.2	5.70	6	2.1	10	3.5	53t	20/174	60.0
OPPONENTS	246	138	1920	56.1	7.80	18	7.3	5	2.0	55t	11/97	97.3



1983

**RECORD: 7-9 COACH: FRANK KUSH
FOURTH – AFC EASTERN DIVISION**

HOME: 3-5 AWAY: 4-4

DIV: 3-5 CONF: 5-9 NCONF: 2-0

ADMINISTRATION
COACHING STAFF

FOOTBALL OPERATIONS

BUSINESS OPERATIONS

PLAYERS

2016 SEASON IN REVIEW

COLTS HISTORY

RECORDS

COLTS IN THE COMMUNITY

DATE	RESULTS	OPPONENT	ATTENDANCE
9/4	W 29-23 OT	@ New England	45,526
9/11	L 10-17	DENVER	52,613
9/18	L 23-28	@ Buffalo	40,937
9/25	W 22-19 OT	CHICAGO	35,708
10/2	W 34-31	@ Cincinnati	48,104
10/9	W 12-7	NEW ENGLAND	37,013
10/16	L 7-30	BUFFALO	39,765
10/23	L 7-21	MIAMI	45,768
10/30	W 22-21	@ Philadelphia	59,150
11/6	W 17-14	@ New York Jets	53,323
11/13	L 13-24	PITTSBURGH	61,479
11/20	L 0-37	@ Miami	54,482
11/27	L 23-41	@ Cleveland	65,812
12/4	L 6-10	NEW YORK JETS	35,462
12/11	L 19-21	@ Denver	74,854
12/18	W 20-10	HOUSTON	27,934

TEAM STATISTICS	COLTS	OPP
TOTAL FIRST DOWNS	272	321
Rushing	146	123
Passing	110	166
Penalty	16	32
3rd Dwn. M/A/Pct.	77/226/34.1	83/203/40.9
4th Dwn. M/A/Pct.	4/9/44.4	5/10/50.0
TOTAL NET YARDS	5018	5640
Avg. Per Game	313.6	352.5
Total Plays	1025	1045
Avg. Per Play	4.9	5.4
NET YARDS RUSHING	2695	2118
Avg. Per Game	168.4	132.4
Total Rushes	601	516
NET YARDS PASSING	2323	3522
Avg. Per Game	145.2	220.1
Tackled/Yards Lost	47/340	41/310
Gross Yards	2663	3832
Att./Completions	377/1188	488/281
Completion Pct.	49.9	57.6
Had Intercepted	22	20
PUNTS/AVERAGE	91/45.3	80/41.6
NET PUNTING AVG.	36.3	37.2
PENALTIES/YARDS	120/986	79/687
FUMBLES/BALL LOST	32/11	29/16
TOUCHDOWNS	25	45
Rushing	10	13
Passing	12	31
Defense/Kicking	2/1	0/1
TIME OF POSSESSION	29:37	30:23

SCORE BY PERIODS	1	2	3	4	OT	TOTAL
COLTS	44	86	57	68	9	264
OPPONENTS	62	136	52	102	0	354

SCORING	TDR	TOP	TDRT	PAT	FG	\$	TP
Allegre				22-24	30-35		112
Dickey	4	3					42
McMillan	5	1					36
Henry		4					24
Butler		3					18
Anderson, L.			1				6
Cooks			1				6
Moore	1						6
Anderson, K.			1				6
Beach		1					6
Thompson						1	2
COLTS	10	12	3	22-24	30-35	1	264
OPPONENTS	13	31	1	42-45	14-23	0	354

FGS	1-9	20-29	30-39	40-49	50+	TOT.
Allegre	1-1	4-5	11-12	10-12	4-5	30-35
COLTS	1-1	4-5	11-12	10-12	4-5	30-35
OPP.	1-1	4-5	4-6	5-8	0-3	14-23

Allegre:	(25.52.33)	(32)	(28.49.45)	(37.47.45.33)
	(19.53)	(52)	(36)	(1)
	(38.39.37)	(42.27.30)	(42)	
	(46.46.37)	(1)	(31)	(26.41)
	(42.55.41)	(26.64)	(48.37)	
OPP.:	(36.33.39)	(42)	(50)	(45.49.21)
	(19)	(41)	(50.23.40.30)	(1)
	(62)	(49)	(42.28)	(42)
	(26.27)	(31)	(1)	(34)

RUSHING	NO.	YDS.	AVG.	LG	TD
Dickey	254	1122	4.4	56	4
McMillan	198	802	4.1	39t	5
Pagel	54	441	8.2	33	0
Moore	57	205	3.6	13	1
Williams	28	77	2.8	13	0
Reed	2	27	13.5	18	0
Dixon	5	14	2.8	7	0
Stark	1	8	8.0	8	0
Herrmann	1	0	0.0	0	0
Krauss	1	-1	-1.0	-1	0
COLTS	601	2695	4.5	56	10
OPPONENTS	516	2118	4.1	77	13

RECEIVING	NO.	YDS.	AVG.	LG	TD
Henry	30	416	13.9	40t	4
Porter, T.	28	384	13.7	38	0
Bouza	25	385	15.4	26	0
Sherwin	25	358	14.3	30	0
Dickey	24	483	20.1	72t	3
McMillan	24	195	8.1	25	1
Butler	10	207	20.7	60	3
Oatis	6	93	15.5	25	0
Moore	6	38	6.3	16	0
Beach	5	56	11.2	16	1
Williams	4	46	11.5	19	0
Dixon	1	2	2.0	2	0
COLTS	188	2663	14.2	72t	12
OPPONENTS	281	3832	13.6	85t	31

INTERCEPTIONS	NO.	YDS.	AVG.	LG	TD
Hatchett	4	36	9.0	25	0
Glasgow	3	35	11.7	18	0
Anderson, K.	2	81	40.5	71t	1
Bracelin	2	19	9.5	19	0
Delaney	2	16	8.0	11	0
Burroughs	2	8	4.0	8	0
Randle	1	41	41.0	41	0
Williams, K.	1	32	32.0	32	0
Maxwell	1	31	31.0	31	0
Cooks	1	15	15.0	15	0
Anderson, L.	1	0	0.0	0	0
COLTS	20	314	15.7	71t	1
OPPONENTS	22	117	5.3	34	0

PUNTING	NO.	YDS.	AVG.	TB	IN20	LG	BLK.
Stark	91	4124	45.3	9	20	68	0
COLTS	91	4124	45.3	9	20	68	0
OPPONENTS	80	3329	41.6	3	27	64	0

PUNT RETURNS	NO.	FC	YDS.	AVG.	LG	TD
Anderson, L.	20	4	138	6.9	20	0
Porter, R.	14	5	104	7.4	56	0
Williams, K.	9	4	43	4.8	13	0
Glasgow	1	1	9	9.0	9	0
COLTS	44	14	294	6.7	50	0
OPPONENTS	55	7	642	11.7	60t	1

KICKOFF RETURNS	NO.	YDS.	AVG.	LG	TD
Williams, K.	20	494	24.7	90	0
Porter, R.	18	336	18.7	28	0
Anderson, L.	18	309	17.2	26	0
Dixon	2	23	11.5	14	0
Moore	2	40	20.0	23	0
Bouza	1	4	4.0	4	0
Beach	1	0	0.0	0	0
COLTS	62	1198	19.3	90	0
OPPONENTS	61	1138	18.7	38	0

SACKS: Colts 41.0; Opponents 47.0; Maxwell 11-90; Bracelin 5.5-50.5; Wisniewski 5-41; Cooks 5-33; Thompson 4-27; Ballard 2-7; Waechter 1.5-13.5; Parker 1.5-13; Odom 1-11; Krauss 1-9; Glasgow 1-6; K. Williams 1-3; Shiver 1-2; K. Anderson 5-4

USUAL STARTERS PRO BOWLERS IN BOLDFACE

OFFENSE	DEFENSE
WR Matt Bouza	LDE Donnell Thompson
Tracy Porter	NT Leo Wisniewski
LT Karl Boldschwiler	RDE Steve Parker
LG Chris Hinton	LOLB Greg Bracelin
C Ray Donaldson	LILB Johnnie Cooks
RG Steve Wright	RILB Barry Krauss
RT Jeff Hart	ROLB Vernon Maxwell
TE Tim Sherwin	LCB James Burroughs
WR Ray Butler,	RCB Derrick Hatchett,
Bernard Henry	Tate Randle
QB Mike Pagel	SS Larry Anderson
RB Curtis Dickey	FS Nesby Glasgow
RB Randy McMillan	

PASSING	ATT.	COMP.	YDS.	PCT.	AVG./ATT.	TD	TD%	INT.	INT%	LG	SACKED	RATING
Pagel	328	163	2353	49.7	7.17	12	3.7	17	5.2	72t	40/278	64.0
Herrmann	36	18	256	50.0	7.11	0	0.0	3	8.3	35t	7/62	38.8
Reed	10	6	34	60.0	3.40	0	0.0	1	10.0	16t	0/0	26.7
Taylor	2	1	20	50.0	10.00	0	0.0	1	0.0	20t	0/0	45.8
Stark	1	0	0	0.0	0.00	0	0.0	0	0.0	0	0/0	39.6
COLTS	377	188	2663	49.9	7.06	12	3.2	22	5.8	72t	47/340	59.4
OPPONENTS	488	281	3832	57.6	7.85	31	6.4	20	4.0	85t	41/310	87.4

1984

RECORD: 4-12 COACH: FRANK KUSH (15), HAL HUNTER (1)

FOURTH – AFC EASTERN DIVISION

HOME: 2-6 AWAY: 2-6

DIV: 2-6 CONF: 4-8 NCONF: 0-4

***Sellout**

DATE	RESULTS	OPPONENT	ATTENDANCE
9/2	L 14-23	NEW YORK JETS	*60,398
9/9	W 35-21	@ Houston	43,820
9/16	L 33-34	ST. LOUIS	*60,274
9/23	L 7-44	@ Miami	55,413
9/30	W 31-17	BUFFALO	*60,032
10/7	L 7-35	WASHINGTON	*60,012
10/14	L 7-16	@ Philadelphia	50,277
10/21	W 17-16	PITTSBURGH	*60,026
10/28	L 3-22	@ Dallas	58,724
11/4	L 10-38	SAN DIEGO	*60,143
11/11	W 9-5	@ New York Jets	51,066
11/18	L 17-50	NEW ENGLAND	*60,009
11/25	L 7-21	@ Los Angeles Raiders	40,289
12/2	L 17-51	@ Buffalo	20,693
12/9	L 17-35	MIAMI	*60,411
12/16	L 10-16	@ New England	22,383

TEAM STATISTICS	COLTS	OPP
TOTAL FIRST DOWNS	254	343
Rushing	114	124
Passing	117	194
Penalty	23	25
3rd Dwn. M/A/Pct.	65/214/29.9	97/229/42.4
4th Dwn. M/A/Pct.	15/24/62.5	8/17/47.0
TOTAL NET YARDS	4132	5577
Avg. Per Game	258.3	348.6
Total Plays	979	1116
Avg. Per Play	4.2	5.0
NET YARDS RUSHING	2025	2007
Avg. Per Game	126.6	125.4
Total Rushes	510	559
NET YARDS PASSING	2107	3570
Avg. Per Game	131.7	223.1
Tackled/Yards Lost	58/436	42/320
Gross Yards	2543	3890
Att./Completions	411/206	515/298
Completion Pct.	50.1	57.9
Had Intercepted	22	18
PUNTS/AVERAGE	98/44.7	80/42.0
NET PUNTING AVG.	37.2	36.6
PENALTIES/YARDS	95/798	98/813
FUMBLES/BALL LOST	35/17	29/13
TOUCHDOWNS	28	50
Rushing	13	16
Passing	13	31
Defense/Kicking	1/1	3/0
TIME OF POSSESSION	27:24	32:36

SCORE BY PERIODS	1	2	3	4	TOTAL
COLTS	31	87	46	75	239
OPPONENTS	92	143	74	105	414

SCORING	TDR	TDP	TDRT	PAT	FG	S	TP
Allegre				14-14	11-18		47
Butler	6						36
McMillan	5						20
Biasucci				13-14	3-5		32
Dickey	3						18
Henry		2					12
Middleton	1	1					12
Moore	2						12
Porter		2					12
Young		2					12
Kafentzis			1				6
Pagel	1						6
Schlichter	1						6
Smith			1				6
Humiston						1	2
COLTS	13	13	2	27-28	14-23	1	239
OPPONENTS	16	31	3	47-50	21-23	0	414

FGS	1-19	20-29	30-39	40-49	50+	TOT.
Allegre	0-0	4-4	1-2	3-6	3-6	11-18
Biasucci	0-0	1-1	0-0	1-1	1-3	3-5
COLTS	0-0	5-5	1-2	4-7	4-9	14-23
OPP.	2-2	9-9	5-5	4-6	1-1	21-23

Allegre:	(0) (0) (0) (0) (0) (52)	(41)	(52)	(34,54)
	(44,47,46,25,45)	(35,61)	(0)	(28,21) (52,54)
	(25,42)			
Biasucci:	(0) (21,50)	(55)	(52,43)	(0) (0) (0) (0) (0) (0)
OPP:	(43,29) (0) (47,46) (27,44) (23) (0) (34,32,33)			
	(53,25,43) (19,19,24) (23) (27) (28,40) (0) (0)			
	(21,34,36)			

RUSHING	NO.	YDS.	AVG.	LG	TD
McMillan	163	705	4.3	31t	5
Dickey	131	523	4.0	30	3
Middleton	92	275	3.0	20	1
Pagel	26	149	5.7	23	1
Schlichter	19	145	7.6	22	1
Moore	38	127	3.3	18	2
Wonsley	37	111	3.0	13	0
Stark	2	0	0.0	0	0
Smith	2	-10	-5.0	-3	0
COLTS	510	2025	4.0	31t	13
OPPONENTS	559	2007	3.6	30	16

RECEIVING	NO.	YDS.	AVG.	LG	TD
Butler	43	664	15.4	74	6
Porter	39	590	15.1	63	2
Bouza	22	270	12.3	22	0
McMillan	19	201	10.6	44	0
Middleton	15	112	7.5	16	1
Young	14	164	11.7	28	2
Dickey	14	135	9.6	33	0
Sherwin	11	169	15.4	26	0
Henry	11	139	12.6	19	2
Moore	9	52	5.8	12	0
Wonsley	9	47	5.2	17	0
COLTS	206	2543	12.3	74t	13
OPPONENTS	298	3890	13.1	80t	31

INTERCEPTIONS	NO.	YDS.	AVG.	LG	TD
Daniel	6	25	4.2	18	0
Randle	3	66	22.0	54	0
Krauss	3	20	6.7	18	0
Burroughs	3	9	3.0	6	0
Kafentzis	1	59	59.0	59t	1
Glasgow	1	8	8.0	8	0
Davis	1	3	3.0	3	0
COLTS	18	190	10.6	59t	1
OPPONENTS	22	423	19.2	50	2

PUNTING NO.	YDS.	AVG.	TB	IN20	LG	BLK.
Stark	98	4383	44.7	7	21	72
COLTS	98	4383	44.7	7	21	72
OPPONENTS	80	3363	42.0	8	29	66

PUNT RETURNS	NO.	FC	YDS.	AVG.	LG	TD
Anderson	27	7	182	6.7	19	0
Glasgow	7	2	179	11.3	35	0
Bouza	3	3	17	5.7	11	0
Padjen	1	0	0	0.0	0	0
COLTS	38	12	278	7.3	35	0
OPPONENTS	62	15	600	9.7	38	0

KICKOFF RETURNS	NO.	YDS.	AVG.	LG	TD
Anderson	22	525	23.9	69	0
Smith	32	651	20.3	96t	1
Kafentzis	5	69	13.8	22	0
Wonsley	4	52	13.0	20	0
Moore	2	19	9.5	10	0
Middleton	1	11	11.0	11	0
Hathaway	1	2	2.0	2	0
Sherwin	1	2	2.0	2	0
Radachowsky	1	0	0.0	0	0
COLTS	69	1331	19.3	96t	1
OPPONENTS	42	849	20.2	45	0

SACKS: Colts 42.0; Opponents 58.0; Cooks 11.5-10.3; Maxwell 8.5-5.7; Wisniewski 7-4.5; Thompson 4-2.9; Odom 3-3.1; White 2-1.6; Bracelin 2-1.4; Winter 2-1.1; Krauss 1-0.8; Parker 1-6

USUAL STARTERS

OFFENSE		DEFENSE	
WR	Tracy Porter	LDE	Donnell Thompson
LT	Chris Hinton,	NT	Leo Wisniewski
	Steve Wright	RDE	Blaise Winter
LG	Ben Utt	LOLB	Jahnie Cooks
C	Ray Donaldson	LILB	Cliff Odom
RG	Ron Solt	RILB	Barry Krauss
RT	Jim Mills	ROLB	Vernon Maxwell
TE	Dave Young	LCB	Preston Davis
WR	Ray Butler	RCB	Eugene Daniel
QB	Mike Pagel	SS	Mark Kafentzis
RB	Curtis Dickey	FS	Nesby Glasgow
RB	Randy McMillan		

PASSING	ATT.	COMP.	YDS.	PCT.	AVG./ATT.	TD	TO%	INT.	INT%	LG	SACKED RATING
Pagel	212	114	1426	53.8	6.73	8	3.8	8	3.8	54t	28/201 71.8
Schlichter	140	62	702	44.3	5.01	3	2.1	7	5.0	54t	23/170 46.2
Herrmann	56	29	352	51.8	6.29	1	1.8	6	10.7	74t	7/65 37.8
Dickey	1	1	63	100.0	63.00	1	100.0	0	0.0	63t	0/0 158.3
Moore	1	0	0	0.0	0.00	0	0.0	0	0.0	0	0/0 39.6
Stark	1	0	0	0.0	0.00	0	0.0	1	100.0	0	0/0 0.0
COLTS	411	206	2543	50.1	6.19	13	3.2	22	5.4	74t	58/436 57.9
OPPONENTS	515	298	3890	57.9	7.55	31	6.0	18	3.5	80t	42/320 87.3

1985

RECORD: 5-11 COACH: ROD DOWHWOWER

FOURTH – AFC EASTERN DIVISION

HOME: 4-4 AWAY: 1-7

DIV: 1-7 CONF: 2-10 NCONF: 3-1

*Sellout

DATE	RESULTS	OPPONENT	ATTENDANCE
9/8	L 3-45	@ Pittsburgh	57,249
9/15	L 13-30	@ Miami	53,693
9/22	W 14- 6	DETROIT	*60,042
9/29	L 20-25	@ New York Jets	61,987
10/6	W 49-17	BUFFALO	*60,003
10/13	L 10-15	DENVER	*60,128
10/20	L 9-21	@ Buffalo	28,430
10/27	W 37-10	GREEN BAY	*59,708
11/3	L 17-35	NEW YORK JETS	*59,683
11/10	L 15-34	@ New England	54,176
11/17	L 20-34	MIAMI	*59,666
11/24	L 7-20	@ Kansas City	21,762
12/1	L 31-38	NEW ENGLAND	*56,740
12/8	L 10-17	@ Chicago	59,997
12/15	W 31-23	@ Tampa Bay	25,577
12/22	W 34-16	HOUSTON	*55,818

TEAM STATISTICS		COLTS	OPP
TOTAL FIRST DOWNS		282	330
Rushing		131	124
Passing		130	192
Penalty		21	14
3rd Dwn. M/A/Pct.		81/215/37.7	103/229/45.0
4th Dwn. M/A/Pct.		12/17/70.6	10/14/71.4
TOTAL NET YARDS		5006	5599
Avg. Per Game		312.9	349.9
Total Plays		988	1079
Avg. Per Play		5.1	5.2

NET YARDS RUSHING		COLTS	OPP
Avg. Per Game		152.4	134.1
Total Rushes		485	539
NET YARDS PASSING		2567	3454
Avg. Per Game		160.4	215.9
Tackled/Yards Lost		35/244	36/267
Gross Yards		2811	3721
Att./Completions		468/275	504/275
Completion Pct.		50.2	54.6
Had Intercepted		20	16

PUNTS/AVERAGE		COLTS	OPP
NET PUNTING AVG.		34.2	33.0
PENALTIES/YARDS		87/678	90/699
FUMBLES/BALL LOST		27/14	32/17
TOUCHDOWNS		39	45
Rushing		22	20
Passing		15	24
Defense/Kicking		1/1	0/1
TIME OF POSSESSION		28:49	31:11

SCORE BY PERIODS		1	2	3	4	TOTAL
COLTS		65	98	52	105	320
OPPONENTS		81	145	64	96	386

SCORING	TDR	TDP	TDRT	PAT	FG	S	TP
Allegre				36-39	16-26		84
McMillan	7						42
Beach		6					36
Wonsley	6						36
Capers	1	4					30
Bentley	2						12
Bouza			2				12
Butler			2				12
Gill			2				12
Pagel			2				12
Kofler	1						6
Martin			1				6
6Middleton	1						6
Young			1				6
Williams		1					6
Randle						1	2
COLTS	22	15	2	36-39	16-26	1	320
OPPONENTS	20	24	1	41-45	25-31	0	386

FGS	1-19	20-29	30-39	40-49	50+	TOT.
Allegre	0-0	9-11	5-6	2-6	0-3	16-26
COLTS	0-0	9-11	5-6	2-6	0-3	16-26
OPP.	1-1	6-8	8-8	10-12	0-2	25-31

Allegre: (39) (35) (48,51) (40,29) (1) (53,28) (41,27,38) (24,26,47,22,44) (23) (1) (28,30) (46) (25) (25,30,55) (33,21) (1)

OPP.: (30,51) (22,25,52,40) (37,35) (22,35,48,45) (45) (43,32,30,18,28) (1) (29) (1) (41,30) (45,44,26) (29,42) (35) (20) (48,48) (45)

RUSHING		NO.	YDS.	AVG.	LG	TD
McMillan	190	858	4.5	38	7	
Wonsley	138	716	5.2	36	6	
Bentley	54	288	5.3	26	2	
Gill	45	262	5.8	67	2	
Pagel	25	160	6.4	29	2	
Middleton	13	35	2.7	13	1	
Dickey	9	34	3.8	11	0	
Kofler	4	33	8.3	23	1	
Martin	1	23	23.0	23	0	
Capers	3	18	6.0	20	1	
Schlichter	2	13	6.5	9	0	
Butler	1	-1	-1.0	-1	0	
COLTS	485	2439	5.0	67	22	
OPPONENTS	539	2145	4.0	28	20	

RECEIVING		NO.	YDS.	AVG.	LG	TD
Beach	36	376	10.4	30	6	
Wonsley	30	257	8.6	26	0	
Bouza	27	381	14.1	40	2	
Capers	25	438	17.5	80	4	
Boyer	25	274	11.0	33	0	
McMillan	22	115	5.2	17	0	
Butler	19	345	18.2	72	2	
Bentley	11	85	7.7	16	0	
Martin	10	128	12.8	22	0	
Williams	9	175	19.4	30	1	
Shenwin	5	64	12.8	29	0	
Middleton	5	54	10.8	34	0	
Gill	5	52	10.4	20	0	
Dickey	3	30	10.0	11	0	
Henry	2	31	15.5	16	0	
Pagel	1	6	6.0	6	0	
COLTS	235	2811	12.0	80	15	
OPPONENTS	275	3721	13.5	59	24	

INTERCEPTIONS	NO.	YDS.	AVG.	LG	TD
Daniel	8	53	6.6	29	0
Davis	2	14	7.0	7	0
Cooks	1	7	7.0	7	0
Anderson	1	1	1.0	1	0
Bickett	1	0	0.0	0	0
Krauss	1	0	0.0	0	0
Randle	1	0	0.0	0	0
Young	1	0	0.0	0	0
COLTS	16	75	4.7	29	0
OPPONENTS	20	232	11.6	41	0

PUNTING NO.		YDS.	AVG.	TB	IN20	LG	BLK.
Stark	78	3584	45.9	14	12	68	2
COLTS	80	3584	44.8	14	12	68	2
OPPONENTS	72	2982	41.4	8	19	64	1

PUNT RETURNS		NO.	FC	YDS.	AVG.	LG	TD
Martin	40	7	443	11.1	70	1	
Daniel	1	1	6	6.0	6	0	
Lowry	1	0	0	0.0	0	0	
Young	0	1	0	0.0	0	0	
COLTS	42	9	449	10.7	70	1	
OPPONENTS	43	8	572	13.3	77	1	

KICKOFF RETURNS		NO.	YDS.	AVG.	LG	TD
Bentley	27	674	25.0	48	0	
Martin	32	638	19.9	36	0	
Williams	3	44	14.7	21	0	
Middleton	1	20	20.0	20	0	
Young	2	15	7.5	17	0	
Gill	1	6	6.0	6	0	
Lee	1	6	6.0	6	0	
COLTS	67	1403	20.9	48	0	
OPPONENTS	59	1189	20.2	47	0	

SACKS: Colts 36.0; Opponents 35.0; Bickett 6-44; Virkus 5-45; Cooks 5-36; Scott 5-32; Thompson 4-24; Smith 3-8; Glasgow 2-20; Odum 2-14; White 1-14; Lee 1-13; Krauss 1-12; Broughton 1-5

USUAL STARTERS PRO BOWLERS IN BOLDFACE

OFFENSE		DEFENSE	
WR	Wayne Capers	LDE	Donnell Thompson
LT	Chris Hinton	NT	Brad White
LG	Ben Utt	RDE	Chris Scott
C	Ray Donaldson	LOLB	Johnnie Cooks
RG	Ron Solt	LILB	Cliff Odum
RT	Karl Baldschwieler	RILB	Barry Kraus
TE	Pat Beach	ROLB	Duane Bickett
WR/TE	Ray Butler	LCB	Preston Davis
	Mark Boyer	RCB	Eugene Daniel
QB	Mike Pagel	SS	Nesby Glasgow
RB	Randy McMillan	FS	Anthony Young
RB	George Wonsley	P	Rohn Stark

PASSING	ATT.	COMP.	YDS.	PCT.	AVG./ATT.	TD	TD%	INT.	INT%	LG	SACKED	RATING
Pagel	393	199	2414	50.5	6.13	14	3.6	15	3.8	80	25/180	66.0
Kofler	49	23	284	47.9	5.92	1	2.1	3	6.3	33	8/58	47.5
Schlichter	25	12	107	48.0	4.28	0	0.0	2	8.0	16	2/6	26.7
Bentley	1	1	6	100.0	6.00	0	0.0	0	0.0	6	0/0	158.3
Stark	1	0	0	0.0	0.00	0	0.0	0	0.0	0	0/0	0.0
COLTS	468	235	2811	50.2	6.00	15	3.2	20	4.3	80	35/244	61.6
OPPONENTS	504	275	3721	54.6	7.38	24	4.8	16	3.2	59	36/267	81.1

1986

RECORD: 3-13 COACH: ROD DOWHOWER (13), RON MEYER (3)

FIFTH – AFC EASTERN DIVISION

HOME: 1-7 AWAY: 2-6

DIV: 1-7 CONF: 2-10 NCONF: 1-3

***Sellout**

DATE	RESULTS	OPPONENT	ATTENDANCE
9/7	L 3-33	@ New England	55,208
9/14	L 10-30	@ Miami	51,848
9/21	L 7-24	LOS ANGELES RAMS	*59,012
9/28	L 7-26	NEW YORK JETS	56,075
10/5	L 14-35	@ San Francisco	57,252
10/12	L 14-17	NEW ORLEANS	53,512
10/19	L 13-24	@ Buffalo	50,050
10/26	L 13-17	MIAMI	*58,350
11/2	L 9-24	CLEVELAND	*57,962
11/9	L 21-30	NEW ENGLAND	*56,890
11/16	L 16-31	@ New York Jets	65,149
11/23	L 17-31	@ Houston	31,792
11/30	L 3-17	SAN DIEGO	47,950
12/7	W 28-23	@ Atlanta	30,397
12/14	W 24-14	BUFFALO	52,783
12/21	W 30-24	@ Los Angeles Raiders	41,349

TEAM STATISTICS

	COLTS	OPP
TOTAL FIRST DOWNS	278	334
Rushing	77	123
Passing	173	185
Penalty	28	26
3rd Dwn. M/A/Pct.	78/225/34.7	86/206/41.7
4th Dwn. M/A/Pct.	10/29/34.5	1/5/20.0
TOTAL NET YARDS	4700	5701
Avg. Per Game	293.8	356.3
Total Plays	1046	1051
Avg. Per Play	4.5	5.4
NET YARDS RUSHING	1491	1962
Avg. Per Game	93.2	122.6
Total Rushes	407	517
NET YARDS PASSING	3209	3739
Avg. Per Game	200.6	233.7
Tackled/Yards Lost	53/406	24/194
Gross Yards	3615	3933
Att./Completions	586/300	510/306
Completion Pct.	51.2	60.0
Had Intercepted	24	16
PUNTS/AVERAGE	81/44.7	67/40.7
NET PUNTING AVG.	36.9	35.5
PENALTIES/YARDS	99/880	100/728
FUMBLES/BALL LOST	41/20	41/19
TOUCHDOWNS	27	47
Rushing	10	14
Passing	16	28
Defense/Kicking	0/1	4/1
TIME OF POSSESSION	29:12	30:48

SCORE BY PERIODS

	1	2	3	4	TOTAL
COLTS	51	41	55	82	229
OPPONENTS	123	101	106	70	400

SCORING	TDR	TDPTDRT	PAT	FG	S	TP
Biasucci			26-27	13-25		65
Brooks	8					48
Bouza	5					30
Bentley	3					18
McMillan	3					18
Hogeboom	1					6
Trudeau	1					6
Wonsley	1					6
Gill	1					6
Daniel		1				6
Boyer	1					6
Beach	1					6
Sherwin	1					6
Leiding					1	2
COLTS	10	16	1	26-27	13-25	1 229
OPPONENTS	14	28	5	46-47	24-35	0 400

FGS	1-19	20-29	30-39	40-49	50+	TOT.
Biasucci	0-0	4-4	2-5	5-8	2-8	13-25
COLTS	0-0	4-4	2-5	5-8	2-8	13-25
OPP.	2-2	7-8	9-13	6-10	0-2	24-35

Biasucci:	(25,56)	(23)	(60)	(48)	(1)	(49,54)	(37,46,44)
	(39,45)	(40)	(1)	(56,54)	(37)	(40,27)	(52)
	(32,30)	(52)	(52,40)	(20)			
OPP.:	(38,39,49,25)	(27,45)	(46)	(34,48,47,24)			
	(1)	(30,46)	(37,50,46)	(29,37)	(51,38)		
	(38,31,24)	(32)	(34,32)	(19,43,26)			
	(19,45,26)	(46)	(20,32)				

RUSHING	NO.	YDS.	AVG.	LG	TD
McMillan	189	609	3.2	28	3
Bentley	73	351	4.8	70	3
Gill	53	228	4.3	18	1
Wonsley	60	214	3.6	46	1
Trudeau	13	21	1.6	8	1
Kiel	3	20	6.7	9	0
Hogeboom	10	20	2.0	6	1
Bouza	1	12	12.0	12	0
Capers	1	11	11.0	11	0
Brooks	4	5	1.3	12	0
COLTS	407	1491	3.7	70	10
OPPONENTS	517	1962	3.8	40	14

RECEIVING	NO.	YDS.	AVG.	LG	TD
Bouza	71	830	11.7	33	5
Brooks	65	1131	17.4	84	8
McMillan	34	289	8.5	45	0
Beach	25	265	10.6	26	1
Bentley	25	230	9.2	38	0
Boyer	22	237	10.8	38	1
Wonsley	16	175	10.9	60	0
Gill	16	137	8.6	15	0
Capers	9	118	13.1	27	0
LaFleur	7	56	8.0	11	0
Harbour	4	46	11.5	28	0
Sherwin	3	26	8.7	15	1
Murray	2	34	17.0	24	0
Martin	1	41	41.0	41	0
COLTS	300	3615	12.1	84	16
OPPONENTS	306	3933	12.9	72	28

INTERCEPTIONS	NO.	YDS.	AVG.	LG	TD
Coleman	4	36	9.0	31	0
Hicks	2	16	8.0	16	0
Bickett	2	10	5.0	10	0
Daniel, E.	2	6	3.0	3	0
Daniel, K.	2	5	2.5	5	0
Holt	1	80	80.0	80	0
Hand	1	8	8.0	8	0
Armstrong	1	4	4.0	4	0
Cooks	1	1	1.0	1	0
COLTS	16	166	10.4	80	0
OPPONENTS	24	310	12.9	40	2

PUNTING NO.	YDS.	AVG.	TB	IN20	LG	BLK.
Stark	76	3432	45.2	5	23	63
Kiel	5	190	38.0	0	0	43
COLTS	81	3622	44.7	5	23	63
OPPONENTS	67	2725	40.7	4	21	60

PUNT RETURNS	NO.	FC	YDS.	AVG.	LG	TD
Brooks	18	7	141	7.8	18	0
Martin	17	5	109	6.4	25	0
Jackson	0	1	0	0.0	0	0
COLTS	35	13	250	7.1	25	0
OPPONENTS	52	5	533	10.3	71	1

KICKOFF RETURNS	NO.	YDS.	AVG.	LG	TD
Bentley	32	687	21.5	37	0
Martin	21	385	18.3	27	0
Brooks	8	143	17.9	24	0
Daniel, K.	5	109	21.8	30	0
Gill	5	73	14.6	28	0
Wonsley	2	31	15.5	20	0
Williams	1	15	15.0	15	0
COLTS	74	1443	19.5	37	0
OPPONENTS	43	827	19.2	41	0

SACKS: Colts 24.0; Opponents 53.0; Bickett 6-58; Hand 5-32; Thompson 4-18.5; Armstrong 3-21; Ahrens 2-26; Cooks 1-13; Odom 1-10; Broughton 1-9; Kellar 1-6.5

**USUAL STARTERS
PRO BOWLERS IN BOLDFACE**

OFFENSE	DEFENSE
WR Bill Brooks	LDE Donnell Thompson
LT Chris Hinton	NT Willie Broughton,
LG Ben Utt	Scott Kellar
C Ray Donaldson	RDE Jon Hand
RG Ron Solt	LOLB Johnnie Cooks
RT Kevin Call	LILB Cliff Odom
TE Pat Beach	RIILB Dave Ahrens
WR Matt Bouza	ROLB Duane Bickett
QB Jack Trudeau	LCB Leonard Coleman
RB Randy McMillan	RCB Eugene Daniel
TE/RB Mark Boyer,	SS Nesby Glasgow
George Wonsley	FS Dwight Hicks,
	Tate Randle
	P Rohn Stark

PASSING	ATT.	COMP.	YDS.	PCT.	AVG./ATT.	TD	TD%	INT.	INT%	LG	SACKED	RATING
Trudeau	417	204	2225	48.9	5.34	8	1.9	18	4.3	84t	29/213	53.6
Hogeboom	144	85	1154	59.0	8.01	6	4.2	6	4.2	60t	18/144	81.2
Kiel	25	11	236	44.0	9.44	2	8.0	0	0.0	50t	5/42	104.8
Bentley	0	0	0	0.0	0.0	0	0.0	0	0.0	0	1/7	0.0
COLTS	586	300	3615	51.2	6.17	16	2.7	24	4.1	84t	53/406	62.5
OPPONENTS	510	306	3933	60.0	7.71	28	5.5	16	3.1	72t	24/194	89.6

ADMINISTRATION

COACHING STAFF

FOOTBALL OPERATIONS

BUSINESS OPERATIONS

PLAYERS

2016 SEASON IN REVIEW

COLTS HISTORY

RECORDS

COLTS IN THE COMMUNITY



1987

RECORD: 9-6 COACH: RON MEYER
FIRST – AFC EASTERN DIVISION
HOME: 4-4 AWAY: 5-2
DIV: 5-3 CONF: 8-6 NCONF: 1-0

ADMINISTRATION

COACHING STAFF

FOOTBALL OPERATIONS

BUSINESS OPERATIONS

PLAYERS

2016 SEASON IN REVIEW

COLTS HISTORY

RECORDS

COLTS IN THE COMMUNITY

***Sellout**

DATE	RESULTS	OPPONENT	ATTENDANCE
9/13 L	21-23	CINCINNATI	*59,387
9/20 L	10-23	MIAMI	57,524
9/27		@ St. Louis	Canceled
10/4 W	47-6	@ Buffalo	9,860
10/11 W	6-0	NEW YORK JETS	34,927
10/18 L	7-21	@ Pittsburgh	34,627
10/25 W	30-16	NEW ENGLAND	48,850
11/1 W	19-14	@ New York Jets	60,863
11/8 L	13-16	SAN DIEGO	60,459
11/15 W	40-21	@ Miami	65,433
11/22 L	0-24	@ New England	59,906
11/29 W	51-7	HOUSTON	54,999
12/6 W	9-7	@ Cleveland	70,661
12/13 L	3-27	BUFFALO	60,253
12/20 W	2-7	@ San Diego	46,211
12/27 W	24-6	TAMPA BAY	*60,468
1/9 L	21-38	@ Cleveland	79,838

TEAM STATISTICS		COLTS	OPP
TOTAL FIRST DOWNS		285	276
Rushing		122	97
Passing		138	161
Penalty		25	18
3rd Dwn. M/A/Pct.		70/201/34.8	85/218/39.0
4th Dwn. M/A/Pct.		7/16/43.8	5/13/38.5
TOTAL NET YARDS		4955	4550
Avg. Per Game		333.0	303.3
Total Plays		968	1003
Avg. Per Play		5.2	4.5
NET YARDS RUSHING		2143	1790
Avg. Per Game		142.9	119.3
Total Rushes		497	463
NET YARDS PASSING		2852	2760
Avg. Per Game		190.1	184.0
Tackled/Yards Lost		24/190	39/313
Gross Yards		3042	3073
Att./Completions		447/255	501/250
Completion Pct.		57.0	49.9
Had Intercepted		16	20
PUNTS/AVERAGE		78/37.7	82/37.2
NET PUNTING AVG.		30.8	31.0
PENALTIES/YARDS		90/742	85/669
FUMBLES/BALL LOST		36/18	43/25
TOUCHDOWNS		31	28
Rushing		14	6
Passing		16	19
Defense/Kicking		1/0	2/1
TIME OF POSSESSION		30:10	29:50

SCORE BY PERIODS		1	2	3	4	TOTAL
COLTS		48	120	61	71	300
OPPONENTS		61	52	48	77	238

SCORING		TDR	TD	TDRT	PAT	FG	S	TP
Biasucci				24-24	24-27			96
Bentley	7	2						54
Dickerson	5	4						30
Bouza	4	3						24
Brooks	3	4						18
Murray	3	3						18
Jordan			7-7	3-5				16
Noble	2							12
Brown	1							6
Jones	1							6
Sherwin	1							6
Thompson		1						6
Wonsley	1							6
Leiding							1	2
COLTS	14	16	1	31-31	27-32			1 300
OPPONENTS	6	19	3	25-28	15-27			0 238

FGS	1-19	20-29	30-39	40-49	50+	TOT.
Biasucci	0-0	5-6	12-12	6-7	1-2	24-27
Jordan	0-0	1-1	2-2	0-2	0-0	3-5
COLTS	0-0	6-7	14-14	6-9	1-2	27-32
OPP.	0-0	4-5	8-13	3-7	0-2	15-27

Biasucci:	(1)	(50)	(1)	(0)	(48)	(38)	(24)	(36)	(28)	(45)	(38)	(33)
	(37)	(27)	(53)	(22)	(32)	(25)	(23)	(46)	(36)	(45)	(49)	
	(33)	(37)	(41)	(30)	(36)	(41)	(30)					

Jordan:	(1)	(1)	(36)	(35)	(25)	(42)	(42)	(0)	(0)	(0)	(0)	(0)	(0)	(0)	(0)	(0)
	(42)	(20)	(27)	(1)	(46)	(33)	(29)	(38)	(31)	(49)	(1)					
	(42)	(37)	(39)	(1)	(37)	(34)	(37)	(52)	(37)	(28)	(48)	(44)				
	(38)	(39)	(25)	(52)	(38)	(47)	(37)									

RUSHING	NO.	YDS.	AVG.	LG	TD
Dickerson	223	1011	4.5	53	5
Bentley	142	631	4.4	17t	7
Banks	50	245	4.9	35	0
Brown	19	85	4.5	18	1
Wonsley	18	71	3.9	12	1
McLemore	17	58	3.4	9	0
Kiel	4	30	7.5	16	0
Trudeau	15	7	0.5	9	0
Hogeboom	3	3	1.0	2	0
Carver	2	3	1.5	3	0
Nugent	2	1	0.5	3	0
Brooks	2	-2	-1.0	1	0
COLTS	497	2143	4.3	53	14
OPPONENTS	463	1790	3.9	51	6

RECEIVING	NO.	YDS.	AVG.	LG	TD
Brooks	51	722	14.2	52t	3
Bouza	42	569	13.5	44t	4
Bentley	34	447	13.1	72t	2
Beach	28	239	8.5	16	0
Murray	20	339	17.0	43	3
Dickerson	13	133	10.2	28	0
Noble	10	78	7.8	18	2
Boyer	10	73	7.3	15	0
Sherwin	9	86	9.6	32	1
Banks	9	50	5.6	18	0
Bellini	5	69	13.8	19	0
Wonsley	5	48	9.6	16	0
Brandes	5	35	7.0	13	0
Kearse	3	56	18.7	21	0
Hawthorne	3	41	13.7	21	0
Jones	3	25	8.3	13	1
McLemore	2	9	2.5	5	0
Johnson	1	15	15.0	15	0
Bryant	1	12	12.0	12	0
Utt	1	-4	-4.0	-4	0
COLTS	255	3042	11.9	72t	16
OPPONENTS	250	3073	12.3	61t	19

INTERCEPTIONS	NO.	YDS.	AVG.	LG	TD
Prior	6	57	9.5	38	0
Tullis	3	0	0.0	0	0
Robinson	2	86	43.0	68	0
Daniel	2	34	17.0	34	0
Jones	2	26	13.0	23	0
Davis	1	7	7.0	7	0
Cooks	1	2	2.0	2	0
Curry	1	0	0.0	0	0
Glasgow	1	0	0.0	0	0
Perryman	1	0	0.0	0	0
COLTS	20	212	10.6	68	0
OPPONENTS	16	181	11.3	45t	1

PUNTING	NO.	YDS.	AVG.	TB	IN20	LG	BLK.
Stark	61	2440	40.0	7	12	63	2
Kiel	12	440	36.7	1	3	50	0
Colquitt	2	61	30.5	0	0	33	1
COLTS	78	2941	37.7	8	15	63	3
OPPONENTS	82	3048	37.2	15	15	57	3

PUNT RETURNS	NO.	FC	YDS.	AVG.	LG	TD
Brooks	22	9	136	6.2	17	0
Johnson	9	2	42	4.7	12	0
Tullis	4	1	27	6.8	10	0
Simmons	2	0	5	2.5	5	0
Ahrens	1	0	0	0.0	0	0
COLTS	38	12	210	5.5	17	0
OPPONENTS	39	9	376	9.6	28	0

KICKOFF RETURNS	NO.	YDS.	AVG.	LG	TD
Bentley	22	500	22.7	45	0
Daniel	10	225	22.5	29	0
Wright	10	187	18.7	27	0
Johnson	6	98	16.3	28	0
Prior	3	47	15.7	22	0
Noble	2	35	17.5	18	0
Wonsley	1	19	19.0	19	0
Perryman	1	4	4.0	4	0
COLTS	55	1115	20.3	45	0
OPPONENTS	60	1068	17.8	40	0

SACKS: Colts 39.0; Opponents 24.0; Bickett 8-62; Thompson 5-42; Cooks 5-40; Darby 3-24; Thorp 3-17; Krauss 2-18; Wright 1-16; Hand 1-14; Mattiace 1-13; Prior 1-11; Elko 1-10; Benjamin 1-9; Perryman 1-9; Glasgow 1-8; Chatman 1-7; Bulluck 1-6; Leiding 1-4; Grimsley 1-3; Sally 1-0

USUAL STARTERS			
PRO BOWLERS IN BOLDFACE		DEFENSE	
WR	Bill Brooks	LDE	Donnell Thompson
LT	Chris Hinton	NT	Jerome Sallee
LG	Ben Utt	RDE	Jon Hand
C	Ray Donaldson	LDE	Johnnie Cooks
RG	Ron Solt	LILB	Cliff Odum
RT	Kevin Call	RILB	Barry Krauss
TE	Pat Beach	ROLB	Duane Bickett
WR	Matt Trause	LCB	Willie Tullis
QB	Jack Trudeau,	RDE	Eugene Daniel
	Gary Hogeboom	SS	Nesby Glasgow
RB	Eric Dickerson	FS	Freddie Robinson,
TE/RB	Tim Sherwin,		Mike Prior
	Albert Bentley	K	Dean Biasucci

PASSING	ATT.	COMP.	YDS.	PCT.	AVG./ATT.	TD	TD%	INT.	INT%	LG	SACKED	RATING
Trudeau	229	128	1587	55.9	6.93	6	2.6	6	2.6	55t	13/100	75.4
Hogeboom	168	99	1145	58.9	6.82	9	5.4	5	3.0	72t	8/63	85.0
Kiel	33	17	195	51.5	5.91	1	3.0	3	9.1	21t	0/0	41.9
Salisbury	12	8	68	66.7	5.67	0	0.0	2	16.7	11t	2/18	41.7
Nugent	5	3	47	60.0	9.40	0	0.0	0	0.0	21t	1/9	91.3
COLTS	447	255	3042	57.0	6.81	16	3.6	16	3.6	72t	24/190	75.0
OPPONENTS	501	250	3073	49.9	6.13	19	3.8					

1988

RECORD: 9-7 COACH: RON MEYER

SECOND – AFC EASTERN DIVISION

HOME: 6-2 AWAY: 3-5

DIV: 5-3 CONF: 7-5 NCONF: 2-2

*Sellout DATE	RESULTS	OPPONENT	ATTENDANCE
9/4 L 14-17 OT		HOUSTON	57,251
9/11 L 13-17		CHICAGO	*60,503
9/19 L 17-23		@ Cleveland	75,148
9/25 W 15-13		MIAMI	*59,638
10/2 L 17-21		@ New England	58,050
10/9 L 23-34		@ Buffalo	76,018
10/16 W 35-31		TAMPA BAY	53,135
10/23 W 16-0		@ San Diego	37,322
10/31 W 55-23		DENVER	*60,544
11/6 W 38-14		NEW YORK JETS	59,233
11/13 W 20-13		@ Green Bay	53,492
11/20 L 3-12		@ Minnesota	58,342
11/27 W 24-21		NEW ENGLAND	*58,157
12/4 W 31-28		@ Miami	45,236
12/10 L 16-34		@ New York Jets	46,284
12/18 W 17-14		BUFFALO	*59,908

TEAM STATISTICS	COLTS	OPP
TOTAL FIRST DOWNS	311	315
Rushing	153	109
Passing	130	184
Penalty	28	22
3rd Dwn. M/A/Pct.	64/186/34.4	88/204/43.1
4th Dwn. M/A/Pct.	11/20/55.0	9/16/56.3
TOTAL NET YARDS	4870	5296
Avg. Per Game	304.4	331.0
Total Plays	982	1016
Avg. Per Play	5.0	5.2
NET YARDS RUSHING	2249	1694
Avg. Per Game	140.6	105.9
Total Rushes	545	447
NET YARDS PASSING	2621	3602
Avg. Per Game	163.8	225.1
Tackled/Yards Lost	34/244	30/201
Gross Yards	2865	3803
Att./Completions	403/222	539/321
Completion Pct.	55.1	59.6
Had Intercepted	22	15
PUNTS/AVERAGE	64/43.5	68/39.4
NET PUNTING AVG.	34.5	33.6
PENALTIES/YARDS	89/657	118/965
FUMBLES/BALL LOST	20/8	32/20
TOUCHDOWNS	40	38
Rushing	23	14
Passing	15	21
Defense/Kicking	1/1	1/2
TIME OF POSSESSION	30:19	29:41

SCORE BY PERIODS	1	2	3	4	OT	TOTAL
COLTS	77	135	61	81	0	354
OPPONENTS	55	88	48	121	3	315

SCORING	TDR	TDPTDRT	PAT	FG	S	TP
Biasucci			39-40	25-32		114
Dickerson	14	1				
Verdin	4	1				30
Bouza	4					24
Bentley	2	1				18
Brooks	3					18
Chandler	3					18
Boyer	2	2				12
Turner	2					12
Daniel			1			6
Hogeboom	1					6
Wonsley	1					6
COLTS	23	15	2	39-40	25-32	0 354
OPPONENTS	14	21	3	36-38	17-25	0 315

FGS	1-19	20-29	30-39	40-49	50+	TOT.
Biasucci	0-0	8-8	5-6	6-10	6-8	25-32
COLTS	0-0	8-8	5-6	6-10	6-8	25-32
OPP.	1-1	7-9	4-6	5-7	0-2	17-25

Biasucci: (57)	(38,53)	(30)	(50,34,41,51,51,25)
(20)	(31,49,40,22)	(1)	(20,44,51)
(31,39,27)	(48,51)	(20,25)	(44,42)
(28)	(47)	(45)	(52,48)
OPP.:	(47,26,35)	(40,37)	(21,29,40)
(1)	(31)	(52,45,19)	(39)
(1)	(27)	(51)	(22,20)
(1)	(25,26,30,49)	(43,27)	(1)
(1)	(35,46)	(1)	

RUSHING	NO.	YDS.	AVG.	LG	TD
Dickerson	388	1659	4.3	41t	14
Bentley	45	230	5.1	20	2
Chandler	46	139	3.0	29t	3
Verdin	8	77	9.6	44	0
Brooks	5	62	12.4	38	0
Wonsley	26	48	1.8	4	1
Turner	16	42	2.6	14	2
Hogeboom	11	-8	-0.7	6	1
COLTS	545	2249	4.1	44	23
OPPONENTS	447	1694	3.8	29	14

RECEIVING	NO.	YDS.	AVG.	LG	TD
Brooks	54	867	16.1	53t	3
Dickerson	36	377	10.5	50t	1
Boyer	27	256	9.5	24t	2
Bentley	26	252	9.7	21	1
Beach	26	235	9.0	23	0
Bouza	25	342	13.7	28	4
Verdin	20	437	21.9	54	4
Bellini	5	64	12.8	25	0
Baldinger	1	37	37.0	37	0
Hinton	1	1	1.0	1	0
Donaldson	1	-3	-3.0	-3	0
COLTS	222	2865	12.9	58	15
OPPONENTS	321	3803	11.8	58	21

INTERCEPTIONS	NO.	YDS.	AVG.	LG	TD
Tullis	4	36	9.0	20	0
Prior	3	46	15.3	23	0
Bickett	3	7	2.3	7	0
Goode	2	53	26.5	35	0
Daniel	2	44	22.0	41t	1
Krauss	1	3	3.0	3	0
COLTS	15	189	12.6	41t	1
OPPONENTS	22	291	13.2	44t	1

PUNTING	NO.	YDS.	AVG.	TB	IN20	LG	BLK.
Stark	64	2784	43.5	8	15	65	0
COLTS	64	2784	43.5	8	15	65	0
OPPONENTS	68	2677	39.4	7	25	74	0

PUNT RETURNS	NO.	FC	YDS.	AVG.	LG	TD
Verdin	22	7	239	10.9	73t	1
Brooks	3	0	15	5.0	8	0
Prior	1	5	0	0.0	0	0
COLTS	26	12	254	9.8	73t	1
OPPONENTS	37	3	418	11.3	59t	1

KICKOFF RETURNS	NO.	YDS.	AVG.	LG	TD
Bentley	39	775	19.9	40	0
Verdin	7	145	20.7	32	0
Banks	4	56	14.0	20	0
Beach	1	35	35.0	35	0
Wright	1	22	22.0	22	0
COLTS	52	1033	19.9	40	0
OPPONENTS	67	1480	22.1	95t	1

SACKS: Colts 30.0; Opponents 34.0; Hand 5-34; Bickett 3.5-24; Thompson 3-30; Alston 3-22; Johnson 3-16; Darby 2-15; Armstrong 2-8; Odom 2-7; TEAM 2-16; Swoope 1-10; Herrod 1-9; Prior 1-6; Tullis 1-0; Wright 5-4

USUAL STARTERS			
PRO BOWLERS IN BOLDFACE		OFFENSE	DEFENSE
WR	Bill Brooks	LDE	Donnell Thompson
LT	Chris Hinton	NT	Joe Klecko
LG	Randy Dixon	RDE	Jon Hand
C	Ray Donaldson	LOLB	O'Brien Alston
RG	Ben Utt	LILB	Fredd Young
RT	Joel Patten	RILB	Barry Krauss
TE	Pat Beach	ROLB	Duane Bickett
WR	Clarence Verdin	LCB	Willie Tullis,
QB	Chris Chandler		Chris Goode
RB	Eric Dickerson	RCB	Eugene Daniel
H-B	Mark Boyer	SS	Freddie Robinson
		FS	Mike Prior

PASSING	ATT.	COMP.	YDS.	PCT.	AVG./ATT.	TD	TD%	INT.	INT%	LG	SACKED	RATING
Chandler	233	129	1619	55.4	6.95	8	3.4	12	5.2	54	18/128	67.2
Hogeboom	131	76	996	58.0	7.60	7	5.3	7	5.3	58	12/88	77.0
Trudeau	34	14	158	41.2	4.65	0	0.0	3	8.8	48	2/13	19.7
Turner	4	3	92	75.0	23.00	0	0.0	0	0.0	37	2/15	116.7
Bentley	1	0	0	0.0	0.00	0	0.0	0	0.0	0	0/0	39.6
COLTS	403	222	2865	55.1	7.11	15	3.7	22	5.5	58	34/244	67.3
OPPONENTS	539	321	3803	59.6	7.06	21	3.9	15	2.8	58	30/201	82.5

ADMINISTRATION
COACHING STAFF
FOOTBALL OPERATIONS
BUSINESS OPERATIONS
PLAYERS
2016 SEASON IN REVIEW
COLTS HISTORY
RECORDS
COLTS IN THE COMMUNITY



1989

RECORD: 8-8 COACH: RON MEYER
SECOND – AFC EASTERN DIVISION

HOME: 6-2 AWAY: 2-6

DIV: 4-4 CONF: 7-5 NCONF: 1-3

ADMINISTRATION
COACHING STAFF

FOOTBALL OPERATIONS

BUSINESS OPERATIONS

PLAYERS

2016 SEASON IN REVIEW

COLTS HISTORY

RECORDS

COLTS IN THE COMMUNITY

***Sellout**

DATE	RESULTS	OPPONENT	ATTENDANCE
9/10	L 24-30	SAN FRANCISCO	*60,111
9/17	L 17-31	@ Los Angeles Rams	63,995
9/24	W 13-9	ATLANTA	57,816
10/1	W 17-10	@ New York Jets	65,542
10/8	W 37-14	BUFFALO	*58,890
10/15	L 3-14	@ Denver	74,680
10/22	W 23-12	@ Cincinnati	57,642
10/29	L 20-23 OT	NEW ENGLAND	*59,356
11/5	L 13-19	@ Miami	52,680
11/12	L 7-30	@ Buffalo	79,256
11/19	W 27-10	NEW YORK JETS	*58,236
11/26	W 10-6	SAN DIEGO	*58,822
12/3	L 16-22	@ New England	32,234
12/10	W 23-17 OT	CLEVELAND	*58,550
12/17	W 42-13	MIAMI	*55,665
12/24	L 6-41	@ New Orleans	49,009

TEAM STATISTICS	COLTS	OPP
TOTAL FIRST DOWNS	273	336
Rushing	118	126
Passing	140	192
Penalty	15	18
3rd Dwn. M/A/Pct.	72/211/34.1	95/220/43.2
4th Dwn. M/A/Pct.	7/16/43.8	4/10/40.0

NET YARDS RUSHING	COLTS	OPP
Avg. Per Game	300.8	350.7
Total Plays	979	1109
Avg. Per Play	4.9	5.1
Avg. Per Game	115.8	129.8
Total Rushes	458	507

NET YARDS PASSING	COLTS	OPP
Avg. Per Game	185.0	220.9
Tackled/Yards Lost	28/174	46/384
Gross Yards	3134	3918
Att./Completions	493/253	556/322
Completion Pct.	51.3	57.9
Had Intercepted	17	21

PUNTS/AVERAGE	COLTS	OPP
NET PUNTING AVG.	32.9	34.5
PENALTIES/YARDS	89/704	103/772
FUMBLES/BALL LOST	33/10	34/15
TOUCHDOWNS	34	29
Rushing	11	10
Passing	18	15
Defense/Kicking	2/3	2/2
TIME OF POSSESSION	27:15	32:45

SCORE BY PERIODS	1	2	3	4	OT	TOTAL
COLTS	53	66	53	120	6	298
OPPONENTS	67	82	58	91	3	301

SCORING	TDR	TDPTDRT	PAT	FG	S	TP
Biasucci			31-32	21-27		94
Dickerson	7	1				48
Bentley	1	3	1			30
Brooks		4				24
Rison		4				24
Beach		2				12
Boyer		2				12
Trudeau	2					12
Verdin		1	1			12
Chandler	1					6
Dixon			1			6
Prior			1			6
Pruitt		1				6
Taylor			1			6
COLTS	11	18	5	31-33	21-27	0 298
OPPONENTS	10	15	4	29-29	32-43	1 301

FGS	1-19	20-29	30-39	40-49	50+	TOT.
Biasucci	2-2	6-6	9-10	3-5	1-4	21-27
COLTS	2-2	6-6	9-10	3-5	1-4	21-27
OPP.	2-2	10-10	8-12	10-17	2-2	32-43

Biasucci:	(50,31,52)	(19)	(25,29)	(38)	(32,46,25)
(49,55)	(27)	(32,39)	(36,48,33)	(1)	(41,23)
(45,37,31)	(22)	(18)	(53,35)	(1)	(41,23)
OPP.:	(38,26,31)	(40)	(19,34,27)	(26)	(40)
	(30,29,23,21)	(47,38,48,46,51)	(18)		
	(42,40,42,32)	(46,45)	(33,44,38)		
	(40,44,37,34,24,50,23)	(48,39,35)			
	(43,47,44)	(21,29)			

RUSHING	NO.	YDS.	AVG.	LG	TD
Dickerson	314	1311	4.2	21t	7
Bentley	75	299	4.0	22	1
Trudeau	35	91	2.6	17	2
Chandler	7	57	8.1	23	1
Hunter	13	47	3.6	11	0
Verdin	4	39	9.8	26	0
Rison	3	18	6.0	18	0
Ramsey	4	5	1.3	3	0
Brooks	2	-3	-1.5	0	0
Stark	1	-11	-11.0	-11	0
COLTS	458	1853	4.0	26	11
OPPONENTS	507	2077	4.1	27	10

RECEIVING	NO.	YDS.	AVG.	LG	TD
Brooks	63	919	14.6	55t	4
Rison	52	820	15.8	61	4
Bentley	52	525	10.1	61	3
Dickerson	30	211	7.0	22	1
Verdin	20	381	19.1	82t	1
Beach	14	87	6.2	17	2
Boyer	11	58	5.3	15	2
Weathers	6	62	10.3	19t	0
Pruitt	5	71	14.2	40	1
COLTS	253	3134	12.4	82t	18
OPPONENTS	322	3918	12.2	58t	15

INTERCEPTIONS	NO.	YDS.	AVG.	LG	TD
Taylor	7	225	32.1	80t	1
Prior	6	88	14.7	58t	1
Banks	2	13	6.5	11	0
Young	2	2	1.0	6	0
Daniel	1	34	34.0	34	0
Plummer	1	18	18.0	18	0
Bickett	1	6	6.0	6	0
Ball	1	5	5.0	5	0
COLTS	21	391	18.6	80t	2
OPPONENTS	17	345	20.3	82t	2

PUNTING	NO.	YDS.	AVG.	TB	IN20	LG	BLK.
Stark	79	3392	42.9	10	14	64	1
COLTS	80	3392	42.9	10	14	64	1
OPPONENTS	65	2702	41.6	7	19	58	2

PUNT RETURNS	NO.	FC	YDS.	AVG.	LG	TD
Verdin	23	5	296	12.9	49t	1
Rison	2	2	20	10.0	12	0
Washington	1	0	6	6.0	6	0
Prior	0	3	0	0.0	0	0
COLTS	26	10	322	12.4	49t	1
OPPONENTS	51	7	558	10.9	70t	1

KICKOFF RETURNS	NO.	YDS.	AVG.	LG	TD
Verdin	19	371	19.5	29	0
Bentley	17	328	19.3	29	0
Pruitt	12	257	21.4	49	0
Rison	8	150	18.8	30	0
Hunter	4	58	14.5	19	0
COLTS	60	1164	19.4	49	0
OPPONENTS	63	1208	19.2	48	0

SACKS: Colts 46.0; Opponents 28.0; Hand 10-85; Johnson 8.5-72.5; Bickett 8-66; Thompson 7-68; Young 2-18; Herrod 2-14; McDonald 2-13; Larson 1-15; TEAM 1-14; Armstrong 1-8; Banks 1-4; Plummer 1-4; Alston 1-1; Clancy .5-1.5

USUAL STARTERS PRO BOWLERS IN BOLDFACE

OFFENSE	DEFENSE
WR Bill Brooks	LDE Donnell Thompson
LT Chris Hinton	NT Harvey Armstrong
LG Randy Dixon	RDE Jon Hand
C Ray Donaldson	LOLB Chip Banks
RG Ben Utt	LILB Jeff Herrod
RT Kevin Call	RILB Freddy Young
TE Pat Beach	ROLB Duane Bickett
WR Andre Rison	LCB Chris Goode,
QB Jack Trudeau	John Baylor
RB Eric Dickerson	RCB Eugene Daniel
RB Albert Bentley	SS Michael Ball
	FS Mike Prior

PASSING	ATT.	COMP.	YDS.	PCT.	AVG./ATT.	TD	TD%	INT.	INT%	LG	SACKED	RATING
Trudeau	362	190	2317	52.5	6.40	15	4.1	13	3.6	71t	20/125	71.3
Chandler	80	39	537	48.8	6.71	2	2.5	3	3.8	82t	3/17	63.4
Ramsey	50	24	280	48.0	5.60	1	2.0	1	2.0	47t	4/26	63.8
Bentley	1	0	0	0.0	0.00	0	0.0	0	0.0	0	0/0	39.6
Dickerson	0	0	0	0.0	0.00	0	0.0	0	0.0	0	1/6	0.0
COLTS	493	253	3134	51.3	6.36	18	3.7	17	3.4	82t	28/174	69.1
OPPONENTS	556	322	3918	57.9	7.05	15	2.7	21	3.8	58t	46/384	73.0

1990

RECORD: 7-9 COACH: RON MEYER

THIRD – AFC EASTERN DIVISION

HOME: 3-5 AWAY: 4-4

DIV: 3-5 CONF: 5-7 NCONF: 2-2

***Sellout**

DATE	RESULTS	OPPONENT	ATTENDANCE
9/9	L 10-26	@ Buffalo	78,899
9/16	L 14-16	NEW ENGLAND	49,256
9/23	L 10-24	@ Houston	50,093
9/30	W 24-23	@ Philadelphia	62,067
10/7	W 23-19	KANSAS CITY	54,950
10/21	L 17-27	DENVER	*59,850
10/28	L 7-27	MIAMI	*58,213
11/5	L 7-24	NEW YORK GIANTS	*58,688
11/11	W 13-10	@ New England	28,924
11/18	W 17-14	NEW YORK JETS	47,283
11/25	W 34-20	@ Cincinnati	60,051
12/2	L 17-20	@ Phoenix	31,885
12/9	L 7-31	BUFFALO	53,268
12/16	W 29-21	@ New York Jets	41,423
12/22	W 35-28	WASHINGTON	58,173
12/30	L 17-23	@ Miami	59,547

TEAM STATISTICS

COLTS	OPP
TOTAL FIRST DOWNS	245
Rushing	81
Passing	142
Penalty	22
3rd Dwn. M/A/Pct.	56/185/30.3
4th Dwn. M/A/Pct.	11/18/61.1
TOTAL NET YARDS	4155
Avg. Per Game	259.7
Total Plays	874
Avg. Per Play	4.8
NET YARDS RUSHING	1282
Avg. Per Game	80.1
Total Rushes	335
NET YARDS PASSING	2873
Avg. Per Game	179.6
Tackled/Yards Lost	51/424
Gross Yards	3297
Att./Completions	488/269
Completion Pct.	55.1
Had Intercepted	21
PUNTS/AVERAGE	72/42.8
NET PUNTING AVG.	37.4
PENALTIES/YARDS	79/590
FUMBLES/BALL LOST	23/10
TOUCHDOWNS	33
Rushing	9
Passing	22
Defense/Kicking	2/0
TIME OF POSSESSION	26:27

SCORE BY PERIODS

	1	2	3	4	TOTAL
COLTS	47	68	85	81	281
OPPONENTS	87	128	43	95	353

SCORING	TDR	TDPTDRT	PAT	FG	S	TP
Biasucci			32-33	17-24		83
Bentley	4	2				36
Hester		6				36
Brooks		5				30
Morgan		5				30
Dickerson	4					24
Johnson		2				12
Beach		1				6
George	1					6
Goode			1			6
Grant			1			6
Verdin		1				6
COLTS	9	22	2	32-33	17-24	0 281
OPPONENTS	12	20	4	35-36	32-43	3 353

FGS	1-19	20-29	30-39	40-49	50+	TOT.
Biasucci	1-1	5-6	7-8	2-4	2-5	17-24
COLTS	1-1	5-6	7-8	2-4	2-5	17-24
OPP.	0-0	11-11	13-17	5-10	3-5	32-43

Biasucci:	(24,29)	(1)(33)	(41)	(38,21,42,18)	(32,43)
	(1)	(1)	(54,38)	(52,38)	(51,22,26)
	(49,52)	(1)	(35,20,37)	(1)	(39,55)
OPP.:	(29,44,31,37,43,47)	(49,39,27,25)	(36,30)	(22,49,44,31)	(37,39,32,44,35)
	(39,32,42)	(34,53)	(23,50)	(29)	(32,21,29,40)
	(32,39)	(25)	(40)	(50,53,56,29,27)	(36)

RUSHING	NO.	YDS.	AVG.	LG	TD
Dickerson	166	677	4.1	43	4
Bentley	137	556	4.1	26	4
Trudeau	10	28	2.8	9	0
Clark	7	10	1.4	11	0
Hester	4	9	2.3	10	0
George	11	2	0.2	6	1
COLTS	335	1282	3.8	43	9
OPPONENTS	513	2212	4.3	32	12

RECEIVING	NO.	YDS.	AVG.	LG	TD
Bentley	71	664	9.4	73	2
Brooks	62	823	13.3	75	5
Hester	54	924	17.1	64	6
Morgan	23	364	15.8	42	5
Dickerson	18	92	5.1	17	0
Verdin	14	178	12.7	45	1
Beach	12	124	10.3	21	1
Johnson	5	32	6.4	15	2
Clark	5	23	4.6	11	0
Simmons	4	33	8.3	12	0
Prior	1	40	40.0	40	0
COLTS	269	3297	12.3	75	22
OPPONENTS	301	3605	12.0	66	20

INTERCEPTIONS	NO.	YDS.	AVG.	LG	TD
Prior	3	66	22.0	36	0
Taylor	2	51	25.5	40	0
Grant	1	25	25.0	25	1
Herrod	1	12	12.0	12	0
Goode	1	10	10.0	10	0
Bickett	1	9	9.0	9	0
COLTS	9	173	19.2	40	1
OPPONENTS	21	221	10.5	35	1

PUNTING	NO.	YDS.	AVG.	TB	IN20	LG	BLK.
Stark	71	3084	43.4	3	24	61	1
COLTS	72	3084	43.4	3	24	61	1
OPPONENTS	58	2435	42.0	2	13	68	0

PUNT RETURNS	NO.	FC	YDS.	AVG.	LG	TD
Verdin	31	3	396	12.8	36	0
Grant	2	0	6	3.0	6	0
Prior	2	6	0	0.0	0	0
Daniel	1	0	0	0.0	0	0
COLTS	36	9	402	11.2	36	0
OPPONENTS	42	15	334	8.0	32	0

KICKOFF RETURNS	NO.	YDS.	AVG.	LG	TD
Simmons	19	348	18.3	34	0
Verdin	18	350	19.4	44	0
Grant	15	280	18.7	29	0
Bentley	11	211	19.2	36	0
Ball	1	0	0.0	0	0
Jarvis	1	0	0.0	0	0
COLTS	65	1189	18.3	44	0
OPPONENTS	49	961	19.6	38	0

SACKS: Colts 29.0; Opponents 51.0; Clancy 7.5-57; Herrod 4.5-35.5; Banks 4.5-25.5; Hand 3.5-27.5; Bickett 3.5-15; Faulkner 2-17; Siragusa 2-12; Thompson 1.5-13.5

**USUAL STARTERS
PRO BOWLERS IN BOLDFACE**

OFFENSE	DEFENSE
WR Bill Brooks	LDE Donnell Thompson
LT Zefross Moss	NT Harvey Armstrong
LG Randy Dixon	RDE Jon Hand
C Ray Donaldson	LOLB Chip Banks
RG Brian Baldinger	LILB Jeff Herrod
Pat Tomberlin	RILB Fredd Young
RT Kevin Call	ROLB Duane Bickett
Brian Baldinger	LCB Chris Goode
TE Pat Beach	RCB Eugene Daniel
WR Jessie Hester	SS Keith Taylor
QB Jeff George	FS Mike Prior
RB Eric Dickerson	PR Rohn Stark
RB Albert Bentley	KR Clarence Verdin

PASSING	ATT.	COMP.	YDS.	PCT.	AVG./ATT.	TD	TD%	INT.	INT%	LG	SACKED	RATING
George	334	181	2152	54.2	6.44	16	4.8	13	3.9	75	37/320	73.8
Trudeau	144	84	1078	58.3	7.49	6	4.2	6	4.2	73	14/104	78.4
Ferguson	8	2	21	25.0	2.63	0	0.0	2	25.0	13	0/0	0.0
Herrmann	1	1	6	100.0	6.00	0	0.0	0	0.0	6	0/0	91.7
Stark	1	1	40	100.0	40.00	0	0.0	0	0.0	40	0/0	118.8
COLTS	488	269	3297	55.1	6.76	22	4.5	21	4.3	75	51/424	73.3
OPPONENTS	492	301	3605	61.2	7.33	20	4.1	9	1.8	66	29/203	89.5

ADMINISTRATION
COACHING STAFF
FOOTBALL OPERATIONS
BUSINESS OPERATIONS
PLAYERS
2016 SEASON IN REVIEW
COLTS HISTORY
RECORDS
COLTS IN THE COMMUNITY



1991

RECORD: 1-15 COACH: RON MEYER (5), RICK VENTURI (11)

FIFTH – AFC EASTERN DIVISION

HOME: 0-8 AWAY: 1-7

DIV: 1-7 CONF: 1-11 NCONF: 0-4

***Sellout**

DATE	RESULTS	OPPONENT	ATTENDANCE
9/1	L 7-16	NEW ENGLAND	49,961
9/8	L 6-17	@ Miami	51,155
9/15	L 0-16	@ Los Angeles Raiders	40,287
9/22	L 24-33	DETROIT	53,396
9/29	L 3-31	@ Seattle	56,056
10/6	L 3-21	PITTSBURGH	55,383
10/13	L 6-42	@ Buffalo	79,015
10/20	L 6-17	NEW YORK JETS	53,025
11/3	L 6-10	MIAMI	55,899
11/10	W 28-27	@ New York Jets	44,792
11/17	L 17-31	CHICAGO	*60,519
11/24	L 10-14	Green Bay @ Milw.	42,132
12/1	L 0-31	CLEVELAND	*57,539
12/8	L 17-23	OT @ New England	20,131
12/15	L 7-35	BUFFALO	48,286
12/22	L 3-17	@ Tampa Bay	28,043

TEAM STATISTICS	COLTS	OPP
TOTAL FIRST DOWNS	236	305
Rushing	55	140
Passing	163	152
Penalty	18	13
3rd Dwn. M/A/Pct.	65/208/31.3	98/199/49.2
4th Dwn. M/A/Pct.	10/25/40.0	7/11/63.6
TOTAL NET YARDS	3748	5127
Avg. Per Game	234.3	320.4
Total Plays	923	961
Avg. Per Play	4.1	5.3
NET YARDS RUSHING	1169	2327
Avg. Per Game	73.1	145.4
Total Rushes	354	544
NET YARDS PASSING	2579	2800
Avg. Per Game	161.2	175.0
Tackled/Yards Lost	57/487	29/202
Gross Yards	3066	3002
Att./Completions	512/305	388/240
Completion Pct.	59.6	61.9
Had Intercepted	16	15
PUNTS/AVERAGE	82/42.6	59/41.4
NET PUNTING AVG.	34.8	36.2
PENALTIES/YARDS	85/689	88/645
FUMBLES/BALL LOST	32/15	21/13
TOUCHDOWNS	14	47
Rushing	3	23
Passing	10	22
Defense/Kicking	0/1	1/1
TIME OF POSSESSION	28:05	31:55
SCORE BY PERIODS	1 2 3 4 OT TOTAL	
COLTS	24 54 27 38 0 143	
OPPONENTS	96 106 88 85 6 381	

SCORING	TDR	TDPTDRT	PAT	FG	S	TP
Biasucci			14-14	15-26		59
Hester	5					30
Brooks	4					24
Dickerson	2	1				18
Manoa	1					6
Verdin		1				6
COLTS	3	10	1	14-14	15-26	0
143						
OPPONENTS	23	22	2	46-46	17-23	1

FGS	1-19	20-29	30-39	40-49	50+	TOT.
Biasucci	1-1	5-5	3-4	5-13	1-3	15-26
COLTS	1-1	5-5	3-4	5-13	1-3	15-26
OPP.	2-2	5-7	6-7	4-7	0-0	17-23

Biasucci:	(44,52,42,48)	(48,21)	(37,47)	(20)	(54)
	(19,54)	(26,29)	(42,34,49)	(45,47,25)	()
	(47)	(35,40)	()	(43,40)	()
	(39)				
OPP.:	(35,39,36)	(48)	(33,41,33)	(48,19)	(41)
	()	()	()	()	()
	(19)	(35,45,37)	(22,44,22,25)	(21)	(41,25)
	(24)	()	(28)		

RUSHING	NO.	YDS.	AVG.	LG	TD
Dickerson	167	536	3.2	28	2
Clark	114	366	3.2	25	0
Manoa	27	144	5.3	44	1
Johnson	22	94	4.3	15	0
George	16	36	2.3	13	0
Perkins	4	11	2.8	4	0
Verdin	1	4	4.0	4	0
Herrmann	1	-1	-1.0	-1	0
Huffman	1	-8	-8.0	-8	0
Stark	1	-13	-13.0	-13	0
COLTS	354	1169	3.3	44	3
OPPONENTS	544	2327	4.3	78t	23

RECEIVING	NO.	YDS.	AVG.	LG	TD
Brooks	72	888	12.3	46	4
Hester	60	753	12.6	49t	5
Johnson	42	344	8.2	24	0
Dickerson	41	269	6.6	26	1
Clark	33	245	7.4	23	0
Verdin	21	214	10.2	28	0
Mrosko	8	90	11.3	20	0
Bentley	7	42	6.0	11	0
Martin	5	79	15.8	25	0
Beach	5	56	11.2	27	0
Huffman	3	14	4.7	7	0
Perkins	3	-2	-0.7	3	0
Manoa	2	5	2.5	5	0
Thornton	1	38	38.0	38	0
Cash	1	18	18.0	18	0
Coley	1	13	13.0	13	0
COLTS	305	3066	10.1	49t	10
OPPONENTS	240	3002	12.5	84t	22

INTERCEPTIONS	NO.	YDS.	AVG.	LG	TD
Baylor	4	50	12.5	32	0
Prior	3	50	16.7	37	0
Daniel	3	22	7.3	12	0
Goode	2	27	13.5	27	0
Radecic	1	26	26.0	26	0
Herrad	1	25	25.0	25	0
Holloway	1	4	4.0	4	0
Taylor	0	-2	0.0	-2	0
COLTS	15	202	13.5	37	0
OPPONENTS	16	184	11.5	58	1

PUNTING	NO.	YDS.	AVG.	TB	IN20	LG	BLK
Stark	82	3492	42.6	6	14	65	0
COLTS	82	3492	42.6	6	14	65	0
OPPONENTS	59	2444	41.4	7	15	63	0

PUNT RETURNS	NO.	FC	YDS.	AVG.	LG	TD
Verdin	25	10	165	6.5	22	0
Grant	2	2	6	3.0	6	0
Prior	0	2	0	0.0	0	0
COLTS	27	14	171	6.3	22	0
OPPONENTS	47	14	516	11.0	59t	1

KICKOFF RETURNS	NO.	YDS.	AVG.	LG	TD
Verdin	36	689	19.1	88t	1
Martin	12	305	25.4	38t	0
Grant	3	20	6.7	10	0
McCloughan	2	35	17.5	19	0
McDonald	1	3	3.0	3	0
Mrosko	1	9	9.0	9	0
COLTS	55	1061	19.3	88t	1
OPPONENTS	33	573	17.4	50	0

SACKS: Colts 29.0; Opponents 57.0; Thompson 5-40; Hand 5-38; Bickett 5-30; Herrod 2.5-22.5; Clancy 2.5-17.5; Goode 2-13; Siragusa 2-12; anks 1-11; Curry 1-7; Holloway 1-7; Ball 1-2

USUAL STARTERS

	OFFENSE	DEFENSE
WR	Bill Brooks	LDE Donnell Thompson
LT	Zefross Moss	NT Travis Davis
LG	Randy Dixon	Tony Siragusa
C	Brian Baldinger	RDE Jon Hand
RG	William Schultz	LOLB Chip Banks
RT	Kevin Call	Scott Radecic
TE	Pat Beach	RILB Jeff Herrod
WR	Jessie Hester	ROLB Duane Bickett
QB	Jeff George	LCB Chris Goode
RB	Eric Dickerson	RCB Eugene Daniel
RB	Ken Clark	SS Michael Ball
	Anthony Johnson	FS Keith Taylor

PASSING	ATT.	COMP.	YDS.	PCT.	AVG./ATT.	TD	TD%
George	485	292	2910	60.2	6.00	10	2.1
Herrmann	19	11	137	57.9	7.21	0	0.0
Trudeau	7	2	19	28.6	2.71	0	0.0
Hilger	1	0	0	0.0	0.00	0	0.0
COLTS	512	305	3066	59.6	5.99	10	2.0
OPPONENTS	388	240	3002	61.9	7.74	22	5.7

INT.	INT%	LG	SACKED	RATING
12	2.5	49t	56/481	73.8
3	15.8	26t	0/0	40.8
1	14.3	11t	1/6	0.0
0	0.0	0	0/0	39.6
COLTS	16	3.1	49t	57/487
OPPONENTS	15	3.9	84t	29/202

ADMINISTRATION

COACHING STAFF

FOOTBALL OPERATIONS

BUSINESS OPERATIONS

PLAYERS

2016 SEASON IN REVIEW

COLTS HISTORY

RECORDS

COLTS IN THE COMMUNITY

1992

RECORD: 9-7 COACH: TED MARCHIBRODA

THIRD – AFC EASTERN DIVISION

HOME: 4-4 AWAY: 5-3

DIV: 5-3 CONF: 7-7 NCONF: 2-0

***Sellout**

DATE	RESULTS	OPPONENT	ATTENDANCE
9/6	W 14-3	CLEVELAND	50,766
9/13	L 10-20	HOUSTON	44,851
9/20	L 0-38	@ Buffalo	77,781
10/4	W 24-14	@ Tampa Bay	56,585
10/11	W 6-3 OT	NEW YORK JETS	48,393
10/18	L 14-34	SAN DIEGO	48,552
10/25	W 31-20	@ Miami	61,117
11/1	L 0-26	@ San Diego	40,324
11/8	L 0-28	MIAMI	*59,892
11/15	L 34-37 OT	NEW ENGLAND	42,631
11/22	L 14-30	@ Pittsburgh	51,101
11/29	W 16-13 OT	BUFFALO	50,221
12/6	W 6-0	@ New England	19,429
12/13	W 10-6	@ New York Jets	33,684
12/20	W 16-13	PHOENIX	46,763
12/27	W 21-17	@ Cincinnati	47,837

TEAM STATISTICS

	COLTS	OPP
TOTAL FIRST DOWNS	267	314
Rushing	70	129
Passing	174	164
Penalty	23	21
3rd Dwn. M/A/Pct.	75/210/35.7	70/197/35.5
4th Dwn. M/A/Pct.	5/8/62.5	6/15/40.0
TOTAL NET YARDS	4368	5074
Avg. Per Game	273.0	317.1
Total Plays	969	1004
Avg. Per Play	4.5	5.1
NET YARDS RUSHING	1102	2174
Avg. Per Game	68.9	135.9
Total Rushes	379	495
NET YARDS PASSING	3266	2900
Avg. Per Game	204.1	181.3
Tackled/Yards Lost	44/318	39/336
Gross Yards	3284	3256
Att./Completions	546/305	470/260
Completion Pct.	55.9	55.3
Had Intercepted	26	20
PUNTS/AVERAGE	83/44.8	71/42.5
NET PUNTING AVG.	39.3	37.3
PENALTIES/YARDS	122/958	101/836
FUMBLES/BALL LOST	24/11	28/15
TOUCHDOWNS	24	34
Rushing	8	16
Passing	13	14
Defense/Kicking	1/2	4/0
TIME OF POSSESSION	28:17	31:43

SCORE BY PERIODS	1	2	3	4	OT	TOTAL
COLTS	38	29	58	85	6	216
OPPONENTS	80	71	69	79	3	302

SCORING	TDR	TOP	TDRT	PAT	FG	S	TP
Biasucci				24-24	16-29		72
Culver	7	2					54
Cash		3					18
Johnson		3					12
Verdin			2				12
Arbuckle		1					6
Brooks		1					6
Emtman			1				6
George	1						6
Hester		1					6
Langhorne		1					6
Schultz			1				6
COLTS	8	13	3	24-24	16-29	0	216
OPPONENTS	16	14	4	33-34	21-28	1	302

FGS	1-19	20-29	30-39	40-49	50+	TOT.
Biasucci	0-0	3-3	6-11	6-12	1-3	16-29
COLTS	0-0	3-3	6-11	6-12	1-3	16-29
OPP.	2-2	8-9	6-10	3-4	2-3	21-28

Biasucci:	(1)	(37)	(48)	(45)	(45,38,31,47,47)	(44)
	(31,45,32)	(1)	(1)	(35,42,48,33)	(1)	
	(52,37,52,23,40)	(31,30,48)	(31)			
	(26,55,28,42)	(1)				

OPP.:	(38)	(20)	(27)	(29)	(20)	(39,52)	(49)	(35)
	(23,27)	(1)	(33)	(54)	(36,44,18)	(31,22,36)		
	(54,44)	(37)	(32,35,19)	(28,48)	(25)			

RUSHING	NO.	YDS.	AVG.	LG	TD
Johnson	178	592	3.3	19	0
Culver	121	321	2.7	36	7
Clark	40	134	3.4	13	0
Brooks	14	26	1.9	13	1
George	2	14	7.0	8	0
Carthon	4	9	2.3	5	0
Trudeau	13	6	0.5	5	0
Tupa	3	9	3.0	10	0
Herrmann	3	-2	-0.7	0	0
Langhorne	1	-7	-7.0	-7	0
COLTS	379	1102	2.9	36	8
OPPONENTS	495	2174	4.4	35	16

RECEIVING	NO.	YDS.	AVG.	LG	TD
Langhorne	65	811	12.5	34	2
Hester	52	792	15.2	81	1
Johnson	49	517	10.6	57	3
Brooks	44	468	10.6	26	1
Cash	43	521	12.1	41	2
Culver	26	210	8.1	27	3
Arbuckle	13	152	11.7	23	1
Clark	5	46	9.2	17	0
Verdin	3	37	12.3	21	0
Carthon	3	10	3.3	6	0
Prior	1	17	17.0	17	0
Schultz	1	3	3.0	3	1
COLTS	305	3584	11.8	81	13
OPPONENTS	260	3236	12.4	69	14

INTERCEPTIONS	NO.	YDS.	AVG.	LG	TD
Prior	6	44	7.3	19	0
Belsler	3	27	9.0	21	0
Goode	2	93	46.5	47	0
Stargell	2	26	13.0	15	0
Emtman	1	90	90.0	90	1
Bickett	1	14	14.0	14	0
Herrod	1	4	4.0	4	0
Banks	1	3	3.0	3	0
Baylor	1	1	1.0	1	0
Daniel	1	0	0.0	0	0
Radevic	1	0	0.0	0	0
COLTS	20	302	15.1	90	1
OPPONENTS	26	461	17.7	82	4

PUNTING	NO.	YDS.	AVG.	TB	IN20	LG	BLK
Stark	83	3716	44.8	7	22	64	0
COLTS	83	3716	44.8	7	22	64	0
OPPONENTS	71	3021	42.5	5	24	61	0

PUNT RETURNS	NO.	FC	YDS.	AVG.	LG	TD
Verdin	24	12	268	11.2	84	2
Prior	1	12	7	7.0	7	0
COLTS	25	24	275	11.0	84	2
OPPONENTS	45	18	313	7.0	24	0

KICKOFF RETURNS	NO.	YDS.	AVG.	LG	TD
Verdin	39	815	20.9	42	0
Ambrose	8	126	15.8	26	0
Clark	3	54	18.0	20	0
Vanderbeek	1	6	6.0	6	0
COLTS	51	1001	19.6	42	0
OPPONENTS	36	630	17.5	34	0

SACKS: Colts 39.0; Opponents 44.0; Banks 9-53; Bickett 6.5-47.5; Clancy 4.5-95.5; Baylor 3-53; Emtman 3-29; Siragusa 3-24; Coyatt 2-21; Herrod 2-21; Daniel 2-6; McCoy 1-10; Walker 1-9; Hand 1-5; McClendon 1-2

**USUAL STARTERS
PRO BOWLERS IN BOLDFACE**

OFFENSE	DEFENSE
WR Reggie Langhorne	LDE Steve Emtman
LT Zefross Moss	NT Tony Siragusa
LG Randy Dixon	RDE Jon Hand
C Ray Donaldson	LOLB Chip Banks
RG Ron Solt	LILB Scott Radevic
RT Kevin Call	QB Anthony Coyatt
TE Kerry Cash	RILB Jeff Herrod
WR Jessie Hester	ROLB Duane Bickett
QB Jeff George	LCB Chris Goode
RB Anthony Johnson	RCB Eugene Daniel
WR Bill Brooks	SS John Baylor
	FS Mike Prior
	P Rohn Stark
	KR Clarence Verdin

PASSING	ATT.	COMP.	YDS.	PCT.	AVG./ATT.	TD	TD%	INT.	INT%	LG	SACKED	RATING
George	306	167	1963	64.2	6.42	7	2.3	15	4.9	57	27/188	61.5
Trudeau	181	105	1271	58.0	7.02	4	2.2	8	4.4	81	11/85	68.6
Tupa	33	17	156	51.5	4.73	1	3.0	2	6.1	19	5/40	49.6
Herrmann	24	15	177	62.5	7.38	1	4.2	1	4.2	27	1/5	81.4
Stark	1	1	17	100.0	17.00	0	0.0	0	0.0	17	0/0	118.8
Johnson	1	0	0	0.0	0.00	0	0.0	0	0.0	0	0/0	39.6
COLTS	546	305	3584	55.9	6.56	13	2.4	26	4.8	81	44/318	64.1
OPPONENTS	470	260	3236	55.3	6.89	14	3.0	20	4.3	69	39/336	69.1



1993

RECORD: 4-12 COACH: TED MARCHIBRODA
FIFTH – AFC EASTERN DIVISION
HOME: 2-6 AWAY: 2-6
DIV: 2-6 CONF: 4-8 NCONF: 0-4

ADMINISTRATION
 COACHING STAFF
 FOOTBALL OPERATIONS
 BUSINESS OPERATIONS
 PLAYERS
 2016 SEASON IN REVIEW
 COLTS HISTORY
 RECORDS
 COLTS IN THE COMMUNITY

***Sellout**

DATE	RESULTS	OPPONENT	ATTENDANCE
9/5	L 20-24	MIAMI	51,858
9/12	W 9-6	@ Cincinnati	50,299
9/26	W 23-10	CLEVELAND	*59,654
10/3	L 13-35	@ Denver	74,958
10/10	L 3-27	DALLAS	*60,453
10/24	L 27-41	@ Miami	57,301
10/31	W 9-6	NEW ENGLAND	46,522
11/7	L 24-30	@ Washington	50,523
11/14	L 17-31	NEW YORK JETS	47,351
11/21	L 9-23	@ Buffalo	79,101
11/29	L 0-31	SAN DIEGO	54,110
12/5	W 9-6	@ New York Jets	45,799
12/12	L 6-20	@ New York Giants	70,411
12/19	L 10-20	PHILADELPHIA	44,952
12/26	L 0-38	@ New England	26,571
1/2	L 10-30	BUFFALO	43,028

TEAM STATISTICS	COLTS	OPP
TOTAL FIRST DOWNS	269	334
Rushing	151	151
Passing	180	166
Penalty	18	17
3rd Dwn. M/A/Pct.	61/209/29.2	85/206/41.3
4th Dwn. M/A/Pct.	9/22/40.9	8/12/66.7
TOTAL NET YARDS	4705	5638
Avg. Per Game	294.1	352.4
Total Plays	988	1050
Avg. Per Play	4.8	5.4
NET YARDS RUSHING	1288	2521
Avg. Per Game	80.5	157.6
Total Rushes	365	575
NET YARDS PASSING	3417	3117
Avg. Per Game	213.6	194.8
Tackled/Yards Lost	29/206	21/121
Gross Yards	3623	3238
Att./Completions	594/332	454/270
Completion Pct.	55.9	59.5
Had Intercepted	15	10
PUNTS/AVERAGE	83/43.3	71/40.2
NET PUNTING AVG.	35.9	36.1
PENALTIES/YARDS	94/685	87/610
FUMBLES/BALL LOST	34/20	25/11
TOUCHDOWNS	16	45
Rushing	4	20
Passing	10	22
Defense/Kicking	1/1	2/1
TIME OF POSSESSION	27:55	32:05

SCORE BY PERIODS	1	2	3	4	TOTAL
COLTS	19	60	29	81	189
OPPONENTS	96	96	98	88	378

SCORING	TDR	TOPTDRT	PAT	FG	S	TP
Biasucci				15-16	26-31	93
Culver	3	1	1			30
Cash		3				18
Langhorne		3				18
Dawkins		1				6
Herrod		1				6
Hester		1				6
Johnson	1					6
Verdin		1				6
COLTS	4	10	2	15-16	26-31	0 189
OPPONENTS	20	22	3	43-45	21-30	1 378

FGS	1-19	20-29	30-39	40-49	50+	TOT.
Biasucci	1-1	14-14	7-8	3-6	1-2	26-31
COLTS	1-1	14-14	7-8	3-6	1-2	26-31
OPP.	2-2	9-9	7-9	3-6	0-4	21-30

Biasucci:	(48 26 33)	(53 31 39 42)	(27 19 26)
	(28 28)	(27) (42)	(27 38 37)
	(26 22 37)	(53)	(42 24 38)
	(22 49)		(21 26)
	(39)		(39)

OPP.:	(20)	(35 23 35)	(32 52)	(53)	(30 32)
	(23 39 37)	(40 45 26)	(24)	(22)	(55)
	(36)	(52 28 19 48)	(1)	(21 25)	(19)
	(39 49 40)		(40)		(40)

RUSHING	NO.	YDS.	AVG.	LG	TD
Potts	179	711	4.0	34	0
Johnson	95	331	3.5	14	1
Culver	65	150	2.3	9	3
George	13	39	3.0	14	0
Verdin	3	33	11.0	29	0
Stark	1	11	11.0	11	0
Toner	2	6	3.0	6	0
Majkowski	2	4	2.0	4	0
Trudeau	5	3	0.6	2	0
COLTS	365	1288	3.5	34	4
OPPONENTS	575	2521	4.4	57t	20

RECEIVING	NO.	YDS.	AVG.	LG	TD
Langhorne	85	1038	12.2	72t	3
Hester	64	835	13.0	58	1
Johnson	55	443	8.1	36	0
Cash	43	402	9.3	37	3
Dawkins	26	430	16.5	68	1
Potts	26	189	7.3	24	0
Arbuckle	15	90	6.0	23	0
Culver	11	112	10.2	26	1
Cox	4	59	14.8	24	0
Verdin	2	20	10.0	19	1
Toner	1	5	5.0	5	0
COLTS	332	3623	10.9	72t	10
OPPONENTS	270	3238	12.0	77	22

INTERCEPTIONS	NO.	YDS.	AVG.	LG	TD
Buchanan	4	45	11.3	28	0
Baylor	3	11	3.7	7	0
Herrod	1	29	29.0	29	0
Daniel	1	17	17.0	17	0
Belsler	1	14	14.0	11	0
COLTS	10	116	11.6	29	0
OPPONENTS	15	247	16.5	56t	1

PUNTING NO.	YDS.	AVG.	TB	IN20	LG	BLK.
Stark	83	3595	43.3	13	18	65
COLTS	83	3595	43.3	13	18	65
OPPONENTS	71	2855	40.2	6	30	59

PUNT RETURNS	NO.	FC	YDS.	AVG.	LG	TD
Verdin	30	17	173	5.8	24	0
COLTS	30	17	173	5.8	24	0
OPPONENTS	41	12	352	8.6	71t	1

KICKOFF RETURNS	NO.	YDS.	AVG.	LG	TD
Verdin	50	1050	21.0	38	0
Culver	3	51	17.0	20	0
Butcher	2	2	1.0	2	0
Cash	1	11	11.0	11	0
Radecic	1	10	10.0	10	0
COLTS	57	1124	19.7	38	0
OPPONENTS	37	551	14.9	37	0

SACKS: Colts 21.0; Opponents 29.0; Hand 5.5-31; Bickett 3.5-22; Herrod 2-19; Peguese 2-12; Siragusa 1.5-5.5; McClendon 1.5-4.5; Ertman 1-8; Stargell 1-8; Sims 1-7; Clancy 1-3; Coryatt 1-0

USUAL STARTERS

OFFENSE	DEFENSE
WR Reggie Langhorne	LDE Skip McClendon
LT Will Wolford	LDT Sam Clancy
LG Randy Dixon	RD Tony Siragusa
C Kirk Lowdermilk	RDE Jon Hand
RG William Schultz	SLB Duane Bickett
RT Zefross Moss	MLB Quentin Coryatt
TE Kerry Cash	WLB Jeff Herrod
WR Jessie Hester	LCB Chris Goode
QB Jeff George	RCB Eugene Daniel
RB Anthony Johnson	SS John Baylor
RB Roosevelt Potts	FS Jason Belsler

PASSING	ATT.	COMP.	YDS.	PCT.	AVG./ATT.	TD	INT.	INT%	LG	SACKED	RATING
George	407	234	2526	57.5	6.21	8	2.0	6	72t	26/190	76.3
Trudeau	162	85	992	52.5	6.12	2	1.2	7	4.3	68t	2/11
Majkowski	24	13	105	54.2	4.38	0	0.0	1	4.2	17t	1/5
Johnson	1	0	0	0.0	0.00	0	0.0	1	100.0	0	0/0
COLTS	594	332	3623	55.9	6.10	10	1.7	15	2.5	72t	29/206
OPPONENTS	454	270	3238	59.5	7.13	22	4.8	10	2.2	77t	21/121

1994

RECORD: 8-8 COACH: TED MARCHIBRODA

THIRD – AFC EASTERN DIVISION

HOME: 5-3 AWAY: 3-5

DIV: 4-4 CONF: 8-6 NCONF: 0-2

*Sellout

DATE	RESULTS	OPPONENT	ATTENDANCE
9/4	W 45-21	HOUSTON	47,372
9/11	L 10-24	@ Tampa Bay	36,631
9/18	L 21-31	@ Pittsburgh	54,040
9/25	L 14-21	CLEVELAND	55,821
10/2	W 17-15	SEATTLE	49,876
10/9	L 6-16	@ New York Jets	64,934
10/16	W 27-17	@ Buffalo	79,404
10/23	L 27-41	WASHINGTON	*57,879
10/30	W 28-25	NEW YORK JETS	44,350
11/6	L 21-22	@ Miami	71,158
11/20	W 17-13	@ Cincinnati	55,566
11/27	L 10-12	NEW ENGLAND	43,839
12/4	W 31-19	@ Seattle	39,574
12/11	L 13-28	@ New England	57,656
12/18	W 10-6	MIAMI	*58,867
12/24	W 10-9	BUFFALO	38,458

TEAM STATISTICS

	COLTS	OPP
TOTAL FIRST DOWNS	252	311
Rushing	108	98
Passing	126	192
Penalty	18	21
3rd Dwn. M/A/Pct.	70/198/35.4	115/251/45.8
4th Dwn. M/A/Pct.	12/17/70.6	13/23/56.5
TOTAL NET YARDS	4413	5325
Avg. Per Game	275.8	332.8
Total Plays	899	1090
Avg. Per Play	4.9	4.9
NET YARDS RUSHING	2060	1646
Avg. Per Game	128.8	102.9
Total Rushes	495	463
NET YARDS PASSING	2353	3679
Avg. Per Game	147.1	229.9
Tackled/Yards Lost	28/166	29/218
Gross Yards	2519	3897
Att./Completions	376/217	598/354
Completion Pct.	57.7	59.2
Had Intercepted	14	18
PUNTS/AVERAGE	74/41.8	72/42.2
NET PUNTING AVG.	34.1	35.6
PENALTIES/YARDS	82/658	110/824
FUMBLES/BALL LOST	30/17	21/10
TOUCHDOWNS	37	34
Rushing	15	8
Passing	15	24
Defense/Kicking	5/2	2/0
TIME OF POSSESSION	28:31	31:29

SCORE BY PERIODS

COLTS	1	2	3	4	TOTAL
COLTS	82	86	73	66	307
OPPONENTS	48	81	59	132	320

SCORING	TDR	TOPTDRT	PAT	FG	S	TP
Biasucci			37-37	16-24		85
Faulk	11	1				72
Turner		6				36
Dawkins		5				30
Buchanan		3				18
Majkowski	3					18
Potts	1	1				12
Bennett			1			6
Brewer			1			6
Cash		1				6
Coryatt			1			6
Humphrey			1			6
Jackson		1				6
COLTS	15	15	7	37-37	16-24	0 307
OPPONENTS	8	24	2	29-29	27-34	1 320

2-POINT: Colts 0-0; Opponent 2-5

FGS	1-19	20-29	30-39	40-49	50+	TOT.
Biasucci	1-1	5-5	3-7	5-9	2-2	16-24
COLTS	1-1	5-5	3-7	5-9	2-2	16-24
OPP.	1-1	12-12	7-10	7-10	0-1	27-34

Biasucci:	(42)	(26)	(1)	(46)	(45)	(37,44,35)	(43,33)
	(50,28)	(1)	(32b)	(35)	(42,50)	(21)	(27,47)
	(40b,42,49)	(38b,31)	(22)				
OPP.:	(55)	(47)	(46)	(1)	(42,43,45)	(27,42,37)	(23)
	(21,27)	(26)	(33,31,20,34)	(29,46,34)			
	(22,37,25,42)	(37,31)	(36)	(33,19)			
	(49,20,21,24,46)						

RUSHING	NO.	YDS.	AVG.	LG	TD
Faulk	314	1282	4.1	52	11
Potts	77	336	4.4	52	1
Harbaugh	39	223	5.7	41	0
Humphrey	18	85	4.7	27	0
Warren	18	80	4.4	34	0
Majkowski	24	34	1.4	10	3
Nagle	1	12	12.0	12	0
Toner	1	11	11.0	11	0
Turner	3	-3	-1.0	5	0
COLTS	495	2060	4.2	52	15
OPPONENTS	463	1646	3.6	40	8

RECEIVING	NO.	YDS.	AVG.	LG	TD
Turner	52	593	11.4	28	6
Faulk	52	522	10.0	85t	1
Dawkins	51	742	14.5	49	5
Potts	26	251	9.7	30	1
Cash	16	190	11.9	24	1
Jackson	8	97	12.1	22	1
Warren	3	47	15.7	29	0
Humphrey	3	19	6.3	12	0
Bailey	2	30	15.0	23	0
Baker	2	15	7.5	10	0
Arbuckle	1	7	7.0	7	0
Etheredge	1	6	6.0	6	0
COLTS	217	2519	11.6	85t	15
OPPONENTS	354	3897	11.0	65t	24

INTERCEPTIONS	NO.	YDS.	AVG.	LG	TD
Buchanan	8	221	27.6	90t	3
Tate	3	51	17.0	30	0
Ambrose	2	50	25.0	42	0
Daniel	2	6	3.0	6	0
Belser	1	31	31.0	31	0
Humphrey	1	1	1.0	1	0
Watts	1	0	0.0	0	0
COLTS	18	360	20.0	90t	3
OPPONENTS	14	174	12.4	39	2

PUNTING NO.	YDS.	AVG.	TB	IN20	LG	BLK.
Stark	73	3092	42.4	10	22	60
COLTS	74	3092	41.8	10	22	60
OPPONENTS	72	3039	42.2	7	16	71

PUNT RETURNS	NO.	FC	YDS.	AVG.	LG	TD
Stark	42	8	339	8.1	75t	1
COLTS	42	8	339	8.1	75t	1
OPPONENTS	40	9	366	9.2	38	0

KICKOFF RETURNS	NO.	YDS.	AVG.	LG	TD
Humphrey	35	783	22.4	95t	1
Brewer	18	358	19.9	34	0
Warren	2	56	28.0	38	0
Etheredge	2	23	11.5	14	0
Radecic	1	17	17.0	17	0
Toner	1	8	8.0	8	0
Jackson	1	5	5.0	5	0
Gray	0	4	0.0	4	0
COLTS	60	1254	20.9	95t	1
OPPONENTS	65	1316	20.2	47	0

SACKS: Colts 29.0; Opponents 28.0; Bennett 9-82; McCoy 6-52; Siragusa 5-30; Alberts 2-13; Herrod 1-10; Nunn 1-10; McDonald 1-7; Buchanan 1-6; Majkowski 1-4; Noga 1-3; Emtman 1-1

USUAL STARTERS PRO BOWLERS IN BOLDFACE

OFFENSE	DEFENSE
WR Sean Dawkins	LDE Bernard Whittington
LT Will Wolford	LDT Tony McCoy
LG Randy Dixon	RT Tony Siragusa
C Kirk Lowdermilk	RDE Tony Bennett
RG Joe Staysniak	LLB Stephen Grant
RT Zefross Moss	MLB Jeff Herrod
TE Kerry Cash	RLB Quentin Coryatt
WR Floyd Turner	LCB Ray Buchanan
QB Jim Harbaugh	RCB Eugene Daniel
RB Marshall Faulk	SS David Tate
RB Roosevelt Potts	FS Jason Belser

PASSING	ATT.	COMP.	YDS.	PCT.	AVG./ATT.	TD	TD%	INT.	INT%	LG	SACKED	RATING
Harbaugh	202	125	1440	61.9	7.13	9	4.5	6	3.0	85t	17/72	85.8
Majkowski	152	84	1010	55.3	6.64	6	3.9	7	4.6	29t	9/76	69.8
Nagle	21	8	69	38.1	3.29	0	0.0	1	4.8	23t	2/18	27.7
Warren	1	0	0	0.0	0.00	0	0.0	0	0.0	0	0/0	39.6
COLTS	376	217	2519	57.7	6.70	15	4.0	14	3.7	85t	28/166	75.9
OPPONENTS	598	354	3897	59.2	6.52	24	4.0	18	3.0	65t	29/218	79.4

1995

RECORD: 9-7 COACH: TED MARCHIBRODA
SECOND – AFC EASTERN DIVISION

HOME: 5-3 AWAY: 4-4

DIV: 6-2 CONF: 7-5 NCONF: 2-2

***Sellout**

DATE	RESULTS	OPPONENT	ATTENDANCE
9/3 L	21-24 OT	CINCINNATI	42,445
9/10 W	27-24 OT	@ New York Jets	65,134
9/17 L	14-20	@ Buffalo	62,499
10/1 W	21-18	ST. LOUIS	58,616
10/8 W	27-24 OT	@ Miami	68,471
10/15 W	18-17	SAN FRANCISCO	*60,273
10/22 L	17-30	@ Oakland	53,543
10/29 W	17-10	NEW YORK JETS	49,250
11/5 L	10-16	BUFFALO	59,612
11/12 L	14-17	@ New Orleans	44,122
11/19 W	24-10	@ New England	58,544
11/26 W	36-28	MIAMI	*60,414
12/3 L	10-13	@ Carolina	49,841
12/10 W	41-31	@ Jacksonville	66,099
12/17 L	24-27	SAN DIEGO	55,318
12/23 W	10-7	NEW ENGLAND	54,685
12/31 W	35-20	@ San Diego	61,182
1/7 W	10-7	@ Kansas City	77,594
1/14 L	16-20	@ Pittsburgh	61,062

TEAM STATISTICS	COLTS	OPP
TOTAL FIRST DOWNS	281	304
Rushing	110	92
Passing	147	182
Penalty	24	30
3rd Dwn. M/A/Pct.	80/205/39.0	85/212/40.1
4th Dwn. M/A/Pct.	12/19/63.2	7/14/50.0
TOTAL NET YARDS	4919	5027
Avg. Per Game	307.4	314.2
Total Plays	961	1016
Avg. Per Play	5.1	4.9
NET YARDS RUSHING	1855	1457
Avg. Per Game	115.9	91.1
Total Rushes	478	418
NET YARDS PASSING	3064	3570
Avg. Per Game	191.5	223.1
Tackled/Yards Lost	49/309	29/169
Gross Yards	3373	3739
Att./Completions	434/270	569/336
Completion Pct.	62.2	59.1
Had Intercepted	11	13
PUNTS/AVERAGE	63/42.6	63/41.0
NET PUNTING AVG.	33.4	36.6
PENALTIES/YARDS	97/943	111/935
FUMBLES/BALL LOST	21/11	24/13
TOUCHDOWNS	37	34
Rushing	14	8
Passing	20	23
Defense/Kicking	2/1	1/2
TIME OF POSSESSION	31:37	28:23

SCORE BY PERIODS	1	2	3	4	OT	TOTAL
COLTS	78	98	52	97	6	331
OPPONENTS	75	86	74	78	3	316

SCORING	TDR	TD	TDRT	PAT	FG	2P	S	TP
Faulk	11	3						84
Blanchard					25-25	19-24		82
Turner		4					2	28
Bailey		3	1					24
Dilger		4						24
Cofer					9-9	4-9		21
Dawkins		3						18
Anderson		2						12
Harbaugh	2							12
Bennett			1				1	8
Daniel			1					6
Potts		1						6
Warren	1							6
COLTS	14	20	3	34-34	23-33	2	1	331
OPPONENTS	8	23	3	29-29	25-38	3	1	316

2-POINT: Colts 2-3; Opponent 3-5

FGS	1-19	20-29	30-39	40-49	50+	TOT.
Blanchard	0-0	7-7	6-12	8-12	2-2	23-33
Cofer	0-0	2-2	0-4	1-2	1-1	4-9
COLTS	0-0	7-7	6-12	8-12	2-2	23-33
OPP.	0-0	7-9	11-13	5-9	2-7	25-38

Cofer:	[27,40,42]	[36,20,38,52]	[39]	[39]	[]	[]	[]	[]	[]	[]	[]
Blanchard:	[21,27]	[32,46,45,41]	[36]	[29,31]	[47]	[22,44]	[36,39]	[42,50]	[44,35,30]		
OPP.:	[25,44,32,38,47]	[28]	[35,38]	[29]	[51,27,49]	[51,45]	[28,24,35,49]	[42]	[39,23,33,50,38]	[25]	[41]
	[]	[]	[]	[]	[]	[]	[]	[]	[]	[]	[]
	[27b,37]	[51,39,33,43]	[54,55,50]								

RUSHING	NO.	YDS.	AVG.	LG	TD
Faulk	289	1078	3.7	40	11
Potts	65	309	4.8	37	0
Harbaugh	52	235	4.5	21	2
Warren	47	152	3.2	42	1
Bailey	1	34	34.0	34	0
Workman	9	26	2.9	13	0
Erickson	9	14	1.6	15	0
Humphrey	2	6	3.0	5	0
Justin	3	1	0.3	2	0
Crockett	1	0	0.0	0	0
COLTS	478	1855	3.9	42	14
OPPONENTS	418	1457	3.5	30	8

RECEIVING	NO.	YDS.	AVG.	LG	TD
Faulk	56	475	8.5	34	3
Dawkins	52	784	15.1	52	3
Dilger	42	635	15.1	42	4
Turner	35	431	12.3	47	4
Bailey	21	379	18.0	45	3
Potts	21	228	10.9	52	1
Warren	17	159	9.4	18	0
Anderson	8	111	13.9	28	2
Stablein	8	95	11.9	16	0
Arbuckle	4	33	8.3	12	0
Crockett	2	35	17.5	19	0
Humphrey	2	11	5.5	6	0
Banta	1	6	6.0	6	0
Harbaugh	1	-9	-9.0	-9	0
COLTS	270	3373	12.5	52	20
OPPONENTS	336	3739	11.1	73t	23

INTERCEPTIONS	NO.	YDS.	AVG.	LG	TD
Daniel	3	142	47.3	97t	1
Ambrose	3	12	4.0	7	0
Buchanan	2	60	30.0	60	0
Gray	1	10	10.0	10	0
Grant	1	9	9.0	9	0
Watts	1	9	9.0	9	0
Coryatt	1	6	6.0	6	0
Belser	1	0	0.0	0	0
COLTS	13	248	19.1	97t	1
OPPONENTS	11	156	14.2	49t	1

PUNTING NO.	YDS.	AVG.	TB	IN20	LG	BLK.
Gardocki	63	2681	42.6	7	16	69
COLTS	63	2681	42.6	7	16	69
OPPONENTS	63	2580	41.0	4	19	57

PUNT RETURNS	NO.	FC	YDS.	AVG.	LG	TD
Buchanan	16	4	113	7.1	17	0
Bronson	13	6	79	6.1	32	0
Stablein	0	2	0	0.0	0	0
COLTS	29	12	192	6.6	32	0
OPPONENTS	37	5	436	11.8	62	0

KICKOFF RETURNS	NO.	YDS.	AVG.	LG	TD
Bailey	21	495	23.6	95t	1
Humphrey	21	453	21.6	64	0
Warren	15	315	21.0	34	0
Morrison	2	6	3.0	6	0
Bronson	1	31	31.0	31	0
Buchanan	1	22	22.0	22	0
Belser	1	15	15.0	15	0
Radecic	1	-5	-5.0	-5	0
COLTS	63	1332	21.1	95t	1
OPPONENTS	68	1546	22.7	84t	1

SACKS: Colts 29.0; Opponents 49.0; Bennett 10.5-67.5; Johnson 4.5-26; McCoy 2.5-15.5; Coryatt 2.5-5; Siragusa 2-14; Grant 2-13; Whittington 2-11; Alberts 2-9; Buchanan 1-8

USUAL STARTERS

PRO BOWLERS IN BOLDFACE

OFFENSE	DEFENSE
WR Sean Dawkins	LDE Bernard Whittington
LT Will Wolford	LDT Tony McCoy
LG Randy Dixon	RDT Tony Siragusa
C Kirk Lowdermilk	RDE Tony Bennett
RG Joe Staysniak	LLB Stephen Grant
RT Jason Mathews	MLB Jeff Herrod
TE Ken Dilger	RLB Quentin Coryatt
WR Floyd Turner	LCB Ray Buchanan
QB Jim Harbaugh	RCB Eugene Daniel
RB Marshall Faulk	SS David Tate
RB Roosevelt Potts	FS Jason Belser

PASSING	ATT.	COMP.	YDS.	PCT.	AVG./ATT.	TD	TD%	INT.	INT%	LG	SACKED	RATING
Harbaugh	314	200	2575	63.7	8.20	17	5.4	5	1.6	52t	36/219	100.7
Erickson	83	50	586	60.2	7.06	3	3.6	4	4.8	39t	10/68	73.7
Justin	36	20	212	55.6	5.89	0	0.0	2	5.6	20t	3/22	49.8
Gardocki	1	0	0	0.0	0.00	0	0.0	0	0.0	0	0/0	39.6
COLTS	434	270	3373	62.2	7.77	20	4.6	11	2.5	52t	49/309	91.1
OPPONENTS	569	336	3739	59.1	6.57	23	4.0	13	2.3	73t	29/169	82.6

ADMINISTRATION

COACHING STAFF

FOOTBALL OPERATIONS

BUSINESS OPERATIONS

PLAYERS

2016 SEASON IN REVIEW

COLTS HISTORY

RECORDS

COLTS IN THE COMMUNITY

1996

RECORD: 9-7 COACH: LINDY INFANTE
THIRD – AFC EASTERN DIVISION
HOME: 6-2 AWAY: 3-5
DIV: 4-4 CONF: 6-6 NCONF: 3-1

***Sellout**

DATE	RESULTS	OPPONENT	ATTENDANCE
9/1	W 20-13	ARIZONA	48,133
9/8	W 21-7	@ New York Jets	63,534
9/15	W 25-24	@ Dallas	63,021
9/23	W 10-6	MIAMI	*60,891
10/6	L 13-16 OT	@ Buffalo	79,401
10/13	W 26-21	BALTIMORE	*56,978
10/20	L 9-27	NEW ENGLAND	*58,725
10/27	L 16-31	@ Washington	54,254
11/3	L 19-26	SAN DIEGO	*58,484
11/10	L 13-37	@ Miami	66,623
11/17	W 34-29	NEW YORK JETS	48,322
11/24	L 13-27	@ New England	58,226
12/1	W 13-10 OT	BUFFALO	*53,804
12/5	W 37-10	PHILADELPHIA	52,689
12/15	W 24-19	@ Kansas City	71,136
12/22	L 24-31	@ Cincinnati	49,389
12/29	L 14-42	@ Pittsburgh	58,078

TEAM STATISTICS

	COLTS	OPP
TOTAL FIRST DOWNS	288	305
Rushing	89	108
Passing	172	189
Penalty	27	8
3rd Dwn M/A/Pct	81/215 37.7	88/221 39.8
4th Dwn M/A/Pct	5/12 41.7	11/15 73.3
TOTAL NET YARDS	4744	5403
Avg. Per Game	296.5	337.7
Total Plays	1000	1022
Avg. Per Play	4.7	5.3
NET YARDS RUSHING	1448	1760
Avg. Per Game	90.5	110.0
Total Rushes	420	459
NET YARDS PASSING	3296	3643
Avg. Per Game	206.0	227.7
Tackled/Yds Lost	43/248	29/182
Gross Yards	3544	3825
Att./Completions	537/311	534/318
Completion Pct.	57.9	59.6
Had Intercepted	11	13
PUNTS/AVERAGE	68/45.7	81/43.5
NET PUNTING AVG.	39.0	36.3
PENALTIES/YARDS	76/615	121/970
FUMBLES/BALL LOST	24/13	20/10
TOUCHDOWNS	30	38
Rushing	9	12
Passing	16	25
Defense/Kicking	4/1	0/1
TIME OF POSSESSION	30:44	29:16

SCORE BY PERIODS

	1	2	3	4	OT	TOTAL
COLTS	57	94	65	98	3	317
OPPONENTS	60	123	66	82	3	334

SCORING	TDR	TDP	TDR/T	PAT	FG	2P	S	TP
Blanchard					27-27	36-40		135
Harrison		8						48
Faulk	7							42
Dilger		4						24
Belser			2					12
Bailey		1						6
Crockett		1						6
Daniel			1					6
Dawkins			1					6
Harbaugh	1							6
Herrod			1					6
Pollard		1						6
Stablein		1						6
Warren	1							6
Dent							1	2
COLTS	9	16	5	27-27	36-40	0	1	317
OPPONENT	12	25	1	33-34	23-28	0	1	334

2-Point: Colts 0-3; Opponent 1-4

FGS	1-19	20-29	30-39	40-49	50+	TOT.
Blanchard	1-1	11-11	8-9	11-14	5-5	36-40
COLTS	1-1	11-11	8-9	11-14	5-5	36-40
OPP.	0-0	12-12	7-7	3-6	1-3	23-28

Blanchard:	(23 40)	(1)	(23 25 52 43)	(18)	(46 44 41)		
	(27 30)	(21 35 38)	(21 49 42 51)				
	(47 39 33 20)	(48 22)	(25 49 37 50)				
	(42 50)	(33 41 25 49)	(30 42 51)	(22)	(32)		
OPP.:	(24 29 46)	(1)	(52 40 57)	(24 29 53)			
	(42 37 39)	(1)	(44 36)	(20)	(28 30 47 22)		
	(44)	(23)	(26 22)	(24)	(31)	(30 30)	(25)

RUSHING	NO.	YDS.	AVG.	LG	TD
Faulk	198	587	3.0	43	7
Warren	67	230	3.4	53	1
Harbaugh	48	192	4.0	21	1
Groce	46	184	4.0	24	0
Crockett	31	164	5.3	25	0
Workman	24	70	2.9	11	0
Harrison	3	15	5.0	15	0
Justin	2	7	3.5	6	0
Bell	1	-1	-1.0	-1	0
COLTS	420	1448	3.4	53	9
OPPONENTS	459	1760	3.8	32t	12

RECEIVING	NO.	YDS.	AVG.	LG	TD
Harrison	64	836	13.1	41	8
Faulk	56	428	7.6	30t	0
Dawkins	54	751	13.9	42	1
Dilger	42	503	12.0	51	4
Warren	22	174	7.9	17	0
Bailey	18	302	16.8	40	0
Stablein	18	192	10.7	30t	1
Groce	13	106	8.2	24	0
Crockett	11	96	8.7	32	1
Pollard	6	86	14.3	48t	1
Workman	4	36	9.0	18	0
Stock	2	24	12.0	13	0
Doering	1	10	10.0	10	0
COLTS	311	3544	11.4	51	16
OPPONENTS	318	3825	12.0	95t	25

INTERCEPTIONS	NO.	YDS.	AVG.	LG	TD
Belser	4	81	20.3	44t	2
Daniel	3	35	11.7	35t	1
Buchanan	2	32	16.0	32	0
Herrod	1	68	68.0	68t	1
Watts	1	21	21.0	21	0
Morrison	1	20	20.0	20	0
Alberts	1	19	19.0	19	0
COLTS	13	276	21.2	68t	4
OPPONENTS	11	133	12.1	36	0

PUNTING NO.	YDS.	AVG.	TB	IN20	LG	BLK.
Gardocki	68	3105	45.7	2	23	61
COLTS	68	3105	45.7	2	23	61
OPPONENTS	81	3525	43.5	7	22	65

PUNT RETURNS	NO.	FC	YDS.	AVG.	LG	TD
Harrison	18	9	177	9.8	31	0
Buchanan	12	3	201	16.8	82	0
Stablein	6	2	56	9.3	30	0
Stock	5	1	13	2.6	9	0
COLTS	41	15	447	10.9	82	0
OPPONENTS	38	15	413	10.9	71	0

KICKOFF RETURNS	NO.	YDS.	AVG.	LG	TD
Bailey	43	1041	24.2	95t	0
Stock	12	254	21.2	28	1
Warren	3	54	18.0	18	0
Buchanan	1	20	20.0	20	0
Groce	1	18	18.0	18	0
Hetherington	1	16	16.0	16	0
COLTS	61	1403	23.0	95t	1
OPPONENTS	67	1666	24.9	70	0

SACKS: Colts 29.0; Opponents 43.0; Dent 6.5-42; Bennett 6-26; McCoy 5-36; Whittington 3-23; Siragusa 2-21; Belser 1-7; Alexander 1-6; Grant 1-5; Martin 1-5; Tate 1-3; Team 1-2; Buchanan 0.5-6

USUAL STARTERS
PRO BOWLERS IN BOLDFACE

OFFENSE	DEFENSE
WR Sean Dawkins	LDE Bernard Whittington
LT Kipp Vickers	LDT Tony McCoy
	Troy Auzerine
LG Doug Widell	RDT Tony Siragusa
C Kirk Lowdermilk	RDE Tony Bennett
RG Eric Mahlum	LLB Stephen Grant
RT Jason Mathews	MLB Jeff Herrod
TE Ken Dilger	RLB Quentin Coryatt,
	Steve Morrison
WR Marvin Harrison	LCB Ray Buchanan
QB Jim Harbaugh	RCB Eugene Daniel
RB Marshall Faulk	SS David Tate
RB Cliff Groce	FS Jason Belser
K Cary Blanchard	P Chris Gardocki

PASSING	ATT.	COMP.	YDS.	PCT.	AVG./ATT.	TD	TD%	INT.	INT%	LG	SACKED	RATING
Harbaugh	405	232	2630	57.3	6.49	13	3.2	11	2.7	51t	36/190	76.3
Justin	127	74	839	58.3	6.61	2	1.6	0	0.0	38t	7/158	83.4
Bell	5	5	75	100.0	15.00	1	20.0	0	0.0	30t	0/110	158.3
COLTS	537	311	3544	57.9	6.60	16	3.0	11	2.0	51t	43/248	79.2
OPPONENTS	534	318	3825	59.6	7.16	25	4.7	13	2.4	95t	29/182	87.0



1997

RECORD: 3-13 COACH: LINDY INFANTE

FIFTH – AFC EASTERN DIVISION

HOME: 2-6 AWAY: 1-7

DIV: 2-6 CONF: 2-10 NCONF: 1-3

ADMINISTRATION

COACHING STAFF

FOOTBALL OPERATIONS

BUSINESS OPERATIONS

PLAYERS

2016 SEASON IN REVIEW

COLTS HISTORY

RECORDS

COLTS IN THE COMMUNITY

*Sellout	DATE	RESULTS	OPPONENT	ATTENDANCE
	8/31	L 10-16	@ Miami	70,813
	9/7	L 6-31	NEW ENGLAND	53,632
	9/14	L 3-31	SEATTLE	49,194
	9/21	L 35-37	@ Buffalo	55,340
	10/5	L 12-16	NEW YORK JETS	48,295
	10/12	L 22-24	@ Pittsburgh	57,925
	10/20	L 6-9	BUFFALO	*61,139
	10/26	L 19-35	@ San Diego	63,177
	11/2	L 28-31	TAMPA BAY	58,512
	11/9	L 13-28	CINCINNATI	58,473
	11/16	W 41-38	GREEN BAY	*60,928
	11/23	L 10-32	@ Detroit	62,803
	11/30	L 17-20	@ New England	58,507
	12/7	W 22-14	@ New York Jets	61,168
	12/14	W 41-0	MIAMI	*61,282
	12/21	L 28-39	@ Minnesota	54,107

TEAM STATISTICS	COLTS	OPP
TOTAL FIRST DOWNS	301	280
Rushing	109	95
Passing	171	163
Penalty	21	22
3rd Dwn M/A/Pct	83/219 37.9	83/199 41.7
4th Dwn M/A/Pct	10/20 50.0	4/14 28.6
TOTAL NET YARDS	4869	4854
Avg. Per Game	304.3	303.4
Total Plays	1035	928
Avg. Per Play	4.7	5.2
NET YARDS RUSHING	1727	2034
Avg. Per Game	107.9	127.1
Total Rushes	450	438
NET YARDS PASSING	3142	2820
Avg. Per Game	196.4	176.3
Tackled/Yds Lost	62/418	37/247
Gross Yards	3560	3067
Att./Completions	523/317	453/261
Completion Pct.	60.6	57.6
Had Intercepted	17	12
PUNTS/AVERAGE	67/45.3	64/46.1
NET PUNTING AVG.	36.2	39.1
PENALTIES/YARDS	106/880	102/861
FUMBLES/BALL LOST	23/11	23/13
TOUCHDOWNS	31	46
Rushing	10	18
Passing	16	26
Defense/Kicking	4/1	1/1
TIME OF POSSESSION	32:56	27:04

SCORE BY PERIODS	1	2	3	4	OT	TOTAL
COLTS	62	103	50	98	0	313
OPPONENTS	74	141	65	121	0	401

SCORING	TDR	TDP	TDRT	PAT	FG	2P	S	TP
Blanchard			21-21	32-41				117
Faulk	7	1						48
Harrison	6				2			40
Bailey	3							18
Dilger	3							18
Dawkins	2							12
Warren	2							12

PASSING	ATT.	COMP.	YDS.	PCT.	AVG./ATT.	TD	TD%
Harbaugh	309	189	2060	61.2	6.67	10	3.2
Justin	140	83	1046	59.3	7.47	5	3.6
Holcomb	73	45	454	61.6	6.22	1	1.4
Warren	1	0	0	0.0	0.00	0	0.0
COLTS	523	317	3560	60.6	6.81	16	3.1
OPPONENTS	453	261	3067	57.6	6.77	26	5.7

Stablein	1				1	8
Alexander	1					6
Belser	1					6
Blackmon	1					6
Crockett	1					6
Fontenot	1					6
McElroy	1					6
Pollard					1	2
Team						1 2
COLTS	10	16	5	21-21	32-41	4 1 313
OPPONENT	18	26	2	42-44	27-31	0 1 401
2-Point:	Colts 4-10; Opponent 0-2					

FGS	1-19	20-29	30-39	40-49	50+	TOT.
Blanchard	0-0	9-9	12-14	10-15	1-3	32-41
COLTS	0-0	9-9	12-14	10-15	1-3	32-41
OPP	2-2	10-10	8-9	4-6	3-4	27-31

Blanchard:	(42, 45, 58, 35)/(45,38/46)
	(39,36,49,22,25) (48/37,27,35,42)
	(51,39,32)/(43,36,30) (30,42,45)
	(42,42,41,35,20)/(35/24,42)
	(38,20,42/21,50/27,21)
OPP:	(23,34,19/21/27/27/53,37,23/23)
	(22,47,32/27/45,35,34,31,45,40b/36i)
	(18) (38,52,55/32,48/42/50/29,25)

RUSHING	NO.	YDS.	AVG.	LG	TD
Faulk	264	1054	4.0	45	7
Crockett	95	300	3.2	20	1
Harbaugh	36	206	5.7	18	0
Warren	28	80	2.9	11	2
Groce	10	66	6.6	29	0
Bailey	3	20	6.7	18	0
Holcomb	5	5	1.0	3	0
Justin	6	2	0.3	3	0
Potts	1	1	1.0	1	0
Harrison	2	-7	-3.5	0	0
COLTS	450	1727	3.8	45	10
OPPONENTS	438	2034	4.6	80	18

RECEIVING	NO.	YDS.	AVG.	LG	TD
Harrison	73	866	11.9	44	6
Dawkins	68	804	11.8	51	2
Faulk	47	471	10.0	58	1
Dilger	27	380	14.1	43	3
Bailey	26	329	12.7	22	3
Stablein	25	253	10.1	30	1
Warren	20	192	9.6	31	0
Crockett	15	112	7.5	19	0
Pollard	10	116	11.6	28	0
Slutzker	3	22	7.3	11	0
Doering	2	12	6.0	8	0
Glenn	1	3	3.0	3	0
COLTS	317	3560	11.2	58	16
OPPONENTS	261	3067	11.8	74	26

INTERCEPTIONS	NO.	YDS.	AVG.	LG	TD
Belser	2	121	60.5	50t	1
Coryatt	2	3	1.5	3	0
C. Gray	2	0	0.0	0	0
Alexander	1	43	43.0	43t	1
Mathis	1	31	31.0	31	0
Johnson	1	18	18.0	18	0
Clark	1	14	14.0	14	0
Blackmon	1	2	2.0	2	0
Morrison	1	2	2.0	2	0
COLTS	12	234	19.5	52t	2
OPPONENTS	17	285	16.8	43	0

PUNTING	NO.	YDS.	AVG.	TB	IN20	LG	BLK.
Garlocki	67	3034	45.3	6	18	72	0
COLTS	67	3034	45.3	6	18	72	0
OPPONENTS	64	2948	46.1	10	14	65	0

PUNT RETURNS	NO.	FC	YDS.	AVG.	LG	TD
Stablein	17	9	133	7.8	20	0
Jacquet	13	0	96	7.4	17	0
Bailey	1	0	19	19.0	19	0
Harrison	0	1	0	0.0	0	0
COLTS	31	10	248	8.0	20	0
OPPONENTS	43	8	491	11.4	63	0

KICKOFF RETURNS	NO.	YDS.	AVG.	LG	TD
Bailey	55	1206	21.9	61	0
Jacquet	8	156	19.5	27	0
Hetherington	2	23	11.5	23	0
Neal	1	23	23.0	23	0
Warren	1	19	19.0	19	0
Groce	1	15	15.0	15	0
COLTS	68	1442	21.2	61	0
OPPONENTS	64	1544	24.1	53	1

SACKS: Colts 37.0; Opponents 62.0; Footman 10.5-65.5; Johnson 4.5-38; Fontenot 4.5-28; Bennett 3-13; Blackmon 3-22; McCoy 2.5-21.5; Conyatt 2-7; Montgomery 1-16; Alexander 1-12; Shello 1-8; Belser 1-7; Burroughs 1-5; Morrison 1-4; Team 1-0

USUAL STARTERS

OFFENSE		DEFENSE	
WR	Sean Dawkins	LDE	Al Fontenot
LT	Adam Meadows	LDT	Tony McCoy
LG	Doug Widell	RDE	Ellis Johnson
C	Jay Leeuwenburg	RDE	Dan Footman
RG	Tarik Glenn	LLB	Elijah Alexander, Steve Morrison
RT	Tony Mandarich	MLB	Stephen Grant
TE	Ken Dilger	RLB	Quentin Conyatt
WR	Marvin Harrison	LCB	Carlton Gray
QB	Jim Harbaugh	RCB	Damon Watts, Detric Mathis
RB	Marshall Faulk	SS	Robert Blackmon
RB	Zack Crockett	FS	Jason Belser

	INT.	INT%	LG	SACKED	RATING
Blanchard	4	1.3	58	41/256	86.2
Faulk	5	3.6	44	10/186	79.6
Holcomb	8	11.0	41	11/176	44.3
Warren	0	0.0	0	0/110	39.6
COLTS	17	3.3	58	62/418	77.6
OPPONENTS	12	2.6	74	37/247	86.4

1998

RECORD: 3-13 COACH: JIM MORA
FIFTH – AFC EASTERN DIVISION
HOME: 3-5 AWAY: 0-8
DIV: 1-7 CONF: 3-9 NCONF: 0-4

*Sellout	DATE	RESULTS	OPPONENT	ATTENDANCE
	9/6	L 15-24	MIAMI	*60,587
	9/13	L 6-29	@ New England	60,068
	9/20	L 6-44	@ New York Jets	79,469
	9/27	L 13-19 OT	NEW ORLEANS	48,480
	10/4	W 17-12	SAN DIEGO	51,988
	10/11	L 24-31	BUFFALO	52,938
	10/18	L 31-34	@ San Francisco	68,486
	11/1	L 16-21	NEW ENGLAND	58,066
	11/8	L 14-27	@ Miami	73,400
	11/15	W 24-23	NEW YORK JETS	55,520
	11/22	L 11-34	@ Buffalo	49,032
	11/29	L 31-38	@ Baltimore	68,898
	12/6	L 21-28	@ Atlanta	61,141
	12/13	W 39-26	CINCINNATI	55,179
	12/20	L 23-27	@ Seattle	58,703
	12/27	L 19-27	CAROLINA	58,182

TEAM STATISTICS	COLTS	OPP
TOTAL FIRST DOWNS	298	341
Rushing	77	131
Passing	190	181
Penalty	31	29
3rd Down: M/A/Pct.	71/202 35.1	89/208 42.8
4th Down: M/A/Pct.	4/10 40.0	3/9 33.3
TOTAL NET YARDS	5116	5832
Avg. Per Game	319.8	364.5
Total Plays	982	1043
Avg. Per Play	5.2	5.6
NET YARDS RUSHING	1486	2566
Avg. Per Game	92.9	160.4
Total Rushes	384	544
NET YARDS PASSING	3630	3266
Avg. Per Game	226.9	204.1
Tackled/Yards Lost	22/109	38/321
Gross Yards	3739	3497
Att./Completions	576/326	461/275
Completion Pct.	56.6	59.7
Had Intercepted	28	8
PUNTS/AVERAGE	79/45.4	68/44.6
NET PUNTING AVG.	37.1	36.6
PENALTIES/YARDS	106/853	108/917
FUMBLES/BALL LOST	10/5	29/11
TOUCHDOWNS	33	52
Rushing	7	20
Passing	26	27
Defense/Kicking	0/0	3/2
POSSESSION AVG.	27:47	32:13

SCORE BY PERIODS	1	2	3	4	OT	TOTAL
COLTS	105	69	47	89	0	310
OPPONENTS	60	170	61	147	6	444

SCORING	TDR	TDP	TDR	PAT	FG	2P	S	TP
Vanderjagt				23-23	27-31			104
Faulk	6	4						60
Harrison		7						44
Small		7						42
Pollard		4						28
Warren	1	1						12
Dilger		1			1			8
Green		1						6
Pathon		1						0
COLTS	7	26	0	23-23	27-32	1	0	304
OPPONENTS	20	27	4	44-45	28-37	0	0	434
2-Point: Colts 4-10, Opponents 2-6								

FGS	1-19	20-29	30-39	40-49	50+	TOT.
Vanderjagt	1-1	8-8	4-4	8-9	6-9	27-31
COLTS	1-1	8-8	4-4	8-9	6-9	27-31
OPP.	1-1	12-13	5-5	8-12	2-6	28-37

Vanderjagt:	(51,27,20)	(43,24)	(52,19)	(48,40)	(51,40)
	22,33	43,41	38,53	50	(31,63)
	(27)	(53,52)	(50)	(32,48,20)	(22,28,47,42)
OPP.:	(22,51)	(19,23,52,42)	(36)	(22,20)	(50,47,25)
	(53,39)	(27,43,24)	(1)	(23,37)	(40,25,47)
	(35,24)	(43,48,47)	(47)	(41,26)	(42,53,52,30)
	(44,27)	(44,27)			

RUSHING	NO.	YDS.	AVG.	LG	TD
Faulk	324	1319	4.1	68t	6
Manning	15	62	4.1	15	0
Warren	25	61	2.4	14	1
Elias	8	24	3.0	8	0
Heyward	6	15	2.5	8	0
Crockett	2	5	2.5	5	0
Small	1	2	2.0	2	0
Pathon	3	-2	-0.7	4	0
COLTS	384	1486	3.9	68t	7
OPPONENTS	544	2566	4.7	51	20

RECEIVING	NO.	YDS.	AVG.	LG	TD
Faulk	86	908	10.6	78t	4
Harrison	59	776	13.2	61t	7
Pathon	50	511	10.2	45	1
Small	45	681	15.1	53	7
Dilger	31	303	9.8	27	1
Pollard	24	309	12.9	44t	4
Green	15	177	11.8	25	1
Warren	11	44	4.0	12	1
Elias	1	11	11.0	11	0
Heyward	1	9	9.0	9	0
Banta	1	7	7.0	7	0
Greene	1	2	2.0	2	0
Crockett	1	1	1.0	1	0
COLTS	326	3739	11.5	78t	26
OPPONENTS	275	3497	12.7	82t	27

INTERCEPTIONS	NO.	YDS.	AVG.	LG	TD
Clark	1	30	30.0	30	0
Montgomery	1	22	22.0	22	0
Belsler	1	19	19.0	19	0
Blackmon	1	14	14.0	14	0
Alexander	1	12	12.0	12	0
Barber	1	0	0.0	0	0
Burris	1	0	0.0	0	0
Poole	1	0	0.0	0	0
COLTS	8	97	12.1	30	0
OPPONENTS	28	353	12.6	59t	2

PUNTING NO.	YDS.	AVG.	TB	IN20	LG	BLK.
Gardocki	79	3583	45.4	10	23	62
COLTS	79	3583	45.4	10	23	62
OPPONENTS	68	3032	44.6	10	21	73

PUNT RETURNS	NO.	FC	YDS.	AVG.	LG	TD
Bailey	19	4	176	9.3	33	0
Poole	12	6	107	8.9	16	0
Belsler	1	0	53	53.0	53	0
McGuire	2	1	4	2.0	4	0
COLTS	34	11	340	10.0	53	0
OPPONENTS	42	16	451	10.7	40	0

KICKOFF RETURNS	NO.	YDS.	AVG.	LG	TD
Bailey	34	759	22.3	44	0
Elias	14	317	22.6	29	0
Warren	8	152	19.0	26	0
Hetherington	5	71	14.2	20	0
McGuire	4	75	18.8	28	0
Clark	3	38	12.7	15	0
Dilger	1	14	14.0	14	0
Pollard	1	4	4.0	4	0
Morrison	1	2	2.0	2	0
COLTS	71	1432	20.2	44t	0
OPPONENTS	65	1687	26.0	99t	1

SACKS: Colts 38.0; Opponents 22.0; Johnson 8-34; McCoy 6-27; Berry 4-27; Whittington 4-23; Chester 3-19; Barber 2-26; Montgomery 2-23; Tuinei 2-12; Belsler 1-13; Chorak 1-7; Morrison 1-6; Shello 1-6; Blackmon 1-1; Fontenot 1-0

USUAL STARTERS PRO BOWLERS IN BOLDFACE

OFFENSE	DEFENSE
WR Jerome Pathon	LDE Bernard Whittington
LT Tarik Glenn	LDT Tony McCoy
LG Steve McKinney	RDT Ellis Johnson
C Jay Leeuwenburg	RDE Bertrand Berry
RG Tony Manderich	LLB Steve Morrison
RT Adam Meadows	MLB Jeff Herrod
TE Ken Dilger	Michael Barber
WR Marvin Harrison	RLB Elijah Alexander
QB Peyton Manning	LCB Jeff Burris
RB Marshall Faulk	RCB Tyrone Poole
H-B Marcus Pollard	SS Robert Blackmon
	FS Jason Belsler

PASSING	ATT.	COMP.	YDS.	PCT.	AVG./ATT.	TD	TD%	INT.	INT%	LG	SACKED	RATING
Manning	575	326	3739	56.7	6.50	26	4.5	28	4.9	78t	22/109	71.2
Small	1	0	0	0.0	0.00	0	0.0	0	0.0	0	0/0	39.6
TEAM	576	326	3739	56.6	6.49	26	4.5	28	4.9	78t	22/109	71.1
OPPONENTS	461	275	3497	59.7	7.59	27	5.9	8	1.7	82t	38/231	95.7



1999

RECORD: 13-3 COACH: JIM MORA
FIRST – AFC EASTERN DIVISION
HOME: 7-1 AWAY: 6-2
DIV: 5-3 CONF: 9-3 NCONF: 4-0

ADMINISTRATION

COACHING STAFF

FOOTBALL OPERATIONS

BUSINESS OPERATIONS

PLAYERS

2016 SEASON IN REVIEW

COLTS HISTORY

RECORDS

COLTS IN THE COMMUNITY

*Sellout			
DATE	RESULTS	OPPONENT	ATTENDANCE
9/12	W 31-14	BUFFALO	*56,238
9/19	L 28-31	@ New England	59,640
9/26	W 27-19	@ San Diego	56,942
10/10	L 31-34	MIAMI	*56,810
10/17	W 16-13	@ New York Jets	78,112
10/24	W 31-10	CINCINNATI	*55,996
10/31	W 34-24	DALLAS	*56,860
11/7	W 25-17	KANSAS CITY	*56,689
11/14	W 27-19	@ New York Giants	78,081
11/21	W 44-17	@ Philadelphia	65,521
11/28	W 13-6	NEW YORK JETS	*56,689
12/5	W 37-34	@ Miami	74,096
12/12	W 20-15	NEW ENGLAND	*56,975
12/19	W 24-21	WASHINGTON	*57,013
12/26	W 29-28	@ Cleveland	72,618
1/2	L 6-31	@ Buffalo	61,959
1/16	L 16-19	TENNESSEE	*57,097

TEAM STATISTICS	COLTS	OPP
TOTAL FIRST DOWNS	327	304
Rushing	89	92
Passing	200	192
Penalty	38	20
3rd Down: M/A/Pct.	73/186 39.2	73/208 35.1
4th Down: M/A/Pct.	2/6 33.3	7/16 43.8
TOTAL NET YARDS	5726	5221
Avg. Per Game	357.9	326.3
Total Plays	979	1008
Avg. Per Play	5.8	5.2
NET YARDS RUSHING	1680	1715
Avg. Per Game	103.8	107.2
Total Rushes	419	406
NET YARDS PASSING	4066	3506
Avg. Per Game	254.1	219.1
Tackled/Yards Lost	14/116	41/269
Gross Yards	4182	3775
Att./Completions	546/338	561/328
Completion Pct.	61.9	58.5
Had Intercepted	17	10
PUNTS/AVERAGE	60/41.1	83/41.4
NET PUNTING AVG.	60/30.6	83/35.3
PENALTIES/YARDS	81/683	130/1093
FUMBLES/BALL LOST	25/11	22/13
TOUCHDOWNS	46	36
Rushing	15	12
Passing	26	21
Defense/Kicking	2/3	3/0
POSSESSION AVG.	30.45	29.15

SCORE BY PERIODS	1	2	3	4	OT	TOTAL
COLTS	112	114	88	109	0	423
OPPONENTS	51	109	63	110	0	333

SCORING	TDR	TDP	TDR/T	PAT	FG	2P	3P	TP
Vanderjagt				43-43	34-38			145
James	13	4						102
Harrison	12					1		74
Wilkins	4	3						42
Pollard	4							24
Dilger	2							12
Manning	2							12
Blevins			1					6
Cota			1					6
COLTS	15	26	5	43-43	34-38	1	0	423
OPPONENTS	12	21	3	31-31	26-29	2	0	333

2-Point: Colts 1-3, Opponents 2-5

FGS	1-19	20-29	30-39	40-49	50+	TOT.
Vanderjagt	2-2	10-10	11-13	10-11	1-2	34-38
COLTS	2-2	10-10	11-13	10-11	1-2	34-38
OPP.	1-1	9-9	11-11	4-7	1-1	26-29

Vanderjagt:	(45,35)(36,35,55,42)(41,31,18,27)
	(22,37b)(43,30,33,27)(47,34,29,37)(40,35)
	(45,29,34)(22,37)(44,48,53)(28,31)(43)
	(41,19,21)(27,24)
OPP:	(36,29)(26)(50)(37,27,21,43)(43,45,39)
	(32)(24)(38,47)(33,42)(48,33,30)
	(31,32)(28,28,26)(23,32,49b)(19)

RUSHING	NO.	YDS.	AVG.	LG	TD
James	369	1553	4.2	72	13
Manning	35	73	2.1	13	2
Elias	13	28	2.2	8	0
Harrison	1	4	4.0	4	0
Wilkins	1	2	2.0	2	0
COLTS	419	1660	4.0	72	15
OPPONENTS	406	1715	4.2	28	12

RECEIVING	NO.	YDS.	AVG.	LG	TD
Harrison	115	1663	14.5	57	12
James	62	586	9.5	54	4
Wilkins	42	565	13.5	80	4
Dilger	40	479	12.0	30	2
Pollard	34	374	11.0	33	4
Green	21	287	13.7	50	0
Pathon	14	163	11.6	38	0
Shields	4	37	9.3	21	0
Elias	4	16	4.0	7	0
Jones	1	8	8.0	8	0
Greene	1	4	4.0	4	0
COLTS	338	4182	12.4	80	26
OPPONENTS	328	3775	11.5	62	21

INTERCEPTIONS	NO.	YDS.	AVG.	LG	TD
Poole	3	85	28.3	38	0
Blevins	2	115	57.5	74t	1
Burris	2	83	41.5	55	0
Wooten	1	4	4.0	4	0
Randolph	1	0	0.0	0	0
R. Thomas	1	0	0.0	0	0
COLTS	10	287	28.7	74t	1
OPPONENTS	17	189	11.1	37	2

PUNTING	NO.	YDS.	AVG.	TB	IN20	LG	BLK.
Smith	58	2467	42.5	8	16	61	2
COLTS	60	2467	41.1	8	16	61	2
OPPONENTS	83	3437	41.4	6	24	59	0

PUNT RETURNS	NO.	FC	YDS.	AVG.	LG	TD
Wilkins	41	17	388	9.5	39t	1
Pathon	0	1	0	0.0	0	0
COLTS	41	18	388	9.5	39t	1
OPPONENTS	29	7	469	16.2	76	0

KICKOFF RETURNS	NO.	YDS.	AVG.	LG	TD
Wilkins	51	1134	22.2	97t	1
Pathon	6	123	20.5	31	0
Elias	5	82	16.4	21	0
Muhammad	2	41	20.5	22	0
Austin	1	0	0.0	0	0
Greene	1	14	14.0	14	0
Shields	1	3	3.0	3	0
Belsler	0	0	0.0	0	0
COLTS	67	1397	20.9	97t	1
OPPONENTS	83	1822	22.0	50	0

SACKS: Colts 41.0; Opponents 14.0; Bratzke 12-70; E. Johnson 7.5-46.5; Bennett 5-31; Peterson 3-23; M. Thomas 3-23; Burris 2-12; King 1.5-3.5; Chester 1-18; Royal 1-13; Belsler 1-7; Whittington 1-7; Berry 1-6; Poole 1-5; Blevins 1-4

USUAL STARTERS			
PRO BOWLERS IN BOLDFACE		OFFENSE	DEFENSE
WR	Terrence Wilkins	LDE	Shawn King
LT	Tarik Glenn	LDT	Bernard Whittington
LG	Steve McKinney	RDT	Ellis Johnson
C	Larry Moore	RDE	Chad Bratzke
RG	Waverly Jackson	LLB	Cornelius Bennett
RT	Adam Meadows	MLB	Michael Barber
TE	Ken Dilger	RLB	Mike Peterson
WR	Marvin Harrison	LCB	Jeff Burris
QB	 Peyton Manning	RCB	Tyrone Poole
RB	 Edgerrin James	SS	Chad Cota
TE	Marcus Pollard	FS	Jason Belsler

PASSING	ATT.	COMP.	YDS.	PCT.	AVG./ATT.	TD	TD%	INT.	INT%	LG	SACKED	RATING
Manning	533	331	4135	62.1	7.76	26	4.9	15	2.8	80t	14/116	90.7
Walsh	13	7	47	53.8	3.62	0	0.0	2	15.4	11	0/0	22.4
COLTS	546	338	4182	61.9	7.66	26	4.8	17	3.1	80t	14/116	88.5
OPPONENTS	561	328	3775	58.5	6.73	21	3.7	10	1.8	62t	41/269	83.9

2000

RECORD: 10-6 COACH: JIM MORA
SECOND – AFC EASTERN DIVISION

HOME: 6-2 AWAY: 4-4
DIV: 5-3 CONF: 8-4 NCONF: 2-2

***Sellout**

DATE	RESULTS	OPPONENT	ATTENDANCE
9/3	W 27-14	@ Kansas City	78,357
9/10	L 31-38	OAKLAND	*56,769
9/25	W 43-14	JACKSONVILLE	*56,816
10/1	W 18-16	@ Buffalo	72,617
10/8	L 16-24	@ New England	60,292
10/15	W 37-24	@ Seattle	63,593
10/22	W 30-23	NEW ENGLAND	*56,828
10/29	W 30-18	DETROIT	*56,971
11/5	L 24-27	@ Chicago	66,944
11/12	W 23-15	NEW YORK JETS	*56,657
11/19	L 24-26	@ Green Bay	59,869
11/26	L 14-17	MIAMI	*56,935
12/3	L 17-27	@ New York Jets	78,138
12/11	W 44-20	BUFFALO	*56,671
12/17	W 20-13	@ Miami	73,884
12/24	W 31-10	MINNESOTA	*56,672
12/30	L 17-23 OT	@ Miami	73,193

TEAM STATISTICS

	COLTS	OPP
TOTAL FIRST DOWNS	357	310
Rushing	111	109
Passing	213	177
Penalty	33	24
3rd Down: M/A/Pct.	94/201 46.8	84/217 38.7
4th Down: M/A/Pct.	9/10 90.0	10/14 71.4
TOTAL NET YARDS	6141	5357
Avg. Per Game	383.8	334.8
Total Plays	1026	1018
Avg. Per Play	6.0	5.3
NET YARDS RUSHING	1859	1935
Avg. Per Game	116.2	120.9
Total Rushes	435	446
NET YARDS PASSING	4282	3422
Avg. Per Game	267.6	213.9
Tackled/Yards Lost	20/131	42/252
Gross Yards	4413	3674
Att./Completions	571/357	530/317
Completion Pct.	62.5	59.8
Had Intercepted	15	14
PUNTS/AVERAGE	65/44.7	82/42.7
NET PUNTING AVG.	65/36.4	82/36.2
PENALTIES/YARDS	89/866	103/820
FUMBLES/BALL LOST	20/14	16/8
TOUCHDOWNS	50	37
Rushing	14	13
Passing	33	22
Defense/Kicking	3/0	1/1
POSSESSION AVG.	29:33	30:27

SCORE BY PERIODS	1	2	3	4	OT	TOTAL
COLTS	73	117	84	155	0	429
OPPONENTS	52	106	86	82	0	326

SCORING	TD	TDP	TDRT	PAT	FG	2P	S	TP
Vanderjagt				46-46	25-27			121
James	13	5				1		110
Harrison								84
Pollard						1		20
Dilger								18
Pathon								18
Wilkins	3							18
Burris			1					6
Finn		1						6
Green		1						6
Holsey		1						6
Manning	1							6
Muhammad			1					6
Bratzke							1	2
J. Williams								2

COLTS	14	33	3	46-46	25-27	2	2	129
OPPONENTS	13	22	2	33-33	21-28	1	1	126

2-Point: Colts 2-4, Opponents 3-4

FGS	1-19	20-29	30-39	40-49	50+	TOT.
Vanderjagt	1-1	6-6	13-13	5-6	0-1	25-27
COLTS	1-1	6-6	13-13	5-6	0-1	25-27
OPP.	1-1	11-14	4-4	4-6	1-3	21-28

Vanderjagt:	(23,40)/(47,31)/(41,22)(45)
	(33,33,34)/(23,38,40)(36)/(19)
	(26,38,35)(38)(59)(32)(37,23,39)
	(48,31)(28)
OPP:	(50,24)/(19,30,27)(21)(21,51)
	(27,26,28)(29,21)(41,37)(47,51)
	(42,28)(28)(49,45,21)(29,46)
	(25,31)(31)

RUSHING	NO.	YDS.	AVG.	LG	TD
James	387	1709	4.4	30	13
Manning	37	116	3.1	14	1
Gordon	4	13	3.3	6	0
Smith	1	11	11.0	11	0
Wilkins	3	8	2.7	6	0
Pathon	1	3	3.0	3	0
Finn	1	1	1.0	1	0
al-Jabbar	1	-2	-2.0	-2	0
COLTS	435	1859	4.3	30	14
OPPONENTS	446	1935	4.3	55	13

RECEIVING	NO.	YDS.	AVG.	LG	TD
Harrison	102	1413	13.9	78t	14
James	63	594	9.4	60	5
Pathon	50	646	12.9	38	3
Dilger	47	538	11.4	32	3
Wilkins	43	569	13.2	43t	3
Pollard	30	439	14.6	50t	3
Green	18	201	11.2	34t	1
Finn	4	13	3.3	6	1
COLTS	357	4413	12.4	78t	33
OPPONENTS	317	3674	11.6	50	22

INTERCEPTIONS	NO.	YDS.	AVG.	LG	TD
Burris	4	38	9.5	27t	1
Macklin	2	35	17.5	35	0
Peterson	2	8	4.0	5	0
Cota	2	3	1.5	3	0
Muhammad	1	40	40.0	40t	1
Poole	1	1	1.0	1	0
Washington	1	1	1.0	1	0
Johnson	1	-1	-1.0	-1	0
COLTS	14	125	8.9	40t	2
OPPONENTS	15	212	14.1	43	1

PUNTING	NO.	YDS.	AVG.	TB	IN20	LG	BLK.
Smith	65	2906	44.7	9	20	65	0
COLTS	65	2906	44.7	9	20	65	0
OPPONENTS	82	3503	42.7	9	20	70	1

PUNT RETURNS	NO.	FC	YDS.	AVG.	LG	TD
Wilkins	29	13	240	8.3	36	0
P. Williams	7	1	108	15.4	40	0
Muhammad	2	0	4	2.0	4	0
COLTS	38	14	352	9.3	40	0
OPPONENTS	28	21	357	12.8	80	0

KICKOFF RETURNS	NO.	YDS.	AVG.	LG	TD
Pathon	26	583	22.4	48	0
Wilkins	15	279	18.6	30	0
P. Williams	12	238	19.8	29	0
Muhammad	2	45	22.5	26	0
Holsey	1	10	10.0	10	0
Dilger	1	0	0.0	0	0
Macklin	1	0	0.0	0	0
COLTS	58	1155	19.9	48	0
OPPONENTS	73	1736	23.8	92t	1

SACKS: Colts 42.0; Opponents 20.0; Bratzke 7.5-69; M. Thomas 5.0-32; Belsler 5.0-25; Johnson 5.0-25; Burris 3.0-19; J. Williams 3.0-18.5; Bennett 3.0-17; Chester 2.5-7.5; Washington 2.0-13; Scioli 2.0-7; Holsey 2.0-6; Hollier 1.0-7; Whittington 1.0-6

USUAL STARTERS PRO BOWLERS IN BOLDFACE

OFFENSE	DEFENSE
WR Jerome Pathon	LDE Bernard Holsey
LT Tarik Glenn	LDT Bernard Whittington
LG Steve McKinney	RDT Ellis Johnson
C Jeff Saturday	RDE Chad Bratzke
RT Larry Moore	LLB Cornelius Bennett
RG Adam Meadows	MLB Dwight Hollier
TE Ken Dilger	RLB Mike Peterson
WR Marvin Harrison	LCB Jeff Burris
QB Peyton Manning	RCB Tyrone Poole
RB Edgerin James	SS Chad Cota
TE Marcus Pollard	FS Jason Belsler

PASSING	ATT.	COMP.	YDS.	PCT.	AVG./ATT.	TD	TD%	INT.	INT%	LG	SACKED	RATING
Manning	571	357	4413	62.5	7.73	33	5.8	15	2.6	78t	20/131	94.7
COLTS	571	357	4413	62.5	7.73	33	5.8	15	2.6	78t	20/131	94.7
OPPONENTS	530	317	3674	59.8	6.93	22	4.2	14	2.6	50	42/252	83.6

ADMINISTRATION

COACHING STAFF

FOOTBALL OPERATIONS

BUSINESS OPERATIONS

PLAYERS

2016 SEASON IN REVIEW

COLTS HISTORY

RECORDS

COLTS IN THE COMMUNITY



2001

RECORD: 6-10 COACH: JIM MORA
FOURTH – AFC EASTERN DIVISION
HOME: 3-5 AWAY: 3-5
DIV: 3-5 CONF: 5-7 NCONF: 1-3

ADMINISTRATION
COACHING STAFF
FOOTBALL OPERATIONS
BUSINESS OPERATIONS
PLAYERS
2016 SEASON IN REVIEW
COLTS HISTORY
RECORDS
COLTS IN THE COMMUNITY

*Sellout

DATE	RESULTS	OPPONENT	ATTENDANCE
9/9	W 45-24	@ New York Jets	78,606
9/23	W 42-26	BUFFALO	*56,135
9/30	L 13-44	@ New England	60,292
10/14	L 18-23	OAKLAND	*56,972
10/21	L 17-38	NEW ENGLAND	*56,022
10/25	W 35-28	@ Kansas City	74,212
11/4	W 30-14	@ Buffalo	63,786
11/11	L 24-27	MIAMI	*57,127
11/18	L 20-34	@ New Orleans	70,020
11/25	L 21-40	SAN FRANCISCO	*56,393
12/2	L 27-39	@ Baltimore	69,382
12/10	L 6-41	@ Miami	73,858
12/16	W 41-27	ATLANTA	*56,603
12/23	L 28-29	NEW YORK JETS	*56,302
12/30	L 17-42	@ St. Louis	66,084
1/6	W 29-10	DENVER	*56,192

TEAM STATISTICS	COLTS	OPP
TOTAL FIRST DOWNS	343	323
Rushing	110	108
Passing	206	195
Penalty	27	20
3rd Down: M/A/Pct.	85/205 41.5	90/207 43.5
4th Down: M/A/Pct.	5/8 62.5	7/15 46.7
TOTAL NET YARDS	5955	5715
Avg. Per Game	372.2	357.2
Total Plays	1025	1004
Avg. Per Play	5.8	5.7
NET YARDS RUSHING	1966	2115
Avg. Per Game	122.9	132.2
Total Rushes	438	455
NET YARDS PASSING	3989	3600
Avg. Per Game	249.3	225.0
Tackled/Yards Lost	30/238	40/257
Gross Yards	4227	3857
Att./Completions	557/349	509/311
Completion Pct.	62.7	61.1
Had Intercepted	23	15
PUNTS/AVERAGE	68/44.5	67/42.7
NET PUNTING AVG.	68/33.8	67/36.6
PENALTIES/YARDS	76/730	96/759
FUMBLES/BALL LOST	20/15	16/10
TOUCHDOWNS	47	57
Rushing	16	20
Passing	27	30
Defense/Kicking	2/2	6/1
POSSESSION AVG.	30:32	29:28

SCORE BY PERIODS	1	2	3	4	OT	TOTAL
COLTS	70	160	109	74	0	413
OPPONENTS	61	200	66	159	0	486

SCORING	TDR	TDP	TDR/T	PAT	FG	2P	3P	TP
Vanderjagt				41-42	28-34			125
Harrison	15							90
Rhodes	9	1						60
Pollard	8							48
Manning	4							24
James	3				1			20
Pathon	2							12
Dilger	1				1			8
Burris	1	1						6
Inasley	1							6
Nwokorie	1							6
Wilkins	1							6
McDougal						1		2
COLTS	16	27	4	41-42	28-34	3	0	413
OPPONENTS	20	30	7	52-53	30-36	1	0	486

2-Point: Colts 3-5, Opponents 1-4

FGS	1-19	20-29	30-39	40-49	50+	TOT.
Vanderjagt	0-0	7-8	6-6	12-16	3-4	28-34
COLTS	0-0	7-8	6-6	12-16	3-4	28-34
OPP.	0-0	8-8	9-10	13-15	0-3	30-36

Vanderjagt:	(37/45)	(47/34)	(46/62)	(25/42)	(24)
	(49)	(50)	(42)	(34)	(41)
	(47)	(25)	(52)	(41)	(54)
	(33)	(25)	(35)	(40)	(39)
	(21)	(45)	(50)	(43)	(48)
	(22)	(40)	(45)	(22)	(25)

OPP:	(22/48)	(37/49)	(47/48)	(35/39)	(42/53)	(37)
	(43)	(48)	(22)	(48)	(31)	(31)
	(46)	(40)	(30)	(46)	(30)	(46)
	(26)	(30)	(29)	(27)	(46)	(35)
	(32)	(32)	(47)	(22)	(48)	(46)
	(24)	(22)	(48)	(46)	(24)	(50)
	(54)	(25)	(25)	(54)	(25)	(25)

RUSHING	NO.	YDS.	AVG.	LG	TD
Rhodes	233	1104	4.7	77t	9
James	151	662	4.4	29t	3
Manning	35	157	4.5	33t	4
McDougal	17	48	2.8	12	0
Harrison	1	3	3.0	3	0
Pathon	1	-8	-8.0	-8	0
COLTS	438	1966	4.5	77t	16
OPPONENTS	455	2115	4.6	56t	20

RECEIVING	NO.	YDS.	AVG.	LG	TD
Harrison	109	1524	14.0	68	15
Pollard	47	739	15.7	86t	8
Wilkins	34	332	9.8	28	0
Rhodes	34	224	6.6	19	0
Dilger	32	343	10.7	44	1
Wayne	27	345	12.8	43	0
Pathon	24	330	13.8	60t	2
James	24	193	8.0	27	0
Inasley	14	165	11.8	26	1
Simmons	2	17	8.5	12	0
McDougal	1	10	10.0	10	0
McKinney	1	5	5.0	5	0
COLTS	349	4227	12.1	86t	27
OPPONENTS	311	3857	12.4	91t	30

INTERCEPTIONS	NO.	YDS.	AVG.	LG	TD
Burris	3	69	23.0	30t	1
MacKlin	3	15	5.0	11	0
Cota	2	21	10.5	12	0
Peterson	2	18	9.0	13	0
Harper	2	17	8.5	14	0
Phillips	1	18	18.0	18	0
Bashir	1	0	0.0	0	0
Walls	1	0	0.0	0	0
COLTS	15	158	10.5	30t	1
OPPONENTS	23	545	23.7	78t	6

PUNTING NO.	YDS.	AVG.	TB	IN20	LG	BLK.
Smith	68	3023	44.5	12	12	65
COLTS	68	3023	44.5	12	12	65
OPPONENTS	67	2861	42.7	6	26	59

PUNT RETURNS	NO.	FC	YDS.	AVG.	LG	TD
Wilkins	21	4	219	10.4	78t	1
Inasley	7	8	71	10.1	33	0
Harper	1	0	0	0.0	0	0
COLTS	29	12	290	10.0	78t	1
OPPONENTS	35	13	486	13.9	67	1

KICKOFF RETURNS	NO.	YDS.	AVG.	LG	TD
Wilkins	44	1007	22.9	50	0
McDougal	16	362	22.6	40	0
Rhodes	14	356	25.4	88t	1
Finn	3	29	9.7	13	0
Simmons	2	27	13.5	15	0
Nwokorie	2	15	7.5	9	0
Inasley	1	23	23.0	23	0
Pathon	1	13	13.0	13	0
Cota	1	0	0.0	0	0
COLTS	84	1832	21.8	88t	1
OPPONENTS	87	2006	23.1	64	0

SACKS: Colts 40.0; Opponents 30.0; Bratzke 8.5-48.5; Washington 8.0-28.5; Nwokorie 5.0-19.5; Scioli 4.0-39.0; Johnson 3.5-38.5; Williams 3.0-21.0; Peterson 1.5-8.5; Thomas 1.5-7.5; Sword 1.0-24.0; Peter 1.0-8.0; Phillips 1.0-7.0; Morris 1.0-4.0; Bird 0.5-1.5; MacKlin 0.5-1.5

USUAL STARTERS
PRO BOWLERS IN BOLDFACE

OFFENSE	DEFENSE
WR Reggie Wayne	LDE Brad Scioli
LT Tarik Glenn	LDT Josh Williams
LG Steve McKinney	RDT Ellis Johnson
C Jeff Saturday	RDE Chad Bratzke
RG Larry Moore	LLB Marcus Washington
RT Adam Meadows	MLB Rob Morris
TE Ken Dilger	RLB Mike Peterson
WR Marvin Harrison	LCB Jeff Burris
QB Peyton Manning	RCB David MacKlin
RB Dominic Rhodes	SS Chad Cota
TE Marcus Pollard	FS Idrees Bashir

PASSING	ATT.	COMP.	YDS.	PCT.	AVG./ATT.	TD	TD%	INT.	INT%	LG	SACKED	RATING
Manning	547	343	4131	62.7	7.55	26	4.8	23	4.2	86t	29/232	84.1
Rypien	9	5	57	55.6	6.33	0	0.0	0	0.0	21t	1/6	74.8
Dilger	1	1	39	100.0	39.00	1	100.0	0	0.0	39t	0/0	158.3
COLTS	557	349	4227	62.7	7.59	27	4.8	23	4.1	86t	30/238	84.9
OPPONENTS	509	311	3857	61.1	7.58	30	5.9	15	2.9	91t	40/257	91.9

2002

RECORD: 10-6 COACH: TONY DUNGY
SECOND – AFC SOUTH DIVISION
HOME: 5-3 AWAY: 5-3
DIV: 4-2 CONF: 8-4 NCONF: 2-2

*Sellout

DATE	RESULTS	OPPONENT	ATTENDANCE
9/8	W 28-25	@ Jacksonville	56,595
9/15	L 13-21	MIAMI	*56,650
9/22	W 23-3	@ Houston	69,204
10/6	W 28-21	CINCINNATI	*56,570
10/13	W 22-20	BALTIMORE	*56,174
10/21	L 10-28	@ Pittsburgh	62,800
10/27	L 21-26	@ Washington	80,169
11/3	L 15-23	TENNESSEE	*56,752
11/10	W 35-13	@ Philadelphia	65,660
11/17	W 20-3	DALLAS	*57,057
11/24	W 23-20 OT	@ Denver	75,075
12/1	W 19-3	HOUSTON	*56,820
12/8	L 17-27	@ Tennessee	68,804
12/15	W 28-23	@ Cleveland	73,098
12/22	L 27-44	NEW YORK GIANTS	*56,579
12/29	W 20-13	JACKSONVILLE	*56,755
1/4	L 0-41	@ New York Jets	78,524

TEAM STATISTICS

	COLTS	OPP
TOTAL FIRST DOWNS	324	279
Rushing	93	114
Passing	213	148
Penalty	18	17
3rd Down: M/A/Pct.	102/227 44.9	74/198 37.4
4th Down: M/A/Pct.	13/17 76.5	10/21 47.6
TOTAL NET YARDS	5616	4909
Avg. Per Game	351.0	306.8
Total Plays	1048	963
Avg. Per Play	5.4	5.1
NET YARDS RUSHING	1561	1992
Avg. Per Game	97.6	124.5
Total Rushes	434	459
NET YARDS PASSING	4055	2917
Avg. Per Game	253.4	182.3
Tackled/Yards Lost	23/145	36/243
Gross Yards	4200	3160
Att./Completions	591/392	468/288
Completion Pct.	66.3	61.5
Had Intercepted	19	10
PUNTS/AVERAGE	67/39.9	74/41.7
NET PUNTING AVG.	67/34.9	74/36.0
PENALTIES/YARDS	91/730	102/746
FUMBLES/BALL LOST	26/13	37/17
TOUCHDOWNS	40	36
Rushing	12	16
Passing	27	19
Defense/Kicking	1/0	1/0
TIME OF POSSESSION	30:52	29:08

SCORE BY PERIODS

	1	2	3	4	OT	TOTAL
COLTS	55	75	59	157	3	349
OPPONENTS	83	94	64	72	0	313

SCORING	TDR	TDP	TDRT	PAT	FG	2P	S	TP
Vanderjagt				34-34	23-31			103
Harrison	11					1		68
Mungro	8							48
Pollard	6					1		38
Wayne	4							24
James	2	1				1		20
Ismail	3							18
Manning	2							12
Roberg	1							6
Washington		1						6
R. Williams	1							6
COLTS	12	27	1	34-34	23-31	3	0	349
OPPONENTS	16	19	1	32-34	21-26	1	0	313

2-Point: Colts 3-6, Opponents 1-2

FGS

1-19 20-29 30-39 40-49 50+ TOT.

Vanderjagt 1-1 7-8 6-7 6-12 3-3 23-31

COLTS 1-1 7-8 6-7 6-12 3-3 23-31

OPP. 0-0 11-12 6-6 3-4 1-4 21-26

Vanderjagt: (33b)(25.23)(26.39.47.37)(1)

(39.50.43.25.38)(48.41)(46)(48)

(23.48.42.32)(41.54.51)(31.46)(44.44)(1)

(20.27)(19.27)

OPP.: (52.27)(28)(54.24)(41.51)(48)

(40.23.41.22)(28.34.39)(34.20)(21.52)(1)

(34)(35.29)(29)(32.23)

RUSHING

	NO.	YDS.	AVG.	LG	TD
James	277	989	3.6	20	2
Mungro	97	336	3.5	49	8
Manning	38	148	3.9	13	2
R. Williams	11	35	3.2	10	0
Walters	2	33	16.5	17	0
Harrison	2	10	5.0	8	0
Finn	5	8	1.6	5	0
Denson	2	2	1.0	3	0
COLTS	434	1561	3.6	49	12
OPPONENTS	459	1992	4.3	67	16

RECEIVING

	NO.	YDS.	AVG.	LG	TD
Harrison	143	1722	12.0	69	11
James	61	354	5.8	23	3
Wayne	49	716	14.6	49	4
Ismail	44	462	10.5	42	3
Pollard	43	478	11.1	41	6
Walters	18	207	11.5	27	0
Mungro	13	81	6.2	11	0
Davenport	8	70	8.8	22	0
Finn	6	31	5.2	12	0
Roberg	2	17	8.5	15	1
Wiggins	2	17	8.5	9	0
R. Williams	1	20	20.0	20	1
D. Smith	1	14	14.0	14	0
Haddad	1	11	11.0	11	0
COLTS	392	4200	10.7	69	27
OPPONENTS	288	3160	11.0	82	19

INTERCEPTIONS	NO.	YDS.	AVG.	LG	TD
Peterson	3	96	32.0	53	0
Bashir	2	4	2.0	4	0
Harris	2	0	0.0	0	0
Washington	1	40	40.0	40	1
MacKlin	1	30	30.0	30	0
Gibson	1	0	0.0	0	0
COLTS	10	170	17.0	53	1
OPPONENTS	19	225	11.8	46	0

PUNTING	NO.	YDS.	AVG.	TB	IN20	LG	BLK.
Smith	66	2672	40.5	9	26	69	1
COLTS	67	2672	39.9	9	26	69	1
OPPONENTS	74	3083	41.7	7	23	64	0

PUNT RETURNS

	NO.	FC	YDS.	AVG.	LG	TD
Walters	35	15	270	7.7	34	0
Walker	2	0	6	3.0	5	0
Crosby	0	0	6	0.0	6	0
Haddad	0	1	0	0.0	0	0
COLTS	37	16	282	7.6	34	0
OPPONENTS	27	17	156	5.8	53	0

KICKOFF RETURNS

	NO.	YDS.	AVG.	LG	TD
Walters	53	1150	21.7	44	0
Walker	3	50	16.7	28	0
Denson	2	38	19.0	20	0
Haddad	2	19	9.5	14	0
R. Williams	2	35	17.5	21	0
Doering	1	2	2.0	2	0
D. Smith	1	16	16.0	16	0
COLTS	64	1310	20.5	44	0
OPPONENTS	74	1515	20.5	67	0

SACKS: Colts 36.0, Opponents 23.0; Freaney 13.0-92; Scioli 7.0-41; Bratzke 6.0-41; Morris 3.0-23; Washington 2.0-13; Brock 1.0-9; Cannida 1.0-5; Gibson 1.0-11; Mallard 1.0-7; J. Williams 1.0-1

USUAL STARTERS PRO BOWLERS IN BOLDFACE

OFFENSE	DEFENSE
WR Qadry Ismail	LDE Chad Bratzke
LT Tarik Glenn	LDT Brad Scioli
LG Rick DeMulling	RDT Larry Tripplett
C Jeff Saturday	RDE Dwight Freaney
RT Ryan Diem	LLB Mike Peterson
RG Adam Meadows	MLB Rob Morris
TE Marcus Harrison	RLB Marcus Washington
WR Marvin Hollar	LCB Walt Harris
QB Peyton Manning	RCB David MacKlin
RB Edgerdin James	SS David Gibson
TE Joe Dean Davenport	FS Idrees Bashir
WR Reggie Wayne	

PASSING	ATT.	COMP.	YDS.	PCT.	AVG./ATT.	TD	TD%	INT.	INT%	LG	SACKED	RATING
Manning	591	392	4200	66.3	7.11	27	4.6	19	3.2	69	23/145	88.8
COLTS	591	392	4200	66.3	7.11	27	4.6	19	3.2	69	23/145	88.8
OPPONENTS	468	288	3160	61.5	6.75	19	4.1	10	2.1	82	36/243	86.1

ADMINISTRATION

COACHING STAFF

FOOTBALL OPERATIONS

BUSINESS OPERATIONS

PLAYERS

2016 SEASON IN REVIEW

COLTS HISTORY

RECORDS

COLTS IN THE COMMUNITY



2003

RECORD: 12-4 COACH: TONY DUNGY
FIRST – AFC SOUTH DIVISION
HOME: 5-3 ROAD: 7-1
DIV: 5-1 CONF: 9-3 NCONF: 3-1

ADMINISTRATION
COACHING STAFF

FOOTBALL OPERATIONS

BUSINESS OPERATIONS

PLAYERS

2016 SEASON IN REVIEW

COLTS HISTORY

RECORDS

COLTS IN THE COMMUNITY

*Sellout	DATE	RESULTS	OPPONENT	ATTENDANCE
9/7	W	9-6	@ Cleveland	73,358
9/14	W	33-7	TENNESSEE	*56,999
9/21	W	23-13	JACKSONVILLE	55,770
9/28	W	55-21	@ New Orleans	70,020
10/6	W	38-35 OT	@ Tampa Bay	65,647
10/12	L	20-23 OT	CAROLINA	*57,082
10/26	W	30-21	HOUSTON	*56,132
11/2	W	23-17	@ Miami	73,258
11/9	L	23-28	@ Jacksonville	45,037
11/16	W	38-31	NEW YORK JETS	*56,801
11/23	W	17-14	@ Buffalo	73,004
11/30	L	34-38	NEW ENGLAND	*57,102
12/7	W	29-27	@ Tennessee	68,809
12/14	W	38-7	ATLANTA	*57,103
12/21	L	17-31	DENVER	*57,149
12/28	W	20-17	@ Houston	70,680
1/4	W	41-10	DENVER	*56,586
1/11	W	38-31	@ Kansas City	79,159
1/18	L	14-24	@ New England	68,436

TEAM STATISTICS	COLTS	OPP
TOTAL FIRST DOWNS	348	279
Rushing	104	117
Passing	212	138
Penalty	32	24
3rd Down: M/A/Pct.	91/217 41.9	72/188 38.3
4th Down: M/A/Pct.	11/17 64.7	6/11 54.5
TOTAL NET YARDS	5874	4789
Avg. Per Game	367.1	299.3
Total Plays	1041	913
Avg. Per Play	5.6	5.2
NET YARDS RUSHING	1695	1980
Avg. Per Game	105.9	123.8
Total Rushes	453	437
NET YARDS PASSING	4179	2809
Avg. Per Game	261.2	175.6
Tackled/Yards Lost	19/110	31/225
Gross Yards	4289	3034
Att./Completions	569/381	445/277
Completion Pct.	67.0	62.2
Had Intercepted	10	15
PUNTS/AVERAGE	64/41.3	74/42.1
NET PUNTING AVG.	64/35.4	74/37.8
PENALTIES/YARDS	32/662	123/1005
FUMBLES/BALL LOST	25/10	30/15
TOUCHDOWNS	48	41
Rushing	16	19
Passing	29	18
Defense/Kicking	3/0	2/2
TIME OF POSSESSION	30:54	29:06

SCORE BY PERIODS	1	2	3	4	OT	TOTAL
COLTS	61	135	130	118	3	447
OPPONENTS	75	89	83	86	3	336

SCORING	TDR	TDP	TDRT	PAT	FG	2P	S	TP
Vanderjagt					46-46	37-37		157
James	11							66
Harrison	10							60
Wayne	7							42
Pollard	3							18
Stokley	3							18
Walters	3							18
R. Williams	2	1						18
Mungro	2				1			14
Brackett			1					6
Clark		1						6
Freeney			1					6
Harper			1					6
Rhodes		1						6
H. Smith		1						6
COLTS	16	29	3	46-46	37-37	1	0	447
OPPONENTS	19	4	4	38-38	16-21	0	0	336

2-Point: Colts 1-2, Opponents 2-3

FGS	1-19	20-29	30-39	40-49	50+	TOT.
Vanderjagt	0-0	17-17	7-7	12-12	1-1	37-37
COLTS	0-0	17-17	7-7	12-12	1-1	37-37
OPP.	1-1	5-5	3-3	7-10	0-2	16-21

Vanderjagt: (22,46,45) (29,41,23,48)(46,36,29)
 (41,42)(29)(39,22)(31,29,22)(50,44,25)
 (27,26,27)(31)(24)(40,29)
 (21,35,36,23,26)(43)(40)(39,43)

OPP.: (19,20)(14,6,49,41,37)(38,43)(60,62b)
 (29,23,47)(123)(143)(49)(43)(40,40)(1)
 (24)(36)

RUSHING	NO.	YDS.	AVG.	LG	TD
James	310	1259	4.1	43	11
Rhodes	37	157	4.2	25	0
R. Williams	48	155	3.2	19	2
Mungro	24	60	2.5	9	2
Manning	28	26	0.9	10	0
H. Smith	1	21	21.0	21t	1
Huard	3	8	2.7	9	0
Walters	1	6	6.0	6	0
Harrison	1	3	3.0	3	0
COLTS	453	1695	3.7	43	16
OPPONENTS	437	1980	4.5	42	19

RECEIVING	NO.	YDS.	AVG.	LG	TD
Harrison	94	1272	13.5	79t	10
Wayne	68	838	12.3	57t	7
James	51	292	5.7	17	0
Pollard	40	541	13.5	70	3
Walters	36	456	12.7	46t	3
Clark	29	340	11.7	42	1
Stokley	22	211	9.6	37t	3
R. Williams	22	157	7.1	17t	1
Moorehead	7	101	14.4	35	0
Rhodes	6	62	10.3	27	1
Davenport	3	23	7.7	9	0
Pyatt	1	2	2.0	2	0
Manning	1	-2	-2.0	-2	0
Mungro	1	-4	-4.0	-4	0
COLTS	381	4289	11.3	79t	29
OPPONENTS	277	3034	11.0	74t	18

INTERCEPTIONS	NO.	YDS.	AVG.	LG	TD
Harper	4	121	30.3	75t	1
Strickland	2	43	21.5	24	0
Nelson	2	22	11.0	12	0
Bashir	2	9	4.5	9	0
Thornton	2	3	1.5	2	0
Brackett	1	31	31.0	31t	1
Doss	1	15	15.0	15	0
Macklin	1	0	0.0	0	0
COLTS	15	244	16.3	75t	2
OPPONENTS	10	125	12.5	41	1

PUNTING NO.	YDS.	AVG.	TB	IN20	LG	BLK.	
Smith	62	2617	42.2	3	20	55	1
Vanderjagt	1	29	29.0	0	1	29	0
COLTS	63	2646	41.3	3	21	55	1
OPPONENTS	74	3115	42.1	4	32	64	0

PUNT RETURNS	NO.	FC	YDS.	AVG.	LG	TD
Pyatt	12	8	110	9.2	21	0
Walters	11	7	105	9.5	26	0
Wilkins	7	0	25	3.6	16	0
Macklin	1	1	0	0.0	0	0
Harrison	0	1	0	0.0	0	0
COLTS	31	16	240	7.7	26	0
OPPONENTS	32	15	319	10.0	36	0

KICKOFF RETURNS	NO.	YDS.	AVG.	LG	TD
Pyatt	19	544	28.6	90	0
Rhodes	16	411	25.7	49	0
Wilkins	14	325	23.2	42	0
Walters	6	126	21.0	34	0
R. Williams	4	67	16.8	23	0
Mungro	2	7	3.5	5	0
D. Smith	1	15	15.0	15	0
Pollard	1	9	9.0	9	0
Allen	1	6	6.0	6	0
COLTS	64	1510	23.6	90	0
OPPONENTS	93	1999	21.5	92t	2

SACKS: Colts 31.0, Opponents 19.0; Freeney 11.0-89; Washington 6.0-41; Mathis 3.5-30; Bratzke 3.0-14; Brock 2.0-8; Team 1.0-12; J. Williams 1.0-11; Brackett 1.0-9; Triplett 1.0-6.5; Thornton 1.0-2; Reagar 0.5-2.5

USUAL STARTERS PRO BOWLERS IN BOLDFACE

OFFENSE	DEFENSE
WR Reggie Wayne	LDE Raheem Brock
LT Tarik Glenn	LDT Larry Triplett
LG Rick DeMulling	RDT Montae Reagar
C Jeff Saturday	RDE Dwight Freeney
RG Steve Scullio	LLB Marcus Washington
RT Ryan Diem	MLB Rob Morris
TE Marcus Pollard	RLB David Thornton
WR Marvin Harrison	LCB Walt Harris
QB Peyton Manning	RCB Nick Harper
RB Edgerrin James	SS Mike Doss
TE Dallas Clark	FS Idrees Bashir
K Mike Vanderjagt	

PASSING	ATT.	COMP.	YDS.	PCT.	AVG./ATT.	TD	TD%	INT.	INT%	LG	SACKED	RATING
Manning	566	379	4267	67.0	7.54	29	5.1	10	1.8	79t	18/107	99.0
Huard	3	2	22	66.7	7.33	0	0.0	0	0.0	13	1/3	88.2
COLTS	569	381	4289	67.0	7.54	29	5.1	10	1.8	79t	19/110	99.0
OPPONENTS	445	277	3034	62.2	6.82	18	4.0	15	3.4	74t	31/225	81.8

2004

RECORD: 12-4 COACH: TONY DUNGY
FIRST – AFC SOUTH DIVISION
HOME: 7-1 ROAD: 5-3
DIV: 5-1 CONF: 8-4 NCONF: 4-0

*Sellout DATE	RESULTS	OPPONENT	ATTENDANCE
9/9	L 24-27	@ New England	68,756
9/19	W 31-17	@ Tennessee	68,932
9/26	W 45-31	GREEN BAY	*57,280
10/3	W 24-17	@ Jacksonville	73,114
10/10	W 35-14	OAKLAND	*57,230
10/24	L 24-27	JACKSONVILLE	*56,615
10/31	L 35-45	@ Kansas City	78,312
11/8	W 31-28	MINNESOTA	*57,307
11/14	W 49-14	HOUSTON	*56,511
11/21	W 41-10	@ Chicago	61,908
11/25	W 41- 9	@ Detroit	63,107
12/5	W 51-24	TENNESSEE	*57,278
12/12	W 23-14	@ Houston	70,762
12/19	W 20-10	BALTIMORE	*57,240
12/26	W 34-31 OT	SAN DIEGO	*57,330
1/2	L 14-33	@ Denver	75,149
1/9	W 49-24	DENVER	*56,609
1/16	L 3-20	@ New England	68,756

TEAM STATISTICS	COLTS	OPP
TOTAL FIRST DOWNS	379	331
Rushing	94	103
Passing	238	209
Penalty	47	19
3rd Down: M/A/Pct.	70/164 42.7	91/217 41.9
4th Down: M/A/Pct.	4/7 57.1	9/28 32.1
TOTAL NET YARDS	6475	5929
Avg. Per Game	404.7	370.6
Total Plays	968	1042
Avg. Per Play	6.7	5.7
NET YARDS RUSHING	1852	2037
Avg. Per Game	115.8	127.3
Total Rushes	427	440
NET YARDS PASSING	4623	3892
Avg. Per Game	288.9	243.3
Tackled/Yards Lost	14/109	45/340
Gross Yards	4732	4232
Att./Completions	527/353	557/364
Completion Pct.	67.0	65.4
Had Intercepted	10	19
PUNTS/AVERAGE	54/45.2	52/42.7
NET PUNTING AVG.	54/36.8	52/37.9
PENALTIES/YARDS	106/801	116/877
FUMBLES/BALL LOST	19/7	36/17
TOUCHDOWNS	66	39
Rushing	10	12
Passing	51	26
Defense/Kicking	3/2	0/1
TIME OF POSSESSION	28:40	31:20

SCORE BY PERIODS	1	2	3	4	OT	TOTAL
COLTS	120	157	118	124	3	522
OPPONENTS	78	102	73	98	0	351

SCORING TDR	TDP	TDRT	PAT	FG	2P	S	TP
Vanderjagt				59-60	20-25		119
Harrison	15						90
Wayne	12						72
Stokley	10						60
James	9				1		56
Pollard	6						36
Clark	5						30
Mungro	3						18
Rhodes	1	1					12
David							6
Hutchins			1				6
Morris			1				6
Sanders			1				6
Bryant				5-5	0-1		5
COLTS	10	51	5	64-65	20-26	1	0 522
OPPONENTS	12	26	1	36-36	25-31	3	0 351

2-Point: Colts 1-1, Opponents 3-3

FGS	1-19	20-29	30-39	40-49	50+	TOT.
Vanderjagt	0-0	6-6	9-11	5-7	0-1	20-25
Bryant	0-0	0-0	0-0	0-1	0-0	0-1
COLTS	0-0	6-6	9-11	5-8	0-1	20-26
OPP.	0-0	6-6	7-9	9-11	3-5	25-31

Vanderjagt:	(32,48)	(28)	(45)	(46)	(34)	(54)	(35)	(39)
	(34,20)	(47)	(20,37)	(30,43,44)	(24,33,33)	(36,26,23,47,30)	(1)	(1)

Bryant:	(32,43)	(39)	(38,52)	(35,48,42,22)	
OPP.:	(26,32,26,53)	(32)	(42,23)	(55)	(51)
	(20,34,48,32)	(45,43b)	(42,31b)	(50)	(45,23,40,40)

RUSHING	NO.	YDS.	AVG.	LG	TD
James	334	1548	4.6	40	9
Rhodes	53	254	4.8	55	1
Manning	25	38	1.5	19	0
Mungro	5	19	3.8	8	0
Smith	1	2	2.0	2	0
Wayne	1	-4	-4.0	-4	0
Sorgi	8	-5	-0.6	2	0
COLTS	427	1852	4.3	55	10
OPPONENTS	440	2037	4.6	47	12

RECEIVING	NO.	YDS.	AVG.	LG	TD
Harrison	86	1113	12.9	59	15
Wayne	77	1210	15.7	71	12
Stokley	68	1077	15.8	69	10
James	51	483	9.5	56	0
Pollard	29	309	10.7	31	6
Clark	25	423	16.9	80	5
Mungro	7	36	5.1	16	3
Hartsock	4	33	8.3	17	0
Rhodes	2	24	12.0	20	0
Pyatt	2	12	6.0	7	0
Moorehead	1	7	7.0	7	0
Walters	1	5	5.0	5	0
COLTS	353	4732	13.4	80	51
OPPONENTS	364	4232	11.6	79	26

INTERCEPTIONS	NO.	YDS.	AVG.	LG	TD
David	4	36	9.0	34	1
Harper	3	12	4.0	12	0
June	2	71	35.5	71	0
Doss	2	32	16.0	32	0
Brackett	2	2	1.0	2	0
Hutchins	1	77	77.0	77	1
Morris	1	17	17.0	17	0
Thornton	1	5	5.0	5	0
Bacon	1	0	0.0	0	0
Jefferson	1	0	0.0	0	0
Nelson	1	0	0.0	0	0
COLTS	19	252	13.3	77	2
OPPONENTS	10	191	19.1	65	0

PUNTING	NO.	YDS.	AVG.	TB	IN20	LG	BLK.
Smith	54	2443	45.2	3	21	62	0
COLTS	54	2443	45.2	3	21	62	0
OPPONENTS	52	2220	42.7	4	16	64	0

PUNT RETURNS	NO.	FC	YDS.	AVG.	LG	TD
David	8	4	50	6.3	13	0
Pyatt	8	5	47	5.9	13	0
Walters	7	6	40	5.7	14	0
Moorehead	1	0	34	34.0	34	0
COLTS	24	15	171	7.1	34	0
OPPONENTS	29	13	395	13.6	91	1

KICKOFF RETURNS
 Rhodes 48 1188 24.8 88t 1
 Pyatt 10 230 23.0 32 0
 Mungro 7 111 15.9 24 0
 Walters 1 16 16.0 16 0
 Peko 0 0 0.0 0 0
COLTS 66 1545 23.4 88t 1
OPPONENTS 92 1960 21.3 71 0

SACKS: Colts 45.0, Opponents 14.0, Freeny 16.0-12.0,
 Mathis 10.5-9.0; Brock 6.5-4.8; Reagar 5.0-2.4; Morris
 3.0-1.8; Scioi 2.0-3.2; Thomas 1.0-6; Doss 1.0-2

USUAL STARTERS	PRO BOWLERS IN BOLDFACE
OFFENSE	DEFENSE
WR Reggie Wayne	LDE Raheem Brock
LT Tarik Glenn	LDT Montae Reagar
LG Rick DeMulling	RDT Josh Williams
C Jeff Saturday	RDE Dwight Freeny
RG Jake Scott/Tupe Peko	LLB David Thornton
RT Ryan Diem	MLB Rob Morris
TE Marcus Pollard	RLB Cato June
WR Marvin Harrison	LCB Nick Harper
QB Peyton Manning	RCB Jason David
RB Edgerrin James	SS Mike Doss
TE Dallas Clark	FS Idrees Bashir

PASSING	ATT.	COMP.	YDS.	PCT.	AVG./ATT.	TD	TD%	INT.	INT%	LG	SACKED	RATING
Manning	497	336	4557	67.5	9.17	49	9.9	10	2.0	80t	13/101	121.1
Sorgi	29	17	175	58.6	6.03	2	6.9	0	0.0	71t	1/8	99.1
Saturday	1	0	0	0.0	0.00	0	0.0	0	0.0	0	0/0	39.6
COLTS	527	353	4732	67.0	8.98	51	9.7	10	1.9	80t	14/109	119.7
OPPONENTS	557	364	4232	65.4	7.60	26	4.7	19	3.4	79t	45/340	89.5

ADMINISTRATION
 COACHING STAFF
 FOOTBALL OPERATIONS
 BUSINESS OPERATIONS
 PLAYERS
 2016 SEASON IN REVIEW
 COLTS HISTORY
 RECORDS
 COLTS IN THE COMMUNITY



2005

RECORD: 14-2 COACH: TONY DUNGY
FIRST – AFC SOUTH DIVISION
HOME: 7-1 ROAD: 7-1
DIV: 6-0 CONF: 11-1 NCONF: 3-1

ADMINISTRATION
COACHING STAFF

FOOTBALL OPERATIONS

BUSINESS OPERATIONS

PLAYERS

2016 SEASON IN REVIEW

COLTS HISTORY

RECORDS

COLTS IN THE COMMUNITY

*Sellout			
DATE	RESULTS	OPPONENT	ATTENDANCE
9/11	W 24-7	@ Baltimore	70,501
9/18	W 10-3	JACKSONVILLE	*56,460
9/25	W 13-6	CLEVELAND	*57,127
10/2	W 31-10	@ Tennessee	69,149
10/9	W 28-3	@ San Francisco	68,048
10/17	W 45-28	ST. LOUIS	*57,307
10/23	W 38-20	@ Houston	70,621
11/7	W 40-21	@ New England	68,756
11/13	W 31-17	HOUSTON	*57,209
11/20	W 45-37	@ Cincinnati	65,995
11/28	W 26-7	PITTSBURGH	*57,442
12/4	W 35-3	TENNESSEE	*57,228
12/11	W 26-18	@ Jacksonville	67,164
12/18	L 17-26	SAN DIEGO	*57,389
12/24	L 13-28	@ Seattle	67,855
1/1	W 17-13	ARIZONA	*57,211
1/15	L 18-21	PITTSBURGH	*57,449

TEAM STATISTICS		COLTS	OPP
TOTAL FIRST DOWNS			
		363	269
Rushing			
		116	91
Passing			
		217	163
Penalty			
		30	15
3rd Down: M/A/Pct.			
	91/187	48.7	76/207 36.7
4th Down: M/A/Pct.			
	8/13	61.5	14/24 58.3
TOTAL NET YARDS			
		5799	4913
Avg. Per Game			
		362.4	307.1
Total Plays			
		1000	953
Avg. Per Play			
		5.8	5.2
NET YARDS RUSHING			
		1703	1762
Avg. Per Game			
		106.4	110.1
Total Rushes			
		465	398
NET YARDS PASSING			
		4096	3151
Avg. Per Game			
		256.0	196.9
Tackled/Yards Lost			
		20/95	46/318
Gross Yards			
		4191	3469
Att./Completions			
	515/347	509/343	
Completion Pct.			
		67.4	67.4
Had Intercepted			
		11	18
PUNTS/AVERAGE			
	52/44.3	67/41.7	
NET PUNTING AVG.			
	52/37.1	67/36.9	
PENALTIES/YARDS			
	94/690	119/857	
FUMBLES/BALL LOST			
	14/8	32/13	
TOUCHDOWNS			
		53	27
Rushing			
		18	9
Passing			
		31	17
Defense/Kicking			
		4/0	0/1
TIME OF POSSESSION			
		30:22	29:38

SCORE BY PERIODS	1	2	3	4	OT	TOTAL
COLTS	90	122	119	108	0	439
OPPONENTS	61	63	47	76	0	247

SCORING	TDR	TD	TDR	PAT	FG	2P	S	TP
Vanderjagt					52-52	23-25		121
James	13	1						84
Harrison		12						72
Wayne		5						30
Clark		4						24
Rhodes	4							24
Fletcher		3						18
Walters		3						18
June			2					12
Utecht		2						12
Carthon	1							6
Reagar			1					6
Stokley		1						6
Tripplett			1					6
Rayner						0-1		0
COLTS	18	31	4	52-52	23-26	0	0	439
OPPONENTS	9	17	1	24-24	19-27	2	0	247

2-Point: Colts 0-1, Opponents 2-3

FGS	1-19	20-29	30-39	40-49	50+	TOT.
Vanderjagt	1-1	9-9	6-7	7-8	0-1	23-26
Rayner	0-0	0-0	0-0	0-0	0-1	0-1
COLTS	1-1	9-9	6-7	7-8	0-1	23-26
OPP.	0-0	8-8	3-5	8-12	0-2	19-27

Vanderjagt:	(20/41)	(20/23)	(20/48)	(22/36)
	(35/20)	(45/19)	(29/48)	(44/28)
	(40/34)	(38/46)	(32/24)	(31b,32/44)
Rayner:	(XXXXXXXXXXXXXXXXXX)	(59/0)		
OPP:	(38/47)	(45/42)	(28/40)	(22/34)
	(29/49)	(1/24)	(43/41)	(44/41)
	(51/24)	(27/36)	(20/48)	(49/57)
	(28/42)			

RUSHING	NO.	YDS.	AVG.	LG	TD
James	360	1506	4.2	33	13
Rhodes	40	118	3.0	24	4
Manning	33	45	1.4	12	0
Carthon	13	18	1.4	7	1
Mungro	7	15	2.1	7	0
Sorgi	12	1	0.1	6	0
COLTS	465	1703	3.7	33	18
OPPONENTS	398	1762	4.4	83	31

RECEIVING	NO.	YDS.	AVG.	LG	TD
Wayne	83	1055	12.7	66t	5
Harrison	82	1146	14.0	80t	12
James	44	337	7.7	20	1
Stokley	41	543	13.2	45	1
Clark	37	488	13.2	56	4
Fletcher	18	202	11.2	23	3
Walters	14	152	10.9	39	3
Rhodes	12	88	7.3	15	0
Moorehead	7	75	10.7	24	0
Utecht	3	59	19.7	26t	2
Mungro	3	28	9.3	17	0
Hartsack	2	8	4.0	7	0
Carthon	1	10	10.0	10	0
COLTS	347	4191	12.1	80t	31
OPPONENTS	343	3469	10.1	68t	17

INTERCEPTIONS	NO.	YDS.	AVG.	LG	TD
June	5	115	23.0	36	2
Brackett	3	50	16.7	31	0
Harper	3	41	13.7	21	0
David	2	13	6.5	13	0
Doss	2	8	4.0	8	0
Gardner	1	16	16.0	16	0
Jackson	1	16	16.0	16	0
Sanders	1	0	0.0	0	0
COLTS	18	259	14.4	36	2
OPPONENTS	11	136	12.4	36	0

PUNTING NO.	YDS.	AVG.	TB	IN20	LG	BLK.	
Smith	52	2301	44.3	5	23	58	0
COLTS	52	2301	44.3	5	23	58	0
OPPONENTS	67	2791	41.7	7	17	62	0

PUNT RETURNS	NO.	FC	YDS.	AVG.	LG	TD
Walters	21	25	172	8.2	29	0
Harrison	1	0	10	10.0	10	0
David	1	0	0	0.0	0	0
Jackson	1	0	0	0.0	0	0
COLTS	24	25	182	7.6	29	0
OPPONENTS	25	15	272	10.9	29	0

KICKOFF RETURNS	NO.	YDS.	AVG.	LG	TD
Rhodes	41	855	20.9	39	0
Carthon	5	92	18.4	25	0
Mungro	2	39	19.5	22	0
Jefferson	1	11	11.0	11	0
Walters	1	13	13.0	13	0
Utecht	1	7	7.0	7	0
COLTS	51	1017	19.9	39	0
OPPONENTS	89	1978	22.2	89t	1

SACKS: Colts 46.0, Opponents 20.0; Mathis 11.5-11.0; Freeman 11.0-71.5; Brock 6.5-52.5; Reagar 5.5-21; Tripplett 4.0-26; Gardner 3.0-23 Thornton 2.0-7; Brackett 1.0-4; Gardner 1.0-5; Labinjo 0.5-2

USUAL STARTERS PRO BOWLERS IN BOLDFACE

OFFENSE	DEFENSE
WR Reggie Wayne	LDE Raheem Brock
LT Tarik Glenn	LDT Corey Simon
LG Ryan Lija	RODT Montae Reagar
C Jeff Saturday	RDE Dwight Freney
RG Jake Scott	LLB David Thornton
RT Ryan Diem	MLB Gary Brackett
TE Dallas Clark	RLB Cato June
WR Marvin Harrison	LCB Nick Harper
QB Peyton Manning	RCB Jason David
RB Edgerrin James	SS Mike Doss
TE Bryan Fletcher	FS Bob Sanders

PASSING	ATT.	COMP.	YDS.	PCT.	AVG./ATT.	TD	TD%	INT.	INT%	LG	SACKED	RATING
Manning	453	305	3747	67.3	8.27	28	6.2	10	2.2	80t	17/81	104.1
Sorgi	61	42	444	68.9	7.28	3	4.9	1	1.6	45	3/14	99.4
Smith	1	0	0	0.0	0.00	0	0.0	0	0.0	0	0/0	39.6
COLTS	515	347	4191	67.4	8.14	31	6.0	11	2.1	80t	20/95	103.3
OPPONENTS	509	343	3469	67.4	6.82	17	3.3	18	3.5	68t	46/318	83.0

2006 WORLD CHAMPIONS

RECORD: 12-4 COACH: TONY DUNGY
FIRST – AFC SOUTH DIVISION
HOME: 8-0 ROAD: 4-4
DIV: 3-3 CONF: 9-3 NCONF: 3-1

*Sellout

DATE	RESULTS	OPPONENT	ATTENDANCE
9/10	W 26-21	@ New York Giants	78,622
9/17	W 43-24	HOUSTON	*56,614
9/24	W 21-14	JACKSONVILLE	*57,041
10/1	W 31-28	@ New York Jets	77,190
10/8	W 14-13	TENNESSEE	*57,021
10/22	W 36-22	WASHINGTON	*57,274
10/29	W 34-31	@ Denver	76,767
11/5	W 27-20	@ New England	68,756
11/12	W 17-16	BUFFALO	*57,306
11/19	L 14-21	@ Dallas	63,706
11/26	W 45-21	PHILADELPHIA	*57,296
12/3	L 17-20	@ Tennessee	69,143
12/10	L 17-44	@ Jacksonville	67,164
12/18	W 34-16	CINCINNATI	*57,292
12/24	L 24-27	@ Houston	70,132
12/31	W 27-22	MIAMI	*57,310
1/6	W 23-8	KANSAS CITY	*57,215
1/13	W 15-6	@ Baltimore	71,162
1/21	W 38-34	NEW ENGLAND	*57,433
2/4	W 29-17	Chicago (at Miami)	74,512

TEAM STATISTICS		COLTS	OPP
TOTAL FIRST DOWNS		376	325
Rushing		112	150
Passing		241	150
Penalty		23	25
3rd Down: M/A/Pct.	105/187	56.1	90/191 47.1
4th Down: M/A/Pct.	0/4	0.0	11/14 78.6
TOTAL NET YARDS		6070	5316
Avg. Per Game		379.4	332.3
Total Plays		1011	959
Avg. Per Play		6.0	5.5
NET YARDS RUSHING		1762	2768
Avg. Per Game		110.1	173.0
Total Rushes		439	519
NET YARDS PASSING		4308	2548
Avg. Per Game		269.3	159.3
Tackled/Yards Lost		15/89	25/157
Gross Yards		4397	2705
Att./Completions		557/362	415/266
Completion Pct.		65.0	64.1
Had Intercepted		9	15
PUNTS/AVERAGE		48/43.4	47/43.3
NET PUNTING AVG.		48/34.5	47/36.8
PENALTIES/YARDS		86/718	86/667
FUMBLES/BALL LOST		13/10	28/11
TOUCHDOWNS		50	41
Rushing		17	20
Passing		31	16
Defense/Kicking		1/1	2/3
TIME OF POSSESSION		29:32	30:28

SCORE BY PERIODS	1	2	3	4	TOTAL	
COLTS	68	138	106	115	0	427
OPPONENTS	44	127	59	130	0	360

SCORING	TDR	TDP	TDRT	PAT	FG	2 P	3 P	TP
Vinatieri					38-38	25-28		113
Harrison	12							72
Wayne	9					1		56
Addai	7	1						48
Rhodes	5							30
Clark	4							24
Manning	4							24
Fletcher	2							12
Gramatica				9-9	1-1			12
Carthon	1							6
Hayden			1					6
Klecko	1							6
Moorehead	1							6
Stokley	1							6
Wilkins			1					6
Smith				0-1				0
COLTS	17	31	2	47-48	26-29	1	0	427
OPPONENTS	20	16	5	40-40	24-35	1	0	360

2-Point: Colts 1-2, Opponents 1-1

FGS	1-19	20-29	30-39	40-49	50+	TOT.
Vinatieri	1-1	3-3	12-13	9-10	0-1	25-28
Gramatica	0-0	1-1	0-0	0-0	0-0	1-1
COLTS	1-1	4-4	12-13	9-10	0-1	26-29
OPP.	0-0	8-9	5-8	10-17	1-1	24-35

Vinatieri:	(26 32 48 32)(39 43 38)(33 30 19 47)
	(42 30 48 37)(23 37 31 46)(31)(44)
	(53 20 41)(30 44)(33)(46 34)
Gramatica:	(0)(0)(20)(0)(0)(0)(0)(0)(0)(0)(0)
OPP.:	(40)(43)(24 49)(22 47)(49 35)(49)
	(49 36 26)(22 30 43 41)(43 46)(36)
	(25 60)(48 48 34 46)(27 30 28)(42 48)
	(28 38 42 27 34)

RUSHING	NO.	YDS.	AVG.	LG	TD
Addai	226	1081	4.8	41	7
Rhodes	187	641	3.4	17	5
Manning	23	36	1.6	12	4
Carthon	3	4	1.3	3t	1
COLTS	439	1762	4.0	41	17
OPPONENTS	519	2768	5.3	76	20

RECEIVING	NO.	YDS.	AVG.	LG	TD
Harrison	95	1366	14.4	68t	12
Wayne	86	1310	15.2	51t	9
Addai	40	325	8.1	21t	1
Utecht	37	377	10.2	26	0
Rhodes	36	251	7.0	27	0
Clark	30	367	12.2	40	4
Fletcher	18	202	11.2	26	2
Stokley	8	85	10.6	23	1
Moorehead	8	82	10.3	36	1
Proehl	3	30	10.0	13	0
Klecko	1	2	2.0	2t	1
COLTS	362	4397	12.1	68t	31
OPPONENTS	266	2705	10.2	46	16

INTERCEPTIONS	NO.	YDS.	AVG.	LG	TD
Harper	3	18	6.0	19	0
June	3	14	4.7	8	0
Doss	2	47	23.5	31	0
David	2	16	8.0	16	0
Bethae	1	38	38.0	38	0
Jackson	1	24	24.0	24	0
Boiman	1	0	0.0	0	0
Giordano	1	0	0.0	0	0
Sanders	1	0	0.0	0	0
COLTS	15	157	10.5	38	0
OPPONENTS	9	136	15.1	39t	1

PUNTING NO.	YDS.	AVG.	TB	IN20	LG	BLK.	
Smith	47	2085	44.4	5	14	61	1
COLTS	48	2085	43.4	5	14	61	1
OPPONENTS	47	2036	43.3	5	17	63	0

PUNT RETURNS	NO.	FC	YDS.	AVG.	LG	TD
Wilkins	21	13	193	9.2	82t	1
Rushing	2	2	14	7.0	8t	0
COLTS	23	15	207	9.0	82t	1
OPPONENTS	25	9	327	13.1	87t	1

KICKOFF RETURNS	NO.	YDS.	AVG.	LG	TD
Wilkins	52	1272	24.5	70	0
Rushing	2	67	33.5	47	0
Carthon	2	21	10.5	21	0
Da.Reid	1	3	3.0	3	0
Hayden	1	1	1.0	1	0
Dorsey	0	4	0.0	4	0
COLTS	58	1368	23.6	70	0
OPPONENTS	78	2029	26.0	103t	2

SACKS: Colts 25.0, Opponents 15.0; Mathis 9.5-68.5; Freeney 5.5-35.5; Brock 3.0-13.5; McFarland 2.5-11.5; June 1.0-3.0; Reagar 1.0-5.0; Thomas 1.0-8.0; Team 1.0-7.0; Schobel 0.5-5.0

USUAL STARTERS PRO BOWLERS IN BOLDFACE

OFFENSE	DEFENSE
WR Reggie Wayne	LDE Robert Mathis
LT Tarik Glenn	LDT Anthony McFarland
LG Dylan Gandy	RDT Raheem Brock
C Jeff Saturday	RDE Dwight Freeney
RG Jake Scott	LLB Gilbert Gardner
RT Ryan Diem	MLB Gary Brackett
TE Dallas Clark	RLB Cato June
WR Marvin Harrison	LCB Nick Harper
QB Peyton Manning	RCB Jason David
RB Dominic Rhodes	SS Antoine Bethae
H-B Ben Utecht	FS Marlin Jackson

PASSING	ATT.	COMP.	YDS.	PCT.	AVG./ATT.	TD	TD%	INT.	INT%	LG	SACKED	RATING
Manning	557	362	4397	65.0	7.89	31	5.6	9	1.6	68t	14/86	101.0
Addai	0	0	0	0.0	0.00	0	0.0	0	0.0	0	1/3	0.0
COLTS	557	362	4397	65.0	7.89	31	5.6	9	1.6	68t	15/89	101.0
OPPONENTS	415	266	2705	64.1	6.52	16	3.9	15	3.6	46t	25/157	80.4

ADMINISTRATION

COACHING STAFF

FOOTBALL OPERATIONS

BUSINESS OPERATIONS

PLAYERS

2016 SEASON IN REVIEW

COLTS HISTORY

RECORDS

COLTS IN THE COMMUNITY



2007

RECORD: 13-3 COACH: TONY DUNGY
 FIRST – AFC SOUTH DIVISION
 HOME: 6-2 ROAD: 7-1
 DIV: 5-1 CONF: 9-3 NCONF: 4-0

ADMINISTRATION
 COACHING STAFF

FOOTBALL OPERATIONS

BUSINESS OPERATIONS

PLAYERS

2016 SEASON IN REVIEW

COLTS HISTORY

RECORDS

COLTS IN THE COMMUNITY

*Sellout

DATE	RESULTS	OPPONENT	ATTENDANCE
9/6	W 41-10	NEW ORLEANS	*57,361
9/16	W 22-20	@ Tennessee	69,143
9/23	W 30-24	@ Houston	70,765
9/30	W 38-20	DENVER	*57,274
10/7	W 33-14	TAMPA BAY	*57,202
10/22	W 29-7	@ Jacksonville	67,164
10/28	W 31-7	@ Carolina	74,005
11/4	L 20-24	NEW ENGLAND	*57,540
11/11	L 21-23	@ San Diego	67,726
11/18	W 13-10	KANSAS CITY	*57,294
11/22	W 31-13	@ Atlanta	69,845
12/2	W 28-25	JACKSONVILLE	*57,302
12/9	W 44-20	@ Baltimore	70,513
12/16	W 21-14	@ Oakland	62,000
12/23	W 38-15	HOUSTON	*57,262
12/30	L 10-16	TENNESSEE	*57,202
1/13	L 24-28	SAN DIEGO	*56,950

TEAM STATISTICS

COLTS	OPP
TOTAL FIRST DOWNS	357 288
Rushing	119 111
Passing	212 162
Penalty	26 15
3rd Down: M/A/Pct.100/203	49.3 94/208 45.2
4th Down: M/A/Pct. 6/10	60.0 14/25 56.0
TOTAL NET YARDS	5739 4475
Avg. Per Game	358.7 279.7
Total Plays	1020 980
Avg. Per Play	5.6 4.6
NET YARDS RUSHING	1706 1711
Avg. Per Game	106.6 106.9
Total Rushes	446 454
NET YARDS PASSING	4033 2764
Avg. Per Game	252.1 172.8
Tackled/Yards Lost	23/139 28/162
Gross Yards	4172 2926
Att./Completions	551/355 498/325
Completion Pct.	64.4 65.3
Had Intercepted	14 22
PUNTS/AVERAGE	52/41.9 56/44.2
NET PUNTING AVG.	52/34.2 56/38.5
PENALTIES/YARDS	67/515 85/722
FUMBLES/BALL LOST	14/5 27/15
TOUCHDOWNS	54 31
Rushing	19 10
Passing	32 16
Defense/Kicking	2/1 1/4
TIME OF POSSESSION	29:49 30:11

SCORE BY PERIODS

	1	2	3	4	OT	TOTAL
COLTS	90	146	118	96	0	450
OPPONENTS	67	67	41	87	0	262

SCORING	TDR	TD	TDRT	PAT	FG	Z	P	SP	TP
Vinatieri					49-51	23-29			118
Addai	12	3					1		92
Clark			11						66
Wayne			10						60
Keith	3	1							24
Gonzalez			3						18
Manning	3								18
Brackett				1					6
C.Dawson	1								6
Giordano				1					6
Harrison			1						6
Lawton			1						6
Rushing				1					6
Thorpe			1						6
Utecht			1						6
Fletcher						1			2
Freeny							1		2
COLTS	19	32	3	49-51	23-29	2	2	450	
OPPONENTS	16	5	27-27	15-20	2	0	262		

2-Point: Colts 2-3, Opponents 2-4

FGS	1-19	20-29	30-39	40-49	50+	TOT.
Vinatieri	1-1	14-15	8-10	0-2	0-1	23-29
COLTS	1-1	14-15	8-10	0-2	0-1	23-29
OPP.	0-0	1-1	10-10	3-7	1-2	15-20

Vinatieri:	(33,33)	(22,39)	20,36)	(36,28)	35)(22)
	(27,35) <td>(36,20) <td>(20) <td>(50,21) <td>25)(42,29) </td></td></td></td>	(36,20) <td>(20) <td>(50,21) <td>25)(42,29) </td></td></td>	(20) <td>(50,21) <td>25)(42,29) </td></td>	(50,21) <td>25)(42,29) </td>	25)(42,29)
	(49,38) <td>27,24)(24) <td>(11) <td>(22,19) <td>29)(37) </td></td></td></td>	27,24)(24) <td>(11) <td>(22,19) <td>29)(37) </td></td></td>	(11) <td>(22,19) <td>29)(37) </td></td>	(22,19) <td>29)(37) </td>	29)(37)
OPP.:	(52,34) <td>(30,36) <td>(33) <td>(33) <td>(33)(34) </td></td></td></td>	(30,36) <td>(33) <td>(33) <td>(33)(34) </td></td></td>	(33) <td>(33) <td>(33)(34) </td></td>	(33) <td>(33)(34) </td>	(33)(34)
	(43,47,45) <td>(34,30) <td>(46,47) <td>(11)(49) <td>(40,54,33)</td> </td></td></td>	(34,30) <td>(46,47) <td>(11)(49) <td>(40,54,33)</td> </td></td>	(46,47) <td>(11)(49) <td>(40,54,33)</td> </td>	(11)(49) <td>(40,54,33)</td>	(40,54,33)

RUSHING	NO.	YDS.	AVG.	LG	TD
Addai	261	1072	4.1	23	12
Keith	121	533	4.4	22	3
C.Dawson	30	64	2.1	12	1
Clark	2	29	14.5	15	0
Lawton	5	13	2.6	4	0
Wayne	1	4	4.0	4	0
Sorgi	6	-4	-0.7	1	0
Manning	20	-5	-0.3	4	3
COLTS	446	1706	3.8	23	19
OPPONENTS	454	1711	3.8	32	10

RECEIVING	NO.	YDS.	AVG.	LG	TD
Wayne	104	1510	14.5	64	10
Clark	58	616	10.6	39	11
Addai	41	364	8.9	73t	3
Gonzalez	37	576	15.6	57t	3
Utecht	31	364	11.7	30	1
Harrison	20	247	12.4	42	1
Fletcher	18	143	7.9	21	0
Keith	13	77	5.9	14	1
Thorpe	12	70	5.8	12	1
Moorehead	8	65	8.1	16	0
Aromashodu	7	96	13.7	28	0
Lawton	4	29	7.3	11	1
C.Dawson	2	15	7.5	9	0
COLTS	355	4172	11.8	73t	32
OPPONENTS	325	2926	9.0	55	16

INTERCEPTIONS	NO.	YDS.	AVG.	LG	TD
Brackett	4	128	32.0	49	0
Bethae	4	47	11.8	30	0
Hayden	3	17	5.7	20	0
Giordano	2	89	44.5	83t	1
Sanders	2	32	16.0	29	0
Boiman	2	28	14.0	26	0
Session	2	3	1.5	3	0
Keiaho	1	11	11.0	11	0
Bullitt	1	0	0.0	0	0
Jackson	1	0	0.0	0	0
COLTS	22	355	16.1	83t	1
OPPONENTS	14	136	9.7	37	0

PUNTING NO.	YDS.	AVG.	TB	INT	LG	BLK.
Smith	52	2181	41.9	5	18	63
COLTS	52	2181	41.9	5	18	63
OPPONENTS	56	2474	44.2	2	24	65

PUNT RETURNS	NO.	FC	YDS.	AVG.	LG	TD
Rushing	19	14	249	13.1	90t	1
Thorpe	6	0	31	5.2	29t	0
COLTS	25	14	280	11.2	90t	1
OPPONENTS	22	13	305	13.9	74t	1

KICKOFF RETURNS	NO.	YDS.	AVG.	LG	TD
Rushing	31	714	23.0	47	0
Thorpe	15	318	21.2	40	0
Lawton	5	95	19.0	22	0
Keith	1	15	15.0	15	0
Reid	1	15	15.0	15	0
COLTS	53	1157	21.8	47	0
OPPONENTS	81	2029	25.0	94t	3

SACKS: Colts 28.0, Opponents 23.0; Mathis 7.0-50.0; Freeny 3.5-15.5; Sanders 3.5-17.0; Brock 2.5-14.5; Pitcock 1.5-6.5; Charleston 1.0-0.0; K. Dawson 1.0-5.0; Hagler 1.0-2.0; Johnson 1.0-6.0; Klecko 1.0-9.0; Rice 1.0-8.0; Thomas 1.0-5.0; Team 1.0-8.0; Brackett 0.5-0.0; Jackson 0.5-5.5; Keiaho 0.5-5.5; Reid 0.5-4.5

USUAL STARTERS
 PRO BOWLERS IN BOLDFACE

OFFENSE	DEFENSE
WR Reggie Wayne	LDE Robert Mathis
LT Tony Ugoh	LDT Raheem Brock
LG Ryan Lijja	RDT Ed Johnson
C Jeff Saturday	RDE Dwight Freeny
RG Jake Scott	LLB Rocky Boiman
RT Ryan Diem	MLB Gary Brackett
TE Dallas Clark	RLB Freddy Keiaho
WR Anthony Gonzalez	LCB Kelvin Hayden
QB Peyton Manning	RCB Marlin Jackson
RB Joseph Addai	SS Antoine Bethea
H-B Ben Utecht	FS Bob Sanders

PASSING	ATT.	COMP.	YDS.	PCT.	AVG./ATT.	TD	TD%	INT.	INT%	LG	SACKED	RATING
Manning	515	337	4040	65.4	7.84	31	6.0	14	2.7	73t	21/124	98.0
Sorgi	36	18	132	50.0	3.67	1	2.8	0	0.0	12t	2/15	68.3
COLTS	551	355	4172	64.4	7.57	32	5.8	14	2.5	73t	23/139	96.1
OPPONENTS	498	325	2926	65.3	5.88	16	3.2	22	4.4	55t	28/162	73.3

2008

RECORD: 12-4 COACH: TONY DUNGY
SECOND - AFC SOUTH DIVISION
HOME: 6-2 ROAD: 6-2
DIV: 4-2 CONF: 10-2 NCONF: 2-2

*Sellout ^Roof/Window Open #Roof Open/Window Closed @Roof Closed/Window Open

DATE	RESULTS	OPPONENT	ATTENDANCE
9/7	L	13-29 CHICAGO	*#66,822
9/14	W	18-15 @ Minnesota	63,585
9/21	L	21-23 JACKSONVILLE	*#65,938
10/5	W	31-27 @ Houston	70,118
10/12	W	31-3 BALTIMORE	*#66,153
10/19	L	14-34 @ Green Bay	71,010
10/27	L	21-31 @ Tennessee	69,143
11/2	W	18-15 NEW ENGLAND	*#66,508
11/9	W	24-20 @ Pittsburgh	64,043
11/16	W	33-27 HOUSTON	*#66,201
11/23	W	23-20 @ San Diego	68,428
11/30	W	10-6 @ Cleveland	72,411
12/7	W	35-3 CINCINNATI	*#66,402
12/14	W	31-21 DETROIT	*#66,281
12/18	W	23-0 @ Jacksonville	65,648
12/28	W	31-24 TENNESSEE	*#66,721
1/3	L	17-23 OT @ San Diego	68,082

TEAM STATISTICS

	COLTS	OPP
TOTAL FIRST DOWNS	321	305
Rushing	80	119
Passing	220	165
Penalty	21	21
3rd Down: M/A/Pct.101/201	50.2	100/211 47.4
4th Down: M/A/Pct.	11/16 68.8	3/7 42.9
TOTAL NET YARDS	5368	4975
Avg. Per Game	335.5	310.9
Total Plays	969	983
Avg. Per Play	5.5	5.1
NET YARDS RUSHING	1274	1966
Avg. Per Game	79.6	122.9
Total Rushes	370	472
NET YARDS PASSING	4094	3009
Avg. Per Game	255.9	188.1
Tackled/Yards Lost	14/86	30/200
Gross Yards	4180	3209
Att./Completions	585/393	481/329
Completion Pct.	67.2	68.4
Had Intercepted	12	15
PUNTS/AVERAGE	53/44.2	53/44.9
NET PUNTING AVG.	53/38.8	53/39.0
PENALTIES/YARDS	86/619	68/543
FUMBLES/BALL LOST	13/5	24/11
TOUCHDOWNS	45	28
Rushing	13	18
Passing	27	6
Defense/Return/Kicking	4/1/0	4/0/0
TIME OF POSSESSION	28:39	31:21

SCORE BY PERIODS	1	2	3	4	OT	TOTAL
COLTS	98	71	81	127	0	377
OPPONENTS	45	111	67	75	0	298

SCORING	TDR	TDP	TDRT	PAT	FG	2P	S	TP
Vinatieri				43-43	20-25			103
Rhodes	6	3				1		56
Addai	5	2						42
Wayne	6					1		38
Clark	6							36
Harrison	5							30
Gonzalez	4							24
Brackett		1						6
Hayden		1						6
Manning	1							6
Mathis		1						6
Ratliff		1						6
Richard		1						6
Santi		1						6
Simpson	1							6
COLTS	13	27	5	43-43	20-25	2	0	377
OPPONENTS	18	6	4	25-25	33-38	2	1	298

2-Point: Colts 2-2, Opponents 2-3

FGS	1-19	20-29	30-39	40-49	50+	TOT.
Vinatieri	0-0	3-3	11-13	4-7	2-2	20-25
COLTS	0-0	3-3	11-13	4-7	2-2	20-25
OPP.	1-1	11-11	9-12	3-3	3-3	33-38

Vinatieri: (39,34)(30,47)(46,49)(37,45B)(52,36)
 (40,39,32,31)(23,38,51)(30,46)(31)
 (30,45)(28,21,38)
 OPP.: (41,25)(45,27,53,46,28,48)(26,21,51)
 (37,43)(37)(31,36,29)(34,44,43,48)
 (29,35,25)(42,24)(28,34)(35,47)(34,25,34)
 (19)(51,30)(44)(48)

RUSHING	NO.	YDS.	AVG.	LG	TD
Addai	155	544	3.5	23	5
Rhodes	152	538	3.5	38	6
Ball	13	83	6.4	23	0
Simpson	15	45	3.0	10	1
Davenport	8	26	3.3	8	0
Manning	20	21	1.1	12	1
Hart	2	9	4.5	7	0
Sorgi	5	8	1.6	12	0
COLTS	370	1274	3.4	38	13
OPPONENTS	472	1966	4.2	71	18

RECEIVING	NO.	YDS.	AVG.	LG	TD
Wayne	82	1145	14.0	65t	6
Clark	77	848	11.0	37	6
Harrison	60	636	10.6	67t	5
Gonzalez	57	664	11.6	58	4
Rhodes	45	302	6.7	29	3
Addai	25	206	8.2	56t	2
Robinson	19	166	8.7	23	0
Santi	10	64	6.4	13	1
Davenport	4	54	13.5	33	0
Garcon	4	23	5.8	12	0
Simpson	3	30	10.0	15	0
Tammie	3	12	4.0	6	0
Hart	1	18	18.0	18	0
Hall	1	9	9.0	9	0
Ball	1	5	5.0	5	0
C.Johnson	1	-2	-2.0	-2	0
COLTS	393	4180	10.6	75	27
OPPONENTS	329	3209	9.8	61	6

INTERCEPTIONS	NO.	YDS.	AVG.	LG	TD
Bullitt	4	7	1.8	3	0
Hayden	3	135	45.0	85t	1
Ratliff	2	37	18.5	35t	1
Jennings	2	9	4.5	6	0
Bethae	2	0	0.0	0	0
Hughes	1	16	16.0	16	0
Sanders	1	0	0.0	0	0
COLTS	15	204	13.6	85t	2
OPPONENTS	12	294	24.5	99t	3

PUNTING	NO.	YDS.	AVG.	TB	IN20	LG	BLK.
Smith	53	2345	44.2	2	23	64	0
COLTS	53	2345	44.2	2	23	64	0
OPPONENTS	53	2381	44.9	9	17	75	0

PUNT RETURNS	NO.	FC	YDS.	AVG.	LG	TD
Ratliff	16	12	89	5.6	19	0
Forsett	4	1	36	9.0	25	0
Garcon	1	0	5	5.0	5	0
Harrison	1	0	2	2.0	2	0
COLTS	22	13	132	6.0	25	0
OPPONENTS	27	11	249	9.2	39	0

KICKOFF RETURNS	NO.	YDS.	AVG.	LG	TD
Garcon	22	475	21.6	39	0
Simpson	15	344	22.9	46	0
Forsett	11	248	22.5	28	0
Davenport	5	107	21.4	26	0
Roby	5	101	20.2	25	0
Reid	1	12	12.0	12	0
K.Dawson	1	11	11.0	11	0
Tammie	1	11	11.0	11	0
Harrison	1	3	3.0	3	0
Wheeler	1	0	0.0	0	0
COLTS	63	1312	20.8	46	0
OPPONENTS	70	1700	24.3	50	0

SACKS: Colts 30.0, Opponents 14.0; Mathis 11.5-66.5; Freemy 10.5-78.5; Brock 3.5-28.0; Reid 2.0-12.0; Howard 1.5-6.0; Cu, Johnson 1.0-9.0.

USUAL STARTERS			
PRO BOWLERS IN BOLDFACE		DEFENSE	
WR Reggie Wayne	LDE	Raheem Brock	
LT Tony Ugoh	LDT	Eric Foster	
LG Charlie Johnson	ROT	Keyunta Dawson	
C Jeff Saturday	RDE Dwight Freemy		
RG Mike Pollak	LLB	Clint Session	
RT Ryan Diem	MLB	Gary Brackett	
TE Dallas Clark	RLB	Freddy Keaiah	
WR Marvin Harrison	LCB	Kelvin Hayden	
QB Peyton Manning	RCB	Marlin Jackson	
RB Joseph Addai	SS	Antoine Bethae	
H-B Gijon Robinson	FS	Melvin Bullitt	
	DE Robert Mathis		

PASSING	ATT.	COMP.	YDS.	PCT.	AVG./ATT.	TD	TD%	INT.	INT%	LG	SACKED	RATING
Manning	555	371	4002	66.8	7.21	27	4.9	12	2.2	75	14/86	95.0
Sorgi	30	22	178	73.3	5.93	0	0.0	0	0.0	33	0/0	87.9
COLTS	585	393	4180	67.2	7.15	27	4.6	12	2.1	75	14/86	94.7
OPPONENTS	481	329	3209	68.4	6.67	6	1.2	15	3.1	61	30/200	78.0

ADMINISTRATION
 COACHING STAFF
 FOOTBALL OPERATIONS
 BUSINESS OPERATIONS
 PLAYERS
 2016 SEASON IN REVIEW
 COLTS HISTORY
 RECORDS
 COLTS IN THE COMMUNITY

2009

AFC CHAMPIONS

RECORD: 14-2 COACH: JIM CALDWELL

FIRST – AFC SOUTH DIVISION

HOME: 7-1 ROAD: 7-1

DIV: 6-0 CONF: 10-2 NCONF: 4-0

*Sellout ^Roof/Window Open #Roof Open/Window Closed @Roof Closed/Window Open

DATE	RESULTS	OPPONENT	ATTENDANCE
9/13	W 14-12	JACKSONVILLE	*#65,757
9/21	W 27-23	@ Miami	66,227
9/27	W 31-10	@ Arizona	62,692
10/4	W 34-17	SEATTLE	*#66,112
10/11	W 31-9	@ Tennessee	69,143
10/25	W 42-6	@ St. Louis	60,108
11/1	W 18-14	SAN FRANCISCO	*#66,229
11/8	W 20-17	HOUSTON	*#66,033
11/15	W 35-34	NEW ENGLAND	*#67,476
11/22	W 17-15	@ Baltimore	71,320
11/29	W 35-27	@ Houston	70,990
12/6	W 27-17	TENNESSEE	*#66,321
12/13	W 28-16	DENVER	*#67,248
12/17	W 35-31	@ Jacksonville	63,753
12/27	L 15-29	NEW YORK JETS	*#67,222
1/3	L 7-30	@ Buffalo	69,948
1/16	W 20-3	BALTIMORE	*#67,535
1/24	W 30-17	NEW YORK JETS	*#67,650
2/7	L 17-31	New Orleans (at Miami)	74,059

TEAM STATISTICS	COLTS	OPP
TOTAL FIRST DOWNS	339	320
Rushing	69	106
Passing	241	203
Penalty	29	11
3rd Down: M/A/Pct.	95/193 49.2	104/231 45.0
4th Down: M/A/Pct.	5/11 45.5	6/19 31.6
TOTAL NET YARDS	5809	5427
Avg. Per Game	363.1	339.2
Total Plays	980	1084
Avg. Per Play	5.9	5.0
NET YARDS RUSHING	1294	2024
Avg. Per Game	80.9	126.5
Total Rushes	366	467
NET YARDS PASSING	4515	3403
Avg. Per Game	282.2	212.7
Tackled/Yards Lost	13/90	34/228
Gross Yards	4605	3631
Att./Completions	601/402	583/372
Completion Pct.	66.9	63.8
Had Intercepted	19	16
PUNTS/AVERAGE	64/44.3	65/44.4
NET PUNTING AVG.	64/37.8	65/40.5
PENALTIES/YARDS	74/546	92/889
FUMBLES/BALL LOST	11/5	20/10
TOUCHDOWNS	53	31
Rushing	16	10
Passing	34	19
Defense/Kicking	2/1	1/1
TIME OF POSSESSION	27:40	32:20

SCORE BY PERIODS	1	2	3	4	OT	TOTAL
COLTS	96	147	58	115	0	416
OPPONENTS	66	105	52	84	0	307

SCORING	TDR	TDP	TDRT	PAT	FG	2P	S	TP
Addai	10	3						78
Clark		10						60
Stover			33/33	9/11				60
Wayne		10						60
Collie		7						42
Vinatieri			17/18	7/9				38
Garcon		4						24
Brown	3							18
Simpson	2		1					18
Hart	1							6
Lacey			1					6
Session			1					6
COLTS	16	34	3	50-51	16-20	0	0	416
OPPONENTS	10	19	2	27-27	30-36	2	0	307

2-Point: Colts 0-2, Opponents 2-4

FGS	1-19	20-29	30-39	40-49	50+	TOT.
Stover	0-0	2-2	5-6	2-2	0-1	9-11
Vinatieri	1-1	3-3	1-2	2-2	0-1	7-9
COLTS	1-1	5-5	6-8	4-4	0-2	16-20
OPP.	0-0	4-4	13-14	11-14	2-4	30-36

Stover: (XXXXXXXXXX)38,33,31,40,(22,37)(25)(32)
(43,52,36)(XXXX)

Vinatieri: (52)(43,48)(32,26)(37,19)(23XXXXXXXXXXXX)(22)(1)
OPP.: (24,46,63)(45,44,49,45)(38)(38)(49,43,46)
(30,45)(156,42)(31,36)(46,44,38,36,30,20)
(35,33)(20)(42,28)(50,57)(35,43)(31,33,36)

RUSHING	NO.	YDS.	AVG.	LG	TD
Addai	219	828	3.8	21t	10
Brown	78	281	3.6	45	3
Simpson	15	102	6.8	31t	2
Hart	26	70	2.7	15	1
Clark	2	11	5.5	7	0
Garcon	2	10	5.0	17	0
Painter	3	4	1.3	10	0
Collie	2	1	0.5	2	0
Manning	19	-13	-0.7	3	0
COLTS	366	1294	3.5	45	16
OPPONENTS	467	2024	4.3	64t	10

RECEIVING	NO.	YDS.	AVG.	LG	TD
Wayne	100	1264	12.6	65t	10
Clark	100	1106	11.1	80t	10
Collie	60	676	11.3	39t	7
Addai	51	336	6.6	25	3
Garcon	47	765	16.3	66	4
Brown	11	169	15.4	72	0
Robinson	9	62	6.9	19	0
Santi	8	107	13.4	31	0
Hart	5	54	10.8	14	0
Baskett	4	28	7.0	9	0
Tammie	3	35	11.7	21	0
Simpson	3	1	0.3	5	0
Clowerty	1	2	2.0	2	0
COLTS	402	4605	11.5	80t	34
OPPONENTS	372	3631	9.8	63t	19

INTERCEPTIONS	NO.	YDS.	AVG.	LG	TD
Bethea	4	19	4.8	19	0
Lacey	3	53	17.7	35t	1
Session	2	35	17.5	27t	1
Jennings	2	13	6.5	13	0
Sanders	1	29	29.0	29	0
Brackett	1	8	8.0	8	0
Hayden	1	6	6.0	6	0
Jackson	1	3	3.0	3	0
Powers	1	1	1.0	1	0
COLTS	16	167	10.4	35t	2
OPPONENTS	19	229	12.1	42	0

PUNTING	NO.	YDS.	AVG.	TB	IN20	LG	BLK.
McAfee	64	2837	44.3	6	21	60	0
COLTS	64	2837	44.3	6	21	60	0
OPPONENTS	65	2883	44.4	5	25	59	0

PUNT RETURNS	NO.	FC	YDS.	AVG.	LG	TD
Rushing	21	22	119	5.7	22	0
Silva	7	1	32	4.6	7	0
Jennings	1	0	0	0.0	0	0
COLTS	29	23	151	5.2	22	0
OPPONENTS	36	15	301	8.4	69	0

KICKOFF RETURNS	NO.	YDS.	AVG.	LG	TD
Simpson	38	898	23.6	93t	1
Rushing	7	127	18.1	22	0
Giguere	5	122	24.4	36	0
Brown	1	21	21.0	21	0
Collie	1	8	8.0	8	0
Dawson	1	14	14.0	14	0
Robinson	1	10	10.0	10	0
Silva	1	19	19.0	19	0
COLTS	55	1219	22.2	93t	1
OPPONENTS	60	1519	25.3	106t	1

SACKS: Colts 34.0, Opponents 13.0; Freeny 13.5-95.5; Mathis 9.5-57.0; Brock 3.5-31.5; Foster 2.5-19.0; Brackett 1.0-7.0; A. Johnson 1.0-3.0; Keiaho 1.0-5.0; Wheeler 1.0-0.0; Muir 0.5-5.0; Session 0.5-5.0

USUAL STARTERS

PRO BOWLERS IN BOLDFACE

OFFENSE	DEFENSE
WR Reggie Wayne	LDE Robert Mathis
LT Charlie Johnson	LDT Dan Muir
LG Ryan Lijia	RDT Antonio Johnson
RG Jeff Saturday	RDE Dwight Freeny
RC Kyle DeVan	LLB Clint Session
RT Ryan Diem	MLB Gary Brackett
TE Dallas Clark	RLB Philip Wheeler
WR Pierre Garcon	LCB Kelvin Hayden
QB Peyton Manning	RCB Jerraud Powers
RB Joseph Addai	SS Antoine Bethea
H-B Gijon Robinson	FS Melvin Bullitt

PASSING	ATT.	COMP.	YDS.	PCT.	AVG./ATT.	TD	TD%	INT.	INT%	LG	SACKED	RATING
Manning	571	393	4500	68.8	7.88	33	5.8	16	2.8	80t	10/74	99.9
Painter	28	8	83	28.6	2.96	0	0.0	2	7.1	22t	3/16	9.8
Addai	1	1	22	100.0	22.00	1	100.0	0	0.0	22t	0/0	158.3
Wayne	1	0	0	0.0	0.00	0	0.0	1	100.0	0	0/0	0.0
COLTS	601	402	4605	66.9	7.66	34	5.7	19	3.2	80t	13/90	95.4
OPPONENTS	583	372	3631	63.8	6.23	19	3.3	16	2.7	63t	34/228	80.6

2010

RECORD: 10-6 COACH: JIM CALDWELL
 FIRST – AFC SOUTH DIVISION
 HOME: 6-2 ROAD: 4-4
 DIV: 4-2 CONF: 8-4 NCONF: 2-2

*Sellout ^Roof/Window Open #Roof Open/Window Closed @Roof Closed/Window Open

DATE	RESULTS	OPPONENT	ATTENDANCE
9/12	L	24-34 @ Houston	70,974
9/19	W	38-14 NEW YORK GIANTS *#67,275	
9/26	W	27-13 @ Denver	76,401
10/3	L	28-31 @ Jacksonville	63,111
10/10	W	19-9 KANSAS CITY	*66,869
10/17	W	27-24 @ Washington	87,883
11/1	W	30-17 HOUSTON	*66,363
11/7	L	24-26 @ Philadelphia	69,144
11/14	W	23-17 CINCINNATI	*67,404
11/21	L	28-31 @ New England	68,756
11/28	L	14-36 SAN DIEGO	*66,085
12/5	L	35-38 OT DALLAS	*67,471
12/9	W	30-28 @ Tennessee	69,143
12/19	W	34-24 JACKSONVILLE	*67,147
12/26	W	31-26 @ Oakland	52,567
1/2	W	23-20 TENNESSEE	*67,188
1/8	L	16-17 NEW YORK JETS	*65,332

TEAM STATISTICS	COLTS	OPP
TOTAL FIRST DOWNS	366	314
Rushing	87	111
Passing	253	190
Penalty	26	13
3rd Down: M/A/Pct.	91/204 44.6	78/200 39.0
4th Down: M/A/Pct.	5/8 62.5	8/18 44.4
TOTAL NET YARDS	6092	5465
Avg. Per Game	380.8	341.6
Total Plays	1088	1010
Avg. Per Play	5.6	5.4
NET YARDS RUSHING	1483	2032
Avg. Per Game	92.7	127.0
Total Rushes	393	445
NET YARDS PASSING	4609	3433
Avg. Per Game	288.1	214.6
Tackled/Yards Lost	16/91	30/194
Gross Yards	4700	3627
Att./Completions	679/450	535/356
Completion Pct.	66.3	66.5
Had Intercepted	17	10
PUNTS/AVERAGE	69/42.2	67/44.4
NET PUNTING AVG.	69/35.5	67/41.0
PENALTIES/YARDS	79/709	95/812
FUMBLES/BALL LOST	14/8	24/11
TOUCHDOWNS	51	42
Rushing	13	14
Passing	33	22
Defense/Kicking	4/1	4/2
TIME OF POSSESSION	29:41	30:19

SCORE BY PERIODS	1	2	3	4	OT	TOTAL
COLTS	78	160	68	129	0	435
OPPONENTS	70	89	115	111	3	388

SCORING	TDR	TDP	TDRT	PAT	FG	2P	3P	TP
Vinatieri					51-51	26-28		129
Collie		8						48
Garcon		6						36
James	6							36
Wayne		6						36
White		5						30
Addai	4							24
Tammie		4						24
Clark		3						18
Brown	2							12
Hayden			2					12
Hagler			1					6
Hart	1							6
Moala			1					6
Robinson		1						6
Smith			1					6
COLTS	13	33	5	51-51	26-28	0	0	435
OPPONENTS	14	22	6	41-41	31-36	1	0	388

2-Point: Colts 0-0, Opponents 1-1

FGS	1-19	20-29	30-39	40-49	50+	TOT.
Vinatieri	0-0	8-8	9-10	9-10	0-0	26-28
COLTS	0-0	8-8	9-10	9-10	0-0	26-28
OPP.	0-0	9-9	10-10	7-9	5-8	31-36

Vinatieri: (20/38)(38.33)(20 24 42)
 (38,43,48)(33/48,23,36)(37/28,47,23)
 (11/21,28,47)(34,37)(30/48,44,43)
 OPP.: (30,49)(25,34)(59/45,35,43,51)(48,39)
 (53/22,21,31,44)(27/25)(28,33,50,30,20)
 (30,48,46,38)(22/59,38,54,51,45)
 (26,42,61)

RUSHING	NO.	YDS.	AVG.	LG	TD
Brown	129	497	3.9	49	2
Addai	116	495	4.3	46	4
Hart	43	185	4.3	35	1
Rhodes	37	172	4.6	15	0
James	46	112	2.4	11	6
Manning	18	18	1.0	27	0
Garcon	2	6	3.0	11	0
Moore	2	-2	-1.0	11	0
COLTS	393	1483	3.8	49	13
OPPONENTS	445	2032	4.6	62	14

RECEIVING	NO.	YDS.	AVG.	LG	TD
Wayne	111	1355	12.2	50	6
Garcon	67	784	11.7	57	6
Tammie	67	631	9.4	30	4
Collie	58	649	11.2	73	8
Clark	37	347	9.4	50	3
White	36	355	9.9	33	5
Brown	20	205	10.3	25	0
Addai	19	124	6.5	15	0
James	9	63	7.0	11	0
James	6	40	6.7	17	0
Hart	6	25	4.2	10	0
Gonzalez	5	67	13.4	34	0
Eldridge	5	39	7.8	10	0
Robinson	3	12	4.0	16	1
Rhodes	1	4	4.0	14	0
COLTS	450	4700	10.4	73	33
OPPONENTS	356	3627	10.2	61	22

INTERCEPTIONS	NO.	YDS.	AVG.	LG	TD
Hayden	2	56	28.0	31	2
Powers	2	11	5.5	11	0
Francisco	2	10	5.0	11	0
Lacey	1	44	44.0	44	0
Hagler	1	35	35.0	35	0
Bethae	1	31	31.0	31	0
Bullitt	1	19	19.0	19	0
COLTS	10	206	20.6	44	2
OPPONENTS	17	277	16.3	47	4

PUNTING NO.	YDS.	AVG.	TB	IN20	LG	BLK.	
McAfee	65	2731	42.0	7	21	66	0
Kapinos	4	178	44.5	1	2	55	0
COLTS	69	2909	42.2	8	23	66	0
OPPONENTS	67	2978	44.4	1	23	65	1

PUNT RETURNS	NO.	FC	YDS.	AVG.	LG	TD
White	10	14	80	8.0	18	0
Powers	8	4	63	7.9	13	0
James	7	3	35	5.0	14	0
Moore	6	3	36	6.0	16	0
COLTS	31	24	214	6.9	18	0
OPPONENTS	28	22	299	10.7	78	1

KICKOFF RETURNS	NO.	YDS.	AVG.	LG	TD
Tryon	14	299	21.4	39	0
James	14	229	16.4	26	0
Moore	12	257	21.4	33	0
Rhodes	12	252	21.0	27	0
Brown	5	102	20.4	23	0
Moore	5	102	20.4	27	0
James	3	16	5.3	16	0
Hagler	1	41	41.0	41	1
Foster	1	12	12.0	12	0
COLTS	67	1310	19.6	41	1
OPPONENTS	73	1880	25.8	99	1

SACKS: Colts 30.0, Opponents 16.0; Mathis 11.0-59.5; Freaney 10.0-74.0; Foster 3.5-30.5; Angerer 1.0-8.0; Team 1.0-8.0; Session 1.0-7.0; Hagler 1.0-1.0; Brackett 0.5-4.0; Bethae 0.5-1.0; A. Johnson 0.5-1.0

USUAL STARTERS PRO BOWLERS IN BOLDFACE

OFFENSE	DEFENSE
WR Reggie Wayne	LDE Robert Mathis
LT Charlie Johnson	LDT Fili Moala
LG Kyle DeVan	RDT Dan Muir
C Jeff Saturday	RDE Dwight Freaney
Mike Pollak	LLB Pat Angerer
RT Ryan Diem	MLB Gary Brackett
TE Jacob Tammie	RLB Kavell Conner
WR Pierre Garcon	LCB Kelvin Hayden
QB Peyton Manning	RCB Jerraud Powers
RB Donald Brown	SS Antoine Bethae
H-B Brody Eldridge	FS Aaron Francisco

PASSING	ATT.	COMP.	YDS.	PCT.	AVG./ATT.	TD	TD%	INT.	INT%	LG	SACKED	RATING
Manning	679	450	4700	66.3	6.92	33	4.9	17	2.5	73t	16/91	91.9
COLTS	679	450	4700	66.3	6.92	33	4.9	17	2.5	73t	16/91	91.9
OPPONENTS	535	356	3627	66.5	6.78	22	4.1	10	1.9	61	30/194	91.7

ADMINISTRATION

COACHING STAFF

FOOTBALL OPERATIONS

BUSINESS OPERATIONS

PLAYERS

2016 SEASON IN REVIEW

COLTS HISTORY

RECORDS

COLTS IN THE COMMUNITY



2011

RECORD: 2-14 COACH: JIM CALDWELL
FOURTH – AFC SOUTH DIVISION
HOME: 2-6 ROAD: 0-8
DIV: 2-4 CONF: 2-10 NCONF: 0-4

ADMINISTRATION
 COACHING STAFF
 FOOTBALL OPERATIONS
 BUSINESS OPERATIONS
 PLAYERS
 2016 SEASON IN REVIEW
 COLTS HISTORY
 RECORDS
 COLTS IN THE COMMUNITY

*Sellout ^Roof/Window Open #Roof Open/Window Closed @Roof Closed/Window Open

DATE	RESULTS	OPPONENT	ATTENDANCE
9/11	L	7-34 @ Houston	71,444
9/18	L	19-27 CLEVELAND	*@65,035
9/25	L	20-23 PITTSBURGH	*66,309
10/3	L	17-24 @ Tampa Bay	63,972
10/9	L	24-28 KANSAS CITY	*@65,088
10/16	L	17-27 @ Cincinnati	52,068
10/23	L	7-62 @ New Orleans	73,012
10/30	L	10-27 @ Tennessee	69,143
11/6	L	7-31 ATLANTA	*@65,218
11/13	L	3-17 JACKSONVILLE	*@64,619
11/27	L	19-27 CAROLINA	*63,928
12/4	L	24-31 @ New England	68,756
12/11	L	10-24 @ Baltimore	71,187
12/18	W	27-14 TENNESSEE	*64,271
12/22	W	19-16 HOUSTON	*64,159
1/1	L	13-19 @ Jacksonville	62,481

SCORING	TDR	TDP	TDRT	PAT	FG	2P	S	TP
24/24 23/27								
Vinatieri								93
Garcon		6						36
Brown	5							30
Wayne		4						24
Clark		2						12
Carter	2							12
Addai	1							6
Anderson			1					6
Tamme		1						6
Powers			1					6
Collie		1						6
Lacey			1					6
COLTS	8	14	3	24/24	23/27	0	0	243
OPPONENTS	19	5	49/49	29/34	0	0	0	430

2-Point: Colts 0-1, Opponents 0-0

INTERCEPTIONS	NO.	YDS.	AVG.	LG	TD
LeFleged	2	25	12.5	25	0
Powers	2	19	9.5	13	1
Lacey	1	32	32.0	32t	1
Brackett	1	27	27.0	27	0
Bullitt	1	15	15.0	15	0
Angerer	1	0	0.0	0	0
COLTS	8	118	14.8	32t	2
OPPONENTS	14	119	8.5	42t	1

PUNTING NO.	YDS.	AVG.	TB	IN20	LG	BLK.
McAfee	88	4098	46.6	3	21	64
COLTS	88	4098	46.6	3	21	64
OPPONENTS	74	3230	43.6	7	26	60

TEAM STATISTICS	COLTS	OPP
TOTAL FIRST DOWNS	258	343
Rushing	69	136
Passing	170	193
Penalty	19	14
3rd Down: M/A/Pct.	74/214 34.6	98/216 45.4
4th Down: M/A/Pct.	4/11 36.4	3/6 50.0
TOTAL NET YARDS	4589	5935
Avg. Per Game	286.8	370.9
Total Plays	951	1062
Avg. Per Play	4.8	5.6
NET YARDS RUSHING	1594	2303
Avg. Per Game	99.6	143.9
Total Rushes	382	540
NET YARDS PASSING	2995	3632
Avg. Per Game	187.2	227.0
Tackled/Yards Lost	35/228	29/192
Gross Yards	3223	3824
Att./Completions	534/302	493/351
Completion Pct.	56.6	71.2
Had Intercepted	14	8
PUNTS/AVERAGE	89/46.0	74/43.6
NET PUNTING AVG.	89/38.8	74/40.3
PENALTIES/YARDS	76/549	84/604
FUMBLES/BALL LOST	24/15	15/9
TOUCHDOWNS	25	49
Rushing	8	19
Passing	14	25
Defense/Kicking	3/0	4/1
TIME OF POSSESSION	26:13	33:47

FGS	1-19	20-29	30-39	40-49	50+	TOT.
Vinatieri	0-0	7-7	6-7	8-10	2-3	23-27
COLTS	0-0	7-7	6-7	8-10	2-3	23-27
OPPONENTS	0-0	9-9	7-8	10-14	3-3	29-34

Vinatieri:	(37 39 27 52 36 21 25 45,43 53)
(46 52B)(22)(42 43 31 31 22 47 40)	
(23 32 42 47 31 48 20)	
OPP.: (25 29 20 23 48 36 44 38 46 46)	
(20 43 43 23 47 51 50 20 44 45)	
(40 45B 41 39 36 53 21 44 35 31)	
(25 32 47 39)	

RUSHING	NO.	YDS.	AVG.	LG	TD
Brown	134	645	4.8	80t	5
Addai	118	433	3.7	16	1
Carter	101	377	3.7	42	2
Painter	17	107	6.3	24	0
Garcon	4	28	7.0	18	0
Orlovsky	6	5	0.8	7	0
Collins	2	-1	-0.5	0	0
COLTS	382	1594	4.2	80t	8
OPPONENTS	540	2303	4.3	56	19

RECEIVING	NO.	YDS.	AVG.	LG	TD
Wayne	75	960	12.8	56t	4
Garcon	70	947	13.5	87t	6
Collie	54	514	9.5	27	1
Clark	34	352	10.4	21	2
Tamme	19	177	9.3	29	1
Brown	16	86	5.4	17	0
Addai	15	93	6.2	12	0
Eldridge	9	45	5.0	8	0
Carter	5	18	3.6	7	0
Felton	2	16	8.0	9	0
Hill	2	10	5.0	5	0
Mahaffey	1	5	5.0	5	0
COLTS	302	3223	10.7	87t	14
OPPONENTS	351	3824	10.9	81t	25

PUNT RETURNS	NO.	FC	YDS.	AVG.	LG	TD
Garcon	16	8	44	2.8	20	0
LeFleged	9	4	42	4.7	21	0
White	7	10	22	3.1	13	0
Powers	0	1	0	0	0	0
COLTS	32	23	108	3.4	21	0
OPPONENTS	48	18	550	11.5	79t	1

KICKOFF RETURNS	NO.	YDS.	AVG.	LG	TD
LeFleged	31	578	18.6	51	0
COLTS	31	578	18.6	51	0
OPPONENTS	19	584	30.7	76	0

SACKS: Colts 29.0, Opponents 35.0; Mathis 9.5-71.5; Freaney 8.5-87.5; Anderson 3.0-5.0; Brayton 2.0-6.0; Moala 2.0-2.0; Hughes 1.0-5.0; Mathews 1.0-9.0; Wheeler 1.0-6.0; Angerer 1.0-0.0

USUAL STARTERS PRO BOWLERS IN BOLDFACE

OFFENSE	DEFENSE
WR Reggie Wayne	LDE Robert Mathis
LT Anthony Castonzo	LDT Fili Moala
LG Joe Reitz	RDT Antonio Johnson
C Jeff Saturday	RDE Dwight Freaney
RG Ryan Diem	SLB Philip Wheeler
RT Jeff Linkenbach	MLB Pat Angerer
TE Dallas Clark	WLB Kavell Conner
WR Pierre Garcon	LCB Jacob Lacey
QB Curtis Painter	RCB Jerrard Powers
RB Joseph Addai	SS David Caldwell
H-B Brody Eldridge	FS Antoine Bethea

SCORE BY PERIODS	1	2	3	4	OT	TOTAL
COLTS	19	89	36	99	0	243
OPPONENTS	108	129	92	101	0	430

PASSING	ATT.	COMP.	YDS.	PCT.	AVG./ATT.	TD	TD%	INT.	INT.%	LG	SACKED	RATING
Painter	243	132	1541	54.3	6.3	6	2.5	9	3.7	87t	16/104	66.6
Orlovsky	193	122	1201	63.2	6.2	6	3.1	4	2.1	40	14/84	82.4
Collins	98	48	481	49.0	4.9	2	2.0	1	1.0	36	5/40	65.9
COLTS	534	302	3223	56.6	6.0	14	2.6	14	2.6	87t	35/228	72.2
OPPONENTS	493	351	3824	71.2	7.8	25	5.1	8	1.6	81t	29/192	103.9

2012

RECORD: 11-5 COACH: CHUCK PAGANO SECOND – AFC SOUTH DIVISION HOME: 7-1 ROAD: 4-4 DIV: 4-2 CONF: 8-4 NCONF: 3-1

*Sellout ^Roof/Window Open #Roof Open/Window Closed @Roof Closed/Window Open

DATE	RESULTS	OPPONENT	ATTENDANCE
9/9	L 21-41	@ Chicago	62,341
9/16	W 23-20	MINNESOTA	*A63,912
9/23	L 17-22	JACKSONVILLE	*A63,536
10/7	W 30-27	GREEN BAY	*67,020
10/14	L 9-35	@ New York Jets	79,088
10/21	W 17-13	CLEVELAND	*A64,560
10/28	W 19-13 OT	@ Tennessee	69,143
11/4	W 23-20	MIAMI	*66,479
11/8	W 27-10	@ Jacksonville	63,272
11/18	L 24-59	@ New England	68,756
11/25	W 20-13	BUFFALO	*64,366
12/2	W 35-33	@ Detroit	63,887
12/9	W 27-23	TENNESSEE	*64,688
12/16	L 17-29	@ Houston	71,702
12/23	W 20-13	@ Kansas City	62,938
12/30	W 28-16	HOUSTON	*66,957
1/6	L 9-24	@ Baltimore	71,379

TEAM STATISTICS		COLTS	OPP
TOTAL FIRST DOWNS		360	325
Rushing		110	102
Passing		208	190
Penalty		42	33
3rd Down: M/A/Pct.	98/229 42.8	75/197 38.1	
4th Down: M/A/Pct.	7/8 87.5	3/7 42.9	
TOTAL NET YARDS		5799	5988
Avg. Per Game		362.4	374.3
Total Plays		1109	995
Avg. Per Play		5.2	6.0
NET YARDS RUSHING		1671	2200
Avg. Per Game		104.4	137.5
Total Rushes		440	428
NET YARDS PASSING		4128	3788
Avg. Per Game		258.0	236.8
Tackled/Yards Lost		41/246	32/189
Gross Yards		4374	3977
Att./Completions		628/339	535/334
Completion Pct.		54.0	62.4
Had Intercepted		18	12
PUNTS/AVERAGE		74/47.3	71/47.0
NET PUNTING AVG.		74/40.3	71/41.2
PENALTIES/YARDS		94/801	128/1208
FUMBLES/BALL LOST		21/9	11/3
TOUCHDOWNS		40	42
Rushing		11	14
Passing		23	23
Defense/Kicking		4/2	3/2
TIME OF POSSESSION		30:36	29:24

SCORE BY PERIODS	1	2	3	4	OT	TOTAL
COLTS	93	96	81	81	6	357
OPPONENTS	69	144	78	96	0	387

SCORING	TDR	TDP	TORT	PAT	FG	2P	S	TP
Vinatieri					37/37	26/33		115
Hilton	7	1						48
Luck	5							30
Wayne	5							30
Allen	3							18
Avery	3							18
Ballard	2	1						18
Carter	3							18
Butler		2						12
Fleener	2							12
Brown	1				1			8
Brazil	1							6
Freeman		1						6
Karim		1						6
Moore	1							6
Vaughn		1						6
COLTS	11	23	6	37/37	26/33	1	0	357
OPPONENTS	14	23	5	39/39	32/41	0	0	387

FGS	1-19	20-29	30-39	40-49	50+	TOT
Vinatieri	1-1	8-8	4-7	9-10	4-7	26-33
COLTS	1-1	8-8	4-7	9-10	4-7	26-33
OPPONENTS	0-0	6-6	15-16	8-11	3-8	32-41

Vinatieri: (37/26 45 53)(36.37/24.53 50.28)
(20 50 47)(38/20 37.6 44)
(48 23 54)(47 43 31 41)(47 58/25 19)
(15 3 40)(26/48 36%)
OPP: (35 26/51 29/44 47 26)(52 51 111)
(39 45 30)(37 31)(44 40)(36 31)(33 31)
(48 33 52 31/51/ 40 31 25)
(29 35 50 27 46 33/47 43 47)
(51 37 37 52)

RUSHING	NO.	YDS.	AVG.	LG	TD
Ballard	211	814	3.9	26	2
Brown	108	417	3.9	19	1
Luck	62	255	4.1	19	5
Carter	32	122	3.8	20	3
Hilton	5	29	5.8	19	0
Moore	13	20	1.5	6	0
Avery	4	9	2.3	7	0
Allen	3	5	1.7	3	0
Hughes	1	5	5.0	5	0
Wayne	1	-5	-5.0	-5	0
COLTS	440	1671	3.8	26	11
OPPONENTS	428	2200	5.1	86	14

RECEIVING	NO.	YDS.	AVG.	LG	TD
Wayne	106	1355	12.8	33	5
Avery	60	781	13.0	48	3
Hilton	50	861	17.2	70	7
Allen	45	521	11.6	40	3
Ballard	26	281	10.8	26	2
Fleener	17	152	8.9	19	1
Brazil	11	186	16.9	42	1
Brown	9	93	10.3	39	0
Moore	6	77	12.8	32	1
Adams	2	26	13.0	13	0
Saunders	2	15	7.5	11	0
Carter	1	13	13.0	13	0
Jones	1	8	8.0	8	0
Collie	1	6	6.0	6	0
Hughes	1	3	3.0	3	0
Palmer	1	-4	-4.0	-4	0
COLTS	339	4374	12.9	70	23
OPPONENTS	334	3977	11.9	80	23

INTERCEPTIONS	NO.	YDS.	AVG.	LG	TD
Butler	4	101	25.3	51	2
Davis	3	26	8.7	26	0
Zbikowski	1	20	20.0	20	0
Freeman	1	4	4.0	4	1
Vaughn	1	3	3.0	3	1
Mathis	1	1	1.0	1	0
Powers	1	0	0.0	0	0
COLTS	12	155	12.9	51	4
OPPONENTS	18	406	22.6	87	3

PUNTING	NO.	YDS.	AVG.	TB	IN20	LG	BLK.
McAfee	73	3500	47.9	7	26	64	1
COLTS	73	3500	47.9	7	26	64	1
OPPONENTS	71	3340	47.0	5	24	66	0

PUNT RETURNS	NO.	FC	YDS.	AVG.	LG	TD
Hilton	26	18	300	11.5	75	1
Brazil	2	1	12	6.0	8	0
Zbikowski	0	1	0	0.0	0	0
COLTS	28	20	312	11.1	75	1
OPPONENTS	32	14	375	11.7	68	1

KICKOFF RETURNS	NO.	YDS.	AVG.	LG	TD
Vaughn	10	209	20.9	40	0
Karim	9	328	36.4	101	1
Hilton	7	118	16.9	26	0
Zbikowski	6	123	20.5	34	0
Lefeged	4	68	17.0	19	0
Brazil	3	50	16.7	20	0
Moore	3	50	16.7	24	0
Sowell	1	11	11.0	11	0
COLTS	43	957	22.3	101	1
OPPONENTS	34	841	24.7	50	0

SACKS: Colts 32.0, Opponents 41.0; Mathis 8.0-54.0; Freeman 5-24.0; J. Hughes 4-18.0; Bethea 2-8.0; Moore 2-17.0; Redding 2-10.0; Conner 1-0.0; Davis 1-3.0; Fokou 1-6.0; Geathers 1-9.0; Gordy 1-14.0; Guy 1-8.0; Nevis 1-8.0; Westerman 1-2.0; Zbikowski 1-6.0

USUAL STARTERS PRO BOWLERS IN BOLDFACE

OFFENSE	DEFENSE
WR Reggie Wayne	DE Cory Redding
LT Anthony Castonzo	NT Antonio Johnson
LG Joe Reitz	DT Fili Moala
C Samson Satele	SLB Robert Mathis
RG Mike McGlynn	MIKE Kavell Conner
RT Winston Justice	WILL Jerrell Freeman
TE Coby Fleener	RUSH Dwight Freene
WR Donnie Avery	LCB Cassius Vaughn
QB Andrew Luck	RCB Vontae Davis
FB Dwayne Allen	SS Tom Zbikowski
RB Vick Ballard	FS Antione Bethea

PASSING	ATT.	COMP.	YDS.	PCT.	AVG./ATT.	TD	TD%	INT.	INT.%	LG	SACKED	RATING
Luck	627	339	4374	54.1	6.9	23	3.7	18	2.9	70	41/246	76.5
Hilton	1	0	0	0.0	0.0	0	0.0	0	0.0	0	0/0	39.6
COLTS	628	339	4374	54.0	6.9	23	3.7	18	2.9	70	41/246	76.4
OPPONENTS	535	334	3977	62.4	7.4	23	4.3	12	2.2	80	32/189	90.1



2013

RECORD: 11-5 COACH: CHUCK PAGANO
FIRST – AFC SOUTH DIVISION
HOME: 6-2 ROAD: 5-3
DIV: 6-0 CONF: 9-3 NCONF: 2-2

*Sellout ^Roof/Window Open #Roof Open/Window Closed #Roof Closed/Window Open

DATE	RESULTS	OPPONENT	ATTENDANCE
9/8	W	21-17 OAKLAND	*65,412
9/15	L	20-24 MIAMI	*65,406
9/22	W	27-7 @ San Francisco	69,732
9/29	W	37-3 @ Jacksonville	59,695
10/6	W	34-28 SEATTLE	*66,608
10/14	L	9-19 @ San Diego	57,954
10/20	W	39-33 DENVER	*67,196
11/3	W	27-24 @ Houston	71,778
11/10	L	8-38 ST. LOUIS	*66,004
11/14	W	30-27 @ Tennessee	69,143
11/24	L	11-40 @ Arizona	60,882
12/1	W	22-14 TENNESSEE	*65,502
12/8	L	28-42 @ Cincinnati	62,507
12/15	W	25-3 HOUSTON	*65,470
12/22	W	23-7 @ Kansas City	75,396
12/29	W	30-10 JACKSONVILLE	*66,008
1/4	W	45-44 KANSAS CITY	*63,551
1/11	L	22-43 @ New England	68,756

SCORING	TDR	TDP	TDRT	PAT	FG	2P	S	TP
34/34 35/40								
Vinateri								139
Brown	6	2						48
Hilton		5						28
Fleener		4			2			30
Luck	4							24
Richardson	3	1				1		24
Wayne		2						14
Bradshaw	2							12
Whalen		2						12
Brazill		2						12
Rogers		2						12
Herron		2						12
Heyward-Bey		1				1		8
Allen		1						6
Butler			1					6
Havili	1							6
Howell				1				6
Redding							1	2
Mathis								2
COLTS	15	23	2	34/34	35/40	4	2	391
OPPONENTS	14	21	3	37/37	23/30	0	1	336

INTERCEPTIONS	NO.	YDS.	AVG.	LG	TD
Butler	4	79	19.8	41t	1
Vaughn	3	9	3.0	8	0
Bethae	2	48	24.0	46	0
Freeman	2	13	6.5	13	0
Toler	1	26	26.0	26	0
Gordy	1	7	7.0	7	0
Angerer	1	4	4.0	4	0
Davis	1	0	0.0	0	0
COLTS	15	186	12.4	46	1
OPPONENTS	10	91	9.1	32	1

PUNTING NO.	YDS.	AVG.	TB	IN20	LG	BLK.
McAfee	76	3499	46.0	7	27	65
COLTS	76	3499	45.4	7	27	65
OPPONENTS	75	3423	45.6	6	24	70

TEAM STATISTICS	COLTS	OPP
TOTAL FIRST DOWNS	318	319
Rushing	88	101
Passing	191	191
Penalty	39	27
3rd Down: M/A/Pct.	80/213 37.6	79/210/37.6
4th Down: M/A/Pct.	3/10 30.0	10/19/52.6

FCS	1-19	20-29	30-39	40-49	50+
A.Vinateri	0/0	6/6	10/11	15/17	4/6
COLTS	0/0	6/6	10/11	15/17	4/6
OPPONENTS	0/0	3/4	9/9	7/12	4/5

PUNT RETURNS NO.	FC	YDS.	AVG.	LG	TD	
Hilton	17	12	159	9.4	34	0
Whalen	8	7	104	13.0	51	0
Rainey	4	4	29	7.3	18	0
Brazill	3	2	25	8.3	17	0
Butler	1	0	9	9.0	9	0
COLTS	33	25	326	9.9	51	0
OPPONENTS	29	17	396	13.7	98t	1

TOTAL NET YARDS	5468	5713
Avg. Per Game	341.8	357.1
Total Plays	1023	1026
Avg. Per Play	5.3	5.6
NET YARDS RUSHING	1743	2002
Avg. Per Game	108.9	125.1
Total Rushes	409	448
NET YARDS PASSING	3725	3711
Avg. Per Game	232.8	231.9
Tackled/Yards Lost	32/227	42/248
Gross Yards	3952	3959
Att./Completions	582/350	536/324
Completion Pct.	60.1	60.4
Had Intercepted	10	15
PUNTS/AVERAGE	77/45.4	75/45.6
NET PUNTING AVG.	38.0	39.7
PENALTIES/YARDS	66/576	112/990
FUMBLES/BALL LOST	14/4	26/12
TOUCHDOWNS	40	38
Rushing	15	14
Passing	23	21
Defense/Kicking	1/1	2/1
TIME OF POSSESSION	29:41	30:19

Vinateri:	(152.30.38)	(43.41.51)	(22.46.28)	(11.49.49)
(30.50.51)	(27.52.42)	(42.30.35)	(148.30.50)	(27/47.48.45.37.49/44)
(37.43.40)	(34.46.45.30)	(23.26.39)	(48.38)	(54.11)
(153/42.48)	(36.41.46)	(31.33.34.50)	(31.47)	(43.43.55)
(32)	(38)	(25.38)	(28)	(48.50.21.25)
(1/49)	(47/37)			

RUSHING	NO.	YDS.	AVG.	LG	TD
Brown	102	537	5.3	51t	6
Richardson	157	458	2.9	22	3
Luck	63	377	6.0	29	4
Bradshaw	41	186	4.5	27	2
Ballard	13	63	4.8	12	0
Choice	11	44	4.0	8	0
Herron	5	33	6.6	22	0
Heyward-Bey	3	26	8.7	30	0
Havili	7	7	1.0	4	0
Hilton	2	6	3.0	3	0
Wayne	1	5	5.0	5	0
Lynch	1	3	3.0	3	0
Rogers	1	0	0.0	0	0
Hasselbeck	2	-2	-1.0	-1	0
COLTS	409	1743	4.3	51t	15
OPPONENTS	448	2002	4.5	56	14

KICKOFF RETURNS	NO.	YDS.	AVG.	LG	TD
Reed	24	590	24.6	39	0
Rainey	6	131	21.8	27	0
Vaughn	5	142	28.4	33	0
Brazill	3	57	19.0	21	0
Williams	1	28	28.0	28	0
Choice	1	28	28.0	28	0
Whalen	1	22	22.0	22	0
Herron	1	13	13.0	13	0
Adongo	1	0	0.0	0	0
COLTS	43	1011	23.5	39	0
OPPONENTS	43	1085	25.2	56	0

SCORE BY PERIODS	1	2	3	4	OT	TOTAL
COLTS	70	117	106	95	0	391
OPPONENTS	102	102	66	66	0	336

RECEIVING	NO.	YDS.	AVG.	LG	TD
Hilton	82	1083	13.2	73t	5
Fleener	52	608	11.7	44t	4
Wayne	38	503	13.2	35	2
Heyward-Bey	29	309	10.7	27	1
Richardson	28	265	9.5	24	1
Brown	27	214	7.9	33t	2
Whalen	24	259	10.8	25	2
Havili	18	128	7.1	20t	1
Rogers	14	192	13.7	69t	2
Brazill	12	161	13.4	29t	2
Bradshaw	7	42	6.0	14	0
Doyle	5	19	3.8	8	0
Saunders	4	46	11.5	18	0
Jones	2	34	17.0	21	0
Herron	1	57	57.0	57	0
Allen	1	20	20.0	20t	1
Hughes	1	6	6.0	6	0
Choice	1	5	5.0	5	0
Cunningham	1	4	4.0	4	0
Reed	1	2	2.0	2	0
Satele	1	0	0.0	0	0
Ballard	1	-5	-5.0	-5	0
COLTS	350	3952	11.3	73t	23
OPPONENTS	324	3959	12.2	81t	21

SACKS: Colts 42.0, Opponents 32.0; Mathis 19.5-120.5; Freeman 5.5-22.5; Redding 4.5-14.5; Walden 3.0-23.0; Jean Francois 2.5-19.5; Werner 2.5-15.0; Moala 1.5-4.0; Bethae 1.0-12.0; Sheppard 1.0-9.0; Angerer 0.5-4.0; Mathews 0.5-4.0

USUAL STARTERS PRO BOWLERS IN BOLDFACE

OFFENSE	DEFENSE
WR T.Y. Hilton	DE Cory Redding
LT Anthony Castonzo	NT Aubrayo Franklin
LG Hugh Thornton	DT Ricky Jean Francois
C Samson Satele	SLB Erik Walden
RG Mike McGlynn	MIKE Pat Angerer
RT Gosder Cherilus	WILL Jerrell Freeman
TE Coby Fleener	LSB Robert Mathis
WR Dariusz Heyward-Bey	RCB Greg Toler
QB Andrew Luck	RCB Vontae Davis
FB Stanley Havili	SS Antoine Bethea
RB Trent Richardson	FS LaRon Landry
LS Matt Overton	

PASSING	ATT.	COMP.	YDS.	PCT.	AVG./ATT.	TD	TD%	INT.	INT%	LG	SACKED	RATING
Luck	570	343	3822	60.2	6.7	23	4.0	9	1.6	73t	32/227	87.0
Hasselbeck	12	7	130	58.3	10.8	0	0.0	1	8.3	57	0/0	61.1
COLTS	582	350	3952	60.1	6.8	23	4.0	10	1.7	73t	32/227	86.5
OPPONENTS	536	324	3959	60.4	7.4	21	3.9	15	2.8	81t	42/248	84.6

ADMINISTRATION
COACHING STAFF
FOOTBALL OPERATIONS
BUSINESS OPERATIONS
PLAYERS
2016 SEASON IN REVIEW
COLTS HISTORY
RECORDS
COLTS IN THE COMMUNITY

2014

RECORD: 11-5 COACH: CHUCK PAGANO

FIRST – AFC SOUTH DIVISION

HOME: 6-2 ROAD: 5-3

DIV: 6-0 CONF: 9-3 NCONF: 2-2

*Sellout ^Roof/Window Open #Roof Open/Window Closed @Roof Closed/Window Open

DATE	RESULTS	OPPONENT	ATTENDANCE
9/7	L 24-31	@ Denver	76,939
9/15	L 27-30	PHILADELPHIA	*64,871
9/21	W 44-17	@ Jacksonville	60,601
9/28	W 41-17	TENNESSEE	*64,757
10/5	W 20-13	BALTIMORE	*65,258
10/9	W 33-28	@ Houston	71,787
10/19	W 27-0	CINCINNATI	*66,539
10/26	L 34-51	@ Pittsburgh	62,479
11/3	W 40-24	@ New York Giants	77,975
11/16	L 20-42	NEW ENGLAND	*66,751
11/23	W 23-3	JACKSONVILLE	*64,328
11/30	W 49-27	WASHINGTON	*65,352
12/7	W 25-24	@ Cleveland	67,431
12/14	W 17-10	HOUSTON	*65,148
12/21	L 7-42	@ Dallas	91,899
12/28	W 27-10	@ Tennessee	69,143
1/4	W 26-10	CINCINNATI	*63,385
1/11	W 24-13	@ Denver	76,867
1/18	L 7-45	@ New England	68,756

TEAM STATISTICS	COLTS	OPP
TOTAL FIRST DOWNS	371	309
Rushing	80	103
Passing	251	175
Penalty	40	31
3rd Down: M/A/Pct.	89/217 41.0	67/201 33.3
4th Down: M/A/Pct.	6/15 40.0	4/17 23.5
TOTAL NET YARDS	6506	5483
Avg. Per Game	406.6	342.7
Total Plays	1105	1007
Avg. Per Play	5.9	5.4
NET YARDS RUSHING	1612	1814
Avg. Per Game	100.8	113.4
Total Rushes	415	423
NET YARDS PASSING	4894	3669
Avg. Per Game	305.9	229.3
Sacked/Yards Lost	29/168	41/263
Gross Yards	5062	3932
Att./Completions	661/410	543/320
Completion Pct.	62.0	58.9
Had Intercepted	16	12
PUNTS/AVERAGE	69/46.7	90/47.5
NET PUNTING AVG.	42.8	42.4
PENALTIES/YARDS	105/848	101/866
FUMBLES/BALL LOST	31/15	29/14
TOUCHDOWNS	53	46
Rushing	9	14
Passing	42	27
Returns	2	5
TIME OF POSSESSION	31:54	28:06

SCORE BY PERIODS	1	2	3	4	OT	TOTAL
COLTS	87	141	122	108	0	458
OPPONENTS	54	124	90	101	0	369

SCORING	TDR	TDP	TDRT	PAT	FG	2P	S	TP
Vinatieri				50/50	30/31			140
Allen		8						48
Bradshaw	2	6						48
Fleener		8						48
Hilton		7						42
Nicks		4						24
Luck	3							18
Moncrief		3						18
Richardson	3							18
Doyle		2						12
Wayne		2						12
Castonzo		1						6
Herron	1							6
Jackson			1					6
Tipton		1						6
Toler			1					6
COLTS	9	42	2	50/50	30/31	0	0	458
OPPONENTS	14	27	5	46/46	15/19	0	1	369
2-Point: Colts 0-3, Opponents 0-0								

FGS	1-9	20-29	30-39	40-49	50+	Tot.
Vinatieri	0-0	10-10	10-10	7-8	3-3	30-31
COLTS	0-0	10-10	10-10	7-8	3-3	30-31
OPPONENTS	0-0	6-6	6-8	1-2	2-3	15-19

Vinatieri:	(25/46, 27/48, 43/25)	(31, 30)	(38, 34)	(27, 34)	(23, 50)	(31, 23)	(48, 31)	(48, 43)	(31, 53)	(46, 20, 32)	(51, 33)	(29)	(23, 46, 28)		
OPP:	(21)	(31, 38)	(23, 36)	(41)	(36)	(52, 27)	(37)	(11)	(38)	(28)	(25, 29)	(40, 39)	(53)	(52)	(31)

RUSHING	NO.	YDS.	AVG.	LG	TD
Richardson	159	519	3.3	27	3
Bradshaw	90	425	4.7	29	2
Herron	78	351	4.5	49t	1
Luck	64	273	4.3	20	3
Hilton	2	20	10.0	15	0
Tipton	10	18	1.8	9	0
Moncrief	4	17	4.3	7	0
Hasselbeck	8	-11	-1.4	0	0
COLTS	415	1612	3.9	49t	9
OPPONENTS	423	1814	4.3	52	14

RECEIVING	NO.	YDS.	AVG.	LG	TD
Hilton	82	1345	16.4	73t	7
Wayne	64	779	12.2	80	2
Fleener	51	774	15.2	73t	8
Nicks	38	405	10.7	29	4
Bradshaw	38	300	7.9	22	6
Moncrief	32	444	13.9	79t	3
Allen	29	395	13.6	41t	8
Richardson	27	229	8.5	24	0
Herron	21	173	8.2	26	0
Doyle	18	118	6.6	20	2
Tipton	6	68	11.3	32	1
Whalen	2	23	11.5	18	0
Castonzo	1	1	1.0	1t	1
Cribbs	1	8	8.0	8	0
COLTS	410	5062	12.3	80	42
OPPONENTS	320	3932	12.3	63t	27

INTERCEPTIONS	NO.	YDS.	AVG.	LG	TD
Adams	5	24	4.8	10	0
Davis	4	72	18.0	42	0
Toler	2	47	23.5	47t	1
Gordy	1	0	0.0	0	0
COLTS	12	143	11.9	47t	1
OPPONENTS	16	250	15.6	46	3

PUNTING	NO.	YDS.	AVG.	TB	IN20	LG	BLK.
McAfee	69	3221	46.7	3	30	61	0
COLTS	69	3221	46.7	3	30	61	0
OPPONENTS	90	4271	47.5	7	30	79	1

PUNT RETURNS	NO.	FC	YDS.	AVG.	LG	TD
Whalen	26	17	187	7.2	22	0
Cribbs	19	8	125	6.6	18	0
COLTS	45	25	312	6.9	22	0
OPPONENTS	35	19	205	5.9	37	0

KICKOFF RETURNS	NO.	YDS.	AVG.	LG	TD
Cribbs	19	608	32.0	76	0
Whalen	15	379	25.3	32	0
Herron	3	78	26.0	32	0
Hilton	1	0	0.0	0	0
COLTS	38	1065	28.0	76	0
OPPONENTS	26	587	22.6	52	0

SACKS: Colts 41.0, Opponents 29.0; Newsome 6.5-41.5; Walden 6.0-30.0; D. Jackson 4.0-29.0; Werner 4.0-20.0; Redding 3.5-33.0; Jean Francois 3.0-15.0; Kerr 3.0-6.0; Landry 2.5-19.5; Freeman 1.5-8.5; Jones 1.5-15.5; S. Brown 1.0-11.0; A. Jackson 1.0-2.0; Quarles 1.0-6.0; Toler 1.0-16.0; McNary 0.5-4.0; Team 1.0-6.0

USUAL STARTERS PRO BOWLERS IN BOLDFACE

OFFENSE	DEFENSE
WR Reggie Wayne	DE Cory Redding
LT Anthony Castonzo	NT Josh Chapman
LG Jack Mewhort	DT Ricky Jean Francois
C Jonathon Harrison	SLB Erik Walden
RG Hugh Thornton	MIKE D'QUELL JACKSON
RT Gosder Cherilus	WILL Jerrell Freeman
TE Dwayne Allen	RUSH Bijon Werner
WR T.Y. HILTON	LCB Greg Toler
QB Andrew Luck	RCB Vontae Davis
TE Coby Fleener	SS Mike Adams
RB Trent Richardson	FS LaRon Landry
P Pat McAfee	
K Adam Vinatieri	

PASSING	ATT.	COMP.	YDS.	PCT.	AVG./ATT.	TD	TD%	INT.	INT.%	LG	SACKED	RATING
Luck	616	380	4761	61.7	7.73	40	6.5	16	2.6	80	27/161	96.5
Hasselbeck	44	30	301	68.2	6.84	2	4.5	0	0.0	32	2/7	102.6
McAfee	1	0	0	0.0	0.00	0	0.0	0	0.0	0	0/0	39.6
COLTS	661	410	5062	62.0	7.66	42	6.4	16	2.4	80	29/168	96.8
OPPONENTS	543	320	3932	58.9	7.24	27	5.0	12	2.2	63t	41/263	88.7

ADMINISTRATION
 COACHING STAFF
 FOOTBALL OPERATIONS
 BUSINESS OPERATIONS
 PLAYERS
 2016 SEASON IN REVIEW
 COLTS HISTORY
 RECORDS
 COLTS IN THE COMMUNITY



2015

RECORD: 8-8 COACH: CHUCK PAGANO
SECOND – AFC SOUTH DIVISION

HOME: 4-4 ROAD: 4-4

DIV: 4-2 CONF: 6-6 NCONF: 2-2

ADMINISTRATION
COACHING STAFF
FOOTBALL OPERATIONS
BUSINESS OPERATIONS
PLAYERS
2016 SEASON IN REVIEW
COLTS HISTORY
RECORDS
COLTS IN THE COMMUNITY

*Sellout ^Roof/Window Open #Roof Open/Window Closed @Roof Closed/Window Open

DATE	RESULTS	OPPONENT	ATTENDANCE
9/13	L	@ Buffalo	70,319
9/21	L	7-20 NEW YORK JETS	*@65,220
9/27	W	35-33 @ Tennessee	65,920
10/4	W	16-13 OT JACKSONVILLE	*@65,609
10/8	W	27-20 @ Houston	71,732
10/18	L	27-34 NEW ENGLAND	*66,726
10/25	L	21-27 NEW ORLEANS	*@66,420
11/2	L	26-29 OT @ Carolina	74,136
11/8	W	27-24 DENVER	*@66,894
11/22	W	24-21 @ Atlanta	70,433
11/29	W	25-12 TAMPA BAY	*65,696
12/6	L	10-45 @ Pittsburgh	58,701
12/13	L	16-51 @ Jacksonville	62,372
12/20	L	10-16 HOUSTON	*66,083
12/27	W	18-12 @ Miami	65,482
1/3	W	30-24 TENNESSEE	*65,733

SCORING	TDR	TDP	TDR PAT	FG	2P	S	TP
Vinateri							107
Gore	6	1		32/35	25/27		42
Moncrief	1	6					36
Hilton	5	30					24
Johnson	4	24					30
Fleener	3	3		1	20		18
Bradshaw	3	3					18
Freeman		1					6
Lowery		1					6
Whalen	1	1					6
Mathis		1					6
Adams		1					6
Doyle	1	1					6
Allen	1	1					6
Jackson		1					6
Dorsett		1					6
McGill							1
COLTS	6	26	5	32/35	25/27	1	1 333
OPPONENTS	14	29	4	40/44	28/35	1	1 408

2-Point: Conversions: Team 1/2, Opponents: 1/3

FGS	1-19	20-29	30-39	40-49	50+	Tot.
Vinateri	0/0	7/8	6/6	8/8	4/5	25/27
COLTS	0/0	7/8	6/6	8/8	4/5	25/27
OPPONENTS	0/0	6/6	10/10	10/14	2/5	28/35

Vinateri: (52)(29)(54,32,27)(48,42)(47,34,24,50)(43,55)(43)(49,27,26,44)(35)(25,21,32)(29)(38)(49,52,35)(41,45)(35,48,46)(38,21)(20,32,53,48)(36,49)(40,35)(39,42,52)(29)(46)(38,30,54)(29,51,47,42)(46)(55,22,46,32)(33,20)(49)

RUSHING	NO.	YDS.	AVG.	LG	TD
Gore	260	967	3.7	37t	6
Luck	33	196	5.9	25	0
Bradshaw	31	85	2.7	23	0
Herron	14	42	3.0	6	0
Robinson	17	39	2.3	8	0
Freeman	8	24	3.0	9	0
Tipton	5	20	4.0	7	0
McAfee	1	18	18.0	18	0
Dorsett	3	17	5.7	11	0
Hasselbeck	16	15	0.9	10	0
Williams	2	12	6.0	12	0
Varga	1	2	2.0	2	0
Whitehurst	2	1	0.5	2	0
Allen	1	1	1.0	1	0
Reitz	1	0	0.0	0	0
Anderson	1	-1	-1.0	-1	0
COLTS	396	1438	3.6	37t	6
OPPONENTS	452	1952	4.3	56	14

RECEIVING	NO.	YDS.	AVG.	LG	TD
Hilton	69	1124	16.3	87t	5
Moncrief	64	733	11.5	33	6
Fleener	54	491	9.1	57t	3
Johnson	41	503	12.3	35	4
Gore	34	267	7.9	34	1
Whalen	19	205	10.8	38	1
Dorsett	18	225	12.5	35t	1
Allen	16	109	6.8	21	1
Doyle	12	72	6.0	19	1
Bradshaw	10	64	6.4	10	3
Robinson	6	33	5.5	9	0
Herron	6	27	4.5	7	0
Tipton	5	57	11.4	27	0
Varga	1	18	18.0	18	0
Reitz	0	0	0	0	0
COLTS	355	3928	11.1	87t	26
OPPONENTS	354	4365	12.3	80t	29

INTERCEPTIONS	NO.	YDS.	AVG.	LG	TD
Adams	5	63	12.6	38	1
Lowery	4	96	24.0	69t	1
Davis	4	6	1.5	6	0
Freeman	1	23	23.0	23t	1
Jackson	1	6	6.0	6t	1
Fleener	1	2	2.0	2	0
Butler	1	0	0.0	0	0
COLTS	17	196	11.5	69t	4
OPPONENTS	19	285	15.0	48	0

PUNTING	NO.	YDS.	AVG.	TB	IN20	LG	BLK.
McAfee	85	4052	47.7	6	28	63	0
COLTS	85	4052	47.7	6	28	63	0
OPPONENTS	80	3616	45.2	2	30	63	0

PUNT RETURNS	NO.	FC	YDS.	AVG.	LG	TD
Bray	21	7	166	7.9	33	0
Whalen	12	18	85	7.1	22	0
Hilton	4	2	16	4.0	10	0
Dorsett	2	1	1	0.5	1	0
COLTS	39	28	268	6.9	33	0
OPPONENTS	36	23	386	10.7	83	3

KICKOFF RETURNS	NO.	YDS.	AVG.	LG	TD
Bray	21	570	27.1	60	0
Whalen	9	244	27.1	50	0
Varga	6	151	25.2	30	0
Doyle	2	22	11.0	12	0
Tipton	1	23	23.0	23	0
McGill	1	15	15.0	15	0
Dorsett	1	12	12.0	12	0
Moncrief	1	5	5.0	5	0
Anderson	1	5	5.0	5	0
COLTS	43	1047	24.3	60	0
OPPONENTS	8	156	19.5	41	0

USUAL STARTERS PRO BOWLERS IN BOLDFACE

OFFENSE		DEFENSE	
WR	Andre Johnson	DE	Kendall Langford
LT	Anthony Castonzo	NT	David Parry
LG	Jack Mewhort	DT	Henry Anderson
C	Jonothan Harrison	SLB	Erik Walden
RG	Hugh Thornton	MIKE	D'Qwell Jackson
RT	Joe Reitz	WILL	Jerrell Freeman
TE	Dwayne Allen	RUSH	Robert Mathis
WR T.Y. Hilton	LCB	Greg Toler	
QB	Matt Hasselbeck	RCB	Vontae Davis
TE	Coby Fleener	SS	Mike Adams
RB	Frank Gore	FS	Dwight Lowery

SCORE BY PERIODS

	1	2	3	4	OT	TOTAL
COLTS	61	101	59	106	6	333
OPPONENTS	67	129	106	100	6	408

PASSING	ATT.	COMP.	YDS.	PCT.	AVG./ATT.	TD	TD%	INT.	INT.%	LG	SACKED	RATING
Luck	293	162	1881	55.3	6.4	15	5.1	12	4.1	87t	15/88	74.9
Hasselbeck	256	156	1690	60.9	6.6	9	3.5	5	2.0	57	16/101	84.0
Whitehurst	32	16	150	50.0	4.7	0	0.0	1	3.1	33	5/28	50.3
Freeman	28	15	149	53.6	5.3	1	3.6	1	3.6	57t	1/7	65.9
Lindley	10	6	58	60.0	5.8	1	10.0	0	0.0	18t	0/0	109.6
COLTS	619	355	3928	57.4	6.3	26	4.2	19	3.1	87t	37/224	77.5
OPPONENTS	585	354	4365	60.5	7.5	29	5.0	17	2.9	80t	35/251	88.0

2016

RECORD: 8-8 COACH: CHUCK PAGANO
THIRD – AFC SOUTH DIVISION
HOME: 4-4 ROAD: 4-4
DIV: 3-3 CONF: 5-7 NCONF: 3-1

*Sellout ^Roof/Window Open #Roof Open/Window Closed @Roof Closed/Window Open

DATE	RESULTS	OPPONENT	ATTENDANCE
9/11	L	35-39 DETROIT	*66,566
9/18	L	20-34 @ Denver	76,379
9/25	W	26-22 SAN DIEGO	*64,747
10/2	L	27-30 @ Jacksonville (London)	83,764
10/9	W	29-23 CHICAGO	*66,622
10/16	L	23-26 OT @ Houston	71,891
10/23	W	34-26 @ Tennessee	65,470
10/30	L	14-30 KANSAS CITY	*65,417
11/6	W	31-26 @ Green Bay	78,437
11/20	W	24-17 TENNESSEE	*65,048
11/24	L	7-28 PITTSBURGH	*66,583
12/5	W	41-10 @ N.Y. Jets	78,160
12/11	L	17-22 HOUSTON	*65,250
12/18	W	34-6 @ Minnesota	66,820
12/24	L	25-33 @ Oakland	54,896
1/1	W	24-20 JACKSONVILLE	*65,180

TEAM STATISTICS	COLTS	OPP
TOTAL FIRST DOWNS	351	353
Rushing	93	93
Passing	220	225
Penalty	38	35
3rd Down: M/A/Pct.	87/202 43.1	80/193 41.5
4th Down: M/A/Pct.	8/18 44.4	3/8 37.5
TOTAL NET YARDS	5830	6126
Avg. Per Game	364.4	382.9
Total Plays	1037	1024
Avg. Per Play	5.6	6.0
NET RUSHING YARDS	1628	1926
Avg. Per Game	101.8	120.4
Total Rushes	409	409
NET YARDS PASSING	4202	4200
Avg. Per Game	262.6	262.5
Sacked/Yards Lost	44/289	33/211
Gross Yards	4491	4411
Att./Completions	584/370	582/378
Completion Pct.	63.4	64.9
Had Intercepted	15	8
PUNTS/AVERAGE	56/48.4	63/47.5
NET PUNTING AVG.	42.7	42.1
PENALTIES/YARDS	102/883	125/1159
FUMBLES/BALL LOST	16/7	18/9
TOUCHDOWNS	47	42
Rushing	13	12
Passing	32	3
Returns	2	3
TIME OF POSSESSION	30:39	29:21

SCORING	TDR	TDP	TDR	PAT	FG	2P	S	TP
Vinatieri								125
Gore	4	4			44/44	27/31		48
Turbin	7	1						48
Moncrief								42
Allen	6						1	40
Hilton	6						1	40
Doyle	5							30
Dorsett		2						12
Luck	2							12
Mathis			1					6
Swoope	1							6
Todman		1						6
COLTS	13	32	2	44/44	27/31	2	0	411
OPPONENTS	12	27	3	34/39	34/40	1	1	392
2-Point Conversions: Team 2/3, Opponents: 1/3								

FGS	1-19	20-29	30-39	40-49	50+	Tot.
Vinatieri	0/0	3/3	7/7	10/12	7/9	27/31
COLTS	0/0	3/3	7/7	10/12	7/9	27/31
OPPONENTS	0/0	9/10	10/11	13/15	2/4	34/40

Vinatieri:	(50,40)	(48,52)	(38,33)	(53,49)
	(54,53,26,41,46)	(41,37,36)	(28,33)	(128)
	(42,49)	(52)	(53,36)	(32,35)
	(48,45)		(48,50)	(42)
OPP:	(43)	(54,23,43,33,35)	(42,34,27)	(22,46,49)
	(35,49,49,24)	(27,33)	(48,44)	(33,28,22,44)
	(34,48,27)	(47)	(38)	(21,52,24,41,34)
	(32,51)	(47,30,54,41)		

RUSHING	NO.	YDS.	AVG.	LG	TD
Gore	263	1025	3.9	22	4
Luck	64	341	5.3	33	2
Turbin	47	164	3.5	18	7
Todman	9	59	6.6	19	0
Ferguson	15	20	1.3	11	0
Dorsett	2	10	5.0	7	0
Bray	1	7	7.0	7	0
Tolzien	6	3	0.5	5	0
McAfee	1	0	0.0	0	0
Moncrief	1	-1	-1.0	-1	0
COLTS	409	1628	4.0	33	13
OPPONENTS	409	1926	4.7	57	12

RECEIVING	NO.	YDS.	AVG.	LG	TD
Hilton	91	1448	15.9	63	6
Doyle	59	584	9.9	24	5
Gore	38	277	7.3	49	4
Allen	35	406	11.6	23	6
Dorsett	33	528	16.0	64	2
Moncrief	30	307	10.2	39	7
Turbin	26	179	6.9	19	1
Ferguson	20	136	6.8	14	0
Rogers	19	273	14.4	36	0
Swoope	15	297	19.8	45	1
Bray	3	36	12.0	22	0
Street	1	20	20.0	20	0
COLTS	370	4491	12.1	64	32
OPPONENTS	378	4411	11.7	49	47

INTERCEPTIONS	NO.	YDS.	AVG.	LG	TD
Butler	3	19	6.3	19	0
Adams	2	56	28.0	56	0
Ayers	1	25	25.0	25	0
Davis	1	0	0.0	0	0
Morris	1	0	0.0	0	0
COLTS	8	100	12.5	56	0
OPPONENTS	15	165	11.0	46	1

PUNTING	NO.	YDS.	AVG.	TB	INT	LG	BLK.
McAfee	55	2711	49.3	9	19	74	1
COLTS	56	2711	48.4	9	19	74	1
OPPONENTS	63	2994	47.5	8	26	78	0

PUNT RETURNS	NO.	FC	YDS.	AVG.	LG	TD
Rogers	13	12	119	9.2	30	0
Bray	7	8	58	8.3	20	0
Ferguson	1	0	0.0	0	0	
Hilton	1	1	5	5.0	5	
Dorsett	0	1	0	0.0	0	
COLTS	22	22	182	8.3	30	0
OPPONENTS	17	17	139	8.2	28	0

KICKOFF RETURNS	NO.	YDS.	AVG.	LG	TD
Todman	16	478	29.9	99	1
Bray	9	231	25.7	39	0
Ferguson	4	80	20.0	24	0
Hilton	2	5	2.5	5	0
Blythe	1	10	10.0	10	0
COLTS	32	804	25.1	99	1
OPPONENTS	39	825	21.2	40	0

USUAL STARTERS PRO BOWLERS IN BOLDFACE

OFFENSE		DEFENSE	
WR	Donte Moncrief	DE	Kendall Langford
LT	Anthony Castonzo	NT	David Parry
LG	Jack Mewhort	DT	Arthur Jones
C	Ryan Kelly	SLB	Erik Walden
RG	Denzelle Good	MIKE	D'Qwell Jackson
RT	Joe Haeg	WILL	Edwin Jackson
TE	Dwayne Allen	RUSH	Robert Mathis
WR T.Y. Hilton		LCB	Rashaan Melvin
QB	Andrew Luck	RCB	Vontae Davis
TE	Jack Doyle	SS	Mike Adams
RB	Frank Gore	FS	Clayton Geathers
P	Pat McAfee		

PASSING	ATT.	COMP.	YDS.	PCT.	AVG./ATT.	TD	TD%	INT.	INT%	LG	SACKED	RATING
Luck	545	346	4240	63.5	7.7	31	5.7	13	2.4	64	41/268	96.4
Tolzien	37	23	216	62.2	5.8	1	2.7	2	5.4	32	3/21	64.7
McAfee	1	1	35	100.0	35.0	0	0.0	0	0.0	35	0/0	118.8
Morrison	1	0	0	0.0	0.0	0	0.0	0	0.0	0	0/0	39.6
COLTS	584	370	4491	63.4	7.6	32	5.5	15	2.6	64	44/289	94.5
OPPONENTS	582	378	4411	64.9	7.5	27	4.6	8	1.4	49	33/211	97.5



COLTS PRESEASON RESULTS

(All Games on Saturday Night unless otherwise indicated; * denotes OT)

1947 RECORD: 0-2
8/22 20-29 L 7,018
8/29 0-28 L 33,106

1948 RECORD: 1-2
8/8 21-27 L 15,000
8/22 14-42 L 35,139
8/27 21-17 W 13,417

1949 RECORD: 3-1
8/10 28-12 W 2,953
8/16 14-28 L 35,000
8/19 5-0 W 9,000

EXHIBITION GAME
10/9 31-10 W 4,000

1950 RECORD: 0-7
8/13 27-30 L 15,000
8/19 7-34 L 21,000

8/24 17-21 L 17,000
8/30 14-27 L 6,000
9/2 21-70 L 16,380
9/4 17-42 L 22,500
9/10 14-16 L 17,191

1953 RECORD: 3-3
8/15 7-10 L 14,000
8/22 10-7 W 7,000
8/26 13-6 W 15,000
9/7 21-23 L 20,000
9/12 6-10 L 12,000
9/20 9-3 W 22,800

1954 RECORD: 4-1
8/14 10-0 W 10,031
8/22 27-21 W 11,750
9/10 16-21 L 10,000
9/15 20-2 W 18,581
9/18 49-14 W 19,380

1955 RECORD: 3-2-1
8/13 6-21 L 8,006
— 61-0 W —
8/30 28-28 T 23,280
9/6 14-17 L 20,000
9/10 24-14 W 11,872
9/18 44-17 W 20,754

1956 RECORD: 3-2
8/11 24-13 W 17,575
8/20 10-28 L 21,000
8/25 37-16 W 12,500
9/9 14-19 L 21,876
9/16 21-13 W 28,471

1957 RECORD: 2-2-1
8/17 17-10 W 17,026
8/24 24-24 T 12,000
9/8 14-24 L 34,352
9/15 27-9 W 17,216
9/21 21-27 L 21,182

OPPONENT
Buffalo Bills (Hershey, Pa.)
Cleveland Browns (Akron, Ohio-Rubber Bowl)

OPPONENT
Los Angeles Dons (Portland, Ore.-Multnomah/Civic Stadium)
San Francisco 49ers (Kezar Stadium) Sun
Cleveland Browns (Toledo, Ohio-Glass Bowl)

OPPONENT
Buffalo Bills (Wilmington, Del.-Blue Rock Stadium)
Brooklyn-NY Yankees (Babe Ruth Stadium)
Brooklyn-NY Yankees (Allentown, Pa.-Taylor Stadium)

Charlotte Clippers (Charlotte, NC-Charlotte Memorial Stadium)

OPPONENT
Pittsburgh Steelers (Memorial Stadium) Sun
Cleveland Browns (Cincinnati, Ohio-Nippert Stadium)
Chicago Bears (Memorial Stadium) Thu
San Francisco 49ers (Memorial Stadium) Wed

Los Angeles Rams (San Antonio, Texas-Alamo Stadium)
NY Yanks (Shreveport, La.-Fairgrounds Stadium) Mon
Green Bay Packers (Fairgrounds Stadium) Sun

OPPONENT
Philadelphia Eagles (Norfolk, Va.-Foreman Field) Fri
Chicago Cardinals (Lubbock, Texas-Jones Stadium) Fri
Pittsburgh Steelers (Rochester, NY-St. Thomas Aquinas HS) Wed
Cleveland Browns (Akron, Ohio-Rubber Bowl) Mon
NY Giants (St. Louis, Mo.-Busch Stadium)
Washington Redskins (Memorial Stadium) Sun

OPPONENT
Philadelphia Eagles (Hershey, Pa.)
Pittsburgh Steelers (Forbes Field) Sun
Pittsburgh Steelers (Tulsa, Okla.-Skelly Stadium) Fri
Chicago Cardinals (Comiskey Park) Wed
Washington Redskins (Memorial Stadium)

OPPONENT
Philadelphia Eagles (Hershey, Pa.)
Fort Belvoir (Westminster, Md.-Westminster HS)
Washington Redskins (Memorial Stadium) Tue
NY Giants (Minneapolis, Minn.-Parade Stadium) Tue
Chicago Cardinals (Comiskey Park)
Pittsburgh Steelers (Buffalo, NY-Civic Stadium) Sun

OPPONENT
Philadelphia Eagles (Hershey, Pa.)
NY Giants (Boston, Mass.-Braves Field) Mon
Pittsburgh Steelers (Cincinnati, Ohio-Nippert Stadium)
Philadelphia Eagles (Louisville, Ky.-Fairgrounds Stadium) Sun
Washington Redskins (Memorial Stadium) Sun

OPPONENT
Philadelphia Eagles (Hershey, Pa.)
Chicago Bears (Cincinnati, Ohio-Nippert Stadium)
Washington Redskins (Memorial Stadium) Sun
Chicago Cardinals (Louisville, Ky.-Fairgrounds Stadium) Sun
Chicago Cardinals (St. Louis, Mo.-Busch Stadium)

1958 RECORD: 2-3-1
8/16 28-30 L 17,000
8/23 31-31 T 14,000

8/29 7-27 L 18,131
9/6 10-13 L 10,000
9/14 27-21 W 11,111
9/21 42-21 W 18,747

1959 RECORD: 4-2
8/14 29-0 W 70,000

8/21 28-3 W 55,000
8/28 23-10 W 22,409
9/4 30-21 W 39,555
9/13 13-35 L 15,928
9/20 17-31 L 16,671

1960 RECORD: 3-3
8/12 32-7 W 70,000

8/19 14-10 W 40,000
8/26 21-31 L 14,000
9/2 28-34 L 33,265
9/12 30-7 W 6,218
9/17 21-35 L 20,125

1961 RECORD: 3-2
8/12 20-24 L 15,000

8/18 13-3 W 10,203
8/26 41-7 W 20,302
9/1 24-35 L 19,000
9/10 49-20 W 50,787

1962 RECORD: 3-2
8/11 56-28 W 18,530
8/16 34-14 W 25,632
8/25 24-10 W 14,000

9/2 13-24 L 29,544
9/9 9-20 L 8,962

1963 RECORD: 4-1
8/10 26-21 W 18,597
8/17 21-7 W 83,218

8/24 17-14 W 18,000
8/31 27-21 W 22,000
9/7 7-14 L 51,218

1964 RECORD: 3-1-1
8/8 28-17 W 18,500
8/14 28-28 T 46,852
8/21 21-30 L 32,069
8/27 41-14 W 45,016
9/6 48-17 W 10,000

1965 RECORD: 5-0
8/14 22-10 W 75,229

8/20 23-3 W 48,035
8/28 38-10 W 47,186
9/4 33-23 W 22,117
9/11 33-14 W 11,540

OPPONENT
Philadelphia Eagles (Hershey, Pa.)
Chicago Cardinals (Austin, Tx.-Memorial Stadium)
Washington Redskins (Memorial Stadium) Fri
Pittsburgh Steelers (Buffalo, NY-Civic Stadium)
NY Giants (Memorial Stadium) Sun
NY Giants (Louisville, Ky.-Fairgrounds Stadium) Sun

OPPONENT
College All-Stars (Chicago, Ill.-Soldier Field) Fri
NY Giants (Dallas, Texas-Cotton Bowl) Fri
Washington Redskins (Memorial Stadium) Fri
Pittsburgh Steelers (Miami, Fla.-Orange Bowl) Fri
Philadelphia Eagles (Franklin Field) Sun
Chicago Cardinals (Louisville, Ky.-Fairgrounds Stadium) Sun

OPPONENT
College All-Stars (Chicago, Ill.-Soldier Field) Fri
Dallas Cowboys (Cotton Bowl) Fri
St. Louis Cardinals (Charleston, SC-Johnson Hagood Stadium) Fri
Pittsburgh Steelers (Miami, Fla.-Orange Bowl) Fri
Washington Redskins (Memorial Stadium) Tue
Philadelphia Eagles (Hershey, Pa.)

OPPONENT
Pittsburgh Steelers (Roanoke, Va.-Victory Stadium)
Minnesota Vikings (Memorial Stadium) Fri
Washington Redskins (Norfolk, Va.-Foreman Field)
Dallas Cowboys (Norman, Okla.-Owen Field) Fri
NY Giants (New Haven, Ct.-Yale Bowl) Sun

OPPONENT
Philadelphia Eagles (Hershey, Pa.)
Washington Redskins (D.C. Stadium) Thu
Dallas Cowboys (Roanoke, Va.-Victory Stadium)
Minnesota Vikings (Metropolitan Stadium) Sun
Pittsburgh Steelers (Forbes Field) Sun

OPPONENT
Philadelphia Eagles (Hershey, Pa.)
Cleveland Browns (Cleveland Municipal Stadium)
Pittsburgh Steelers (Atlanta, Ga.-Ponce de Leon Stadium)
Washington Redskins (Norfolk, Va.-Foreman Field)
Chicago Bears (New Orleans, La.-Tulane Stadium)

OPPONENT
Philadelphia Eagles (Hershey, Pa.)
Detroit Lions (Tiger Stadium) Fri
St. Louis Cardinals (Busch Stadium) Fri
Washington Redskins (D.C. Stadium) Thu
Pittsburgh Steelers (Canton, Ohio-Fawcett Stadium-HOF) Sun

OPPONENT
St. Louis Cardinals (New Orleans, La.-Tulane Stadium)
Detroit Lions (Tiger Stadium) Fri
Pittsburgh Steelers (Atlanta, Ga.-Ponce de Leon Stadium)
Washington Redskins (Norfolk, Va.-Foreman Field)
Philadelphia Eagles (Hershey, Pa.)

ADMINISTRATION

COACHING STAFF

FOOTBALL OPERATIONS

BUSINESS OPERATIONS

PLAYERS

2016 SEASON IN REVIEW

COLTS HISTORY

RECORDS

COLTS IN THE COMMUNITY

1966	RECORD: 5-0		OPPONENT
8/3	35-0	W	Washington Redskins (D.C. Stadium) Wed
8/13	31-17	W	Philadelphia Eagles (New Orleans, La.-Tulane Stadium)
8/19	33-7	W	St. Louis Cardinals (Busch Memorial Stadium) Fri
8/26	24-17	W	Cleveland Browns (Cleveland Municipal Stadium) Fri
9/1	20-0	W	Detroit Lions (Tiger Stadium) Fri

1967	RECORD: 4-1		OPPONENT
8/13	33-3	W	Boston Patriots (Harvard Stadium) Sun
8/21	5-9	L	St. Louis Cardinals (Busch Memorial Stadium) Mon
8/26	14-5	W	Detroit Lions (Tiger Stadium)
8/31	23-17	W	Washington Redskins (D.C. Stadium) Fri
9/9	33-7	W	Dallas Cowboys (Cotton Bowl)

1968	RECORD: 5-1		OPPONENT
8/3	14-12	W	Oakland Raiders (Oakland-Alameda County Coliseum)
8/10	10-0	W	Chicago Bears (Birmingham, Ala.-Legion Field) Fri
8/16	15-13	W	Washington Redskins (D.C. Stadium) Fri
8/23	7-14	L	Detroit Lions (Tiger Stadium) Fri
8/31	22-13	W	Miami Dolphins (Orange Bowl)
9/7	16-10	W	Dallas Cowboys (Cotton Bowl)

1969	RECORD: 6-0		OPPONENT
8/2	26-6	W	San Diego Chargers (Jack Murphy Stadium)
8/9	34-30	W	Oakland Raiders (Oakland-Alameda County Coliseum)
8/15	33-29	W	Houston Oilers (Astrodome) Fri
8/22	20-7	W	Buffalo Bills (War Memorial) Fri
8/30	23-10	W	Miami Dolphins (Orange Bowl)
9/14	23-7	W	Dallas Cowboys (Cotton Bowl) Sun

1970	RECORD: 4-2		OPPONENT
8/8	33-21	W	Oakland Raiders (Oakland-Alameda County Coliseum)
8/14	17-3	W	Kansas City Chiefs (Municipal Stadium) Fri
8/22	24-7	W	Denver Broncos (Mile High Stadium)
8/29	13-20	L	Miami Dolphins (Orange Bowl)
9/5	20-14	L	Detroit Lions (Raleigh, NC-Carter Stadium)
9/12	14-17	L	Washington Redskins (RFK Stadium)

1971	RECORD: 3-4		OPPONENT
7/30	24-17	W	College All-Stars (Chicago, Ill.-Soldier Field) Fri
8/7	3-10	L	Kansas City Chiefs (Memorial Stadium)
8/14	21-13	W	Chicago Bears (Memorial Stadium)
8/22	20-23	L	Detroit Lions (Ann Arbor, Mich.-Michigan Stadium) Sun
8/28	20-14	W	Washington Redskins (RFK Stadium)
9/3	14-27	L	Dallas Cowboys (Memorial Stadium) Fri
9/11	3-24	L	Oakland Raiders (Jacksonville, Fla.-Gator Bowl)

1972	RECORD: 3-3		OPPONENT
8/4	3-33	L	Washington Redskins (Tampa, Fla.-Tampa Stadium) Fri
8/14	0-16	L	Oakland Raiders (Oakland-Alameda County Coliseum) Sun
8/21	23-17	W	Kansas City Chiefs (Arrowhead Stadium) Sun
8/26	16-13	W	Pittsburgh Steelers (Tampa, Fla.-Tampa Stadium) Fri
9/1	17-24	L	Detroit Lions (Tampa, Fla.-Tampa Stadium) Fri
9/10	20-13	W	Denver Broncos (Mile High Stadium) Sun

1973	RECORD: 2-4		OPPONENT
8/4	7-34	L	Pittsburgh Steelers (Three Rivers Stadium)
8/11	20-34	L	Atlanta Falcons (Fulton County Stadium)
8/18	32-28	W	Detroit Lions (Memphis, Tenn.-Liberty Bowl)
8/25	3-20	L	Washington Redskins (RFK Stadium)
9/1	9-20	L	Houston Oilers (Astrodome)
9/9	17-10	W	Denver Broncos (Mile High Stadium) Sun

1974	RECORD: 1-4		OPPONENT
8/9	3-6	L	Detroit Lions (Memorial Stadium) Fri
8/17	37-3	W	Cleveland Browns (Tampa, Fla.-Tampa Stadium)
8/26	16-20	L	Chicago Bears (Memorial Stadium) Mon
8/31	7-23	L	Atlanta Falcons (Fulton County Stadium)
9/6	6-7	L	Washington Redskins (RFK Stadium) Fri

1975	RECORD: 2-4		OPPONENT
8/9	23-20	W	Denver Broncos (Mile High Stadium)
8/16	3-10	L	Atlanta Falcons (Lincoln, Neb.-Memorial Stadium)
8/22	10-31	L	Pittsburgh Steelers (Memorial Stadium) Fri
8/30	3-27	L	New Orleans Saints (Louisiana Superdome)
9/8	26-21	W	Houston Oilers (Astrodome) Mon
9/12	10-24	L	Washington Redskins (Memorial Stadium) Fri

1976	RECORD: 2-4		OPPONENT
7/31	21-0	W	Cleveland Browns (Lincoln, Neb.-Memorial Stad.)
8/6	20-3	W	Washington Redskins (Memorial Stadium) Fri
8/14	14-25	L	Chicago Bears (Soldier Field)
8/20	20-26	L	New Orleans Saints (Memorial Stadium) Fri
8/28	7-21	L	Atlanta Falcons (Fulton County Stadium)
9/2	9-24	L	Detroit Lions (Pontiac Silverdome) Thu

1977	RECORD: 3-3		OPPONENT
8/5	8-14	L	Denver Broncos (Mile High Stadium)
8/14	14-7	W	Houston Oilers (Astrodome) Sun
8/19	29-7	W	Minnesota Vikings (Memorial Stadium) Fri
8/27	21-23	L	Dallas Cowboys (Texas Stadium)
9/2	21-10	W	Detroit Lions (Memorial Stadium) Fri
9/10	0-14	L	Tampa Bay Buccaneers (Tampa Stadium)

1978	RECORD: 1-3		OPPONENT
8/5	10-22	L	Pittsburgh Steelers (Memorial Stadium)
8/12	12-23	L	Tampa Bay Buccaneers (Tampa Stadium)
8/18	16-17	L	Washington Redskins (Memorial Stadium) Fri
8/26	13-7	W	Detroit Lions (Pontiac Silverdome)

1979	RECORD: 2-2		OPPONENT
8/3	17-14	W	Philadelphia Eagles (Memorial Stadium) Fri
8/11	3-24	L	Cleveland Browns (Cleveland Municipal Stadium)
8/17	17-31	L	Philadelphia Eagles (Veterans Stadium) Fri
8/24	17-7	W	Detroit Lions (Memorial Stadium) Fri

1980	RECORD: 2-2		OPPONENT
8/9	3-13	L	Washington Redskins (Memorial Stadium)
8/16	17-3	W	Green Bay Packers (Milwaukee County Stadium)
8/22	37-20	W	NY Giants (Memorial Stadium) Fri
8/29	35-51	L	Atlanta Falcons (Fulton County Stadium) Fri

1981	RECORD: 0-4		OPPONENT
8/8	23-24	L	New Orleans Saints (Louisiana Superdome)
8/15	17-20	L	NY Giants (Giants Stadium)
8/22	7-13	L	Washington Redskins (Memorial Stadium)
8/28	17-31	L	Seattle Seahawks (Kingdome) Fri

1982	RECORD: 3-2		OPPONENT
8/7	14-30	L	Minnesota Vikings (Canton, Ohio-Fawcett Stadium-HOF)
8/14	19-14	W	NY Giants (Memorial Stadium)
8/21	34-3	W	Atlanta Falcons (Tempe, Ariz.-Sun Devil Stadium)
8/28	15-37	L	Pittsburgh Steelers (Three Rivers Stadium)
9/4	26-17	W	Chicago Bears (Soldier Field)

1983	RECORD: 2-2		OPPONENT
8/4	15-0	W	Houston Oilers (Astrodome) Thu
8/13	10-7	W	Minnesota Vikings (HHH Metrodome)
8/20	14-27	L	NY Giants (Giants Stadium)
8/26	7-10	L	Atlanta Falcons (Fulton County Stadium) Fri

1984	RECORD: 1-3		OPPONENT
8/4	3-24	L	Miami Dolphins (Orange Bowl)
8/11	26-20	W	NY Giants (Hoosier Dome)
8/18	0-31	L	Denver Broncos (Mile High Stadium)
8/25	17-34	L	Green Bay Packers (Lambeau Field)



ADMINISTRATION

COACHING
STAFFFOOTBALL
OPERATIONSBUSINESS
OPERATIONS

PLAYERS

2016 SEASON
IN REVIEW

COLTS HISTORY

RECORDS

COLTS IN THE
COMMUNITY

1985 RECORD: 2-2
8/10 19-7 W 60,014
8/17 24-13 W 46,252
8/24 3-20 L 71,406
8/30 21-31 L 60,006

1986 RECORD: 1-3
8/8 14-21 L 55,443
8/16 21-38 L 66,030
8/23 20-13 W 57,921
8/30 20-23 L* 57,969

1987 RECORD: 3-1
8/15 22-19 W 45,753
8/22 13-37 L 49,304
8/29 17-6 W 51,975
9/5 23-16 W 50,111

1988 RECORD: 3-1
8/6 20-7 W 44,258
8/13 25-21 W 53,720
8/20 18-6 W 54,117
8/25 20-21 L 73,957

1989 RECORD: 4-0
8/12 31-7 W 57,771
8/19 24-23 W 30,218
8/26 30-0 W 54,750
9/2 38-34 W 55,128

1990 RECORD: 0-4
8/11 7-16 L 51,044
8/17 10-13 L 52,475
8/27 16-17 L 47,999
8/31 14-17 L 54,796

1991 RECORD: 1-3
8/2 3-10 L 75,375
8/10 7-17 L 47,943
8/17 34-28 W 45,963
8/23 21-23 L 52,687

1992 RECORD: 2-2
8/8 34-14 W 42,786
8/15 10-27 L 43,727
8/22 0-20 L 55,362
8/28 21-10 W 65,557

1993 RECORD: 2-2
8/7 16-13 W* 45,055
8/14 7-24 L 42,792
8/20 18-7 W 43,642
8/27 10-41 L 56,811

1994 RECORD: 4-0
8/5 13-9 W 40,469
8/13 26-21 W 49,089
8/20 17-14 W 45,650
8/25 24-7 W 39,052

1995 RECORD: 3-1
8/4 21-34 L 39,946
8/12 20-17 W 38,006
8/19 20-17 W* 55,624
8/24 29-7 W 45,626

1996 RECORD: 3-2
7/27 10-7 W 23,376
8/3 25-28 L 45,024
8/10 12-16 L 12,851
8/17 15-13 W 39,930
8/24 30-6 W 49,081

1997 RECORD: 2-2
8/1 20-16 W 47,913
8/9 17-23 L 56,447
8/16 3-45 L 52,844
8/21 16-3 W 47,417

1998 RECORD: 2-2
8/8 21-24 L 52,645
8/17 30-27 W 36,598
8/22 3-33 L 47,820
8/27 20-17 W 42,852

OPPONENT
Seattle Seahawks (Hoosier Dome)
Chicago Bears (Soldier Field)
Denver Broncos (Mile High Stadium)
Cincinnati Bengals (Hoosier Dome) Fri

OPPONENT
Seattle Seahawks (Kingdome) Fri
Chicago Bears (Soldier Field)
Detroit Lions (Hoosier Dome)
Minnesota Vikings (Hoosier Dome)

OPPONENT
Detroit Lions (Pontiac Silverdome)
Minnesota Vikings (HHH Metrodome)
Houston Oilers (Hoosier Dome)
Tampa Bay Buccaneers (Hoosier Dome)

OPPONENT
Tampa Bay Buccaneers (Tampa Stadium)
Green Bay Packers (Hoosier Dome)
New Orleans Saints (Hoosier Dome)
Denver Broncos (Mile High Stadium) Thu

OPPONENT
New Orleans Saints (Louisiana Superdome)
Green Bay Packers (Lambeau Field)
Tampa Bay Buccaneers (Hoosier Dome)
Denver Broncos (Hoosier Dome)

OPPONENT
Denver Broncos (Hoosier Dome)
Seattle Seahawks (Kingdome) Fri
Philadelphia Eagles (Hoosier Dome) Mon
New Orleans Saints (Louisiana Superdome) Fri

OPPONENT
Denver Broncos (Mile High Stadium) Fri
Seattle Seahawks (Hoosier Dome)
New Orleans Saints (Hoosier Dome)
Philadelphia Eagles (Veterans Stadium) Fri

OPPONENT
New England Patriots (Hoosier Dome)
Seattle Seahawks (Hoosier Dome)
Cincinnati Bengals (Riverfront Stadium)
Kansas City Chiefs (Arrowhead Stadium) Fri

OPPONENT
Seattle Seahawks (Kingdome)
Cincinnati Bengals (Hoosier Dome)
Los Angeles Raiders (Hoosier Dome) Fri
Green Bay Packers (Lambeau Field) Fri

OPPONENT
Seattle Seahawks (RCA Dome) Fri
Cincinnati Bengals (Riverfront Stadium)
Pittsburgh Steelers (Three Rivers Stadium)
Cleveland Browns (RCA Dome) Thu

OPPONENT
Cincinnati Bengals (RCA Dome) Fri
Seattle Seahawks (Kingdome)
Green Bay Packers (Lambeau Field)
Chicago Bears (RCA Dome) Thu

OPPONENT
New Orleans Saints (Canton, Ohio-Fawcett Stadium-HOF)
Cincinnati Bengals (Riverfront Stadium)
Houston Oilers (Astrodome)
Seattle Seahawks (RCA Dome)
Green Bay Packers (RCA Dome)

OPPONENT
Cincinnati Bengals (RCA Dome) Fri
San Diego Chargers (Qualcomm Stadium)
Seattle Seahawks (Kingdome)
Detroit Lions (RCA Dome) Thu

OPPONENT
Seattle Seahawks (Kingdome)
Cincinnati Bengals (Cinergy Field) Mon
San Diego Chargers (RCA Dome)
Detroit Lions (RCA Dome) Thu

1999 RECORD: 3-1
8/7 6-9 L 37,721
8/14 20-17 W 41,998
8/21 37-7 W 41,788
9/2 31-28 W 41,074

2000 RECORD: 3-2
7/29 13-20 L 47,985
8/5 16-28 L 68,578
8/12 17-0 W 20,105
8/19 24-23 W 87,145
8/24 32-30 W 51,337

2001 RECORD: 2-2
8/11 28-21 W 45,089
8/18 26-27 L 48,165
8/24 21-28 L 63,804
8/30 23-17 W 42,032

2002 RECORD: 2-2
8/10 28-10 W 52,902
8/17 10-22 L 40,860
8/24 19-7 W 41,406
8/30 21-25 L 67,247

2003 RECORD: 3-1
8/9 18-20 L 52,634
8/15 21-7 W 37,469
8/25 28-23 W 72,510
8/29 21-20 W 38,534

2004 RECORD: 2-2
8/14 21-17 W 33,281
8/21 7-31 L 44,834
8/28 30-17 W 56,356
9/3 13-16 L 53,567

2005 RECORD: 0-5
8/6 21-27 L 45,203
8/13 10-17 L 56,045
8/20 17-24 L 52,704
8/27 24-37 L 74,152
9/2 0-38 L 59,781

2006 RECORD: 1-3
8/10 17-19 L 60,620
8/20 17-30 L 56,596
8/26 27-14 W 58,228
9/1 3-20 L 56,512

2007 RECORD: 1-3
8/9 10-23 L 60,175
8/20 24-27 L 56,769
8/25 37-10 W 57,101
9/1 6-14 L 65,243

2008 RECORD: 1-4
8/3 16-30 L 22,216
8/9 20-23 L* 70,492
8/16 16-9 W 59,693
8/24 7-20 L 65,333
8/28 7-27 L 64,931

2009 RECORD: 1-3
8/14 3-13 L 65,484
8/20 23-15 W 64,516
8/29 17-18 L 37,011
9/3 7-38 L 56,527

OPPONENT
Chicago Bears (Soldier Field)
Cincinnati Bengals (RCA Dome)
New Orleans Saints (Louisiana Superdome)
Seattle Seahawks (RCA Dome) Thu

OPPONENT
Atlanta Falcons (RCA Dome)
Seattle Seahawks (Husky Stadium)
New Orleans Saints (West Lafayette, Ind.-Ross-Ade Stadium)
Pittsburgh Steelers (Mexico City, Mex.-Azteca Stadium)
Minnesota Vikings (RCA Dome) Thu

OPPONENT
Seattle Seahawks (RCA Dome)
Detroit Lions (RCA Dome)
Minnesota Vikings (HHH Metrodome) Fri
Cincinnati Bengals (Paul Brown Stadium) Thu

OPPONENT
Seattle Seahawks (Seahawks Stadium)
Cincinnati Bengals (RCA Dome)
Buffalo Bills (RCA Dome)
New Orleans Saints (Louisiana Superdome) Fri

OPPONENT
Chicago Bears (Champaign, Illinois-Memorial Stadium)
Seattle Seahawks (RCA Dome) Fri
Denver Broncos (Invesco Field at Mile High Stadium) Mon
Cincinnati Bengals (RCA Dome) Fri

OPPONENT
San Diego Chargers (Qualcomm Stadium)
NY Jets (RCA Dome)
Buffalo Bills (RCA Dome)
Cincinnati Bengals (Paul Brown Stadium) Fri

OPPONENT
Atlanta Falcons (Tokyo, Japan, Tokyo Dome)
Buffalo Bills (RCA Dome)
Chicago Bears (RCA Dome)
Denver Broncos (Invesco Field at Mile High Stadium)
Cincinnati Bengals (Paul Brown Stadium) Fri

OPPONENT
St. Louis Rams (Edward Jones Dome) Thu
Seattle Seahawks (RCA Dome) Sun
New Orleans Saints (Jackson, Miss., Mississippi Veterans Memorial Stadium)
Cincinnati Bengals (RCA Dome) Fri

OPPONENT
Dallas Cowboys (Texas Stadium) Thu
Chicago Bears (RCA Dome) Mon
Detroit Lions (RCA Dome)
Cincinnati Bengals (Paul Brown Stadium) Fri

OPPONENT
Washington Redskins (Canton, Ohio, Fawcett Stadium) Sun
Carolina Panthers (Bank of America Stadium)
Atlanta Falcons (Georgia Dome)
Buffalo Bills (Lucas Oil Stadium) Sun
Cincinnati Bengals (Lucas Oil Stadium) Thu

OPPONENT
Minnesota Vikings (Lucas Oil Stadium) Fri
Philadelphia Eagles (Lucas Oil Stadium) Thu
Detroit Lions (Ford Field)
Cincinnati Bengals (Paul Brown Stadium) Thu

2010 RECORD: 0-4	OPPONENT
8/15 17-37 L 65,664	San Francisco 49ers (Lucas Oil Stadium) Sun
8/19 21-34 L 39,583	Buffalo Bills (Toronto, Canada, Rogers Centre) Thu
8/26 24-59 L 68,987	Green Bay Packers (Lambeau Field) Thu
9/2 28-30 L 65,622	Cincinnati Bengals (Lucas Oil Stadium) Thu
2011 RECORD: 1-3	OPPONENT
8/13 10-33 L 55,461	St. Louis Rams (Edward Jones Dome)
8/19 3-16 L 64,753	Washington Redskins (Lucas Oil Stadium) Fri
8/26 21-24 L 65,285	Green Bay Packers (Lucas Oil Stadium) Fri
9/1 17-13 W 39,797	Cincinnati Bengals (Paul Brown Stadium) Thu
2012 RECORD: 2-2	OPPONENT
8/12 38-3 W 64,133	St. Louis Rams (Lucas Oil Stadium) Sun
8/19 24-26 L 54,559	Pittsburgh Steelers (Heinz Field) Sun
8/25 17-30 L 60,047	Washington Redskins (FedExField)
8/30 20-16 W 65,035	Cincinnati Bengals (Lucas Oil Stadium) Thu
2013 RECORD: 2-2	OPPONENT
8/11 20-44 L 66,181	Buffalo Bills (Lucas Oil Stadium) Sun
8/18 20-12 W 75,491	New York Giants (MetLife Stadium) Sun
8/24 27-6 W 65,626	Cleveland Browns (Lucas Oil Stadium)
8/29 10-27 L 49,229	Cincinnati Bengals (Paul Brown Stadium) Thu
2014 RECORD: 0-4	OPPONENT
8/7 10-13 L 78,160	New York Jets (MetLife Stadium) Thu
8/16 26-27 L 65,350	New York Giants (Lucas Oil Stadium) Sat
8/23 17-23 L 65,565	New Orleans Saints (Lucas Oil Stadium) Sat
8/28 7-35 L 42,020	Cincinnati Bengals (Paul Brown Stadium) Thu
2015 RECORD: 1-3	OPPONENT
8/16 10-36 L 69,296	Philadelphia Eagles (Lincoln Financial Field) Sun
8/22 11-23 L 65,933	Chicago Bears (Lucas Oil Stadium) Sat
8/29 24-14 W 37,460	St. Louis Rams (Edward Jones Dome) Sat
9/3 6-9 L 65,188	Cincinnati Bengals (Lucas Oil Stadium) Thu
2016 RECORD: 2-2	OPPONENT
8/7 Canceled	Green Bay Packers (Canton, Ohio, Tom Benson Hall of Fame Stadium) Sun
8/13 19-18 W 65,159	Buffalo Bills (Ralph Wilson Stadium) Sat
8/20 18-19 L 65,327	Baltimore Ravens (Lucas Oil Stadium) Sat
8/27 23-33 L 65,487	Philadelphia Eagles (Lucas Oil Stadium) Sat
9/1 13-10 W 55,184	Cincinnati Bengals (Paul Brown Stadium) Thu

PRESEASON SERIES RECORDS Won 151, Lost 145, Tied 4

	Won	Lost	Tied	First Meeting		Won	Lost	Tied	First Meeting
Arizona Cardinals.....	6	5	1	1953	Minnesota Vikings.....	4	6	0	1961
Atlanta Falcons.....	2	8	0	1973	New England Patriots.....	2	0	0	1967
Baltimore Ravens.....	0	1	0	2016	New Orleans Saints.....	7	6	0	1975
Buffalo Bills.....	4	4	0	1969	New York Giants.....	8	6	0	1953
Carolina Panthers.....	0	1	0	2008	New York Jets.....	0	2	0	2004
Chicago Bears.....	5	9	1	1957	Oakland Raiders.....	4	2	0	1968
Cincinnati Bengals.....	9	16	0	1985	Philadelphia Eagles.....	10	11	0	1953
Cleveland Browns.....	6	2	0	1953	Pittsburgh Steelers.....	11	10	0	1953
College All-Stars.....	3	0	0	1959	St. Louis Rams.....	2	2	0	2006
Dallas Cowboys.....	5	4	0	1960	San Diego Chargers.....	2	2	0	1969
Denver Broncos.....	6	7	0	1970	San Francisco 49ers.....	0	1	0	2010
Detroit Lions.....	13	7	1	1964	Seattle Seahawks.....	9	9	0	1981
Green Bay Packers.....	5	4	0	1980	Tampa Bay Buccaneers.....	3	2	0	1977
Kansas City Chiefs.....	3	1	0	1970	Tennessee Titans.....	5	2	0	1969
Miami Dolphins.....	2	2	0	1968	Washington Redskins.....	15	13	1	1953

ADMINISTRATION

COACHING STAFF

FOOTBALL OPERATIONS

BUSINESS OPERATIONS

PLAYERS

2016 SEASON IN REVIEW

COLTS HISTORY

RECORDS

COLTS IN THE COMMUNITY



ALL-TIME SERIES RECORDS

(HOME GAMES IN BLUE; PLAYOFF GAMES IN **BOLD**; *OT;
RECORDS DENOTE THE RESPECTIVE WON-LOSS MARKS OF EACH TEAM ENTERING THE GAME)

COLTS vs. ARIZONA
 Points-Allowed: 319-273

 Regular Season: 8-7
 Home: 213-162

 Home: 6-4
 Away: 106-111

 Away: 2-3
 Colts Longest Series Streaks: **Won 4, Lost 4**

DATE	RECORDS		RESULTS	DATE	RECORDS		RESULTS	DATE	RECORDS		RESULTS
	COLTS	OP			COLTS	OP			COLTS	OP	
11/19/61	4-5	4-5	16-0 W	10/8/78	1-4	0-5	30-17 W	12/20/92	7-7	4-10	16-13 W
10/12/64	3-1	3-0-1	47-27 W	10/26/80	4-3	2-5	10-17 L	9/1/96	0-0	0-0	20-13 W
11/17/68	8-1	5-3-1	27-0 W	11/22/81	1-10	4-7	24-35 L	1/1/06	13-2	5-10	17-13 W
9/17/72	0-0	0-0	3-10 L	9/16/84	1-1	1-1	33-34 L	9/27/09	2-0	1-1	31-10 W
12/4/76	10-2	8-4	17-24 L	12/2/90	5-6	3-8	17-20 L	11/24/13	7-3	6-4	11-40 L

STADIUMS: Memorial 3-3 Hoosier/RCA 3-1 Busch Memorial 1-1 Sun Devil 0-1 University of Phoenix Stadium 1-1
CARDINALS: Chicago 1953-59 St. Louis 1960-87 Phoenix/Arizona 1988-present

COLTS vs. ATLANTA
 Points-Allowed: 432-251

 Regular Season: 14-2
 Home: 194-111

 Home: 6-1
 Away: 238-140

 Away: 8-1
 Colts Longest Series Streaks: **Won 10, Lost 1**

DATE	RECORDS		RESULTS	DATE	RECORDS		RESULTS	DATE	RECORDS		RESULTS
	COLTS	OP			COLTS	OP			COLTS	OP	
11/13/66	6-2	0-8	19-7 W	11/30/69	6-4	3-7	13-6 W	12/14/03	10-3	3-10	38-7 W
9/17/67	0-0	0-0	38-31 W	11/17/74	1-8	2-7	17-7 W	11/22/07	8-2	3-7	31-13 W
11/12/67	6-0-2	1-6-1	49-7 W	12/7/86	0-13	6-6-1	28-23 W	11/6/11	0-9	4-3	7-31 L
9/23/68	1-0	0-1	28-20 W	9/24/89	0-2	1-1	13-9 W	11/22/15	4-5	6-3	24-21 W
12/1/68	10-1	2-9	44-0 W	12/6/98	2-10	10-2	21-28 L				
10/5/69	0-2	1-1	21-14 W	12/16/01	4-8	6-6	41-27 W				

Sweeps: Colts (3): 1967,68,69
STADIUMS: Memorial 3-0 Hoosier/RCA 3-0 Lucas Oil 0-1 Grant Field 1-0 Fulton County 5-0 Georgia Dome 2-1

COLTS vs. BALTIMORE
 Points-Allowed: 316-243

 Regular Season: 8-3
 Home: 139-70

 Home: 5-0
 Away: 177-173

 Away: 3-3
 Colts Longest Series Streaks: **Won 8, Lost 2**

DATE	RECORDS		RESULTS	DATE	RECORDS		RESULTS	DATE	RECORDS		RESULTS
	COLTS	OP			COLTS	OP			COLTS	OP	
10/13/96	4-1	2-3	26-21 W	9/11/05	0-0	0-0	24-7 W	1/16/10	14-2	10-7	20-3 W
11/29/98	2-9	4-7	31-38 L	1/13/07	13-4	13-3	15-6 W	12/11/11	0-13	9-3	10-24 L
12/2/01	4-6	7-4	27-39 L	12/9/07	10-2	4-8	44-20 W	1/6/13	11-5	10-6	9-24 L
10/13/02	3-1	2-2	22-20 W	10/12/08	2-2	2-2	31-3 W	10/5/14	2-2	3-1	20-13 W
12/19/04	10-3	8-5	20-10 W	11/22/09	9-0	5-4	17-15 W				

STADIUMS: Hoosier/RCA 3-0 Lucas Oil 3-0 Raven's Stadium at Camden Yard/PSINet/M&T Bank 4-4

COLTS vs. BUFFALO
 Points-Allowed: 1312-1417

 Regular Season: 31-36-1
 Home: 696-664

 Home: 18-14-1
 Away: 616-753

 Away: 13-22
 Colts Longest Series Streaks: **Won 6, Lost 6**

DATE	RECORDS		RESULTS	DATE	RECORDS		RESULTS	DATE	RECORDS		RESULTS
	COLTS	OP			COLTS	OP			COLTS	OP	
11/15/70	7-1	3-5	17-17 T	10/4/81	1-3	12-12	17-23 L	1/2/94	4-11	11-4	10-30 L
12/13/70	9-2-1	3-8-1	20-14 W	11/28/82	0-3	2-1	0-20 L	10/16/94	2-4	4-2	27-17 W
10/10/71	2-1	0-3	43-0 W	9/18/83	1-1	1-1	23-28 L	12/24/94	7-8	7-8	10-9 W
12/5/71	8-3	1-10	24-0 W	10/16/83	4-2	4-2	7-30 L	9/17/95	1-1	1-1	14-20 L
10/1/72	0-2	1-1	17-0 W	9/30/84	1-3	0-4	31-17 W	11/5/95	5-3	5-3	10-16 L
12/3/72	4-7	3-8	35-7 W	12/2/84	4-9	1-12	15-21 L	10/6/96	4-0	3-1	13-16 L*
10/14/73	1-3	3-1	13-31 L	10/6/85	1-3	0-4	49-17 W	12/1/96	6-6	9-3	13-10 W*
11/25/73	2-8	5-5	17-24 L	10/20/85	2-4	0-6	9-21 L	9/21/97	0-3	1-2	35-37 L
10/13/74	0-4	3-1	14-27 L	10/19/86	0-6	1-5	13-24 L	10/20/97	0-6	3-3	16-9 L
12/1/74	2-9	8-3	0-6 L	12/14/86	1-13	4-10	24-14 W	10/11/98	1-4	1-3	24-31 L
10/12/75	1-2	3-0	31-38 L	10/4/87	0-2	1-1	47-6 W	11/22/98	2-8	6-4	11-34 L
11/9/75	3-4	5-2	42-35 W	12/13/87	7-5	6-6	3-27 L	9/12/99	0-0	0-0	31-14 W
10/17/76	4-1	2-3	31-13 W	10/9/88	1-4	4-1	23-34 L	1/2/00	13-2	10-5	6-31 L
12/12/76	10-3	2-11	58-20 W	12/18/88	8-7	12-3	17-14 W	10/1/00	2-1	2-1	18-16 W
10/2/77	2-0	0-2	17-14 W	10/8/89	2-2	3-1	37-14 W	12/11/00	7-6	7-6	44-20 W
11/13/77	7-1	2-6	31-13 W	11/12/89	4-5	6-3	17-30 L	9/23/01	1-0	0-1	42-26 W
9/24/78	1-2	0-3	17-24 L	9/9/90	0-0	0-0	10-26 L	11/4/01	3-3	1-5	30-14 W
12/17/78	5-10	4-11	14-21 L	12/9/90	5-7	10-2	17-31 L	11/23/03	8-2	4-6	17-14 W
9/30/79	0-4	2-2	13-31 L	10/13/91	0-6	5-1	16-42 L	11/12/06	8-0	3-5	17-16 W
10/21/79	1-6	3-4	14-13 W	12/15/91	1-13	12-2	17-35 L	1/3/10	14-1	5-10	7-30 L
10/12/80	3-2	5-0	17-12 W	9/20/92	1-1	2-0	10-38 L	11/25/12	6-4	4-6	20-13 W
11/30/80	6-6	9-3	28-24 W	11/29/92	4-7	9-2	16-13 W	9/13/15	0-0	0-0	14-27 L
9/13/81	1-0	11-10	13-35 L	*11/21/93	3-6	7-2	19-23 L				

Sweeps: Colts (8): 1971,72,76,77,80,94,00,01 Bills (11): 1973,74,78,81,83,90,91,93,95,97,98

Splits (11): 1975,79,84-89,92,96,99

STADIUMS: Memorial 5-7-1 Hoosier/RCA 12-7 Lucas Oil 1-0 War Memorial 3-0 Rich/Ralph Wilson 10-22

ADMINISTRATION

COACHING STAFF

FOOTBALL OPERATIONS

BUSINESS OPERATIONS

PLAYERS

2016 SEASON IN REVIEW

COLTS HISTORY

RECORDS

COLTS IN THE COMMUNITY

COLTS vs. CAROLINA

Points-Allowed: 125-126

Regular Season: 1-5

Home: 58-77

Home: 0-3

Away: 67-49

Away: 1-2

Colts Longest Series Streaks: **Won 1, Lost 3**

DATE	RECORDS COLTS OP	RESULTS	DATE	RECORDS COLTS OP	RESULTS	DATE	RECORDS COLTS OP	RESULTS
12/3/95	7-5 5-7	10-13 L	10/12/03	5-0 4-0	20-23 L*	11/27/11	0-10 2-8	19-27 L
12/27/98	3-12 3-12	19-27 L	10/28/07	6-0 4-2	31-7 W	11/2/15	3-4 6-0	26-29 L*

STADIUMS: Hoosier/RCA 0-2 Lucas Oil 0-1 Clemson Memorial 0-1 Bank of America Stadium 1-1

COLTS vs. CHICAGO

Points-Allowed: 927-889

Regular Season: 23-19

Home: 455-426

Home: 12-9

Away: 443-446

Away: 11-10 Playoffs: 1-0 (Neutral Site)

Colts Longest Series Streaks: **Won 7, Lost 6**

DATE	RECORDS COLTS OP	RESULTS	DATE	RECORDS COLTS OP	RESULTS	DATE	RECORDS COLTS OP	RESULTS
9/27/53	0-0 0-0	13-9 W	11/13/60	5-2 3-2-1	24-20 W	11/23/69	5-4 1-8	24-21 W
10/11/53	1-1 1-1	16-14 W	10/15/61	2-2 2-2	10-24 L	11/29/70	7-2-1 4-6	21-20 W
10/10/54	1-1 1-1	9-28 L	10/29/61	3-3 4-2	20-21 L	9/21/75	0-0 0-0	35-7 W
11/21/54	1-7 4-4	13-28 L	10/21/62	3-2 3-2	15-35 L	9/25/83	1-2 1-2	22-19 W*
9/25/55	0-0 0-0	23-17 W	11/25/62	5-5 6-4	0-57 L	12/8/85	3-10 12-1	10-17 L
10/16/55	3-0 0-3	10-38 L	10/6/63	1-2 3-0	3-10 L	9/11/88	0-1 1-0	13-17 L
9/30/56	0-0 0-0	28-21 W	11/3/63	3-4 6-1	7-17 L	11/17/91	1-9 8-2	17-31 L
10/21/56	1-2 2-1	27-58 L	9/27/64	1-1 1-1	52-0 W	11/5/00	6-2 1-7	41-27 L
10/5/57	1-0 0-1	21-10 W	11/8/64	7-1 2-6	40-24 W	11/21/04	6-3 4-5	41-10 W
11/17/57	4-3 3-4	29-14 W	11/7/65	6-1 4-3	26-21 W	2/4/07	15-4 15-3	29-17 W
10/4/58	1-0 1-0	51-38 W	12/5/65	9-1-1 7-4	0-13 L	9/7/08	0-0 0-0	13-29 L
11/16/58	6-1 5-2	17-0 W	10/9/66	2-1 1-2	17-27 L	9/9/12	0-0 0-0	21-41 L
10/3/59	1-0 0-1	21-26 L	12/4/66	7-4 4-5-2	21-16 W	10/9/16	1-3 1-3	29-23 W
10/18/59	2-1 1-2	21-7 W	10/8/67	3-0 1-2	24-3 W			
10/2/60	1-0 1-0	42-7 W	10/6/68	3-0 1-2	28-7 W			

Sweeps: Colts (5): 1953,57,58,60,64 Bears (4): 1954,61,62,63 Splits (5): 1955,56,59,65,66

STADIUMS: Memorial 11-6 Hoosier/RCA 0-2 Lucas Oil 1-1 Wrigley Field 9-7 Soldier Field 2-3 Dolphin Stadium 1-0

COLTS vs. CINCINNATI

Points-Allowed: 736-607

Regular Season: 17-10

Home: 431-318

Home: 10-6

Away: 305-289

Away: 7-4

Colts Longest Series Streaks: **Won 7, Lost 3**

Playoffs: 2-0

DATE	RECORDS COLTS OP	RESULTS	DATE	RECORDS COLTS OP	RESULTS	DATE	RECORDS COLTS OP	RESULTS
12/26/70	11-2-1 8-6	17-0 W	10/22/89	3-3 4-2	23-12 W	10/6/02	2-1 0-4	28-21 W
11/19/72	2-7 5-4	20-19 W	11/25/90	4-6 6-4	34-20 W	11/20/05	9-0 7-2	45-37 W
11/3/74	1-6 4-3	14-24 L	12/27/92	8-7 5-10	21-17 W	12/18/06	10-3 8-5	34-16 W
9/19/76	1-0 1-0	28-27 W	9/12/93	0-1 0-1	9-6 W	12/7/08	8-4 1-10-1	35-3 W
11/4/79	3-6 2-7	38-28 W	11/20/94	4-6 2-8	17-13 W	11/14/10	5-3 2-6	23-17 W
12/7/80	7-6 4-9	33-34 L	9/3/95	0-0 0-0	21-24 L*	10/6/11	0-5 3-2	17-27 L
10/11/81	1-4 3-2	19-41 L	12/22/96	9-6 7-8	24-31 L	12/8/13	8-4 8-4	28-20 L
12/5/82	0-4 3-1	17-20 L	11/9/97	0-9 2-7	13-28 L	10/19/14	4-2 3-1-1	27-20 W
10/2/83	2-2 1-3	34-31 W	12/13/98	2-11 2-11	39-26 W	1/4/15	11-5 10-5-1	26-10 W
9/13/87	0-0 0-0	21-23 L	10/24/99	3-2 1-5	31-10 W			

STADIUMS: Memorial 3-3 Hoosier/RCA 4-3 Lucas Oil 4-0 Riverfront/Cinergy 7-2 Paul Brown Stadium 1-2

COLTS vs. CLEVELAND

Points-Allowed: 602-640

Regular Season: 14-14

Home: 268-314

Home: 6-9

Away: 334-326

Away: 8-5

Colts Longest Series Streaks: **Won 5, Lost 6**

Playoffs: 2-2

DATE	RECORDS COLTS OP	RESULTS	DATE	RECORDS COLTS OP	RESULTS	DATE	RECORDS COLTS OP	RESULTS
11/11/56	2-3 2-4	21-7 W	9/16/79	0-2 2-0	10-13 L	9/26/93	1-1 3-0	23-10 W
11/1/59	4-1 3-2	31-38 L	11/9/80	5-4 6-3	27-28 L	9/25/94	1-2 2-1	14-21 L
10/14/62	2-2 2-2	36-14 W	10/25/81	1-6 3-4	28-42 L	12/26/99	12-2 2-13	29-28 W
12/27/64	12-2 10-3-1	0-27 L	11/27/83	6-6 7-5	23-41 L	12/15/02	8-5 7-6	28-23 W
10/20/68	5-0 2-3	20-30 L	11/2/86	0-8 5-3	9-24 L	9/7/03	0-0 0-0	9-6 W
12/29/68	14-1 11-4	34-0 W	12/6/87	6-5 7-4	9-7 W	9/25/05	3-0 1-1	13-6 W
9/26/71	1-0 1-0	13-14 L	1/9/88	9-6 10-5	11/30/08	7-4 4-7	10-6 W	
12/26/71	10-4 9-5	20-3 W	9/19/88	0-2 1-1	17-23 L	9/18/11	0-1 0-1	19-27 L
9/16/73	0-0 0-0	14-24 L	12/10/89	6-7 7-5-1	23-17 W	10/21/12	2-3 1-5	17-13 W
11/2/75	2-4 0-6	21-7 W	*12/1/91	1-11 5-7	0-31 L	12/7/14	8-4 7-5	25-24 W
11/19/78	5-6 5-6	24-45 L	9/6/92	0-0 0-0	14-3 W			

STADIUMS: Memorial 1-5 Hoosier/RCA 4-3 Lucas Oil 1-1 Municipal/Cleveland 5-7 Cleveland Browns Stadium 5-0

BROWNS: Cleveland 1953-95, 1999-present

COLTS vs. DALLAS

Points-Allowed: 268-384

Regular Season: 5-10

Home: 121-160

Home: 3-4

Away: 131-211

Away: 2-6

Colts Longest Series Streaks: **Won 3, Lost 6**

Playoffs: 1-0 (Neutral Site)

DATE	RECORDS COLTS OP	RESULTS	DATE	RECORDS COLTS OP	RESULTS	DATE	RECORDS COLTS OP	RESULTS
10/30/60	3-2 0-5	45-7 W	9/4/78	0-0 0-0	0-38 L	11/17/02	5-4 3-6	20-3 W
12/3/67	9-0-2 8-3	23-17 W	12/6/81	1-12 10-3	13-37 L	11/19/06	9-0 5-4	14-21 L
12/13/69	7-4-1 9-2-1	10-27 L	10/28/84	3-5 5-3	3-22 L	12/5/10	6-5 3-8	28-31 L*
1/17/71	13-2-1 12-4	16-13 W	10/10/93	2-2 2-2	3-27 L	1/18/14	10-4 10-4	7-42 L
10/15/72	1-3 3-1	0-21 L	9/15/96	2-0 1-1	25-24 W			
9/26/76	2-0 2-0	27-30 L	10/31/99	4-2 4-2	34-24 W			

STADIUMS: Memorial 1-2 Hoosier/RCA 2-1 Lucas Oil 0-1 Cotton Bowl 1-1 Texas 1-4 AT&T 0-1 Orange Bowl 1-0

ADMINISTRATION

COACHING STAFF

FOOTBALL OPERATIONS

BUSINESS OPERATIONS

PLAYERS

2016 SEASON IN REVIEW

COLTS HISTORY

RECORDS

COLTS IN THE COMMUNITY



ADMINISTRATION
COACHING STAFF

COLTS vs. DENVER

Points-Allowed: 597-573

Regular Season: 10-13

Home: 373-273

Home: 7-5

Away: 224-300


Away: 3-8

Colts Longest Series Streaks:

Playoffs: 3-0

Won 5, Lost 4

DATE			RECORDS			RESULTS			DATE			RECORDS			RESULTS		
			COLTS									COLTS					
			COLTS	OP				COLTS	OP				COLTS	OP			
11/10/74	1-7	3-4-1	6-17	L	10/21/90	2-3	2-4	17-27	L	9/30/07	3-0	2-1	38-20	W			
11/27/77	9-1	9-1	13-27	L	10/3/93	2-1	2-1	13-35	L	12/13/09	12-0	8-4	28-16	W			
10/22/78	2-5	5-2	7-6	W	1/6/02	5-10	8-7	29-10	W	9/26/10	1-1	1-1	27-13	W			
9/20/81	1-1	1-1	10-28	L	11/24/02	6-4	7-3	23-20	W*	10/20/13	4-2	6-0	39-33	W			
9/11/83	1-0	1-0	10-17	L	12/21/03	11-3	9-5	17-31	L	9/7/14	0-0	0-0	24-31	L			
12/11/83	6-8	8-6	19-21	L	1/4/04	12-4	10-6	41-10	W	1/11/15	12-5	12-4	24-13	W			
10/13/85	2-3	3-2	10-15	L	12/05	12-3	9-6	14-33	L	11/8/15	3-5	7-0	27-24	W			
10/31/88	3-5	4-4	55-23	W	1/9/05	12-4	10-6	49-24	W	9/18/16	0-1	1-0	20-34	L			
10/15/89	3-2	4-1	3-14	L	10/29/06	6-0	5-1	34-31	W								



Sweeps: Broncos (1): 1983

STADIUMS: Memorial 1-2 Hoosier/RCA 5-3 Lucas Oil 3-0 Mile High 0-5 INVESCO Field/Sports Authority Field 4-3

FOOTBALL OPERATIONS
BUSINESS OPERATIONS

COLTS vs. DETROIT

Points-Allowed: 980-850

Regular Season: 21-19-2

Home: 511-428


Home: 11-10-1

Away: 419-422

Away: 10-9-1

Colts Longest Series Streaks: Won 4, Lost 4

DATE			RECORDS			RESULTS			DATE			RECORDS			RESULTS		
			COLTS									COLTS					
			COLTS	OP				COLTS	OP				COLTS	OP			
10/3/53	1-0	1-0	17-27	L	10/23/60	3-1	0-3	17-30	L	11/19/67	7-0-2	3-4-2	41-7	W			
11/7/53	3-3	4-2	7-17	L	12/4/60	6-3	4-5	15-20	L	11/10/68	7-1	3-4-1	27-10	W			
10/16/54	1-2	2-0	0-35	L	9/24/61	1-0	1-0	15-16	L	12/7/69	7-4	7-4	17-17	T			
11/6/54	1-5	4-1	3-27	L	10/22/61	2-3	3-2	17-14	W	10/21/73	1-4	1-3-1	29-27	W			
10/1/55	1-0	0-1	28-13	W	9/30/62	2-0	2-0	20-29	L	12/11/77	9-3	5-7	10-13	L			
11/5/55	4-2	0-6	14-24	L	12/2/62	5-6	9-2	14-21	L	11/16/80	5-5	6-4	10-9	W			
10/6/56	1-0	1-0	14-31	L	10/20/63	2-3	2-3	25-21	W	9/22/85	0-2	2-0	14-6	W			
11/18/56	3-3	6-1	3-27	L	11/10/63	3-5	4-4	24-21	W	9/22/91	0-3	2-1	24-33	L			
9/29/57	0-0	0-0	34-14	W	10/25/64	6-1	4-1-1	34-0	W	11/23/97	1-10	5-6	10-32	L			
10/20/57	3-0	2-1	27-31	L	12/6/64	11-1	5-5-2	14-31	L	10/29/00	5-2	5-2	30-18	W			
9/28/58	0-0	0-0	28-15	W	10/10/65	2-1	3-0	31-7	W	11/25/04	7-3	4-6	41-9	W			
10/19/58	3-0	0-2-1	40-14	W	11/25/65	9-1	5-5	24-24	T	12/14/08	9-4	0-13	31-21	W			
9/27/59	0-0	0-0	21-9	W	10/16/66	2-2	2-3	45-14	W	12/2/12	7-4	4-7	35-33	L			
10/11/59	1-1	0-2	31-24	W	11/20/66	7-2	3-6-1	14-20	L	9/11/16	0-0	0-0	35-39	L			



Sweeps: Colts (3): 1958,59,63

Lions (5): 1953,54,56,60,62

Splits (5): 1955,57,61,64,66

STADIUMS: Memorial 8-8-1 Hoosier/RCA 2-1 Lucas Oil 1-1 Briggs/Tiger 7-8-1 Silverdome 1-1 Ford Field 2-0

PLAYERS
2016 SEASON IN REVIEW

COLTS vs. GREEN BAY

Points-Allowed: 991-961

Regular Season: 22-20-1

Home: 570-453

Home: 13-8-1

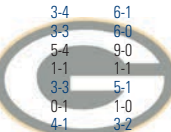
Away: 421-508

Away: 9-12

Colts Longest Series Streaks: Won 4, Lost 5

Playoffs: 0-1

DATE			RECORDS			RESULTS			DATE			RECORDS			RESULTS		
			COLTS									COLTS					
			COLTS	OP				COLTS	OP				COLTS	OP			
10/18/53	2-1	0-3	14-37	L	11/6/60	4-2	4-1	38-24	W	12/7/68	11-1	5-6-1	16-3	W			
10/31/53	3-2	1-4	24-35	L	10/8/61	2-1	2-1	7-45	L	11/9/69	4-3	5-2	14-6	W			
10/24/54	1-3	1-3	6-7	L	11/5/61	3-4	6-1	45-21	W	11/9/70	6-1	4-3	13-10	W			
11/13/54	1-6	3-4	13-24	L	10/28/62	3-3	6-0	6-17	L	9/22/74	0-1	0-1	13-20	L			
10/8/55	2-1	2-0	24-20	W	11/18/62	5-4	9-0	13-17	L	12/19/82	0-6	4-2	20-20	T			
10/29/55	3-0	3-2	14-10	W	9/29/63	1-1	1-1	20-31	L	10/27/85	2-5	3-4	37-10	W			
10/14/56	1-1	0-2	33-38	L	10/27/63	3-3	5-1	20-34	L	11/13/88	5-5	2-8	20-13	W			
10/28/56	1-3	2-2	28-21	W	9/20/64	0-1	1-0	21-20	W	11/24/91	1-10	2-9	10-14	L			
10/13/57	2-0	1-1	45-17	W	10/18/64	4-1	3-2	24-21	W	11/16/97	0-10	8-2	41-38	W			
10/27/57	3-1	1-3	21-24	L	9/26/65	1-0	1-0	17-20	L	11/19/00	7-3	4-6	24-26	L			
10/12/58	2-0	0-1-1	24-17	W	12/12/65	9-2-1	9-3	27-42	L	9/26/04	1-1	1-1	45-31	W			
11/2/58	5-0	1-3-1	56-0	W	12/26/65	10-3-1	10-3-1	10-13	L*	10/19/08	3-2	3-3	14-34	L			
10/25/59	3-1	3-1	38-21	W	9/10/66	0-0	0-0	3-24	L	10/7/12	1-2	2-2	30-27	W			
11/15/59	4-3	3-4	28-24	W	12/10/66	8-4	10-2	10-14	L	11/6/16	3-5	4-3	31-26	W			
10/9/60	2-0	1-1	21-35	L	11/5/67	5-0-2	5-1-1	13-10	W								



Sweeps: Colts (4): 1955,58,59,64

Packers (6): 1953,54,62,63,65,66

Splits (4): 1956,57,60,61

STADIUMS: Memorial 9-8-1 Hoosier/RCA 3-0 Lucas Oil 1-0 Green Bay City Field 0-1 Lambeau 4-7 County 5-5

RECORDS
COLTS IN THE COMMUNITY

COLTS vs. HOUSTON

Points-Allowed: 791-592

Regular Season: 23-7

Home: 409-238

Home: 13-2

Away: 382-354

Away: 10-5

Colts Longest Series Streaks: Won 9, Lost 3

DATE			RECORDS			RESULTS			DATE			RECORDS			RESULTS		
			COLTS									COLTS					
			COLTS	OP				COLTS	OP				COLTS	OP			
9/22/02	1-1	1-1	23-3	W	9/23/07	2-0	2-0	30-24	W	12/16/12	9-4	11-2	17-29	L			
12/1/02	7-4	3-8	19-3	W	12/23/07	12-2	7-7	38-15	W	12/30/12	10-5	12-3	28-16	W			
10/26/03	5-1	2-4	30-21	W	10/5/08	1-2	0-3	31-27	W	11/3/13	5-2	2-5	27-24	W			
12/28/03	11-4	5-10	20-17	L	11/16/08	5-4	3-6	33-27	W	12/15/13	8-5	2-11	25-3	W			
11/14/04	5-3	4-4	49-14	W	11/8/09	7-0	5-3	20-17	W	10/9/14	3-2	3-2	33-28	W			
12/12/04	9-3	5-7	23-14	W	11/29/09	10-0	5-5	35-27	W	12/14/14	9-4	7-6	17-10	W			
10/23/05	6-0	0-5	38-20	W	9/12/10	0-0	0-0	24-34	L	10/8/15	2-2	1-3	27-20	W			
11/13/05	8-0	1-7	31-17	W	11/1/10	4-2	4-2	30-17	W	12/20/15	6-7	6-7	16-10	L			
9/17/06	1-0	0-1	43-24	W	9/11/11	0-0	0-0	7-34	L	10/16/16	2-3	3-2	23-26	L*			
12/24/06	11-3	4-10	24-27	L	12/22/11	1-13	10-4	19-16	W	12/11/16	6-6	6-6	17-22	L			



Sweeps: Colts (9): 2002-05,07-09,13-14

Texans (1): 2016

Splits (4): 2006,10-12,15

STADIUMS: Hoosier/RCA 6-0 Lucas Oil 7-2 Reliant/NRG Stadium 10-5

COLTS vs. JACKSONVILLE

Points-Allowed: 797-639

Regular Season: 22-10 Home: 12-4

Away: 351-253

Away: 446-386

Away: 10-6

Colts Longest Series Streaks: Won 6, Lost 3

DATE			RECORDS		RESULTS	DATE			RECORDS		RESULTS
			COLTS	OP		COLTS	OP		COLTS	OP	
12/10/95	7-6	3-10	41-31	W	12/10/06	10-2	7-5	17-44	1-1	0-2	17-22
9/25/00	1-1	2-1	43-14	W	10/22/07	5-0	4-1	29-7	11/8/12	5-3	1-7
9/8/02	0-0	0-0	28-25	W	12/2/07	8-2	8-3	28-25	9/29/13	2-1	0-3
12/29/02	9-6	6-9	20-13	W	9/21/08	1-1	0-2	21-23	12/29/13	10-5	4-11
9/21/03	2-0	0-2	23-13	W	12/18/08	10-4	5-9	31-24	9/21/14	0-2	0-2
11/9/03	7-1	1-7	23-28	L	9/13/09	0-0	0-0	14-12	11/23/14	6-4	1-9
10/3/04	2-1	3-0	24-17	W	12/17/09	13-0	7-6	35-31	10/4/15	1-2	1-2
10/24/04	4-1	4-2	24-27	L	10/3/10	2-1	1-2	28-31	12/13/15	6-6	4-8
9/18/05	1-0	1-0	10-3	W	12/19/10	7-6	8-5	34-24	10/2/16	1-2	0-3
12/11/05	12-0	9-3	26-18	W	11/13/11	0-9	2-6	3-17	1/1/17	7-8	3-12
9/24/06	2-0	2-0	21-14	W	1/1/12	2-13	4-11	13-19			

Sweeps: Colts (6): 2002,05,07,09,13-14 Jaguars (1): 2011 **Splits (6):** 2003,04,06,08,10,12,15,16
STADIUMS: Hoosier/RCA 6-1 Lucas Oil 6-3 Jacksonville Municipal/Alltel/EverBank 10-5 Wembley Stadium 0-1

COLTS vs. KANSAS CITY

Points-Allowed: 526-495

Regular Season: 12-9 Home: 5-5

Away: 249-243

Away: 277-252

Away: 7-4

Colts Longest Series Streaks: Won 7, Lost 2

DATE			RECORDS		RESULTS	DATE			RECORDS		RESULTS
			COLTS	OP		COLTS	OP		COLTS	OP	
9/28/70	1-0	0-1	24-44	L	10/7/90	1-3	3-1	23-19	11/18/07	7-2	4-5
12/10/72	5-7	6-6	10-24	L	1/7/96	10-7	13-3	10-7	10/10/10	2-2	3-0
11/30/75	6-4	5-5	28-14	W	12/15/96	8-6	9-5	24-19	11/18/07	7-2	4-5
10/16/77	4-0	0-4	17-6	W	11/7/99	5-2	5-2	25-17	10/10/10	2-2	3-0
9/2/79	0-0	0-0	0-14	L	9/3/00	0-0	0-0	27-14	10/9/11	0-4	1-3
12/9/79	4-10	6-8	7-10	L	10/25/01	2-3	1-5	35-28	12/23/12	9-5	2-12
11/2/80	4-4	4-4	31-24	W	11/11/04	13-4	13-3	38-31	12/22/13	9-5	11-3
12/21/80	7-8	7-8	28-38	L	10/31/04	4-2	2-4	35-45	1/4/14	11-5	11-5
11/24/85	3-8	3-8	7-20	L	1/6/07	12-4	9-7	23-8	10/30/16	3-4	4-2

Sweeps: Chiefs (1): 1979 **Splits (1):** 1980
STADIUMS: Memorial 1-3 Hoosier/RCA 4-0 Lucas Oil 2-2 Arrowhead 9-4

COLTS vs. LOS ANGELES RAMS

Points-Allowed: 936-950

Regular Season: 23-18-2 Home: 14-6-2

Away: 390-468

Away: 390-468

Home: 14-6-2

Away: 9-12 Colts Longest Series Streaks: Won 6, Lost 3

DATE			RECORDS		RESULTS	DATE			RECORDS		RESULTS
			COLTS	OP		COLTS	OP		COLTS	OP	
11/22/53	3-5	5-2-1	13-21	L	12/11/60	6-4	3-6-1	3-10	10/27/68	5-1	6-0
12/5/53	3-7	6-3-1	2-45	L	9/17/61	0-0	0-0	27-24	12/15/68	12-1	10-2-1
9/26/54	0-0	0-0	0-48	L	12/9/61	7-5	3-9	17-34	9/21/69	0-0	0-0
12/4/54	2-8	5-4-1	22-21	W	9/16/62	0-0	0-0	30-27	12/21/69	7-5-1	11-2
11/20/55	4-4	5-3	17-17	T	11/11/62	4-4	1-7	14-2	11/8/71	5-2	4-2-1
12/4/55	5-4-1	6-3-1	14-20	L	11/24/63	5-5	3-7	19-17	10/5/75	1-1	1-1
11/25/56	3-4	2-6	56-21	W	12/15/63	7-6	5-8	19-16	9/21/86	0-2	2-0
12/9/56	4-5	2-8	7-31	L	10/4/64	2-1	2-0-1	35-20	9/17/89	0-1	1-0
12/1/57	6-3	4-5	31-14	W	11/22/64	9-1	5-4-1	24-7	10/1/95	1-2	4-0
12/15/57	7-4	5-6	21-37	L	10/24/65	4-1	1-4	35-20	12/30/01	5-9	12-2
11/23/58	7-1	5-3	34-7	W	12/18/65	9-3-1	4-3	20-17	10/17/05	5-0	2-3
12/6/58	9-1	6-4	28-30	L	10/30/66	4-2	4-3	17-3	10/25/09	5-0	0-6
11/29/59	6-3	2-7	35-21	W	11/27/66	7-3	6-5	7-23	11/10/13	6-2	3-6
12/12/59	8-3	2-9	45-26	W	10/15/67	4-0	3-1	24-2			
10/16/60	2-1	0-3	31-17	W	12/17/67	11-0-2	10-1-2	10-34			

Sweeps: Colts (5): 1959,62,64,65,68 Rams (1): 1953 **Splits (9):** 1954,56,58,60,61,63,66,69
STADIUMS: Memorial 12-4-2 Hoosier/RCA 2-1 Lucas Oil 0-1 LA Memorial Coliseum 8-10 Anaheim 0-1
RAMS: Dome at America's Center/Edward Jones 1-1
 Los Angeles 1953-94, 2015-present, St. Louis 1995-2015

COLTS vs. LOS ANGELES CHARGERS

Points-Allowed: 525-687

Regular Season: 10-16 Home: 4-11

Away: 259-416

Away: 266-271

Home: 4-11

Away: 6-5 Playoffs: 1-2

Colts Longest Series Streaks: Won 3, Lost 5

DATE			RECORDS		RESULTS	DATE			RECORDS		RESULTS
			COLTS	OP		COLTS	OP		COLTS	OP	
9/20/70	0-0	0-0	16-14	W	11/26/89	5-6	4-7	10-6	12/26/04	11-3	11-3
11/8/72	1-2	1-1-1	20-23	L	10/18/92	3-2	1-4	14-34	12/18/05	13-0	8-5
11/7/76	7-1	4-4	37-21	W	11/1/92	4-3	3-4	0-26	11/11/07	7-1	4-4
10/18/81	1-5	4-2	14-43	L	11/29/93	3-7	4-6	0-31	1/13/08	13-3	12-5
12/26/82	0-6-1	5-2	26-44	L	12/17/95	8-6	7-7	24-27	11/23/08	6-4	4-6
11/4/84	3-6	4-5	10-38	L	12/13/95	9-7	9-7	35-20	1/30/09	12-4	8-8
11/30/86	0-12	2-10	3-17	L	11/3/96	5-3	4-4	19-26	11/28/10	6-4	5-5
11/8/87	4-3	6-1	13-16	L	10/26/97	0-7	3-4	19-35	10/14/13	4-1	2-3
12/20/87	7-6	8-5	20-7	W	10/4/98	0-4	2-2	17-12	9/25/16	0-2	1-1
10/23/88	2-5	2-5	16-0	W	9/26/99	1-1	1-0	27-19			

Sweeps: Chargers (1): 1992 **Splits (1):** 1987
STADIUMS: Memorial 0-2 Hoosier/RCA 3-9 Lucas Oil 1-1 Jack Murphy/Qualcomm 7-6
RAMS: Los Angeles 1960, 2017-present, San Diego 1961-2016

ADMINISTRATION

COACHING STAFF

FOOTBALL OPERATIONS

BUSINESS OPERATIONS

PLAYERS

2016 SEASON IN REVIEW

COLTS HISTORY

RECORDS

COLTS IN THE COMMUNITY



ADMINISTRATION

COACHING STAFF

FOOTBALL OPERATIONS

BUSINESS OPERATIONS

PLAYERS

2016 SEASON IN REVIEW

COLTS HISTORY

RECORDS

COLTS IN THE COMMUNITY

COLTS vs. MIAMI
Points-Allowed: 1248-1639

Regular Season: 26-45
Home: 658-728

Home: 14-22
Away: 590-911

Away: 12-23
Colts Longest Series Streaks: Won 5, Lost 14

Playoffs: 0-2

DATE	RECORDS		RESULTS	DATE	RECORDS		RESULTS	DATE	RECORDS		RESULTS
	COLTS	OP			COLTS	OP			COLTS	OP	
11/1/70	5-1	4-2	35-0 W	9/19/82	0-1	1-0	20-24 L	12/18/94	6-8	9-5	10-6 W
11/22/70	7-1	5-4	17-34 L	1/2/83	0-7-1	6-2	7-34 L	10/8/95	2-2	4-0	27-24 W*
11/21/71	7-2	7-1-1	14-17 L	10/23/83	4-3	4-3	7-21 L	11/26/95	6-5	6-5	36-28 W
10/21/71	9-3	9-2-1	14-3 W	11/20/83	6-5	7-4	0-37 L	9/23/96	3-0	3-0	10-6 W
12/7/72	11-4	11-3-1	0-21 L	9/23/84	1-2	3-0	7-44 L	11/10/96	5-4	4-5	13-37 L
10/29/72	1-5	6-0	0-23 L	12/9/84	4-10	12-2	17-35 L	8/31/97	0-0	0-0	10-16 L
12/16/72	5-8	13-0	0-16 L	9/15/85	0-1	0-1	13-30 L	12/14/97	2-12	9-5	41-0 W
11/11/73	2-6	7-1	0-44 L	11/17/85	3-7	6-4	20-34 L	9/6/98	0-0	0-0	15-24 L
12/9/73	2-10	11-1	16-3 W	9/14/86	0-1	0-1	10-30 L	11/8/98	1-7	5-3	14-27 L
10/27/74	1-5	4-2	7-17 L	10/26/86	0-7	2-5	13-17 L	10/10/99	2-1	2-0	31-34 L
12/8/74	2-10	9-3	16-17 L	9/20/87	0-1	0-1	10-23 L	12/5/99	9-2	8-3	37-34 W
11/23/75	5-4	7-2	33-17 W	11/15/87	4-4	4-4	40-21 W	11/26/00	7-4	8-3	14-17 L
12/14/75	8-1	9-3	10-7W*	9/25/88	0-3	1-2	15-13 W	12/17/00	8-6	10-4	20-13 W
10/10/76	3-1	2-2	28-14 W	12/4/88	7-6	5-8	31-28 W	12/30/00	10-6	11-5	17-23 L*
11/22/76	8-2	5-5	17-16 W	11/5/89	4-4	4-4	13-19 L	11/11/01	4-3	5-2	24-27 L
10/9/77	3-0	3-0	45-28 W	12/17/89	7-7	8-6	42-13 W	12/10/01	4-7	8-3	6-41 L
12/5/77	9-2	8-3	6-17 L	10/28/90	2-4	5-1	7-27 L	9/15/02	1-0	1-0	13-21 L
10/9/78	0-1	0-1	0-42 L	12/30/90	7-8	11-4	17-23 L	11/2/03	6-1	4-2	23-17 W
10/29/78	3-5	5-3	8-26 L	9/8/91	0-1	0-1	6-17 L	12/31/06	11-4	6-9	27-22 W
11/11/79	4-6	6-4	0-19 L	11/3/91	0-8	3-5	6-10 L	9/21/09	1-0	0-1	27-23 W
11/25/79	4-8	7-5	24-28 L	10/25/92	3-3	6-0	31-20 W	11/4/12	4-3	4-3	23-20 W
10/5/80	2-2	3-1	30-17 W	11/8/92	4-4	6-2	0-28 L	9/15/13	1-0	1-0	20-24 L
12/14/80	7-7	7-7	14-24 L	9/5/93	0-0	0-0	20-24 L	12/27/15	6-8	5-9	18-12 W
9/27/81	1-2	3-0	28-31 L	10/24/93	2-3	4-1	27-41 L				
11/1/81	1-7	5-21	10-27 L	11/6/94	4-5	6-2	21-22 L				

Sweeps: Colts (4): 1975,76,88,95 Dolphins (15): 1972,74,78,79,81-86,90,91,93,98,01
Spits (13): 1970,71,73,77,80,87,89,92,94,96,97,99,00
STADIUMS: Memorial 6-8 Hoosier/RCA 7-13 Lucas Oil 1-1 Orange Bowl 3-15 Joe Robbie/Pro Player/LandShark/Sun Life 9-10

COLTS vs. MINNESOTA
Points-Allowed: 643-502

Regular Season: 16-7-1
Home: 319-188

Home: 10-0
Away: 324-314

Away: 6-7-1
Colts Longest Series Streaks: Won 5, Lost 5

Playoffs: 1-0

DATE	RECORDS		RESULTS	DATE	RECORDS		RESULTS	DATE	RECORDS		RESULTS
	COLTS	OP			COLTS	OP			COLTS	OP	
10/1/61	1-1	1-1	34-33 W	11/14/65	7-1	5-3	41-21 W	11/20/88	6-5	7-4	3-12 L
11/12/61	4-4	1-7	20-28 L	9/18/66	0-1	0-0-1	38-23 W	12/21/97	3-12	8-7	28-39 L
9/23/62	1-0	0-1	34-7 W	10/23/66	3-2	3-1	20-17 W	12/24/00	9-6	11-4	31-10 W
12/16/62	6-7	2-10-1	42-17 W	10/22/67	4-1	1-4	20-20 T	11/8/04	4-3	5-2	31-28 W
11/17/63	4-5	3-6	37-34 W	11/24/68	9-1	6-4	21-9 W	9/14/08	0-1	0-1	18-15 W
12/8/63	6-6	4-7-1	41-10 W	12/22/68	13-1	8-6	24-14 W	9/16/12	0-1	1-0	23-20 W
9/13/64	0-0	0-0	24-34 L	9/28/69	0-1	0-1	14-52 L	12/18/16	6-7	7-6	34-6 W
11/15/64	8-1	5-4	17-14 W	10/25/71	4-1	4-1	3-10 L				
9/19/65	0-0	0-0	35-16 W	12/12/82	0-5	2-3	10-13 L				

Sweeps: Colts (4): 1962,63,65,66 Splits (2): 1961,64
STADIUMS: Memorial 8-0 Hoosier/RCA 2-0 Lucas Oil 1-0 Metropolitan 4-4-1 HHH Metrodome 1-3 U.S. Bank Stadium 1-0

COLTS vs. NEW ENGLAND
Points-Allowed: 1513-2001

Regular Season: 28-47
Home: 819-928

Home: 16-22
Away: 694-1073

Away: 12-25
Colts Longest Series Streaks: Won 3, Lost 7

Playoffs: 1-4

DATE	RECORDS		RESULTS	DATE	RECORDS		RESULTS	DATE	RECORDS		RESULTS
	COLTS	OP			COLTS	OP			COLTS	OP	
10/4/70	1-1	1-1	14-6 W	11/18/84	4-7	7-4	17-50 L	11/30/97	1-11	7-5	17-20 L
10/25/70	4-1	1-4	27-3 W	12/18/84	4-11	8-7	10-16 L	9/13/98	0-1	0-1	6-29 L
10/3/71	1-1	1-1	23-1 W	10/10/85	3-6	6-3	15-34 L	11/1/98	1-6	4-3	16-21 L
12/19/71	10-3	5-8	17-21 L	12/1/85	3-9	8-4	31-38 L	9/19/99	1-0	1-0	28-31 L
11/6/72	1-6	2-5	24-17 W	9/7/86	0-0	0-0	3-33 L	12/12/99	10-2	7-5	20-15 W
11/26/72	3-7	2-8	31-0 W	11/9/86	0-9	6-3	21-30 L	10/8/00	3-1	1-4	16-24 L
10/7/73	1-2	0-3	16-24 L	10/25/87	2-3	3-2	30-16 W	10/22/00	4-2	2-5	30-23 W
12/16/73	3-10	5-8	18-13 W	11/22/87	5-4	4-5	0-24 L	9/30/01	2-0	0-2	13-44 L
10/6/74	0-3	3-0	3-42 L	10/2/88	1-3	1-3	17-21 L	10/21/01	2-2	2-3	17-38 L
11/24/74	2-8	6-4	17-27 L	11/27/88	6-6	7-5	24-21 W	11/30/03	9-2	9-2	34-38 L
10/19/75	1-3	0-4	10-21 L	10/29/89	4-3	2-5	20-23 L	1/18/04	14-4	15-2	14-24 L
12/21/75	9-4	3-10	34-21 W	12/3/89	6-6	4-8	16-22 L	9/9/04	0-0	0-0	24-27 L
9/12/76	0-0	0-0	27-13 W	9/16/90	0-1	0-1	14-16 L	1/16/05	13-4	14-2	3-20 L
11/14/76	8-1	6-3	41-13 W	11/11/90	2-6	1-7	13-10 W	11/7/05	7-0	4-3	40-21 W
10/23/77	5-0	3-2	3-17 L	9/1/91	0-0	0-0	7-16 L	11/5/06	7-0	6-1	27-20 W
12/18/77	9-4	9-4	30-24 W	12/8/91	1-12	4-9	17-23 L*	1/21/07	14-4	14-4	38-34 W
9/18/78	0-2	1-1	34-27 W	11/15/92	4-5	0-9	34-37 L*	11/4/07	7-0	8-0	20-24 L
11/26/78	5-7	9-3	14-35 L	12/6/92	5-7	2-10	6-0 W	11/2/08	3-4	5-2	18-15 W
10/28/79	2-6	6-2	31-26 W	10/31/93	2-4	1-6	9-5 W	11/15/09	8-0	6-2	35-34 W
11/18/79	4-7	7-4	21-50 L	12/26/93	4-10	3-11	0-38 L	11/21/10	6-3	7-2	28-31 L
10/19/80	4-2	5-1	21-37 L	11/27/94	5-6	5-6	10-12 L	12/4/11	0-1	8-3	24-31 L
11/23/80	6-5	7-4	21-47 L	11/17/94	6-7	7-6	13-28 L	11/18/12	6-3	6-3	24-59 L
9/6/81	0-0	0-0	29-28 W	11/19/95	5-5	4-6	24-10 W	1/11/14	12-5	12-4	22-43 L
12/20/81	1-4	2-13	23-21 W	12/23/95	8-7	6-9	10-7 W	11/16/14	6-3	7-2	20-42 L
9/12/82	0-0	0-0	13-24 L	10/20/96	5-1	3-3	9-27 L	1/18/15	13-5	13-4	7-45 L
9/4/83	0-0	0-0	29-23 W*	11/24/96	6-5	7-4	13-27 L	10/18/15	3-2	4-0	27-34 L
10/9/83	3-2	2-3	12-7 W	9/7/97	0-1	1-0	6-31 L				

Sweeps: Colts (5): 1970,72,81,83,95 Patriots (12): 1974,80,84-86,89,91,94,96,97,98,01
Spits (14): 1971,73,75-79,87,88,90,92,93,99,00
STADIUMS: Memorial 8-6 Hoosier/RCA 7-14 Lucas Oil 2-2 Harvard 1-0 Schaefer/Sullivan/Foxboro 9-21 Gillette 2-8

COLTS vs. NEW ORLEANS

Points-Allowed: 282-309

Regular Season: 5-7

Home: 3-3

Away: 2-4

Playoffs (Neutral): 0-1

Home: 133-93

Away: 132-185

Colts Longest Series Streaks: Won 3, Lost 5

DATE	RECORDS		RESULTS	DATE	RECORDS		RESULTS	DATE	RECORDS		RESULTS
	COLTS	OP			COLTS	OP			COLTS	OP	
12/10/67	10-0-2	2-10	30-10 W	11/12/95	5-4	3-6	14-17 L	2/7/10	16-2	15-3	17-31 L
10/19/69	2-2	0-4	30-10 W	9/27/98	0-3	2-0	13-19 L*	10/23/11	0-6	4-2	7-62 L
9/30/73	0-2	0-2	14-10 W	11/18/01	4-4	4-4	20-34 L	10/25/15	3-3	2-4	21-27 L
10/12/86	0-5	1-4	14-17 L	9/28/03	3-0	1-2	55-21 W				
12/24/89	8-7	8-7	6-41 L	9/6/07	0-0	0-0	41-10 W				

STADIUMS: Memorial 2-0 Hoosier/RCA 1-2 Lucas Oil 0-1 Tulane 1-0 Louisiana/Mercedes-Benz Superdome 1-4 Sun Life 0-1

COLTS vs. NEW YORK GIANTS

Points-Allowed: 410-305

Regular Season: 9-6

Home: 2-3

Away: 7-3

Playoffs: 2-0

Home: 151-149

Away: 259-156

Colts Longest Series Streaks: Won 4, Lost 2

DATE	RECORDS		RESULTS	DATE	RECORDS		RESULTS	DATE	RECORDS		RESULTS
	COLTS	OP			COLTS	OP			COLTS	OP	
10/2/54	0-1	1-0	20-14 W	11/2/68	6-1	5-2	26-0 W	11/14/99	6-2	5-3	27-19 W
11/13/55	4-3	2-5	7-17 L	10/17/71	3-1	2-2	31-7 W	12/22/02	9-5	8-6	27-44 L
11/9/58	6-0	4-2	21-24 L	12/7/75	7-4	3-8	21-0 W	9/10/06	0-0	0-0	26-21 W
12/28/58	9-3	10-3	23-17 W*	12/16/79	4-11	6-9	31-7 W	9/19/10	0-1	1-0	38-14 W
12/27/59	9-3	10-2	31-16 W	11/5/90	2-5	7-0	7-24 L	11/3/14	5-3	3-4	40-24 W
9/15/63	0-0	0-0	28-37 L	12/12/93	4-8	9-3	6-20 L				

STADIUMS: Memorial 2-1 Hoosier/RCA 0-2 Lucas Oil 1-0 Polo Grounds 0-1 Yankee 3-1 Shea 1-0 Giants 3-1 MetLife 1-0

COLTS vs. NEW YORK JETS

Points-Allowed: 1460-1504

Regular Season: 41-28

Home: 19-15

Away: 22-13

Playoffs: 1-3

Home: 772-743

Away: 688-761

Colts Longest Series Streaks: Won 6, Lost 4

DATE	RECORDS		RESULTS	DATE	RECORDS		RESULTS	DATE	RECORDS		RESULTS
	COLTS	OP			COLTS	OP			COLTS	OP	
1/12/69	15-1	12-3	7-16 L	11/21/82	0-2	1-1	0-37 L	9/10/95	0-1	0-1	27-24 W*
10/18/70	3-1	1-3	29-22 W	11/6/83	5-4	4-5	17-14 W	10/29/95	4-3	2-6	17-10 W
12/19/70	10-2-1	4-9	35-20 W	12/4/83	6-7	6-7	6-10 L	9/8/96	1-0	0-1	21-7 W
9/19/71	0-0	0-0	22-0 W	9/2/84	0-0	0-0	14-23 L	11/17/96	5-5	1-9	34-29 W
11/14/71	6-2	3-5	14-13 W	11/11/84	3-7	6-4	9-5 W	10/5/97	0-4	3-2	12-16 L
9/24/72	0-1	1-0	34-44 L	9/29/85	1-2	2-1	20-25 L	12/7/97	1-12	8-5	22-14 W
10/22/72	1-4	3-2	20-24 L	11/3/85	3-5	6-2	17-35 L	9/20/98	0-2	0-2	6-44 L
9/23/73	0-1	0-1	10-34 L	9/28/86	0-3	2-1	7-26 L	11/15/98	1-8	6-3	24-23 W
12/2/73	2-9	3-8	17-20 L	11/16/86	0-10	9-1	16-31 L	10/17/99	2-2	1-3	16-13 W
10/20/74	0-5	1-4	35-20 W	10/11/87	1-2	2-1	6-0 W	11/28/99	8-2	4-6	13-6 W
12/15/74	2-11	6-7	38-45 L	11/1/87	3-3	3-3	19-14 W	11/12/00	6-3	6-3	23-15 W
10/26/75	1-4	2-3	45-28 W	11/6/88	4-5	5-1	38-14 W	12/3/00	7-5	8-4	17-27 L
11/16/75	4-4	2-6	52-19 W	12/10/88	8-6	6-7-1	16-34 L	9/9/01	0-0	0-0	45-24 W
10/24/76	5-1	1-5	20-0 W	10/1/89	1-2	1-2	17-10 W	12/23/01	5-8	8-5	28-29 L
11/28/76	9-2	3-8	33-16 W	11/19/89	4-6	2-8	27-10 W	1/4/03	10-6	9-7	0-41 L
9/25/77	1-0	0-1	20-12 W	11/18/90	3-6	4-6	17-14 W	11/16/03	7-2	3-6	38-31 W
11/20/77	8-1	2-7	33-12 W	12/16/90	5-8	4-9	29-21 W	10/1/06	3-0	2-1	31-28 W
10/15/78	2-4	3-3	10-33 L	10/20/91	0-7	3-4	6-17 L	12/27/09	14-0	7-7	15-29 L
12/3/78	5-8	7-6	16-24 L	11/10/91	0-9	5-4	28-27 W	1/24/10	15-2	11-7	30-17 W
10/7/79	0-5	2-3	10-8 W	10/11/92	2-2	1-4	6-3 W*	1/8/11	10-6	11-5	16-17 L
12/2/79	4-9	5-8	17-30 L	12/13/92	6-7	4-9	10-6 W	10/14/12	2-2	2-3	9-35 L
9/7/80	0-0	0-0	17-14 W	11/14/93	3-5	4-4	17-31 L	9/21/15	0-1	1-0	7-20 L
9/28/80	1-2	0-3	35-21 W	12/5/93	3-8	7-4	9-6 W	12/5/16	5-6	3-8	41-10 W
11/8/81	1-8	4-4-1	14-41 L	10/9/94	2-3	2-3	6-16 L				
11/29/81	1-11	7-4-1	0-25 L	10/30/94	3-5	4-3	28-25 W				

Sweeps: Colts (13): 1970,71,75-77,80,87,89,90,92,95,96,99 Jets (6): 1972,73,78,81,85,86
 Splits (12): 1974,79,83,84,88,91,93,94,97,98,00,01
 STADIUMS: Memorial 7-6 Hoosier/RCA 12-7 Lucas Oil 1-3 Shea 8-6 Giants 13-7 MetLife 1-1 Orange Bowl 0-1

COLTS vs. OAKLAND

Points-Allowed: 372-389

Regular Season: 6-8

Home: 2-4

Away: 4-4

Playoffs: 1-1

Home: 204-211

Away: 178-145

Colts Longest Series Streaks: Won 4, Lost 4

DATE	RECORDS		RESULTS	DATE	RECORDS		RESULTS	DATE	RECORDS		RESULTS
	COLTS	OP			COLTS	OP			COLTS	OP	
1/3/71	12-2-1	9-4-2	27-17 W	12/21/86	2-13	8-7	30-24 W	12/16/07	11-2	4-9	21-14 W
11/28/71	7-3	7-1-2	37-14 W	9/15/91	0-2	1-1	0-16 L	12/26/10	8-6	7-7	31-26 W
10/28/73	2-4	3-2-1	21-34 L	10/22/95	4-2	5-2	17-30 L	9/8/13	0-0	0-0	21-17 W
9/28/75	1-0	1-0	20-31 L	9/10/00	1-0	1-0	31-38 L	12/24/16	7-7	11-3	25-33 L
12/24/77	10-4	11-3	31-37 L*	10/14/01	2-1	3-1	18-23 L				
11/25/84	4-8	8-4	7-21 L	10/10/04	3-1	2-2	35-14 W				

STADIUMS: Memorial 1-3 Hoosier/RCA 1-2 Lucas Oil 0-1 Oakland/Alameda County/McAfee Coliseum 3-2
 LA Memorial Coliseum 1-2
 RAIDERS: Los Angeles 1982-94

ADMINISTRATION

COACHING STAFF

FOOTBALL OPERATIONS

BUSINESS OPERATIONS

PLAYERS

2016 SEASON IN REVIEW

COLTS HISTORY

RECORDS

COLTS IN THE COMMUNITY



ADMINISTRATION

COACHING STAFF

FOOTBALL OPERATIONS

BUSINESS OPERATIONS

PLAYERS

2016 SEASON IN REVIEW

COLTS HISTORY

RECORDS

COLTS IN THE COMMUNITY

COLTS vs. PHILADELPHIA Regular Season: 10-8 Home: 5-3 Away: 5-5
Points-Allowed: 451-387 Home: 220-152 Away: 231-235 Colts Longest Series Streaks: Won 4, Lost 3

DATE	RECORDS		RESULTS	DATE	RECORDS		RESULTS	DATE	RECORDS		RESULTS
	COLTS	OP			COLTS	OP			COLTS	OP	
11/15/53	3-4	4-2-1	14-45 L	10/17/78	1-3	2-2	14-17 L	12/5/96	7-6	8-5	37-10 W
11/21/65	8-1	3-6	34-24 W	11/15/81	1-9	8-2	13-38 L	11/21/99	7-2	3-7	44-17 W
9/24/67	1-0	1-0	38-6 W	10/30/83	4-4	4-4	22-21 W	11/10/02	4-4	6-2	35-13 W
10/13/69	1-2	1-2	24-20 W	11/14/84	2-4	2-4	7-16 L	11/26/06	9-1	5-5	45-21 W
12/6/70	8-2-1	2-8-1	29-10 W	9/30/90	0-3	1-2	24-23 W	11/7/10	5-2	4-3	24-26 L
9/29/74	0-2	1-1	10-30 L	12/19/93	4-9	5-8	10-20 L	9/15/14	0-1	1-0	27-30 L

STADIUMS: Memorial 3-1 Hoosier/RCA 2-1 Lucas Oil 0-1 Connie Mack 0-1 Franklin Field 1-0
Veterans 4-3 Lincoln Financial 0-1

COLTS vs. PITTSBURGH Regular Season: 6-17 Home: 4-6 Away: 2-11 Playoffs: 0-5
Points-Allowed: 465-735 Home: 213-261 Away: 252-474 Colts Longest Series Streaks: Won 2, Lost 7

DATE	RECORDS		RESULTS	DATE	RECORDS		RESULTS	DATE	RECORDS		RESULTS
	COLTS	OP			COLTS	OP			COLTS	OP	
11/3/57	3-2	3-2	13-19 L	11/13/83	6-4	8-2	13-24 L	10/21/02	4-1	2-3	10-28 L
9/29/68	2-0	0-2	41-7 W	10/21/84	2-5	4-3	17-16 W	11/28/05	10-0	7-3	26-7 W
10/31/71	4-2	3-3	34-21 W	9/8/85	0-0	0-0	3-45 L	11/5/06	14-2	12-5	18-21 L
9/15/74	0-0	0-0	0-30 L	10/18/87	2-2	2-2	7-21 L	11/9/08	4-4	6-2	24-20 W
12/27/75	10-4	12-2	10-28 L	10/6/91	0-5	2-2	3-21 L	9/25/11	0-2	1-1	20-23 L
12/19/76	11-3	10-4	14-40 L	11/22/92	4-6	7-3	14-30 L	10/26/14	5-2	4-3	34-51 L
10/30/77	5-1	4-2	31-21 W	9/18/94	1-1	1-1	21-31 L	12/6/15	6-5	6-5	10-45 L
12/9/78	5-9	12-2	13-35 L	11/4/96	11-7	12-5	16-20 L	11/24/16	5-5	5-5	7-28 L
9/23/79	0-3	3-0	13-17 L	12/29/96	9-7	10-6	14-42 L				
9/14/80	1-0	1-0	17-20 L	10/12/97	0-5	3-2	2-24 L				

STADIUMS: Memorial 12-4 Hoosier/RCA 2-2 Lucas Oil 0-2 Pitt 1-0 Three Rivers 0-11 Heinz 1-3

COLTS vs. SAN FRANCISCO Regular Season: 25-18 Home: 14-7 Away: 11-11
Points-Allowed: 1016-843 Home: 532-405 Away: 484-438 Colts Longest Series Streaks: Won 13, Lost 5

DATE	RECORDS		RESULTS	DATE	RECORDS		RESULTS	DATE	RECORDS		RESULTS
	COLTS	OP			COLTS	OP			COLTS	OP	
11/29/53	3-6	6-3	21-38 L	12/18/60	6-5	6-5	10-34 L	9/15/68	0-0	0-0	27-10 W
12/13/53	3-8	8-3	14-45 L	12/3/61	6-5	6-4-1	20-17 W	10/13/68	4-0	2-2	42-14 W
11/28/54	1-8	5-3-1	17-13 W	12/16/61	7-6	7-5-1	27-24 W	10/26/69	3-2	0-4-1	21-24 L
12/11/54	3-8	6-4-1	7-10 L	10/7/62	2-1	1-2	13-21 L	11/16/69	5-3	1-6-1	17-20 L
11/27/55	4-4-1	3-6	26-14 W	11/4/62	3-4	3-4	22-3 W	11/12/72	2-6	3-4-1	21-24 L
12/11/55	5-5-1	3-8	24-35 L	9/22/63	0-1	0-1	20-14 W	10/5/86	0-4	3-1	14-35 L
12/2/56	4-4	2-6-1	17-20 L	10/13/63	1-3	0-4	20-3 W	9/10/89	0-0	0-0	24-30 L
12/16/56	4-6	4-6-1	17-30 L	11/1/64	6-1	2-5	37-7 W	11/10/95	3-2	4-1	18-17 W
11/24/57	5-3	5-3	27-21 W	11/29/64	10-1	3-8	14-3 W	10/18/98	1-5	4-1	31-34 L
12/8/57	7-3	6-4	13-17 L	10/3/65	1-1	2-0	27-24 W	11/25/01	4-5	7-2	21-40 L
11/30/58	8-1	4-5	35-27 W	10/31/65	5-1	3-3	34-28 W	10/9/05	4-0	1-3	28-3 W
12/14/58	9-2	5-6	12-21 L	9/25/66	1-1	0-0-1	36-14 W	11/1/09	6-0	3-3	18-14 W
11/22/59	5-3	6-2	45-14 W	12/18/66	8-5	6-5-2	30-14 W	9/22/13	1-1	1-1	27-7 W
12/5/59	7-3	7-3	34-14 W	10/1/67	2-0	2-0	41-7 W				
11/27/60	6-2	4-4	22-30 L	11/26/67	8-0-2	5-5	26-9 W				

Sweeps: Colts (8): 1959,61,63,68 49ers (4): 1953,56,60,69 **Splits (5):** 1954,55,57,58,62
STADIUMS: Memorial 12-5 Hoosier/RCA 1-2 Lucas Oil 1-0 Kezar 9-8 Candlestick/3COM/Monster Park 2-3

COLTS vs. SEATTLE Regular Season: 7-4 Home: 3-1 Away: 153-157
Points-Allowed: 241-248 Home: 88-91 Away: 153-157 Colts Longest Series Streaks: Won 2, Lost 2

DATE	RECORDS		RESULTS	DATE	RECORDS		RESULTS	DATE	RECORDS		RESULTS
	COLTS	OP			COLTS	OP			COLTS	OP	
9/18/77	0-0	0-0	29-14 W	10/2/94	1-3	3-1	17-15 W	12/24/05	13-1	12-2	13-28 L
11/27/78	4-6	5-5	17-14 W	9/14/97	0-2	0-2	3-31 L	10/4/09	3-0	1-2	34-17 W
9/29/91	0-4	1-3	3-31 L	12/20/98	3-11	1-7	23-27 L	10/6/13	3-1	4-0	34-28 W
12/4/94	5-7	5-7	31-19 W	10/15/00	3-2	2-4	37-24 W				

Sweeps: Colts (1): 1994
STADIUMS: Hoosier/RCA 2-1 Lucas Oil 2-0 Kingdome 3-2 Husky Stadium 1-0 Qwest Field 0-1

COLTS vs. TAMPA BAY Regular Season: 8-5 Home: 5-2 Away: 123-137
Points-Allowed: 336-277 Home: 213-140 Away: 123-137 Colts Longest Series Streaks: Won 3, Lost 2

DATE	RECORDS		RESULTS	DATE	RECORDS		RESULTS	DATE	RECORDS		RESULTS
	COLTS	OP			COLTS	OP			COLTS	OP	
10/3/76	2-1	0-3	42-17 W	12/22/91	1-14	2-13	3-17 L	10/7/07	4-0	3-1	33-14 W
9/9/79	0-1	1-0	26-29 L*	10/4/92	1-2	3-1	24-14 W	10/3/11	0-3	2-1	17-24 L
12/15/85	3-11	2-12	31-23 W	9/11/94	1-0	0-1	10-24 L	11/29/15	5-5	5-5	25-12 W
12/27/87	8-6	4-10	24-6 W	11/2/97	0-8	5-3	28-31 L				
10/16/88	1-5	2-4	35-31 W	10/6/03	4-0	2-1	38-35 W*				

STADIUMS: Memorial 1-1 Hoosier/RCA 3-1 Lucas Oil 1-0 Tampa 2-2 Raymond James 1-1

COLTS vs. TENNESSEE

Points-Allowed: 1159-876

Record: 31-13

Home: 673-434

Home: 18-6

Away: 486-442


Away: 13-7

Colts Longest Series Streaks:

Playoffs: 0-1

Won 11, Lost 3

DATE	RECORDS		RESULTS	DATE
	COLTS	OP		
10/11/70	2-1	2-1	24-20 W	11/3/02
11/4/73	2-5	0-7	27-31 L	12/8/02
11/1/76	6-1	4-3	38-14 W	9/14/03
10/14/79	1-5	4-2	16-28 L	12/7/03
9/21/80	1-1	1-1	16-21 L	9/19/04
12/18/83	6-9	2-13	20-10 W	12/5/04
9/9/84	0-1	0-1	35-21 W	10/2/05
12/22/85	4-11	5-10	34-16 W	12/4/05
11/23/86	0-11	2-9	17-31 L	10/8/06
11/29/87	5-5	6-4	51-27 W	12/3/06
9/4/88	0-0	0-0	14-17 L*	9/16/07
9/23/90	0-2	0-2	10-24 L	12/30/07
9/13/92	1-0	0-1	10-20 L	10/27/08
9/4/94	0-0	0-0	45-21 W	12/28/08
1/16/00	13-3	14-3	16-19 L	10/11/09



RECORDS	RESULTS	DATE	RECORDS	RESULTS	DATE
4-3	3-4	15-23 L	12/6/09	11-0	5-6
8-4	7-5	17-27 L	12/9/10	6-6	5-7
1-0	1-0	39-27 W	1/2/11	9-6	6-9
9-3	9-3	29-27 W	10/30/11	0-7	3-3
0-1	1-0	31-17 W	12/18/11	0-13	7-6
6-3	4-7	51-24 W	10/28/12	3-3	3-4
3-0	1-2	31-10 W	12/9/12	8-4	4-8
11-0	3-8	35-3 W	11/14/13	6-3	4-5
4-0	0-4	14-13 W	12/1/13	7-4	5-6
10-1	4-7	17-20 L	9/28/14	1-2	1-2
1-0	1-0	22-20 W	12/28/14	10-5	2-13
13-2	9-6	10-16 L	9/27/15	0-2	1-1
3-3	6-0	21-31 L	1/3/16	7-8	3-12
11-4	13-2	23-0 W	10/23/16	2-4	3-3
4-0	0-4	31-9 W	11/20/16	4-5	5-5

Sweeps:

Colts (10): 2003,04,05,09,10,12,13-16

Titans (1): 2002

Spplits (4): 2006,07,08,11

STADIUMS:

Memorial 2-2 Hoosier/RCA 7-5

Lucas Oil 9-0

Astrodome 2-3

Coliseum/LP/Nissan 11-4

OILERS:

Houston 1960-96

TITANS:

1999-present

COLTS vs. WASHINGTON

Points-Allowed: 780-602

Regular Season: 20-10

Home: 480-317

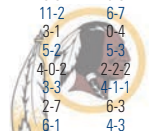
Home: 14-3

Away: 300-285

Away: 6-7

Colts Longest Series Streaks: Won 9, Lost 3

DATE	RECORDS		RESULTS	DATE
	COLTS	OP		
10/25/53	2-2	2-1-1	27-17 W	12/1/63
10/31/54	1-4	0-5	21-24 L	12/13/64
10/23/55	3-1	2-2	13-14 L	10/17/65
12/23/56	4-7	6-5	19-17 W	11/6/66
11/10/57	3-3	2-4	21-17 W	10/29/67
10/26/58	4-0	2-2	35-10 W	11/2/69
11/8/59	4-2	2-4	24-27 L	11/18/73
9/25/60	0-0	0-0	20-0 W	11/7/77
11/26/61	5-5	0-9-1	27-6 W	11/6/78
12/8/62	5-7	5-5-2	34-21 W	12/13/81



RECORDS	RESULTS	DATE	RECORDS	RESULTS	DATE
5-6	3-8	36-20 W	10/7/84	2-13	3-2
11-2	6-7	45-17 W	12/22/90	6-8	9-5
3-1	0-4	38-7 W	11/7/93	3-4	1-6
5-2	5-3	37-10 W	10/23/94	3-4	1-6
4-0-2	2-2-2	17-13 W	10/27/96	5-2	6-1
3-3	4-1-1	41-17 W	12/19/99	11-2	8-5
2-7	6-3	14-22 L	10/27/02	4-2	2-4
6-1	4-3	10-3 W	10/22/06	5-0	2-4
3-6	7-2	21-17 W	10/17/10	3-2	3-2
1-13	6-8	14-38 L	11/30/14	7-4	3-8

STADIUMS:

Memorial 10-1

Hoosier/RCA 3-2

Lucas Oil 1-0

Griffith 1-2

D.C./RFK 4-4

FedEx 1-1

TOTAL:

Memorial Stadium

Hoosier/RCA Dome

Lucas Oil Stadium

HOME WON-LOSS-TIED

Opposing Sites

Neutral Fields

WON-LOSS-TIED

RECORDS

122-91-5

111-88-0

52-25-0

285-204-5

237-258-2

2-2-0

524-464-7

POINTS (COLTS-OPPONENTS)

5,071-4,347

4,445-4,057

1,834-1,559

11,350-9,963

10,119-11,189

69-77

21,538-21,229

*Neutral Fields (Four Super Bowls in Orange Bowl/Dolphin/Sun Life Stadium)

ADMINISTRATION

COACHING STAFF

FOOTBALL OPERATIONS

BUSINESS OPERATIONS

PLAYERS


2016 SEASON IN REVIEW

COLTS HISTORY

RECORDS

COLTS IN THE COMMUNITY

RYANKELLY
CENTER





COLTS IN THE COMMUNITY



COLTS IN THE COMMUNITY

SHARING THE HEART BEHIND THE HORSESHOE

The Indianapolis Colts take great pride in playing an active role in the community and are committed to corporate citizenship throughout Indiana.

Leading by example, we hope to encourage and inspire our fellow Hoosiers to participate in the practice of giving back.

Our goal is to create lasting philanthropic partnerships and to maximize those relationships for the betterment of our community, thus, building a legacy of goodwill as we share the heart behind the horseshoe.

Prior to each home game, the Indianapolis Colts partner with a local charity to give fans the opportunity to donate items for individuals and families in need. Donated items range from toys and books to food and clothing.

This season's collections include: Teachers' Treasures School Supply Drive, Books for Youth, Indy Backpack Attack, SACKing Hunger Food Drive and Verizon HopeLine Phone Collection.

To view the full list of 2017 Colts Gameday Collections and for more information, please visit www.colts.com/collections.



EDUCATION AND LITERACY

Throughout the year, the Colts empower young people with the gift of knowledge by providing books and tutoring for students who otherwise may not be able to afford those resources.

Books for Youth has collected more than 875,000 books to fill backpacks for foster children.

Colts Day in Schools provides more than 2,000 free books each year for students with a special reading appearance from Colts players.

Blue's School Shows offer free educational shows to more than 100 Indiana schools every year.



ADMINISTRATION

COACHING STAFF

FOOTBALL OPERATIONS

BUSINESS OPERATIONS

PLAYERS

2016 SEASON IN REVIEW

COLTS HISTORY

RECORDS

COLTS IN THE COMMUNITY

COLTS IN THE COMMUNITY

PLAY 60

The Colts are committed to tackling the childhood obesity epidemic threatening our nation's youth. Join us as we take small steps to live active and healthy lives. Sixty minutes. Every day. That's the simple message of the NFL PLAY 60 movement.

Visit www.colts.com/PLAY60 for more information about the PLAY 60 initiative.

Fuel Up to PLAY 60 teaches youth the value of eating healthy to stay fit.

More than 20,000 youth across the state participate in our youth football camps, clinics, combines and grant programs which promote health, fitness and sports at all ages.

The PLAY 60 Challenge is a six-week program that


encourages youth and families to be active at least 60 minutes each day.

Hispanic Heritage Month Football Camp provides a free football clinic for local Hispanic youth.

The Colts annual Hometown Huddle constructs safe, renovated fitness rooms at local community centers.

Project Playground engages the entire community to build a Colts-themed neighborhood playground each year. This year, the Colts will construct its 10th community playground.

The Colts PLAY 60 Zone is a traveling fitness area designed to promote the PLAY 60 message and provide fun activities for youth throughout Central Indiana and at local community events.



ADMINISTRATION

COACHING
STAFF

FOOTBALL
OPERATIONS

BUSINESS
OPERATIONS

PLAYERS

2016 SEASON
IN REVIEW

COLTS HISTORY

RECORDS

COLTS IN THE
COMMUNITY



COLTS IN THE COMMUNITY VOLUNTEERISM


The Colts Community Tuesday program connects players with the opportunity to serve the community every Tuesday, on their only day off from practice. We also recognize our fans throughout the year who give their time to make a difference in communities across Indiana.

Anthem Angels recognizes individuals who have gone above the call of duty in their community.

Huntington Heroes gives youth from a local community center a VIP experience at training camp.

Horseshoe Helpings provides Thanksgiving meals to more than 2,000 low-income families.

Student All-Star Grants offers grants to youth to complete a service project in their community.



2016 PLAYER AWARDS

Offensive lineman Joe Reitz earned both the Colts Man of the Year honor and Byron "Whizzer" White Award in 2016.

These awards are given annually to a player who exemplifies a legacy of excellence on and off the field and shows service to the team, community and country. The Colts Man of Year award is in honor of the late Chicago Bears running back Walter Payton and the Byron "Whizzer" White award is a tribute to the late Supreme Court Justice and former NFL player, Byron "Whizzer" White.

The Colts also named punter Pat McAfee the local nominee for the NFL's Salute to Service Award for his extraordinary efforts to honor and serve U.S. service members and veterans.

As the Colts recipient of the Ed Block Courage Award, quarterback Andrew Luck was chosen by his teammates as the player who most exemplified principles of sportsmanship, professionalism, strength and courage throughout the season.

Running back Frank Gore received the NFL's 2016 Art Rooney Sportsmanship Award. The prestigious award is given to the player who best demonstrates the qualities of outstanding sportsmanship on the playing field, including fair play, respect for opponents and integrity in competition.



ADMINISTRATION

COACHING
STAFFFOOTBALL
OPERATIONSBUSINESS
OPERATIONS

PLAYERS

2016 SEASON
IN REVIEW

COLTS HISTORY

RECORDS

COLTS IN THE
COMMUNITY

COLTS IN THE COMMUNITY HOLIDAY OUTREACH

Each holiday season, the Colts give back to the community and spread joy to families in need. The months of November and December play host to shopping events, hunger relief efforts and an annual blood drive that allows fellow Hoosiers to give the gift of life. The holidays are a special time of year to enjoy with family, and the Colts are committed to sharing good spirits and cheer.

Each year, the Colts partner with the Indiana Blood Center to present the largest blood drive in Indiana -

the Bleed Blue Blood Drive and Holiday Fest.

Prior to each Colts home game, Gameday Collections gather donations for charities from fans and visitors.

Through the annual Holiday Caroling event, Colts players and staff help spread cheer to children at Riley Children's Hospital.

At Shop with a Colt, the Colts team up with Meijer to give underserved youth a special shopping spree with players.



ADMINISTRATION

COACHING
STAFF

FOOTBALL
OPERATIONS

BUSINESS
OPERATIONS

PLAYERS

2016 SEASON
IN REVIEW

COLTS HISTORY

RECORDS

COLTS IN THE
COMMUNITY




COLTS IN THE COMMUNITY

MILITARY OUTREACH

In addition to their year-round efforts to support and recognize the men and women who serve our country, the Colts also join the NFL's Salute to Service platform each November and dedicate one of their home games to this initiative. The team's military programs include:

- Donating tickets and sending care packages to military members and their families throughout the season.
- Recognizing 100 family members of fallen soldiers at the Salute to Service game.
- Encouraging fans to engage with the Honoring Heroes Social Media Campaign, in support of a military hero.
- Hosting the Holiday Mail for Heroes program, allowing fans to send holiday cards to soldiers.
- Visiting the Richard L. Roudebush VA Medical Center each year to deliver care packages.



ADMINISTRATION

COACHING STAFF

FOOTBALL OPERATIONS

BUSINESS OPERATIONS

PLAYERS

2016 SEASON IN REVIEW

COLTS HISTORY

RECORDS

COLTS IN THE COMMUNITY

COLTS IN THE COMMUNITY

CANCER AWARENESS

Throughout the month of October, the Indianapolis Colts support Cancer Awareness by joining forces with the NFL's "A Crucial Catch" campaign. These initiatives recognize survivors while also raising awareness.

One home game in October will be dedicated to cancer awareness in the annual A Crucial Catch Game.

Fans can nominate a breast cancer survivor or someone currently battling the disease for the chance to win a day to Pamper Her Pink courtesy of the Colts.

To date, the CHUCKSTRONG campaign has raised more than \$4.7 million for continued cancer research at the IU Simon Cancer Center.



ADMINISTRATION

COACHING
STAFF

FOOTBALL
OPERATIONS

BUSINESS
OPERATIONS

PLAYERS

2016 SEASON
IN REVIEW

COLTS HISTORY

RECORDS

COLTS IN THE
COMMUNITY



BLUE: THE OFFICIAL MASCOT OF THE INDIANAPOLIS COLTS

Blue, the official mascot of the Indianapolis Colts, is now in his 12th season providing game day entertainment, skits and sideline antics for Colts fans. When he's not at Lucas Oil Stadium, Blue is busy traveling the entire state of Indiana bringing joy to all Colts fans. With over 300 appearances last year, it's hard to miss him in your community. For the 2016-17 school year, Blue performed 125 school shows and visited approximately 53,000 students. In the summer of 2016, he created

an annual NFL Mascot Summit and at the end of the event, was awarded the league's Mascot of the Year. Blue published his first ever children's book, *Blue's Road Trip Through Indiana*, a book that explores Indiana A-Z. You can request Blue for your next event and get more information about his book by calling 317-808-5264 or by visiting: www.colts.com/blue.

Follow Blue on Twitter @blue and Instagram @bluecoltsmascot



COLTS IN MOTION

Colts In Motion is the official traveling museum of the Indianapolis Colts. Colts In Motion travels throughout Indiana making more than 170 appearances each year. To request this free attraction for your next event, visit: www.colts.com/cim.

Colts In Motion Features:

- Six interactive televisions
- Connect with Colts social media
- Feel the difference between Astro Turf and Field Turf
- Up-close view of the Nike equipment worn on game days
- Lucas Oil Stadium facts and photos
- Colts Cheerleader uniform display



- Colts, NFL and Super Bowl fun facts and trivia
- Learn what the Colts are doing in the community
- Size up your grip against the handprints of Andrew Luck and T.Y. Hilton
- See game worn gear from some of the Colts most memorable moments
- Test your arm at the QB Challenge Inflatable
- Several other interactive features

ADMINISTRATION

COACHING STAFF

FOOTBALL OPERATIONS

BUSINESS OPERATIONS

PLAYERS

2016 SEASON IN REVIEW

COLTS HISTORY

RECORDS

COLTS IN THE COMMUNITY

THE 2017 INDIANAPOLIS COLTS CHEERLEADERS

The Indianapolis Colts Cheerleaders are entering their 34th season with the organization. The Colts Cheerleaders continue to serve as ambassadors for the organization year-round. Preparations for auditions begin with workshops in February and continue through the final round of auditions in March. Hundreds of women auditioned for 26 spots on the 2017 team. There was intense competition throughout the audition process, which included fitness testing, a football test, technique scores and a personal interview. This process was put in place to continue to build on the strong foundation of squads in Colts Cheer history.



Besides performing for more than 63,000 fans in Lucas Oil Stadium at every home game, these women serve the community in numerous ways. The Indianapolis Colts Cheerleaders attend events all over Indiana and travel to military bases around the world. Recently, the Colts Cheerleaders spent time in Alaska, Australia, Honduras, Diego Garcia and Japan entertaining our servicemen and women. In 2016, the Colts Cheerleaders represented the team by making appearances in London, Canada and in Canton, Ohio at



the Pro Football Hall of Fame. The 2017 season started with the cheerleaders visiting Punta Cana in May to shoot their annual swimsuit calendar.

The Colts Cheerleaders also commit themselves to being positive role models for girls and young women alike. The Junior Colts Cheer Program consists of girls ages 6-14. The Junior Cheerleaders are instructed on basic fundamentals of dance and discuss confidence, responsibility, positive self-esteem and teamwork. They also have the opportunity to perform at various charitable events and on select game days at Lucas Oil Stadium. In addition to the Junior Cheer Program, the Colts Cheerleaders have had the amazing opportunity to work with Down Syndrome Indiana and Fierce Allstars, serving the down syndrome and special needs community through dance.

The Indianapolis Colts Cheerleading program offers women the opportunity to network with friends while continuing their passion for dance and performing. The sacredness of being a professional cheerleader allows them to form deep and long-lasting bonds. In addition, the program offers the chance to serve in numerous capacities across the state, travel outside of the country and grow in their personal lives. These ladies are both cheerleaders for the Indianapolis Colts and the Indianapolis community.



ADMINISTRATION

COACHING
STAFF

FOOTBALL
OPERATIONS

BUSINESS
OPERATIONS

PLAYERS

2016 SEASON
IN REVIEW

COLTS HISTORY

RECORDS

COLTS IN THE
COMMUNITY



INDIANAPOLIS COLTS RADIO NETWORK

For the 31st season, Colts fans will have the chance to listen to games from legendary play-by-play voice Bob Lamey. Joining Lamey in the booth for his fifth season is former Indianapolis quarterback Jim Sorgi who spent six seasons in a Colts uniform. Also in his fifth season on the sideline is Matt Taylor who is the game day producer and manager of radio production and the network for the club. The broadcast team of Lamey, Sorgi and Taylor will be featured on flagship stations WFNI (1070 The Fan and 107.5 FM), WLHK (97.1 HANK FM) and 45 stations on the OneAmerica Radio Network which blankets the state of Indiana and reaches into eastern Illinois, southern Michigan, northern Kentucky and western Ohio.

Lamey's association with the Colts began during the team's inaugural season in 1984. He announced games until 1991 and then resumed his duties in 1995. Lamey is well known in the region as the former play-by-play voice of the Indianapolis Racers (1974-1977) and the Indiana Pacers (1977-1984). He was inducted into the Indiana Sports Broadcasters and Writers Hall of Fame in 2008.

"It's always a pleasure to broadcast Colts games to the greatest fans in the NFL," said Lamey. "I always reflect on two of my biggest thrills during my tenure with this

team. The first was the AFC Championship Game victory over the Patriots leading to Super Bowl XLI. The second is the Monday celebration following the Super Bowl win. Every seat was taken in the RCA Dome and I've never heard a sports venue as loud as that was even hours before the team arrived."

Sorgi was drafted by the Colts in 2004 out of Wisconsin and spent six years in Indianapolis. He was a member of two AFC Championship squads in 2006 and 2009. Sorgi also spent one season in New York as a member of the Giants. The nine-hour game day broadcast includes a pregame show that features a segment with Colts Head Coach Chuck Pagano, player interviews and a preview of the upcoming contest. A postgame show follows the conclusion of the game with sound from Pagano and key players and a call-in show with fans.

For more information on the Colts Radio Network, visit: www.colts.com.



Bob Lamey



Jim Sorgi



Matt Taylor

INDIANAPOLIS COLTS RADIO AFFILIATES

Station	Frequency	City	Station	Frequency	City	Station	Frequency	City
WMXQ	93.5 FM	ALEXANDRIA	WFNI	1070 AM	INDIANAPOLIS	WLTI	1550 AM	NEW CASTLE
WBRT	1320 AM	BARDSTOWN, KY	WFNI	93.5 FM	INDIANAPOLIS	WMDH	102.5 FM	NEW CASTLE
WRBI	103.9 FM	BATESVILLE	WLHK	97.1 FM	INDIANAPOLIS	WJCP	1460 AM	NORTH VERNON
WBIW	1340 AM	BEDFORD	WXVW	1450 AM	JEFFERSONVILLE	WMYK	98.5 FM	PERU/KOKOMO
WZBD	92.7 FM	BERNE		96.1 FM		WPGW	1440 AM	PORTLAND
WGCL	1370 AM	BLOOMINGTON	WASK	98.7 FM	LAFAYETTE	WQLK	96.1 FM	RICHMOND
WRZQ	107.3 FM	COLUMBUS	WRZR	94.5 FM	LOGOOTE	WROI	92.1 FM	ROCHESTER
WIMC	103.9 FM	CRAWFORDSVILLE	WHBE	680 AM	LOUISVILLE, KY	WSLM	97.9 FM	SALEM
WDAN	1490 AM	DANVILLE, IL	WHBE	105.7 FM	LOUISVILLE, KY	WAXL	103.3 FM	SANTA CLAUSE
WZUS	100.9 FM	DECATUR, IL	WORX	96.7 FM	MADISON	WCJZ FM	105.7 FM	TELL CITY,
WCRA	1090 AM,	EFFINGHAM, IL	WMRI	860 AM	MARION			OWENSBORO, KY
	100.5/99.5 FM		WEFM	95.9 FM	MICHIGAN CITY	WWVR	105.5 FM	TERRE HAUTE
WGBF	1280 AM	EVANSVILLE	WYFX	106.7 FM	MT VERNON	WZDM	92.1 FM	VINCENNES
WOWO	1190 FM	FT. WAYNE	WXFN	102.9 FM/	MUNCIE	WJOT	105.9 FM	WABASH
WOWO	107.5 FM	FT. WAYNE		1340 AM		WAOR	102.7 FM	WARSAW
WSSM	97.7 FM	GOSHEN	WSMM	102.3 FM	NEW CARLISLE/	WWBL	106.5 FM	WASHINGTON
WREB	94.3 FM	GREENCASTLE			SOUTH BEND			

2017 NFL PRESEASON SCHEDULE

(ALL TIMES EASTERN)

HALL OF FAME WEEKEND

<u>THURSDAY, AUGUST 3</u>	<u>TIME</u>
DALLAS AT ARIZONA	8:00 PM

FIRST WEEK

<u>WEDNESDAY, AUGUST 9</u>	<u>TIME</u>
HOUSTON AT CAROLINA	7:30 PM

<u>THURSDAY, AUGUST 10</u>	<u>TIME</u>
----------------------------	-------------

ATLANTA AT MIAMI	7:00 PM
MINNESOTA AT BUFFALO	7:00 PM
WASHINGTON AT BALTIMORE	7:30 PM
JACKSONVILLE AT NEW ENGLAND	7:30 PM
NEW ORLEANS AT CLEVELAND	8:00 PM
PHILADELPHIA AT GREEN BAY	8:00 PM
DENVER AT CHICAGO	8:00 PM

<u>FRIDAY, AUGUST 11</u>	<u>TIME</u>
--------------------------	-------------

PITTSBURGH AT N.Y. GIANTS	7:00 PM
TAMPA BAY AT CINCINNATI	7:30 PM
SAN FRANCISCO AT KANSAS CITY	9:00 PM

<u>SATURDAY, AUGUST 12</u>	<u>TIME</u>
----------------------------	-------------

TENNESSEE AT N.Y. JETS	7:30 PM
DALLAS AT L.A. RAMS	9:00 PM
OAKLAND AT ARIZONA	10:00 PM

<u>SUNDAY, AUGUST 13</u>	<u>TIME</u>
--------------------------	-------------

DETROIT AT INDIANAPOLIS	1:30 PM
SEATTLE AT L.A. CHARGERS	8:00 PM

SECOND WEEK

<u>THURSDAY, AUGUST 17</u>	<u>TIME</u>
----------------------------	-------------

BALTIMORE AT MIAMI	7:00 PM
BUFFALO AT PHILADELPHIA	7:00 PM
TAMPA BAY AT JACKSONVILLE	8:00 PM

<u>FRIDAY, AUGUST 18</u>	<u>TIME</u>
--------------------------	-------------

MINNESOTA AT SEATTLE	10:00 PM
----------------------	----------

<u>SATURDAY, AUGUST 19</u>	<u>TIME</u>
----------------------------	-------------

CAROLINA AT TENNESSEE	3:00 PM
KANSAS CITY AT CINCINNATI	7:00 PM
INDIANAPOLIS AT DALLAS	7:00 PM
GREEN BAY AT WASHINGTON	7:30 PM
N.Y. JETS AT DETROIT	7:30 PM
NEW ENGLAND AT HOUSTON	8:00 PM
CHICAGO AT ARIZONA	10:00 PM
DENVER AT SAN FRANCISCO	10:00 PM
L.A. RAMS AT OAKLAND	10:00 PM

<u>SATURDAY, AUGUST 20</u>	<u>TIME</u>
----------------------------	-------------

ATLANTA AT PITTSBURGH	4:00 PM
NEW ORLEANS AT L.A. CHARGERS	8:00 PM

<u>MONDAY, AUGUST 21</u>	<u>TIME</u>
--------------------------	-------------

N.Y. GIANTS AT CLEVELAND	8:00 PM
--------------------------	---------

THIRD WEEK

<u>THURSDAY, AUGUST 24</u>	<u>TIME</u>
----------------------------	-------------

MIAMI AT PHILADELPHIA	7:00 PM
CAROLINA AT JACKSONVILLE	7:30 PM

<u>FRIDAY, AUGUST 25</u>	<u>TIME</u>
--------------------------	-------------

NEW ENGLAND AT DETROIT	7:00 PM
KANSAS CITY AT SEATTLE	8:00 PM

<u>SATURDAY, AUGUST 26</u>	<u>TIME</u>
----------------------------	-------------

BUFFALO AT BALTIMORE	7:00 PM
N.Y. JETS AT N.Y. GIANTS	7:00 PM
ARIZONA AT ATLANTA	7:00 PM
INDIANAPOLIS AT PITTSBURGH	7:30 PM
CLEVELAND AT TAMPA BAY	7:30 PM
L.A. CHARGERS AT L.A. RAMS	8:00 PM
OAKLAND AT DALLAS	8:00 PM
HOUSTON AT NEW ORLEANS	8:00 PM
GREEN BAY AT DENVER	9:00 PM

<u>SUNDAY, AUGUST 27</u>	<u>TIME</u>
--------------------------	-------------

CHICAGO AT TENNESSEE	1:00 PM
CINCINNATI AT WASHINGTON	4:30 PM
SAN FRANCISCO AT MINNESOTA	8:00 PM

FOURTH WEEK

<u>THURSDAY, AUGUST 31</u>	<u>TIME</u>
----------------------------	-------------

L.A. RAMS AT GREEN BAY	7:00 PM
JACKSONVILLE AT ATLANTA	7:00 PM
CINCINNATI AT INDIANAPOLIS	7:00 PM
PHILADELPHIA AT N.Y. JETS	7:00 PM
DETROIT AT BUFFALO	7:00 PM
WASHINGTON AT TAMPA BAY	7:30 PM
PITTSBURGH AT CAROLINA	7:30 PM
N.Y. GIANTS AT NEW ENGLAND	7:30 PM
MIAMI AT MINNESOTA	8:00 PM
BALTIMORE AT NEW ORLEANS	8:00 PM
CLEVELAND AT CHICAGO	8:00 PM
DALLAS AT HOUSTON	8:00 PM
TENNESSEE AT KANSAS CITY	8:30 PM
ARIZONA AT DENVER	9:00 PM
L.A. CHARGERS AT SAN FRANCISCO	10:00 PM
SEATTLE AT OAKLAND	10:00 PM

ADMINISTRATION

COACHING
STAFFFOOTBALL
OPERATIONSBUSINESS
OPERATIONS

PLAYERS

2016 SEASON
IN REVIEW

COLTS HISTORY

RECORDS

COLTS IN THE
COMMUNITY



2017 NFL SCHEDULE

(ALL TIMES EASTERN)

WEEK 1

<u>THURSDAY, SEPTEMBER 7</u>	<u>TIME</u>
KANSAS CITY AT NEW ENGLAND	8:30 PM

SUNDAY, SEPTEMBER 10 TIME

N.Y. JETS AT BUFFALO	1:00 PM
ATLANTA AT CHICAGO	1:00 PM
BALTIMORE AT CINCINNATI	1:00 PM
PITTSBURGH AT CLEVELAND	1:00 PM
ARIZONA AT DETROIT	1:00 PM
JACKSONVILLE AT HOUSTON	1:00 PM
TAMPA BAY AT MIAMI	1:00 PM
OAKLAND AT TENNESSEE	1:00 PM
PHILADELPHIA AT WASHINGTON	1:00 PM
INDIANAPOLIS AT L.A. RAMS	4:05 PM
SEATTLE AT GREEN BAY	4:25 PM
CAROLINA AT SAN FRANCISCO	4:25 PM
N.Y. GIANTS AT DALLAS	8:30 PM

MONDAY, SEPTEMBER 11 TIME

NEW ORLEANS AT MINNESOTA	7:10 PM
L.A. CHARGERS AT DENVER	10:20 PM

WEEK 2

<u>THURSDAY, SEPTEMBER 14</u>	<u>TIME</u>
HOUSTON AT CINCINNATI	8:25 PM

SUNDAY, SEPTEMBER 17 TIME

CLEVELAND AT BALTIMORE	1:00 PM
BUFFALO AT CAROLINA	1:00 PM
ARIZONA AT INDIANAPOLIS	1:00 PM
TENNESSEE AT JACKSONVILLE	1:00 PM
PHILADELPHIA AT KANSAS CITY	1:00 PM
NEW ENGLAND AT NEW ORLEANS	1:00 PM
MINNESOTA AT PITTSBURGH	1:00 PM
CHICAGO AT TAMPA BAY	1:00 PM
MIAMI AT L.A. CHARGERS	4:05 PM
N.Y. JETS AT OAKLAND	4:05 PM
DALLAS AT DENVER	4:25 PM
WASHINGTON AT L.A. RAMS	4:25 PM
SAN FRANCISCO AT SEATTLE	4:25 PM
GREEN BAY AT ATLANTA	8:30 PM

MONDAY, SEPTEMBER 18 TIME

DETROIT AT N.Y. GIANTS	8:30 PM
------------------------	---------

WEEK 3

<u>THURSDAY, SEPTEMBER 21</u>	<u>TIME</u>
L.A. RAMS AT SAN FRANCISCO	8:25 PM

WEEK 3 (cont...)SUNDAY, SEPTEMBER 24 TIME

BALTIMORE AT JACKSONVILLE (UK)	9:30 AM
DENVER AT BUFFALO	1:00 PM
NEW ORLEANS AT CAROLINA	1:00 PM
PITTSBURGH AT CHICAGO	1:00 PM
ATLANTA AT DETROIT	1:00 PM
CLEVELAND AT INDIANAPOLIS	1:00 PM
TAMPA BAY AT MINNESOTA	1:00 PM
HOUSTON AT NEW ENGLAND	1:00 PM
MIAMI AT N.Y. JETS	1:00 PM
N.Y. GIANTS AT PHILADELPHIA	1:00 PM
SEATTLE AT TENNESSEE	4:05 PM
CINCINNATI AT GREEN BAY	4:25 PM
KANSAS CITY AT L.A. CHARGERS	4:25 PM
OAKLAND AT WASHINGTON	8:30 PM

MONDAY, SEPTEMBER 25 TIME

DALLAS AT ARIZONA	8:30 PM
-------------------	---------

WEEK 4THURSDAY, SEPTEMBER 28 TIME

CHICAGO AT GREEN BAY	8:25 PM
----------------------	---------

SUNDAY, OCTOBER 1 TIME

NEW ORLEANS AT MIAMI (UK)	9:30 AM
BUFFALO AT ATLANTA	1:00 PM
PITTSBURGH AT BALTIMORE	1:00 PM
CINCINNATI AT CLEVELAND	1:00 PM
L.A. RAMS AT DALLAS	1:00 PM
TENNESSEE AT HOUSTON	1:00 PM
DETROIT AT MINNESOTA	1:00 PM
CAROLINA AT NEW ENGLAND	1:00 PM
JACKSONVILLE AT N.Y. JETS	1:00 PM
SAN FRANCISCO AT ARIZONA	4:05 PM
PHILADELPHIA AT L.A. CHARGERS	4:05 PM
N.Y. GIANTS AT TAMPA BAY	4:05 PM
OAKLAND AT DENVER	4:25 PM
INDIANAPOLIS AT SEATTLE	8:30 PM

MONDAY, OCTOBER 2 TIME

WASHINGTON AT KANSAS CITY	8:30 PM
---------------------------	---------

WEEK 5

(BYES: ATLANTA, DENVER, NEW ORLEANS, WASHINGTON)

THURSDAY, OCTOBER 5 TIME

NEW ENGLAND AT TAMPA BAY	8:25 PM
--------------------------	---------

SUNDAY, OCTOBER 8 TIME

BUFFALO AT CINCINNATI	1:00 PM
N.Y. JETS AT CLEVELAND	1:00 PM

ADMINISTRATION

COACHING
STAFFFOOTBALL
OPERATIONSBUSINESS
OPERATIONS

PLAYERS

2016 SEASON
IN REVIEW

COLTS HISTORY

RECORDS

COLTS IN THE
COMMUNITY

WEEK 5 (cont...)

<u>SUNDAY, OCTOBER 8</u>	<u>TIME</u>
CAROLINA AT DETROIT	1:00 PM
SAN FRANCISCO AT INDIANAPOLIS	1:00 PM
TENNESSEE AT MIAMI	1:00 PM
L.A. CHARGERS AT N.Y. GIANTS	1:00 PM
ARIZONA AT PHILADELPHIA	1:00 PM
JACKSONVILLE AT PITTSBURGH	1:00 PM
SEATTLE AT L.A. RAMS	4:05 PM
BALTIMORE AT OAKLAND	4:05 PM
GREEN BAY AT DALLAS	4:25 PM
KANSAS CITY AT HOUSTON	8:30 PM

<u>MONDAY, OCTOBER 9</u>	<u>TIME</u>
MINNESOTA AT CHICAGO	8:30 PM

WEEK 6

(BYES: BUFFALO, CINCINNATI, DALLAS, SEATTLE)

<u>THURSDAY, OCTOBER 12</u>	<u>TIME</u>
PHILADELPHIA AT CAROLINA	8:25 PM

<u>SUNDAY, OCTOBER 15</u>	<u>TIME</u>
---------------------------	-------------

MIAMI AT ATLANTA	1:00 PM
CHICAGO AT BALTIMORE	1:00 PM
CLEVELAND AT HOUSTON	1:00 PM
GREEN BAY AT MINNESOTA	1:00 PM
DETROIT AT NEW ORLEANS	1:00 PM
NEW ENGLAND AT N.Y. JETS	1:00 PM
SAN FRANCISCO AT WASHINGTON	1:00 PM
TAMPA BAY AT ARIZONA	4:05 PM
L.A. RAMS AT JACKSONVILLE	4:05 PM
PITTSBURGH AT KANSAS CITY	4:25 PM
L.A. CHARGERS AT OAKLAND	4:25 PM
N.Y. GIANTS AT DENVER	8:30 PM

<u>MONDAY, OCTOBER 16</u>	<u>TIME</u>
INDIANAPOLIS AT TENNESSEE	8:30 PM

WEEK 7

(BYES: DETROIT, HOUSTON)

<u>THURSDAY, OCTOBER 19</u>	<u>TIME</u>
KANSAS CITY AT OAKLAND	8:25 PM

<u>SUNDAY, OCTOBER 22</u>	<u>TIME</u>
---------------------------	-------------

TAMPA BAY AT BUFFALO	1:00 PM
CAROLINA AT CHICAGO	1:00 PM
TENNESSEE AT CLEVELAND	1:00 PM
NEW ORLEANS AT GREEN BAY	1:00 PM
JACKSONVILLE AT INDIANAPOLIS	1:00 PM
ARIZONA AT L.A. RAMS (UK)	1:00 PM
N.Y. JETS AT MIAMI	1:00 PM
BALTIMORE AT MINNESOTA	1:00 PM
CINCINNATI AT PITTSBURGH	1:00 PM
DALLAS AT SAN FRANCISCO	4:05 PM
DENVER AT L.A. CHARGERS	4:25 PM

WEEK 7 (cont...)

<u>SUNDAY, OCTOBER 22</u>	<u>TIME</u>
SEATTLE AT N.Y. GIANTS	4:25 PM
ATLANTA AT NEW ENGLAND	8:30 PM

<u>MONDAY, OCTOBER 23</u>	<u>TIME</u>
WASHINGTON AT PHILADELPHIA	8:30 PM

WEEK 8

(BYES: ARIZONA, GREEN BAY, JACKSONVILLE, L.A. RAMS, N.Y. GIANTS, TENNESSEE)

<u>THURSDAY, OCTOBER 26</u>	<u>TIME</u>
MIAMI AT BALTIMORE	8:25 PM

<u>SUNDAY, OCTOBER 29</u>	<u>TIME</u>
---------------------------	-------------

MINNESOTA AT CLEVELAND (UK)	9:30 AM
OAKLAND AT BUFFALO	1:00 PM
INDIANAPOLIS AT CINCINNATI	1:00 PM
L.A. CHARGERS AT NEW ENGLAND	1:00 PM
CHICAGO AT NEW ORLEANS	1:00 PM
ATLANTA AT N.Y. JETS	1:00 PM
SAN FRANCISCO AT PHILADELPHIA	1:00 PM
CAROLINA AT TAMPA BAY	1:00 PM
HOUSTON AT SEATTLE	4:05 PM
DALLAS AT WASHINGTON	4:25 PM
PITTSBURGH AT DETROIT	8:30 PM

<u>MONDAY, OCTOBER 30</u>	<u>TIME</u>
DENVER AT KANSAS CITY	8:30 PM

WEEK 9

(BYES: CHICAGO, CLEVELAND, L.A. CHARGERS, MINNESOTA, NEW ENGLAND, PITTSBURGH)

<u>THURSDAY, NOVEMBER 2</u>	<u>TIME</u>
BUFFALO AT N.Y. JETS	8:25 PM

<u>SUNDAY, NOVEMBER 5</u>	<u>TIME</u>
---------------------------	-------------

ATLANTA AT CAROLINA	1:00 PM
INDIANAPOLIS AT HOUSTON	1:00 PM
CINCINNATI AT JACKSONVILLE	1:00 PM
TAMPA BAY AT NEW ORLEANS	1:00 PM
L.A. RAMS AT N.Y. GIANTS	1:00 PM
DENVER AT PHILADELPHIA	1:00 PM
BALTIMORE AT TENNESSEE	1:00 PM
ARIZONA AT SAN FRANCISCO	4:05 PM
WASHINGTON AT SEATTLE	4:05 PM
KANSAS CITY AT DALLAS	4:25 PM
OAKLAND AT MIAMI	8:30 PM

<u>MONDAY, NOVEMBER 6</u>	<u>TIME</u>
DETROIT AT GREEN BAY	8:30 PM

ADMINISTRATION

COACHING
STAFFFOOTBALL
OPERATIONSBUSINESS
OPERATIONS

PLAYERS

2016 SEASON
IN REVIEW

COLTS HISTORY

RECORDS

COLTS IN THE
COMMUNITY



ADMINISTRATION

COACHING STAFF

FOOTBALL OPERATIONS

BUSINESS OPERATIONS

PLAYERS

2016 SEASON IN REVIEW

COLTS HISTORY

RECORDS

COLTS IN THE COMMUNITY

WEEK 10

(BYES: BALTIMORE, KANSAS CITY, OAKLAND, PHILADELPHIA)

THURSDAY, NOVEMBER 9 **TIME**
SEATTLE AT ARIZONA 8:25 PM**SUNDAY, NOVEMBER 12** **TIME**NEW ORLEANS AT BUFFALO 1:00 PM
GREEN BAY AT CHICAGO 1:00 PM
CLEVELAND AT DETROIT 1:00 PM**PITTSBURGH AT INDIANAPOLIS** **1:00 PM**L.A. CHARGERS AT JACKSONVILLE 1:00 PM
N.Y. JETS AT TAMPA BAY 1:00 PM
CINCINNATI AT TENNESSEE 1:00 PM
MINNESOTA AT WASHINGTON 1:00 PM
HOUSTON AT L.A. RAMS 4:05 PM
DALLAS AT ATLANTA 4:25 PM
N.Y. GIANTS AT SAN FRANCISCO 4:25 PM
NEW ENGLAND AT DENVER 8:30 PM**MONDAY, NOVEMBER 13** **TIME**

MIAMI AT CAROLINA 8:30 PM

WEEK 11(BYES: CAROLINA, **INDIANAPOLIS**, MIAMI, N.Y. JETS, SAN FRANCISCO, TAMPA BAY)**THURSDAY, NOVEMBER 16** **TIME**
TENNESSEE AT PITTSBURGH 8:25 PM**SUNDAY, NOVEMBER 19** **TIME**DETROIT AT CHICAGO 1:00 PM
JACKSONVILLE AT CLEVELAND 1:00 PM
BALTIMORE AT GREEN BAY 1:00 PM
ARIZONA AT HOUSTON 1:00 PM
L.A. RAMS AT MINNESOTA 1:00 PM
WASHINGTON AT NEW ORLEANS 1:00 PM
KANSAS CITY AT N.Y. GIANTS 1:00 PM
BUFFALO AT L.A. CHARGERS 4:05 PM
CINCINNATI AT DENVER 4:25 PM
NEW ENGLAND AT OAKLAND (MEXICO CITY) 4:25 PM
PHILADELPHIA AT DALLAS 8:30 PM**MONDAY, NOVEMBER 20** **TIME**

ATLANTA AT SEATTLE 8:30 PM

WEEK 12**THURSDAY, NOVEMBER 23** **TIME**
MINNESOTA AT DETROIT 12:30 PM
L.A. CHARGERS AT DALLAS 4:30 PM
N.Y. GIANTS AT WASHINGTON 8:30 PM**SUNDAY, NOVEMBER 26** **TIME**TAMPA BAY AT ATLANTA 1:00 PM
CLEVELAND AT CINCINNATI 1:00 PM
TENNESSEE AT INDIANAPOLIS **1:00 PM**
BUFFALO AT KANSAS CITY 1:00 PM**WEEK 12 (cont...)****SUNDAY, NOVEMBER 26** **TIME**MIAMI AT NEW ENGLAND 1:00 PM
CAROLINA AT N.Y. JETS 1:00 PM
CHICAGO AT PHILADELPHIA 1:00 PM
NEW ORLEANS AT L.A. RAMS 4:05 PM
SEATTLE AT SAN FRANCISCO 4:05 PM
JACKSONVILLE AT ARIZONA 4:25 PM
DENVER AT OAKLAND 4:25 PM
GREEN BAY AT PITTSBURGH 8:30 PM**MONDAY, NOVEMBER 27** **TIME**

HOUSTON AT BALTIMORE 8:30 PM

WEEK 13**THURSDAY, NOVEMBER 30** **TIME**

WASHINGTON AT DALLAS 8:25 PM

SUNDAY, DECEMBER 3 **TIME**MINNESOTA AT ATLANTA 1:00 PM
DETROIT AT BALTIMORE 1:00 PM
NEW ENGLAND AT BUFFALO 1:00 PM
SAN FRANCISCO AT CHICAGO 1:00 PM
TAMPA BAY AT GREEN BAY 1:00 PM**INDIANAPOLIS AT JACKSONVILLE** **1:00 PM**DENVER AT MIAMI 1:00 PM
CAROLINA AT NEW ORLEANS 1:00 PM
KANSAS CITY AT N.Y. JETS 1:00 PM
HOUSTON AT TENNESSEE 1:00 PM
CLEVELAND AT L.A. CHARGERS 4:05 PM
L.A. RAMS AT ARIZONA 4:25 PM
N.Y. GIANTS AT OAKLAND 4:25 PM
PHILADELPHIA AT SEATTLE 8:30 PM**MONDAY, DECEMBER 4** **TIME**

PITTSBURGH AT CINCINNATI 8:30 PM

WEEK 14**THURSDAY, DECEMBER 7** **TIME**

NEW ORLEANS AT ATLANTA 8:25 PM

SUNDAY, DECEMBER 10 **TIME****INDIANAPOLIS AT BUFFALO** **1:00 PM**
MINNESOTA AT CAROLINA 1:00 PM
CHICAGO AT CINCINNATI 1:00 PM
GREEN BAY AT CLEVELAND 1:00 PM
SAN FRANCISCO AT HOUSTON 1:00 PM
SEATTLE AT JACKSONVILLE 1:00 PM
OAKLAND AT KANSAS CITY 1:00 PM
DETROIT AT TAMPA BAY 1:00 PM
TENNESSEE AT ARIZONA 4:05 PM
N.Y. JETS AT DENVER 4:05 PM
WASHINGTON AT L.A. CHARGERS 4:05 PM
PHILADELPHIA AT L.A. RAMS 4:25 PM
DALLAS AT N.Y. GIANTS 4:25 PM
BALTIMORE AT PITTSBURGH 8:30 PM

MONDAY, DECEMBER 11 TIME
NEW ENGLAND AT MIAMI 8:30 PM

WEEK 15

THURSDAY, DECEMBER 14 TIME
DENVER AT INDIANAPOLIS 8:25 PM

SATURDAY, DECEMBER 16 TIME
CHICAGO AT DETROIT 4:30 PM
L.A. CHARGERS AT KANSAS CITY 8:25 PM

SUNDAY, DECEMBER 17 TIME
MIAMI AT BUFFALO 1:00 PM
GREEN BAY AT CAROLINA 1:00 PM
BALTIMORE AT CLEVELAND 1:00 PM
HOUSTON AT JACKSONVILLE 1:00 PM
CINCINNATI AT MINNESOTA 1:00 PM
N.Y. JETS AT NEW ORLEANS 1:00 PM
PHILADELPHIA AT N.Y. GIANTS 1:00 PM
ARIZONA AT WASHINGTON 1:00 PM
L.A. RAMS AT SEATTLE 4:05 PM
NEW ENGLAND AT PITTSBURGH 4:25 PM
TENNESSEE AT SAN FRANCISCO 4:25 PM
DALLAS AT OAKLAND 8:30 PM

MONDAY, DECEMBER 18 TIME
ATLANTA AT TAMPA BAY 8:30 PM

WEEK 16

SATURDAY, DECEMBER 23 TIME
INDIANAPOLIS AT BALTIMORE 4:30 PM
MINNESOTA AT GREEN BAY 8:30 PM

SUNDAY, DECEMBER 24 TIME
TAMPA BAY AT CAROLINA 1:00 PM
CLEVELAND AT CHICAGO 1:00 PM
DETROIT AT CINCINNATI 1:00 PM
MIAMI AT KANSAS CITY 1:00 PM
BUFFALO AT NEW ENGLAND 1:00 PM
ATLANTA AT NEW ORLEANS 1:00 PM
L.A. CHARGERS AT N.Y. JETS 1:00 PM
L.A. RAMS AT TENNESSEE 1:00 PM
DENVER AT WASHINGTON 1:00 PM
JACKSONVILLE AT SAN FRANCISCO 4:05 PM
N.Y. GIANTS AT ARIZONA 4:25 PM
SEATTLE AT DALLAS 4:25 PM

MONDAY, DECEMBER 25 TIME
PITTSBURGH AT HOUSTON 4:30 PM
OAKLAND AT PHILADELPHIA 8:30 PM

WEEK 17

SUNDAY, DECEMBER 31 TIME
CAROLINA AT ATLANTA 1:00 PM
CINCINNATI AT BALTIMORE 1:00 PM

WEEK 17 (cont...)

SUNDAY, DECEMBER 31 TIME
GREEN BAY AT DETROIT 1:00 PM
HOUSTON AT INDIANAPOLIS 1:00 PM
BUFFALO AT MIAMI 1:00 PM
CHICAGO AT MINNESOTA 1:00 PM
N.Y. JETS AT NEW ENGLAND 1:00 PM
WASHINGTON AT N.Y. GIANTS 1:00 PM
DALLAS AT PHILADELPHIA 1:00 PM
CLEVELAND AT PITTSBURGH 1:00 PM
NEW ORLEANS AT TAMPA BAY 1:00 PM
JACKSONVILLE AT TENNESSEE 1:00 PM
KANSAS CITY AT DENVER 4:25 PM
OAKLAND AT L.A. CHARGERS 4:25 PM
SAN FRANCISCO AT L.A. RAMS 4:25 PM
ARIZONA AT SEATTLE 4:25 PM

* - SUNDAY NIGHT GAMES IN WEEKS 5-16 SUBJECT TO CHANGE; WEEK 17 GAME TBD

POSTSEASON

SATURDAY, JANUARY 6 AND SUNDAY, JANUARY 7
AFC AND NFC WILD CARD PLAYOFFS

SATURDAY, JANUARY 13 AND SUNDAY, JANUARY 14
AFC AND NFC DIVISIONAL PLAYOFFS

SUNDAY, JANUARY 21
AFC AND NFC CHAMPIONSHIP GAMES

SUNDAY, JANUARY 28
PRO BOWL

SUNDAY, FEBRUARY 4
SUPER BOWL LII

ADMINISTRATION

COACHING STAFF

FOOTBALL OPERATIONS

BUSINESS OPERATIONS

PLAYERS

2016 SEASON IN REVIEW

COLTS HISTORY

RECORDS

COLTS IN THE COMMUNITY



ADMINISTRATION

COACHING
STAFF

FOOTBALL
OPERATIONS

BUSINESS
OPERATIONS

PLAYERS


2016 SEASON
IN REVIEW

COLTS HISTORY

RECORDS

**COLTS IN THE
COMMUNITY**

Our New Star Player.



Lucas Complete Engine Treatment may be new, but it is born from 25 years of Lucas Research and Quality. It is a multifunction cleaner *plus* lubricant that is designed for use in both crankcase and fuel system, gasoline or diesel. Expect longer engine life, longer oil life and less fuel consumption.



LUCAS OIL

LucasOil.com • 800.342.2512

#LuckyAtLucas • Share your photos and ENTER TO WIN!

If you share photos of friends please ask for permission. For Full Terms and Conditions visit:
<http://www.colts.com/fanzone/contests-and-promotions/rules/lucky-at-lucas-rules.html>

CHEER YOUR TEAM, AS A TEAM.

**BUD
LIGHT**

OFFICIAL BEER SPONSOR



ENJOY RESPONSIBLY

© 2017 A-B, Bud Light® Beer, St. Louis, MO