



2017 MEDIA GUIDE



SHOW OFF YOUR CHARGERS PRIDE



SHOP.CHARGERS.COM

2017 SCHEDULE

PRESEASON

DATE	OPPONENT	STADIUM	KICKOFF	TV
Sunday August 13	SEAHAWKS	StubHub Center	5:00 p.m.	+NFLN
Sunday August 20	SAINTS	StubHub Center	5:00 p.m.	+NFLN
Saturday August 26	at Rams	LA Memorial Coliseum	5:00 p.m.	CBS
Thursday August 31	at 49ers	Levi's Stadium	7:00 p.m.	KABC

REGULAR SEASON

DATE	OPPONENT	STADIUM	KICKOFF	TV
Monday September 11	at Broncos	Sports Authority Field	7:20 p.m.	ESPN
Sunday September 17	DOLPHINS	StubHub Center	1:05 p.m.	CBS
Sunday September 24	CHIEFS	StubHub Center	1:25 p.m.	CBS
Sunday October 1	EAGLES	StubHub Center	1:05 p.m.	FOX
Sunday October 8	at Giants	MetLife Stadium	10:00 a.m.*	CBS
Sunday October 15	at Raiders	Oakland Coliseum	1:25 p.m.*	CBS
Sunday October 22	BRONCOS	StubHub Center	1:25 p.m.*	CBS
Sunday October 29	at Patriots	Gillette Stadium	10:00 a.m.*	CBS
BYE				
Sunday November 12	at Jaguars	EverBank Field	10:00 a.m.*	CBS
Sunday November 19	BILLS	StubHub Center	1:05 p.m.*	FOX
Thursday November 23	at Cowboys	AT&T Stadium	1:30 p.m.	CBS
Sunday December 3	BROWNS	StubHub Center	1:05 p.m.*	CBS
Sunday December 10	REDSKINS	StubHub Center	1:05 p.m.*	CBS
Saturday December 16	at Chiefs	Arrowhead Stadium	5:25 p.m.	NFLN
Sunday December 24	at Jets	MetLife Stadium	10:00 a.m.	CBS
Sunday December 31	RAIDERS	StubHub Center	1:25 p.m.*	CBS

All times Pacific. Home games in **BOLD CAPS**

^Simulcast on NFL Network and Amazon

+KABC-TV Los Angeles (Ch. 7)

*Games subject to flexible scheduling

TABLE OF CONTENTS

2017 Schedule.....	1
Game-Day Information	3
Directory.....	4

OWNERSHIP, COACHING & ADMINISTRATION

Alex G. Spanos.....	7
Dean A. Spanos.....	8
Michael A. Spanos.....	10
A.G. Spanos.....	11
John Spanos.....	12
Jeanne M. Bonk.....	13
Ed McGuire.....	13
LaDainian Tomlinson	14
Mark Fabiani	14
Jeffrey Pollack.....	15
Fred Maas.....	15
Tom Telesco.....	16
Anthony Lynn.....	17
Assistant Coaches.....	18
Player Personnel	28
Football Staff	32
Administration.....	34

PLAYERS

Veterans & Returning Players.....	41
Draft Choices.....	143
Rookie Free Agents & First-Year Players.....	150
2017 Rosters.....	157

2016 IN REVIEW

Final NFL Standings	160
Regular-Season Stats.....	161
Game-by-Game Team Stats	162
Game-by-Game Opponent's Stats.....	163
Takeaway-Giveaway Ratio	164
Weekly Rankings.....	164
Starting Lineups	164
Chargers Record When	164
Participation Chart	165
Game Summaries	166

RECORDS

Individual Records.....	184
Team Records	187
Career Top 10	191
Single-Season Top 10	192
All-Time 300-Yard Passing Games.....	194
All-Time 100-Yard Rushing Games	195
All-Time 100-Yard Receiving Games.....	197
All-Time 200-Yard All-Purpose Games.....	200
Chargers 10 Longest	201
Opponent 10 Longest	202
Opponent Top Performances	203
Individual Postseason Records.....	205
Team Postseason Records.....	206
The Last Time	207

YEAR-BY-YEAR STATISTICS

1960–2016	210
-----------------	-----

HISTORY

Series Results.....	268
Quarterbacks Records as Starters.....	271
Starting Quarterbacks by Year.....	272
Preseason Results.....	273
Postseason Results.....	274
Postseason History.....	275
NFL Honors	289
Chargers Honors.....	292
Chronology.....	294
Draft History	300
Draft Picks by School	304
Trade History.....	305
History of the Chargers Uniform.....	308
Head Coaches	309
Assistant Coaches.....	310
All-Time Alphabetical Roster.....	311
All-Time Colleges.....	316
All-Time Numerical Roster.....	317

GENERAL INFORMATION

2017 NFL Regular-Season Schedule.....	324
2017 NFL Postseason Schedule.....	325
2017 NFL Preseason Schedule.....	326
Chargers on Radio.....	326
Chargers en Español	327

MISCELLANEOUS RECORDS & INFORMATION

2017-18 Important Dates.....	40
Overtime Games	64
Top 10 Offensive & Defensive Performances	67
Charger Girls.....	81
Top 10 Home & Road Attendance Figures.....	87
Chargers 10 Largest Margins of Victory.....	92
Offensive & Defensive Rankings by Year.....	96
Chargers 10 Greatest Comeback Wins.....	113
Chargers Regular-Season Streaks	130
Top 10 Warmest & Coldest Games	141
Pronunciation Guide.....	141
Training Camp Information.....	182
StubHub Center	322



GAME-DAY INFORMATION

GAME-DAY MEDIA PARKING: Media attending Chargers home games have been assigned reserved areas to park at StubHub Center. Please refer to the map here or on the back of your assigned parking permit. Media should enter the parking lot through the main gate, located off of South Avalon Blvd. Media must park in the assigned area and display parking permits at all times. As a reminder, parking is limited and is being provided as a courtesy.

MEDIA ENTRANCE: All credentialed media must enter through SE Media Gate and are subject to search procedures. Please be prepared to open all cases and bags for inspection by stadium security personnel. All items will be inspected and tagged for security purposes. Please make sure bags are identifiable and limit carry-in items to only what is necessary. Remove any security tags from prior games.



The public relations department of the Los Angeles Chargers serves as liaison between the team and the media. Please contact us with all requests for information or game credentials.

LOS ANGELES CHARGERS PUBLIC RELATIONS DEPARTMENT

Josh Rupprecht, Vice President, Public Relations
Skip Powers, Senior Manager, Football Public Relations
Jennifer Rojas, Senior Manager, Corporate Public Relations
Jamaal LaFrance, Manager, Public Relations
Brock Anderson, Coordinator, Public Relations
Vernon Dennis, Coordinator, Public Relations

3333 Susan Street
Costa Mesa, CA 92626
Office: (714) 540-7100

CHARGERS.COM AND CHARGERSMEDIA.COM

Chargers.com features the latest news on the Los Angeles Chargers, including player features. The site also includes player bios, rosters, the depth chart, transactions and more. It is the quickest and easiest way to find the latest information on the Los Angeles Chargers.

Chargersmedia.com is the hosting site for media to request game credentials. Credential requests must be submitted by the sports director, sports editor or photo editor to be considered.

PRESS WILL CALL

Press Will Call is located at the NW Box Office and opens four hours prior to kickoff.

PRESS BOX

The telephone number in the StubHub Center press box is (310) 630-4522. The visiting press box is (310) 630-4523. The press box is equipped with wireless internet. Contact the Chargers' PR staff for additional support.

TICKET INFORMATION

For information, call the Chargers' ticket office at 1-877-CHARGERS or visit chargers.com/tickets.

The Media Guide is a publication of the Los Angeles Chargers. Copyright © 2017 Chargers Football Company, LLC. Chargers Editorial Offices: 3333 Susan Street, Costa Mesa, CA 92626, (714) 540-7100.

DIRECTORY

OWNERSHIP & EXECUTIVE MANAGEMENT

Owner	Alex G. Spanos
Chairman of the Board	Dean A. Spanos
Vice Chairman	Michael A. Spanos
President–Business Operations	A.G. Spanos
President–Football Operations	John Spanos
Executive Vice President–Chief Operating Officer/Chief Financial Officer	Jeanne M. Bonk
Executive Vice President of Football Administration/Player Finance	Ed McGuire
Special Assistant	LaDainian Tomlinson
Special Counsel	Mark Fabiani
Special Advisor	Jeffrey Pollack
Special Advisor	Fred Maas
Executive Assistant to Chairman of the Board	Gwen Evans
Executive Assistant to the President	Yolanda Tyus Tucker

PLAYER PERSONNEL

General Manager	Tom Telesco
Director of Player Personnel	JoJo Wooden
Senior Director of Pro Personnel	Louis Clark
Director of Pro Scouting	Dennis Abraham
Director of College Scouting	Kevin Kelly
Senior Executive	Randy Mueller
Pro Scout	Regis Eller
National Scout	Tom McConaughy
Area Scouts	Donovan Beidelschies, Chris Hobbs, James MacPherson, Patrick Ryan, Justin Sheridan
Combine Area Scout	Travis Lash
Salary Cap & Personnel Assistant	Michael Spanos II
College Scouting Coordinator	Tyler Lyon

COACHING

Head Coach	Anthony Lynn
Defensive Coordinator	Gus Bradley
Offensive Coordinator	Ken Whisenhunt
Assistant Head Coach/Special Teams Coordinator	George Stewart
Assistant Strength	Jonathan Brooks
Assistant Offensive Line	James Cregg
Assistant Defensive Backs	Chris Harris
Assistant Defensive Line	Eric Henderson
Assistant Strength	Larry Jackson
Head Strength & Conditioning	John Lott
Assistant Defensive	D'Anton Lynn II
Tight Ends	John McNulty
Offensive Line	Pat Meyer
Defensive Backs	Ron Milus
Offensive Assistant	Mark Ridgley
Running Backs	Alfredo Roberts
Quality Control Offense	Dan Shamash
Wide Receivers	Nick Sirianni
Defensive Line	Giff Smith
Linebackers	Richard Smith
Quarterbacks	Shane Steichen
Assistant Special Teams	Marquice Williams

FOOTBALL STAFF

Director of Football/Medical Services	James Collins
Head Athletic Trainer	Damon Mitchell
Assistant Athletic Trainers	Alvin Cabrera, Samuel O'Leary
Assistant Athletic Trainer/Physical Therapist	Allison Miner
Associate Athletic Trainer	Marco Zucconi
Director of Video Operations	Brian Duddy
Video Assistants	Matt LeValley, Sean Scarborough
Senior Director of Player Engagement	Arthur Hightower
Equipment Manager	Bob Wick
Assistant Equipment Manager–Field Manager	Chris Smith
Equipment Assistant	Kevin Duddy
Team Doctors	Dr. David Gazzaniga, Dr. Russ Petrie, Dr. James Ting, Dr. Eugene Kim, Dr. John Saddik, Dr. Travis Conley

ADMINISTRATION

Vice President, Finance	Clifton Levine
Controller	Marsha Wells
Assistant Controller	Robert Wilk
Tax Manager	Jim Maio
Payroll/Human Resources Manager	Sandy Cordeau
Revenue Accountant	Mariah Hobbs
Accounts Payable Clerk	Michelle Rangel
Chief Revenue Officer	Jim Rushton
Vice President of Marketing Partnerships	Denny O'Leary
Director of Corporate Partnerships	Chris Lee
Director, Partnership Services	Donna Lupton
Senior Manager, Partnership Development	Steve Pankowski
Manager, Partnership Services	Terrence White
Manager, Partnership Services	Rachel Books
Vice President, Ticket Sales & Services	Todd Poulsen
Administrative Assistant/Guest Services Representative	Taylor Lynch
Director of Ticket Operations	Michael L. Dougherty
Senior Manager, Ticket Operations	Kris Moerschel
Director of Guest Services	Jim Cwalinski
Guest Services Manager	Meghan McMurtry
Club Seat Services Coordinator	Adrian Bailey
Guest Services Representatives	Joanne Hernandez, Stefani Polonia, Demontre Reeve, Adrienne Stewart-Rivera
Vice President, Integrated Media Sales	Amber Perry
Vice President, Premium Sales & Service	Quinton Owens
Manager, Suite Services	Karen Wendling
Managers, Premium Seating Sales	Wes Badorek, Daniel De La Torre, Eddie Gomez, Peter Lopez
Vice President, Fan Experience	Mark Tamar
Director of Game Presentation	Sean Tabler
Game Operations Coordinator	Alyssa Knutson
Game Operations Assistant	John Wiedmeier
Senior Director of Digital Media	Joel Price
Team Reporter	Hayley Elwood
Social Media Coordinator	Kayle Fields
Producer/Editor, Chargers.com	Cody Gless
Managing Editor, Chargers.com	Ricky Henne
Digital Content Coordinator	Janiece Jimenez
Creative Services Manager	Ina Jung
Creative Services Coordinator	Hayley Lane
Managing Producer, Chargers.com	Jason Lavine
Producer/Editor, Chargers.com	Chris Roewe
Vice President, Public Relations	Josh Rupprecht
Senior Manager, Football Public Relations	Skip Powers
Senior Manager, Corporate Public Relations	Jennifer Rojas
Manager, Public Relations	Jamaal LaFrance
Coordinator, Public Relations	Brock Anderson
Coordinator, Public Relations	Vernon Dennis
Vice President, External Relations	Kimberley Layton
Community Relations Manager	Chase Hartman
Community Relations Assistant	Cheyenne Warren-Diaz
Director of Community Outreach	Dick Lewis
Director of Security	Bill Stetson
Assistant Director of Security—Gameday	Dave Johnson
Security	Charles Cavitt
Lobby Attendant	Shane Cartwright
Director of Business Operations	John Hinek
Business Operations Assistant	John Leatherwood
Facilities Coordinator	Chuck Sandusky
Head Staff Assistant	Paul Chapman
Executive Staff Assistants	Sean Driscoll, Marvin Norton
Staff Assistant	Christopher Acosta



LEADERSHIP

ALEX G. SPANOS

Owner

Alex Spanos and his wife Faye are shining examples of how the American spirit of hard work and determination can pay off for those willing to follow their dreams.

"I always believed in the pursuit of one's dreams. In buying the Chargers, I've been able to realize a dream," Spanos said upon purchasing the team in 1984.

In 1951 at the age of 27, Alex Spanos decided he could no longer support his growing family on \$40 per week working in his father's bakery. So he borrowed \$800, purchased a used catering truck and set out on his own by providing catering and support services for the migrant farm workers in California's Central Valley.

From those humble beginnings, Spanos' tireless work ethic built one of the leading real estate and development companies in the industry, and today he is the patriarch of one of the most accomplished and philanthropic families in the United States.

A.G. Spanos Companies builds multi-family housing and master planned communities and is one of the nation's largest family-owned builders. Alex Spanos' personal commitment to quality and integrity is now carried on by his family in the daily operation and management of the Los Angeles Chargers as well as the companies that bear his name.

Spanos made family part of his formula for business success. The A.G. Spanos organization, including the Chargers, is a family-run operation. Alex turned over the day-to-day operations of the Chargers to his oldest son, Dean, in 1994, 10 years after purchasing the team on Aug. 1, 1984. Today he enjoys retirement and watching his sons, Dean and Michael, along with grandsons A.G. and John guide the Chargers as they celebrate 33 years of the family's ownership.

Spanos' amazing journey and his passion for giving back is outlined in his autobiography, "Sharing the Wealth: My Story," a compelling first-hand account of the events and decisions in his life that became his basic fundamentals for success.

Spanos' community spirit and generosity are renowned. Few can match the benevolence

and philanthropy that Alex and Faye have shown through their support of deserving institutions and community-service efforts. One of his more generous contributions resulted in the opening of the Alex G. Spanos Heart & Vascular Center in Sacramento. Southern Californians have Spanos to thank for the huge economic windfall of two Super Bowls (1998 and 2003) and a Republican National Convention in San Diego. In addition to the millions of dollars donated by Spanos and the Chargers Community

Foundation, which he established, the Spanos family has delivered nearly \$13 million to help San Diego's youth by supporting education as well as health and fitness programs.

In 2008, the President of the Republic of Greece, Mr. Karolos Papoulias, awarded Spanos the Medal of the Commander of the Order of Honor. The honor came in recognition of his many contributions to the birthplace of his parents.

These acts of caring demonstrate the commitment of a man whose rags-to-riches story has been an inspiring example for others. Though his life has taken him places he never dreamed possible, Spanos continues to reside in his hometown of Stockton, Calif.

Alex and Faye are celebrating 69 years of marriage in 2017. And they will celebrate with their four children (Dean, Dea, Alexis, Michael and their spouses), 15 grandchildren, and 10 great grandchildren.



Chargers Owner Alex Spanos and his wife Faye will celebrate 69 years of marriage in 2017. Spanos purchased the team in 1984.



DEAN A. SPANOS

Chairman of the Board

Under the leadership of Owner and Chairman of the Board Dean Spanos, the Los Angeles Chargers are making bold moves to set up the franchise for long-term success in an exciting new market. Spanos is providing senior leadership, strategic direction and critical resources as the Chargers begin a new chapter in their storied history.

Spanos has led the team through numerous franchise records and victories. During the 11 seasons from 2004-14, the Chargers won 113 games (playoffs included) -- five of which were AFC West championships (2004, 2006-09) -- and four play-off games. Only three teams in the NFL won more games during that time span.

Spanos had served as President of the Chargers since early in 1994, the same year the team culminated its most memorable season with an appearance in Super Bowl XXIX. Dean and his father, Alex Spanos, also secured Super Bowl XXXII (1998) and Super Bowl XXXVII (2003) for their community, each event bringing an estimated windfall of more than \$300 million to the local economy.

In 2015, Spanos handed over the reins of day-to-day leadership to sons A.G. and John. Eldest son A.G. Spanos now serves as President-Business Operations while John Spanos is President-Football Operations.

Dean's leadership is also present throughout the National Football League. As a member of the NFL's Management Council Executive Committee (CEC), he played an integral role in negotiating the NFL's current labor agreement. Through 2015, Spanos served as chairman of the NFL's Business Ventures Committee, which has oversight regarding various league commercial activities, including consumer products, sponsorship, events, marketing, and new business initiatives. To this day, Spanos continues to serve on both committees. His previous committee work included membership on the NFL's International and Legislative Committees.

Spanos also serves as President of the A.G. Spanos Companies, and along with his brother, Michael, oversees all construction operations nationwide.

TRADITION OF GIVING

The Spanos family has a multi-generation commitment to community involvement, and is recognized as one of the NFL's most philanthropic families and one of Southern California's most active and caring contributors to local causes. Their finan-

cial and emotional support for youth, sports, education and our brave men and women in uniform has been a hallmark of their team ownership and legacy.

In 1995, the Spanos family created The Chargers Community Foundation, which has since provided nearly \$13 million to support a wide range of services and programs directly benefiting children and families. In 1999, Dean Spanos created the Foundation's largest ongoing program, Chargers Champions, which has provided nearly \$6 million in direct assistance to schools, teachers and students. The program provides grants to improve fitness, nutrition and athletic programs on school campuses.

The generosity of the Spanos family reaches throughout California. When wildfires ravaged San Diego County in 2003 and again in 2007, the family made identical \$1 million donations to aid affected families and the recovery effort.

In 2010, the Association of Fundraising Professionals recognized the generosity of the family and Chargers organization when they were both named as San Diego's Outstanding Philanthropic Corporation, one of the most prestigious awards for community service.

In 2012, following the passing of former Chargers linebacker Junior Seau, Dean and his wife Susie brought a shocked team and community together when they hosted a "Celebration of Life" for Seau. The event was seen and heard live by more than 150,000 fans and made it possible for a grieving community to heal and pay tribute to its native son.

In 2014 the A.G. Spanos Heart and Vascular Center at Mercy General Hospital in Sacramento opened thanks to a lead gift of \$15 million from the family, the largest gift Mercy General had ever received. In speaking at the opening, Dean said the family's commitment to Mercy General Hospital was to ensure that that no one from the region would ever be turned away from proper care for lack of space or the kind of critical care they needed.

In 2014, Spanos pledged \$500,000 to the University of California-San Diego to upgrade and expand the existing Alex G. Spanos Training Facility, which was then renamed and opened as the Alex G. Spanos Athletic Performance Center. UCSD is the Chargers' former training camp home and this gift raised the value of the family's support of the institution to more than \$1.6 million.

Spanos is also known for his generous backing of youth and high school football and, in 2015, he and the Chargers were honored by National Pop Warner with its prestigious NFL Team of the Year Award -- in recognition of the team's outstanding support for youth football and cheer at all levels. The Chargers, who were also honored in 2007, are the only

NFL team to be so honored twice.

Spanos has also been a long-time contributor to many other important charities and organizations working to improve the lives of children and families, including: the Make-A-Wish Foundation; American Cancer Society; Armed Services YMCA; Susan G. Komen; Rady Children's Hospital; Girl Scouts; Huntington's Disease Society; San Diego Blood Bank; STAR/PAL; Special Olympics of Southern California; San Diego Food Bank; Casa de Amparo; and the Salvation Army.

COMMUNITY HONORS

Honors for their generosity come frequently to Dean and Susie.

Most recently, the Spanos family and the Chargers received the Light of Hope Award from the Epilepsy Foundation of San Diego. In 2015 San Diego's Military Advisory Council presented the family with their annual Achievement Award for the team's outstanding annual support of the region's military. The Armed Services YMCA also recognized the team's longtime support of military families with its 2015 Vice Admiral St. George Award.

In 2014, the Spanos family received the Outstanding Community Service Award among all family-owned businesses by the San Diego Business Journal.

Previously, the Make-A-Wish Foundation presented the team with its Wish-Granting Partner of the Year Award while the California State Athletic Director's Association presented the Chargers with its President's Merit Award, both in 2012. The Rotary Club of San Diego also presented Spanos and the Chargers organization with its prestigious Heilbron Award, given to companies that "exemplify the pay it forward spirit – that give of themselves and their professional expertise to advance the well-being and success of others in the community."

The Spanoses received the 2012 Herb Klein Spirit of San Diego Award from the San Diego Regional Chamber of Commerce at the organization's annual awards dinner. In 2011, the Salvation Army recognized Spanos and the Chargers' dedication to helping San Diego's homeless citizens during their annual Golden Bells ceremony.

In 2010, the Association of Fundraising Professionals recognized Spanos and the Chargers as San Diego's Outstanding Philanthropic Corporation, one of the most prestigious awards for community service.

The American Diabetes Association honored Spanos at its annual Fathers of the Year Dinner in 2010. In 2007, the local Salvation Army named Dean and Susie as their Most Valuable Philanthropists.

In 2006, President George W. Bush appointed Spanos as a Board of Trustees member of the John F. Kennedy Center for the Performing Arts. That same year, he was the honored recipient of the Golden Achievement Award from the Boys & Girls Clubs of San Diego, and Junior Achievement of San Diego inducted him into its Hall of Fame for his

community leadership and specifically for his support of youth education initiatives.

The Warner Award, the top honor of the national Pop Warner football organization, was bestowed on Spanos for his commitment to youth football and its Little Scholars education initiative in 2005. The San Diego Chapter of the National Football Foundation also presented him with its highest honor, the Distinguished American Award. In 2004, the Police Historical Society presented him with their first Cota Award for community philanthropy and support of law enforcement. Dean and Susie received the Harold Leventhal Community Service Award in 2003, the top national award of the Huntington's Disease Society of America.

Spanos has the unique distinction of being a second-generation recipient of the renowned Ellis Island Medal of Honor, so honored in 2002, 16 years after his father was similarly honored. He also was inducted into the DeMolay International Alumni Hall of Fame in 2002. DeMolay International is an organization dedicated to preparing young men to lead successful and productive lives.

In 2001, the San Diego Hall of Champions Sports Museum presented Dean and Susie with its Community Champions Award, the Hall's most distinguished award.

BUSINESSMAN AND FAMILY MAN

Dean Alexander Spanos was born in Stockton, Calif. He earned varsity letters in football and golf at Lincoln High School and later received Lincoln High School's Hall of Fame Award, which honors alumni whose contributions and accomplishments are representative of the school. Dean was recognized for his achievements in the areas of business as well as athletics.

Spanos continued his golfing career at the University of the Pacific in Stockton, graduating in 1972 with a degree in business administration. He maintains close ties with his alma mater, having served as a regent at the university. An avid golfer post college, Dean has been on the winning team in five Pro-Am tournaments, including back-to-back wins in 1990 at the Bob Hope Chrysler Classic and the AT&T National Pro-Am at Pebble Beach with partner Hubert Green. He successfully defended his title at the Hope Classic the following year. Spanos' first win came with Green at the 1985 Bing Crosby Pro-Am at Pebble Beach, where he was awarded the "Most Valuable Amateur" trophy for supplying the most help to his professional partner.

Susie Spanos is a spokeswoman for the NFL's cancer campaign and is a breast cancer survivor. She was also honored as a "Woman of Dedication" by the Salvation Army in 2001 and has been named the Woman of the Year by the San Diego Leukemia Society for her philanthropic work in the community.

Susie works with and serves on the boards of many charitable organizations. These organizations include the San Diego Women's Foundation, the board of the Salvation Army and as an advisory

Continued next page

Dean Spanos, cont.

member for Las Patronas, one of San Diego's leading non-profit organizations. Susie has been a driving force in supporting the Blood Bank's umbilical cord blood program, helping the Chargers' annual blood drive become one of the most successful in the nation.

Dean and Susie have two sons, A.G. and John, and two grandsons.

EXECUTIVE STAFF



GWEN EVANS

Executive Assistant
to the Chairman of the Board



MICHAEL A. SPANOS

Vice Chairman

Michael A. Spanos is Vice Chairman of the Chargers. In that capacity, he assists in financial and management matters pertaining to the team. Michael joins his brother – Chairman of the Board Dean Spanos – in steering the direction of the organization.

As president of the A.G. Spanos Companies, Michael is responsible for the company's planning and development activities around the country. He monitors and oversees the office divisions in states where the company builds and develops. His responsibilities also extend to the areas of property management, land acquisition and preparation of all plans for future direction, growth and construction of the company's multi-family communities

and land development activities. From the company headquarters in Stockton, Michael travels regularly across the country to monitor and manage building projects.

Born in Stockton, Calif., he attended Lincoln High School and graduated from the University of the Pacific, with a bachelor's degree in business administration. In 1989, Michael was appointed to the Board of Regents at the University of the Pacific, where he served for five years. Michael continues to contribute both his time and resources to the development and support of charitable projects involving youth sports and education. He and his wife, Helen, have five children and reside in Stockton.



A.G. SPANOS

President - Business Operations

A.G. Spanos was named President—Business Operations for the Chargers in May 2015. He oversees all day-to-day business operations of the organization, including marketing, sales, public relations, digital media and community relations. He also represents the organization at all NFL and ownership meetings.

Previously, Spanos served as executive vice president—chief executive officer from 2011-15, executive vice president—executive officer from 2008-10 and director of marketing programs and business development from 2003-07.

Spanos knows the power of professional sports and the Chargers ability to lift the spirits of an entire community. With that in mind, his number-one goal is, and always has been, to ensure the Chargers enjoy success on the field. Paramount in that effort is helping the franchise establish an undeniable home-field advantage. Since 2003, the Chargers have posted a winning record at home nine times, including 2006 when the team went undefeated at home for the first time in franchise history.

Working to ensure this trend will continue, Spanos oversaw the multi-million dollar upgrades to StubHub Center during the summer of 2017. The venue, home to the Chargers through the 2019 season, will be one of the most unique experiences in the league – providing fans with unmatched sightlines and unprecedented proximity to NFL action. From security to parking, seating manifest to the aforementioned capital improvements, Spanos has been dedicated to ensuring that games at StubHub Center will be an unparalleled experience Chargers fans won't soon forget.

Another aspect of being competitive on the field is providing players and coaching staff with critical resources. Under Spanos' direction, the Chargers secured space for both training camp and a new practice facility during the 2017 offseason. The team's new training camp home at Jack Hammett Sports Complex in Costa Mesa, Calif., has undergone extensive field modifications to bring it up to NFL standards – a benefit the community will also soon enjoy – while the team's new practice facility, also in Costa Mesa, is receiving a dramatic overhaul as well. The state-of-the-art facility will provide the Chargers with the latest in technology and equipment and house the team's more than 130 full-time employees, not including players.

Off the field, with an emphasis on the fact that Season Ticket Members are the backbone of the organization, the Chargers have added more value,

greater access and have rebranded the team's most loyal fans as 'Season Ticket Members' under Spanos' direction. Key benefits of being a Season Ticket Member have grown to include the creation of dedicated service representatives, unique opportunities surrounding the Chargers practice facility, stadium tours, exclusive practice sessions at both mini-camp and training camp and an upgraded, more transparent seat relocation program among other items.

In an effort to quench Chargers fans' unending thirst for information about their team, Spanos created the organization's digital media department in 2012. The department has been instrumental in providing an endless supply of unique content available only on the team's official website, Chargers.com, while expanding the Chargers' digital footprint across various social media platforms. Additionally, recognizing the benefits of producing web, digital and television content in-house, Spanos led the effort to construct a new television and editing studio in the team's practice facility and has been instrumental in acquiring new talent to support the team's ever-expanding media initiatives.

Spanos attended La Jolla Country Day School in La Jolla, Calif., lettering in football and basketball. He played football as a freshman at Tufts University in Medford, Mass., before returning to California to continue his education at the University of Southern California, where he earned a bachelor's degree in marketing from the Marshall School of Business.

Spanos is the grandson of Owner Alex Spanos, and he is the eldest son of Chairman Dean Spanos and his wife Susie. A member of YPO-LA and GenNext in Orange County, he and his wife, Kamri, reside in Laguna Beach with their two sons, Dean II and Leonidas Alexander.

EXECUTIVE STAFF



YOLANDA TYUS TUCKER
Executive Assistant
to the President



JOHN SPANOS

President - Football Operations

John Spanos was named President—Football operations for the Chargers in May 2015. He oversees all of the team's football operations, including player personnel, coaching, player finance and the salary cap, medical, equipment, video, player engagement and security. He also represents the team at League and Management Council meetings.

Spanos began working for the Chargers in 1995, originally spending his summers in the football operations department as an assistant. From 1998-2000, he worked on contract negotiations and managing the salary cap under the direction of Ed McGuire before moving to New York to work in the NFL league office.

In 2003 Spanos began working full-time as a scout. He methodically worked his way up through the organization before his career took a giant leap forward in 2013 when he was named Executive Vice President of Football Operations. This new position afforded him the opportunity to put his first big imprint on the organization, and he did just that as a key member of the selection committee responsible for the hiring of General Manager Tom Telesco. That year, the team returned to the playoffs for the first time since 2009 and won its first playoff game since 2008.

Spanos has seen his role in the NFL Draft grow exponentially since his ascension in 2013, and the results have been overwhelmingly positive. The team's 2013 draft yielded Pepsi Next NFL Rookie of the Year Keenan Allen. The 2014 draft class was headlined by cornerback Jason Verrett, who was selected to his first Pro Bowl in 2015 after leading the team in interceptions and passes defended. The 2015 NFL Draft yielded the team's leading rusher in top pick Melvin Gordon, while second-round pick, linebacker Denzel Perryman, came within five tackles of the first 100-tackle season by a rookie in team history. The 2016 draft class produced NFL Defensive Rookie of the Year Joey Bosa and tight end Hunter Henry, who led the team in touchdown receptions during his rookie season. Most recently, the 2017 draft class received high marks from media pundits as the team brought in, among others, Clemson National Champion wide receiver Mike Williams and All-American linemen Forrest Lamp and Dan Feeney.

The 2017 season will mark Spanos' 22nd year in the NFL and his 19th with the team, with previous assignments within the organization including

stints as a pro and college scout (2003-05), assistant director of college scouting (2006-07) and director of college scouting (2008-12).

It's no coincidence that Spanos' ascension within the organization coincided with one of the most successful eras on the field in franchise history. From 2004-09, the Chargers won 67 regular-season games, third-most in the entire league. They also won three playoff games during that stretch, giving them 70 total wins from 2004-09, which was fourth-most in the league. The Chargers reached the playoffs five times from 2004-09 and advanced to the AFC Championship Game in 2007. Since 2003, the Chargers have been to the playoffs a total of six times.

From 2001-03 Spanos served two stints in the NFL's Management Council office in New York. In 2008, he further expanded his business acumen when he was among a select list of NFL executives invited to participate in the NFL's Executive Education Program at the Stanford Business School in Palo Alto, Calif.

Spanos continues to work closely with McGuire. They have managed the salary cap and retained some of the team's top players, negotiating multiple contract extensions for several current and former All-Pro players including Antonio Gates, quarterback Philip Rivers and Hall of Fame running back LaDainian Tomlinson.

Staying true to his scouting roots, Spanos serves on the board of directors for National Football Scouting and is an Honorary Member of the University of California-San Diego (UCSD) Athletic Board.

In June 2010, Spanos was named one of the "Top 40 Under 40" Greek-Americans by *Greek America Magazine*. The acknowledgment came in recognition of his achievements in both business and community leadership.

Spanos was born in Stockton, Calif. He attended The Bishop's School in La Jolla where he lettered in football as a wide receiver and defensive back. He also lettered in golf and basketball, and was a member of three CIF championship teams. After Bishop's, Spanos attended Wake Forest University, graduating with a degree in business.

John and his wife Jodie reside in Corona del Mar.



JEANNE M. BONK

Executive Vice President

Chief Operating Officer/Chief Financial Officer

Career Development Symposium.

A native of Covina, California, Bonk began her professional career in 1983 with the international accounting firm, Price Waterhouse. She worked at Price Waterhouse for eight years, leaving as a senior audit manager to join the Chargers in 1991.

Bonk attended Mater Dei High School in Santa Ana before graduating with honors from the University of San Diego in 1983 with a Bachelor's degree in business administration. She majored in accounting and is a Certified Public Accountant and a Chartered Global Management Accountant. Bonk was inducted into the Mater Dei High School Ring of Honor in 2011.

Bonk is a member of the American Institute of CPAs and the California Society of CPAs. She sits on the San Diego Humane Society's Audit Committee. Bonk previously chaired the Finance Committee of Cathedral Catholic High School for six years and was a member of the San Diego Diocesan Finance Council.

Jeanne and her husband, Jim, reside in Bonita.

One of the Chargers' longest-tenured executives and one of the highest-ranking female executives in the National Football League, Jeanne Bonk was named Executive Vice President–Chief Operating Officer in May 2016.

Bonk originally joined the Chargers in 1991 as Chief Financial Officer. In 1994, she was promoted to Chief Financial and Administrative Officer, a position she retained for seven years. In 2000, she was named Vice President–Chief Financial Officer and in 2005, Bonk was promoted to Executive Vice President–Chief Financial Officer.

Bonk has successfully overseen the team's day-to-day financial operations for the last 25 years. Her expertise has been critical to the ongoing success of the organization and her leadership in many areas. She has also been a presenter at the NFL Women's



ED MCGUIRE

Executive Vice President of Football

Administration - Player Finance

contract extension, the largest player contract negotiated in team history. And more recently, McGuire has negotiated new contracts and extensions for several key players, including Melvin Ingram, Antonio Gates, Corey Liuget, and Darrell Stuckey.

McGuire joined the Chargers after serving as the senior manager of labor operations for the NFL's Management Council from 1996-98. He was the league's manager of player personnel from 1991-96 and originally joined the NFL in 1987 as a player personnel analyst. McGuire also worked in the personnel department for the United States Football League from 1984-86.

During his tenure in the National Football League office, McGuire became a leading expert on the NFL's salary cap and Collective Bargaining Agreement, which was created in 1993 between the NFL and the NFL Players' Association.

Born in Riverhead, New York, McGuire graduated with a degree in athletic administration in 1984 from St. John's University in Jamaica, New York. He played football and baseball at Riverhead High School.

McGuire is a member of the Board of Directors for the Jacobs & Cushman San Diego Food Bank.

McGuire and his wife, Jane, have two children—son Kevin and daughter Shannon—and reside in Rancho Bernardo.

Now in his 30th NFL season and 20th with the Chargers, Ed McGuire has enjoyed a steady ascent since joining the team in 1998. He was named Executive Vice President of Football Administration–Player Finance in January 2013. McGuire serves as the club's chief negotiator and manages the salary cap, while overseeing compliance of NFL and Collective Bargaining Agreement rules. He has been a member of the NFL Player Insurance Trust since 2002.

McGuire's previous roles with the Chargers include Coordinator of Football Operations (1998-00), Vice President of Football Operations (2000-06), Executive Vice President of Football Operations (2007) and Executive Vice President of Football Operations–Assistant General Manager (2008-12).

Throughout his tenure with the Chargers, McGuire has negotiated a number of long-term contracts and contract extensions. In 2004, he negotiated an eight-year contract extension for 2006 NFL MVP and two-time NFL rushing champion, LaDainian Tomlinson. At the time, the deal was the largest contract ever signed by a running back in NFL history. In 2009, McGuire negotiated Philip Rivers' six-year, \$92 million



LaDAINIAN TOMLINSON

Special Assistant

NFL Hall of Fame running back and former NFL Most Valuable Player, LaDainian Tomlinson, is Special Assistant to Dean Spanos. Tomlinson, who holds 28 team records, as well as the NFL single-season record for rushing touchdowns, supports the organization and expands its community outreach as the franchise continues the transition to Los Angeles.

Tomlinson, who is an analyst on NFL Network, focuses on engaging fans and the community, sharing his passion for the Chargers and game of football.

"L.T. is one of the most beloved and iconic Chargers of all time," said Chairman Dean Spanos, when he announced this new position. "His active involve-

ment in our fight for Los Angeles is vital, and he represents the very best of what it means to be a Charger on the field and in the community."

"I spent the most memorable and exciting years of my career as a Charger," said Tomlinson. "Joining the franchise as it makes the move to Los Angeles, and helping to rally new and familiar Chargers fans alike, is an honor and a privilege."

Tomlinson's duties include helping to further develop fan engagement and community relations programs for the Los Angeles Chargers. The five-time Pro Bowl standout works with the organization to maintain an active presence in the community, building on the momentum the team has established with its call to "Fight for LA". Tomlinson's long and storied history with the team gives him a unique perspective, allowing him to continue building the Chargers' fan base in their new home.



MARK FABIANI

Special Counsel

Mark Fabiani is in his 16th season as the organization's Special Counsel.

Prior to joining the Chargers, Fabiani was the Deputy Campaign Manager for Communications and Strategy for former Vice President Al Gore's 2000 presidential campaign, the closest presidential election in modern history. In addition to serving as the campaign's chief spokesperson, Fabiani was responsible for coordinating the campaign's communications and media strategies and tactics, including the Vice President's post-election Florida vote count effort.

From 1994-96, Fabiani worked as President Bill Clinton's special counsel, providing legal, communications and political counsel to the President and First Lady on allegations and investigations of Whitewater and related matters. Fabiani produced and communicated the legal, legislative, and political responses to inquiries from the media, Capitol Hill and investigative agencies. He also served as the White House's principal spokesperson before the national media, appearing regularly on major news shows.

In the 1980s, Fabiani spent four years as deputy mayor of Los Angeles and chief of staff to Mayor Tom Bradley. He managed political strategy, media relations, policy analysis and an executive staff of 129 for the mayor. Fabiani directed day-to-day interaction between the mayor's office and the media, general managers of city departments, the City Council, and the city's principal private sector companies and public sector institutions.

A native of Ellwood City, Penn., Fabiani earned a bachelor's degree in philosophy from the University of Redlands before graduating cum laude from Harvard Law School in 1982. He served in senior positions at the United States Department of Justice and the Department of Housing and Urban Development. At the Justice Department, Fabiani was responsible for policy development for the Attorney General and at HUD, he implemented the federal government's Empowerment Zone Initiative for urban revitalization.

Fabiani is currently a partner in the downtown San Diego-based firm, Mark Fabiani & Associates, which provides strategic advice and tactical execution to companies and individuals facing complex financial, marketing, communications and legal challenges.



JEFFREY POLLACK

Special Advisor

Jeffrey Pollack is a sports industry veteran who has served the Chargers as Special Advisor since December 2014.

In 1994, Pollack created and launched *The Sports Business Daily*, the first daily trade publication for the sports industry. As the founding President and Publisher, *The Daily* became a must-read for sports executives and gave rise to a proliferation of sports business information services. 2017 marks the 23rd consecutive year of publication for *The Daily*.

Pollack joined the National Basketball Association in 1998 as a strategic communications consultant during collective bargaining with the NBPA and served as the League's Vice President of Marketing and Corporate Communications. In 2001, he joined NASCAR Digital Entertainment as Managing Director of Broadcasting and New Media. And from 2005-09, he served as President and Commissioner of the World Series of Poker. Under his leadership, the WSOP became a worldwide sports and entertainment phenomenon, and crossed the \$1 billion mark in total prize money awarded.

Pollack has served as Executive Chairman of the Professional Bull Riders and as a senior advisor to a number of sports and media ventures. In 2012, he was a key member of the deal team that worked with Robert Pera on his purchase of the NBA Memphis Grizzlies, and in 2014, Pollack

led the deal team for Andrew Barroway's purchase of the NHL Arizona Coyotes. He began his career as a crisis communications strategist and political campaign manager at Winner + Associates and the affiliated firm of Winner + Mandabach Campaigns.

In addition to receiving one of the very first Primetime Emmy Awards presented for Outstanding Achievement in Interactive Television Programming, and a Sports Emmy for Outstanding Innovative Technical Achievement, Pollack received the first-ever Billboard Digital Entertainment Award for Best Interactive Television Programming. He appeared twice on *The Sporting News'* List of "The Top 100 Most Powerful People in Sports," and he was named by the Sports Business Journal to the inaugural list of "Forty Under Forty."

Pollack is a Director of the Los Angeles Sports Council and serves on the Board of Advisors of the Los Angeles Sports and Entertainment Commission and the Executive Committee of the USC Sports Business Institute. He is a member of the Academy of Television Arts and Sciences, and an Accredited Member of the Public Relations Society of America. Pollack is a regional board member of the Northwestern University Leadership Circle and a mentor at Amplify LA — a startup accelerator and entrepreneurial campus in Venice.

Pollack has a bachelor's degree from the Medill School of Journalism at Northwestern University, a master's degree from The Graduate School of Political Management, and a master's degree in sports management from the University of Massachusetts at Amherst.



FRED MAAS

Special Advisor

Fred Maas joined the Chargers in 2016 as a Special Advisor to Chargers' Chairman Dean Spanos. In this role he advises on a wide variety of political and business issues for the team.

Maas is the executive chairman of MRV Systems LLC, a manufacturer of marine robotic vehicles for the oceanographic and defense industries. He previously served as the Chairman and CEO of the San Diego Centre City Development Corporation (CCDC), which oversaw, on behalf of the city, all redevelopment activities for downtown San Diego.

Maas was a principal and served as President and CEO of Black Mountain Ranch, a 4,660-acre property that his partnership acquired in 1988. Then undeveloped land, Black Mountain Ranch is now home to

several large-scale residential communities, including Santaluz and Del Sur.

In the 1980s and '90s, Maas served as a partner at Potomac Sports Properties, the exclusive developer of the PGA TOUR Inc. Earlier, Maas represented the TOUR on marketing, regulatory, legislative and tax matters.

Maas has served in a variety of capacities in national, state and local politics over the past 35 years, including stints with Senators Bob Dole and John McCain, Jack Kemp and Governor Mitch Daniels among others. Maas also served as a special advisor to Todd Properties of New Zealand and H.E. Stuart Beck, the late Palauan Ambassador to the United Nations.

A native of Rochester, N.Y., Maas graduated cum laude from Syracuse University's College of Law and Hobart College. Maas is admitted to the District of Columbia bar.

Maas has a daughter, Katherine Claire.



TOM TELESKO

General Manager

23rd NFL Season, 5th with Chargers

With a keen eye for acquiring talented players, Tom Telesco serves his fifth season as General Manager of the Chargers in 2017.

Telesco has infused the Chargers' roster with young players, building primarily through the draft. As the calendar turned to 2016, Telesco brought some of the NFL's top veteran free agents to the Chargers. They included wide receiver and kick returner Travis Benjamin, nose tackle Brandon Mebane, safety Dwight Lowery and cornerback Casey Hayward. Telesco added even more star power to the roster in April with another heralded draft class headlined by two-time Big Ten Defensive Player of the Year Joey Bosa from Ohio State.

Hayward went on to earn his first Pro Bowl selection after leading the league in interceptions while Bosa garnered numerous accolades, including Defensive Rookie of the Year, after leading all NFL rookies with 10.5 sacks. 2015 Mackey Award winner Hunter Henry also put together a stellar rookie campaign by leading the Chargers in touchdowns with eight - tied for the most in the NFL by a tight end. With the selection of Melvin Gordon to the 2016 Pro Bowl, Telesco's last three first round draft picks have either made the Pro Bowl or earned league honors.

In 2015, all five of the Chargers draft picks made the team's opening-day roster and contributed throughout the season. First-round draft choice Melvin Gordon became the team's leading rusher and second-round pick Denzel Perryman came within five tackles of the first 100-tackle season by a rookie in team history.

Telesco also uncovered several gems in rookie free agency, including Nick Dzubnar, who became the team's leading special teams tackler, and Josh Lambo, who was the NFL's top rookie kicker.

Telesco was hired by the Chargers in January 2013. Forty-years-old at the time of his hiring, he became the youngest general manager in team history. Immediately following his hire, Telesco was part of the search committee responsible for hiring Mike McCoy as the team's head coach. Telesco then helped the Chargers return to the playoffs in 2013 with a roster that featured 25 players who joined the team prior to or during the season.

Telesco made several notable free agent acquisitions in 2013, including running back Danny Woodhead and tackle King Dunlap. His first draft with the Chargers yielded three prominent starters, including guard D.J. Fluker, linebacker Manti Te'o and wide receiver and 2013 Pepsi Next NFL Rookie of the Year Keenan Allen.

Telesco's second draft class in 2014 was equally impressive. The team's first four picks all made the opening-day roster and 2014 first-round pick Jason

Verrett made his first Pro Bowl after leading the team in interceptions and passes defended in 2015.

A native of Buffalo, N.Y., Telesco prepped at St. Francis High School in Athol Springs, N.Y. Days prior to Super Bowl XLVIII in January 2014, which was co-hosted by New York and New Jersey, Telesco was recognized for their accomplishments on the floor of the New York State Senate by Senator Timothy Kennedy.

After graduating from St. Francis, Telesco played wide receiver at John Carroll University in Ohio. He was a starter on the Blue Streaks' 1994 Ohio Athletic Conference Championship team, and two of his teammates at John Carroll were Chris and Brian Polian, sons of Bill Polian, a 2015 inductee into the Pro Football Hall of Fame.

While attending John Carroll, Telesco spent four summers (1991-94) as a training camp intern with the Buffalo Bills. At that time, the elder Polian was the Bills' general manager. Polian left Buffalo for Carolina in 1994 and after Telesco graduated from John Carroll with a degree in business management in 1995, Polian hired him to work in the Panthers' scouting department. In 1998, Telesco and Polian moved on to Indianapolis, where Telesco would spend his next 15 NFL seasons as a college scout, pro scout, director of pro scouting, director of player personnel and vice president of football operations. He worked in Indianapolis during Peyton Manning's entire career with the Colts and later part of the team that brought Andrew Luck to the Colts with the first pick of the 2012 NFL Draft. Telesco also was involved in Colts drafts that featured four-time Pro Bowl running back Edgerrin James, five-time Pro Bowl wide receiver Reggie Wayne, and Dwight Freeney, a seven-time Pro Bowler as a Colt.

Telesco's tenure in Indianapolis was one of the most successful eras in Colts history. They played in two Super Bowls, including a victory over Chicago in Super Bowl XLI. From 1998-2012, the Colts won 154 regular-season games, eight division titles and they appeared in the playoffs 12 times. Indianapolis set an NFL record with 12 or more wins in seven consecutive seasons and they won an NFL-record 23 straight regular-season games during the 2008-09 seasons. Their 115 regular-season wins from 2000-09 set an NFL record for wins in a decade.

In March 2015, Telesco was invited to be a speaker at the NFL's Career Development Symposium in Arizona. The program, attended by nearly 70 coaches and front office executives, was designed to engage aspiring head coach and general manager candidates. Telesco was one of only two active general managers invited to address participants at the symposium.

Telesco and his wife, Larah, have a daughter, Elena, and two sons, Thomas and Nicholas.

Tom Telesco's Experience

1995-96 — Scouting Assistant, Panthers
1997 — Area Scout, Panthers
1998-00 — Area Scout, Colts
2001-03 — Pro Scout, Colts

Tom Telesco's Experience

2004-05 — Director of Pro Scouting, Colts
2006-11 — Director of Player Personnel, Colts
2012 — V.P. of Football Operations, Colts
2013-17 — General Manager, Chargers



ANTHONY LYNN

Head Coach

26th NFL Season, 1st with Chargers

On Jan. 13, 2017, the Los Angeles Chargers made their first official transaction, naming Anthony Lynn the 16th head coach in franchise history and the first African-American head coach in team annals. The 48-year-old Lynn joined the Chargers after spending the last two seasons (2015-16) as the assistant head coach and running backs coach for the Buffalo Bills.

A native of Celina, Texas, some 40 miles north of Dallas, Lynn was an All-Southwest Conference running back as a collegian at Texas Tech, where he rushed for 1,911 yards and 17 touchdowns on 481 carries. That helped him earn a ticket to the NFL where he signed with the New York Giants as an undrafted free agent in 1992. After being released by the Giants, Lynn signed with Denver in 1993 and appeared in 13 games for the Broncos. In 1994, he suffered a broken leg and spent the year on injured reserve. Lynn moved on to the Bay Area in 1995, spending two seasons with the San Francisco 49ers (1995-96) before concluding his career in Denver (1997-99) where he won back-to-back Super Bowl championships (XXXII and XXXIII) with the Broncos. Lynn hung up his cleats after the '99 season, having played in 83 career games.

Lynn jumped right into the coaching ranks in 2000, spending three seasons (2000-02) with the Broncos as an offensive assistant and assistant to special teams. In 2003, he landed his first full-time position gig as the running backs coach for the Jacksonville Jaguars (2003-04). That was followed by similar positions with the Dallas Cowboys (2005-06), Cleveland Browns (2007-08), New York Jets (2009-14) and Bills (2015-16). Lynn carried the additional title of assistant head coach in New York in 2014 and with the Bills for his two seasons there.

Lynn spent the last two seasons (2015-16) with the Bills, including the final 14 games of the 2016 season as their offensive coordinator and the final game of the year as their interim head coach. The Bills led the NFL in both of Lynn's seasons in both rushing yards (2,630 in 2016 and 2,432 in 2015) and rushing touchdowns (29 in 2016 and 19, tie in 2015). The Bills also led the League in average yards per carry (5.3 in 2016 and 4.8, tie in 2015) in each of his two seasons in Upstate New York. More impressively, at his last two coaching stops (New York and Buffalo), his teams combined to rush for 18,218 yards during

that span (2009-16), the most combined yards in the NFL over that time period. In Los Angeles, Lynn will take over a team with a workhorse running back in Melvin Gordon, who broke out with 1,416 yards from scrimmage and 12 touchdowns in 2016.

The fact that Lynn is coaching today is a miracle in and of itself. Back in 2005, early in Lynn's first season with the Cowboys, he was hit by a drunk driver while crossing a street. The impact was so violent that it's a miracle he survived. The accident happened as Lynn was leaving a restaurant following dinner with several Cowboys coaches. The impact threw him an estimated 40-50 feet and he landed on top of a parked Volkswagen. The force of the impact totaled the car. Pittsburgh Steelers Offensive Coordinator Todd Haley was with Lynn at the time. He narrowly avoided being hit himself and was the first to render aid to Lynn. The damage tally was extensive – two collapsed lungs, three broken ribs, major facial and shoulder damage that required four surgeries and temporary paralysis – yet despite it all, Lynn walked out of the hospital in less than two weeks.

Lynn was raised in Texas by a single mom, Betty Jackson, a former all-state basketball player who had coaching aspirations herself. Lynn's maternal grandfather, Tommy Lynn, a farmer and former baseball catcher, helped raise Anthony. Mother and grandfather helped instill a tireless work ethic in Lynn at an early age. By 13, he was working 40-60 hour weeks doing construction in the summertime. He worked his way up the construction ladder and had become a foreman by the time he was in high school. One of his responsibilities was driving his crew to job sites for a company that built shopping malls and custom homes. It spurred an interest in interior design and Lynn initially studied interior fashion design in college.

Lynn has since reconnected with his father, Donald Wilson, a Los Angeles native who once tried out for the Dodgers as a left-handed pitcher. Wilson now resides in Corona.

Lynn is married to Stacey Bell Lynn. He has two children, son, D'Anton, and daughter, Danielle. Stacey is a news anchor at WNBC in New York City. D'Anton played football collegiately at Penn State and professionally with the New York Jets and the Canadian Football League's Hamilton Tiger-Cats. Danielle studied at the University of Oklahoma and is currently in graduate school at the University of North Texas.

Anthony Lynn's Coaching Experience

2000-02 – Offensive Asst./Asst. to Spec. Tms., Broncos
2003-04 – Running Backs, Jaguars
2005-06 – Running Backs, Cowboys
2007-08 – Running Backs, Browns

Anthony Lynn's Coaching Experience

2009-13 – Running Backs, Jets
2014 – Running Backs/Asst. Head Coach, Jets
2015-16 – Running Backs/Asst. Head Coach, Bills
2017 – Head Coach, Chargers



GEORGE STEWART

Special Teams Coordinator–
Assistant Head Coach
29th NFL Season
1st season with Chargers

A longtime NFL assistant coach, George Stewart takes over as the Chargers' special teams coordinator and assistant head coach after spending the last 10 seasons as the wide receivers coach for the Minnesota Vikings.

Last season, wide receiver Cordarrelle Patterson was named to his second-career Pro Bowl after leading the NFL in kickoff return average for the third time in his career, a league record. The Vikings also for the first time since 1981 had three players top 800 yards receiving, including wide receivers Stefon Diggs and Adam Thielen.

A native of Little Rock, Ark., Stewart was a standout guard at the University of Arkansas from 1977-80. The Razorbacks played in four straight bowl games during his tenure and won the Southwest Conference title in 1979. Stewart, who was named to the Razorbacks' All-Decade Team for the 1970s, earned All-SWC honors as a junior in 1979, and he was a team captain as a senior in 1980. Stewart signed with the Kansas City Chiefs as an undrafted rookie in 1981 but spent the season on "Reserve-Injured."

Stewart entered the coaching ranks in 1983 as a graduate assistant at Arkansas, working under the famed Lou Holtz. He followed Holtz to the University of Minnesota a year later, taking over as the Golden Gophers' offensive line coach. Under Holtz, the Gophers made a rapid turnaround, finishing 7-5 and beating Clemson in the 1985 Independence Bowl, Minnesota's first bowl victory since the 1962 Rose Bowl. In 1986, Stewart joined Holtz at Notre Dame

as linebackers coach. In Stewart's third and final season in South Bend in 1988, the Irish finished 12-0 and defeated West Virginia in the Fiesta Bowl en route to being crowned national champions.

Stewart spent the first 11 seasons of his NFL career (1989-99) coaching special teams, first in Pittsburgh (1989-91) under the legendary Chuck Noll, then in Tampa Bay (1992-95), where he also coached tight ends for two seasons, and finally in San Francisco (1996-99) where he worked under both Bill Walsh and George Seifert. Stewart helped Pittsburgh's Rod Woodson earn Pro Bowl honors as a returner three straight years (1989-91) and he saw kicker Mike Husted earn All-Rookie honors in Tampa Bay in 1993. In San Francisco, one of Stewart's star pupils was Chargers Head Coach Anthony Lynn.

For the last 17 years, Stewart has coached wide receivers, including three seasons in San Francisco (2000-02), four in Atlanta (2003-06) and 10 in Minnesota (2007-16).

In San Francisco, the 49ers advanced to the playoffs five times in Stewart's seven seasons, including a trip to the NFC Championship Game in 1997. Under Stewart's guidance, Terrell Owens was selected to three-straight All-Pro teams and Pro Bowls from 2000-02.

In Atlanta, the Falcons won an NFC South title in 2004 and advanced to the NFC Championship Game.

In Minnesota, Stewart helped wide receiver Percy Harvin earn multiple NFL Rookie of the Year honors in 2009, while fellow wideout Sidney Rice earned a Pro Bowl nod that same season after ranking second in the NFC with 1,312 receiving yards. Harvin, the Vikings' top return man, set a Vikings franchise record with 2,081 total net yards. Also with Minnesota, Stewart oversaw Patterson's earning of first-team All-Pro and Pro Bowl accolades as the NFL's top kick returner as a rookie in 2013. And finally in 2015, Stewart helped Stefon Diggs earn All-Rookie honors after becoming the first rookie in franchise history to lead the team in receptions.

George Stewart's Coaching Experience

1983 — Graduate Assistant, University of Arkansas
1984-85 — Offensive Line, University of Minnesota
1986-88 — Linebackers, Notre Dame
1989-91 — Special Teams, Steelers
1992-93 — Special Teams & Tight Ends, Buccaneers
1994-95 — Special Teams, Buccaneers

George Stewart's Coaching Experience

1996-99 — Special Teams, 49ers
2000-02 — Wide Receivers, 49ers
2003-06 — Wide Receivers, Falcons
2007-16 — Wide Receivers, Vikings
2017 — Special Teams Coordinator–Assistant HC, Chargers



KEN WHISENHUNT

Offensive Coordinator
30th NFL Season
3rd season with Chargers

Ken Whisenhunt returns for his third season as offensive coordinator in his second stint in 2017.

Whisenhunt re-joined the Chargers in 2016 and the Bolts were the only team in the NFL to feature six players with at least 35 catches, 400 yards receiving and two touchdown catches. Philip Rivers threw for 4,386 yards and 33 touchdowns, tied for second-most in a season in franchise history. The Chargers stretched the field as Rivers completed a career-high 16 passes of 40 yards or longer. Tyrell Williams led the Chargers with 1,059 receiving yards and a 15.3 yards-per-catch average. And Melvin Gordon ranked 10th in the NFL with a team-leading 1,416 yards from scrimmage while tying for ninth with 12 total touchdowns.

A native of Augusta, Ga., Whisenhunt played quarterback and tight end at Georgia Tech from 1980-84. In 1985, the

Falcons drafted him in the 12th round and he played nine seasons in the NFL, including four with the Falcons (1985-88), two with the Washington Redskins (1989-90) and three with the New York Jets (1991-93). He played in 74 games during his career and caught 62 passes for 601 yards and six scores.

Whisenhunt earned a degree in civil engineering from Georgia Tech and entered the coaching field in 1995, spending two seasons (1995-96) as the special teams and tight ends coach at Vanderbilt.

In 1997, Whisenhunt landed his first NFL coaching job tutoring tight ends with Baltimore (1997-98). It led to stints with the Cleveland Browns (1999), Jets (2000) and Pittsburgh Steelers (2001-03). In 2004, Whisenhunt was named the Steelers' offensive coordinator. At the conclusion of his second season (2005), he earned a Super Bowl ring after Pittsburgh defeated Seattle, 21-10, in Super Bowl XL. Quarterback Ben Roethlisberger was Whisenhunt's star pupil in the "Steel City."

Whisenhunt earned his first head coaching position with Arizona in 2007. He spent six seasons with the Cardinals (2007-12), winning a franchise-record 49 games. Arizona went 4-2 in the postseason and represented the NFC in Super Bowl XLIII in 2008.

Whisenhunt worked closely with Kurt Warner in Arizona.

They helped lead the Cardinals to their Super Bowl appearance and back-to-back NFC West titles in 2008-09, the Cardinals' first titles since 1975 and their first back-to-back division crowns since 1974-75. Whisenhunt became the first Cardinals coach to go .500 or better in his first six seasons with the team and the Cardinals were one of the NFL's best home teams under Whisenhunt as they combined to go 33-18 at University of Phoenix Stadium, including 3-0 in the playoffs. The Cardinals also went 7-2 under Whisenhunt in overtime games.

Whisenhunt is in his second stint with the Chargers. He first joined the team in 2013, helping the Bolts to a 9-7 season that was followed by a win at Cincinnati in the AFC Wild Card Playoffs. Philip Rivers enjoyed one of the finest seasons of his career while working in tandem with Whisenhunt. He was named NFL Comeback Player of the Year and selected to the Pro Bowl after completing a team-record and NFL-leading 69.5 pct. of his passes for 4,478 yards and 32 touchdowns with just 11 interceptions. It all added up to a team-record tying 105.5 passer rating. Rivers completed a

then-team-record 378 passes for the Chargers in 2013.

Whisenhunt left San Diego after the 2013 season to become the head coach in Tennessee. The Titans' head coach in 2014 and for the first eight weeks in 2015, Whisenhunt helped mold quarterback Marcus Mariota, the Titans' top pick in the 2015 NFL Draft.

Whisenhunt is an avid golfer. As a teen, he worked the 18th-hole manual scoreboard at the Masters golf tournament. He's played the course a number of times, including May 2008 when he shot an even par 72 that featured an eagle two on the par-4 11th hole. Whisenhunt contemplated a career in professional golf and after retiring as a player in 1993, he spent a year away from football and played golf extensively, including competing in the '94 U.S. Mid-Amateur at the Hazeltine National Golf Club in Chaska, Minn. Whisenhunt's best career score is a 65 and he has made two holes-in-one during his lifetime.

Whisenhunt and his wife, Alice, have a son, Kenneth, Jr., and a daughter, Mary Ashley.

Ken Whisenhunt's Coaching Experience

1995-96 — Special Teams & Tight Ends, Vanderbilt
 1997-98 — Tight Ends, Ravens
 1999 — Special Teams, Browns
 2000 — Tight Ends, Jets
 2001-03 — Tight Ends, Steelers

Ken Whisenhunt's Coaching Experience

2004-06 — Offensive Coordinator, Steelers
 2007-12 — Head Coach, Cardinals
 2013 — Offensive Coordinator, Chargers
 2014-15 — Head Coach, Titans
 2016-17 — Offensive Coordinator, Chargers



GUS BRADLEY

Defensive Coordinator
 12th NFL Season
 1st season with Chargers

Gus Bradley joins the Chargers as defensive coordinator in 2017 after spending the past four seasons (2013-16) as the head coach of the Jacksonville Jaguars.

The Jaguars ranked sixth in the NFL in overall defense in 2016, surrendering just 321.7 yards per game, while ranking fifth against the pass (215.2 ypg).

A native of Zumbrota, Minn., Bradley went to college at North Dakota State where played free safety and was the team's punter. A four-time Academic All-North Central Conference selection and a member of the Bison's 1988 national championship team, Bradley earned degrees in business administration and physical education from NDSU, as well as a master's degree in athletic administration.

Bradley began his coaching career at North Dakota State, spending two seasons (1990-91) as a graduate assistant, followed by a four-year run as the defensive coordinator and linebackers coach at Fort Lewis College (1992-95). For four months (December 1995-March 1996), Bradley also served as the head coach at Fort Lewis.

Bradley returned to North Dakota State in 1996 and spent the next 10 seasons (1996-05) serving in a number of different roles, including defensive coordinator, assistant head coach and linebackers coach. As NDSU's defensive coordinator in 2005, the Bison led the Great West Football Conference in scoring defense, pass defense, total defense and turnover margin.

Gus Bradley's Coaching Experience

1990-91 — Graduate Assistant, North Dakota State
 1992-95 — Defensive Coordinator/LBs, Fort Lewis College
 1996 — Linebackers Coach, North Dakota State
 1997-99 — Defensive Coordinator/LBs, North Dakota State
 2000-02 — Asst. HC/Def. Coord./LBs, North Dakota State
 2003-04 — Asst. HC/LBs Coach, North Dakota State

In 2006, Bradley landed his first NFL job in Tampa Bay. He spent one season (2006) as a defensive quality control coach and two (2007-08) as the Buccaneers' linebackers coach. Linebacker Derrick Brooks earned Pro Bowl appearances in each of his two seasons working with Bradley.

In 2009, the Seattle Seahawks hired Bradley as defensive coordinator and he helped mold Seattle's defense into one of the league's best. The Seahawks made postseason appearances following two of Bradley's four seasons (2009-12) in the Pacific Northwest. In 2009, the Seahawks posted two shutouts at home for the first time since 1986. In 2011, Seattle's defense ranked ninth in the NFL for just the sixth top-10 finish in the club's 36-year history and first since 1997. Three Seahawks defenders — Earl Thomas, Kam Chancellor and Brandon Browner — were selected to the Pro Bowl. And in his final season with the Seahawks in 2012, Seattle set franchise records for fewest points (15.3) and yards per game allowed (306.2), the former of which led the NFL. At the end of the 2012 season, Thomas was voted to his second consecutive Pro Bowl, while Richard Sherman earned first-team Associated Press All-Pro honors after leading the team and tying for second in the NFL with eight interceptions.

In 2013, Bradley was named the head coach of the Jacksonville Jaguars. In his first season, the Jaguars posted a 4-4 mark following the bye week, with three of the wins on the road. In 2014, Jacksonville showed significant improvement in sacking opposing quarterbacks. The Jags raised their sack total from 31 in Bradley's first season to 45 in his second (2014), a total that ranked sixth in the NFL. The Jaguars led the NFL with 12 sack/forced fumbles and ranked third with 19 total forced fumbles. In 2015, Jacksonville's offense produced 44 touchdowns, third in team history, and the team scored 376 points, fifth in team annals.

Bradley and his wife, Michaela, have four children; Carter, Anna, Eli and Ella.

Gus Bradley's Coaching Experience

2005 — Asst. HC/Def. Coord./LBs, North Dakota State
 2006 — Defensive Quality Control, Buccaneers
 2007-08 — Linebackers Coach, Buccaneers
 2009-12 — Defensive Coordinator, Seahawks
 2013-16 — Head Coach, Jaguars
 2017 — Defensive Coordinator, Chargers



JAMES CREGG

Assistant Offensive Line
6th NFL Season
1st season with Chargers

James Cregg joined the Chargers in 2017 as assistant offensive line coach after spending three seasons (2014-16) with Denver in that same capacity.

In Cregg's first year with the Broncos (2014), Denver's offensive line featured new starters at all five positions. Despite the changes, the Broncos allowed the fewest sacks in the NFL (17) and ranked fourth in the League in total offense (402.9 ypg). Tackle Ryan Clady earned his fourth-career Pro Bowl nod.

The Broncos won Super Bowl 50 in Cregg's second season in the Mile High City, defeating Carolina, 24-10. Denver's squad featured six new players who made starts along the offensive line.

A native of Syracuse, N.Y., Cregg prepped at Norco (Calif.) High School before spending four years (1992-95) as an

offensive lineman at Colorado State University. He was a first-team All-Western Athletic Conference selection as a senior.

Cregg remained at Colorado State and landed his first coaching job as a defensive graduate assistant from 1997-99. After three seasons at his alma mater, Cregg moved on to Colgate (2000-03) and Idaho (2004-06), coaching the defensive line at both stops.

In 2007, Cregg landed his first NFL job as an assistant offensive line coach with the Oakland Raiders (2007-08). In 2009, he was hired to coach the offensive line at the University of Tennessee. That season, the Volunteers allowed just 12 sacks, tied for fewest on the Southeastern Conference.

Cregg spent just one season in Knoxville before moving out to California to become the offensive line coach at USC for the next four seasons (2010-13). Cregg coached first-team All-Pac-12 selections in each of his four years with the school, including offensive tackles and future NFL first-round picks Tyron Smith (No. 9, Dallas, 2011) and Matt Kalil (No. 4, Minnesota, 2012). In 2011, USC finished second in the nation in sacks allowed (eight) despite not starting a senior along the offensive line. Kalil was named first-team All-America, while guard Marcus Martin was chosen as a first-team Freshman All-America.

Cregg and his wife, Dayna, have a daughter, McKenzie.

James Cregg's Coaching Experience

1997-99 — Def. Grad. Assistant, Colorado State University
2000-03 — Defensive Line, Colgate University
2004-06 — Defensive Line, University of Idaho
2007-08 — Assistant Offensive Line, Raiders

James Cregg's Coaching Experience

2009 — Offensive Line, University of Tennessee
2010-13 — Offensive Line, University Southern California
2014-16 — Assistant Offensive Line, Broncos
2017 — Assistant Offensive Line, Chargers



CHRIS HARRIS

Assistant Defensive Backs
12th NFL Season
2nd season with Chargers

Former NFL safety Chris Harris joined the Chargers in 2016 as assistant secondary coach. By all accounts, his first season was a huge success as the Chargers led the NFL with 18 interceptions as a team, while cornerback Casey Hayward earned Pro Bowl honors for the first time in his career after leading the NFL and setting a career high with seven picks. The Chargers had 11 different players record at least one interception in 2016, most in the NFL and the most in team annals since 2004.

A native of Little Rock, Ark., Harris played collegiately at Louisiana-Monroe (2001-04) where he ranks fourth in school history in career tackles (383) and third in interceptions (14), including a school-record-tying seven in 2004.

An eight-year NFL pro, Harris was a sixth-round pick of the Chicago Bears (181st overall) in 2005. He played four seasons with the Bears over two separate stints from 2005-06 and 2010-11. Harris was named second-team All-Pro by the Associated Press in 2010 and he was named one of the Bears' Brian Piccolo Award winners as a rookie in 2005. Besides Chicago, Harris also played for the Carolina Panthers (2007-09), Detroit Lions (2011) and Jacksonville Jaguars (2012), totaling 422 tackles, 16 interceptions, 13 forced fumbles, nine fumble recoveries and 37 passes defended. He appeared in 101 career games and made 88 starts. In 2007, Harris racked-up a franchise-record eight forced fumbles for the Panthers.

Harris started seven playoff games during his career, including Super Bowl XLI for the Bears. During that game, he famously intercepted Colts quarterback Peyton Manning. Harris' career postseason statistics include 48 tackles, one interception and two forced fumbles.

Harris began his coaching career as a defensive quality control coach for the Bears, working primarily with the team's safeties. He coached in Chicago from 2013-14.

Harris and his wife, Kenetria, have three sons — Jayce, Jaxon and Jett — and a daughter, Skylar.

Chris Harris' Coaching Experience

2013-14 — Quality Control—Defense, Bears

Chris Harris' Coaching Experience

2016-17 — Assistant Defensive Backs, Chargers



ERIC HENDERSON

Assistant Defensive Line
4th NFL Season
1st season with Chargers

Former NFL defensive lineman Eric Henderson will serve his first season as the Chargers assistant defensive line coach in 2017.

A native of New Orleans, La., Henderson was a three-time All-Atlantic Coast Conference defensive end at Georgia Tech before spending three years in the National Football League with the Cincinnati Bengals (2006-08). As a collegian, Henderson set a school record at Georgia Tech for career tackles for loss (59.5) while also racking up 175 tackles, 25 sacks, eight pass breakups and seven forced fumbles. Following his NFL career, Henderson spent three seasons (2009-11) with the Las Vegas Locomotives of the United Football League, helping the

Eric Henderson's Coaching Experience

2012 — Defensive Assistant, Georgia Military College
2013-14 — Graduate Assistant, Oklahoma State University
2015 — Quality Control/Defense, Oklahoma St. University

team win a pair of League championships.

In 2012, Henderson segued into coaching as a defensive assistant at Georgia Military College, where he worked with the outside linebackers and secondary. Henderson helped coach the Bulldogs to a 7-4 record and an appearance in the CHAMPS Heart of Texas Bowl.

In 2013, Henderson moved on to Oklahoma State where he spent two seasons (2013-14) as a graduate assistant and a third (2015) as a defensive quality control coach. During his three years in Stillwater, the Cowboys went 27-12 and made three bowl appearances. Henderson helped tutor defensive end Emmanuel Ogbah, who earned All-America accolades; was named Big 12 Conference Defensive Player of the Year in 2015, and was drafted in the second round of the 2016 NFL Draft (32nd overall) by the Cleveland Browns.

Henderson spent the 2016 season as the defensive line coach at Texas-San Antonio. The Roadrunners went 6-6 during the regular season before facing New Mexico in the Gildan New Mexico Bowl.

Henderson earned a bachelor's degree in management from Georgia Tech and is working toward a master's degree in educational psychology.

Eric Henderson's Coaching Experience

2016 — Defensive Line, University of Texas-San Antonio
2017 — Assistant Defensive Line, Chargers



D'ANTON LYNN

Defensive Assistant
4th NFL Season
1st season with Chargers

D'Anton Lynn joins the Chargers as a defensive assistant after spending two seasons (2015-16) in the same capacity in Buffalo.

A native of Plano, Texas, Lynn played cornerback at Penn State (2008-11) where he was a three-time honorable

mention All-Big Ten selection. In 2012, Lynn signed with the New York Jets as an undrafted free agent and spent time in their training camp in 2012. In 2013, he played for the Canadian Football League's Hamilton Tiger-Cats.

Lynn transitioned into football administration with the Jets in 2013, spending one season (2013) in their scouting department and a second (2014) as a coaching staff seasonal intern.

The son of Chargers Head Coach Anthony Lynn, D'Anton joined his father in Buffalo in 2015, spending two seasons as the Bills' defensive assistant. In 2016, the Bills owned the NFL's sixth-ranked pass defense. In his first season in Buffalo in 2015, the Bills held their opponents to the third-lowest completion percentage while racking up the sixth-most interceptions.

D'Anton Lynn's Coaching Experience

2014 — Season Intern, Jets
2015-16 — Defensive Assistant, Bills

D'Anton Lynn's Coaching Experience

2017 — Defensive Assistant, Chargers



JOHN McNULTY

Tight Ends
15th NFL Season
2nd season with Chargers

John McNulty heads into his second year with the Chargers in 2017 as the team's tight ends coach.

The results in McNulty's first season in 2016 were outstanding. Veteran Antonio Gates tied the NFL record for career touchdowns by a tight end and the Chargers' tight ends caught a combined 15 touchdown passes to lead the League. Rookie Hunter Henry led the Bolts with eight touchdown catches, tied for most in the NFL by a tight end, and tied for second in the league among rookies. Henry's 478 receiving yards also led all rookie tight ends.

A native of Scranton, Penn., McNulty is a former Penn

State safety (1988-90) who played on two bowl teams while earning a degree in business management.

McNulty began his coaching career in 1991 as a graduate assistant at Michigan. He spent four seasons with the Wolverines (1991-94) before catching on at Connecticut from 1995-97. In 1998, he moved up to the NFL as a quality control coach with the Jacksonville Jaguars. McNulty spent five seasons in Jacksonville and in 2003, he spent a year as the wide receivers coach for the Dallas Cowboys. He returned to the college ranks at Rutgers in 2004, serving in a variety of capacities for the Scarlet Knights, including offensive coordinator. Rutgers' 2007 squad set school records for total offense, points and first downs, while the unit became the first in NCAA history to feature a 3,000-yard passer, a 2,000-yard rusher and two 1,000-yard receivers in the same season.

McNulty returned to the NFL in 2009. He coached in Arizona from 2009-12, in Tampa Bay in 2013 and in Tennessee from 2014-15 before latching on with the Chargers. In Arizona, McNulty coached wide receivers for three seasons (2009-11) and quarterbacks for one (2012).

Continued next page

John McNulty, cont.

Under McNulty's guide, wide receiver Larry Fitzgerald was selected to three Pro Bowls, he was twice named All-Pro, and he led the NFL in touchdown receptions in 2010. In Tampa Bay, McNulty tutored quarterback Mike Glennon, an All-Rookie pick in 2013. In Tennessee, McNulty also coached quarterbacks. His star pupil in Nashville was rookie Marcus Mariota, the second overall pick in the 2015 NFL

Draft. Mariota earned All-Rookie honors under McNulty's watch after finishing the season with the highest passer rating among rookies (91.5), earned after completing 62.2 percent of his passes for 2,818 yards with 19 touchdowns and only 10 interceptions.

McNulty and wife, Kim, have four daughters: Abigail, Allison, Megan and Kaitlyn.

John McNulty's Coaching Experience

1991-94 — Graduate Assistant, University of Michigan
1995-97 — Wide Receivers, University of Connecticut
1998-99 — Offensive Quality Control, Jaguars
2000-02 — Wide Receivers, Jaguars
2003 — Wide Receivers, Cowboys
2004-05 — Wide Receivers, Rutgers University
2006 — Asst. Off. Coord./Quarterbacks, Rutgers University

John McNulty's Coaching Experience

2007-08 — Off. Coord./Quarterbacks, Rutgers University
2009-11 — Wide Receivers, Cardinals
2012 — Quarterbacks, Cardinals
2013 — Quarterbacks, Buccaneers
2014-15 — Quarterbacks, Titans
2016-17 — Tight Ends, Chargers



PAT MEYER

Offensive Line
6th NFL Season
1st season with Chargers

A 20-year coaching veteran, Pat Meyer is in his first season as the offensive line coach for the Chargers.

Meyer joined the Chargers from Buffalo where he spent the last two seasons (2015-16), his first as a football operations consultant, and his second as an offensive assistant. A native of Youngstown, Ohio, Meyer was an all-state selection and a four-year starter at Girard (Ohio) High School where he lettered in football wrestling, basketball, baseball and track. Meyer left Ohio for college, heading to Colorado State, where he went on to become a three-time All-Western Athletic Conference pick. As a senior in 1994, Meyer was a team captain, a first-team all-conference pick and an Academic All-America. He earned a bachelor's degree in exercise and sports science. In 1995, Meyer signed with the NFL's Arizona Cardinals as an undrafted rookie free agent and in 1996, he played for the Arena Football League's St. Louis Stampede.

Meyer entered the coaching ranks in 1997 as a graduate assistant at Memphis. He held a variety of posts for the Tigers, including offensive assistant, assistant strength

coach and director of strength and conditioning. From 2000-05, Meyer oversaw the strength and conditioning program at North Carolina State where the team's star player was Chargers quarterback Philip Rivers. In 2006, Meyer spent a year as NC State's offensive line coach before returning to strength and conditioning at Florida State in 2007.

In 2008, Meyer returned to his alma mater, Colorado State, where he again served in a variety of capacities, including offensive coordinator from 2010-11. During his four seasons (2008-11) in Fort Collins, six CSU offensive linemen signed with NFL teams.

In 2012, Meyer crossed the Canadian border to become the offensive line coach and later the offensive coordinator for the CFL's Montreal Alouettes. That year, Montreal tied for first in the CFL in touchdowns, while finishing second in passing and third in overall scoring.

Meyer returned to the States in 2013 to join the Chicago Bears, first as an assistant offensive line coach before taking over the position outright in 2014. Under Meyer's tutelage, guard Kyle Long earned consecutive Pro Bowl appointments as he became the Bears' first offensive lineman selected to the Pro Bowl since 2006 and the team's first rookie to be selected at an offensive position since 1965 (running back Gale Sayers). In Meyer's first season in Chicago (2013), the Bears allowed just 30 sacks, tied for fourth-fewest in the NFL.

Meyer and his wife, Erin, have three daughters – Christina, Emma and Sophia. A former runner, Meyer is a five-time marathon finisher.

Pat Meyer's Coaching Experience

1997 — Graduate Assistant, University of Memphis
1998 — Offensive Assistant, University of Memphis
1999 — Assistant Strength Coach, University of Memphis
2000 — Dir. of Strength and Cond., University of Memphis
2000-05 — Dir. of Strength and Cond., No. Carolina St. University
2006 — Offensive Line, North Carolina State University
2007 — Strength and Cond., Florida State University
2008 — Offensive Line, Colorado State University

Pat Meyer's Coaching Experience

2009 — Off. Line/Run Game Coord., Colorado St. University
2010-11 — Offensive Coordinator, Colorado State University
2012 — Offensive Coordinator/Off. Line, Montreal Alouettes
2013 — Assistant Offensive Line, Bears
2014 — Offensive Line, Bears
2015 — Football Operations Consultant, Bills
2016 — Offensive Assistant, Bills
2017 — Offensive Line, Chargers



RON MILUS

Defensive Backs
18th NFL Season
5th season with Chargers

Chargers Defensive Backs Coach Ron Milus added a fourth-consecutive Pro Bowl performer to his stable in 2016 when cornerback Casey Hayward led the NFL and set a career high with seven interceptions.

Hayward went on to become the first Chargers defender to capture the NFL's interceptions crown outright since 2007. With Hayward leading the way, the Chargers led the NFL with 18 picks and the team recorded at least one takeaway in 15 of 16 games. The Chargers had 11 different players record at least one interception in 2016, most in the NFL by any one team and the most by a Chargers squad since 2004.

Prior to Hayward, former safety Eric Weddle earned Pro Bowl invitations in both 2013 and '14 and cornerback Jason Verrett earned all-star honors in 2015. During Milus' first season with the Chargers in 2013, the defense recorded 10 interceptions in their last nine games of the season, playoffs included, after intercepting just four in the sea-

son's first nine games. And in 2014, the Chargers ranked fourth in the NFL in pass defense. In 2015, Verrett led the team in interceptions and passes defended.

A native of Tacoma, Wash., Milus was a cornerback and return specialist at the University of Washington in the mid-1980s. He moved into coaching in 1988, starting at Tacoma's Lincoln High School. That led to a graduate assistant's position at Washington and then ultimately a seven-year stint as the Huskies' defensive backs coach. Washington made two Rose Bowl appearances during Milus' tenure and led the nation with 22 interceptions in 1993.

Milus moved on to the NFL in 2000, joining the Denver Broncos as defensive backs coach. In his first season, the secondary racked up 21 interceptions, its highest total since 1987. A year later in 2001, cornerback Deltha O'Neal

made the Pro Bowl after tying for third in the NFL with nine interceptions. Milus spent three seasons in Denver before splitting time between Arizona, the New York Giants, St. Louis and Carolina. He returned to Denver for a second stint in 2011.

In 2012, the Broncos led the NFL in fewest yards allowed per pass play. They ranked second in total defense and third in pass defense en route to winning the AFC West with a 13-3 record and earning the top seed in the AFC playoffs. Cornerback Chris Harris returned two of his three interceptions for touchdowns and veteran corner Champ Bailey was selected to the Pro Bowl for the 12th time in his career.

Milus and wife, Sandra, have two sons – Ryan and Bobby.

Ron Milus' Coaching Experience

1988-90 — Defensive Backs, Lincoln High School
 1991 — Graduate Assistant, University of Washington
 1992-98 — Defensive Backs, University of Washington
 1999 — Defensive Backs, Texas A&M University
 2000-01 — Defensive Backs, Broncos
 2002 — Nickel Backs, Broncos
 2003 — Defensive Backs, Cardinals

Ron Milus' Coaching Experience

2004-05 — Secondary, Giants
 2006-07 — Assistant Secondary, Rams
 2008 — Secondary, Rams
 2009-10 — Secondary, Panthers
 2011-12 — Secondary, Broncos
 2013-15 — Secondary, Chargers
 2016-17 — Defensive Backs, Chargers



MARK RIDGLEY

Offensive Assistant
 6th NFL Season
 6th season with Chargers

After spending four seasons as a special assistant in an administrative capacity and assisting with the Chargers' running backs, Mark Ridgley was promoted to quality control coach for the offense in 2016 and offensive assistant in 2017. Ridgley's primary on-field focus has been to work closely with the team's running backs.

In 2016, running back Melvin Gordon had a breakout year,

pace the squad with 12 total touchdowns, including 10 rushing. He fell just three yards shy of a 1,000-yard season as his 997-yard tally ranked 13th in the NFL. Showing good hands out of the backfield, Gordon tacked on an additional 419 yards receiving to finish the season with 1,416 yards from scrimmage, good for 10th in the entire league.

A native of Pittsburgh, Pa., Ridgley earned a degree in economics from the University of Pittsburgh while working as a student manager for the Panthers' football team. He also received a master's of education from Central Michigan.

Ridgley began his career as an academic graduate assistant at the University of Pittsburgh before accepting a position as the defensive graduate assistant at Central Michigan University. Chargers safety Jahleel Addae played for the Chippewas during Ridgley's tenure on the staff.

Ridgley and wife, Casey, were married in 2015.

Mark Ridgley's Coaching Experience

2008-09 — Academic Graduate Assistant, Univ. of Pittsburgh
 2010-11 — Defensive Graduate Assistant, Central Mich. Univ.
 2012-13 — Coaching Administrative Asst., Chargers

Mark Ridgley's Coaching Experience

2014-15 — Special Asst. to the Head Coach, Chargers
 2016 — Quality Control—Offense, Chargers
 2017 — Offensive Assistant, Chargers



ALFREDO ROBERTS

Running Backs
 21st NFL Season
 1st season with Chargers

Former NFL tight end Alfredo Roberts is in his first season with the Chargers. A long-time NFL assistant coach who has worked primarily with tight ends, this marks Roberts' first stint coaching running backs.

Roberts most recently spent four seasons (2012-15) coaching tight ends in Indianapolis. In 2014, Colts tight ends combined for 18 touchdown catches. Coby Fleener and Dwayne Allen became the first pair of tight ends in NFL history to score eight touchdowns apiece in a single season.

A native of Ft. Lauderdale, Fla., Roberts graduated from the University of Miami (Fla.), where he was a member of two national championship teams as a tight end. The first

came under Howard Schnellenberger in 1983, which also was the school's first national championship, and the second came in 1987 under Jimmy Johnson. Roberts played on five bowl teams for the Hurricanes, including two Orange Bowls, two Fiesta Bowls and one Sugar Bowl.

Roberts was an eighth-round pick by the Kansas City Chiefs in the 1988 NFL Draft. He spent three seasons with the team. In 1991, he joined the Dallas Cowboys and was part of two Super Bowl championship teams under the guidance of Johnson in 1992 and '93. Roberts played in every game for five consecutive seasons until his career ended in 1994 following foot and knee injuries. He finished his career with 50 catches for 476 yards and two touchdowns in 82 career games, playoffs included.

Roberts began his coaching career in 1999 as a member of the inaugural coaching staff at Florida Atlantic University. He coached there from 1999-02, including his final two seasons as the Owls' wide receivers coach.

In 2003, Roberts accepted his first NFL coaching position as the tight ends coach for the Jacksonville Jaguars (2003-06). It was followed by similar posts with the Cleveland Browns (2007-08) and Tampa Bay Buccaneers (2009-11).

Continued next page

In Roberts' first season with the Browns, Kellen Winslow had his first Pro Bowl season after catching 82 passes for a career-high 1,106 yards and five touchdowns. Winslow followed Roberts to Tampa Bay and in three seasons together there, Winslow caught 218 passes for 2,377 yards and 12 touchdowns. During their first season in Tampa Bay (2009),

Winslow's 77 catches and 884 yards were both franchise season marks for a tight end.

Roberts and his wife, Angel, have twin sons, Avery and Austin, and one daughter, Alyssa. Avery attends Florida Atlantic University, while Austin is a tight end for the UCLA Bruins.

Alfredo Roberts' Coaching Experience

- 1999-00 — Assistant Coach, Florida Atlantic University
- 2001-02 — Wide Receivers, Florida Atlantic University
- 2003-06 — Tight Ends, Jaguars
- 2007-08 — Tight Ends, Browns

Alfredo Roberts' Coaching Experience

- 2009-11 — Tight Ends, Buccaneers
- 2012-15 — Tight Ends, Colts
- 2017 — Running Backs, Chargers



DAN SHAMASH

Quality Control—Offense
9th NFL Season
1st season with Chargers

Dan Shamash joins the Chargers as the team's new quality control coach for offense. He does so after spending the last three seasons (2014-16) as the quality control coach for defense with the Jacksonville Jaguars.

A native of New York, N.Y., Shamash earned his undergraduate degree from Carnegie Mellon University in 2008. He was a three-year letterman for the Tartans at inside linebacker and he helped CMU to an 11-1 record in 2006, the team's winningest season in school history.

Shamash began his NFL career as an intern in the special events and game operations department with the New York

Jets in 2008 at the same time he was working as a defensive assistant at Columbia University. That same year, the Jets offered Shamash a position as a coaching assistant.

In 2009, Shamash was hired as an offensive assistant in Cleveland where he worked with the offensive line in 2009 and assisted the tight ends and running backs in 2010. Shamash also was responsible for opponent film breakdowns, in addition to self-scout and analysis of the Browns' offense. With the Browns, he worked directly with offensive coordinator Brian Daboll in preparation for daily practice scripting, scheduling and game planning and he spent time with Head Coach Eric Mangini on studying situational football.

Shamash had a brief stint at Pace University coaching tight ends and running backs coach in 2011, before leaving to join the NFL office and the Jets as a consultant for the '11 season.

From 2012-13, Shamash served in the role of quality control to the head coach in Tampa Bay where he assisted then-head coach Greg Schiano in football aspects ranging from situational football and game management to daily practice, squad meetings and research projects.

Shamash and his wife, Cassie, have one daughter, Liana.

Dan Shamash's Coaching Experience

- 2008 — Defensive Assistant, Columbia University
- 2008 — Coaching Assistant, Jets
- 2009-10 — Offensive Assistant, Browns

Dan Shamash's Coaching Experience

- 2012-13 — Quality Control to Head Coach, Buccaneers
- 2014-16 — Defensive Quality Control, Jaguars
- 2017 — Quality Control—Offense, Chargers



NICK SIRIANNI

Wide Receivers
9th NFL Season
5th season with Chargers

Nick Sirianni will coach the Chargers wide receivers for a second season in 2017. A former quality control and quarterbacks coach, this is Sirianni's fifth season with the team.

Under Sirianni's guidance, Tyrell Williams enjoyed a breakout season for the Chargers in 2016. In just his second NFL season, Williams led the Bolts with 69 catches and 1,059 yards. He became just the 15th player in franchise history to top 1,000 yards. Three of the Chargers' top four pass catchers in 2016 were wide receivers as Williams, Dontrelle Inman and Travis Benjamin combined to catch 174 passes for 2,546 yards and 15 touchdowns. Williams and Benjamin each caught six passes of 40 yards or longer, tied for most in the League.

A native of Jamestown, N.Y., Sirianni won three NCAA Division III National Championships (2000-02) as a wide receiver at the University of Mount Union in Alliance, Ohio. A three-year starter, he earned All-Ohio Athletic Conference honors as a senior after a career-high 13 touchdown catches. Sirianni spent one season (2005) playing in the Atlantic Indoor Football League with the Canton Legends

before transitioning into coaching. He coached defensive backs at Mt. Union during the 2004-05 seasons and helped lead the Purple Raiders to another national title in 2005.

Sirianni spent three seasons (2006-08) coaching wide receivers at Indiana University in Pennsylvania before landing his first NFL job with the Kansas City Chiefs in 2009. From 2009-11, he was an offensive quality control coach for the Chiefs and in 2012 he coached the team's wide receivers. In 2010, Sirianni worked with the Chiefs' quarterbacks and helped Matt Cassel achieve All-Pro honors.

Sirianni originally joined the Chargers in 2013 as a quality control coach on offense before spending the 2014-15 seasons coaching quarterbacks. Philip Rivers went to the Pro Bowl in 2014 and in 2015, he enjoyed a record-breaking season as he set new franchise marks for attempts and completions, while passing for 4,792 yards, 10 shy of the franchise record. Rivers set a team-record with five-straight 300-yard games in 2015, including the first 500-yard game in team history, and he threw 29 touchdown passes.

Sirianni's brother, Mike, is the head coach at Washington and Jefferson College in Washington, Pa. A six-time Presidents' Athletic Conference Coach of the Year, including 2012-14, Sirianni owns a .810 winning percentage (128-30), which is the highest in school history. In 2016, the Presidents went 9-2, including a 38-31 victory over Brockport State (N.Y.) in the ECAC Presidents Bowl at Franklin Field in Philadelphia. Brother, Jay, is a former head coach at their alma mater, Southwestern Central High School in Jamestown where their father, Fran, also spent nine years as the varsity

head coach. Under Jay, Southwestern Central won New York state championships in 2008 and '09. He stepped down from

coaching at Southwestern Central in 2015. Sirianni and his wife, Brett, have a son, Jacob.

Nick Sirianni's Coaching Experience

2004-05 — Defensive Backs, University of Mount Union
2006-08 — Wide Receivers, Indiana University (Pa.)
2009-11 — Offensive Quality Control, Chiefs
2012 — Wide Receivers, Chiefs

Nick Sirianni's Coaching Experience

2013 — Quality Control-Offense, Chargers
2014-15 — Quarterbacks, Chargers
2016-17 — Wide Receivers, Chargers



GIFF SMITH

Defensive Line
7th NFL Season
2nd season with Chargers

Long-time defensive line coach Giff Smith heads into his second season coaching the position for the Chargers.

The Chargers' defensive line performed beyond admirably in Smith's first season. As a unit, the Bolts boasted the NFL's 10th-ranked rush defense. The Chargers held nine of their 16 opponents to less than 100 yards on the ground and recorded the NFL's second-highest percentage of tackles for loss. Smith's star pupil was defensive end Joey Bosa, who captured NFL Defensive Rookie of the Year honors after leading the Chargers and all NFL rookies with 10.5 sacks. Despite playing in just 12 games, Bosa also led the Chargers in tackles for loss and quarterback pressures. As a unit, the Chargers defensive line accounted for nearly half (16) of the team's 35 sacks on the season.

A native of Mableton, Ga., Smith was a three-time All-America defensive end at Georgia Southern. He was a team captain as a senior and a part of three NCAA I-AA national title teams (1986, 1989, 1990) for the Eagles.

Smith launched his coaching career as a graduate assis-

tant at Arkansas (1991-93) and Georgia (1994-95) before spending three seasons (1996-98) coaching wide receivers and the secondary at Georgia Southern. He went on to spend five seasons (1999-03) coaching the defensive line at Tulane before taking over as the defensive line coach at Georgia Tech in 2004. In 2007, the Yellow Jackets led the nation in sacks (47) and ranked second in tackles for loss. One of Smith's top players was Joe Anoa'i, a first-team All-ACC pick in 2006, who is now known as Roman Reigns and won World Wrestling Entertainment's (WWE) heavyweight championship in April 2016. Three additional linemen who played for Smith at Georgia Tech went on to play in the NFL. They include Michael Johnson, Vance Walker and Derrick Morgan.

Smith moved to the NFL in 2010, taking over as the defensive line coach for the Buffalo Bills. He spent three seasons in Buffalo (2010-12), during which time defensive tackle Kyle Williams was selected to the first two Pro Bowls of his career and defensive end Mario Williams had a 10.5-sack season.

Prior to joining the Chargers, Smith spent two years (2014-15) coaching the defensive line in Tennessee. In 2014, Smith helped the Titans implement a 3-4 scheme, and defensive tackle Jurrell Casey posted a career-high 13 tackles for loss. In 2015, the Titans racked up 39 sacks, tied for 12th in the league. The defensive line accounted for 13.5 of those sacks, including a team-high-tying seven by Casey, who was selected to his first-career Pro Bowl following the season.

Smith and his wife, Jennifer, have two children, Ava and Sam. In 2000, Smith was inducted into Georgia Southern's Athletic Hall of Fame.

Giff Smith's Coaching Experience

1991-93 — Graduate Assistant, University of Arkansas
1994-95 — Graduate Assistant, University of Georgia
1996 — Wide Receivers, Georgia Southern University
1997-98 — Secondary, Georgia Southern University
1999 — Defensive Line, Tulane University
2000 — Def. Line/Recruiting Coord., Tulane University

Giff Smith's Coaching Experience

2001-03 — Assoc. HC/Def. Line/Rec. Coord., Tulane University
2004-05 — Defensive Line, Georgia Tech
2006-09 — Defensive Line/Recruiting Coord., Georgia Tech
2010-12 — Defensive Line, Bills
2014-15 — Defensive Line, Titans
2016-17 — Defensive Line, Chargers



RICHARD SMITH

Linebackers
30th NFL Season
1st season with Chargers

A former defensive coordinator for the defending NFC Champion Atlanta Falcons, Richard Smith departed the Peachtree State after Super Bowl LI and he'll return to his native Los Angeles to join the Chargers as linebackers coach in 2017. Smith is one of the Chargers' most-experienced coaches with 29 years of NFL coaching under his belt.

Smith spent the last two seasons with the Falcons (2015-16). In his first, Atlanta's defense improved from 32nd to 16th in total defense and in his second, his unit helped carry the Falcons all the way to NRG Stadium and a date with New England in Super Bowl LI. One player who really excelled under Smith was outside linebacker Vic Beasley, who racked up 19.5 sacks over the last two seasons, including a league-leading 15.5 in 2016.

Smith is a former offensive lineman who played at Rio Hondo Junior College in California from 1975-76 before transferring to Fresno State (1977), where he helped the Bulldogs to the Pacific Coast Athletic Association title. Following his playing career, Smith transitioned into coaching, returning to Rio Hondo to coach the offensive line for two seasons (1979-80). That led to stints at Cal State-Fullerton (1981-83), California (1984-86), and Arizona (1987) before he landed his first NFL job with the Houston Oilers in 1988.

Smith coached in Houston from 1988-92, handling special teams, while also assisting with the tight ends, linebackers, and offensive line. During his time with the Oilers, Smith worked closely with Pro Football Hall of Fame offensive lineman Bruce Matthews. From 1993-96, Smith coached special teams and linebackers for two seasons for the Denver Broncos.

From 1997-02, Smith served as the linebackers coach in San Francisco. During his six seasons in the Bay Area, four 49ers linebackers earned Pro Bowl acclaim — Ken Norton, Jr., Lee Woodall, Winfred Tubbs and Julian Peterson. Smith spent the 2003-04 seasons as the assistant head coach and linebackers coach in Detroit.

In 2005, Smith landed his first post as a defensive coordinator with the Miami Dolphins. That year, Miami finished the season ranked second in the NFL with 49 sacks. That led to

Continued next page

Richard Smith, cont.

a three-year stint as the defensive coordinator for the Houston Texans (2006-08). Smith's defense in Houston produced two Pro Bowl and two second-team Associated Press All-Pro performers in outside linebacker DeMeco Ryans and defensive end Mario Williams.

Smith left Houston in 2009 and he spent the next six seasons coaching linebackers, including two in Carolina (2009-10) and four in Denver (2011-14). During his time in Carolina, the Panthers had one of the NFL's top overall defenses and they collected the third-most takeaways in the NFL. Linebacker Jon Beason also earned Pro Bowl honors in 2009.

In Denver, Smith coached on four straight playoff teams, including a 2013 squad that won the AFC title and faced Seattle in Super Bowl XLVIII. Cumulatively during his four seasons in Denver, the Broncos ranked third in the league in

rushing defense, fourth in third-down defense and seventh in total defense. Smith helped develop linebacker Von Miller, who has become one of the NFL's most dominant defenders. In 2011, Miller was named NFL Defensive Rookie of the Year and selected as a Pro Bowl starter after tying Denver's franchise rookie record with 11.5 sacks. In 2012, Miller set a team record with 18.5 sacks en route to being named first-team All-Pro and runner up for NFL Defensive Player of the Year. In 2014, Miller was selected to a third-career Pro Bowl after leading the Broncos and ranking sixth in the NFL with 14 sacks.

Smith has four children — Morgan, Aimee, Whitney and Travis — and is married to wife Renee.

Richard Smith's Coaching Experience

1979-80 — Offensive Line, Rio Hondo Junior College
1981-83 — Defensive Line, Cal-State Fullerton
1984-86 — Special Teams/Linebackers, California
1987 — Special Teams/Linebackers, Arizona
1988-92 — Special Teams/TE/LB/OL, Oilers
1993-94 — Special Teams/Linebackers, Broncos
1995-96 — Special Teams, Broncos
1997-02 — Linebackers, 49ers

Richard Smith's Coaching Experience

2003-04 — Asst. HC/Linebackers, Lions
2005 — Defensive Coordinator, Dolphins
2006-08 — Defensive Coordinator, Texans
2009-10 — Linebackers, Panthers
2011-14 — Linebackers, Broncos
2015-16 — Defensive Coordinator, Falcons
2017 — Linebackers, Chargers



SHANE STEICHEN

Quarterbacks
7th NFL Season
6th season with Chargers

A former assistant and quality control coach, Shane Steichen will coach quarterbacks for the Chargers for a second season in 2017.

In Steichen's first season as quarterbacks coach in 2016, Philip Rivers passed for 4,386 yards and he tossed 33 touchdown passes. It was the fifth-highest single-season yardage total of his career and seventh-highest in franchise history, and it was the second-highest season touchdown total of his career and tied for the second-highest season mark in franchise annals. Rivers also completed a career-high 16 passes of 40 yards or longer, a total that ranked second in the NFL.

A native of Sacramento, Calif., Steichen played quarterback at Oak Ridge High School in El Dorado Hills, Calif. He was named area MVP by the Sacramento Bee in 2002 after leading his squad to conference CIF sectional titles. Steichen went on to play collegiately at Nevada-Las Vegas,

where he left as the school's 12th all-time leading passer. He earned a degree in journalism and media studies and after graduation, spent one season as a student assistant and two as an offensive graduate assistant at UNLV.

Steichen worked as an offensive assistant at Louisville in 2010 before spending 2011-12 as a defensive assistant with the Chargers. He also spent 2013 as an offensive quality control coach in Cleveland, working with the quarterbacks. Because of injuries, three Browns quarterbacks started multiple games that season with each passing for over 300 yards at least once. It marked the first time in franchise history and sixth time in NFL history that it had ever happened.

From 2014-15, Steichen was an offensive quality control coach for the Chargers, working primarily with the team's wide receivers. In 2014, the Chargers were the only team in the NFL to feature four players with at least 778 yards receiving and four touchdown catches. Three of the four were wide receivers. The same four players each also finished the season with more than 50 catches, just the fourth time in franchise history that a team had four 50-catch players. In 2015, the Chargers were the only team in the NFL with seven players who each had at least 400 yards receiving and three touchdown catches. Four of the seven were again wide receivers.

Steichen and wife, Nina, have a son, Hudson. Steichen's older brother, Sean, was a former punter at Boise State.

Shane Steichen's Coaching Experience

2007 — Student Assistant, University of Nevada-Las Vegas
2008-09 — Graduate Assistant, University of Nevada-Las Vegas
2010 — Offensive Assistant, University of Louisville
2011-12 — Defensive Assistant, Chargers

Shane Steichen's Coaching Experience

2013 — Quality Control—Offense, Browns
2014-15 — Quality Control—Offense, Chargers
2016-17 — Quarterbacks, Chargers



MARQUICE WILLIAMS

Assistant Special Teams
2nd NFL Season
2nd season with Chargers

Marquice Williams is in his second season as the Chargers' assistant special teams coach.

During Williams' first season with the Bolts in 2016, kicker Josh Lambo led the NFL with 67 touchbacks while punter Drew Kaser led all NFL rookies and ranked 10th in the NFL with a 46.3-yard gross average. It was the highest in team history by a rookie and the third-highest in franchise history.

A native of Fresno, Calif., Williams was a two-year starter at defensive back and an academic all-conference performer at Fresno City College before moving on to the University of Mary (N.D.), where he was named first-team all-confer-

ence and all-region. He earned a bachelor's degree in university studies from the University of Mary.

Williams began his coaching career in 2010 at Winona State before moving on to Central Oklahoma in 2011 and South Dakota in 2012.

In 2013, Williams was invited to participate in the NFL's Bill Walsh Minority Coaching Fellowship program with the Chicago Bears and in 2014, the Bears invited him back to serve as a coaching intern. During both stints in Chicago, Williams worked closely with Special Teams Coordinator Joe DeCamillis. In 2015, Williams completed a similar internship with the Detroit Lions.

Williams joined the Chargers by way of the University of South Dakota, where he coached from 2012-15. In 2015, he was the Coyotes' special teams coordinator. Williams also coached outside linebackers and the defensive line at South Dakota. In 2012, linebacker Tyler Starr, who spent time with the Atlanta Falcons, was named the Missouri Valley Conference's Defensive Player of the Year and in 2013, the Coyotes led the MVC in sacks and tackles for loss.

Williams and his wife, Elizabeth, have three daughters – Eliana, Aubrey and Zea.

Marquice Williams' Coaching Experience

2010 — Linebackers & Asst. Spec. Teams, Winona St. Univ.
2011 — Linebackers, University of Central Oklahoma
2012 — Outside Linebackers, University of South Dakota

Marquice Williams' Coaching Experience

2013-14 — Defensive Line, University of South Dakota
2015 — Def. Line & Spec. Tms., University of South Dakota
2016-17 — Assistant Special Teams, Chargers

STRENGTH & CONDITIONING STAFF



JOHN LOTT

Head Strength &
Conditioning Coach
19th NFL Season
1st season with Chargers

John Lott enters his first season with the Los Angeles Chargers. Lott joins the staff after working for the Arizona Cardinals since 2007.

Prior to joining the Cardinals, Lott previously was the strength and conditioning coach with the Cleveland Browns (2005-06) and New York Jets (1997-2004).

A native of Denton, Texas, Lott has earned a reputation as one of the NFL's most demanding strength and conditioning coaches, consistently challenging the players with off-the-field preparation both during the season and off-season. A frequent contributor at the NFL scouting combine in Indianapolis, Lott was recognized in February of 2009 at the combine as the Cybex Professional Strength and Conditioning Coach of the Year by the Professional Football Strength and Conditioning Coaches Society. He was also honored as the 2001 Powermag All-NFL Team Top Strength Coach by Power Magazine.

During his first season in Arizona in 2007, Lott was responsible for overseeing the redesign of the team's weight room. The weight room was completely made over during a six-week span at the cost of several hundred thousand dollars to update equipment and the overall look.

Lott's programs stress Olympic movements, as well as strength and speed development, and he has also devised strict individual in-season programs to help the players increase their overall stamina and endurance.

He played for the Pittsburgh Steelers in 1987 under head coach Chuck Noll and went to training camp with the New York Jets in 1988. Lott was a standout offensive lineman at North Texas where he earned four varsity letters and was named All-Conference twice and All-America his senior year. He was twice voted "Most Dedicated" and was a two-time team captain by his teammates and graduated as the strongest man in school history.

Lott earned his bachelor's degree in Corporate Fitness in 1988 with minors in Biology and Kinesiology and later earned his master's in Physical Education from Crescent City Christian College in 1990. He served as assistant strength and conditioning coach at the University of Texas in 1988. He also appeared in a minor role in the film Necessary Roughness, which was shot on the North Texas campus.

Lott and his wife Kim have a son, Jasper Ryan, and a daughter, Kaitlyn Grace.



JONATHAN BROOKS
Assistant
Strength Coach



LARRY JACKSON
Assistant
Strength Coach

PLAYER PERSONNEL



JoJo WOODEN

Director of Player Personnel
21st NFL Season
5th season with Chargers

Wooden joined the Chargers in 2013 and oversees the team's pro and college scouting departments.

Prior to Los Angeles, he spent 16 seasons with the New York Jets (1997-12), including the last six as their assistant director, player personnel. He originally joined the Jets in 1997 and served as a pro personnel assistant (1997-98),

pro scout (1999-00), senior pro scout/AFC (2001-02), assistant director of pro scouting (2003) and director of pro scouting (2004-06).

A native of Hartford, Conn., Wooden started two seasons at outside linebacker at Syracuse. The Orangemen went to five bowl games during his time with the team and posted back-to-back 10-2 seasons during his junior and senior seasons, finishing both years ranked nationally in the Top-10. After graduating with a degree in sociology, he went to training camp with the Arizona Cardinals in 1993.

Wooden and wife, Sarah, have two daughters.

Wooden's older brother, Terry, played nine seasons in the NFL as a linebacker, including one each with Oakland and Kansas City, and seven with Seattle. He currently works as a college scout for the New Orleans Saints.



LOUIS CLARK

Senior Director of
Pro Personnel
21st NFL Season
2nd season with Chargers

In May 2016, the Chargers hired Louis Clark as senior director of pro personnel. He most recently held the same position for the Philadelphia Eagles.

Clark originally joined the Eagles in 2013 as a pro scout after previously holding the position of director of pro personnel with the Jacksonville Jaguars. He spent 16 seasons in the Jaguars' player personnel department as a college

scout, assistant director of pro personnel and director of pro personnel.

Prior to beginning his scouting career, Clark served as the running backs and special teams coach of the Amsterdam Admirals of NFL Europe in 1996. He also coached with the St. Louis Rams in 1996, assisting the wide receivers during training camp.

A native of Tupelo, Miss., Clark graduated from Mississippi State with a degree in educational psychology. He played wide receiver in Starkville from 1983-86 and was selected by the Seattle Seahawks in the 10th round of the 1987 NFL Draft. Clark played seven seasons in the NFL, including six with the Seahawks and one with the Green Bay Packers, before retiring after the 1993 season.

Clark's brother, Dave, played 13 seasons in Major League Baseball and is currently the third base coach of the Detroit Tigers.



DENNIS ABRAHAM

Director of Pro Scouting
22nd NFL Season
17th season with Chargers

Dennis Abraham coordinates the procurement of players during free agency, while also scouting and evaluating players in the NFL and Canadian Football League. During the

season, in addition to his role in player personnel, Abraham handles advance scouting of upcoming Chargers opponents.

Abraham spent five years in the personnel department for the Buffalo Bills, helping prepare the defensive game analysis for the coaches. He also served as the Bills' training camp coordinator from 1998-00.

Born in Buffalo, N.Y., Abraham attended Akron Central (N.Y.) High School, competing in football, basketball and baseball. He then played center and tackle at Baldwin-Wallace College in Berea, Ohio, graduating in 1993 with a degree in sports management. In 2012, Abraham was inducted onto the Wall of Fame at Akron Central.

Abraham and wife, Amy, have two sons, D.J. and Dustyn.



KEVIN KELLY

Director of College Scouting
17th NFL Season
5th season with Chargers

Kelly joined the Chargers in 2013 from the New York Jets, where he spent the 2012 season as a personnel scout. He spent three seasons (2009-11) as an area scout with the Indianapolis Colts and eight seasons as an area scout with the Cleveland Browns (2001-08).

Kelly began his collegiate career as a linebacker at the University of Miami in 1983 when the Hurricanes won the national championship. In 1984, he transferred to Indiana where he played until 1987, captaining the Hoosiers' 1987 Peach Bowl team. Kelly earned a bachelor's degree in economics and a master's in sports marketing and management.

After graduating, Kelly spent 12 seasons coaching before becoming a scout. He started as a defensive graduate assistant at Indiana (1989-92) before coaching the defensive line at Lake Forest College in 1993, linebackers at John Carroll University in 1994, defensive coordinator at Case Western University in 1995 and head coach at St. Viator High School in Illinois from 1996-00.

Kelly and his wife Allison have two sons, Ryan and Payton, and a daughter, Abigail.



RANDY MUELLER

Senior Executive
32nd NFL Season
10th season with Chargers

Randy Mueller scouts top player prospects throughout the country. He has over 30 years of NFL experience, including two seasons as general manager of the New Orleans Saints (2000-01) and three with Miami (2005-07). During his first season as GM of the Saints, Mueller was named NFL Executive of the Year by *The Sporting News*. In between the Saints

and Dolphins, he worked as an analyst at ESPN (2002-04). Mueller spent 17 years with the Seattle Seahawks (1983-99), joining the club in '83 as a pro personnel assistant. In 1990, he was named pro personnel director and in '95 he was promoted to vice president of football operations. During his tenure with the Seahawks, Mueller was one of the key decision-makers instrumental in the acquisition of three future Hall of Fame players. They include quarterback Warren Moon, defensive tackle Cortez Kennedy and offensive tackle Walter Jones.

A native of St. Maries, Id., Mueller played quarterback at Linfield College in McMinnville, Ore. As a senior, he led the Wildcats to the NAIA Division II National Championship and was named MVP of the title game.

Mueller and his wife, Lori, have a daughter, Riley.



REGIS ELLER

Pro Scout
11th NFL Season
10th season with Chargers

In May 2016, Eller was named a pro scout after spending five years as an area scout.

Eller originally became an area scout for the Chargers

in 2011 after working from 2008-10 as an administrative assistant in the coaching department. He began as the team's Northeast regional scout and was re-assigned to the Mid-Atlantic region in 2013.

Prior to working for the Chargers, Eller was an intern linebackers coach for the Minnesota Vikings in 2005. He also coached football at Breck High School in Minneapolis, where he attended and played linebacker. He later played linebacker at Northwestern University from 1999-00.

A native of Minneapolis, Eller's father, Carl Eller, played 16 NFL seasons, all but one with the Minnesota Vikings, and was inducted into the Pro Football Hall of Fame in 2004.



TOM McCONNAUGHEY

National Scout
22nd NFL Season
20th season with Chargers

One of the Chargers' longest-tenured scouts, Tom McConnaughey will work his 20th season for the organization in 2017. He has spent 40 years working in football, including five as a player, 14 as a coach and 21 as a scout.

McConnaughey originally joined the Chargers in 1998 after working for National Football Scouting in 1997. He spent 1998-99 as the team's combine scout before being promoted to Southwest area scout in 2000. McConnaughey scouted the southwest for eight years before being elevated to his current post, national scout, in 2008.

A native of Amarillo, Texas, McConnaughey played wide

receiver at Spokane Falls Community College, the University of Oregon and Central Arkansas. He is enshrined in the Northwest Athletic Association of Community Colleges and Spokane Community College Halls of Fame. He was an all-conference wide receiver at Spokane Falls and Central Arkansas.

McConnaughey signed with the New Orleans Saints in 1981 and the New York Jets in 1982 before landing with the USFL's New Jersey Generals where he was a starting wide receiver during the 1983-84 seasons. He also signed with the Philadelphia Eagles in 1984 and Minnesota Vikings in 1985.

After his playing career concluded, McConnaughey spent 11 years as a science teacher and coach, including nine seasons as the head football coach at Federal Way (Wash.) High School. He also coached receivers for three seasons at Spokane CC and Central Arkansas.

McConnaughey's wife, Sheri, is a recreation administrator for senior programs for the City of Tukwila (Wash.). Son, Donny, is a baseball coach in Federal Way, Wash., while daughter, Monica, is a graduate student and athletic department intern at the University of Louisville.



DONOVAN BEIDELSCHIES

Area Scout
13th NFL Season
5th season with Chargers

Beidelschies joined the Chargers from Cleveland in 2013 and works as the team's Southeast college scout.

He spent eight seasons in Cleveland, including 2010-12 as a college area scout. He spent two seasons as a team operations coordinator (2005-06), two as a player personnel assistant-college scout (2007-08) and one as a scout (2009).

Before he joined the Browns, Beidelschies was an assistant football coach, special teams coordinator and travel coordinator at Thiel College in Greenville, Pa., from 2001-04. In 2000, he was an assistant coach at Allegheny College.

Beidelschies played football at Heidelberg College, graduating in 2000 with a degree in history and secondary education. He earned a master's degree in higher education administration from Youngstown State University in 2004.



CHRIS HOBBS

Area Scout
14th NFL Season
14th season with Chargers

As the Chargers' West Coast area scout, Chris Hobbs scouts California, Oregon, Washington, Nevada, Hawaii, Idaho, Montana, Utah and Arizona.

From 2013-15, Hobbs was the team's combine area scout, representing the Chargers at the National Scouting Combine.

A former executive assistant-player personnel, he scouted NFL practice squad players, college players who independently submitted scouting tapes, prospects from the AFL and non-drafted prospects in the west. He also assists the video department during games, and at the NFL Combine, he is a group leader for defensive lineman drills.

Hobbs was an equipment intern with the Chargers in 2000 and joined the team full-time in 2005 in business operations. Born in Hollywood, Calif., he attended North Hollywood High and graduated from University of the Pacific with a degree in sports management and a minor in business.

Hobbs married the former Angeline Geronimo in June 2015.



JAMES MacPHERSON

Area Scout
5th NFL Season
4th season with Chargers

MacPherson joined the Chargers in 2014. He played quarterback at Wake Forest University from 1998-02 and went to camp with the Indianapolis Colts in 2003. He played in the Arena Football League 2 with the Green Bay Blizzard in

2006, and in the Arena Football League with the Georgia Force in 2007 and the Grand Rapids Rampage in 2008.

MacPherson jumped into coaching full-time in 2009 as the quarterbacks coach at Pima Community College in Tucson, Arizona. From 2010-12 he worked in the United Football League, splitting time between the Florida Tuskers and the Sacramento Mountain Lions. He returned to Pima CC in 2013.

MacPherson graduated from Wake Forest with a degree in business. As a senior in 2002, he was selected to the ACC's All-Academic Team, as well as the American Football Coaches of America's Good Works Team. He is the president and founder of Santa's Helpers, Inc., a nonprofit that provides toys and clothes to low-income youth in Southern Arizona.



PATRICK RYAN

Area Scout
6th NFL Season
5th season with Chargers

In May 2016, the Chargers promoted Patrick Ryan from scouting assistant to area scout. He will be responsible for scouting the Northeast region.

Ryan joined the Chargers in 2013 after starting his career as a scouting assistant with the Cleveland Browns in 2012.

A native of Cleveland, Ohio, Ryan attended St. Ignace High School before enrolling at Georgetown University where he graduated with a degree in government with a minor in theology. Ryan played football for the Hoyas, starting in wide receiver as a junior and senior. In 2011, he was named to the Patriot League Academic Honor Roll.

Ryan's brother, John, played at Notre Dame from 2007-10 and his brother, Michael, played at Dayton from 2012-15. Their cousin, Jake Ryan, is currently a linebacker for the Green Bay Packers.



JUSTIN SHERIDAN

Area Scout
12th NFL Season
4th season with Chargers

Sheridan joined the Chargers in 2014 after spending eight seasons in Tampa Bay as both a college and pro scout. He joined the Buccaneers' staff in 2006 as a pro personnel assistant before being promoted to pro scout in 2008.

Prior to Tampa Bay, Sheridan spent March 2004-June

2006 as director of football operations at Northwestern University, where he was responsible for the day-to-day operations of the football program. Sheridan was originally hired at Northwestern as a recruiting assistant in July 2001 and was promoted to assistant director of football operations in February 2003.

Sheridan spent time as the assistant director of football operations at University of Pennsylvania and as an assistant coach at Western Maryland College (now McDaniel College).

A native of Ebensburg, Pa, Sheridan graduated from Western Maryland with a degree in business administration and a minor in accounting. At WVMC, he lettered four years in football and played on two conference championship teams.

Sheridan and wife, Kristen, have two sons – Payton and Brooks – and a daughter, Tatum.



TRAVIS LASH

Combine Area Scout
12th NFL Season
12th season with Chargers

In May 2016, Lash was named the Chargers' combine area scout. He will cover the west coast as the Chargers representative in National Football Scouting.

Since 2013, Lash served as a pro and college scout, eval-

uating NFL players and unrestricted free agents, while sharing advance scouting responsibilities with the other members of the pro scouting department. Lash also evaluated college prospects, made school visits and prepared scouting reports for the NFL Draft.

Lash joined the Chargers in 2006 as a scouting intern after spending two years as an athletics staff assistant at the University of San Diego. He was promoted to scouting assistant in 2008 and assistant-player personnel in 2010.

A native of San Diego, Lash attended La Jolla Country Day High School. He graduated from University of San Diego with a degree in communications and business in 2008.



MICHAEL SPANOS II

Salary Cap &
Personnel Assistant
5th NFL Season
2nd season with Chargers

Michael Spanos II joined the Chargers in July 2016 as a salary cap and personnel assistant.

Spanos completed an internship with the Chargers in the summer of 2012 before spending the last three years (2013-15) working at the National Football League Office

in New York. Spanos worked in a variety of capacities at the League office, including Management Council Labor Operations, Entertainment Marketing, the NFL Legends Community, Community Relations, Public Relations and Social Responsibility, and Digital Media Business Development.

A native of Stockton, Calif., Spanos attended Lincoln High School where he lettered in football and was named the San Joaquin Athletic Association's Most Valuable Player as a senior. Spanos then attended Stanford University in Palo Alto, Calif., where he played running back for the Cardinal football team. He graduated with a degree in Science Technology and Society in 2013.

Spanos is the son of Chargers Vice Chairman Michael Spanos and his wife, Helen.



TYLER LYON

College Scouting
Coordinator
4th NFL Season
4th season with Chargers

Tyler Lyon joined the Chargers as a training camp intern in the summer of 2014 and has worked his way into the scouting department. 2017 marks the second year in his current position of College Scouting Coordinator.

After his training camp internship, Lyon was hired as a

full-time intern in 2015 and started his position as College Scouting Coordinator in 2016.

Lyon graduated with a law degree in 2014 from the University of San Diego Law School. Holds a bachelors degree from the University of Arizona in economics and philosophy.

Played quarterback at Hart High School and earned a scholarship from Arizona. Lyon also played baseball during his prep career.

Lyon is native of Castaic, Calif. He is the son of Gabi and Chuck Lyon. His father Chuck is the Athletic Director at College of the Canyons in Valencia, Calif., where he was also the head football coach from 1998-2006. Lyon has one sister named Tiffany and is engaged to his fiancé Brittany Smith.

FOOTBALL STAFF



JAMES COLLINS

Director of Football/
Medical Services
30th NFL Season
22nd season with Chargers

President-elect (2016) of the Professional Football Athletic Trainers Society (PFATS), Collins and his staff were selected the NFL Athletic Training Staff of the Year by the same organization in 2009.

Born in Lothian, Maryland, Collins was an aviation physiology technician in the U.S. Navy from 1980-84. He played basketball at Morris Brown College and earned a degree in physical education from San Diego State.

Collins was a Chargers intern in 1986 and promoted to assis-

tant athletic trainer in 1987. He also worked as an orthopedic tech and surgical assistant for the OASIS Medical Group. In 1991, Collins was hired as an assistant in Denver and spent five seasons with the Broncos. He later spent a season with the World League's London Monarchs ('95) and the '96-98 seasons in Philadelphia before re-joining the Chargers in '99.

Collins is a member of the National Athletic Trainer's Association and serves on the NFL's Injury and Safety Panel. In 2005, he was named to the NATA Hall of Fame selection committee. He was formerly the AFC's representative for the Professional Football Athletic Trainers Society. In 2004, Collins was honored as a "Distinguished Alumnus" by San Diego State's Exercise and Nutritional Sciences Department.

In 2012, Collins helped coordinate the opening of the Chargers Courage House at Casa de Amparo, a safe-house for abused kids. In 2013, he was selected to the executive board at Casa de Amparo as a liaison to the Chargers.

Collins has a son, James T. Collins III, a 2014 graduate of Creighton University.

ATHLETIC TRAINING & MEDICAL STAFF



DAMON MITCHELL
Head
Athletic Trainer



MARCO ZUCCONI
Associate
Athletic Trainer



ALVIN CABRERA
Assistant
Athletic Trainer



SAM O'LEARY
Assistant
Athletic Trainer



ALLISON MINER
Asst. Athletic Trainer/
Physical Therapist



DR. DAVID GAZZANIGA
Head Physician



DR. RUSS PETRIE
Team Doctor



DR. JAMES TING
Team Doctor



DR. EUGENE KIM
Team Doctor



DR. JOHN SADDIK
Team Doctor



DR. TRAVIS CONLEY
Team Doctor



BRIAN DUDDY

Director of Video Operations
28th NFL Season
28th season with Chargers

Director of Video Operations since 1998, Brian Duddy's department is responsible for filming and editing practice and game footage for review by players and coaches using the XOS Thunder Digital Editing System.

Duddy's career includes three seasons as a staff assistant (1992-94) and three as a video assistant (1995-97). He was a staff assistant for the coaches during the team's 1994 AFC Championship season. He originally joined the team as a training camp ball boy in 1990.

Duddy was born in San Diego and attended Mira Mesa High School.

VIDEO OPERATIONS STAFF



MATT LeVALLEY
Video Assistant



SEAN SCARBOROUGH
Video Assistant



ARTHUR HIGHTOWER

Senior Director of Player
Engagement
13th NFL Season
13th season with Chargers

Hightower assists players off the field and helps prepare them for life after football. He oversees programs in continuing education, life skills, financial and career education/ planning and career internships. He serves on the NFL's player development continuing education, financial education and player engagement steering committees. In 2007, he received the NFL's Winston-Shell Award for commit-

ment and dedication to developing unique and innovative ideas and solutions.

Hightower spent three years as assistant director of professional development at the NCAA headquarters in Indianapolis. He also worked as a student-athlete academic counselor at the University of Houston and the University of Maine.

Hightower was a free safety at Florida A&M University, where he was named Male Scholar Athlete of the Year during his junior season. He graduated from FAMU, magna cum laude, with a degree in graphic arts and printing management.

Hightower earned a master's degree in physical education with a concentration in sports administration from Florida State University in 1998. He worked as an NCAA national office intern from 1997-98 in the education services group.

Born in Fort Lauderdale, Fla., Hightower graduated from Brighton High School in Rochester, N.Y.

He and his wife have two daughters and a son.



BOB WICK

Equipment Manager
39th NFL Season
39th season with Chargers

Chargers equipment manager since 2000, Bob Wick received the Whitey Zimmerman Memorial Award as NFL Equipment Manager of the Year in 2009.

He joined the team as a ball boy and equipment assistant during training camp in 1979, spending three seasons as an equipment assistant before being named assistant equipment manager in '83. Wick worked as an equipment assistant with the San Diego Clippers from 1978-80, and is the equipment liaison for the Holiday and Poinsettia Bowls, which are both played in Qualcomm Stadium. He also has worked the 2007, '08 and '10 Pro Bowls.

Wick was born in San Diego and graduated from Mt. Miguel High School in 1978. He earned an associate degree

in business administration from Grossmont College in 1981 and studied finance at San Diego State from 1982-85.

Wick and his wife, Debbie, have two daughters, Chloe and Courtney, and a son, Robert. Wick is a former coach and board member for Scripps Ranch Softball. In 2011, he was selected to coach the league's 14-and-under all-star team. Wick is an avid collector of sports memorabilia and he enjoys working out in his spare time.

EQUIPMENT STAFF



CHRIS SMITH
Assistant Equipment
Manager—
Field Manager



KEVIN DUDDY
Equipment
Assistant

ADMINISTRATION



**CLIFTON
LEVINE**

Vice President,
Finance

Levine joined the Chargers as Vice President of Finance in November, 2016.

Levine most recently served as the vice president of finance and accounting at ScoreBig, Inc., in Los Angeles. Levine, who previously worked for the accounting firm KPMG, as well as BeachBody LLC, has more than 10 years

of experience in both public accounting and transaction advisory services, and private operational finance and accounting. He has extensive experience on both investor and target sides of venture capital and private equity transactions.

A native of Chicago, Ill., Levine earned a bachelor's degree in finance and a master's in accounting at the University of Illinois. Levine also has a CPA license.

Early in his career, Levine was a co-founder of Highly Relevant, a small SEO/Internet Marketing services agency.

Levine played collegiate lacrosse at Illinois and in he spent a semester studying abroad at the University of New South Wales in Sydney, Australia. His community service resume includes volunteering with the nonprofit Habitat for Humanity.

ACCOUNTING STAFF



MARSHA WELLS
Controller



ROBERT WILK
Assistant
Controller



JIM MAIO
Tax Manager



SANDY CORDEAU
Payroll/Human
Resources Manager



MARIAH HOBBS
Revenue
Accountant



MICHELLE RANGEL
Accounts Payable
Clerk



**JIM
RUSHTON**

Chief Revenue Officer

The Los Angeles Chargers named Jim Rushton as the team's first-ever Chief Revenue Officer in May, 2017.

Rushton comes to the Chargers from IBM, where he served as Partner and Global Leader of the Sports and Entertainment consulting practice. At IBM Rushton helped dozens of clients, including AMBSE (Atlanta Falcons, Atlanta United, and Mercedes-Benz Stadium) and the new Los Angeles Football Club, utilize technology and data to drive growth and deepen partner and fan engagement.

With day-to-day leadership and management of all revenue-generating initiatives for the Chargers — including ticket and suite sales, sponsorship and media partnership sales, merchandise sales, and guest and client services — Rushton, reports to A.G. Spanos, and also helps maximize

the use of data and analytics to positively impact team business operations.

Rushton has more than 20 years of sales and marketing leadership experience. Prior to joining IBM in 2015, Rushton served as Chief Revenue Officer of the Miami Dolphins and Sun Life Stadium (now Hard Rock Stadium). In this position, and also as the team's Senior Vice President of Corporate Partnerships and Integrated Media, Rushton helped Miami significantly expand its corporate partnership base through various initiatives that included the creation of the Dolphins Business Alliance, the Fins Integrated Media Group, and the "Fin Club" — the first loyalty rewards program of its kind for an NFL team. Rushton also worked as a Revenue Activation Consultant for the San Diego Padres and as Vice President of Sales for Entercom New England. At Entercom, Rushton led exponential sales growth for Sports Radio WEEI and drove the Red Sox Radio Network to become the #1 radio revenue generator in Major League Baseball.

Rushton is a 1992 graduate of Hamilton College, where he earned a bachelor's degree in Economics.



DENNY O'LEARY

Vice President,
Marketing Partnerships

O'Leary joined the Chargers in 2002 as the Director of Marketing Partnerships. In 2010, he was promoted to Vice President of Marketing Partnerships. O'Leary manages the strategic development and daily operations of the team's corporate sales and services department.

Through the sale of team-controlled inventory such as television, radio, signage, promotional platforms and hos-

pitality, O'Leary has managed a team that has consistently seen success with retention of corporate clients as well as the addition of new corporate partners. In addition, O'Leary has developed a department infrastructure that focuses on sponsor activation, brand equity and return on partnership investment.

Locally, O'Leary serves on the board of directors for the Make-A-Wish Foundation and he was an executive leadership team member for the American Heart Association's 2015 Heart Walk.

Prior to the Chargers, O'Leary worked with the Denver Broncos, Integrated Sports International, the Utah Grizzlies of the IHL and the NBA's Los Angeles Clippers.

O'Leary was born in St. Louis, Mo. He graduated from Indiana University in 1990 with a degree in economics.

He and wife, Kari, have two daughters, Kaitlyn and Kylie, and a son, Ryan.

MARKETING STAFF



DONNA LUPTON
Director,
Partnership
Services



CHRIS LEE
Director,
Corporate
Partnerships



STEVE PANKOWSKI
Senior Manager,
Partnership
Development



RACHEL BOOKS
Manager,
Partnership
Services



TERRENCE WHITE
Manager
Partnership
Services



TODD POULSEN

Vice President,
Ticket Sales & Services

Poulsen joined the Chargers in 2003 and is responsible for ticket sales and services, ticket operations and day-to-day supervision of the ticket office.

Poulsen came to the organization from the NBA's Los Angeles Clippers where he spent six years (1998-03),

including three as their director of sales. During his tenure, the Clippers were fifth in the NBA in new season ticket sales and set franchise records for overall group sales revenue, attendance and sellouts.

From 1994-98, Poulsen was an account executive for the Minnesota Timberwolves. He led the department in season ticket sales and overall revenue.

Born in Salt Lake City, Utah, Poulsen graduated from Utah State University with a degree in marketing and from the University of Redlands with a master's in management.

Poulsen and his wife, Marilyn, have two daughters, Morgan and Madeline. Morgan is a student at Arizona State University and Madeline is a student at Utah State University.

TICKET SALES STAFF



TAYLOR LYNCH
Administrative
Assistant
Guest Services



MICHAEL L. DOUGHERTY

Director of
Ticket Operations

Dougherty oversees all aspects of the ticket office, including season ticket accounts, Club level accounts and single-game ticket sales.

He is in his 24th season with the Chargers. Dougherty, who worked for the San Diego Padres from 1991-94, was born in Pasadena, Calif. He attended Arcadia (Calif.) High and earned a degree in communications from the University of the Pacific in 1988.

Mike and his wife, Shannon, live in La Costa. They have daughters Brittany and Mikaela, and sons, Connor and Daniel. Brittany just graduated from Texas Christian University.

TICKET OPERATIONS STAFF



KRIS MOERSCHEL
Senior Manager,
Ticket Operations



JIM CWALINSKI

Director of
Guest Services

Jim Cwalinski has worked his way up the guest services ranks at the Chargers since 2012. The 2017 season will be his first as the Director of Guest Services. Cwalinski started his

Chargers career as a guest services manager in 2012-16 and then was named senior manager of guest services before his promotion to director in 2017.

Before the Chargers, Cwalinski worked at Ashford University as an admissions counselor, the Myrtle Beach Pelicans as an assistant events manager, the Tampa Bay Sports Authority, Baylor University and LaCie Limited as a corporate account manager.

Cwalinski holds a masters degree in education from Baylor University and bachelors in business administration from Framingham State University.

Cwalinski is married to Naomi, and the couple has a daughter named Nancy.

GUEST SERVICES STAFF



MEGHAN McMURTRY
Guest Services
Manager



ADRIAN BAILEY
Club Seat Services
Coordinator



JOANNE HERNANDEZ
Guest Services
Representative



STEFANI POLONIA
Guest Services
Representative



DEMONTRE REEVER
Guest Services
Representative



ADRIENNE STEWART-RIVERA
Guest Services
Representative



AMBER PERRY

Vice President,
Integrated Media Sales

Amber joined the Los Angeles Chargers in 2017 and was most recently Executive Director at Pandora Media Inc. She brings more than 20 years of demonstrated success in the

media industry, was General Sales Manager at CBS, and is an expert at placing brands in front of consumers at their most meaningful and impactful moment to create awareness, loyalty and lift.

She is a recognized leader in the Los Angeles media market, and her top priorities are to maximize the value of client investments with the Chargers, help develop partner opportunities in emerging media and technology, and create new media platforms that benefit partners of the team.



QUINTON OWENS

Vice President,
Premium Sales & Service

Owens joined the Chargers in 2012 and was promoted to Director of Premium Sales in 2014, before his Vice President promotion in 2017.

He came to the Chargers from the NBA's Oklahoma City Thunder, where he was a premium sales account executive. Prior to Oklahoma City, Owens worked in premium seating with the Dallas Cowboys and helped with sales prior to the opening of AT&T Stadium in 2009.

A native of Spring, Texas, Owens attended East Texas Baptist University. He lettered in basketball for four years. Owens has a daughter, Beckett Lynn.

PREMIUM SEAT SALES STAFF



KAREN WENDLING
Manager,
Suite Services



WES BADOREK
Manager,
Premium Seating
Sales



EDDIE GOMEZ
Manager,
Premium Seating
Sales



PETER LOPEZ
Manager,
Premium Seating
Sales



DANIEL DE LA TORRE
Manager,
Premium Seating
Sales



JOEL PRICE

Senior Director of
Digital Media

Joel is Senior Director of Digital Media for the Los Angeles Chargers, where he drives the strategy and execution of digital innovation.

He is responsible for creating initiatives that align with the Chargers brand objectives. His dedication to maintaining the delicate balance of being a marketer and a fan is what has helped grow the team's digital footprint in the millions across the organization's social and digital properties.

Price and wife, Laura, were married in 1999.

DIGITAL MEDIA STAFF



HAYLEY ELWOOD
Team Reporter



KAYLE FIELDS
Social Media
Coordinator



CODY GLESS
Producer/Editor,
Chargers.com



RICKY HENNE
Managing Editor,
Chargers.com



JANIECE JIMENEZ
Digital Content
Coordinator



INA JUNG
Creative Services
Manager



HAYLEY LANE
Creative Services
Coordinator



JASON LAVINE
Managing Producer,
Chargers.com



CHRIS ROEWE
Producer/Editor,
Chargers.com



JOSH RUPPRECHT

Vice President,
Public Relations

Rupprecht enters his first season with the Los Angeles Chargers. Rupprecht came to the Chargers from the UCLA Athletic Department, where he served as Senior Associate Athletic Director for Communications. Prior to his time with UCLA, Rupprecht spent 13 years (2000-13) with the Los Angeles Lakers in the team's public relations department.

With day-to-day oversight of all media relations efforts pertaining to Chargers ownership, front office personnel, coaching staff and players, Rupprecht will also help build continuity between the team's public relations and digital departments while assisting with the franchise's integration into the Los Angeles market.

Prior to joining the Chargers, Rupprecht spent four years as a member of Athletic Director Dan Guerrero's senior management team at UCLA, heading all communications and

media relations efforts, overseeing all social, video and web content across the department's various digital platforms, and serving as UCLA Athletics' primary spokesperson.

A trusted advisor on all communications matters to Guerrero, Head Football Coach Jim Mora and Head Men's Basketball Coach Steve Alford, as well as numerous high-profile student-athletes, Rupprecht also spearheaded the formation of Bruin Films and the digital and social media departments under the communications umbrella, while consulting on broader athletic department and campus-wide initiatives.

Prior to UCLA, Rupprecht was with the Los Angeles Lakers' public relations department. During his tenure with the team, where he began as an intern, he served as a primary press contact within the department, collaborated with team officials and players on overall messaging, consulted on and managed various media and crisis situations, and spent 10 years on the road with the team, managing media requests, player appearances and the release of team information. Over that span, the Lakers made six trips to the NBA Finals and won four NBA Championships.

A Southern California native, Rupprecht is a 2001 graduate of Pepperdine University, where he earned bachelor's degrees in both public relations and advertising.

PUBLIC RELATIONS STAFF



SKIP POWERS
Sr. Manager,
Football
Public Relations



JENNIFER ROJAS
Sr. Manager,
Corporate
Public Relations



JAMAAL LaFRANCE
Manager,
Public Relations



BROCK ANDERSON
Coordinator,
Public Relations



VERNON DENNIS
Coordinator,
Public Relations



MIKE NOWAK
Team
Photographer



KIMBERLEY LAYTON

Vice President,
External Relations

Layton is in her 18th season with the Chargers, overseeing corporate, community and governmental relations. She is responsible for expanding the team's outreach and impact in the community by creating programs and initiatives to enhance the Chargers' corporate, business, charitable and youth football relationships. She also oversees the Chargers Community Foundation. Layton has received numerous awards for her work on behalf of the team's community initiatives, including the Community Service Award presented by the High School Sports Association and the Contributor to Amateur Football Award from the San Diego Chapter of the National Football Foundation and College Hall of Fame.

Prior to joining the team, Layton worked in state and local government for 12 years. She entered the political arena in 1988 and served as chief of staff for Assemblywoman Lucy Killea from 1989-95. In 1995, Layton was

appointed assistant director for the City's Department of Intergovernmental Relations, and in 1996 she was promoted to Director. In 1998, Layton was appointed as Chief of Staff for Mayor Susan Golding.

Layton serves on a number of Boards for local non-profits. In 2015, she was named President of the San Diego Bowl Game Association, the organization responsible for producing the Holiday and Poinsettia Bowls, which generate millions of tourism dollars each year for San Diego.

Layton is a graduate of San Diego High School. She earned her degree from the University of California at Irvine. Layton is married to Farrell Layton.

COMMUNITY RELATIONS STAFF



CHASE HARTMAN
Community Relations
Manager



CHEYANNE WARREN-DIAZ
Community
Relations
Assistant



MARK TAMAR

Vice President,
Fan Experience

Mark Tamar joined the Chargers in 2017 with more than 25 years of experience in the field – the last five as Managing Director of Fan Development and Game Presentation for the Seahawks – and was a driving force behind Seattle’s highly-regarded game entertainment and fan experience initiatives.

A veteran of big event entertainment, from the Super Bowl to venue production at the XXVIII Olympic Games in Athens, Tamar has worked in every major North American sports league during his career.

A graduate of UCLA, Tamar began his career in sports entertainment as a producer for the Los Angeles Lakers during the team’s late 1980s championship runs before moving across town to lead the game entertainment efforts for the Los Angeles Dodgers over the next decade.

He then joined the NHL’s Washington Capitals as senior director of game operations. Over the course of his seven-plus years in the nation’s capital, Washington won multiple awards for game presentation. Staying in the NHL, Tamar joined the St. Louis Blues as vice president of game entertainment and event marketing in 2007. During his tenure, the Blues received recognition as the best entertainment show in hockey – an award voted on by Tamar’s peers.

Tamar also handled entertainment for the Seattle Sounders of Major League Soccer, adding new innovations to one of soccer’s most rabid fan bases.

STADIUM OPERATIONS & EVENTS STAFF



SEAN TABLER
Director of Game
Presentation



ALYSSA KNUTSON
Game Operations
Coordinator



JOHN WIEDMEIER
Game Operations
Assistant



DICK LEWIS

Director of
Community Outreach

Lewis was named Director of Community Outreach in 2012 after spending 26 years as Director of Security.

He began a weekly tradition of taking players and coaches to serve meals to the homeless and expanded the program by incorporating teens and young adults currently receiving drug rehabilitation treatment at the McAllister Institute. He also takes players to visit hospitals and police dispatch centers, and he helps them become mentors to troubled teens. In 2010, the Salvation Army honored Lewis with its Partners in Mission Award for his dedication to helping the homeless.

Lewis joined the Chargers full-time in 1989 upon retirement from the San Diego Police Department as a patrol officer. He was a member of the department’s school task force and an assistant to the Chief of Police for community relations. Highly regarded for his work in keeping a lid on racial tension and gang activities during the ‘70s and ‘80s, Lewis was honored by the San Diego Police Museum in February 2010 during Black History Month.

From 1955-68, Lewis was a hospital corpsman in the U.S. Navy serving with the Marines. He performed two 13-month tours in Southeast Asia during the Vietnam War, earning numerous accolades, including a Purple Heart, a Vietnam Service Medal, and three National Defense & Good Conduct Awards.

Born in Bay City, Texas, Lewis attended Hilliard High School. He earned bachelor’s and doctorate degrees in law from Cabrillo Pacific University.

He is the lead vocalist in “Time Out,” an R&B band featuring members of the team’s security staff.

Lewis resides in Ramona with his daughter, Roshawn and grandson, Jeremy.



BILL STETSON

Director of
Security

Bill Stetson joined the Chargers as Director of Security in 2012 after a 30-year career with the San Diego Police Department.

Stetson became a patrol officer for the SDPD in 1982 at the young age of 21 and rose through the ranks. He began his career at the Central Division, serving Downtown San Diego and Logan Heights areas. He also served as a SWAT officer before becoming a detective in 1989. He served on a variety of squads, including vice, narcotics and the Violent Crime Task Force. He later became a patrol sergeant and then a detective sergeant, where he served on internal affairs and homicide.

Stetson finished his career at the Department as a lieutenant in the Southeast Division where his final assignment was the gangs division.

Stetson was born in Sacramento, Calif., and attended Del Campo High School. He also attended Sacramento State before moving to San Diego and attending San Diego State. Bill and his wife Cyndi have a daughter, Kelli, and a son, Jackson. They reside in Escondido.

SECURITY STAFF



DAVE JOHNSON
Assistant Director
of Security—
Gameday



CHARLES CAVITT
Security



**SHANE
CARTWRIGHT**
Lobby Attendant



JOHN HINEK

Director of
Business Operations

Hinek spent his 44th year with the Chargers in 2016. He originally joined the team as a ball boy in 1973 and now coordinates team travel and is the facilities coordinator for the

team's practice complex. Hinek also serves as the Chargers' training camp coordinator, a role he has held since 1978.

From 2000-04, Hinek oversaw operations at Qualcomm Stadium and he was the team's director of college scouting from 1990-94.

Hinek's father, Frank, was the former equipment manager of the Oakland Raiders (1960-62) and brother, Bronco, was the San Francisco 49ers' equipment manager from 1984-97.

Hinek was born in Milwaukee, Wisc., and grew up in Alameda, Calif. He attended San Diego State University and graduated with honors in physical education.

Hinek has two daughters, Camille and Jacquelyn. He married the former Shelly Moore in June 2013.

BUSINESS OPERATIONS STAFF



JOHN LEATHERWOOD
Business Operations
Assistant



CHUCK SANDUSKY
Facilities Coordinator



PAUL CHAPMAN
Head Staff
Assistant



**CHRISTOPHER
ACOSTA**
Staff Assistant

2017-18 IMPORTANT DATES

- Aug. 8 – If a Drafted Rookie has not signed with his club by this date, he may not be traded to any other club in 2017.
- Sept. 2 – Rosters cut down to maximum of 53 players on Active/Inactive List by 1 p.m. (PT).
- Sept. 4 – At 10 a.m. (PT), clubs may establish a Practice Squad of 10 players by signing free agents who do not have an accrued season of free-agency credit or who were on the Active/Inactive List for less than nine regular-season games during their only Accrued Season(s). A player cannot participate on the Practice Squad for more than three seasons.
- Sept. 7 – NFL Kickoff Weekend.
- Sept. 26 – Priority on multiple waiver claims is now based on 2017 standings.
- Oct. 31 – All trading ends at 1 p.m. (PT).
- Nov. 1 – Players with at least four previous pension credits are subject to the waiver system for the remainder of regular season and postseason.
- Nov. 14 – By 1 p.m. (PT), clubs must sign their Draft Choices and any Unrestricted and Restricted Free Agents to whom June 1 tender was made. If still unsigned after this date, players are prohibited from playing in the NFL in 2016.
- Jan. 1 – Clubs may begin signing free agent players for the 2018 season.
- Jan. 6-7 – Wild Card Playoffs
- Jan. 13-14 – Divisional Playoffs
- Jan. 21 – AFC and NFC Championship Games
- Jan. 28 – Pro Bowl
- Feb. 4 – Super Bowl LII, U.S. Bank Stadium, Minnesota



**VETERANS &
RETURNING PLAYERS**



JAHLEEL ADDAE

Safety
5-10, 195
5th NFL Season
5th with Chargers

Free Agent - '13
Central Michigan
Riverview HS
Valrico, Fla.

One of the National Football League's hardest-hitting safeties, the Chargers made sure Jahleel Addae would be around to deliver plenty more blows by re-signing him to a four-year contract in March, just prior to his becoming an unrestricted free agent.

Nicknamed "The Hitman," Addae is back to 100 percent after a collarbone injury sidelined him for eight games last season.

Coming off a career-high 65-tackle season in his first year as a starter in 2015, Addae was looking forward to a big year in 2016. He racked up 13 tackles in the Chargers' first two games, but late in the team's Week 2 contest vs. Jacksonville, he suffered the collarbone injury, sidelining him for the next eight games. He returned to the starting lineup in late November, just in time to help lead a win in Houston. He started the last six games, finishing the season with 49 tackles, capping off the year by recording his first NFL interception and returning it 90 yards for a touchdown in the Bolts' season finale against Kansas City. It was the seventh-longest interception return in franchise history.

Addae joined the Chargers as an undrafted rookie in 2013. He made the opening-day roster primarily as a special teams performer. As he gained the coaches'

confidence, Addae became a defensive regular late in the year. He made a number of big plays late in the season and led the secondary with 13 tackles in the playoffs. When the Chargers beat Kansas City in their regular-season finale to qualify for the playoffs for the first time since 2009, Addae made a key third-down pass breakup during the Bolts' game-winning defensive stand. Then in the postseason, he had a key fumble recovery in the team's AFC Wild Card Playoff win at Cincinnati and a forced fumble a week later in the divisional playoffs at Denver.

While Addae enjoyed success on the field in 2013, he faced adversity off it. At the same time, he was trying to make inroads with the Chargers, Addae learned that his mother, Jennifer, was battling breast cancer back in their hometown of Valrico, Florida. Thankfully, today she is cancer free. Addae has shown his appreciation for her courage in battling the disease by serving as an honorary chair for the 2014-16 Susan G. Komen Races for the Cure.



Addae's older brother, Jahmile, was a four-year starter at West Virginia. After a brief NFL career, Jahmile transitioned into coaching, and he is now coaching safeties at the University of Arizona.

TRANSACTION HISTORY: Signed with Chargers May 13, 2013...re-signed March 25, 2016.

2016: Injured shoulder late in 38-14 win over Jacksonville Sept. 18...inactive (collarbone) Sept. 25 at Indianapolis, Oct. 2 vs. New Orleans, Oct. 9 at Oakland, Oct. 13 vs. Denver, Oct. 23 at Atlanta, Oct. 30 at Denver, Nov. 6 vs. Tennessee and Nov. 13 vs. Miami... Nov. 27 at Houston, returned after missing eight games with collarbone injury and logged eight tackles...**Team Captain** Dec. 4 vs. Tampa Bay...first NFL interception 90-yard return for TD Jan. 1 vs. Kansas City...seventh-longest interception return in franchise history. **2015:** Inactive Weeks 2-4 (ankle)...left Green Bay game Oct. 18 with back injury...left Kansas City game Nov. 22 in third-quarter with concussion... two passes defended in 31-25 win at Jacksonville Nov. 29...12-yard sack late in second quarter Dec. 24 at Oakland...late in fourth quarter vs. Raiders, helped send game to overtime by drawing 11-yard intentional grounding penalty against David Carr. **2014:** Inactive Weeks 1-2 (hamstring)...fourth quarter sack Sept. 28 vs. Jacksonville...diagnosed with concussion following Oct. 23 game at Denver...inactive Nov. 2 at Miami, Nov. 16 vs. Oakland and Nov. 23 vs. St. Louis...forced fumble Dec. 7 vs. New England was recovered by Darrell Stuckey and returned 53 yards

for touchdown...paced team with career-high 10 tackles Dec. 14 vs. Denver. **2014:** Crushing blow to break up third-down pass intended for Kenny Britt Sept. 22 at Tennessee...first-career sack on third-down play early in game Oct. 20 at Jacksonville... broke up third down pass during game-saving overtime stand in Dec. 29 win vs. Kansas City that lifted Bolts into NFL playoffs...third-down fumble recovery in Jan. 5 wild card playoffs at Cincinnati led to field goal and 17-10 lead...third down forced fumble vs. Denver's Julius Thomas in Jan. 12 divisional playoffs.

COLLEGE: Second Team All-MAC as senior, first-team as junior and third-team as sophomore...CMU's co-Defensive Player of Year as senior and outright as junior...MAC Defensive Player of Week after Miami (Ohio) game in 2012...51 career games with 302 career tackles, 15 tackles for loss, 3.5 sacks, eight interceptions, 21 passes defended and three forced fumbles...redshirted in 2008...played at Central Michigan from 2009-12...general management major.

PERSONAL: Born in Tampa, Fla. ...third-team all-state as senior, second-team all-state as sophomore...two-time all-county running back at Riverview High School in Valrico, Fla.

Regular Season										Pass	Fumbles	Special Teams	
Year	Team	G-S	Tack.-Asst.	Total	Sacks-Yds.	Int.-Yds.	Long	TD	Def.	For.-Rec.	TFL	Tackles	
2013	San Diego	16-2	26-6	32	1-10	0-0	0	0	2	0-1	1	9	
2014	San Diego	11-5	39-9	48	1-6	0-0	0	0	1	2-1	1	4	
2015	San Diego	13-12	55-10	65	1-12	0-0	0	0	4	0-0	2	1	
2016	San Diego	8-8	42-7	49	0-0	1-90	90t	1	3	0-0	3	2	
Totals		48-27	162-32	194	3-28	1-90	90t	1	10	2-2	7	16	


Postseason										Pass	Fumbles	Special Teams	
Year	Team	G-S	Tack.-Asst.	Total	Sacks-Yds.	Int.-Yds.	Long	TD	Def.	For.-Rec.	TFL	Tackles	
2013	San Diego	2-1	10-3	13	0-0	0-0	0	0	1	1-1	1	0	

Regular-Season Single-game Highs

Tackles — 10 vs. Denver Dec. 14, 2014
 Sacks — 1 (3 times) Last: at Oakland Dec. 24, 2015
 Interceptions — 1 vs. Kansas City Jan. 1, 2017
 Interception Return Yards — 90 vs. Kansas City Jan. 1, 2017
 Interception Return Long — 90t vs. Kansas City Jan. 1, 2017
 Interception Return TDs — 1 vs. Kansas City Jan. 1, 2017

Postseason Single-game Highs

Tackles — 8 at Denver Jan. 12, 2014



KEENAN ALLEN

Wide Receiver
6-2, 211
5th NFL Season
5th with Chargers

Draft 3 - '13
California
Northern Guilford HS
Greensboro, N.C.

It's hard to imagine a more heartbreaking script than the one lived out by Keenan Allen in 2016. First, you have to go back to 2015 when the start to a record-breaking season was derailed by a rare kidney injury suffered while making a touchdown catch in Baltimore. That injury led to a hospital stay back in San Diego, and it sidelined Allen for the final eight games of the 2015 campaign.

Fast forward back to June 2016 and the Chargers rewarded Allen with a four-year contract extension through 2019. He was also selected as the team's recipient of the Ed Block Courage Award. Allen had made a complete recovery from the kidney injury, and he had an outstanding offseason and training camp. It all carried over into the 2016 season opener in Kansas City. The Chiefs had no answer for Allen as he quickly caught six passes for 63 yards and the Bolts jumped out to an early 21-3 lead. Quarterback Philip Rivers seemingly couldn't miss as he completed 15 of his first 17 passes for 143 yards and a touchdown with Allen in the game. But then on the very first play after the two-minute warning of the second quarter, Allen went to plant after making a

catch, and he quickly fell to the ground, clutching his right knee. He immediately knew it was bad and he was right. The diagnosis — a torn ACL. Allen's injury had a profound impact on the team, especially the Bolts' offense. Kansas City would go on to rally for a 33-27 win in overtime and on the following day, Sept. 12, Allen was placed on "Reserve-Injured" and his season was officially over.

Now fully recovered from the knee injury, the Chargers are hopeful that Allen can revert to the form he showed back in 2015. It was then that he racked up 67 catches in just 7 1/2 games, tied for third in NFL history at the mid-point of a season. His season-to-date included a 15-catch performance in the season opener against Detroit, tying the franchise single-game mark. Two weeks later, he caught a dozen passes, including two touchdowns, in a game at Minnesota. Three weeks later, he caught 14 passes at Green Bay's Lambeau Field to become the first player in NFL history with at least 12 catches in three of his team's first six games of a season.

Allen finished the 2015 season with 67 catches, 725 yards and four scores. Even though he played less than half the season, teammates selected him as the squad's offensive player of the year.

SUPPORTING OUR TROOPS

In April 2016, Allen co-hosted a two-day football camp for youth from the Kaiserslautern Military Community at Ramstein Air Base in Ramstein, Germany, with Washington Redskins wide receiver Andre Roberts. It was Allen's first time visiting Europe. Allen and Roberts also visited the USO's Warrior Center, they signed autographs at Ramstein Air Base, they visited the Landstuhl Regional Medical Center, and they spent time at the USO's Deployment Center for Active Duty Troops.



ZEN SPORTS BALM

Allen is a majority stakeholder in the company Zen Enterprises that manufactures a product called Zen Sports Balm, which is used to relieve aches and pains associated with muscles and joints, especially for individuals suffering from arthritis, backaches, strains, sprains, and bruises.



Continued next page

Allen's breakthrough season in 2015 didn't come as a surprise to those close to the young wide receiver. After an inconsistent 2014, Allen made a commitment to improving his overall conditioning. He completely revised his diet and improved his training methods. He even started to wear a heavy sweatshirt under his pads when he practiced, so he felt lighter and faster on game days.

A third-round draft pick in 2013, Allen took the NFL by storm that season, earning NFL Rookie of the Year and NFL Offensive Rookie of the Year honors from multiple organizations. In his second season, Allen had another outstanding year, leading the team with 77 catches, good for 783 yards and four scores.

Looking back, as unfathomable as it might sound, Allen's NFL career almost never materialized.

A projected first-round pick out of Cal-Berkeley, Allen's pre-draft stock fell as the result of a knee injury late in his senior season. The Chargers snagged Allen in the third round, but during his first few months in San Diego, the coaching staff limited his reps to make sure that he was fully recovered from the knee injury. Allen also found himself stacked behind a talented group of veteran wide receivers. At one point during training camp, he began questioning himself and his position with the team. He considered walking away to continue his education at Cal and pursue a career in his other field of dreams: Music. Ultimately it was his mother, Doris, convinced Allen to stick with football. Around the same time he was struggling with his future, returning starter Danario Alexander went down with a knee injury, and suddenly Allen found himself receiving more reps with the offense. In the Chargers' second game of the season in Philadelphia, Malcom Floyd suffered a season-ending neck injury. With Floyd out, Allen's number was called. On just his second play, Allen caught an 18-yard pass on a 3rd-and-8 play that ignited a touchdown drive and a season that would end with Allen being celebrated center stage as the Pepsi Next NFL Rookie of the Year at New York City's Radio City Music Hall.

Allen went on to lead the team and set franchise rookie receiving records with 1,046 yards and 71 catches. He led all NFL rookies in catches, yards and touchdowns (eight), topping the 1,000-yard plateau during the Bolts' regular-season finale. He became just the fifth rookie since 2000 to rack up over 1,000 yards. In three games late in the season, Allen caught five touchdown passes, the most by a Chargers wide receiver in a three-game span since 1996. It included

an impressive two-game stretch in the course of five days when he caught two touchdowns vs. the New York Giants on Dec. 8 and two more at Denver on Dec. 12. Twice in 2013, Allen racked up more than 100 yards in back-to-back games, a feat that hadn't been achieved by a Chargers rookie since 1960.

Allen's outstanding play continued into the post-season as he led the team with eight catches for 163 yards and two touchdowns. It included a 142-yard, two touchdown performance in the divisional play-offs at Denver. It was the Chargers' second-most receiving yards in a playoff game and the team's first two-touchdown game in the playoffs since Jan. 1983 (Kellen Winslow). Allen's yardage total tied for the second-most by a rookie in a playoff game in NFL history (Eagles TE Keith Jackson, 1988) and he became the league's first rookie since New England's Julian Edelman (Jan. 2010) with two touchdown catches in a postseason game.

Long before the 2013 NFL Draft, Allen was a player coveted by Chargers General Manager Tom Telesco. In 2011, Telesco attended Cal's game against USC at San Francisco's AT&T Park and he noted that Allen stood out on a field that was loaded with great players. Allen enjoyed one of the most prolific days of his career that evening against the Trojans, catching a career-best 13 passes for 160 yards.

Allen left Cal after his junior season having caught a school-record 205 career passes. His half-brother, Zach Maynard, was his quarterback all three years at Cal. Maynard originally enrolled at the University of Buffalo, but transferred to Cal so that he and Allen could be teammates. In 2011, they combined for the longest pass play in school history, a 90-yard score against the Washington Huskies.

One of Allen's closest friends is Detroit Lions receiver, Marvin Jones. They became teammates at Cal after Jones hosted Allen during his recruiting visit.

Allen is a supporter of youth sports. He is the sponsor for a 13-and-under AAU basketball team nicknamed the Slayers. Last July, he returned to his hometown of Greensboro, N.C., to host a football camp at his alma mater, Northern Guilford High School. In 2016, he teamed up with a local Boys & Girls club to introduce a program called "Catches for Kids" in which supporters could donate money for each of Allen's catches.



TRANSACTION HISTORY: Third-round pick (76th

overall), April 26, 2013...signed four-year contract May 13...agreed to four-year contract extension, June 10, 2016.

2016: Ed Block Courage Award...injured right knee late second quarter Sept. 11 vs. Kansas City and did not return...led team with six catches for 63 yards prior to injury...diagnosed with torn ACL and placed on "Reserve-Injured" Sept. 12. **2015: Chargers Offensive Player of Year**...tied franchise record with 15 catches (Kellen Winslow at Green Bay, Oct. 7, 1984), good for career-high 166 yards, Sept.

13 vs. Detroit...tied for 11th-most catches in game in NFL history...helped Chargers overcome 18-point deficit (second-highest in franchise history) to win, 33-28...15 catches were most in franchise history by wide receiver and were most by any player on NFL Kickoff Weekend since 1970 merger...early fourth quarter vs. Lions, 15-yard 3rd-and-10 catch during go-ahead touchdown drive...later during touchdown drive for 33-21 lead, caught 20-yarder to the Detroit 22 on 3rd-and-19...12 catches for 133 yards and career-high-tying two TDs (34 and 19 yards) Sept. 27 at Minnesota...four catches Oct. 4 vs. Cleveland

for 33 through first four games, tying Antonio Gates (2007) for most catches in team history through first four games of season...Oct. 18 at Green Bay, caught 14 passes for 157 yards...six catches in first quarter and 11 in first half...left game in second half with hip injury and did not return...targeted 15 times vs. Packers and caught 14 of 15...Nov. 1 at Baltimore, caught 13-yard touchdown pass just before half-time but injured kidney on play and did not return...on touchdown drive, caught five-yard pass on 3rd-and-3 and seven-yarder on 3rd-and-5...placed on season-ending "Reserve-Injured" Nov. 3. **2014:** Ten catches and season-high 135 yards in Sept. 28 win vs. Jacksonville...Oct. 12 at Oakland, set up game-winning touchdown with career-long 29-yard punt return...six plays later, Chargers scored touchdown for final points in 31-28 win...first touchdown of season (2 yards) among team-high nine catches Oct. 23 at Denver...paced team with 104 yards and TD in 27-24 win over St. Louis Nov. 23...touchdown was game-winner as he bounced back from lost fumble at end of 35-yard catch-and-run at Rams' 16 on previous possession...season-high 11 catches for 121 yards and two TDs in 34-33 win at Baltimore Nov. 30...targeted season-high 15 times...12-yard touchdown catch in first quarter and 23-yarder to pull Bolts within 30-27 with 3:40 left in fourth quarter...during game-winning touchdown drive one series later, had three catches for 33 yards, including catches of 14 and 12 yards on first two plays...injured ankle after making second quarter catch Dec. 14 vs. Denver...returned briefly in third quarter but did not finish game...also injured clavicle during game...inactive Dec. 20 at San Francisco and Dec. 28 at Kansas City. **2013: Pepsi Next and Sporting News NFL Rookie of Year...Professional Football Writers of America (PFWA), CBSsports.com and Sports Illustrated NFL Offensive Rookie of Year...PFWA All-Rookie...ESPN All-AFC West...** first two NFL catches Sept. 15 at Philadelphia...both were third-down catches good for first downs during scoring drives...first went for 18 yards on 3rd-and-11 on TD drive and second for 16 on 3rd-and-7 during FG drive...made first catch despite being interfered with, drawing penalty flag...during 30-21 win over Dallas Sept. 29, helped sustain first TD drive of game with 31-yard catch on 3rd-and-8...later ignited field goal drive for 23-20 lead with 19-yard catch from own 10 on first play...first-career touchdown on seven-yard catch in fourth quarter at Oakland Oct. 6...started drive with 21-yard punt return and drew pass interference penalty on 1st-and-15 play...finished night with 115 yards for first-career 100-yard game...**Pepsi Next NFL Rookie of Week** after game-high 107 yards in 19-9 win over Indianapolis Oct. 14...second-straight 100-yard game to become only second Chargers rookie with back-to-back 100-yard games (Don Norton, 1960)...scored team's only TD of night (22 yards) in second quarter...team-high 128 yards and 16-yard late fourth-quarter TD Nov. 3 at Washington...during late game-tying field goal drive, caught 22-yard pass on 4th-and-2, followed by successive catches of 20 and 11 yards...**Pepsi Next**

NFL Rookie of Week after game-high nine catches and 124 yards in 41-38 win Nov. 24 at Kansas City...eight catches for 104 yards in first half...fourth 100-yard game of season set team rookie record...game highs in yards (106) and catches (eight) Dec. 1 vs. Cincinnati...fifth 100-yard game of season and second-consecutive, marking second occasion with back-to-back 100-yard games...first-career multi-TD game in 37-14 win over New York Giants Dec. 8...first half touchdown catches of 43 yards (career long) and four yards, both on 3rd-down plays, helped Bolts jump out to 24-0 lead...raised season receptions total to 61, setting team rookie record (LaDainian Tomlinson, 59 in 2001)...**Pepsi Next NFL Rookie of Week** after 27-20 road win over 11-2 Denver Dec. 12...touchdown catches of 19 and 10 yards on 3rd down plays in second quarter...third quarter touchdown catch (4 yards) to break 10-10 tie in 26-13 win over Oakland Dec. 22...fifth TD in three games, equaled most by Chargers wide receiver in three-game stretch since 1996...**Pepsi Next NFL Rookie of Week** after team-high 89 yards in 27-24 overtime win against Kansas City Dec. 29 that put Chargers into AFC playoffs...upped season tally to team-leading and team rookie record 1,046 yards...went over 1,000 yards on 38-yard catch that set up game-tying field goal late in fourth quarter...earlier, 24-yard catch on 3rd-and-6 helped set up TD that tied game at 14-14...held to two catches in Jan. 5 Wild Card Playoff win at Cincinnati, but both were 3rd-down catches in third quarter that helped sustain scoring drives...nine-yard catch on 3rd-and-1 helped sustain TD drive and 12-yarder on later 3rd-and-7 helped sustain FG drive...tied team postseason record with two touchdowns and second-most yards in team playoff history (142) in Jan. 12 Divisional Playoffs at Denver...both touchdowns covered 16 yards in fourth quarter...set up second with 49-yard catch on 4th-and-5.

COLLEGE: Honorable mention All-Pac-12 as junior...third-team All-America and first-team All-Pac-12 as sophomore...second-team All-Pac-10 as freshman...2011 Bear Backers MVP Award...four-time recipient of College Football Performer of Week Award, including three times as wide receiver and once as punt returner...Pac-10 Special Teams Player of Week as freshman vs. Arizona State...third in school history with 2,570 yards and seventh in touchdowns (17)...played at Cal from 2010-12...African-American studies major.

PERSONAL: Born in Greensboro, N.C. ...spent freshman and sophomore seasons at Grimsley (Greensboro, N.C.) High... played alongside half-brother and quarterback, Zach Maynard...transferred to Greensboro's North Guilford High as junior and senior...USA Today All-America as senior...all-state as junior...as senior, led squad to 3A Mid-State Conference title.

Continued next page

Regular Season			Receiving				Special Teams			Punt Returns			
Year	Team	G-S	No.-Yds.	Avg.	Long	TD	Tackles	No.-Yds.	FC	Avg.	Long	TD	
2013	San Diego	15-14	71-1,046	14.7	43t	8	1	15-125	13	8.3	28	0	
2014	San Diego	14-14	77-783	10.2	35	4	0	11-99	11	9.0	29	0	
2015	San Diego	8-8	67-725	10.8	38	4	0	3-5	4	1.7	5	0	
2016	San Diego	1-1	6-63	10.5	15	0	0	0-0	0	0.0	0	0	
Totals		38-37	221-2,617	11.8	43t	16	1	29-229	28	7.9	29	0	

Postseason			Receiving				Special Teams			Punt Returns			
Year	Team	G-S	No.-Yds.	Avg.	Long	TD	Tackles	No.-Yds.	FC	Avg.	Long	TD	
2013	San Diego	2-2	8-163	20.4	49	2	0	0-0	2	0.0	0	0	

Regular-Season Single-game Highs

Receptions — 15 vs. Detroit Sept. 13, 2015
 Receiving Yards — 166 vs. Detroit Sept. 13, 2015
 Receiving Long — 43t vs. N.Y. Giants Dec. 8, 2013
 Receiving TDs — 2 (4 times) Last: at Minnesota Sept. 27, 2015
 Punt Returns — 4 vs. Oakland Nov. 16, 2014
 Punt Return Yards — 44 vs. Oakland Nov. 16, 2014
 Punt Return Long — 29 at Oakland Oct. 12, 2014

Postseason Single-game Highs

Receptions — 6 at Denver Jan. 12, 2014
 Receiving Yards — 142 at Denver Jan. 12, 2014
 Receiving Long — 49 at Denver Jan. 12, 2014
 Receiving TDs — 2 at Denver Jan. 12, 2014
 Receiving Long TD — 16 (twice) Last: at Den. Jan. 12, 2014

2016		Receiving				Punt Returns					
Date	Opp	No.-Yds	Avg.	Lg	TD	TDs	No.-Yds	FC	Avg.	Lg	TD
09/11	at KC	6-63	10.5	15	0	0	0-0	0	0.0	0	0
Reserve-Injured (9/18 vs. Jax, 9/25 at Ind, 10/2 vs. NO, 10/9 at Oak, 10/13 vs. Den, 10/23 at Atl, 10/30 at Den, 11/6 vs. Ten, 11/13 vs. Mia, 11/27 at Hou, 12/4 vs. TB, 12/11 at Car, 12/18 vs. Oak, 12/24 at Cle, 1/1 vs. KC)											

2013		Receiving				Punt Returns					
Date	Opp	No.-Yds	Avg.	Lg	TD	TDs	No.-Yds	FC	Avg.	Lg	TD
09/09	Hou	Did Not Play									
09/15	at Phi	2-34	17.0	18	0	0	0-0	0	0	0	0
09/22	at Den*	1(-4)	-4.0	3	0	0	0-0	0	0	0	0
09/29	Dal*	5-80	16.0	31	0	0	0-0	0	0	0	0
10/06	at Oak*	6-115	19.2	30	1	7	1-21	0	21.0	21	0
10/14	Ind*	9-107	11.9	22t	1	22	0-0	1	0.0	0	0
10/20	at Jax*	3-67	22.3	36	0	0	1-11	0	11.0	11	0
11/03	at Was*	8-128	16.0	22	1	16	0-0	1	0.0	0	0
11/10	Den*	4-41	10.3	18	0	0	0-0	3	0.0	0	0
11/17	at Mia*	3-45	15.0	17	0	0	2-34	1	17.0	21	0
11/24	at KC*	9-124	13.8	29	0	0	1-5	2	5.0	5	0
12/01	Cin*	8-106	13.3	22	0	0	1-0	2	0.0	0	0
12/08	NYG*	3-59	19.7	43t	2	43, 4	2-2	0	1.0	2	0
12/12	at Den*	2-29	14.5	19t	2	19, 10	2-11	1	5.5	6	0
12/22	Oak*	3-26	8.7	18	1	4	3-35	1	11.7	28	0
12/29	KC*	5-89	17.8	38	0	0	2-6	1	3.0	7	0
Totals		71-1,046	14.7	43t	8	8	15-125	13	8.3	28	0
01/05	at Cin*	2-21	10.5	12	0	0	0-0	2	0.0	0	0
01/12	at Den*	+6-142	23.7	49	2	2	0-0	0	0.0	0	0
Totals		8-163	20.4	49	2	2	0-0	2	0.0	0	0

* Denotes starter
 + Denotes postseason game

2014		Receiving				Punt Returns					
Date	Opp	No.-Yds	Avg.	Lg	TD	TDs	No.-Yds	FC	Avg.	Lg	TD
Sept. 8	at Ari*	5-37	7.4	12	0	0	0-0	0	0.0	0	0
Sept. 14	Sea*	5-55	11	14	0	0	0-0	0	0	0	0
Sept. 21	at Buf*	2-17	8.5	11	0	0	0-0	0	0	0	0
Sept. 28	Jax*	10-135	13.5	24	0	0	0-0	0	0	0	0
Oct. 5	NYJ*	3-25	8.3	11	0	0	1-10	2	10.0	10	0
Oct. 12	at Oak*	3-27	9	19	0	0	1-29	0	29	29	0
Oct. 19	KC*	6-58	9.7	18	0	0	0-0	1	0.0	0	0
Oct. 23	at Den*	9-73	8.1	19	1	2	1-6	3	6.0	6	0
Nov. 2	at Mia*	4-47	11.8	17	0	0	0-0	2	0.0	0	0
Nov. 16	Oak*	8-63	7.9	13	0	0	4-44	2	11	17	0
Nov. 23	STL*	6-104	17.3	35	1	29	1-0	0	0.0	0	0
Nov. 30	at Bal*	11-121	11	23t	2	12, 23	0-0	0	0.0	0	0
Dec. 7	NE*	2-3	1.5	3	0	0	2-7	1	3.5	7	0
Dec. 14	Den*	3-18	6	7	0	0	1-3	0	3.0	3	0
Dec. 20	at SF	Inactive									
Dec. 28	at KC	Inactive									
Totals		77-783	10.2	35	4	4	11-99	11	9	29	0



JERRY ATTAOCHU

Defensive End
6-3, 252
4th NFL Season
4th with Chargers

Draft 2 - '14
Georgia Tech
Archbishop Carroll HS
Washington, D.C.

Jerry Attaochu (uh-TAU-choo) is eager to get back into the fold for the Chargers in 2017.

Coming off a career year in 2015 during which he set career highs in tackles, sacks and tackles for loss, Attaochu was looking forward to a big season in 2016. His year, however, was cut in half by injuries as Attaochu appeared in just eight games. He missed three games in the middle of the season as result of an ankle injury and then during his second game back in late-November in Houston, Attaochu suffered a broken foot that brought his season to an early end.

A raw talent and former second-round pick, Attaochu heads into 2017 with career totals that include 86 tackles, 10 sacks and 20 tackles for loss.

Attaochu was born in Ibadan, Nigeria. He moved to the United States at age eight. His father, Paul, was an exchange student in the U.S. in the 1980s, who later returned to Nigeria where he married Attaochu's mother, Comfort. When the family returned to the States, they settled in Washington, D.C. Attaochu didn't start playing football until the ninth grade, and it was a bit of a fluke that he did. Attaochu stumbled into a line for athletic physical exams, thinking they were for the soccer team, only to discover they were actually for the football team at Archbishop Carroll (Washington, D.C.) High.

Attaochu parlayed that misunderstanding into a collegiate career at Georgia Tech that saw him earn All-America and All-ACC accolades. One of the nation's most gifted athletes, he racked-up a school-record 31.5 career sacks for the Yellow Jackets.

The Chargers selected Attaochu in the second round (50th overall) of the 2014 NFL Draft. He had long had his eye on becoming a Bolt. Eager to play in San Diego, Attaochu had approached several members of the Chargers' coaching and scouting staff at the 2014 NFL Senior Bowl to gauge the team's interest in him.

Attaochu is a passionate soccer fan whose favorite teams are the United States, Nigeria and France.

Attaochu was a science, technology and culture major at Georgia Tech. With an eye toward life after football, he spent two years interning with the Barton Executive Search Firm in Atlanta, where Tech's campus is located.

Attaochu was selected as the Chargers Man of the Year in 2016 for his work in the community. Attaochu and his father founded the Glory's Hope Sickle Cell Foundation in 2015. Attaochu's younger sister, Glory, suffers from Sickle Cell Disease. The Foundation supports research, education and creates awareness of Sickle Cell in both Africa and the United States. In 2016, Attaochu organized a blood drive in Washington D.C. to help children and adults with Sickle Cell and in March, he hosted a Spin Cycling event.



In 2016, Attaochu also spent time on Capitol Hill as part of the American Diabetes Association's Team Tackle campaign. He joined forces with fellow NFL players to raise diabetes and pre-diabetes awareness.

CHARGERS MAN OF THE YEAR

Attaochu was selected as the Chargers' 2016 Man of the Year for his work in the community. In honor of his selection, Attaochu was asked to announce the Chargers' third-round pick of the 2017 NFL Draft on national television.



MAN HE'S FAST

At his pro day at Georgia Tech in 2014, Attaochu posted a 10-yard split time in the 40-yard dash (1.55) that was one-hundredth of a second faster than what Jadeveon Clowney, the draft's No. 1 overall pick, recorded at the 2014 NFL Combine.



Continued next page

TRANSACTION HISTORY: Second-round pick by Chargers (50th overall), May 9, 2014...signed May 21, 2014.

2016: Chargers Man of the Year...14-yard sack on 3rd-and-14 capped three-and-out Sept. 11 at Kansas City...also tallied three pressures vs. Chiefs... five-yard sack on 3rd-and-13 to force punt early in first quarter Oct. 2 vs. New Orleans...Bolts scored game-tying touchdown on ensuing possession...inactive Oct. 23 at Atlanta, Oct. 30 at Denver and Nov. 6 vs. Tennessee (ankle)...suffered broken foot late in Houston contest Nov. 27...placed on "Reserve-Injured" Dec. 3. **2015:** Inactive Sept. 13 vs. Detroit (hamstring)...selected as team captain by Head Coach Mike McCoy for Cleveland game Oct. 4 and responded with career-high two sacks and team-high four quarterback hits in 30-27 win... two tackles for loss among season-high 10 tackles and team-leading three quarterback hits Oct. 12 vs. Pittsburgh on ESPN's Monday Night Football... two third-down sacks to cap off three-and-outs Oct. 18 at Green Bay's Lambeau Field...team-high three quarterback hits Nov. 9 vs. Chicago...early fourth-quarter sack to help force three-and-out Nov. 22 vs. Kansas City...Dec. 13 at Kansas City had early tackle for loss, forced fumble on punt return, and late third-quarter sack on 3rd-and-10 play...shared 11-yard sack and two tackles for loss in 30-14 win vs. Miami Dec. 20...helped force punt on Dolphins' opening series of game with one-yard tackle for loss on first down and three-yard shared tackle for loss on 2nd-and-11...on opening

series of third quarter, helped cap three-and-out with 11-yard shared sack with Melvin Ingram on 3rd-and-9...team-high three tackles for loss, all in third quarter during three-and-outs, Dec. 24 at Oakland. **2014:** NFL debut on national TV in Week 1 at Arizona and blocked punt that led to field goal...then made special teams tackle at 18 on ensuing kickoff... in third quarter, had a four-yard sack and forced fumble on 3rd down was recovered by Dwight Freeney and led to TD for 17-6 lead...injured hamstring Sept. 21 at Buffalo...inactive vs. Jacksonville (Sept. 28) and New York Jets (Oct. 5)...returned Oct. 12 at Oakland, but re-injured hamstring...inactive Oct. 19 vs. Kansas City, Oct. 23 at Denver and Nov. 2 at Miami...late nine-yard sack in 13-6 win against Oakland Nov. 16.

COLLEGE: Third-team All-America by Associated Press and CBS Sports and first-team All-ACC as senior after placing second in ACC and sixth in nation with 12.5 sacks...school-record 31.5 career sacks...single-game high four sacks vs. Georgia in 2013...honorable mention All-ACC as sophomore and junior...2012 ACC Linebacker of Week after three sacks vs. Maryland...2011 ACC Linebacker of Week and Football Writers Association National Player of Week after three sacks and forced fumble against North Carolina...started 37 of 49 career games and totaled 196 tackles, 43.5 tackles for loss, interception and four forced fumbles...played at Georgia Tech from 2010-13...science, technology and culture major.

PERSONAL: Born in Ibadan, Nigeria...team captain as junior and senior at Archbishop Carroll High.

Regular Season

Year	Team	G-S	Tack.-Asst.	Total	Sacks-Yds.	Int.-Yds.	Long	TD	Pass Def.	Fumbles For.-Rec.	TFL	Special Teams Tackles
2014	San Diego	11-0	9-3	12	2-13	0-0	0	0	1	1-0	2	2
2015	San Diego	15-12	52-14	66	6-39	0-0	0	0	2	0-0	16	3
2016	San Diego	8-1	5-3	8	2-19	0-0	0	0	0	0-0	2	4
	Totals	34-13	66-20	86	10-71	0-0	0	0	3	1-0	20	9

Regular-Season Single-game Highs

Tackles — 10 vs. Pittsburgh Oct. 12, 2015

Sacks — 2 (twice) Last: at Green Bay Oct. 18, 2015



JOE BARKSDALE

Tackle
6-5, 326
7th NFL Season
3rd with Chargers

Free Agent — '15
Louisiana State
Cass Tech HS
Detroit, Mich.

The Chargers' 2015 Lineman of the Year, Joe Barksdale has started 31 of 32 games for the Bolts over the last two seasons.

Barksdale originally joined the Chargers in May 2015, agreeing to a one-year contract late in free agency. The former Oakland Raiders third-round draft pick exceeded expectations, playing 624 snaps, more than any player on the roster, including quarterback Philip Rivers. Barksdale not only played a lot, but

he played on both sides of the line. He started all 16 games at right tackle, but four times during the season he was forced to switch sides to play left tackle when injuries hit. After his outstanding season, the Chargers rewarded Barksdale with a four-year contract last March.

Barksdale was drafted by the Raiders in 2011. He played in all 16 games as a rookie before Oakland waived him early during his second season. He was

then claimed by the Rams. Barksdale played sparingly for St. Louis in 2012, but three weeks into the 2013 season, he was inserted into the starting lineup at right tackle and he remained there for 13 of the Rams' final 14 games. In 2014, he started all 16 games at right tackle. After the year had ended, instead of re-signing with the Rams, Barksdale opted to test the waters of free agency, which ultimately led him to the Chargers.

Barksdale plays the game with a chip on his shoulder. That's what happens when you go from a highly-touted free agent to nearly being out of the game just over a year later. As motivation, he keeps a list in his locker that features things he intends to work on each week and throughout the season at hand.

Barksdale's career has been filled with several twists and turns that helped him get to where he is today. The Detroit native spurned offers from colleges all over the country to become the first-ever LSU football player to hail from the Wolverine State. He enrolled at LSU as a defensive tackle, but the Tigers had a defensive front loaded with All-Americans, so the coaching staff convinced him to move to the offensive line, and the rest is history. Barksdale played on LSU's national championship team as a freshman in 2007, and then he started three seasons at both left and right tackle.

In March 2015, Barksdale married his long-time girl-

friend, Brionna Blackwell, who holds a master's degree in public relations. They grew up in Detroit and have known each other since third grade. Last December, Joe and Brionna became first-time parents to a little girl, Kennedy.

Several years ago, Barksdale took up guitar and he has since become an accomplished blues musician. He wowed guests at their wedding when he knocked out a few tunes at the reception. In 2015, Barksdale visited the Fender guitar factory in Corona, Calif., and the visit was profiled on ESPN's NFL Countdown prior to a Bolts' Monday Night Football game against Chicago. The late Jimi Hendrix has long been one of Barksdale's musical idols and the folks at Fender presented him with a brand-new Hendrix commemorative guitar that was just being released to add to his collection. Barksdale has formed his band named "The Reapers." This past year, the band hosted a weekly open jam session at a Southern California music establishment. Profits from the jam sessions helped support the Fender Music Foundation, a nonprofit organization that supports music and education programs in schools.

Barksdale also supports the Boys & Girls Clubs. In December 2015 as part of National Day of Giving, Barksdale treated 50 children to a holiday shopping spree to purchase gifts for their families at a Southern California JCPenney store.



TRANSACTION HISTORY: Third-round pick by Oakland (92nd overall), April 29, 2011...signed July 31...waived Sept. 26, 2012...claimed by St. Louis, Sept. 27...contract expired, March 10, 2015...signed with Chargers, May 19...signed four-year contract with Chargers, March 8, 2016.

2016: Starting right tackle helped Chargers rush for 150-plus yards in Weeks 1 (155 at Kansas City) and 2 (150 yards vs. Jacksonville)...marked team's first back-to-back 150-yard games since 2007 and first back-to-back 150-yard games to open season since 2006...started at right tackle Oct. 2 vs. New Orleans but shifted to left tackle when Chris Hairston was injured late second quarter...inactive Oct. 9 at Oakland (foot)...helped Chargers rush for a season-high 208 yards in 43-35 win over Tennessee Nov. 6...line also allowed just one sack in 34 dropbacks as Philip Rivers threw for 275 yards and two TDs...left Miami game Nov. 13 in fourth quarter with groin injury. **2015:** **Chargers Lineman of Year**...helped Chargers pass for 404 yards in 33-28 win over Detroit in Sept. 13 as line allowed just two sacks in 44 dropbacks...slid from right to left tackle late Sept. 27 at Minnesota when King Dunlap left game with concussion...team captain Sept. 27 vs. Vikings...starting right tackle in 30-27 win vs. Cleveland Oct. 4 as Bolts passed for 358 yards and three touchdowns, while line surrendered just two sacks...Chargers won game on 34-yard field goal with no time left on clock...team captain Oct. 12 vs. Pittsburgh...started vs. Steelers at right tackle, but shifted to left tackle when Chris Hairston left game with ankle injury...played entire game at right tackle Oct. 18 at Green Bay as Philip Rivers set franchise records for attempts, completions and yards...saw

action at both left and right tackle Nov. 1 at Baltimore as injuries forced re-shuffling of offensive line...left game vs. Kansas City Nov. 22 late in third quarter with hip injury and did not return...played all 71 snaps at right tackle of 31-25 win at Jacksonville Nov. 29...line allowed just two sacks in 45 total dropbacks while Philip Rivers passed for 300 yards and four touchdowns...left game vs. Denver early Dec. 6 due to back injury...Dec. 20 vs. Miami, helped team rush for season-high 140 yards, while line allowed just one sack in 37 passing plays as Philip Rivers threw for 311 yards and three touchdowns...started Dec. 24 at Oakland at right tackle and briefly shifted to left tackle at start of third quarter after Hairston left game due to abdominal injury...left Denver game Jan. 3 briefly in fourth quarter with ankle injury. **2014:** Started every game at right tackle...part of line that did not allow any sacks in 28-26 win over defending Super Bowl Champion Seattle Seahawks Oct. 16...helped block for season-high 172 yards rushing in 52-0 win over Oakland Nov. 30. **2013:** Took over at right tackle for injured Rodger Saffold Sept. 15 at Atlanta...quarterback Sam Bradford threw for 352 yards vs. Falcons, second-highest total of career...moved into starting lineup at right tackle Sept. 22 vs. Dallas...Nov. 24 vs. Chicago, part of line that allowed three rookie rushers to rack up 261 scrimmage yards and three touchdowns in 42-21 win...played but did not start Dec. 8 at Arizona. **2012:** Inactive for first three games with Oakland...started at left tackle for Rams Oct. 21 vs. Green Bay and Oct. 28 vs. New England. **2011:** Saw action in all 11 games primarily on special teams and as extra tackle in six-lineman sets...NFL debut in 23-20 ESPN Monday Night Football win over Denver Sept. 12.

COLLEGE: Second-team All-SEC as senior...2010 SEC Lineman of Week after performance vs. Ole Miss...started final 39 games to close out career and played in 53 total...started 26 games at right tackle and 13 at left tackle...played in all 14 games for BCS national championship team as true freshman in 2007...member of Omega Psi Phi...played at LSU from 2007-10...general studies major.

Games Played-Started: 2011 (16-0, Oakland); 2012 (6-2, St. Louis); 2013 (16-13, St. Louis); 2014 (16-16, St. Louis); 2015 (16-16, San Diego); 2016 (15-15, San Diego); **Total** (85-62).



KENJON BARNER

Running Back
5-9, 195
4th NFL Season
1st with Chargers

Free Agent – '17
Oregon
Notre Dame HS
Riverside, Calif.

In March, the Chargers signed running back and Southern California-native Kenjon (ken-yawn) Barner, to a one-year deal.

Barner spent the last two seasons (2015-16) with the Philadelphia Eagles after originally being drafted by the Carolina Panthers in the sixth round in 2013. He played in eight games for the Panthers in 2013 before being traded to Philadelphia in 2014. Barner was waived-injured before the start of the 2014 season but returned to spend the last half of the season on Philadelphia's practice squad. He appeared in 23 games over the last two seasons for the Eagles.

A native of Riverside, Calif., Barner played collegiately at Oregon where he was a two-year team

captain and a first-team All-America and All-Pac-12 choice as a senior. During that senior year in 2012, Barner only needed to take two electives during the fall semester to finish his degree in criminology, so he settled on studying yoga and ballet. He was interested in the effects that the two activities could have on his on-the-field performance and reaped immediate benefits of the added flexibility and balance from partaking in those classes.

Barner's hobbies include bowling, wakeboarding, water sports, camping and spending time at the beach. His high score in bowling is 265.

Barner's pregame ritual includes taking a bubble bath and listening to country music the night before a game.

TRANSACTION HISTORY: Sixth-round pick (182nd overall) by Carolina, April 27, 2013...signed May 23...traded to Philadelphia, Aug. 20, 2014...waived Sept. 8...re-signed to Eagles' practice squad, Nov. 4...re-signed with Eagles Dec. 30...contract expired March 9, 2017...signed with Chargers, March 21.

2016: Matched season-high with 42 yards rushing and touchdown Sept. 25 vs. Pittsburgh...scored from eight yards out for final points in Eagles' 34-3 win...three-yard TD run Nov. 6 at New York Giants...season-high 114 kickoff return yards, including 52-yarder in 24-15 win over Atlanta Nov. 13...season-long 61-yard kickoff return to set up TD Dec. 4 at Cincinnati. **2015:** Season-high nine carries for 39 yards in Dec. 6 win at New England...season-high five catches in Week 17 win at Giants Jan. 3. **2014:** Spent final eight weeks of season on Philadelphia's practice squad. **2013:** NFL debut Oct. 6 at Arizona...season-high five carries in 27-6 win over Tampa Bay Dec. 1.

COLLEGE: Finished career second in school history with 3,623 rushing yards and tied for second with 41 rushing TDs...added 54 catches for 591 yards and seven scores...as senior in 2012, rushed for 1,767

yards (second in school history), while tying school's single-season record with 21 rushing TDs...team captain as junior and senior...Walter Camp Football Foundation National Offensive Player of Week and Pac-12 Offensive Player of Week after school-record 321 rushing yards and five TDs at USC in 2012...two-time College Football Performance Awards Running Back of Week as junior in 2011...Pac-10 Player of Week after 147-yard, five-TD performance vs. New Mexico...CFPA National Punt Returner of Week after 80-yard return for TD at Tennessee...All-Pac-10 honorable mention as redshirt freshman in 2009...Pac-10 Special Teams Player of Week after 100-yard kickoff return vs. UCLA...redshirted in 2008...played at Oregon from 2009-12...pre-journalism major.

PERSONAL: Born in Riverside, Calif. ...first-team All-CIF and team MVP at Notre Dame (Riverside, Calif.) High where he accumulated 10,772 career all-purpose yards, 8,178 rushing yards, and 144 touchdowns, in addition to 362 tackles on defense...as senior in 2007, led state in touchdowns (46) and rushing yards (3,124), while ranking second and fourth in nation, respectively...team MVP and second-team All-CIF in basketball.

Regular Season		Rushing					Receiving					Kickoff Returns			
Year	Team	G-S	No.-Yds.	Avg.	Long	TD	No.-Yds.	Avg.	Long	TD	No.-Yds.	Avg.	Long	TD	
2013	Carolina	8-0	6-7	1.2	2	0	2-7	3.5	5	0	2-17	8.5	17	0	
2015	Philadelphia	10-0	28-124	4.4	19	0	9-22	2.4	12	0	1-10	10.0	10	0	
2016	Philadelphia	13-0	27-129	4.8	19	2	5-42	8.4	15	0	9-277	30.8	61	0	
Totals		31-0	61-260	4.3	19	2	16-71	4.4	15	0	12-304	25.3	61	0	

Regular Season		Punt Returns				
Year	Team	No.-Yds.	Avg.	FC	Long	TD
2013	Carolina	0-0	0.0	0	0	0
2015	Philadelphia	1-(-3)	-3.0	0	-3	0
2016	Philadelphia	2-22	11.0	0	22	0
Totals		3-19	6.3	0	22	0

Regular-Season Single-game Highs

Rushing Attempts — 9 at New England Dec. 6, 2015
Rushing Yards — 42 (twice) Last: vs. Pittsburgh Sept. 25, 2016
Rushing Long — 19 (twice) Last: vs. Cleveland Sept. 11, 2016
Rushing Long TD — 8t vs. Pittsburgh Sept. 25, 2016
Receptions — 5 at New York Giants Jan. 3, 2016
Receiving Yards — 25 at Baltimore Dec. 18, 2016
Receiving Long — 15 at Baltimore Dec. 18, 2016

Kickoff Returns — 3 (twice) Last: vs. Green Bay Nov. 28, 2016
Kickoff Return Yards — 114 vs. Atlanta Nov. 13, 2016
Kickoff Return Long — 61 at Cincinnati Dec. 4, 2016
Punt Returns — 1 (3 times) Last: vs. Washington Dec. 26, 2015
Punt Return Yards — 22 at Baltimore Dec. 18, 2016
Punt Return Long — 22 at Baltimore Dec. 18, 2016



TRAVIS BENJAMIN

Wide Receiver–Kick Returner UFA (Cleveland) – '16
5-10, 175
6th NFL Season
2nd with Chargers
Miami
Glades Central HS
Belle Glade, Fla.

Big-play wide receiver and kick returner Travis Benjamin returns for his second year with the Chargers after signing a four-year deal in 2016. A legitimate home-run threat, Benjamin has scored 17 touchdowns during his career, and the average length of his touchdowns is an astonishing 40.8 yards. Including punt returns, 10 of Benjamin's 17 career TDs have been of 40 yards or longer. His 11.9-yard career punt return average from when he entered the NFL in 2012 is the highest in the League over the last five years (2012-16).

Benjamin came to the Chargers from Cleveland. In 2015, he was the Browns' second-leading receiver as he set career highs in catches, yards and touchdowns. During a September 2015 game vs. Tennessee, Benjamin caught touchdown passes of 50 and 60 yards, in addition to returning a punt 78 yards for another score. He joined Tavon Austin as the only players in NFL history with a 75-plus yard punt return touchdown and two 50-plus yard touchdown catches in a single game. Combined with a 54-yard touchdown catch in the Browns' season opener at the New York Jets, Benjamin became the first player since Hall of Famer Jim Brown (1963) with four 50-plus yard touchdowns in a season's first two games.

Benjamin's nickname is Rabbit. As a youth in Florida because he used to chase rabbits that were escaping from burning cane fields. Benjamin swears that it helped him develop his speed and agility.

TRANSACTION HISTORY: Fourth-round pick (100th overall) by Cleveland, April 28, 2012...signed May 10...contract expired, March 9, 2016...signed four-year contract with Chargers, March 11.


2016: First 100-yard game of season (115) and two touchdowns (6 and 45 yards) in 38-14 win vs. Jacksonville Sept. 18...first gave Chargers 14-0 lead and second 35-0 lead...went over 100 yards on 45-yard scoring catch...43-yard catch in second quarter set up TD that gave Bolts 21-0 lead...tied career-high with 117 yards receiving Oct. 9 at Oakland...54-yard catch-and-run to help set up field goal for 10-6 lead...during late fourth quarter TD drive to get within 34-31, had 11-yard catch on 2nd-and-11 and 23-yarder to Oakland 17...despite dealing with sore knee, 13-yard catch-and-run for key 3rd-and-5 conversion during late fourth-quarter TD drive in 33-30 OT win at Atlanta Oct. 23...one-handed 14-yard TD catch in back of end zone late in third quarter on 3rd-and-10 play Oct. 30 at Denver...capped 98-yard drive, team's longest since 2011 season finale, and brought Bolts to within 17-13...

The Belle Glade, Florida native still returns to his hometown every offseason where he hosts a youth football camp with Deonte Thompson, who played in the NFL with Baltimore, Buffalo, and Chicago from 2012-15.

Benjamin is easy to spot with his trademark long dreadlocks, which haven't been cut since he was in the eighth grade.

Benjamin is married to the former Africa Stefanos, a former on-air host at the hip-hop radio station FM Z107.9 in Cleveland.

Benjamin comes from a family with a long history in law enforcement. His mother, Cynthia Stewart, has been a sheriff's deputy in Palm Beach County, Florida for the last 13 years, and two of his aunts, Quandra and Kimberly Stewart, both work in corrections.

Breast cancer is a cause that's important to Benjamin as both his mother and grandmother are survivors. In 2016, Benjamin co-hosted the Susan G. Komen Race for the Cure with safety Jahleel Addae. 

Benjamin's cousin Alphonso Marshall played cornerback for the Chicago Bears from 2004-05. His brother, Troy Stewart, played football at Bethune-Cookman.

Benjamin's hobbies include fishing, watching track, cooking and traveling. At Miami, Benjamin set a school record in the 60 meters, and he was a national finalist in the 4x100-meter relay.

also helped contribute to TD on Bolts' opening drive of game with 18-yard catch on 3rd-and-5...became first WR since Carolina's Kelvin Benjamin in Week 1 to catch TD vs. Denver's defense...inactive Nov. 13 vs. Miami (knee)...47-yard TD catch on game's opening drive Dec. 18 vs. Oakland. **Team Captain** and caught game-long 50-yard catch on first play from scrimmage Dec. 24 at Cleveland...inactive Jan. 1 vs. Kansas City (knee). **2015:** Caught Johnny Manziel's first NFL touchdown pass (54 yards) Sept. 13 at N.Y. Jets...**AFC Special Teams Player of Week** after three TDs in 20-14 win Sept. 20 vs. Tennessee...career-best 154 punt return yards, including 78-yard TD return...season-high 115 yards receiving, including TD catches of 60 and 50 yards...finished game with 269 all-purpose yards...first player in Browns history with two receiving TDs and punt return TD in single game...team captain Oct. 11 at Baltimore...season-high nine catches and 117 yards receiving Oct. 18 vs. Denver...team-high 113 yards receiving Nov. 15 at Pittsburgh...team captain Nov. 30 vs. Ravens and caught game-tying 42-yard TD pass with 1:47 left in game. **2014:** Two touchdowns, including

game-winning six-yard TD catch with 1:09 remaining in 29-28 come-from-behind win at Tennessee Oct. 5...also caught 17-yard TD with 6:49 left to get within six (22-28). **2013: AFC Special Teams Player of Week** after team-record 179 punt return yards, including 79-yard touchdown return, Oct. 3 vs. Buffalo...most punt return yards in game by NFL player since 2004...86-yard kickoff return led to touchdown Oct. 20 at Green Bay...injured knee Oct. 27 at Kansas City...placed on "Reserve-Injured" Oct. 30. **2012:** First NFL TD on 22-yard catch Sept. 23 at Buffalo... **AFC Special Teams Player of Week** after 149 punt

return yards, including 93-yard TD return Dec. 9 vs. Kansas City...first Browns rookie with punt return TD since 1967...69-yard touchdown catch Dec. 16 at Washington.

COLLEGE: In 49 career games, totaled 131 catches for 2,146 yards and 13 TDs...sixth player in school history to surpass 2,000 yards...third in school history with 3,874 all-purpose yards.

PERSONAL: Born in Belle Glade, Fla. ...two-time All-Palm Beach County at Glades Central in Belle Glade... won state title as junior.

Regular Season		Receiving					Punt Returns					Kickoff Returns				
Year	Team	G-S	No.-Yds.	Avg.	Long	TD	No.-Yds.	Avg.	FC	Long	TD	No.-Yds.	Avg.	Long	TD	
2012	Cleveland	14-3	18-298	16.6	69t	2	3-149	49.7	1	93t	1	3-76	25.3	29	0	
2013	Cleveland	8-3	5-105	21.0	39	0	22-257	11.7	7	79t	1	3-146	48.7	86	0	
2014	Cleveland	16-0	18-314	17.4	43	3	15-127	8.5	8	37	0	12-246	20.5	28	0	
2015	Cleveland	16-15	68-966	14.2	61	5	28-324	11.6	10	78t	1	0-0	0.0	0	0	
2016	San Diego	14-8	47-677	14.4	54	4	9-59	6.6	0	18	0	0-0	0.0	0	0	
Totals		68-29	156-2,360	15.1	69t	14	77-916	11.9	26	93t	3	18-468	26.0	86	0	

Regular Season		Rushing				Passing				
Year	Team	No.-Yds.	Avg.	Long	TD	Att.-Comp.	Pct.	Yds.	Long	TD
2012	Cleveland	6-66	11.0	35	0	0-0	.000	0	0	0
2013	Cleveland	1-45	45.0	45	0	0-0	.000	0	0	0
2014	Cleveland	3-11	3.7	10	0	0-0	.000	0	0	0
2015	Cleveland	4-12	3.0	10	0	0-0	.000	0	0	0
2016	San Diego	2(-3)	-1.5	-1	0	0-1	.000	0	0	0
Totals		16-131	8.2	45	0	0-1	.000	0	0	0

Regular-Season Single-game Highs

Receptions — 9 vs. Denver Oct. 18, 2015
 Receiving Yards — 117 (twice) Last: at Oakland Oct. 9, 2016
 Receiving TDs — 2 (3 times) Last: vs Jacksonville Sept. 18, 2016
 Receiving Long — 69t vs. Washington Dec. 16, 2012
 Punt Returns — 7 vs. Buffalo Oct. 3, 2013
 Punt Return Yards — 179 vs. Buffalo Oct. 3, 2013
 Punt Return TDs — 1 (3 times) Last: vs. Tennessee Sept. 20, 2015

Punt Return Long — 93t vs. Kansas City Dec. 9, 2012
 Kickoff Returns — 4 at Pittsburgh Sept. 7, 2014
 Kickoff Return Yards — 86 at Green Bay Oct. 20, 2013
 Kickoff Return Long — 86 at Green Bay Oct. 20, 2013
 Rushing Attempts — 2 at Cincinnati Sept. 16, 2012
 Rushing Yards — 45 vs. Detroit Oct. 13, 2013
 Rushing Long — 45 vs. Detroit Oct. 13, 2013

2016 Game-By-Game Receiving

Date	Opp.	No.	Yds	Avg.	Lg	TD	TDs
09/11	at KC*	7	32	4.6	8	0	
09/18	Jax*	6	115	19.2	45t	2	6, 45
09/25	at Ind	4	82	20.5	43	0	
10/02	NO*	4	48	12.0	25	0	
10/09	at Oak	7	117	16.7	54	0	
10/13	Den*	3	17	5.7	8	0	
10/23	at Atl	4	54	13.5	21	0	
10/30	at Den	3	44	14.7	18	1	14
11/06	Ten*	1	5	5.0	5	0	
11/13	Mia	Inactive					
11/27	at Hou	1	8	8.0	8	0	
12/04	TB*	2	24	12.0	18	0	
12/11	at Car	0	0	0.0	0	0	
12/18	Oak*	2	56	28.0	47t	1	47
12/24	at Cle*	3	75	25.0	50	0	
01/01	KC	Inactive					
Totals		47	677	14.4	54	4	

2014 Game-By-Game Receiving

Date	Opp.	No.	Yds	Avg.	Lg	TD	TDs
09/07	at Pit	2	20	10	11	1	9
09/14	NO	1	6	6	6	0	
09/21	Bal	1	43	43	43	0	
10/05	at Ten	4	48	12	21	2	17, 6
10/12	Pit	1	31	31	31	0	
10/19	at Jax	0	0	0	0	0	
10/26	Oak	0	0	0	0	0	
11/02	TB	2	52	26	31	0	
11/06	at Cin	3	46	15.3	22	0	
11/16	Hou	1	23	23	23	0	
11/23	at Atl	0	0	0	0	0	
11/30	at Buf	0	0	0	0	0	
12/07	Ind	1	27	27	27	0	
12/14	Cin	1	9	9	9	0	
12/21	at Car	0	0	0	0	0	
12/28	at Bal	1	9	9	9	0	
Totals		18	314	17.4	43	3	

2012 Game-By-Game Receiving

Date	Opp.	No.	Yds	Avg.	Lg	TD	TDs
09/09	Phi	1	12	12	12	0	
09/16	at Cin*	0	0	0	0	0	
09/23	Buf	2	44	22	22t	1	22
09/27	at Bal	2	26	13	14	0	
10/07	at NYG	Inactive					
10/14	Cin	Inactive					
10/21	at Ind	3	33	11	12	0	
10/28	SD	0	0	0	0	0	
11/04	Bal	1	19	19	19	0	
11/18	at Dal	0	0	0	0	0	
11/25	Pit	0	0	0	0	0	
12/02	at Oak	1	6	6	6	0	
12/09	KC	0	0	0	0	0	
12/16	Was	1	69	69	69t	1	69
12/23	at Den*	3	46	15.3	21	0	
12/30	at Pit*	4	43	10.8	13	0	
Totals		18	298	16.6	69t	2	

* Denotes starter


2015 Game-By-Game Receiving

Date	Opp.	No.	Yds	Avg.	Lg	TD	TDs
09/13	at NYJ*	3	89	29.7	54t	1	54
09/20	Ten*	3	115	38.3	60t	2	60, 50
09/27	Oak	4	45	11.3	17	1	4
10/04	at SD*	6	79	13.2	18	0	
10/11	at Bal*	6	83	13.8	25	0	
10/18	Den*	9	117	13	47	0	
10/25	at STL*	4	47	11.8	21	0	
11/01	Ari*	3	26	8.7	17	0	
11/05	at Cin*	3	22	7.3	9	0	
11/15	at Pit*	7	113	16.1	61	0	
11/30	Bal*	6	90	15	42t	1	42
12/06	Cin*	0	0	0	0	0	
12/13	SF*	4	41	10.3	24	0	
12/20	at Sea*	3	26	8.7	13	0	
12/27	at KC*	2	20	10	12	0	
01/03	Pit*	5	53	10.6	15	0	
Totals		68	966	14.2	61	5	

2013 Game-By-Game Receiving

Date	Opp.	No.	Yds	Avg.	Lg	TD	TDs
09/08	Mia*	3	44	14.7	20	0	
09/15	at Bal*	1	22	22	22	0	
09/22	at Min	0	0	0	0	0	
09/29	Cin*	1	39	39	39	0	
10/03	Buf	0	0	0	0	0	
10/13	Det	0	0	0	0	0	
10/20	at GB	0	0	0	0	0	
10/27	at KC	0	0	0	0	0	
Totals		5	105	21	39	0	

Reserve/Injured: 11/3 vs. Bal, 11/17 at Cin, 11/24 vs. Pit, 12/1 vs. Jax, 12/8 at NE, 12/15 vs. Chi, 12/22 at NYJ, 12/29 at Pit



JOEY BOSA

Defensive End
6-5, 280
2nd NFL Season
2nd with Chargers

Draft 1 - '16
Ohio State
St. Thomas Aquinas HS
Ft. Lauderdale, Fla.

The consensus 2016 NFL Defensive Rookie of the Year, Bosa led the Chargers and all NFL rookies in 2016 with 10.5 sacks. His total tied for 13th in the League among all players and his sack total was the most by a NFL rookie since 2011.

Bosa became the first Chargers rookie since Shawne Merriman in 2005 (10.0) and just the fifth in team history (since 1982) to record 10 or more sacks. The others include Chris Mims (1992), Burt Grossman (1989) and Leslie O'Neal (1986). Bosa's 10.5 sacks were second among that group to O'Neal's 12.5.

Bosa finished the 2016 season with at least a half-sack in each of the team's last six games, the longest stretch by a Chargers' player since Marcellus Wiley had sacks in seven straight to open the 2001 season.

Bosa's rookie season is all the more impressive considering he played in only the team's final 12 games. A contract impasse caused him to miss all of training camp, and his eventual debut was then slowed by a hamstring injury. Bosa made his long-awaited NFL debut Oct. 9 at Oakland and right away showed the League what was about to come. Bosa logged two sacks that day against the Raiders and became just the fifth player since 2002 to collect two sacks in his NFL debut.

Two weeks after the Raiders game, Bosa delivered another two-sack performance during a road, overtime win over the eventual NFC Champion Atlanta Falcons. In doing so, he became the first NFL player since Denver's Elvis Dumervil (2006) and the first Charger since sacks became official stat in 1982 to log two two-sack performances in his first three NFL games.

Bosa reaped a heap of awards in 2016 beside defensive rookie of the year honors. His debut performance against Oakland kickstarted a month that led to his selection as NFL defensive rookie of the month for October. He repeated that feat in December and became the first player since Dwight Freezey in 2002 to earn multiple defensive rookie of the month awards. Bosa also was named Pepsi's NFL Rookie of the Week after his two-sack performance against the Falcons. And when the season ended, more awards poured in. Bosa was voted the Chargers' co-Lineman of the Year, he was named a fourth-alternate to the Pro Bowl, and he was selected to a host of all-rookie teams.

Bosa was the Chargers' first-round pick in the 2016 NFL Draft. He was the third overall selection. Bosa played three college seasons at Ohio State where he was as a two-time Big Ten Defensive Lineman of the Year, a two-time first-team All-America and a 2014

National Champion.

Bosa is a second-generation NFL player. His father, John, was a first-round pick by the Miami Dolphins in 1987 after playing collegiately at Boston College. His uncle, Eric Kumerow, was a four-year letterman as a linebacker at Ohio State and a team captain as a senior. Kumerow also was selected in the NFL Draft by the Dolphins, going a year after John Bosa in 1988 and coincidentally he too went at pick No. 16. The Bosas are the fifth father-son duo to be first-round picks in the NFL in the last 10 years.

Several other members of the Bosa family played football in college and the NFL. Joey's grandfather, Palmer Pyle Jr., played on the offensive line at Michigan State before being drafted by the Baltimore Colts. He played six years in Baltimore. Pyle's brother, Mike, played nine seasons at center with the Chicago Bears. Joey's cousin, Jake Kumerow, played collegiately at D-III Wisconsin-Whitewater before spending the 2015 season on the Cincinnati Bengals practice squad. And Joey's brother, Nick, was an ESPN Freshman All-America at Ohio State in 2016.

Outside of football, one of Bosa's favorite hobbies is cooking. The product of an Italian family, Bosa learned to cook from his mom, Cheryl, coincidentally another Ohio State grad. His mom's favorites include veal osso buco with risotto and skirt steak with Chimichurri sauce and tortellini. In San Diego, Bosa has relied on The Food Network and a local food delivery service to expand his repertoire.

NFL HONORS

On February 4, 2017 Bosa took the stage at the Wortham Theater Center, Houston, Texas to accept his award as the Associated Press' 2016 NFL Defensive Rookie of the Year.



TRANSACTION HISTORY: First-round pick by Chargers (3rd overall), April 28, 2016...signed four-year contract, Aug. 29.

2016: Pro Bowl fourth-alternate...Chargers co-Lineman of Year...Associated Press, ESPN, PFWA, ProFootballTalk.com, Sports Illustrated and Mel Kiper Defensive Rookie of Year...PFWA, Pro Football Journal and Mel Kiper first-team All-Rookie......did not see action Week 1 while on roster-exempt list...inactive Weeks 2-4...**NFL Defensive Rookie of Month (October)**...two sacks in NFL debut Oct. 9 at Oakland...became only fifth player since 2002 with two sacks in NFL debut...12-yard sack late in first half and four-yard sack on 2nd-and-9 during late fourth-quarter three-and-out...paced defensive line with five tackles and led team with three tackles for loss and five pressures vs. Raiders...first NFL start and tied for team high with four quarterback pressures in 21-13 win vs. Denver Oct. 13...**Pepsi NFL Rookie of Week** after two huge sacks on back-to-back drives in late third and early fourth quarter of 33-30 win at Atlanta Oct. 23...seven-yard sack on last play of third quarter on third down to force punt and three-yard sack on second down of next series to help force FGA early in fourth quarter...became first NFL player since Denver's Elvis Dumervil (2006) and first Charger since sacks became official stat in 1982 to log two two-sack performances in his first three NFL games...tied for team lead with three pressures and led team with three QB hits vs. Falcons...led team with four QB hits Oct. 30 at Denver while tying for team lead with four pressures...late in second quarter, forced fumble at end of nine-yard sack by Melvin Ingram...Tenny Palepoi recovered to prevent potential score on 3rd-and-6 at Chargers' seven...late in game, helped force field goal try with two-yard TFL on 2nd-and-goal play after Broncos had reached Bolts' two...capped three-and-out on opening series of game Nov. 6 vs. Tennessee with 3rd-down QB hit and pass defended vs. Marcus Mariota...fourth quarter Nov. 13 vs. Miami drew hold on 3rd-and-18 to negate 41-yard completion...Bolts instead forced Dolphins three-and-out and scored TD for 24-21 lead on ensuing possession...season-high six tackles, four for loss, shared seven-yard sack, seven pressures and three quarterback hits Nov. 27 in 21-13 win at Houston...one of his pressures came on play that resulted in a Casey Hayward interception...game was tied 7-7 at time and Bolts scored TD on ensuing possession for 14-7 lead they would not relinquish...late in fourth quarter with Bolts up 21-10,

had huge tackle, tripping up Brock Osweiler from behind with open field in front of him on 3rd-and-10 play, holding him to one-yard gain...Bosa was kicked in face by Osweiler's heel while making tackle...Texans went for it on 4th-and-9 and didn't convert, turning ball back to Chargers on downs...**NFL Defensive Rookie of Month (December)**...first player since Dwight Freeney (2002) to earn multiple defensive rookie of month awards...12-yard sack helped contribute to missed field goal in second quarter Dec. 4 vs. Tampa Bay...seven-yard sack Dec. 11 at Carolina, but suffered neck injury on play and did not return...six-yard sack on 2nd-and-10 to help force second-quarter three-and-out Dec. 18 vs. Oakland...third sack of season vs. Derek Carr...logged two sacks and led team with seven pressures and three quarterback hits Dec. 24 at Cleveland...also tallied two tackles for loss...11-yard sack on final play of first half and four-yard sack that contributed to three-and-out early in third quarter...team's lone sack Jan. 1 vs. Kansas City to finish season as team leader with 10.5...became fifth Chargers rookie and first since 2005 to record double-digit sacks...led team with four tackles for loss vs. Chiefs...two tackles for loss and two-yard sack on 3rd-and-14 during five-play sequence of game-opening field goal drive.

COLLEGE: First-team All-America by Sports Illustrated.com, ESPN.com, Walter Camp, AFCA and CBS Sports as junior...also first-team All-Big Ten and Big Ten Defensive Lineman of Year...Nagurski-Woodson Big Ten Defensive Player of Year and Defensive Lineman of Year as sophomore in 2014 as well as unanimous All-America selection after helping lead Buckeyes to 14-1 mark and College Football Playoff National Championship...Big Ten and *Athlon Magazine* Defensive Player of Week after 2014 win over Penn State in which he sacked Christian Hackenberg on fourth down to seal 31-24 double-overtime win...2013 Freshman All-America by *Sporting News* and *College Football News* and honorable mention All-Big Ten...Big Ten Freshman of Week after two sacks and fumble recovery in end zone for touch-down on last play of 40-30 win over Northwestern...finished career with 150 tackles, 50.5 tackles for loss for minus 247 yards, 26 sacks, 24 quarterback hurries and five forced fumbles.

PERSONAL: Born in Miami...All-America, two-time Associated Press first-team all-state and two-time state champion at St. Thomas Aquinas (Ft. Lauderdale, Fla.) High.

Regular Season

Year	Team	G-S	Tack.-Asst.	Total	Sacks-Yds.	Int.-Yds.	Long	TD	Pass Def.	Fumbles For.-Rec.	TFL	Special Teams Tackles
2016	San Diego	12-11	33-15	48	10.5-71.5	0-0	0	0	2	1-0	19	0

Regular-Season Single-game Highs

Tackles — 8 vs. Oakland Dec. 18, 2016

Sacks — 2 (3 times) Last: at Cleveland Dec. 24, 2016



TRE BOSTON

Safety
6-1, 205
4th NFL Season
1st with Chargers

Free Agent - '17
North Carolina
North Fort Myers HS
Fort Myers, Fla.

In May, the Chargers signed former Carolina Panthers safety Tre Boston to a one-year contract.

Boston spent his first three NFL seasons (2014-16) with Carolina after the Panthers drafted him in the fourth round in 2014 out of North Carolina. In three seasons with the Panthers, he played in 42 games with 16 starts, recording 85 tackles, three interceptions – including two in 2016 – 10 passes defended and a pair of sacks.

Boston has also played in five postseason games (two starts) during his career. He helped lead Carolina to an appearance in Super Bowl 50 after the 2015 NFL season, recording a sack and an interception along the way. Boston also had a pick for the Panthers during the 2014 NFL Playoffs.

TRANSACTION HISTORY: Fourth-round pick by Carolina (128th overall), May 10, 2014...signed May 20...released May 2, 2017...signed one-year contract with Chargers, May 15.

2016: Played in 15 games with a career-high 10 starts at safety...tallied career highs with 50 tackles, two sacks, five passes defended and two interceptions...contributed to a defense that ranked second in the NFL with 47 sacks and tied for fourth with 17 interceptions...placed on injured reserve before the regular season finale Dec. 27 with a knee injury...Notched first career sack at Denver Sept. 8, bringing down Broncos quarterback Trevor Siemian for a 10-yard loss in the fourth quarter...Recorded second career sack vs. Tampa Bay Oct. 10, dropping Buccaneers quarterback Jameis Winston for a nine-yard loss in the fourth quarter...Tallied first interception of the season vs. Kansas City Nov. 13, picking off Chiefs quarterback Alex Smith and returning the ball 22 yards...Intercepted Seahawks quarterback Russell Wilson in the second quarter at Seattle Dec. 4.

2015: Played in all 16 games with one start...posted 19 tackles and one pass defended...contributed to unit that ranked in the top 10 in the NFL in total defense for the fourth consecutive season...unit joins Seattle as the only two teams to field a top-10 defense in each of the last four seasons...Played free safety in NFC Divisional Playoff versus Seattle Jan. 17, NFC Championship versus Arizona Jan. 24 and **Super Bowl 50 versus Denver**...recorded four tackles, one sack, one interception, one fumble recovery and one pass defended...Started at free safety vs. Tampa Bay Jan. 3 and recorded season-high five tackles...Sacked Seahawks quarterback Russell Wilson for a loss of eight yards in NFC Divisional Playoff vs. Seattle Jan. 17...Recovered a fumble forced by Charles Johnson in NFC Championship vs. Arizona Jan. 24...part of defense that forced seven turnovers, most by any team in a playoff game since Green Bay had eight in 2001 NFC Divisional Playoff at St. Louis Jan. 20, 2002. **2014:** Selected in the fourth round

(128th overall) of the NFL Draft by Carolina...played in 11 games with five starts at free safety after being inactive for the first five games...posted 24 tackles, one interception and two passes defended...contributed to unit that ranked 10th in the NFL in total defense...notched two special teams tackles...started in place of an injured Thomas DeCoud versus New Orleans Oct. 30 before opening the last four games...Started at free safety in NFC Wild Card versus Arizona Jan. 3 and NFC Divisional Playoff at Seattle Jan. 10...recorded three tackles and one interception...Made first NFL start vs. New Orleans Oct. 30 and responded with five tackles...Gathered a team-leading and career-high nine tackles vs. Tampa Bay Dec. 14...Joined wide receiver Kelvin Benjamin, cornerback Bené Benwikere, wide receiver Philly Brown, linebacker Adarius Glanton, guard Andrew Norwell and guard Trai Turner as one of a team-record seven rookie starters vs. Cleveland Dec. 21...Victimized Falcons quarterback Matt Ryan for first career interception and returned it 84 yards for a touchdown at Atlanta Dec. 28...marked the fourth-longest interception return in team history and third-longest interception return for a touchdown...along with safety Roman Harper's 31-yard pick six, represented the first time in franchise history the Panthers had two defensive returns for touchdowns in the same game...Secured victory in NFC Wild Card vs. Arizona Jan. 3 with interception of Cardinals quarterback Ryan Lindley in the end zone with 1:54 left in the game...part of defense that set an NFL record for the fewest yards allowed in a postseason game with 78.

COLLEGE: Played in 48 games with 40 starts at North Carolina...versatile and energetic playmaker made 31 starts at safety and nine at cornerback...led or tied for the team lead in interceptions three times and twice paced the team in tackles...finished career third in school history with 13 interceptions...tallied 282 tackles, 33 passes defended, three forced fumbles and two fumble recoveries...Second-team All-Atlantic Coast Conference selection as a senior...

started 13 games at safety...ranked first on the Tar Heels with 94 tackles, five interceptions and 13 passes defended...All-Atlantic Coast Conference honorable mention in 2012 as a junior...started 12 games at safety...compiled a team-leading 86 tackles...key member of defense that tied for the conference lead with 16 interceptions...shared the team lead with four interceptions to go along with 10 passes defended, which tied for second on the team...returned an interception 36 yards for a touchdown against Virginia...Played in 13 games with 11 starts as a sophomore in 2011...started the last six games at

safety after opening the first five at cornerback...tied for the team lead with three interceptions...posted 70 tackles, five passes defended, one forced fumble and two fumble recoveries...As a freshman in 2010, played in 10 games with four starts at cornerback...registered 32 tackles, one interception, five passes defended and two forced fumbles...Played at North Carolina from 2010-13.

PERSONAL: Attended North Fort Myers (Fla.) High... majored in communication studies at North Carolina.

Regular Season

Year	Team	G-S	Tack.-Asst.	Total	Sacks-Yds.	Int.-Yds.	Long	TD	Pass Def.	Fumbles For.-Rec.	TFL	Special Teams Tackles
2014	Carolina	11-5	19-5	24	0-0	1-84	84t	1	2	0-0	0	2
2015	Carolina	16-1	16-3	19	0-0	0-0	0	0	1	0-0	1	8
2016	Carolina	15-10	40-10	50	2-19	2-29	22	0	6	0-0	5	1
Totals		42-16	75-18	93	2-19	3-113	84t	1	8	0-0	6	11

Postseason

Year	Team	G-S	Tack.-Asst.	Total	Sacks-Yds.	Int.-Yds.	Long	TD	Pass Def.	Fumbles For.-Rec.	TFL	Special Teams Tackles
2014	Carolina	2-2	3-0	3	0-0	1-11	11	0	0	0-0	0	0
2015	Carolina	3-0	3-1	4	1-8	1-5	5	0	1	0-1	1	1
Totals		5-2	6-1	7	1-8	2-16	16	0	1	0-1	1	2

Regular-Season Single-game Highs

- Tackles — 9 vs. Tampa Bay Dec. 14, 2014
- Interceptions — 2 (3 times) Last: at Seattle Dec. 4, 2016
- Interception Return Yards — 84t at Atlanta Dec. 28, 2014
- Interception Return Long — 84t at Atlanta Dec. 28, 2014
- Interception Return Touchdowns - 1 at Atlanta Dec. 28, 2014

Postseason Single-game Highs

- Tackles — 2 (twice) Last: at Denver Feb. 7, 2015



JATAVIS BROWN

Outside Linebacker
5-11, 221
2nd NFL Season
2nd with Chargers

Draft 5 - '16
Akron
Glades Central HS
Belle Glade, Fla.

All-Rookie inside linebacker Jatavis Brown may have been the steal of the 2016 NFL Draft. When Chargers General Manager Tom Telesco selected the reigning Mid-American Conference Defensive Player of the Year in the fifth round, his phone blew up with congratulatory messages from war rooms around the League. Scouts labeled Brown as being undersized at 5-11 and teams hoped he would fall to them in a later round, but the Chargers beat them to the punch, snagging the former Akron star with the 175th overall pick.

Brown had been a three-time first-team All-MAC performer for the Zips in addition to being the conference's defensive player of the year in 2015. A team captain as a senior, he set school records at Akron for career tackles for loss and season tackles for loss and sacks. Despite all the accolades, Brown wasn't invited to participate in either the Senior Bowl or the NFL Scouting Combine following his senior season. It wasn't the first time he'd been overlooked. A native of Belle Glade, Fla., Brown grew up in the same neighborhood as Chargers wide receiver Travis Benjamin. While Benjamin was recruited to play at the University of Miami, the 'Canes made no such offer to Brown. So lightly recruited was he that Brown didn't even receive his first scholarship offer until three weeks before National Signing Day. It came from Akron. Rather than take a recruiting visit to the school, Brown looked the university up on the internet, liked what he saw, and signed a letter of intent with the Zips.

TRANSACTION HISTORY: Fifth-round pick by Chargers (175th overall), April 30, 2016...signed four-year contract, May 10.

2016: PFWA, Pro Football Journal and Mel Kiper first-team All-Rookie....took over for injured Te'o Sept. 25 at Indianapolis...late second-quarter 11-yard sack and forced fumble vs. Andrew Luck was recovered by Caraun Reid and returned 61 yards for touchdown to tie game 13-13...was Brown's first NFL sack and forced fumble...later in game added tackle for loss and paced squad with two passes defended...**Pepsi NFL Rookie of Week** after back-to-back game-changing plays late in fourth quarter of Oct. 13 Thursday Night Football win vs. Denver...logged 10-yard sack of Trevor Siemian on 1st-and-20 play and then forced fumble by Demaryius Thomas on 2nd-and-30 that was recovered by Craig Mager...also led Bolts with 12 total tackles...two key tackles for loss before leaving Denver game Oct. 30 late with knee injury...one-yard

When the Chargers drafted Brown, he became the first player from Akron to be drafted by the Bolts.

Brown earned several All-Rookie honors after a season in which he ranked second on the squad with 73 tackles. It included 3.5 sacks and nine tackles for loss.

Brown's rookie season had its highs and lows, both on the field and off. The high included an award-winning performance in an early-October game versus the defending Super Bowl Champion Denver Broncos when Brown recorded a sack, a forced fumble, and a team-leading 12 tackles. The low would come just eight days later when Brown would learn that his 83-year-old father, Alfred, had passed just as he was set to board a team flight to Atlanta for a game against the Falcons. Some 35 family members, including Brown's dad, had been scheduled to join the Chargers in Atlanta. Brown found out about his father's passing just before boarding the team charter, yet he opted to remain with his teammates and travel to the Peachtree State. After a 33-30 overtime victory over the eventual NFC-Champion Falcons in which he played every defensive snap, then-Head Coach Mike McCoy presented Brown with a game ball in an emotional locker room.

The loss of his father was not the first time that Brown had encountered personal heartache in his immediate family. When Brown was just nine, his 12-year-old brother, Dimarques, died in an accidental drowning while fishing.

tackle for loss during first-quarter three-and-out... in third quarter four-yard tackle for a loss on first play after Broncos had returned interception to Chargers' seven...on following play, Korey Toomer forced fumble at Chargers' one that the Bolts recovered...offense then drove 98 yards for TD to get within 17-13...injured knee defending touchdown run at goal line two series later...earlier in game, also helped cap three-and-out with pass breakup on 3rd-and-14 play...inactive Nov. 6 vs. Tennessee, Nov. 13 vs. Miami, Nov. 27 at Houston and Dec. 4 vs. Tampa Bay (knee)...returned from injury Dec. 11 at Carolina...shared four-yard, third-down sack with Kyle Emanuel to force long field goal try Dec. 24 at Cleveland.

COLLEGE: 2015 MAC Defensive Player of Year and team captain, and first-team All-MAC 2013-15...2015 MAC Defensive Player of Week following two sacks, career-high 4.5 tackles for a loss, forced fumble, pass breakup and first interception of career

vs. Miami (Ohio)...two-time Akron Student-Athlete of Week as senior...led team with 116 tackles as senior and set school records for sacks (12) and tackles for loss (20)...MAC East Defensive Player of Week after win over Pittsburgh in 2014...team's Defensive MVP after team-high 99 tackles and 14.5 TFLs as junior... Fred S. Sefton Defensive MVP after team-high 107 tackles as sophomore in 2013...MAC East Division

Defensive Player of Week after two-point win over Toledo in regular-season finale...played at Akron from 2012-15...organizational supervision major.

PERSONAL: Born in South Bay, Fla. ...Area Defensive Player of Year as senior after leading Glades Central (Belle Glade, Fla.) High to undefeated regular season, including five shutouts.

Regular Season

Year	Team	G-S	Tack.-Asst.	Total	Sacks-Yds.	Int.-Yds.	Long	TD	Pass Def.	Fumbles For.-Rec.	Special Teams TFL	Tackles
2016	San Diego	12-7	52-21	73	3.5-24	0-0	0	0	8	2-1	9	3

Regular-Season Single-game Highs

Tackles — 12 vs. Denver Oct. 13, 2016

Sacks — 1 (3 times) Last: vs. Denver Oct. 13, 2016



ISAIAH BURSE

Wide Receiver
5-10, 187
3rd NFL Season
3rd with Chargers

Free Agent – '15
Fresno State
Modesto Christian HS
Modesto, Calif.

Modesto, Calif., native Isaiah Burse returns for his third season with the Chargers in 2017. A former practice squad player, Burse appeared in nine games for the Bolts in 2016, taking over as the team's featured kick and punt returner midway thru the season.

Burse is both blessed and thankful for the opportunity that has been afforded him in the NFL. The product of a broken home, Burse was adopted by Mark and Michelle Dobbins when he was just a sophomore at Modesto (Calif.) Christian High. Dobbins was an assistant coach at Modesto Christian who also ran an athlete-performance program.

Burse excelled as a prep at Modesto Christian, earning state player of the year honors after leading the Crusaders to a 15-0 record and a CIF small-school state title as a senior. A dual-threat quarterback, Burse finished his high school career with more

than 4,000 yards and 61 touchdowns rushing, while racking up nearly 7,000 yards and 87 touchdowns through the air.

With stability for the first time in his life, Burse parlayed his success at Modesto Christian into a college career at Fresno State where he earned a degree in criminology corrections while racking up nearly 6,000 yards and 22 touchdowns on the football field.

Burse's birth mother resides in Arizona, while his father resides in California's Central Valley. Burse has a sister and two brothers, but he credits the Dobbins' and their son, Aaron, for helping him find success in life.

In his free time, Burse enjoys movies, video games and playing basketball.

A natural right-hander, Burse taught himself to become ambidextrous. He did so by spending time each day writing with his left hand to make it stronger.

TRANSACTION HISTORY: Signed with Denver as May 10, 2014...waived Dec. 6...re-signed to Broncos' practice squad Dec. 8...re-signed Jan. 12, 2015...waived Sept. 5...signed to Pittsburgh's practice squad, Sept. 7...released Sept. 24...signed to Chargers' practice squad, Nov. 4...re-signed with Chargers, Jan. 4, 2016...waived Sept. 20...re-signed to Chargers' practice squad, Sept. 22...signed to Chargers' active roster, Oct. 29...waived Oct. 31...re-signed to Chargers' practice squad, Nov. 2...re-signed to Chargers' active roster, Nov. 5.

COLLEGE: Honorable mention All-Mountain West Conference as senior...school-record 5,873 career all-purpose yards...52 career games with 25 starts...209 career catches for 2,503 yards and 15 touchdowns, 126 kickoff returns for 2,835 yard, 29 punt returns for 344 yards and two touchdowns...also four rushing touchdowns and one passing score...played at Fresno State from 2010-13...criminology corrections major.

PERSONAL: Born in Modesto, Calif. ...MaxPreps Small School State Player of Year, Modesto Bee Player of Year and Sac-Joaquin Section MVP after leading Modesto Christian High to 15-0 record and CIF state title as senior.

2016: Season-high four kickoff returns for 87 yards in Jan. 1 season finale vs. Kansas City. **2014:** NFL debut Sept. 7 vs. Indianapolis...season-high 52 punt return yards in 41-17 win Nov. 9 at Oakland...season-long 22-yard punt return helped set up touchdown in 29-16 win at Kansas City Nov. 30.

Continued next page

Isaiah Burse, cont.

Regular Season		Receiving					Punt Returns					Kickoff Returns					Spec. Tms.	
Year	Team	G-S	No.-Yds.	Avg.	Lg	TD	No.-Yds.	Avg.	Lg	FC	TD	No.-Yds.	Avg.	Lg	TD	Tackles		
2014	Denver	12-0	0-0	0.0	0	0	29-211	7.3	22	24	0	1-7	7.0	7	0	0	0	
2016	San Diego	9-1	0-0	0.0	0	0	15-96	6.4	21	9	0	9-188	20.9	30	0	0	0	

Regular-Season Single-game Highs

Punt Returns — 6 vs. Arizona Oct. 5, 2014
 Punt Return Yards — 52 at Oakland Nov. 9, 2014
 Punt Return Long — 22 at Kansas City Nov. 30, 2014

Kickoff Returns — 4 vs. Kansas City Jan. 1, 2017
 Kickoff Return Yards — 87 vs. Kansas City Jan. 1, 2017
 Kickoff Return Long — 30 vs. Kansas City Jan. 1, 2017



TYREEK BURWELL

Tackle
6-6, 310
3rd NFL Season
3rd with Chargers

Free Agent — '15
Cincinnati
Whitman HS
Huntington Station, N.Y.

For Tyreek Burwell, beating long odds has become a way of life.

The third-year tackle was one of only four undrafted rookies to earn a spot on the Chargers' 53-man roster coming out of training camp in 2015. He's gained valuable experience his first two seasons, appearing in 16 games.

Burwell is a raw talent. A native of Huntington Station, N.Y., he garnered limited attention as a prep at Walt Whitman High School, primarily because he played a number of different positions for the Wildcats. He ended up starting his college career at Division III SUNY-Cortland where he played tight end.

After two years at SUNY-Cortland, Burwell was eager to transfer to an FBS school, so he put together his own highlight tape and shipped it off to a handful of schools. Very few responded, but one that did was the University of Cincinnati, which offered

Burwell an opportunity to walk on. The only problem was that Burwell couldn't afford the out-of-state tuition, so he took a year off from school and football and worked at a Cheesecake Factory restaurant in Long Island so he could sock away some extra cash to pay for his tuition.

A year later in 2012, Burwell enrolled at Cincinnati and Bearcats coach Tommy Tuberville convinced him to shift from tight end to offensive line. Hesitant at first, Burwell obliged and added 25 pounds to his 270-pound frame. He ended up earning Scout Team Player of the Year honors in 2013 before earning playing time in 2014. That combined with an impressive Pro Day in which he repped 225 pounds on the bench press 30 times and posted a 4.97-second clocking in the 40-yard dash helped him earn an opportunity with the Chargers.



TRANSACTION HISTORY: Signed with Chargers May 12...waived Sept. 10...re-signed to practice squad, Sept. 12...signed to active roster, Sept. 30.


2016: Took over at left tackle for final offensive series Oct. 2 vs. New Orleans. **2015:** NFL debut Oct. 4 in 30-27 win vs. Cleveland...saw action as extra tackle in goal-line offense for two plays, one of which was one-yard touchdown catch by John Phillips for 27-19 lead in fourth quarter...saw one snap at right guard on last play of third quarter Oct. 12 vs. Pittsburgh...saw first action of career at left tackle Nov. 1 at Baltimore when Chris Hairston left with injury...saw action at right tackle Dec. 6 vs. Denver for injured Joe Barksdale...took over at

left tackle in overtime Dec. 24 at Oakland...replaced Hairston at left tackle Jan. 3 at Denver...left game in third quarter with knee injury...returned late in Broncos contest to take over at left guard when injury to Joe Barksdale forced Kenny Wiggins to shift to right tackle.

COLLEGE: Played in 11 games with four starts at tackle as senior at Cincinnati in 2014...redshirted in 2013 due to NCAA transfer rules...spent 2011-12 seasons at SUNY-Cortland as tight end, catching one pass for touchdown in 2012...communications major.

PERSONAL: Born in Hempstead, N.Y....prepped at Walt Whitman (Huntington Station, N.Y.) High.

Games Played-Started: 2015 (11-0, San Diego); 2016 (5-0, San Diego); **Total** (16-0, San Diego).



RYAN CARRETHERS

Nose Tackle
6-1, 333
4th NFL Season
4th with Chargers

Draft 5 – '14
Arkansas State
Brentwood Academy
Nashville, Tenn.

A 2014 fifth-round choice, Ryan Carrethers has seen action in 24 games with three starts in his first three NFL seasons.

Carrethers is the first-ever Arkansas State player to be drafted by the Bolts. A two-time All-Sun Belt Conference performer, Carrethers blocked a 38-yard field goal attempt with no time remaining to secure a 23-20 victory over Ball State in the GoDaddy Bowl, his final collegiate contest.

A native of Nashville, Tenn., Carrethers attended

Brentwood Academy in Nashville, where he was a two-time state champion heavyweight wrestler who went undefeated as a senior.

Carrethers is one of the team's strongest players. At his college pro day, he bench-pressed 36 reps at 225 pounds, stopping only when the plates fell off the bar. And while playing at Arkansas State, he broke the school's squat record as a sophomore. Carrethers can squat more than 700 pounds.

TRANSACTION HISTORY: Fifth-round pick (165th overall), May 10, 2014...signed four-year contract, May 14.

2016: Season-best three stops Dec. 24 at Cleveland.

2015: Season-high seven tackles Nov. 1 at Baltimore.

2014: NFL debut Sept. 28 vs. Jacksonville...four tackles in first career start Nov. 16 vs. Oakland...injured elbow vs. Raiders...inactive Games 11-16.

COLLEGE: Two-time first-team All-Sun Belt Conference...Little Rock Touchdown Club's state player of year in 2013...finished career with 196 tackles, 14.5

tackles for loss and 6.5 sacks...93 tackles in 2013 were third in nation among defensive linemen...two blocked kicks as senior...Sun Belt Defensive Player of Week after career-high 16 tackles vs. Louisiana-Lafayette, most in game by defensive lineman in nation in 2013...touchdown as fullback vs. Western Kentucky...redshirted in 2009...played at Arkansas State from 2010-13...interdisciplinary studies degree.

PERSONAL: Born in Nashville, Tenn. ...lettered in football and wrestling at Brentwood Academy (Nashville, Tenn.)...All-state and All-Williamson County as senior.

Regular Season

Year	Team	G-S	Tack.-Asst.	Total	Sacks-Yds.	Int.-Yds.	Long	TD	Pass Def.	Fumbles For.-Rec.	TFL	Special Teams Tackles
2014	San Diego	6-1	12-2	14	0-0	0-0	0	0	0	0-0	0	0
2015	San Diego	14-2	15-12	27	0-0	0-0	0	0	0	0-0	1	0
2016	San Diego	4-0	4-2	6	0-0	0-0	0	0	0	0-0	1	0
	Totals	24-3	31-16	47	0-0	0-0	0	0	0	0-0	2	0

Regular-Season Single-game Highs

Tackles — 7 at Baltimore Nov. 1, 2015



DONAVON CLARK

Guard
6-4, 315
2nd NFL Season
2nd with Chargers

Draft 7 - '16
Michigan State
Finneytown HS
Cincinnati, Ohio

The Chargers' seventh-round pick in the 2016 NFL Draft, guard Donavon Clark is back for year number two after taking what amounted to a medical red-shirt his rookie season.

Clark suffered a torn ACL during the Chargers second preseason game of 2016 and was placed on injured reserve a short time later, remaining there for the balance of the season.

Clark played collegiately at Michigan State. He concluded his career in East Lansing having started 27 straight games. A third-team All-Big Ten choice as a senior, the versatile Clark started 33 games throughout his college career with 18 coming at right guard, nine at right tackle and six at left tackle.

TRANSACTION HISTORY: Seventh-round pick by Chargers (224th overall), April 30, 2016...signed four-year contract, May 10.

2016: Spent season on "Reserve-Injured."

COLLEGE: Third-team All-Big Ten as senior after team-high 83.5 knockdowns...2015 Spartan Offensive Lineman of Week vs. Oregon and Purdue and Unsung Hero of game vs. Western Michigan...redshirted in 2011...played at Michigan State from 2012-15...sociology degree.

PERSONAL: Born in Cincinnati, Ohio...first-team All-Ohio, all-district, all-conference and all-city as senior at Finneytown High in Cincinnati...invited to play for Ohio All-Stars in Big 33 Classic in Hershey, Pennsylvania and nominated to play in 2011 U.S. Army All-American Bowl...Top 10 in shot put and discus at 2011 state track and field championships...2010 Cincinnati Hills League Track co-Athlete of Year after finishing first in shot put and discus...Division II district champion in discus as sophomore.



KELLEN CLEMENS

Quarterback
6-2, 220
12th NFL Season
4th with Chargers

UFA (St. Louis) - '14
Oregon
Burns HS
Burns, Ore.

Kellen Clemens will play his fourth season with the Chargers in 2017. A second-round pick of the New York Jets in 2006, Clemens' career has taken him to the Jets, Washington, Houston and the St. Louis Rams. His resume boasts 21 NFL starts. Clemens started the last nine games for the Rams in 2013, leading them to wins in four of their last seven games.

Clemens grew up in Burns, Ore., a cowboy town located in the southeast corner of the state that was more than 100 miles removed from the nearest interstate. His biological father, Vernon Vincent, was killed in a mill accident when Kellen was just six months old and his mother remarried John Clemens a couple of years later. After remarriage, the family moved onto a 3,500-acre Black Angus beef cattle ranch that had been in the Clemens family for six generations since 1870. Located in Harney County in Ore., the family's home was the county's first school house before it became an actual working ranch. As a child, Clemens worked on the ranch, doing things like herding cattle, bailing hay and fixing machinery. It's also where he learned to play football and he often trained by dragging tractor tires through the hay fields. John Clemens played defensive back at Portland State in the early 1980s and his grandfather, Delmer Clemens, played at Oregon in the 1950s.



Before enrolling at Oregon, Kellen prepped at Burns (Ore.) High where he set state records for passing yards and touchdowns. He went 31-7 as a starter and became the only player from the state to earn Parade Magazine All-America honors. He led the Highlanders to the state finals as a senior.



At Oregon, Clemens set single-season passing records and he finished his career as the Ducks' third all-time leading passer in both yards and touchdowns. Unfortunately, his career ended prematurely when he broke his leg in the eighth game of his senior season as result of a horse-collar tackle during a game. Still enamored with his upside, the Jets drafted Clemens in the second round of the 2006 NFL Draft.

A practicing Roman Catholic, Clemens married his wife, Nicole, while playing at Oregon. She attended the University of San Diego. The couple has three children: Kate, Grant, and Scarlett. In 2008, Clemens, Nicole and young daughter, Kate, attended a mass conducted by Pope Benedict in Washington D.C., and after the mass as part of the Papal procession, the Pope walked by and blessed the couple's daughter.

Clemens has four sisters, two of whom, Maria and Jessica, played college volleyball at Portland State after winning state championships in volleyball, basketball and track at Burns High.

TRANSACTION HISTORY: Second-round pick (49th overall) by New York Jets, April 29, 2006...signed July 27...re-signed, April 13, 2010...contract expired July 25, 2011...signed with Washington, July 29...released Sept. 3...signed with Houston, Nov. 23...waived Dec. 6...claimed by St. Louis, Dec. 7...released Aug. 31, 2012...re-signed with Rams, Sept. 13 and April 16, 2013...contract expired March 11, 2014...signed with Chargers, March 17...re-signed with Chargers, March 9, 2016, and March 9, 2017.

2016: Saw brief action late Sept. 18 vs. Jacksonville...took over as team's holder on placements for final 11 games. **2015:** Played one series at end of game Sept. 27 at Minnesota and led 14-play, 89-yard touchdown drive with 19-yard scoring throw to Keenan Allen...went 5 of 6 for 63 yards on drive. **2014:** Saw action late in 31-0 win over New York Jets Oct. 5...took over for Philip Rivers in third quarter Nov. 2 at Miami and completed first pass as Charger. **2013:** Passed for 247 yards and two touchdowns to post then-career-high passer rating (140.6) in 38-8 win at Indianapolis Nov. 10...threw the two longest touchdown passes of career vs. Colts, 57 and

81 yards to Tavon Austin...in 27-16 win over New Orleans Dec. 15, posted career-best first-half passer rating (142.0). **2012:** Saw action vs. New England Oct. 28 and at Arizona Nov. 25. **2011:** Season-best 25 of 36 for 229 yards and touchdown for 95.7 rating Dec. 18 vs. Cincinnati...career-long 18-yard rushing touchdown Jan. 1 vs. San Francisco. **2010:** Scored rushing touchdown vs. Buffalo on Jan. 2, 2011 in only appearance of season. **2009:** Saw most extensive action of season Dec. 13 at Tampa Bay, completing 12 of 23 attempts for 11 yards. **2008:** Appeared in two games and posted only offensive stats Sept. 22 at San Diego. **2007:** First-career start and touchdown pass Sept. 16 at Baltimore...first-career victory, 19-16, vs. Pittsburgh, Nov. 18...first-career rushing touchdown and season-highs for completions (24) and yards (286) Dec. 9 vs. Cleveland. **2006:** First NFL action Oct. 8 at Jacksonville.

COLLEGE: Finished career third in school history in passing yards (7,555), total offense (8,090) and touchdowns (61)... honorable mention All-Pac-10 as junior...as sophomore in 2003 vs. Stanford, completed school-record 15 of 17 (88.9 pct.) with 85 and 86-yard

touchdown passes against Cardinal...offensive player of week after 21 of 27 effort vs. UCLA in '03...played in 39 career games with 34 starts and completed 613 of 1,005 (61.0 pct.) with 61 TDs and only 24 interceptions...redshirted in 2001...played at Oregon from 2002-05...business administration degree.

PERSONAL: Born in Lakeview, Ore. ...consensus All-America, Oregon Gatorade Player of Year and three-time first-team All-Greater Oregon League quarterback at Burns (Ore.) High...also first-team all-state safety...passed for state-record 8,646 yards and 102 touchdowns.

Regular Season		Passing				Sacks-				Pass	Rush		
Year	Team	G-S	Att.-Comp.	Yards	Pct.	TD	Int.	Long	Lost	Rating	Att.-Yds	Long	TD
2006	New York Jets	2-0	1-0	0	.000	0	0	0	4-27	39.6	2-10	8	0
2007	New York Jets	10-8	250-130	1,529	.520	5	10	56	27-138	60.9	27-111	18	1
2008	New York Jets	2-0	5-3	26	.600	0	1	11	0-0	34.2	3-(-3)	-1	0
2009	New York Jets	10-1	26-13	125	.500	0	0	26	4-21	63.8	12-1	6	0
2010	New York Jets	1-0	2-1	6	.500	0	0	6	0-0	56.3	2-9	10t	1
2011	St. Louis	3-3	91-48	546	.527	2	1	36t	9-68	73.8	6-37	18t	1
2012	St. Louis	2-0	3-1	39	.333	0	1	39	0-0	42.4	2-5	5	0
2013	St. Louis	10-9	242-142	1,673	.587	8	7	81t	21-138	78.8	23-64	16	0
2014	San Diego	2-0	3-1	10	.333	0	0	10	1-9	43.8	0-0	0	0
2015	San Diego	2-0	6-5	63	.833	1	0	19t	0-0	150.0	1-(-1)	-1	0
2016	San Diego	12-0	1-0	0	.000	0	0	0	0-0	39.6	2-(-1)	0	0
Totals		56-21	630-344	4,017	.546	16	20	81t	66-401	69.4	80-232	18t	3

Regular-Season Single-game Highs


Attempts — 42 vs. Washington Nov. 4, 2007
 Completions — 25 vs. Cincinnati Dec. 18, 2011
 Yards — 286 vs. Cleveland Dec. 9, 2007
 Passing TDs — 2 (twice) Last: vs. New Orleans Dec. 15, 2013

Interceptions — 2 (6 times) Last: at Seattle Dec. 29, 2013
 Long — 81t at Indianapolis Nov. 10, 2013
 Completion Percentage — .833 at Minnesota Sept. 27, 2015
 Passer Rating — 150.0 at Minnesota Sept. 27, 2015

CHARGERS OVERTIME GAMES

16-23 overall (.410)

Date	Opponent	W-L	Score	Toss	Date	Opponent	W-L	Score	Toss
10/12/75	L.A. Rams	L	10-13	W	12/02/01	at Seattle	L	10-13	L
11/30/75	at Denver	L	10-13	L	10/20/02	at Oakland	W	27-21	W
12/05/76	San Francisco	W	13-7	W	11/17/02	San Francisco	W	20-17	W
11/12/78	Kansas City	W	29-23	L	12/01/02	Denver	W	30-27	L
09/14/80	Oakland	W	30-24	L	12/29/02	Seattle	L	28-31	L
11/20/80	at Miami	W	27-24	W	09/28/03	at Oakland	L	31-34	W
10/25/81	at Chicago	L	17-20	L	12/26/04	at Indianapolis	L	31-34	L
01/02/82	at Miami*	W	41-38	W	11/27/05	at Washington	W	23-17	W
09/25/83	Cleveland	L	24-30	L	01/08/05	N.Y. Jets^	L	17-20	W
11/18/84	Miami	W	34-28	W	12/09/07	at Tennessee	W	23-17	W
11/10/85	L.A. Raiders	W	40-34	W	01/03/09	Indianapolis^	W	23-17	W
11/17/85	at Denver	L	24-30	W	10/31/11	at Kansas City	L	20-23	W
11/20/86	L.A. Raiders	L	31-37	L	11/27/11	Denver	L	13-16	L
11/01/87	Cleveland	W	27-24	L	11/25/12	Baltimore	L	13-16	W
11/25/90	Seattle	L	10-13	W	11/03/13	at Washington	L	24-30	L
10/20/91	Cleveland	L	24-30	W	12/29/13	Kansas City	W	27-24	W
12/08/91	at Kansas City	L	17-20	L	12/20/14	at San Francisco	W	38-35	L
10/09/95	at Kansas City	L	23-29	L	12/24/15	at Oakland	L	20-23	L
11/21/99	Chicago	L	20-23	L	^ AFC Wild Card Playoff * AFC Divisional Playoff				
10/15/00	at Buffalo	L	24-27	L	The team that has won the toss has won on the first pos-				
10/14/01	at New England	L	26-29	W	sion 12 times. the Chargers have won six of those.				



ASANTE CLEVELAND

Tight End
6-5, 260
3rd NFL Season
3rd with Chargers

Waivers (New England) – '15
Miami
Christian Brothers HS
Sacramento, Calif.

Asante Cleveland is a Sacramento, Calif., native who has spent time with the San Francisco 49ers, New England Patriots and Chargers. He's appeared in 14 games during his career.

A business major at the University of Miami (Fla.), Cleveland interned with the 49ers marketing department during the 2015 offseason. He shadowed different members of the team's staff, learning skills that included graphic design, youth football and stadium sales. He also took part in the team's planning meetings leading up to the 2015 NFL Draft.

In 2016, Cleveland completed a second internship with Comcast Sportsnet in Washington D.C. as part of an NFL program. At Comcast, Cleveland gained experience covering the NBA's Washington Wizards, the NHL's Washington Capitals and the University of Maryland's men's basketball team.

Cleveland has a deep and distinctive voice. Recently, he's given thought to work as a voice actor after his playing days come to an end. In a twist of fate, Cleveland had an opportunity to meet one of the industry's most well-known voice actors before a Chargers-Raiders game last October in Oakland. Dennis Haysbert, better known as the behind-the-

scenes voice in Allstate Insurance commercials, is a lifelong Raiders fan and he happened to be at the Bolts-Raiders game at O.co Coliseum. Cleveland and Haysbert had a chance to meet pregame, and the two exchanged contact information and have kept in touch.

Cleveland began playing soccer at the age of six and continued for eight years as a midfielder until trying out for football as a freshman in high school. The baseball coaches at Christian Brothers (Sacramento, Calif.) High tried to sway Cleveland into becoming a pitcher, but the aspiring tight end declined.

It's safe to say that Cleveland inherited some of his athletic ability from his father, Allen, a former defensive end who spent time with the Dallas Cowboys in the late 1970s and was part of their 1977 NFC and Super Bowl XII championship team. He later went on to work for the California Department of Corrections. Cleveland's mother, Javetta, is the deputy superintendent of the Berkeley (Calif.) School District.

Cleveland's hobbies are bowling and bow-fishing.



TRANSACTION HISTORY: Signed with San Francisco as undrafted rookie May 12, 2014...waived Aug. 30...signed to 49ers' practice squad on, Aug. 31...signed to active roster Sept. 20...waived Sept. 23...re-signed to practice squad, Sept. 25...re-signed to active roster, Nov. 27...traded to New England Aug. 18, 2015...waived Sept. 5...re-signed to Patriots' practice squad, Sept. 8...signed to Patriots' active roster, Nov. 28...waived Dec. 25...claimed by Chargers, Dec. 28...waived Sept. 4, 2016...re-signed to Chargers' practice squad, Sept. 6...signed to active roster, Sept. 24...re-signed with Chargers, March 13, 2017.

2016: Saw action Weeks 3-4 and 9-10. **2015:** First NFL catch Nov. 29 at Denver...first NFL start Dec. 13 at Houston. **2014:** NFL debut Sept. 21 at Arizona.

COLLEGE: 2013 Nick Chickillo Award as team's Most Improved Player...saw action in 40 career games (10 starts), totaling 14 catches for 151 yards and 1 score...played at Miami from 2010-13...business major.


PERSONAL: Born in Sacramento, Calif. ...all-league as junior at Christian Brothers High in Sacramento.

Regular Season		Receiving				Special Teams	
Year	Team	G-S	No.-Yds.	Avg.	Long	TD	Tackles
2014	San Francisco	6-0	0-0	0.0	0	0	0
2015	New England	4-1	1-1	1.0	1	0	0
2016	San Diego	4-0	0-0	0.0	0	0	0
Totals		14-1	1-1	1.0	1	0	0

Regular-Season Single-game Highs

Receptions — 1 at Denver Nov. 29, 2015

Receiving Yards — 1 at Denver Nov. 29, 2015



JEFF CUMBERLAND

Tight End
6-4, 260
8th NFL Season
2nd with Chargers

Free Agent – '16
Illinois
Brookhaven HS
Columbus, Ohio

Jeff Cumberland is looking to make a comeback for the Chargers in 2017. The Chargers originally signed the former New York Jets tight end to a one-year contract in April 2016, but Cumberland's season ended before it started when he suffered a season-ending Achilles injury during a preseason game. Fully healed and trimmed down, Cumberland is set to play his eighth NFL season.

A former undrafted free agent who entered the NFL with the Jets in 2010, Cumberland has caught 86 passes for 1,119 yards and 10 touchdowns during his career.

Cumberland's 2016 Achilles injury was the second of his career. Three games into his second season with the Jets in 2011, Cumberland suffered his first. He bounced back to play in 15 games the following year (2012) and over the next four seasons, he played in 61 of 64 possible games. After the 2012 season, Cumberland's Jets teammates selected him as their winner of the Ed Block Courage Award.

Cumberland went to school at the University of Illinois where one of his teammates was Chargers defensive tackle Corey Liuget. Cumberland majored

in sports management at Illinois, and during the 2011 season when he missed 13 games with the Achilles injury, he took advantage of the time by performing an internship in the Jets' sales department. Still looking to further his education, Cumberland was accepted into the University of Miami's Master of Business Administration for Artists and Athletes Program in January 2016.

A native of Columbus, Ohio, Cumberland had the values of hard work, dedication, faith and community instilled in him by the woman who raised him, Grandmother Rosline Cumberland. He still maintains close ties to his hometown where he oversees the Jeff Cumberland Foundation, which hosts several annual events, including a youth football camp, a holiday toy giveaway and a Thanksgiving turkey giveaway. One of the frequent beneficiaries of Cumberland's benevolence is the Boys and Girls Clubs. In December 2014, the NFL Players Association named Cumberland as its Community MVP.

Cumberland is also a staunch supporter of the U.S. military and is deeply concerned about critical causes such as cancer awareness.

TRANSACTION HISTORY: Signed with New York Jets as undrafted free agent, April 30, 2010...re-signed with Jets, April 9, 2013 and May 10, 2014...contract expired March 9, 2016...signed one-year contracts with Chargers, April 6, 2016, and April 12, 2017.

2016: Spent season on "Reserve-Injured" due to Achilles injury in second preseason game. **2015:** Season-long 44-yard catch Nov. 8 vs. Jacksonville. **2014:** Ten-yard touchdown catch Oct. 16 at New England...20-yard TD catch to tie game 7-7 in second quarter Dec. 21 vs. Patriots...Dec. 28 at Miami, 23-yard TD catch for 34-24 lead with 3:22 left in game. **2013:** Season-long TD catch (34 yards) Sept. 29 at Tennessee...season-high 79 yards, season-long 47-yard catch, and 20-yard TD catch for 10-7 lead in 30-28 win at Atlanta Oct. 7...13-yard TD catch Nov. 17 at Buffalo and eight-yarder Dec. 15 at Car-

olina. **2012:** Ed Block Courage Award...first NFL touchdown catch (27 yards) Oct. 8 vs. Houston... Jets' only touchdown (1 yard) in 7-6 win over Arizona Dec. 2...17-yard TD catch Dec. 17 at Tennessee. **2011:** Injured Achilles Sept. 25 at Oakland...placed on "Reserve-Injured" Sept. 26. **2010:** NFL debut Jan. 2 vs. Buffalo.

COLLEGE: Honorable mention Freshman All-America by Sporting News in 2006...finished career with 59 catches for 1,001 yards and 11 touchdowns...played at Illinois from 2006-09...sport management major.

PERSONAL: Born in Columbus, Ohio...All-America and All-Ohio at Brookhaven High in Columbus... selected to play in Ohio North/South Classic... state track qualifier in 100 meters and 4x100 and 4x200-meter relays.

Regular Season		Receiving				Kickoff Returns			Special Teams		
Year	Team	G-S	No.-Yds.	Avg.	Long	TD	No.-Yds.	Avg.	Long	TD	Tackles
2010	New York Jets	1-0	1-3	3.0	3	0	0-0	0.0	0	0	0
2011	New York Jets	3-0	2-35	17.5	33	0	0-0	0.0	0	0	1
2012	New York Jets	15-12	29-359	12.4	39	3	0-0	0.0	0	0	0
2013	New York Jets	15-12	26-398	15.3	47	4	0-0	0.0	0	0	0
2014	New York Jets	16-14	23-247	10.7	28	3	0-0	0.0	0	0	0
2015	New York Jets	15-6	5-77	15.4	44	0	4-50	12.5	17	0	2
2016	San Diego	"Reserve-Injured"									
Totals		65-44	86-1,119	13.0	47	10	4-50	12.5	17	0	3

Regular-Season Single-game Highs

Receptions — 4 (5 times) Last: vs. Oakland Sept. 7, 2014
 Receiving Yards — 79 at Atlanta Oct. 7, 2013
 Receiving Long — 47 at Atlanta Oct. 7, 2013
 Receiving TDs — 1 (10 times) Last: at Miami Dec. 28, 2014

Receiving Long TD — 34t at Tennessee Sept. 29, 2013
 Kickoff Returns — 1 (4 times) Last: at Buffalo Jan. 3, 2016
 Kickoff Ret. Yds. — 17 (twice) Last: vs. Jacksonville Nov. 8, 2015
 Kickoff Ret. Lg. — 17 (twice) Last: vs. Jacksonville Nov. 8, 2015



GEREMY DAVIS

Wide Receiver
 6-3, 211
 3rd NFL Season
 2nd with Chargers

Free Agent — '16
 Connecticut
 Norcross HS
 Lawrenceville, Ga.

A former sixth-round pick of the New York Giants, Geremy Davis is in his second year with the Chargers after joining the team mid-way through the 2016 season. Davis has appeared in 13 career games, including 10 as a rookie for the Giants in 2015.

The former University of Connecticut standout has a pet tortoise named Tez.

TRANSACTION HISTORY: Sixth-round pick by New York Giants (186th overall), May 2, 2015...signed May 11...waived Sept. 3, 2016...re-signed to Giants' practice squad, Sept. 4...signed with Chargers, Nov. 9...re-signed with Chargers, March 20, 2017.

in FBS era...71 catches for 1,085 yards as junior in 2013, school's first 1,000-yard receiving season since 1998...also sixth-highest in school history...redshirted in 2010...played at Connecticut from 2011-14...communications sciences major.

2016: Saw action Weeks 15-17. **2015:** NFL debut Sept. 13 at Dallas...first NFL catch Sept. 20 vs. Atlanta.

PERSONAL: Born in Lawrenceville, Ga. ...honorable mention Class-AAAA all-state and first team all-county at Norcross (Lawrenceville, Ga.) High...team captain...selected to play in Rivalries of Gwinnett All-Star Game in 2009.

COLLEGE: Team captain as senior...165 career catches and 2,292 yards were both school records

Regular Season		Receiving				Kickoff Returns				
Year	Team	G-S	No.-Yds.	Avg.	Long	TD	No.-Yds.	Avg.	Long	TD
2015	Giants	10-0	2-21	10.5	16	0	0-0	0.0	0	0
2016	Chargers	3-0	0-0	0.0	0	0	1-9	9.0	9	0
Totals		13-0	2-21	10.5	16	0	1-9	9.0	9	0

Regular-Season Single-game Highs

Receptions — 1 (twice) Last: vs. San Francisco Oct. 11, 2015
 Receiving Yards — 16 vs. San Francisco Oct. 11, 2015
 Receiving Long — 16 vs. San Francisco Oct. 11, 2015

Kickoff Returns — 1 at Oakland Dec. 18, 2016
 Kickoff Return Yards — 9 at Oakland Dec. 18, 2016
 Kickoff Return Long — 9 at Oakland Dec. 18, 2016

TOP 10 OFFENSIVE & DEFENSIVE PERFORMANCES

OFFENSIVE					DEFENSIVE				
Date	Opponent	Total Yards	Rush	Pass	Date	Opponent	Total Yards	Rush	Pass
12/20/82	Cincinnati	661	175	501	10/22/61	at Oakland (S.F.)	58	2	56
01/05/64	Boston*	610	318	292	12/12/10	Kansas City	67	48	19
11/10/85	L.A. Raiders	593	167	426	11/01/92	Indianapolis	99	30	69
10/20/68	Denver	581	211	370	09/17/61	Oakland	106	21	85
10/19/80	N.Y. Giants	567	111	456	12/04/78	Chicago	112	32	80
01/02/82	at Miami+	564	149	415	12/06/64	N.Y. Jets	113	80	33
09/15/85	Seattle	557	63	494	09/15/02	Houston	118	89	29
09/06/68	Cincinnati	554	229	325	09/19/76	at Tampa Bay	125	-4	129
10/18/15	at Green Bay	548	60	488	09/24/78	Green Bay	127	9	118
12/14/69	Buffalo	547	242	305	11/05/00	at Seattle	128	50	78

* AFL Championship Game+ AFC Divisional Playoffs



NICK DZUBNAR

Inside Linebacker
6-1, 240
3rd NFL Season
3rd with Chargers

Free Agent – '15
Cal Poly-San Luis Obispo
Mission Viejo HS
Mission Viejo, Calif.

One of the Chargers' top special teams performers, Nick Dzubnar (pronounced duh-ZOOB-nar) is looking to make a comeback after a knee injury cut short his second NFL season. A former undrafted rookie out of Cal Poly-San Luis Obispo, Dzubnar was limited to just four games in 2016.

As a rookie in 2015, Dzubnar led the Chargers with 13 tackles on special teams.

A Southern California native from Mission Viejo,

Dzubnar grew up surfing, wrestling and playing hockey. The skills he acquired from those helped prepare him for football. At Cal Poly, he became the second-leading tackler in school history with 414 career stops, including a single-season school record 167 as a senior in 2014.

Dzubnar's father, Michael, also attended Cal-Poly and Dzubnar's brother-in-law is former Chargers tackle Cory Lekkerkerker.

TRANSACTION HISTORY: Signed with Chargers May 12, 2015.

2016: Season-high four tackles Sept. 25 at Indianapolis...inactive Oct. 9 at Oakland (knee)...placed on "Reserve-Injured" Oct. 10. **2015:** Tied team-high with two special teams stops Oct. 18 at Green Bay...two tackles in first regular-season action at linebacker Oct. 25 vs. Oakland.

COLLEGE: All-America, first-team All-Big Sky and team MVP as senior in 2014 after setting school record with 167 tackles...sixth in voting for Buck Buchanan Award as FCS' top defensive player in

FCS...third-team All-Big Sky as junior and honorable mention as sophomore...finished career with 414 tackles, 24 tackles for loss, four sacks, seven forced fumbles, five interceptions and 15 passes defended...redshirted in 2010...played at Cal Poly from 2011-14...construction management degree.

PERSONAL: Born in Anaheim, Calif. ...All-Orange County and All-CIF at Mission Viejo (Calif.) High School...team captain, first team all-league and league defensive MVP...wrestled at 215 pounds and helped school to first league title since 1972...senior class president and four-year ASB member.

Regular Season

Year	Team	G-S	Tack.-Asst.	Total	Sacks-Yds.	Int.-Yds.	Long	TD	Def.	Pass	Fumbles	Special Teams
										For.-Rec.	TFL	Tackles
2015	San Diego	16-0	0-2	2	0-0	0-0	0	0	0	0-0	0	13
2016	San Diego	4-0	3-3	6	0-0	0-0	0	0	0	0-0	0	0
	Totals	20-0	3-5	8	0-0	0-0	0	0	0	0-0	0	13

Regular-Season Single-game Highs

Tackles — 4 at Indianapolis Sept. 25, 2016



KYLE EMANUEL

Outside Linebacker
6-3, 250
3rd NFL Season
3rd with Chargers

Draft 5 - '15
North Dakota State
Schuyler Central HS
Schuyler, Neb.

A versatile performer, Kyle Emanuel, has been a key cog in the Chargers' linebacking corps.

A fifth-round draft pick out of North Dakota State, Emanuel played in 31 of 32 games during his first two seasons and tallied 79 stops.

At NDSU, Emanuel won the 2014 Buck Buchanan Award as the Football Championship Subdivision's top defensive player. He led the FCS with 19.5 sacks and 32.5 tackles for loss. The Schuyler, Neb., native enrolled at NDSU after being overlooked by his home state's schools despite an all-state prep career. It was a fortuitous move as the Bison went 58-3 during his career in the process of capturing four conference titles and four NCAA championships.



It didn't take long for Emanuel to prove that he belonged in the NFL. In his very first regular-season game in the Bolts' 2015 opener versus Detroit, Emanuel recorded an interception, a pressure that led to another, a 13-yard sack and two tackles for loss.

This year, Emanuel will have some familiarity as new Chargers Defensive Coordinator Gus Bradley both played and coached at North Dakota State.

Shortly after being drafted by the Chargers last May, Emanuel gained notoriety when he sent a tweet seeking congratulations from Hollywood starlet Julianne Hough, who wasted little time in obliging the request from the Chargers' newest linebacker.



TRANSACTION HISTORY: Fifth-round pick (153rd overall) by Chargers, May 2, 2015.

2016: Second-quarter forced fumble Sept. 25 at Indianapolis after big hit on Frank Gore...**Team Captain** Oct. 23 at Atlanta...first start at inside linebacker Nov. 6 vs. Tennessee when injuries left team shorthanded...mid-fourth quarter Dec. 18 vs. Oakland, two big plays down near goal line with Chargers leading 16-13...recorded tackle for no gain vs. Latavius Murray on first down at one and after incompleting on second down, recorded one-yard tackle for loss on Murray on 3rd-and-goal from one to force field goal try...earlier in game, recovered forced fumble by Melvin Ingram vs. Murray at Chargers' nine...shared four-yard, third-down sack with Jatavis Brown to force long field goal try Dec. 24 at Cleveland...season-high seven stops Jan. 1 vs. Kansas City. **2015:** NFL debut Sept. 9 vs. Detroit and racked up interception, 13-yard sack, pressure that led to interception by Patrick Robinson and two tackles for loss...on play just prior to Robinson interception, had three-yard tackle for loss to set up 3rd-and-14...touchdown on ensuing possession brought Chargers to within 21-20...sack came on third-down play early in second quarter to cap three-and-out...had two early special teams tackles Dec. 20 vs. Miami before leaving game late in first quarter with concussion.

COLLEGE: 2014 Defensive Player of Year by FCS Athletic Directors Association, College Football Performance.com and Missouri Valley Conference...first-team All-America by Associated Press, American Football Coaches Association, Walter Camp Football Foundation and Sports Network...three-time All-Missouri Valley Conference, first-team in 2014, second-team in '13 and honorable mention in '12...three-time College Football Performance.com National Defensive Lineman of Week...three-time MVC Defensive Player of Week, two-time Sports Network FCS Defensive Player of Week and two-time College Sporting News FCS National All-Star...finished career with 234 tackles, 35.5 sacks, 58.5 tackles for loss and two blocked field goals...National Football Foundation Hampshire Honor Society in 2015...Capital One Academic All-America in 2014 and All-District in 2013 and '14...FCS Athletic Director's Association Academic All-Star in 2014...two-time MVC All-Academic (2012-13), four-time MVC Honor Roll (2010-13) and three-time recipient of MVC Commissioner's Academic Excellence Award (2011-13)...member of Student-Athlete Advisory Committee, Blue Key Honor Society and St. Paul's Newman Center...red-shirted in 2010...played at North Dakota State from 2011-14...construction management degree.

PERSONAL: Born in Schuyler, Neb. ...two-time all-state and three-time all-district at Schuyler (Neb.) Central High...two-time all-state and all-conference in basketball...competed in soccer and track and field...three-time academic all-state.


Regular Season										Pass	Fumbles	Special Teams
Year	Team	G-S	Tack.-Asst.	Total	Sacks-Yds.	Int.-Yds.	Long	TD	Def.	For.-Rec.	TFL	Tackles
2015	San Diego	15-3	15-15	30	1-13	1-0	0	0	0	0-0	3	8
2016	San Diego	16-11	30-19	49	0.5-2	0-0	0	0	2	1-1	7	3
Totals		31-14	45-34	79	1.5-15	1-0	0	0	2	1-1	10	11

Regular-Season Single-game Highs

Tackles — 7 vs. Kansas City Jan. 1, 2017

Sacks — 1 vs. Detroit Sept. 13, 2015

Interceptions — 1 vs. Detroit Sept. 13, 2015



KALEB EULLS

Defensive Tackle
6-4, 309
2nd NFL Season
2nd with Chargers

Free Agent - '16
Mississippi State
Yazoo County HS
Yazoo City, Miss.

Last September, the Chargers added former New Orleans Saints defensive tackle Kaleb Eulls. As an undrafted rookie in 2015, Eulls spent the season on New Orleans' active roster, appearing in four games.

A native of Yazoo City, Miss., Eulls is a hero in his hometown. Back in 2009, early in his senior year at Yazoo County High School, Eulls disarmed a gun-wielding girl on a school bus full of elementary, junior high and high school students. In all, 22 children ages 5 to 18 were on the bus. The 14-year-

old girl who produced the weapon, a .380 caliber semi-automatic, was retaliating against kids who had teased her. When the school's bus driver was unable to calm the girl down, Eulls sprang into action, getting her to focus on him and then tackling her and taking the gun when she shifted her focus for just a moment. Eulls fled out the back of the bus with the gun, emptied its chamber and brought the chaotic scene to an end. Eulls was credited with saving countless lives.

TRANSACTION HISTORY: Signed with New Orleans as undrafted free agent, May 11, 2015...waived Aug. 30, 2016...signed to San Diego's practice squad, Sept. 4...released Oct. 4...re-signed to Chargers' practice squad, Nov. 21...signed to Chargers' active roster, Dec. 14.


COLLEGE: SEC All-Freshman in 2011...finished career with 118 tackles, 8.5 tackles for loss, four sacks and one pass defended...started all 52 career games played...played at Mississippi State from 2011-14...interdisciplinary studies degree.

2016: Inactive for Chargers' final three games.

2015: NFL debut Oct. 11 vs. Philadelphia.

PERSONAL: 4A Defensive Player of Year at Yazoo County High in Yazoo City, Miss.

Regular Season										Pass	Fumbles	Special Teams
Year	Team	G-S	Tack.-Asst.	Total	Sacks-Yds.	Int.-Yds.	Long	TD	Def.	For.-Rec.	TFL	Tackles
2015	New Orleans	4-0	0-0	0	0-0	0-0	0	0	0	0-0	0	0



KENNETH FARROW

Running Back
5-9, 219
2nd NFL Season
2nd with Chargers

Free Agent - '16
Houston
L.D. Bell HS
Hurst, Tex.

Undrafted rookie Kenneth Farrow enjoyed quite a 2016 season with the Chargers. A former two-time second-team American Athletic Conference pick

at the University of Houston, Farrow played in 13 games with two starts, and he finished the year as the team's second-leading rusher.

TRANSACTION HISTORY: Signed with Chargers, May 10, 2016.

2016: Logged first NFL carries in 38-14 win over Jacksonville Sept. 18...took over for an injured Melvin Gordon Dec. 11 at Carolina and set season highs with 16 carries and 55 yards...made first NFL start Dec. 18 vs. Oakland...injured shoulder Dec. 24 at Cleveland...placed on "Reserve-Injured" Dec. 27

Week after 38-28 win over Tulsa in 2014...finished career with 560 carries for 2,975 yards (fourth in school history) and 34 touchdowns (second) and 74 catches for 546 yards and three TDs...career-best 1,037 rush yards and 14 TDs (second-most in season in school history) as junior in 2014...led AAC in 100-yard games (seven) and rush TDs and ranked second in yards in 2014...team's Tom Wilson Weight Room Off-Season MVP in 2013...redshirted in 2011...played at Houston from 2012-15...kinesiology major.

COLLEGE: Two-time second-team American Athletic Conference...MVP of 2015 Lockheed Martin Armed Forces Bowl...four-time AAC Weekly Honor Roll...three-year team captain...AAC Offensive Player of

PERSONAL: Born in Irving, Texas...All-Southwest and all-region at L.D. Bell High in Hurst, Texas.

Regular Season		Rushing				Receiving				
Year	Team	G-S	No.-Yds.	Avg.	Long	TD	No.-Yds.	Avg.	Long	TD
2016	San Diego	16-2	60-192	3.2	11	0	13-70	5.4	16	0

Regular-Season Single-game Highs

Rushing Attempts — 15 vs. Oakland Dec. 18, 2016
 Rushing Yards — 55 at Carolina Dec. 11, 2016
 Rushing Long — 11 at Carolina Dec. 11, 2016

Receptions — 6 at Carolina Dec. 11, 2016
 Receiving Yards — 29 at Cleveland Dec. 24, 2016
 Receiving Long — 16 at Cleveland Dec. 24, 2016



ANTONIO GATES

Tight End
6-4, 255
15th NFL Season
15th with Chargers

Free Agent - '03
Kent State
Central HS
Detroit, Mich.

Antonio Gates will embark upon 2017 on the cusp of history as he begins his 15th NFL season with 111 touchdown catches, tied for most in NFL history by a tight end and tied for sixth all-time.

It's been quite a journey for the former college basketball standout from Detroit who undoubtedly merits Pro Football Hall of Fame consideration when he hangs up his cleats.

Gates has been elected to eight Pro Bowls and five Associated Press All-Pro teams. He's a member of the NFL's All-Decade Team (2000-09), one of the 50 Greatest Chargers of All-Time, a four-time Chargers Offensive Player of the Year and a five-time Team Captain.

Gates is the franchise's all-time leader in career receptions (897), receiving yards (11,192) and touchdown catches (111). All-time among tight ends, Gates ranks third in receptions and receiving yards, and he's tied with Tony Gonzalez for first in touchdowns. Gates' 111 touchdown catches are the most in the NFL since he entered the league in 2003. He has 21-career multi-touchdown games during that stretch, most by a tight end in NFL history. And as one of the most clutch receivers in League history, Gates' 38 touchdown catches on third-down are fourth in NFL history and most by a tight end.

Eight times in 14 seasons, Gates has led the team in receiving touchdowns. He has four seasons with 10 or more touchdowns, the second in NFL history by a tight end.

Gates has led the team in catches eight times and

yards five times. His 21 career 100-yard games are sixth in team annals.

Gates enjoyed one of his top statistical seasons in 2014, but it came on the heels of a personal tragedy. In July of that year, Gates' younger sister Pamela died after a three-year battle with Lupus. Gates missed the Chargers' entire offseason program so that he could remain in Detroit, close to his family. Gates and his sister were extremely close and her illness hit him hard. With his football home halfway across the country from his hometown, Gates even pondered retirement. The Chargers remained supportive, and Gates stayed by Pamela's bedside even as she lie in a coma for weeks before her passing. She died the day he ultimately returned to San Diego to join his teammates for the start of training camp. Gates made his peace with Pamela's illness before returning to Southern California and it provided both inspiration and a springboard for what lie ahead. He started the season on a tear, catching nine touchdown passes in the team's first eight games. It tied the team record for touchdowns in the first half of a season, and he ended the year with 12, tied for most in the NFL among tight ends. It also was his highest season tally since 2004. Gates had turned 34 two months before the 2014 season started and he became only the fourth 34-year-old player in NFL history with a 12-touchdown season, joining Cris Carter, Marvin Harrison and Terrell Owens.

Gates' route to the NFL has been well-chronicled. When he signed with the Chargers as an undrafted

ANTONIO GATES' ALL-PRO HONORS



Eight-time Pro Bowl selection (2004-11 seasons)



Offensive Player of the Year
(2004-05, 2009, 2014)



First-Team (2004-06) & Second-Team (2009-10)
All-Pro



Pro Football Weekly and Professional Football Writers of America All-Pro
(2004-06)



USA Today Sports Weekly All-Pro
(2005-06)



SI and SI.com All-Pro
(2004-06)



ESPN.com All-Pro
(2005-06)



Sporting News All-Pro
(2004-06)



Football Digest All-Pro
(2004)



Dallas News All-Pro
(2009)

rookie in 2003, he had not played football since his senior season at Detroit's Central High School. He began his collegiate career at Michigan State under the assumption that he could play both football and basketball, but when then-football coach Nick Saban relented, Gates chose to focus on hoops and decided it was best to leave the East Lansing campus. An up-and-down start to his basketball career sent him to three different schools before he finally found a home at Kent State. He played there two seasons and helped lead the Golden Flashes to a 52-15 record and back-to-back Mid-American Conference championships. As a senior in 2002, Gates led the 10th seed Golden Flashes to the Elite Eight of the NCAA Tournament with wins over No. 7 seed Oklahoma State, No. 2 seed Alabama and No. 3 seed Pittsburgh. An honorable mention All-America as a senior, Gates ended his career as the sixth-leading scorer in school history. In 2010, Gates had his No. 44 jersey retired by the school, and in May of this year, he was inducted into the Mid-American Conference's Hall of Fame during ceremonies in Cleveland.



With a disarming smile that has made him easily recognizable and approachable off the field, Gates is prominent community figure. When the NFL sought out spokespeople to appear in their "No More" campaign to stop domestic violence in 2014, Gates was among a select group of players asked to appear in a series of television public service announcements. He hosts an annual Shop with a Charger event in which he treats homeless, neglected and abused children to a special night that includes a Christmas shopping spree. A staunch supporter of the Huntington's Disease Society of America, Gates has served for some years as the honorary chairman for the Shoot to Cure HD, which raises much-needed research funds for the HDSA. Gates also has worked closely with Promises2Kids, an organization that offers support to the foster youth community.

And back in his hometown of Detroit, Gates is involved in boxing as the owner of AG Promotions.

He has a stable of young fighters and regularly stages fight cards in and around the Motor City. Gates' paternal grandfather, Henry Hank, was a professional boxer in the 1950s and '60s who went 62-31-4 with 40 wins by knockout as a middleweight and light heavyweight. Hank's 1962 fight against Joey Giardello was voted the Fight of the Year by Ring Magazine. Old photos show a striking resemblance between Gates and his grandfather. Gates now works with his cousin, Tony Harrison, who is one of boxing's top young middleweights. Harrison is off to a 24-2-0 record with 20 wins by knockout to start his career.



Gates' wife, Sasha, is an aspiring R&B musician. Besides being a mother to the couple's two children, Sasha previously starred on the E! reality show WAGS. She also helps run the Dolling Foundation, which inspires women to maintain a strong sense of self by enhancing their natural beauty that was compromised by hair loss due to catastrophic illness or tragedy.

TRANSACTION HISTORY: Signed with Chargers, May 2, 2003...signed six-year contract Aug. 22,

2005...signed six-year contract through 2015, July 28, 2010...signed two-year contract, March 14, 2016.

2016: Team Captain...105th-career TD catch for 21-0 lead in 38-14 win vs. Jacksonville Sept. 18...inactive Sept. 25 at Indianapolis and Oct. 2 vs. Oakland (hamstring)...late fourth-quarter four-yard TD catch Oct. 9 at Oakland...played in 194th game with Chargers Oct. 23 at Atlanta, tying Mike Scifres (2003-15) and Doug Wilkerson (1971-84) for fourth in franchise history...two big fourth-quarter catches and one in OT during 33-30 win vs. Falcons...13-yard catch on 3rd-and-11 during fourth-quarter TD drive that brought Chargers to within 30-27...during game-tying FG drive, caught four-yard pass on 4th-and-2...in OT, had an 11-yard catch to Atlanta 34 to put Chargers in FG range...career TD catch 107 at Denver Oct. 30...13-yard TD catch in 43-35 win over Tennessee Nov. 6...11-yard TD catch for 10-0 lead Nov. 13 vs. Miami...held without a catch Nov. 27 at Houston for first game since Sept. 18, 2011 without catch...played in 201st-career game Dec. 11 at Carolina, most in franchise history by full-time position player...110th-career TD catch (1 yard) on opening series of game Dec. 24 at Cleveland...111th career TD catch Jan. 1 vs. Kansas City to tie Tony Gonzalez for most in NFL history by tight end and sixth all-time.

2015: Team Captain...season debut Oct. 12 vs. Pittsburgh on ESPN's Monday Night Football and had two touchdown catches, 100th and 101st of career...moved past Don Hutson (99), Tim Brown (100) and Steve Largent (100) and into sole possession of seventh on NFL's all-time TD receptions list...92 receiving yards vs. Steelers to run career total to 10,106 and pass Shannon Sharpe (10,060) for third all-time among tight ends...800th career catch to ignite third-quarter touchdown drive Oct. 18 at Green Bay...played in 181st career game vs. Packers,

BEST TE-QB COMBO EVER

Antonio Gates and Philip Rivers have connected on 84 touchdowns during their careers, most in NFL history for a tight end-quarterback tandem. New England's Tom Brady and Rob Gronkowski are second with 67.

Rivers and Gates' 84 touchdowns are also third-most all-time between a quarterback and receiver. The only combinations with more are Steve Young and Jerry Rice (85) and Peyton Manning and Marvin Harrison (112).

Gates has actually caught 86 touchdown passes since Rivers became the team's starting quarterback in 2006, but two of the touchdown passes were thrown by LaDainian Tomlinson on halfback-option plays.



tying Dan Fouts for sixth in team history...inactive Oct. 25 vs. Oakland (knee)...six catches Nov. 9 vs. Chicago to raise career total to 816 and pass Sharpe (815) for third all-time by a tight end...night included season-long 40-yard catch, his longest since 2013...two TDs in 65-second span late in second quarter of 31-25 win at Jacksonville Nov. 29...nine-yard TD catch with 1:50 left in quarter and another nine-yarder with 45 seconds left after Manti Te'o interception. **2014: Pro Bowl first-alternate...Chargers Offensive Player of Year...Team Captain**...Sept. 8 at Arizona, upped his career receiving total to 9,274 yards to pass Hall of Fame wide receiver Charlie Joiner (9,203) for second on team's all-time receiving yardage list...first-career **AFC Offensive Player of Week** award after tying career-high with three touchdowns in 30-21 win over defending Super Bowl Champion Seattle Sept. 14...first two TDs were 3rd-and-goal plays from eight and third was from 21 on 2nd-and-20 play...led team with 96 yards on seven catches vs. Seahawks...touchdowns were 88-90th career to pass Larry Fitzgerald, Andre Reed and Don Maynard for 11th on the NFL's all-time list... Oct. 5 vs. New York Jets, caught 91-92nd touchdown passes of career to pass Isaac Bruce (91) for 10th all-time...scored both on 3rd down plays...third-quarter game-tying (21-21) one-yard TD catch in 31-28 win at Oakland Oct. 12...became Chargers' all-time leading receiver Oct. 23 at Denver, collecting 54 yards to surpass Lance Alworth (9,584 yards)...passed him on 31-yard catch to Broncos' two on 3rd-and-20 play to set up touchdown that tied game, 7-7...drew 12-yard holding penalty on 3rd-and-7 during same drive...two touchdown catches in second half to tie team record for most TDs (9) in first eight games of season...first touchdown on 4th-and-goal play was 750th career catch...Nov. 30 at Baltimore, 83 yards to pass Alworth (9,721) for second on team's all-time scrimmage yards list...10th TD of season Dec. 14 vs. Denver to join New England's Rob Gronkowski as only tight ends in NFL history with four 10-TD seasons...two second-half touchdowns in 38-35 overtime win at San Francisco Dec. 20...first score was third-down catch that began to erase 21-point deficit...second got Chargers within 35-28 with 5:15 left in game...TD catches were 98-99th career, to tie Don Hutson for ninth all-time...67 receiving yards Dec. 28 at Kansas City to become 44th player and fourth tight end in NFL history with more than 10,000 career yards. **2013: Pro Bowl third-alternate**...team-high 124 yards in 33-30 win at Philadelphia Sept. 15, including catches of 15 and 21 yards on game-winning drive...second quarter lost fumble when hit from behind was first since Sept. 2008...eight catches vs. Eagles to top 650 career (652)...scored 500th career point and passed Alworth for fifth on team's career scoring list on seven-yard TD catch in 150th career game Sept. 22 at Tennessee...84th-career TD to break tie with Alworth for second in team history...final points of 30-21 win vs. Dallas Sept. 29 on 56-yard TD in fourth quarter...was third-longest of career and longest since Dec. 6, 2009 at Cleveland (56 yards)...finished

with game-high 136 yards...10 catches vs. Browns to raise career total to 667 and pass Ozzie Newsome (662) for fourth among tight ends in NFL history...game ball after 41-38 win at Kansas City Nov. 24...became fourth tight end in NFL history with 700 catches and 9,000 yards...fastest in NFL history to 9,000 yards (158 games) and third-fastest to 700 catches...biggest catch of game was 12 yarder on 3rd-and-10 during game-winning drive to go over 9,000...four-yard TD Dec. 29 vs. Chiefs tied game 14-14 in second quarter. **2012:** 600th career catch Sept. 23 vs. Atlanta...fifth tight end and 59th player in NFL history with 600...Oct. 15 vs. Denver two touchdowns for 15th-career multi-TD game...team-high 81 yards vs. Broncos to raise career total to 8,007 and pass Ozzie Newsome for fourth in NFL history among TEs...80th-career TD Nov. 11 at Tampa Bay...tied Alworth's franchise record with 81st TD Dec. 16 vs. Carolina...became Chargers' all-time leader 82nd-career TD (34 yards) for 24-14 lead in Dec. 23 win at New York Jets...83rd TD Dec. 30 vs. Oakland to tie Alworth for second-most total TDs in team history. **2011: Pro Bowl**...eight catches Week 1 vs. Minnesota to pass LaDainian Tomlinson for third on team's all-time receptions list...inactive Weeks 3-5 (foot)...70th-career touchdown Oct. 23 at New York Jets to join Tony Gonzalez as only TEs in NFL history with 70...five catches vs. Jets (542 career) to pass Kellen Winslow (541) for second in team history... Dec. 5 at Jacksonville, passed Gary Garrison for third on team's all-time receiving yardage list...Dec. 11 vs. Buffalo, scored first touchdown of game and during drive passed Garrison (7,562) for fourth on team's all-time list for career scrimmage yards...second TD in third quarter (75th career) to become 27th player and second TE (Gonzalez) in NFL history with 75...Dec. 24 at Detroit, caught team-record 587th career pass for six yards on 4th-and-5 in fourth quarter to pass Charlie Joiner (586)...Jan. 1 at Oakland, season-long 38-yard TD on 3rd-and-9 play...ignited next scoring drive with 37-yard catch and contributed to third-quarter TD drive with nine-yard catch on 3rd-and-4, followed by 16-yarder that put him at season-high 106 for game. **2010: Pro Bowl...second-team Associated Press All-Pro**...led team with 10 touchdown catches ...60th career TD Sept. 13 at Kansas City...Sept. 19 vs. Jacksonville, passed Steve Jordan (6,307) for seventh in NFL receiving yards by tight end...nine-yard touchdown vs. Jaguars (61st career) broke tie with Jerry Smith for the third most TDs by tight end in NFL history...later, second TD (62nd career) tied Shannon Sharpe for second among TEs...12-yard touchdown catch Sept. 26 at Seattle (63rd career) for second all-time among TEs...passed Alworth (493) for fourth-most catches in team history...two touchdowns Oct. 3 vs. Arizona, eighth-straight game TD catch...500th career catch vs. Cardinals to become seventh tight end in NFL history and fastest to 500...12 points vs. Arizona for sixth on team's all-time scoring list...19-yard touchdown catch Oct. 10 at Oakland to tie Alworth's team record (1963) for consecutive games with touchdown (nine)...injured foot Oct. 17 at St.

Louis...Oct. 24 vs. New England, passed Winslow (6,741) for sixth-most yards by tight end in NFL history...fourth quarter TD was eighth of season, extending league record of consecutive seasons with at least eight TDs to seven...18th-career 100-yard game Oct. 31 vs. Tennessee, tying John Jefferson for seventh-most in team history...41st TD pass from Rivers vs. Tennessee set new team record for quarter-back-tight end combo (Dan Fouts & Winslow, 40)...missed first-career game due to injury (foot) Nov. 7 at Houston...placed on "Reserve-Injured" Dec. 30...did not play in Pro Bowl due to injury (foot). **2009: Pro Bowl Starter...second-team All-Pro by Associated Press and first-team by Sports Illustrated...Chargers co-Offensive Player of Year.**...led team with 79 receptions and second with career-high 1,157 yards...14.6 average led all NFL tight ends...teamed with Vincent Jackson (1,167 yards) for Chargers' first 1,000-yard receiving duo since 1985 and combined to give Chargers most yards by receiving duo since 1980...Oct. 24 at Pittsburgh, 124 yards and two touchdowns...scored first touchdown on 3rd-and-goal and had catches of 26 on 3rd-and-8 and 16 on 3rd-and-15 during drive...went over 100 yards on second touchdown...drew 26-yard pass interference penalty on another touchdown drive...was presented game ball after 118 yards and two touchdowns Nov. 29 vs. Kansas City...TDs were 54-55th career, third all-time among TEs...Dec. 13 at Dallas on receiving end of Philip Rivers' 100th career touchdown pass...was presented game ball after career-high 167 yards at Cleveland Dec. 6...catches of 56 and 18 yards during drive when LaDainian Tomlinson scored 150th career touchdown...Dec. 25 at Tennessee, on receiving end of 36-yard touchdown to set new season high for yards, while Rivers went over 4,000 yards for season...59th career touchdown catch Jan. 3 vs. Washington to pass Garrison (58) for second in team history. **2008: Pro Bowl selection**...48th-career touchdown Oct. 26 vs. New Orleans in London to pass Joiner for third in team history...game-winning touchdown catch (eight yards) with 6:55 left in game vs. Kansas City Nov. 9...**Chargers Alumni co-Offensive Player of Month (December)**...two TDs Dec. 21 at Tampa Bay were 50-51st of career...fastest tight end in NFL history to 50 (92 gms), beating Jerry Smith (100)...went over 5,000 career yards on first touchdown...was second-fastest to 5,000 yards (Winslow, 69 games)...team-high eight catches in Jan. 5 Wild Card overtime win vs. Indianapolis...did not play in Pro Bowl (ankle). **2007: Pro Bowl starter...All-AFC by Pro Football Weekly and Professional Football Writers of America**...17-yard halfback-option touchdown catch from Tomlinson in 14-3 Opening Day win vs. Chicago...game ball after 113 yards and touchdown Oct. 7 vs. Denver...touchdowns of 49 and 31 yards vs. Houston Oct. 28...over 4,000 career receiving yards in Texans' game (68th career)...third-fastest tight end in NFL history to 4,000 behind Winslow (58 games) and Mike Ditka (67)...two touchdowns Nov. 25 vs. Baltimore (41 and 42 yards) to crack top-five on team's touchdown receptions list...game-tying touchdown (two yards) with :09 left in

fourth quarter of overtime win at Tennessee Dec. 9...in overtime, 11-yard catch on 3rd-and-4 of game-winning TD drive...toe injury in Wild Card vs. Tennessee...played in Divisional Playoffs and Championship Game with injured toe, but did not play in Pro Bowl. **2006: Pro Bowl...first-team All-Pro by Associated Press, Sporting News, USA Today Sports Weekly, Pro Football Weekly and Professional Football Writers of America, Sports Illustrated, Sports Illustrated.com, and ESPN.com...All-AFC by PFW and PFWA...NFL.com All-Interview**...then-second-longest touchdown of career (57 yards) at San Francisco Oct. 15...19-yard touchdown catch from Tomlinson in 21-14 win vs. Oakland Nov. 26...**Chargers Alumni Player of Week** after 104 yards and two TDs Dec. 10 vs. Denver...first-career 100-yard game and touchdowns vs. Broncos...leading receiver in Jan. 14 AFC Playoffs vs. New England. **2005: Pro Bowl starter...first-team All-Pro by Associated Press, Sporting News, Sports Illustrated and Sports Illustrated.com, ESPN.com, Pro Football Weekly and Professional Football Writers of America, and USA Today Sports Weekly...Chargers co-Offensive Player of Year...Pro Football Weekly Midseason All-Pro.**...tied team record for catches by tight end (89) and yards (1,101) were most by Bolts' tight end since '83 (Winslow)...second tight end in NFL history (Todd Christensen, '83) with 1,100-yard, 10 touchdown season...23 touchdown catches between 2004-05 were most ever by tight end over two-year span...did not play Week 1 vs. Dallas (roster exemption)...**Chargers Alumni Player of Week** after tying career-high with three TDs among season-high 10 catches and 145 yards Oct. 30 vs. Kansas City...132 yards week later at Jets...27-yard TD catch for 14-3 lead over Buffalo Nov. 20, but injured foot in third quarter and did not return...started following week at Washington and 24-yard catch on first play of overtime immediately preceded game-winning 41-yard touchdown run by Tomlinson...career-best 13 catches for 123 yards vs. Miami Dec. 11 to raise season yardage total to new career-high (997)...eight-yard touchdown catch with 15 seconds left in fourth quarter. **2004: Pro Bowl starter... first-team All-Pro by Associated Press, Football Digest, Sporting News, Sports Illustrated and Sports Illustrated.com...second-team All-Pro by College & Pro Football Newsweekly...All-NFL, All-AFC and All-Pro second-team by Pro Football Weekly and Professional Football Writers of America...NFL Alumni Association Tight End of Year...Chargers Offensive Player of Year**...season-high 123 yards in Week 1 at Houston...**Chargers Alumni Player of Week** after season-high three touchdowns vs. New Orleans Nov. 7...first Chargers receiver with three touchdown catches in game since '97 (Tony Martin vs. Baltimore) and first three-touchdown game by Bolts tight end since '83 (Winslow vs. Kansas City)...10-11th touchdowns at Kansas City Nov. 28 to set new team season mark for TEs (Winslow and Willie Frazier, 10)...eight scores in four games tied Wes Chandler for most by Charger in

Continued next page

four-game stretch...career-long 72-yard touchdown in AFC West-clinching win at Cleveland Dec. 19...12th touchdown of season tied NFL record for tight ends... set tight end single-season touchdown record with 13th at Indianapolis Dec. 26...one-yard touchdown catch with 11 seconds left in fourth quarter forced overtime in Wild Card vs. Jets...had catches of 21 and 44 yards during TD drive...12-yard touchdown pass from Peyton Manning for 28-7 lead in second quarter of 38-27 Pro Bowl win Feb. 13. **2003:** First-career touchdown Nov. 9 vs. Minnesota from Doug Flutie... season-high 117 yards and season-long 48-yard catch Dec. 14 vs. Green Bay...first 100-yard receiving game by Chargers rookie since Wayne Walker at Washington (1989).

COLLEGE: Honorable mention AP All-America as senior at Kent State...averaged 20.6 points and 7.7 rebounds per game...first-team All-MAC...runner-up for MAC Player of Year...spent first semester at Michigan State...transferred to Eastern Michigan in Spring '99, averaging 10.2 ppg and 7.4 rpg...attended College of Sequoias in 2000-01 but did not play...general studies major.

PERSONAL: Born in Detroit, Mich. ...led Detroit Central High to Class A state title as senior...first-team all-state football and basketball.

2016 Game-By-Game Receiving

Date	Opp.	No.	Yds	Avg.	Lg	TD	TDs
09/11	at KC*	3	20	6.7	8	0	
09/18	Jax	3	15	5	7	1	2
09/25	at Ind	INA					
10/02	NO	INA					
10/09	at Oak*	4	30	7.5	9	1	4
10/13	Den*	2	16	8	10	0	
10/23	at Atl	5	38	7.6	13	0	
10/30	at Den*	4	33	8.3	12	1	7
11/06	Ten*	5	75	15	17	1	13
11/13	Mia	4	63	15.8	19	1	11
11/27	at Hou	0	0	0	0	0	
12/04	TB*	4	37	9.3	14	0	
12/11	at Car	5	61	12.2	27	0	
12/18	Oak*	1	11	11	11	0	
12/24	at Cle*	8	94	11.8	25	1	1
01/01	KC*	5	55	11	23	1	2
Totals	53	548	10.3	27	7		

2015 Game-By-Game Receiving

Date	Opp.	No.	Yds	Avg.	Lg	TD	TDs
09/13	Det	Res-Susp					
09/20	at Cin	Res-Susp					
09/27	at Min	Res-Susp					
10/04	Cle	Res-Susp					
10/12	Pit*	9	92	10.2	12t	2	12, 11
10/18	at GB*	9	95	10.6	21	0	
10/25	Oak	INA					
11/01	at Bal	4	56	14	30	0	
11/09	Chi*	6	69	11.5	40	0	
11/22	KC	1	6	6	6	0	
11/29	at Jax*	4	53	13.3	27	2	9, 12
12/06	Den	6	50	8.3	15	0	
12/13	at KC	6	76	12.7	19	0	
12/20	Mia	6	88	14.7	30	0	
12/24	at Oak	2	11	5.5	8	0	
01/03	at Den	3	34	11.3	13t	1	13
Totals	56	630	11.3	40	5		

2014 Game-By-Game Receiving

Date	Opp.	No.	Yds	Avg.	Lg	TD	TDs
09/08	at Ari*	6	81	13.5	34	0	
09/14	Sea*	7	96	13.7	21t	3	8, 8, 21
09/21	at Buf*	1	8	8	8	0	
09/28	Jax*	3	30	10	17	0	
10/05	NYJ*	4	60	15	28	2	8, 12
10/12	at Oak*	3	27	9	16	1	1
10/19	KC*	3	61	20.3	27t	1	27

Receptions by Opponent (incl. playoffs)

Opp.	Gms.	No.	Yards	Avg.	Lg.	TD
Arizona	3	17	281	16.5	34	3
Atlanta	4	17	167	9.8	23	0
Baltimore	8	30	407	13.6	37	2
Buffalo	5	24	298	12.4	27t	4
Carolina	4	20	214	10.7	27	2
Cincinnati	6	19	239	12.6	40	4
Cindnati	4	22	209	9.5	27	1
Cleveland	6	21	369	17.6	72t	2
Dallas	2	14	180	12.9	56t	2
Denver	26	99	1157	11.7	34	11
Detroit	3	7	66	9.4	16	0

Date	Opp.	No.	Yds	Avg.	Lg	TD	TDs
10/23	at Den*	5	54	10.8	31	2	4, 10
11/02	at Mia*	3	28	9.3	10	0	
11/16	Oak*	3	32	10.7	15	0	
11/23	STL*	2	14	7	10	0	
11/30	at Bal*	7	83	11.9	23	0	
12/07	NE*	5	34	6.8	12	0	
12/14	Den	6	54	9	15	1	5
12/20	at SF*	7	92	13.1	28	2	1, 21
12/28	at KC	4	67	16.8	21	0	
Totals	69	821	11.9	34	12		

2013 Game-By-Game Receiving

Date	Opp.	No.	Yds	Avg.	Lg	TD	TDs
09/09	Hou*	2	49	24.5	34	0	
09/15	at Phi*	8	124	15.5	24	0	
09/22	at Ten*	5	55	11.0	17	1	7
09/29	Dal*	10	136	13.6	56t	1	56
10/06	at Oak*	7	74	10.6	20	0	
10/14	Ind*	4	28	7.0	11	0	
10/20	at Jax*	6	31	5.2	7	0	
11/03	at Was*	6	53	8.8	15	0	
11/10	Den*	4	62	15.5	24	0	
11/17	at Mia*	4	52	13.0	27	1	5
11/24	at KC*	3	21	7.0	12	0	
12/01	Cin*	5	41	8.2	13	0	
12/08	NYG*	4	50	12.5	23	0	
12/12	at Den*	2	23	11.5	14	0	
12/22	Oak	3	42	14.0	16	0	
12/29	KC*	4	31	7.8	16	1	4
Totals	77	872	11.3	56t	4		
01/05	at Cin**	1	5	5.0	5	0	
01/12	at Den**	2	10	5.0	5	0	
Totals	3	15	5.0	5	0		

2012 Game-By-Game Receiving

Date	Opp.	No.	Yds	Avg.	Lg	TD	TDs
9/10	at Oak*	4	43	10.8	17	0	
9/16	Ten	INA					
9/23	Atl*	3	22	7.3	14	0	
9/30	at KC*	3	59	19.7	33	0	
10/7	at NO*	3	19	6.3	13	0	
10/15	Den*	6	81	13.5	23	2	15, 11
10/28	at Cle*	2	14	7.0	9	0	
11/1	KC*	3	43	14.3	21	1	14
11/11	at TB*	4	57	14.3	33	1	13
11/18	at Den*	2	17	8.5	13	0	
11/25	Bal*	2	13	6.5	11	0	
12/2	Cin*	6	49	8.2	19	0	

Date	Opp.	No.	Yds	Avg.	Lg	TD	TDs
12/9	at Pit*	3	31	10.3	14	0	
12/16	Car*	4	31	7.8	9t	1	9
12/23	at NYJ*	2	44	22.0	34t	1	34
Totals	47	523	11.1	34t	6		

2011 Game-By-Game Receiving

Date	Opp.	No.	Yds	Avg.	Lg	TD	TDs
09/11	Min*	8	74	9.3	15	0	
09/18	at NE*	0	0	0	0	0	
09/25	KC	INA					
10/02	Mia	INA					
10/09	at Den	INA					
10/23	at NYJ*	5	54	10.8	18	1	2
10/31	at KC*	4	73	18.3	27	0	
11/06	GB*	8	96	12.0	19	1	11
11/10	Oak*	5	54	10.8	22	0	
11/20	at Chi*	4	63	15.8	26	1	8
11/27	Den*	6	49	8.2	17	1	6
12/05	at Jax*	6	70	11.7	23	0	
12/11	Buf*	7	68	9.7	17	2	9, 2
12/18	Bal*	2	31	15.5	20	0	
12/24	at Det*	4	40	10.0	16	0	
01/01	at Oak*	5	106	21.2	38t	1	38
Totals	64	778	12.2	38t	7		

2010 Game-By-Game Receiving

Date	Opp.	No.	Yds	Avg.	Lg	TD	TDs
09/13	at KC*	5	76	15.2	34	1	3
09/19	Jax*	5	57	11.4	26	2	9, 4
09/26	at Sea*	7	109	15.6	28	1	23, 26
10/03	Ari*	7	144	20.6	33t	2	33, 26
10/10	at Oak*	5	92	18.4	28	1	19
10/17	at STL*	2	12	6.0	9	0	
10/24	NE*	4	50	12.5	26	1	4
10/31	Ten*	5	123	24.6	48t	1	48
11/07	at Hou	INA					
11/22	Den	INA					
11/28	at Ind*	4	46	11.5	18	0	
12/05	Oak*	6	73	12.2	24	1	4
12/12	KC	INA					
12/16	SF	INA					
12/26	at Cin	INA					
01/02	at Den	IR					
Totals	50	782	15.6	48t	10		

Regular Season			Receiving				Special Teams				Postseason					
Year	Team	G-S	No.-Yds.	Avg.	Long	TD	Tackles	G-S	No.-Yds.	Avg.	Long	TD				
2003	San Diego	15-11	24-389	16.2	48	2	4	n/a								
2004	San Diego	15-15	81-964	11.9	72t	13	0	1-1	6-89	14.8	44	1				
2005	San Diego	15-15	89-1,101	12.4	38	10	0	n/a								
2006	San Diego	16-16	71-924	13.0	57t	9	0	1-1	6-61	10.2	19	0				
2007	San Diego	16-16	75-984	13.1	49t	9	0	3-2	6-60	10.0	23	0				
2008	San Diego	16-16	60-704	11.7	34	8	0	2-2	13-146	11.2	30	0				
2009	San Diego	16-16	79-1,157	14.6	56	8	0	1-1	8-93	11.6	23	0				
2010	San Diego	10-10	50-782	15.6	48t	10	0	n/a								
2011	San Diego	13-13	64-778	12.2	38t	7	0	n/a								
2012	San Diego	15-15	49-538	11.0	34t	7	0	n/a								
2013	San Diego	16-15	77-872	11.3	56t	4	0	2-2	3-15	5.0	5	0				
2014	San Diego	16-14	69-821	11.9	34	12	0	n/a								
2015	San Diego	11-4	56-630	11.3	40	5	0	n/a								
2016	San Diego	14-9	53-548	10.3	27	7	0	n/a								
Totals			204-185	897-11,192	12.5	72t	111	4	10-9	42-464	11.0	44	1			

Regular-Season Single-game Highs

Receptions — 13 vs. Miami Dec. 11, 2005
 Receiving Yards — 167 at Cleveland Dec. 6, 2009
 Receiving Long — 72t at Cleveland Dec. 19, 2004
 Receiving TDs — 3 (3 times) Last: vs. Seattle Sept. 14, 2014
 Receiving Long TD — 72t at Cleveland Dec. 19, 2004

Postseason Single-game Highs

Receptions — 8 (twice) Last: vs. New York Jets, Jan. 17, 2010
 Receiving Yards — 93 vs. New York Jets, Jan. 17, 2010
 Receiving Long — 44 vs. New York Jets, Jan. 8, 2005
 Receiving TDs — 1 vs. New York Jets, Jan. 8, 2005
 Receiving Long TD — 1t vs. New York Jets, Jan. 8, 2005

2009 Game-By-Game Receiving

Date	Opp.	No.	Yds	Avg.	Lg	TD	TDs
09/14	at Oak*	5	83	16.6	25	0	
09/20	Bal*	5	78	15.6	37	0	
09/27	Mia*	5	64	12.8	19	0	
10/04	at Pit*	9	124	13.8	30t	2	3, 30
10/19	Den*	5	70	14.0	21	0	
10/25	at KC*	5	55	11.0	25	0	
11/01	Oak*	3	49	16.3	30	0	
11/08	at NYG*	5	67	13.4	29	0	
11/15	Phi*	7	78	11.1	20	0	
11/22	at Den*	3	41	13.7	24	0	
11/29	KC*	7	118	16.9	22	2	19, 15
12/06	at Cle*	8	167	20.9	56	0	
12/13	at Dal*	4	44	11.0	14t	1	14
12/20	Cin*	4	33	8.3	13	1	3
12/25	at Ten*	3	74	24.7	36t	1	36
01/03	Was*	1	12	12.0	12t	1	12
Totals		79	1157	14.6	56	8	8

2008 Game-By-Game Receiving

Date	Opp.	No.	Yds	Avg.	Lg	TD	TDs
09/07	Car*	4	61	15.3	24t	1	24
09/14	at Den*	4	61	15.3	25	0	0
09/22	NYJ*	2	25	12.5	19	1	6
09/28	at Oak*	5	58	11.6	20	1	9
10/05	at Mia*	1	12	12.0	12	0	0
10/12	NE*	4	35	8.8	22	1	1
10/19	at Buf*	4	55	13.8	19	0	0
10/26	at NO*	6	96	16.0	30	1	12
11/09	KC*	8	66	8.3	15	1	8
11/16	at Pit*	2	10	5.0	6	0	0
11/23	Ind*	3	28	9.3	13	0	0
11/30	Atl*	3	27	9.0	11	0	0
12/04	Oak*	0	0	0.0	0	0	0
12/14	at KC*	7	78	11.1	23	0	0
12/21	at TB*	4	43	10.8	15t	2	15, 5
12/28	Den*	3	49	16.3	34	0	0
Totals		60	704	11.7	34	8	8

2007 Game-By-Game Receiving

Date	Opp.	No.	Yds	Avg.	Lg	TD	TDs
09/09	Chi*	9	107	11.9	19	1	17
09/16	at NE*	7	77	11.0	22	1	12
09/23	at GB*	11	113	10.3	26	0	0
09/30	KC*	6	79	13.2	27	0	0
10/07	at Den*	7	113	16.1	34	1	9
10/14	Oak*	3	58	19.3	28	0	0
10/28	Hou*	3	92	30.7	49t	2	49, 31
11/04	at Min*	1	10	10.0	10	0	0
11/11	Ind*	3	26	8.7	14	0	0

Date	Opp.	No.	Yds	Avg.	Lg	TD	TDs
11/18	at Jax*	4	54	13.5	24t	1	24
11/25	Bal*	6	105	17.5	35t	2	35, 25
12/02	at KC*	1	-1	-1.0	-1	0	0
12/09	at Ten*	6	57	9.5	17	1	2
12/16	Det*	1	8	8.0	8	0	0
12/24	Den*	1	24	24.0	24	0	0
12/30	at Oak*	6	62	10.3	21	0	0
Totals		75	984	13.1	49t	9	9

2006 Game-By-Game Receiving

Date	Opp.	No.	Yds	Avg.	Lg	TD	TDs
09/11	at Oak*	2	26	13.0	22	1	4
09/17	Ten*	4	55	13.8	28	0	0
10/01	at Bal*	4	41	10.3	18	0	0
10/08	Pit*	3	55	18.3	22t	1	22
10/15	at SF*	5	78	15.6	57t	1	57
10/22	at KC*	9	63	7.0	21	1	1
10/29	STL*	5	66	13.2	27	0	0
11/05	Cle*	2	22	11.0	15	0	0
11/12	at Cin*	5	69	13.8	27	0	0
11/19	at Den*	5	48	9.6	17	0	0
11/26	Oak*	6	81	13.5	27	1	19
12/03	at Buf*	7	90	12.9	26	1	11
12/10	Den*	7	104	14.9	26	2	12, 7
12/17	KC*	1	7	7.0	7	0	0
12/24	at Sea*	2	63	31.5	38	0	0
12/31	Ari*	4	56	14.0	33t	1	33
Totals		71	924	13.0	57t	9	9

2005 Game-By-Game Receiving

Date	Opp.	No.	Yds	Avg.	Lg	TD	TDs
09/11	Dal						Roster Exempt
09/18	at Den*	6	80	13.3	24	0	0
09/25	NYG*	6	92	15.3	23	1	14
10/02	at NE*	6	108	18.0	38	0	0
10/10	Pit*	5	61	12.2	20	1	11
10/16	at Oak*	2	17	8.5	16	0	0
10/23	at Phi*	8	72	9.0	16	1	8
10/30	KC*	10	145	14.5	35t	3	19, 20, 35
11/06	at NYJ*	8	132	16.5	29	0	0
11/20	Buf*	5	77	15.4	27t	1	27
11/27	at Was*	3	39	13.0	24	0	0
12/04	Oak*	4	51	12.8	19	1	6
12/11	Mia*	13	123	9.5	25	1	8
12/18	at Ind*	6	29	4.8	10	0	0
12/24	at KC*	4	52	13.0	22	1	18
12/31	Den*	3	23	7.7	12	0	0
Totals		89	1,101	12.4	38	10	10

2004 Game-By-Game Receiving

Date	Opp.	No.	Yds	Avg.	Lg	TD	TDs
09/12	at Hou*	8	123	15.4	29	0	0
09/19	NYJ*	4	39	9.8	14	0	0
09/26	at Den*	4	30	7.5	10	0	0
10/03	Ten*	7	57	8.1	12	1	11
10/10	Jax*	8	93	11.6	29	2	1, 11
10/17	at Atl*	6	80	13.3	23	0	0
10/24	at Car*	7	61	8.7	14	0	0
10/31	Oak*	5	63	12.6	29	2	5, 1
11/07	NO*	5	56	11.2	29	3	11, 7, 2
11/21	at Oak*	8	101	12.6	28	1	12
11/28	at KC*	7	92	13.1	27	2	18, 11
12/05	Den*	3	31	10.3	13	0	0
12/12	TB*	1	17	17.0	17	0	0
12/19	at Cle*	1	72	72.0	72t	1	72
12/26	at Ind*	7	49	7.0	20	1	4
01/02	KC						INA
Totals		81	964	11.9	72t	13	13

2003 Game-By-Game Receiving

Date	Opp.	No.	Yds	Avg.	Lg	TD	TDs
09/07	at KC						INA
09/14	Den	0	0	0.0	0	0	0
09/21	Bal	0	0	0.0	0	0	0
09/28	at Oak	2	30	15.0	17	0	0
10/05	at Jax*	1	8	8.0	8	0	0
10/19	at Cle*	0	0	0.0	0	0	0
10/27	Mia	0	0	0.0	0	0	0
11/02	at Chi*	0	0	0.0	0	0	0
11/09	Min*	3	55	18.3	26	1	4
11/16	at Den*	0	0	0.0	0	0	0
11/23	Cin*	1	12	12.0	12	0	0
11/30	KC*	3	49	16.3	18t	1	18
12/07	at Det*	2	18	9.0	10	0	0
12/14	GB*	5	117	23.4	48	0	0
12/21	at Pitt*	5	64	12.8	20	0	0
12/28	Oak*	2	36	18.0	28	0	0
Totals		24	389	16.2	48	2	2

* Denotes starter

+ Denotes postseason game



MELVIN GORDON

Running Back
6-1, 215
3rd NFL Season
3rd with Chargers

Draft 1 - '15
Wisconsin
Bradford HS
Kenosha, Wis.

A 2016 Pro Bowl performer and the Chargers' reigning Offensive Player of the Year, the arrow is definitely pointing up for Chargers running back Melvin Gordon.

Originally a Pro Bowl third-alternate, Gordon was selected to the AFC All-Star squad after rushing for 997 yards in 2016. He ranked 13th in the NFL. Gordon missed the Bolts' last three regular-season games due to knee and hip injuries, narrowly missing out on recording the the 20th 1,000-yard rushing season in franchise history.

One of the highlights of Gordon's 2016 campaign was a 261-yard performance during a 43-35 win over the Tennessee Titans. Gordon was named the AFC's Offensive Player of the Week after his effort which included 196 yards on the ground. Gordon's 261 total yards were third-most in a game in team history, while his 196 rushing yards were ninth.

Another of the main contributors to Gordon's all-star selection was a 12-touchdown season. After not finding paydirt once as a rookie in 2015, Gordon led the Chargers and tied for ninth in the NFL in touchdowns, scoring 10 rushing and two receiving. He became the first player in NFL history to follow a season with no rushing touchdowns with a 10-TD season. His 10 rushing TDs ranked sixth in the NFL.

Gordon finished 2016 with 1,416 yards from scrimmage (997 rushing and 419 receiving), a total that ranked 10th in the League and 16th on the franchise's all-time single-season list. His three 40-plus yard rushes in 2016 tied for second in the NFL.

Gordon made large strides between his first two years by increasing his training regimen. Besides participating in the Chargers' offseason program, Gordon spent time in Houston training with former NFL Most Valuable Player Adrian Peterson. Once an idol of Gordon's, the two backs have become close friends.



Gordon originally joined the Chargers as the team's first-round pick in the 2015 NFL Draft. The former University of Wisconsin product won the 2014 Doak Walker Award as the nation's top running back and he finished second in voting for the 2014 Heisman Trophy. Gordon rushed for 4,915 yards and scored 49 total touchdowns for the Badgers. Both totals ranked third in school history.

A native of Kenosha, Wis., Gordon originally came onto the radar of Chargers General Manager Tom Telesco when he rushed for 216 yards and a touchdown on just nine carries in the 2012 Big Ten Championship Game against Nebraska.

Gordon's redshirt junior season in 2014 was his breakout campaign. He rushed for a Big Ten-record 2,587 yards, second-most in FBS history. Gordon's 184.8-yard per game average was the most by an FBS player since former Chargers great LaDainian Tomlinson averaged 196.2 yards per game for TCU in 2000. Gordon became just the third player in FBS history to rush for at least 2,000 yards and score 30 touchdowns, joining Barry Sanders and Kevin Smith.

An only child, both of Gordon's parents played an instrumental role in his upbringing. His mother, Carmen, a nurse, has never missed one of his games. Before enrolling at Wisconsin, she often shuttled Melvin to and from football camps and combines as far away as Tennessee and Alabama to help his football career. She also stayed after him to maintain good grades and the life science communications major was named to a host of all-academic teams during his college career at Wisconsin. Melvin wore No. 25 for the Badgers because it was his mother's age when he was born.

Gordon's father, Melvin Jr., also known as "Big Bo," played an instrumental role as well. He taught his son the importance of strength and conditioning. The family had a weight room in the basement of their Kenosha home and Melvin Sr., was a regular fixture in the weight room at Bradford High School. Gordon continued his intense training regimen at Wisconsin where he once ran every step in Camp Randall Stadium while wearing a weighted vest. The elder Gordon also made sure that his son had an appreciation for the NFL's great running backs who had helped pave the way. A former semi-pro football player, the elder Gordon used to show his son tapes of great running backs like Sanders and Walter Payton.

While growing on the football field, Gordon is adding to his legacy off it. Last December, Gordon teamed up with the Armed Forces YMCA and Rally Health to host a holiday build-a-bike event for more than 50 children and teenagers of Naval servicemembers.

TRANSACTION HISTORY: First-round pick (15th overall) by Chargers, April 30, 2015...signed May 15.

2016: Pro Bowl...Chargers Offensive Player of Year...first two NFL touchdowns (one and six yards) Sept. 11 sea-



son opener at Kansas City...became first Chargers running back since Gene Foster (1965) to score two rushing touchdowns in first half on kickoff weekend...first NFL 100-yard rushing game (102 yards) and touchdown in 38-14 win Sept. 18 vs. Jacksonville...scored game's first touchdown (three yards)...

helped contribute to score with seven-yard run on 3rd-and-2 and 21-yard run later during drive... one-yard touchdown run for 19-13 lead in third quarter Sept. 25 at Indianapolis...two one-yard touchdown runs Oct. 2 vs. New Orleans...first TD gave Bolts 24-14 lead...on drive had 12-yard catch on 3rd-and-12 and four-yard run on 3rd-and-3...18-yard touchdown catch for 17-9 third-quarter lead Oct. 9 at Oakland...became first Charger since Antonio Gates in 2010 to score TD in first five games of season...24-yard carry to one on next series set up TD for 24-16 lead...27 carries Oct. 13 vs. Denver, including career-long 48-yard tote...season-best three TDs in 33-30 OT win at Atlanta Oct. 23... scored twice on ground and once through air... raised season TD total to 10, marking most by Chargers player in Games 1-7 since LaDainian Tomlinson (11) in 2005...155 yards from scrimmage, including 111 yards rushing, Oct. 30 at Denver...became first NFL RB since Week 2 of 2015 to rush for more than 100 yards against Denver's defense...**AFC Offensive Player of Week** and **Castrol Edge Clutch Performer of Week** after career-high 196 rushing yards, ninth in franchise history, in 43-35 win vs. Tennessee Nov. 6...was most yards in game by Charger since 2007...added 65 receiving yards for career-best 261 total yards from scrimmage, the third-most in franchise history...rushed for 100 yards in first half against Titans to become first Chargers running back to rush for 100 yards in half since 2007...43-yard run to Titans' six on first play of second quarter set up TD for 16-0 lead...one-yard TD run in third quarter helped Chargers reclaim lead they would not relinquish (26-21)...helped put away game late in fourth quarter with 47-yard run on 3rd-and-7, followed three plays later by two yarder on 3rd-and-1 to allow Bolts to run out clock...132 total yards Nov. 13 vs. Miami...15-yard catch on 3rd-and-14 in second quarter helped sustain TD drive for 10-0 lead...game-long 18-yard carry on 3rd-and-1 play during TD drive for 14-7 lead in 21-13 win at Houston Nov. 27...10th rushing TD of season Dec. 4 vs. Tampa Bay...injured hip and knee in first quarter Dec. 11 at Carolina and did not return... inactive Dec. 18 vs. Oakland, Dec. 24 at Cleveland and

Jan. 1 vs. Kansas City. **2015:** Three 20-plus yard carries Sept. 20 at Cincinnati, most in game by Charger since LaDainian Tomlinson in 2007...**Team Captain** Oct. 18 at Green Bay...rushed for 41 yards before leaving Miami game Dec. 20 in second quarter with knee injury...placed on "Reserve-Injured" Dec. 22.

COLLEGE: Consensus first-team All-America and All-Big Ten as redshirt junior in 2014...winner of Grange-Griffin Award as Big Ten Running Back of Year and Ameche-Dayne Big Ten Running Back of Year Award...honorable mention All-America and second-team all-conference as redshirt sophomore in 2013...two-time Academic All-Big Ten...fastest player in FBS history to 2,000 yards (241 carries) in 2014...averaged FBS-record 7.8 yards per carry for career...set then-FBS single-game record with 408 yards in win 2014 over Nebraska...most valuable player of 2015 Outback Bowl after rushing for Outback Bowl-record 258 yards and three TDs in 34-31 OT win vs. Auburn...32 touchdowns in 2014 led NCAA and was second in school and conference history... set school records for 100-yard (12) and 200-yard (six) games in season in 2014...also led nation with 17 runs of 40-plus yards and 10 runs of 50-plus yards, while leading FBS in runs of 10-plus (60), 20-plus (35) and 30-plus (21) yards...tied school record with five rushing touchdowns vs. Bowling Green in 2014... rushed for 1,609 yards as junior, second in Big Ten history and most in school history...led nation and set school record with 7.8 ypc average...only player in nation with three runs of 70-plus yards and tied for most runs of 60-plus yards (four) in 2013...finished career with 631 carries for 4,915 yards and 45 touchdowns, and 22 catches for 228 yards and four scores...played at Wisconsin from 2011-14, though granted medical redshirt in 2011.

PERSONAL: Born in Kenosha, Wis. ...first-team all-state, Wisconsin Football Coaches Association Offensive Player of Year, Gatorade Player of Year and conference player of year as senior at Bradford High School in Kenosha...honorable mention all-state, all-region, all-area and all-county as junior.

Regular Season		Rushing				Receiving				
Year	Team	G-S	No.-Yds.	Avg.	Long	TD	No.-Yds.	Avg.	Long	TD
2015	San Diego	14-12	184-641	3.5	27	0	33-192	5.8	18	0
2016	San Diego	13-11	254-997	3.9	48	10	41-419	10.2	35	2
Totals		27-23	438-1,638	3.7	48	10	74-611	8.3	35	2

Regular-Season Single-game Highs

- Rushing Attempts — 32 vs. Tennessee Nov. 6, 2016
- Rushing Yards — 196 vs. Tennessee Nov. 6, 2016
- Rushing Long — 48 vs. Denver Oct. 13, 2016
- Rushing TDs — 2 (3 times) Last: at Atlanta Oct. 23, 2016
- Rushing Long TD — 5t at Kansas City Sept. 11, 2016

- Receptions — 7 vs. Pittsburgh Oct. 12, 2015
- Receiving Yards — 65 vs. Tennessee Nov. 6, 2016
- Receiving Long — 35 vs. Tennessee Nov. 6, 2016
- Receiving TDs — 1 (twice) Last: at Atlanta Oct. 23, 2016
- Receiving Long TD — 18t at Oakland Oct. 9, 2016

2016		Rushing					Receiving					2015		Rushing					Receiving				
Date	Opp	No.-Yds	Avg.	Lg	TD	TDs	No.-Yds	Avg.	Lg	TD	TDs	Date	Opp	No.-Yds	Avg.	Lg	TD	TDs	No.-Yds	Avg.	Lg	TD	TDs
09/11	at KC	14-57	4.1	17	2	1, 6	0-0	0	0	0	0	09/13	Det*	14-51	3.6	14	0	0	3-16	5.3	9	0	0
09/18	Jax*	24-102	4.3	21	1	3	3-18	6	11	0	0	09/20	at Cin*	16-88	5.5	27	0	0	1-10	10.0	10	0	0
09/25	at Ind*	16-35	2.2	7	1	1	4-43	10.8	25	0	0	09/27	at Min*	14-51	3.6	13	0	0	0-0	0.0	0	0	0
10/02	NO*	19-36	1.9	10	2	1, 1	6-43	7.2	12	0	0	10/04	Cle*	12-38	3.2	23	0	0	2-8	4.0	5	0	0
10/09	at Oak*	16-69	4.3	24	0	0	1-18	18	18	1	18	10/12	Pit*	15-42	2.8	7	0	0	7-52	7.4	18	0	0
10/13	Den	27-94	3.5	48	0	0	0-0	0	0	0	0	10/18	at GB*	7-29	4.1	25	0	0	0-0	0.0	0	0	0
10/23	at Atl*	22-68	3.1	13	2	2, 3	6-53	8.8	14	1	5	10/25	Oak	7-29	4.1	11	0	0	0-0	0.0	0	0	0
10/30	at Den*	23-111	4.8	20	0	0	4-44	11	30	0	0	11/01	at Bal*	18-54	3	6	0	0	5-7	1.4	4	0	0
11/06	Ten*	32-196	6.1	47	1	1	4-65	16.3	35	0	0	11/09	Chi*	11-31	2.8	5	0	0	3-25	8.3	15	0	0
11/13	Mia*	24-70	2.9	19	0	0	5-62	12.4	20	0	0	11/22	KC*	15-37	2.5	10	0	0	1-12	1.2	12	0	0
11/27	at Hou*	17-70	4.1	18	0	0	4-19	4.8	10	0	0	11/29	at Jax	14-60	4.3	14	0	0	5-20	4.0	16	0	0
12/04	TB*	17-84	4.9	23	1	2	4-54	13.5	17	0	0	12/06	Den*	12-55	4.6	21	0	0	1-8	8.0	8	0	0
12/11	at Car*	3-5	1.7	4	0	0	0-0	0	0	0	0	12/13	at KC*	14-35	2.5	10	0	0	4-28	7.0	15	0	0
12/18	Oak	Inactive										12/20	Mia*	15-41	2.7	10	0	0	1-6	6.0	6	0	0
12/24	at Cle	Inactive										12/24	at Oak	Inj-Res									
1/1	KC	Inactive										01/03	at Den	Inj-Res									
Totals		254-997	3.9	48	10		41-419	10.2	35	2		Totals		184-641	3.5	27	0		33-192	5.8	18	0	

* Denotes starter



CHRIS HAIRSTON

Guard-Tackle
6-6, 330
6th NFL Season
3rd with Chargers

Free Agent - '15
Clemson
Carver HS
Winston-Salem, N.C.

The versatile Chris Hairston originally joined the Chargers on a one-year contract in 2015 and he became one of the team's most valuable performers. Hairston played in all 16 games that season and started 11. As injuries wreaked havoc on the Chargers' offensive line, he saw time at every position but center, starting nine games at left tackle, one at left guard and one at right guard, while also seeing time at right tackle. The 2016 season was much of the same as Hairston played in 15 games with five starts, including four at left tackle and one at right tackle.

Hairston proved to be equal parts tough and versatile right from the get-go. During his first year with the Chargers, Hairston turned in perhaps his most impressive performance during a game against Green Bay just six days after he suffered a severe ankle

injury during a Monday Night Football game against the Pittsburgh Steelers. As injuries left the Chargers shorthanded on the offensive line, Hairston defied the odds and played a season-high 92 snaps against the Packers as Philip Rivers set franchise records for attempts, completions and yards. His gritty performance caused an emotional Rivers to tear up after the game.

Hairston and his high school sweetheart, the former Carmen Baldwin, were married in July. The couple has two children – son, Chris Jr., and daughter, Chloe.

Hairston's second cousin is former Baylor University guard-forward Ishmail Wainright, who played in all 35 games for the Bears as a senior in 2016-17 while averaging 5.5 points per game and 5.1 rebounds.



TRANSACTION HISTORY: Fourth-round pick (122nd overall) by Buffalo, April 30, 2011...signed July 29...re-signed with Buffalo, April 22, 2014...contract expired March 10, 2015...signed with Chargers, April 20...re-signed two-year contract with Chargers March 24, 2016.

2016: Started at left tackle for King Dunlap Sept. 25 at Indianapolis...left New Orleans game Oct. 2 in late second quarter with groin injury and did not return...started for Joe Barksdale at right tackle Oct. 9 at Oakland...saw brief action at left and right tackle Oct. 30 at Denver...took over at right tackle in fourth quarter Nov. 13 vs. Miami for injured Barksdale...started at left tackle Dec. 24 at Cleveland and Jan. 1 vs. Kansas City for injured Dunlap. **2015:** Saw reserve action at both right guard and right tackle in second half of 33-28 Sept. 13 win over Detroit...replaced D.J. Fluker at right guard and then took over at right tackle later when Joe Barksdale left game for brief period...

in second quarter vs. Lions, came into game as extra tackle for one play and threw key block to open hole for Danny Woodhead on nine-yard touchdown run...started Sept. 20 at right guard for injured Fluker...saw action at left guard Sept. 27 at Minnesota for injured Orlando Franklin...started at left tackle Oct. 4 for injured King Dunlap in 30-27 win over Cleveland Oct. 4 as Bolts passed for 358 yards and three touchdowns, while line surrendered just two sacks in game...team won contest on 34-yard field goal with no time left on clock...started at left tackle Oct. 12 vs. Pittsburgh but left game in second quarter with ankle injury and did not return...played entire game at left tackle Oct. 18 at Green Bay as Philip Rivers set franchise records for attempts, completions and yards...saw action briefly at left tackle Oct. 25 vs. Oakland...took over at left tackle in first quarter Nov. 1 at Baltimore for injured Dunlap...briefly left game with knee injury but returned to finish contest...team captain Nov. 9 vs. Chicago...took over at left tackle in third quarter Nov. 22 vs. Kan-

sas City for Dunlap...started for Dunlap at left tackle during 31-25 win Nov. 29 at Jacksonville... played all 71 snaps as line allowed just two sacks in 45 total dropbacks while Rivers passed for 300 yards and four touchdowns...took over for Dunlap at left tackle in first quarter Dec. 13 at Kansas City...started for Dunlap at left tackle Dec. 20 vs. Miami and helped team rush for season-high 140 yards, while line allowed just one sack in 37 passing plays as Rivers threw for 311 yards and three touchdowns...left Oakland game Dec. 24 at halftime with abdominal injury...returned as starting left tackle for Dunlap Jan. 3 at Denver but left game on first offensive series after re-aggravating abdominal injury. **2014:** Saw action in every game, seeing time on both line and special teams. **2013:** Spent season on "Reserve-Non-Football Injury" list. **2012:** Took over at left tackle for injured Cordy Glenn Sept. 30 vs. New England...starting left tackle Oct. 7 at San Francisco, Oct. 14 at Arizona and Oct. 21 vs. Tennessee...started at right tackle Nov. 4 at Houston, Nov. 11 at Patriots,

Nov. 15 vs. Miami, Nov. 25 at Indianapolis and Dec. 2 vs. Jacksonville...helped Bills rush for season-high 232 yards vs. Jaguars but left game third quarter with ankle injury and did not return...placed on "Reserve-Injured" list Dec. 6. **2011:** NFL debut Sept. 11 at Kansas City, seeing time at left and right tackle...first-career start as left tackle Oct. 9 vs. Philadelphia...part of line that held League's top-ranked sack defense to just one sack...started Oct. 16 at New York Giants but left game in fourth quarter with ankle injury...inactive (ankle) Oct. 30 vs. Washington and did not play next two games...returned Nov. 20 at Miami and started final seven games of season at left tackle.

COLLEGE: First-team All-ACC as senior...started 36 of 47 games, including 22 straight to close out career...redshirted in 2006...played at Clemson from 2007-10...management major.

PERSONAL: Born in Winston-Salem, N.C. ...first-team all-state and two-time all-region and all-conference lineman at Carver (Winston-Salem, N.C.) High.

Games Played-Started: **2011** (13-7, Buffalo); **2012** (12-8, Buffalo); **2013** (Reserve-Non-Football Injury); **2014** (16-0, Buffalo); **2015** (16-11, San Diego); **2016** (15-5, San Diego); **Total** (72-31).

2017 CHARGER GIRLS

Since their inception in 1990, the Charger Girls have become one of America's top professional dance and cheerleading teams. Recognized for their charisma, beauty and athleticism, the Charger Girls have also been ambassadors for the organization nationally and abroad, including trips to Australia, Germany, Mexico, Guam, Japan and several other Asian countries.

The Charger Girls are produced by e2k and directed by Lisa Simmons.

The Charger Girls would like to thank their valued sponsors: Amazing Lash Studio, Anheuser-Busch, Inc., European Wax Center, iTAN Sun Spray Spa, LA Fitness, M-A-C Cosmetics, Massage Envy, Model Call Salon, San Diego Center for Health and Sounds Like That.



LISA SIMMONS
Charger Girls
Director

Special thanks to NAKOA for providing team training services.

The Charger Girls would also like to thank In Style Custom Cheer & Dance Wear, Official Supplier of Charger Girls Team Apparel.

For information on personal appearances by the Charger Girls or 2018 auditions, visit chargers.com or call (866) 492-4337.





CASEY HAYWARD

Cornerback
5-11, 192
6th NFL Season
2nd with Chargers

UFA (Green Bay) - '16
Vanderbilt
Perry HS
Perry, Ga.

Casey Hayward had one heck of a first season with the Chargers in 2016.

Just ten months after signing a new three-year pact with the Chargers, Hayward was a first-time Pro Bowler, the Chargers' Most Valuable Player and Defensive Player of the Year, and a second-team All-Pro. Hayward led the NFL and set a new career high with seven picks as he became the first Chargers defender to win the League's interceptions title outright since 2007. Hayward also paced the Bolts with 23 passes defended in 2016.

It's safe to say that Hayward played the 2016 season with an angel on his shoulder. Just prior to the opening of Chargers training camp, Hayward learned that his mom, Tish, had succumbed after a lengthy battle with breast cancer. Together, she and Casey had overseen the Hayward's Hands Foundation, which annually



hosts a number of events, including a Thanksgiving Drive, a Christmas Toy Drive and a youth football camp in his native Perry, Ga. Prior to her passing in 2015, Tish was honored by NFL Mothers and Paradigm 360 for her work with Casey and the Foundation.

Hayward joined the Chargers from Green Bay, where he collected nine interceptions in four seasons, including a team-high six as a rookie in 2012. A second-round pick by the Packers out of Vanderbilt, Hayward also logged 39 passes defended for the Pack, including a team-high 25 during that rookie campaign.

Hayward is one of three Caseys in his family. His father is named Casey as is a half-brother.

Outside of football, Hayward enjoys bowling (his high score is a 240), binge-watching television shows on Netflix and writing poetry.

TRANSACTION HISTORY: Second-round pick (62nd overall) by Green Bay, April 27, 2012...signed with Packers, May 11...contract expired March 9, 2016...signed three-year contract with Chargers, March 15.

2016: Pro Bowl...Chargers Most Valuable Player and Defensive Player of Year...Associated Press and Pro Football Journal second-team All-Pro... team-high two passes defended Sept. 11 at Kansas City...two interceptions in 38-14 win over Jacksonville Sept. 18...on first, tipped ball in air to self and caught it while laying on ground...Bolts converted that pick into touchdown for 14-0 lead...early second quarter interception and 21-yard return to set up field goal Sept. 25 at Indianapolis...**Team Captain** Oct. 13 vs. Denver...returned interception 24 yards for TD (second of career) in fourth quarter to get Bolts within 24-19 Oct. 30 at Denver...paced team with three passes defended vs. Broncos, including another near INT...team-leading fifth interception of season Nov. 6 vs. Tennessee...returned pick 25 yards to Titans' 15 which led to field goal and 19-7 lead...logged two passes defended vs. Titans, including one on 1st-and-15 late in third quarter...on very next play, Chargers returned fumble 36 yards for TD and 33-21 lead...Nov. 13 vs. Miami, two-yard TFL in second quarter helped contribute toward three-and-out to which offense responded with TD for 10-0 lead...huge all-around game in 21-13 win at Houston Nov. 27...intercepted Brock Osweiler in second quarter of 7-7 game...offense scored TD on ensuing possession for 14-7 lead...led team with three passes defended...

also made huge play early in fourth quarter with Bolts up 14-7...on 3rd-and-goal play from eight, tackled 265-pound tight end Casey Fiedorowicz at two to prevent potential game-tying TD...Texans settled for field goal to make score 14-10 and Chargers essentially put game away with TD for 21-10 lead on ensuing drive...set new career high with seventh interception of season Dec. 4 vs. Tampa Bay...two passes defended Dec. 11 at Carolina, including one on third-down to force field goal try on game's first defensive series...team-high two passes defended Dec. 24 at Cleveland, including breakup in end zone on deep ball to Terrell Pryor...**Team Captain** Jan. 1 vs. Kansas City. **2015:** Season-high eight tackles and two passes defended Nov. 1 at Denver...team-high 14 tackles in postseason. **2014:** Interception Oct. 12 at Miami...second interception week later (Oct. 19) vs. Carolina...returned interception 82 yards for TD vs. Chicago Nov. 9 and fumble 49 yards for score vs. Philadelphia Nov. 16...first Packer since 1999 to score defensive TD in consecutive weeks and one of only two players in NFL in 2014 to score TDs on interception and fumble return...vs. Eagles, also threw key block during 75-yard punt return. **2013:** Inactive Games 1-6 (hamstring)...season-high nine tackles vs. Chicago Nov. 4...aggravated hamstring Nov. 10 vs. Philadelphia...placed on "Reserve-Injured" Nov. 23. **2012: Pro Football Weekly/PFWA All-Rookie...third in voting for AP's NFL Defensive Rookie of Year... Defensive Rookie of Year and All-Pro (slot corner) by ProFootballFocus.com...NFL Defensive Rookie of Month** (October) after four interceptions during month...three INTs Games 5-7, most by

Packers rookie in three-game span since 1984...first NFL interception Oct. 7 at Indianapolis...paced team with two picks and four passes defended Oct. 14 at Houston...first Packers rookie with multi-pick game since 1999...added another interception Oct. 21 at St. Louis...sixth pick of season Dec. 16 at Chicago...pick and 24-yard return set up touchdown for 14-7 lead over Bears.

COLLEGE: Second-team All-America as senior and two-time second-team All-SEC...played in 50 games with 37 starts and recorded 198 tackles, 15 interceptions, 46 passes defended and three forced fumbles...

school records for season (17) and career passes defended...tied school mark for career interceptions...tied for third in nation in INTs (seven) as senior and tied for fifth (six) as junior...team's defensive player of week after LSU and Georgia games as sophomore...played at Vanderbilt from 2008-11...sociology degree.

PERSONAL: Born in Perry, Ga. ...Region 4-AAA Offensive Player of Year and all-state at Perry (Ga.) High...three-year team captain...member of squad's leadership council...lettered four years in basketball and three years in track.

Regular Season

Year	Team	G-S	Tack.-Asst.	Total	Sacks-Yds.	Int.-Yds.	Long	TD	Pass Def.	Fumbles For.-Rec.	TFL	Special Teams Tackles
2012	Green Bay	16-7	43-12	55	0-0	6-81	24	0	25	1-0	1	5
2013	Green Bay	3-1	7-5	12	0-0	0-0	0	0	1	0-0	0	0
2014	Green Bay	16-1	27-5	32	0-0	3-113	82t	1	6	0-2	2	7
2015	Green Bay	16-11	53-21	74	0-0	0-0	0	0	7	0-0	3	1
2016	San Diego	16-14	51-8	59	0-0	7-102	31	1	23	0-0	2	1
Totals		67-34	181-51	232	0-0	16-296	82t	2	62	1-2	8	14

Postseason

Year	Team	G-S	Tack.-Asst.	Total	Sacks-Yds.	Int.-Yds.	Long	TD	Pass Def.	Fumbles For.-Rec.	TFL	Special Teams Tackles
2012	Green Bay	2-0	2-0	2	0-0	0-0	0	0	0	0-0	0	2
2014	Green Bay	2-0	1-0	1	0-0	0-0	0	0	1	0-0	1	0
2015	Green Bay	2-2	12-2	14	0-0	0-0	0	0	2	0-0	0	0
Totals		6-2	15-2	17	0-0	0-0	0	0	3	0-0	1	2

Regular-Season Single-game Highs

Tackles — 9 vs. Chicago Nov. 4, 2013
 Interceptions — 2 (twice) Last: vs. Jacksonville Sept. 18, 2016
 Interception Return Yards — 82 vs. Chicago Nov. 9, 2014
 Interception Return Long — 82t vs. Chicago Nov. 9, 2014
 Interception Return Touchdowns - 1 (twice) Last at Denver Oct. 30, 2016

Postseason Single-game Highs

Tackles — 7 (twice) Last: at Arizona Jan. 16, 2016



HUNTER HENRY

Tight End
6-5, 253
2nd NFL Season
2nd with Chargers

Draft 2 - '16
Arkansas
Pulaski Academy
Little Rock, Ark.

One of the biggest steals of the entire 2016 NFL Draft may have been the Chargers selection of former Mackey Award-winning tight end Hunter Henry from Arkansas early in the second round.

Henry had a terrific rookie season. He led the Chargers with eight touchdown catches – tied for most in the NFL by a tight end and tied for second in the League among rookies. His 478 receiving yards were the most by any rookie tight end in the NFL in 2016.

One of the reasons Henry was the nation's top tight end as a collegian was that he did not drop a single pass thrown in his direction during the entire

2015 season. Henry also proved to be a capable blocker. During that 2015 season, he did not allow a sack or quarterback hurry, and he played a key role in the Razorbacks running game which rushed for more than 200 yards in an SEC-best six conference games.

A native of Little Rock, Ark., Henry's father, Mark, also played at Arkansas (1988-91). Mark was a team captain as a senior in 1991. He is now a Pastor in Little Rock.

Henry's hobbies include hunting, fishing and spending time at the beach.

TRANSACTION HISTORY: Second-round pick by Chargers (35th overall), April 29, 2016...signed four-year contract, June 3.

2016: PFWA, Pro Football Journal and Mel Kiper first-team All-Rookie...NFL debut and first NFL catch Sept. 11 at Kansas City...first NFL start Sept. 18 vs. Jacksonville...first NFL TD catch (20 yards) Oct. 2 vs. New Orleans...season-long 59-yard catch helped set up TD for 17-9 lead Oct. 9 at Oakland...was longest reception by Chargers tight end since 2013...one-yard TD catch for 24-16 lead on next series...five-yard touchdown catch Oct. 13 vs. Denver...paced team with six catches and 83 yards...two plays before touchdown catch for 7-0 lead, caught 27 yarder to Broncos five on 2nd-and-14 play that helped erase 1st-and-25...inactive Nov. 6 vs. Tennessee (knee)...seven-yard TD catch on 3rd-and-goal for 17-14 third-quarter lead Nov. 13 vs. Miami...12-yard TD catch for 21-10 lead in fourth quarter of eventual 21-13 win at Houston Nov. 27...nine-yard TD catch on 3rd-and-goal play Dec. 11 at Carolina...seven-yard TD catch Dec. 18 vs. Oakland...12-yard TD catch Jan. 1 vs. Kansas City.

Regular Season		Receiving				TD
Year	Team	G-S	No.-Yds.	Avg.	Long	
2016	San Diego	15-10	36-478	13.3	59	8

COLLEGE: John Mackey Award and consensus first-team All-America, including Associated Press, as junior in 2015...second-team All-America by Sports Illustrated...consensus first-team All-SEC...116 career catches for 1,661 yards (second in school history) and nine touchdowns...eighth SEC tight end all-time with 100 receptions and one of only four with 1,500 yards...93 of 116 career receptions were for first downs...second-team All-SEC as sophomore in 2014...Freshman All-America, second-team All-SEC and named to SEC All-Freshman Team in 2013...placed on Mackey Award Watch List as true freshman...played at Arkansas from 2013-15...pre-business major.

PERSONAL: Born in Little Rock, Ark. ...first-team All-America at Pulaski Academy in Little Rock...team captain for Under Armour All-America Game following senior season...107 catches for 1,449 yards and 15 touchdowns as senior while leading team to semifinals of 5A state playoffs...64 catches for 1,093 yards and 16 touchdowns in leading Bruins to 14-0 mark and 4A state championship as junior...led team to state title runner-up as sophomore with 45 catches for 748 yards and 10 touchdowns.

Kickoff Returns		TD
No.-Yds.	Avg.	
1-10	10.0	10
10	10	0

Regular-Season Single-game Highs

Receptions — 6 vs. Denver Oct. 13, 2016
 Receiving Yards — 83 vs. Denver Oct. 13, 2016
 Receiving Long — 59 at Oakland Oct. 9, 2016

Receiving TDs — 1 (8 times) Last: vs. Kansas City Jan. 1, 2017
 Receiving Long TD — 20t vs. New Orleans Oct. 2, 2016

2016 Game-By-Game Receiving

Date	Opp.	No.	Yds	Avg.	Lg	TD	TDs
09/11	at KC	1	20	20	20	0	0
09/18	Jax*	0	0	0	0	0	0
09/25	at Ind*	5	72	14.4	33	0	0
10/02	NO*	4	61	15.3	20t	1	20
10/09	at Oak*	3	74	24.7	59	1	1
10/13	Den*	6	83	13.8	27	1	5
10/23	at Atl*	1	16	16	16	0	0
10/30	at Den*	2	14	7	7	0	0

Date	Opp.	Inactive				
11/06	Ten	Inactive				
11/13	Mia*	2	11	5.5	7t	1
11/27	at Hou*	2	20	10	12t	1
12/04	TB	1	14	14	14	0
12/11	at Car*	2	13	6.5	9t	1
12/18	Oak	3	37	12.3	20	1
12/24	at Cle	0	0	0	0	0
01/01	KC	4	43	10.8	12t	1
Totals		53	548	10.3	27	7



MELVIN INGRAM

Outside Linebacker
6-2, 247
6th NFL Season
6th with Chargers

Draft 1 – '12
South Carolina
Richmond County HS
Rockingham, N.C.

One of the NFL's top outside linebackers, the Chargers made sure the unrestricted free agent-to-be wasn't going to get away by placing the franchise tag on him.

Ingram has logged 18.5 sacks over the last two seasons, tied for 12th in the NFL during that span. Ingram had a breakout season in 2015 when he led the team with 10.5 sacks, 19 tackles for loss, four forced fumbles and 29 quarterback hits. He became the first Chargers' player to record a double-digit sack season since 2011, and he tied for 12th in the NFL in sacks. Ingram closed out the year by recording a sack in five straight games and had nine in the Bolts' last nine games.

Last season was much of the same for Ingram. He finished second on the squad with eight sacks and 42 pressures, but he led the team with 23 quarterback hits.

One of the reasons Ingram has become a valuable commodity is his ability to remain on the field. While injuries have wreaked havoc on the Bolts in recent years, Ingram has started 39 straight games, including all 16 each of the last two seasons. Besides participating in the Chargers' offseason conditioning program, Ingram works with a private trainer in Miami who strictly monitors his diet while overseeing an intense workout program that includes heavy cardio and boxing. He's also taught Ingram to replace fatty meats, starches and carbohydrates with proteins and vegetables. As a result, Ingram weighs almost 20 pounds less than he did in college, and his body-fat percentage is less than eight percent.

Ever since his second NFL season in 2013, the Chargers have known that Ingram is a special talent. That year, he tore the anterior cruciate ligament in his left knee during an early offseason practice. A medical marvel, Ingram had surgery and returned to the field in early December, just five months removed from the injury, and he helped boost the Chargers into the playoffs for the first time since 2009. The Bolts went 4-0 down the stretch with Ingram back on the field and they won their first playoff game since 2008. In that playoff victory, a wild card win in Cincinnati, Ingram was outstanding as he collected

his first NFL interception and he led the team with four quarterback pressures.

Off the field, Ingram is an up-and-coming rap musician who goes by the name "Supamel." Ingram has released two full-length mixtapes, "Franchise Tag" and "From Nothing to Something." One of his favorite songs is called "Pops." It is a tribute to his late father, George Melvin Ingram Jr., who died of a massive heart attack in 1998. It was Ingram's father who many years ago predicted that his infant son would one day play in the NFL.

Following his father's passing, Ingram's mom, Nancy, raised him and his two older sisters as a single parent. At Richmond County High School in his native Rockingham, N.C., Ingram became a football star and three-year starter at point guard for the school's basketball team where he earned the nickname "Supamelvin." So gifted was Ingram that he once walked out of a high school math class so he could go to the school's gym to break the hang-clean record in his school clothes. After a brief warmup, he did so with a lift of 380 pounds, five more than the previous school record. And before the 2006 Shrine Bowl All-Star Game featuring the top high school seniors from North and South Carolina, Ingram threw the fastest pass during a pregame carnival, posting the fastest throws with both his left and right hands. Ingram can also perform a standing back-flip, spin a football in his hand and dunk it over a crossbar, dunk a basketball with ease and throw a football more than 70 yards without taking a step.

In 2015, Ingram launched the non-profit foundation, "Mission Possible." Its purpose is to provide inner-city and low-income children with additional educational opportunities and resources. A celebrity waiter event is the foundation's signature event. Last year, the event raised more than \$120,000.

Another cause that is important to Ingram is domestic violence. In 2015, Ingram joined professional skateboarder Tony Hawk and BMX Champion Alise Post in a public service announcement designed to combat domestic violence.



TRANSACTION HISTORY: First-round pick (18th overall), April 26, 2012...signed May 11.

2016: Team Captain replacement for injured Manti Te'o...two sacks in 38-14 win vs. Jacksonville Sept. 18, including sack-fumble that was recovered by Corey Liuget...team-high six pressures Sept. 25 at

Indianapolis...10-yard sack back to New Orleans' two 3rd-and-9 play to cap late second quarter three-and-out Oct. 2...Bolts scored TD on ensuing possession for 24-14 lead...Oct. 23 in 33-30 OT win at Atlanta, big hit on tackle for no gain and 3rd-down pressure and QB hit helped force field goal try on Falcons' opening possession of game then

later ended first half with seven-yard sack vs. Matt Ryan...in overtime, teamed with Tenny Palepoi for key two-yard tackle for loss...three plays later, Bolts stopped Falcons on downs before winning game on 42-yard FG...tied career high and paced Bolts with 10 stops and tied for team high with three pressures against Falcons...late second quarter Oct. 30 at Denver, nine-yard sack and Joey Bosa forced fumble on play, which was recovered by Tenny Palepoi, to prevent potential score on 3rd-and-6 play at Chargers' seven...nine-yard sack and forced fumble to force punt on 3rd-and-5 on opening defensive series Nov. 13 vs. Miami...led team with four pressures and three QB hits vs. Dolphins...late fourth-quarter seven-yard sack on 3rd-and-8 to force FG try Dec. 18 vs. Oakland...in first quarter vs. Raiders, had forced fumble vs. Latavius Murray at Chargers' 10 that was recovered by Kyle Emanuel and another FF vs. Murray at end of four-yard TFL that went out of bounds...helped cap late fourth-quarter three-and-out Dec. 24 at Cleveland with 10-yard sack on 3rd-and-8...also contributed four pressures to lead linebackers. **2015:** Pressure and quarterback hit Sept. 13 vs. Detroit led to fluttered pass that was intercepted by Kyle Emanuel...**Team Captain** Sept. 20 at Cincinnati...first multi-sack game (1.5) and team-high three TFLs in 30-27 win over Cleveland Oct. 4...early in first quarter, shared eight-yard sack and after stripping Josh McCown on play, raced toward sideline and recovered fumble...1.5 sacks, three pressures and team-high three QB hits Nov. 1 at Baltimore...mid-third quarter vs. Ravens had pressures on three consecutive plays to force punt...sack and forced fumble Nov. 9 vs. Chicago...season-high 2.5 sacks Dec. 20 vs. Miami, along with team-high four quarterback hits and forced fumble...on Miami's last possession of first half, 10-yard sack and forced fumble after huge hit on quarterback Ryan Tannehill...in third quarter, helped force three-and-out on Miami's first possession with shared 11-yard sack on 3rd-and-9, then on Dolphins' next possession helped force another three-and-out with eight-yard sack on first down...sack Jan. 3 at Denver to raise season total to 10.5...in first half vs. Broncos, hit Brock Osweiler's arm while attempting pass...ball fluttered and was intercepted and returned 39 yards by Adrian Phillips. **2014:** Led team with three

quarterback pressures, while adding three-yard tackle for loss, nine-yard sack and forced fumble in Sept. 14 win over defending Super Bowl Champion Seattle...injured hip late in game...placed on "Reserve-Injured" with designation for return, Sept. 20...returned Nov. 16 vs. Oakland...**Team Captain** had team and season-high 10 tackles, including sack and three tackles for loss, Dec. 7 vs. New England...Dec. 14 vs. Denver, had sack and forced fumble vs. Peyton Manning...sack and team-high three quarterback hits Dec. 28 at Kansas City. **2013:** "Physically Unable to Perform" Weeks 1-12 (torn left ACL)...returned Dec. 8 vs. N.Y. Giants...first start of season Dec. 22 vs. Oakland and collected sack, along with forced fumble...team-high three pressures in Dec. 29 win over Chiefs that put Bolts in playoffs...first-career interception and team-high four pressures in Jan. 5 Wild Card Playoff win at Cincinnati. **2012:** NFL debut Sept. 10 at Oakland...ended Raiders' first series with forced fumble...later played key role in aborted play that resulted in 25-yard loss, leading to punt and touchdown on ensuing possession for 10-3 lead...late in fourth quarter, onside kick recovery sealed 22-14 victory...team-high three pressures and first-NFL sack Oct. 28 at Cleveland...first NFL start Nov. 18 at Denver...team and season-high four special teams tackles Dec. 30 vs. Oakland.

COLLEGE: First-team All-America and team captain as senior...was just third consensus All-America in school history and first since 1984...first-team All-SEC...three-time SEC Player of Week in 2011...tied school record with 10 sacks in 2011, third-most in SEC and 13th in nation...also had 15 tackles for loss, third in school history and fifth in conference...led team and ranked third in SEC with nine sacks as junior...finished career with 109 tackles, 21.5 sacks, 30.5 tackles for loss and two interceptions...were fourth-most sacks and fifth-most tackles for loss in school history...redshirted in 2008...played at South Carolina in 2007 and from 2009-11...degree in African-American studies.

PERSONAL: Born in Hamlet, N.C. ...all-conference and all-region as senior at Richmond County High in Rockingham, N.C.

Regular Season

Year	Team	G-S	Tack.-Asst.	Total	Sacks-Yds.	Int.-Yds.	Long	TD	Pass Def.	Fumbles For.-Rec.	TFL	Special Teams Tackles
2012	San Diego	16-2	18-11	29	1-6	0-0	0	0	5	2-0	5	12
2013	San Diego	4-1	5-8	13	1-0	0-0	0	0	0	1-0	2	0
2014	San Diego	9-9	25-15	40	4-31	0-0	0	0	0	2-0	7	0
2015	San Diego	16-16	65-11	76	10.5-73.5	0-0	0	0	5	4-1	19	0
2016	San Diego	16-16	45-21	66	8-52	0-0	0	0	4	4-0	13	0
	Totals	61-44	158-66	224	24.5-162.5	0-0	0	0	14	13-1	46	12

Regular-Season Single-game Highs

Tackles — 10 (twice) Last: at Atlanta Oct. 23, 2016

Sacks — 2.5 vs. Miami Dec. 20, 2015

Postseason									Pass	Fumbles	Special Teams	
Year	Team	G-S	Tack.-Asst.	Total	Sacks-Yds.	Int.-Yds.	Long	TD	Def.	For.-Rec.	TFL	Tackles
2013	San Diego	2-2	2-4	6	0-0	1-3	3	0	0	0-0	0	0

Postseason Single-game Highs

Tackles — 4 at Denver Jan. 12, 2014

Interceptions — 1 at Cincinnati Jan. 5, 2014

Interception Return Yards — 3 at Cincinnati Jan. 5, 2014

Interception Return Long — 3 at Cincinnati Jan. 5, 2014

TOP 10 HOME & ROAD ATTENDANCE

Date	Opponent	Attendance	Date	Opponent	Attendance
12/28/08	Denver	69,131	12/13/09	at Dallas	90,552
09/22/08	New York Jets [^]	68,922	11/27/05	at Washington	84,930
11/06/11	Green Bay	68,908	10/26/08	at New Orleans*	83,226
12/20/09	Cincinnati	68,889	11/03/13	at Washington	80,115
11/15/09	Philadelphia	68,879	11/01/70	at Cleveland	80,047
11/10/13	Denver	68,847	10/15/72	at Miami	80,010
10/24/10	New England	68,836	10/09/95	at Kansas City	79,288
12/07/14	New England	68,815	12/23/12	at New York Jets	79,088
01/14/07	New England+	68,810	10/23/11	at New York Jets	79,088
10/12/08	New England	68,704	11/19/72	at Kansas City	79,011

+ AFC Divisional Playoff game

[^] Monday Night Football

* at London, England (Wembley Stadium)



DONTRELLE INMAN

Wide Receiver
6-3, 205
4th NFL Season
4th with Chargers

Free Agent – '14
Virginia
Batesburg-Leesville HS
Batesburg, S.C.

Steady and reliable are two words that come to mind when describing wide receiver Dontrelle Inman.

A former import from the Canadian Football League's Toronto Argonauts, Inman started all 16 games for the first time in his career in 2016 and he finished the year as the Chargers' second-leading receiver.



In three seasons with the Chargers, Inman's stats have gone up exponentially each year. From 2014-16, Inman's catch total went from 12 to 35 to 58; his receiving yardage total went from 158 to 486 to 810, and his touchdown total went from 0 to 3 to 4.

Inman has enjoyed some memorable moments with the Chargers. He caught his first NFL touchdown pass in historic Lambeau Field. He was on the receiving end of the pass that put Philip Rivers over 40,000 yards for his career. And during a 2015 game in Oakland, the wide receiver had to play free safety in overtime after injuries had decimated the Bolts' secondary.

Inman originally came to the NFL in 2011. He signed with Jacksonville, but due to the NFL Lockout, there was no offseason program, and Inman went to training camp far behind the team's veterans. After

being released, he caught on with the Argonauts, where he played two seasons (2012-13) and won a Grey Cup championship in 2012. In Toronto, Inman was coached by former NFL quarterback Scott Milanovich, who was a good friend of former Chargers Offensive Coordinator Frank Reich. Looking to return to the NFL, Milanovich gave Reich a glowing recommendation and Inman joined the Chargers in 2014.

Inman earned a spot on the 2014 opening day roster after a preseason that included a 100-yard game against Dallas, highlighted by a 70-yard over-the-shoulder touchdown catch. Once the regular season rolled around, however, his playing time was sporadic. Then during a late December game in San Francisco with the team's postseason hopes on the line, Inman was inserted into the lineup early in the second half of a game the Chargers trailed by 21 points. He made a fingertip catch on the first ball thrown his way and finished the night with seven catches for 79 yards. It included a 17-yard catch on a fourth-down play late in the fourth quarter that was part of a game-tying touchdown drive. The Chargers rallied to defeat the 49ers in overtime, 38-35, matching the greatest comeback in franchise history.

TRANSACTION HISTORY: Signed with Jacksonville, July 28, 2011...waived Sept. 3...signed with Chargers, Feb. 3, 2014...re-signed March 12, 2016.

2016: Team Captain Oct. 2 vs. New Orleans and logged first NFL 100-yard game with 120 yards and touchdown on seven catches...57-yard touchdown catch vs. Saints was longest scoring catch of career and tied game, 14-14 in second quarter...also caught 17-yarder on 3rd-and-9 on play right before TD catch...later in game, went over 100 yards on 22-yard catch on 3rd-and-4 that helped sustain TD drive for 31-21 lead...Oct. 30 at Denver, 15-yard catch on 3rd-and-12 followed by 37-yarder

on 98-yard TD drive to bring Bolts within 17-13...drew three key penalties during scoring drives Nov. 13 vs. Miami...late in first quarter on field goal drive, drew pass interference and additional facemask penalty on 3rd-and-13...during third-quarter TD drive, drew pass interference in end zone for first down at one on drive that ended with Philip Rivers' 300th-career TD pass for 17-14 lead...late in fourth quarter, drew hold on 3rd-and-8 during TD drive for 24-21 edge...52-yard TD catch among 119-yard day, second-highest of season and career, in 21-13 win at Houston Nov. 27...TD tied game 7-7 in second quarter...later in game on TD drive for 21-10 lead, caught 11-yarder on 3rd-and-10 to help Bolts overcome 1st-and-20 and then followed that catch with 25 yarder to Texans' 25, while also drawing personal foul penalty...35-yard TD catch on game's opening drive Dec. 4 vs. Tampa Bay...19-yard touchdown catch Dec. 11 at Carolina to mark third straight game with TD. **2015:** Took over at wide receiver for an injured Malcom Floyd Oct. 4 vs. Cleveland and racked up season-high 88 yards on three catches...included season-long 68-yard catch-and-run to Browns' one on 3rd-and-5 play that set up touchdown for 27-19 lead in eventual 30-27 victory...first NFL touchdown catch, floating

THE GIVING KEYS

Inman is one of several Chargers players who have strengthened the bond inside the locker room with "The Giving Keys," specially engraved keys that are passed from teammate to teammate in times of need. Worn as necklaces, The Giving Keys are meant to inspire others through their pay-it-forward movement. In 2015, Inman presented one engraved with "Strength" to running back Melvin Gordon when the rookie was going through a difficult stretch of the season.



one-yarder on 4th-and-goal on final play of first half Oct. 18 at Green Bay's Lambeau Field...two-yard touchdown catch on 3rd-and-goal for Bolts' first points of game in 31-25 win at Jacksonville Nov. 29... during second-quarter touchdown drive that gave Bolts 14-9 lead, had 17-yard catch on 3rd-and-4 followed by 23-yard catch that put Philip Rivers over 40,000 yards for his career...suffered neck injury at end of 15-yard catch on 3rd-and-14 play early Dec. 6 vs. Denver and did not return...inactive Dec. 13 at Kansas City...three catches for 78 yards (26.0 avg.), all on scoring drives, Dec. 20 vs. Miami...seven-yard touchdown reception among season-high eight catches for 82 yards Dec. 24 at Oakland...in overtime, pressed into duty as free safety after injuries left Chargers without enough defensive backs. **2014:** NFL debut Sept. 14 vs. Seattle...helped Chargers to 38-35 overtime win vs. San Francisco in Dec. 20 nationally-televised night game at Levi's Stadium... inserted into lineup in third quarter and respond-

ed with seven catches and 79 yards on nine targets...17-yard 4th-and-10 catch with 54 seconds left during late fourth-quarter game-tying touchdown drive...paced team with five catches, good for 79 yards, Dec. 28 at Kansas City.

CFL: Fifty catches for 803 yards (16.1 avg.) and five touchdowns for Grey Cup champions as rookie in 2012...50 catches for 739 yards and six TDs in 2013.

COLLEGE: As senior, posted second-best receiving game in school history with 239 yards against Duke... played in 45 career games, totaling 78 catches for 1,098 yards and three touchdowns...played at Virginia from 2007-10...digital art major.

PERSONAL: Born in Charleston, S.C. ...honorably mention all-state and AA Player of Year by The State newspaper as junior at Batesburg-Leesville (S.C.) High School.

Regular Season		Receiving				Special Teams	
Year	Team	G-S	No.-Yds.	Avg. Long	TD		Tackles
2014	San Diego	7-0	12-158	13.2	28	0	1
2015	San Diego	14-7	35-486	13.9	68	3	0
2016	San Diego	16-16	58-810	14.0	57t	4	1
Totals		37-23	105-1,454	13.8	68	7	2

Regular-Season Single-game Highs

Receptions — 8 at Oakland Dec. 24, 2015
 Receiving Yards — 120 vs. New Orleans Oct. 2, 2016
 Receiving Long — 68 vs. Cleveland Oct. 4, 2015

Receiving TDs — 1 (7 times) Last: at Carolina Dec. 11, 2016
 Receiving Long TD — 57t vs. New Orleans Oct. 2, 2016

2015 Game-By-Game Receiving

Date	Opp.	No.	Yds	Avg.	Lg	TD	TDs
09/11	at KC*	1	6	6	6	0	
09/18	Jax*	1	7	7	7	0	
09/25	at Ind*	3	32	10.7	14	0	
10/02	NO*	7	120	17.1	57t	1	57
10/09	at Oak*	1	3	3	3	0	
10/13	Den*	1	11	11	11	0	
10/23	at Atl*	3	58	19.3	24	0	
10/30	at Den*	4	72	18	37	0	
11/06	Ten*	6	56	9.3	17	0	
11/13	Mia*	5	43	8.6	14	0	
11/27	at Hou*	6	119	19.8	52t	1	52
12/04	TB*	2	49	24.5	35t	1	35
12/11	at Car*	6	71	11.8	20	1	19
12/18	Oak*	5	68	13.6	26	0	
12/24	at Cle*	3	44	14.7	19	0	
01/01	KC*	4	51	12.8	19	0	
Totals		58	810	14	57t	4	

2015 Game-By-Game Receiving

Date	Opp.	No.	Yds	Avg.	Lg	TD	TDs
09/13	Det.	Inactive					
09/20	at Cin	0	0	0	0	0	
09/27	at Min	0	0	0.0	0	0	
10/04	Cle	3	88	29.3	68	0	
10/12	Pit	0	0	0.0	0	0	
10/18	at GB	3	18	6	9	1	1
10/25	Oak	2	26	13.0	17	0	
11/01	at Bal	1	10	10.0	10	0	
11/09	Chi*	3	28	9.3	14	0	
11/22	KC*	3	51	17	27	0	
11/29	at Jax*	5	65	13.0	23	1	2
12/06	Den*	1	15	15.0	15	0	
12/13	at KC	Inactive					
12/20	Mia*	3	78	26.0	31	0	
12/24	at Oak*	8	82	10.3	20	1	7
01/03	at Den*	3	25	8.3	9	0	
Totals		35	486	13.9	68	3	

2014 Game-By-Game Receiving

Date	Opp.	No.	Yds	Avg.	Lg	TD	TDs
12/20	at SF	7	79	11.3	19	0	
12/28	at KC	5	79	15.8	28	0	
Totals		12	158	13.2	28	0	
Inactive: 9/8 at Ari, 9/21 at Buf, 10/5 vs. NYJ, 10/19 vs. KC, 11/16 vs. Oak, 11/23 vs. STL, 11/30 at Bal, 12/7 vs. NE, 12/14 vs. Den — No Catches: 9/14 vs. Sea, 9/28 vs. Jax, 10/12 at Oak, 10/23 at Den, 11/2 at Mia							
* Denotes starter							



DREW KASER

Punter
6-2, 206
2nd NFL Season
2nd with Chargers

Draft 6 - '16
Texas A&M
Walsh Jesuit HS
Stow, Ohio

A sixth-round draft pick in 2016, Drew Kaser had an All-Rookie season, as he led all NFL rookies and ranked 10th in the NFL with a 46.3-yard average. It was the highest in team history by a rookie and the third-highest in franchise history.

As a collegian, Kaser finished career with the second-highest punt average (46.2) in NCAA history. Kaser always wears a cluster of wristbands, each rep-

resenting something near and dear to his heart. One represents his mother Kelly's fight with brain cancer, while another represents the love for one of his best friends back home whose father died of a heart attack. There's one for his grade-school football coach who died of cancer, one for "players curing kids cancer," one for "Charlie's Angels" (in honor of a Houston child who survived cancer) and one in his grandfather's memory.

TRANSACTION HISTORY: Sixth-round pick by Chargers (179th overall), April 30, 2016...signed four-year contract, May 10.

COLLEGE: First-team All-America and All-SEC as senior in 2015...three-time Ray Guy Award semifinalist (2013-15)...168 career punts for 7,761 yards (46.2 avg.) with long of 76, 60 punts placed inside-the-20 and a school-record 26 punts over 50 yards as senior...led SEC and ranked fourth nationally with 47.5-yard average as senior...Ray Guy National Punter of Week vs. Mississippi in 2015...school-record 22 punts inside five-yard line in 2014...National Punter of Week after averaging 54.7 yards in 2014 upset of then-No. 3 Auburn...Associated Press and *Sporting News* All-America, first-team All-SEC and team's Special Teams MVP as redshirt sophomore in 2013 after then-school-record 47.4-yard average...set then-school record with 47.4-yard average, including 17 punts over 50 yards with career-long of 76...red-shirted in 2012...played at Texas A&M in 2011 and from 2013-15...university studies major.

2016: Pro Football Journal second-team All-Rookie...Mel Kiper All-Rookie Team...AFC Special Teams Player of Week after bouncing back from difficult game Oct. 9 at Oakland with outstanding performance four nights later (Oct. 13) vs. Denver...in Oakland game, late third-quarter punt traveled just 16 yards and helped lead to Oakland TD, then later in fourth quarter, had snap for potential game-tying field goal go thru his hands...bounced back vs. Broncos and landed four of five inside 20 with two longest covering 60 and later 59 yards backed up against own end zone...averaged 47.4 yards per punt versus Broncos...blistering 57.0-yard average, tied for third-highest single-game average in franchise history, on five punts, including season-long 62-yarder Oct. 30 at Denver...averaged 54.8 yards per punt on five punts Dec. 18 vs. Oakland, including 69-yarder that was 10th longest in team history...solid 50.2-yard average on five punts with long of 57 Dec. 24 at Cleveland.

PERSONAL: Born in Toledo, Ohio...Cleveland Plain-Dealer All-Star punter and kicker at Walsh Jesuit High in Stow, Ohio.

Regular Season

Year	Team	G-S	No.-Yards	Avg.	Net Avg.	TB	In-20	Long	Blk.	Opp. Ret.-Yds.	Special Teams Tackles
2016	San Diego	16-0	59-2,731	46.3	39.8	5	18	69	0	33-282	1

Single-game Highs

Punts — 6 at Houston Nov. 27, 2016
 Punt Yards — 292 at Houston Nov. 27, 2016
 Punt Long — 69 vs. Oakland Dec. 18, 2016
 Punt Average — 57.0 at Denver Oct. 30, 2016
 Inside 20 — 4 vs. Denver Oct. 13, 2016



JOSH LAMBO

Kicker
6-0, 215
3rd NFL Season
3rd with Chargers

Free Agent - '15
Texas A&M
Middleton HS
Middleton, Wis.

Josh Lambo has one of the strongest right legs in the National Football League.

In 2016, Lambo led the NFL with 67 touchbacks on kickoffs, and he made 26 of his 32 field goal attempts. Just two seasons into his career, Lambo already ranks sixth in franchise annals with 52 career made field goals.

In August 2015, just months after signing Lambo as an undrafted free agent out of Texas A&M, the Chargers cut ties with veteran Nick Novak, who had been the second-most accurate kicker in franchise history, handing the job to Lambo. His leg strength wowed the Chargers, as did a 53-yard field goal in the preseason and later a 47-yarder as time expired to give the Chargers a 22-19 preseason win.

From there, Lambo simply went on to become the top rookie kicker in the NFL in 2015 and an All-Rookie selection. He scored a rookie-leading 106 points, making 26 of 32 field goals (81.3 pct.) and 28 of 32 PATs (87.5 pct.). He made 19 of his last 23 field goal attempts to close out the season and went 15 of 22 on the season from beyond 40 yards, with a long of 54. Lambo's only misses last season were from 42, 47, 48 (three times) and 60 yards. He made seven of his eight field goal attempts in the fourth quarter, including a 54-yarder for a 20-17 lead over Pittsburgh with 2:56 left on Oct. 12, a game-tying 49 yarder to tie the game at 26-26 with 2:27 remaining on Nov. 1 in Baltimore, and a game-tying 47-yarder with 1:00 left in the fourth quarter Dec. 24 at Oakland.

Lambo's 106 points tied for second in franchise history by a rookie and he recorded a team-record 41 touchbacks on 73 kickoffs, second in the NFL in 2015 among rookies.

Lambo wasn't like most of the other undrafted rookies when he originally signed with the team in May. Even though he'd come to the Chargers from Texas A&M, Lambo had been a professional international soccer player in his late teens. At the age of 14, Lambo was one of the United States' top young

goalkeeping prospects. He was invited to leave home and train with the U.S. National Team in Bradenton, Fla. Within a year, Lambo had joined Everton FC of European soccer's Premier League as a trialist where he trained alongside long-time U.S. Soccer star Tim Howard. That experience helped Lambo land a spot on the United States' Under-17 and later Under-20 Teams that would both play for the World Cup.



In 2008, Lambo was the No. 8 overall pick in Major League Soccer's (MLS) draft by FC Dallas. As fate would have it, that would be the beginning of the end of Lambo's career on the pitch. Over the course of the next four years, Lambo dealt with a broken jaw, minimal playing time and several coaching changes that all but ended his future in both the MLS and with Team U.S. Soccer.

After being waived by the MLS in 2012, Lambo returned to Wisconsin. Encouraged by his mom, Irene, who suggested he finish college and try his hand at placekicking, Lambo sought assistance from former University of Wisconsin kicker Tyler Mehlhaff, who also had kicked for the NFL's New Orleans Saints. Lambo's older brother, Zack, had played soccer at Wisconsin at the same time Mehlhaff kicked for the Badgers and he helped put them in touch. Mehlhaff helped Lambo refine his kicking swing, and within a matter of months, Lambo enrolled at Texas A&M where he walked onto the football team.

Lambo played sparingly for the Aggies in 2012, but he won the placekicking job in College Station in 2013 and over the course of the 2013-14 seasons, he hit kicks at an astonishing rate, converting 21 of 25 field goals with a long of 50 and 109 of 110 point after tries. One of those made field goals was a 33-yarder as time expired to give Texas A&M a 41-38 win over Mississippi in 2013 for the Aggies' first walk-off victory in more than two decades.

Lambo and Mehlhaff have remained friends, and the two still train together when Lambo finds himself back home in Wisconsin.

TRANSACTION HISTORY: Signed with Chargers May 12, 2015.

NFL PUNT, PASS & KICK

In 2000, a 10-year-old Josh Lambo won the NFL's national Punt, Pass and Kick finals before a Pittsburgh Steelers home game at Heinz Field. Lambo, who was born in Lansing, Mich., lived for a time in Chicago and he won the League's PPK title representing the Bears.



2016: All seven kickoffs went for touchbacks Sept. 11 at Kansas City...had all six kickoffs go for touchbacks Oct. 9 at Oakland...career-best four field goals Oct. 13 vs. Denver...game-winning 42-yard FG in OT for 33-30 win at Atlanta Oct. 23...went 4-for-4 vs. Falcons, hitting from 40, 37, 33 and 42...marked second-consecutive game with four FGs...seven of eight kickoffs vs. Falcons went for touchbacks and only one that didn't was squib kick...50th-career field goal Dec. 24 at Cleveland to tie George Blair for sixth in franchise history. **2015: Pro Football Writ-**

ers of America, Mel Kiper and Pro Football Journal All-Rookie...NFL debut Sept. 13 vs. Detroit... four touchbacks and 2-for-2 on field goal tries vs. Lions...first NFL game-winning FG (34 yards) with no time on clock for 30-27 win over Cleveland Oct. 4... missed 39-yard attempt wide right, but Browns were flagged for being offside and subsequent 34-yard attempt split uprights...also hit from 46 and 45 in game to go along with three touchbacks and team-high two special teams tackles...with 2:56 left in fourth quarter of first Monday Night Football game Oct. 12 vs. Pittsburgh, hit team rookie record 54-yard field goal for 20-17 lead...also tied for third-longest field goal in franchise history...extended streak of made field goals to eight with 42 and 49 yarders Nov. 1 at Baltimore...49-yarder tied game at 26-26 with 2:27 left in fourth quarter...52-yard field goal for Bolts' only points Nov. 22 vs. Kansas City...had all six kickoffs go for touchbacks during 31-25 win at Jacksonville Nov. 29...first-quarter 48-yard miss Dec. 6 vs. Denver snapped streak of 12-straight made field goals...bounced back and converted 51-yarder in second quarter...21st career-made field goal Dec. 13 at

Kansas City to tie Wade Richey and Vince Abbott for 10th in team history...game-tying 45-yard field goal with 1:00 left in fourth quarter Dec. 24 at Oakland... in Jan. 3 season finale at Denver, hit field goal tries from 50 and 42, as well as point after try from 38 due to penalty, and all five kickoffs vs. Broncos went for touchbacks.

COLLEGE: Second-team All-SEC and Capital One Academic All-District as senior in 2014...converted 84.0 percent of field goal tries (21 of 25) to become most accurate kicker in school history...hit 111 of 112 career point after tries...game ball after kicking game-winning 33-yard field goal as time expired in 2013 win over Ole Miss...named to 2013 SEC Fall Academic Honor Roll...began career at Collin College...played at Texas A&M from 2012-14...agricultural leadership and renewable natural resources degree.

PERSONAL: Born in Lansing, Mich. ...began prep career at Middleton (Wis.) High before moving to Edison Academic Center in Bradenton, Fla.

Regular Season - Kicking

Year	Team	G-S	PAT-Att.	Pct.	FG-Att.	Pct.	Long	Pts	1-19	20-29	30-39	40-49	50+ Tackles
2015	San Diego	16-0	28-32	.875	26-32	.813	54	106	0-0	4-4	7-7	11-16	4-5 3
2016	San Diego	16-0	42-46	.913	26-32	.813	47	120	0-0	7-7	13-14	6-8	0-3 0
Totals		32-0	70-78	.897	52-64	.813	54	226	0-0	11-11	20-21	17-24	4-8 3

Regular-Season Single-game Highs

Points — 15 at Atlanta Oct. 23, 2016

Field Goals — 4 (twice) Last: at Atlanta Oct. 23, 2016

Field Goal Attempts — 4 (twice) Last: at Atlanta Oct. 23, 2016

Long — 54 vs. Pittsburgh Oct. 12, 2015

Longest Attempt — 60 vs. Pittsburgh Oct. 12, 2015

PATs — 5 vs. Jacksonville Sept. 18, 2016

PAT Attempts — 5 (twice) Last: vs. Tennessee Nov. 6, 2016

2016 Game-By-Game PAT

Date	Opp.	M A BK			FG		LG	PTS	Yardages	
		M	A	BK	M	A				BK
09/11	at KC	3	3	0	2	3	0	29	9	29G,28G,54N
09/18	Jax	5	5	0	1	1	0	25	8	25G
09/25	at Ind	1	2	1	3	3	0	42	10	42G,34G,27G
10/02	NO	4	4	0	2	2	0	47	10	30G,47G
10/09	at Oak	4	4	0	1	1	0	36	7	36G
10/13	Den	1	1	1	4	4	0	37	13	37G,21G,31G,32G
10/23	at Atl	3	3	0	4	4	0	42	15	40G,37G,33G,42G
10/30	at Den	1	2	0	0	1	0	--	1	45N
11/06	Ten	4	5	0	3	3	0	36	13	32G,23G,36G
11/13	Mia	3	3	0	1	1	0	45	6	45G
11/27	at Hou	3	3	0	0	1	0	--	3	54N
12/04	TB	3	3	0	0	1	0	--	3	53N
12/11	at Car	1	1	0	1	1	0	32	4	32G
12/18	Oak	1	2	1	1	1	0	35	4	35G
12/24	at Cle	2	2	0	1	3	1	43	5	43G,32B,45N
01/01	KC	3	3	0	2	2	0	35	9	35G,29G
Totals		42	46	3	26	32	1	26	120	


2015 Game-By-Game PAT

Date	Opp.	M A BK			FG		LG	PTS	Yardages	
		M	A	BK	M	A				BK
09/13	Det	3	4	0	2	2	0	32	9	32G,25G
09/20	at Cin	1	1	0	2	3	0	40	7	40G,32G,47N
09/27	at Min	2	2	0	0	0	0	--	2	
10/04	Cle	3	3	0	3	3	0	46	12	46G,45G,34G
10/12	Pit	2	2	0	2	3	0	54	8	60N,40G,54G
10/18	at GB	2	2	0	2	2	0	36	8	36G,32G
10/25	Oak	1	1	0	2	2	0	44	7	40G,44G
11/01	at Bal	2	3	1	2	2	0	49	8	42G,49G
11/09	Chi	1	2	0	2	2	0	31	7	31G,22G
11/22	KC	0	0	0	1	1	0	52	3	52G
11/29	at Jax	7	7	0	1	1	0	28	7	28G
12/06	Den	0	0	0	1	2	0	51	3	48N,51G
12/13	at KC	0	0	0	1	2	0	30	3	42N,30G
12/20	Mia	3	4	0	1	2	0	28	6	28G,48N
12/24	at Oak	2	2	0	2	3	0	47	8	47G,48N,45G
01/03	at Den	2	2	0	2	2	0	50	8	50G,42G
Totals		28	32	1	26	32	0	54	106	

CHARGERS' 10 LARGEST MARGINS OF VICTORY

Date	Opponent	Score	Margin
Nov. 2, 1963	at New York Jets	53-7	+46
Sept. 17, 1961	Oakland	44-0	+44
Jan. 5, 1964	Boston*	51-10	+41
Dec. 14, 1969	Buffalo	45-6	+39
Oct. 7, 2007	at Denver	41-3	+38
Nov. 20, 2005	Buffalo	48-10	+38
Dec. 22, 1963	Denver	58-20	+38
Dec. 16, 2007	Detroit	51-14	+37
Oct. 19, 1980	New York Giants	44-7	+37
Oct. 29, 1961	Denver	37-0	+37

* AFL Championship



CHRISTOPHER LANDRUM

Defensive End
6-2, 245
2nd NFL Season
2nd with Chargers

Free Agent – '16
Jacksonville State (Ala.)
Sweet Water HS
Sweet Water, Ala.

A 2016 undrafted free agent out of Jacksonville State (Ala.), Landrum played in 10 games for the

Chargers as a rookie after opening the year on the team's practice squad.

TRANSACTION HISTORY: Signed with Chargers, May 10, 2016...waived Sept. 4...re-signed to practice squad, Sept. 6...signed to active roster, Oct. 22.

2016: Signed to active roster from practice squad Oct. 22 and made NFL debut on special teams Oct. 23 at Atlanta...first NFL sack for seven-yard loss on 3rd-and-9 to cap three-and-out Dec. 11 at Carolina...left game vs. Kansas City Jan. 1 with concussion.

COLLEGE: All-America and first-team All-Ohio Valley Conference after tying school record with 19

tackles for loss as senior in 2015...school records for career TFLs (39.5) and sacks (16)...tallied 135 career tackles...second-team All-OVC as junior and All-Newcomer as sophomore...played at Jacksonville State (Ala.) from 2013-15...redshirted at Auburn in 2011 and played in one game for Tigers in 2012...human resource management degree...working toward master's degree in sports management.

PERSONAL: Born in Meridian, Miss. ...MVP of 2010 title game at Sweet Water (Ala.) High...played saxophone in school's jazz band.


Regular Season

Year	Team	G-S	Tack.-Asst.	Total	Sacks-Yds.	Int.-Yds.	Long	TD	Pass Def.	Fumbles For.-Rec.	TFL	Special Teams Tackles
2016	San Diego	10-0	4-3	7	1-7	0-0	0	0	0	0-0	1	0

Regular-Season Single-game Highs

Tackles — 3 at Carolina Dec. 11, 2016

Sacks — 1 at Carolina Dec. 11, 2016



COREY LIUGET

Defensive Tackle
6-2, 300
7th NFL Season
7th with Chargers

Draft 1 – '11
Illinois
Hialeah HS
Miami, Fla.

Corey Liuget was the leading tackler on the Chargers' defensive line in 2016.

One of the NFL's top interior linemen, Liuget signed a multi-year contract extension through 2020 in June 2015. A couple months later, teammates voted him a team captain for the first time in his career. The accolades followed a 2014 campaign in which Liuget led the defensive line in tackles, while leading the team in sacks, tackles for loss and quarterback pressures. He also tied for the team lead in forced fumbles, ranked second in quarterback hits, and scored his first touchdown during a December game in San Francisco.

The Chargers' first-round pick in 2011, Liuget was San Diego's Defensive Player of the Year in 2012. In 2013, he led the team in sacks, tackles for loss, quarterback pressures and quarterback hits. He played some of his best football down the stretch in helping the Chargers reach the playoffs for the first time since 2009. He collected six of his team-leading 10 tackles for loss in the last six games and in the Chargers' Wild Card Playoff win in Cincinnati, he led the line in tackles, while also contributing a sack, a tackle for loss, a pass defended and a quarterback hit.

Liuget's rise on the field is impressive when considering the obstacles he faced early in his career. After being drafted in 2011, the NFL lockout wiped out what would have been Liuget's first off-season with the team. After the lockout ended and the season rolled around, injuries took a toll on the Chargers' defensive line and Liuget was pressed into immediate duty. He played in 15 games and made 13 starts. However, by season's end, his weight had ballooned to more than 325 pounds, due in large part to an extended visit from his mom, Lorene, and her home cooking. Rather than continuing to pack on pounds, Liuget made a decision to travel back to Florida where he could train at his alma mater, Hialeah

(Miami) High. The move paid dividends as Liuget lowered his weight to 300 pounds and it set the wheels in motion for a breakthrough 2012 season in which he led San Diego's defensive line in sacks, tackles, tackles for loss and passes defended.

Work ethic is one trait that was drilled into Liuget at an early age. His father, DeJa, was killed while visiting Corey's grandmother in Haiti in 1993. It left Lorene to raise Corey and his four older brothers and sisters as a single parent in Miami's Liberty Square housing projects, also known as the Pork 'n' Beans public housing projects. When her kids were young, Lorene enlisted their help to make ends meet. She would boil peanuts, and make candy apples, conch fritters and sweet potato pies, which Corey and his brothers and sisters would sell. It taught all of the Liuget kids about work ethic and discipline.

Liuget had a standout prep career as a 6-2, 220-pound quarterback at Hialeah High School. He ran a 4.6-second 40-yard dash and was highly recruited by a number of colleges. Despite hailing from a close-knit family that tops 100 in number and a strong recruiting push from the big in-state schools, Liuget opted to chart his own path and enroll at the University of Illinois. After two years in Champaign, Ill., Liuget grew homesick and contemplated returning home after his sophomore season. Some tough love from his mom persuaded him to stick it out and, instead of moping over the situation, he used it as motivation. Liuget lost 25 pounds between his sophomore and junior seasons, and feeling re-energized, had a career year for the Fighting Illini in 2010. Liuget chose to leave school a year early and apply for the 2011 NFL Draft. The Chargers loved the toughness, tenacity and relentless approach to the game that he showed and made him their first-ever first-round pick from Illinois.



Liuget's sisters — Ideidre and Latronika — both serve in the Army.

Liuget enjoys traveling. In 2013, he vacationed in the Dominican Republic, where he learned to surf and scuba dive. In 2014, Liuget and his fiancée, Faven, visited Ethiopia, Dubai, Costa Rica and the Bahamas. And in 2015, the couple visited Egypt and Aruba, while also returning to the Dominican Republic.

Liuget has a son — Corey Jr. — and two daughters — Eden and Eva. When Corey Jr. was an infant, he had surgery to correct a heart defect. To show his appreciation, Liuget lends his time to support the American Heart Association at a number of community events.



THE GRADUATE

In May 2016, Liuget received his degree in sociology from the University of Illinois. Despite leaving school early to enter the 2011 NFL Draft, Liuget followed through on a promise he'd made to his mom, Lorene, and he attended classes at Illinois each off-season to rack up the credits necessary to earn his diploma. On May 15, 2016, Liuget walked with classmates at the Fighting Illini's graduation ceremonies and received his diploma.



One of Liuget's hobbies is fishing. He often goes deep-sea fishing with his cousins when home in Miami. Liuget has also hosted fishing trips in San Diego for children from area nonprofit agencies. One of the beneficiaries of Liuget's love of the water is F3G (Fish, Food, Feel Good), an organization that collects fish from sport fishermen and distributes it free of charge to local charities.

In June, Liuget hosted the third-annual "2 Liuget 2 Quit Youth Football Clinic and 7-on-7 Tournament" in Miami in with the Little Haiti Optimist Club.

In 2015, Liuget was a nominee for the NFLPA's Byron "Whizzer" White Award for outstanding community service.

TRANSACTION HISTORY: First-round pick (18th overall), April 28, 2011...agreed to contract, Aug. 4, 2011.

2016: Paced defensive line with five tackles, including two for loss, and had team-high five pressures Sept. 11 at Kansas City...**Team Captain** Oct. 9 at Oakland...Nov. 6 vs. Tennessee, helped end Titans' second series of game with three-and-out with two-yard TFL on 3rd-and-1...nine-yard tackle for loss in fourth quarter Nov. 13 vs. Miami helped force three-and-out...Chargers threw 51-yard TD pass on ensuing possession for 24-21 lead...prior to Week 13, named **Team Captain** for remainder of season, taking over for injured Brandon Mebane...team-high three tackles for loss Dec. 4 vs. Tampa Bay...season-high eight tackles Dec. 18 vs. Oakland...late fourth quarter tackle for loss Dec. 24 at Cleveland helped force punt that gave offense chance at game-tying field goal drive.

2015: Three-yard sack on 3rd-and-7 to force second quarter punt Oct. 12 vs. Pittsburgh...five-yard, fourth-quarter sack to help force three-and-out Oct. 18 at Green Bay...left Baltimore game Nov. 1 in first quarter with foot injury...inactive Nov. 9 vs. Chicago (foot), ending streak of 69 straight games played and 60 straight starts...six-yard sack on 3rd-and-4 to force third-quarter punt Nov. 22 vs. Kansas City...placed on "Reserve-Injured" Dec. 12. **2014:** Led defensive line with sack and five tackles Week 1 at Arizona...also led team with three quarterback pressures and tied for team high with three quarterback hits, including big hit on Carson Palmer on opening series of game...in second quarter, six-yard sack helped force punt that was blocked by Jerry Attaochu...**Team Captain** for Sept. 14 win over defending Super Bowl Champion Seattle...**AFC Defensive Player of Week** after leading team with three pressures and four quarterback hits Sept. 21 at Buffalo...in fourth quarter, shared 17-yard sack on 3rd-down play while also forcing fumble...led line with six tackles...had another apparent forced fumble taken away earlier in game when officials ruled runner was down by contact...late fourth quarter pressure led to throw away by Bills quarterback E.J. Manuel from end zone that was ruled intentional grounding and resulted in safety for final points in 22-10 win...team-high two tackles for loss in Sept. 28 win vs. Jacksonville...late fourth quarter pressure Oct. 12 at Oakland led to three-and-out and gave offense ball back for game-winning drive in 31-28 win...sack Oct. 19 vs. Kansas City...third quarter seven-yard sack and forced fumble vs. St. Louis Nov. 23 was scooped up by Andrew Gachkar and returned 13 yards for touchdown and 20-10 lead...earlier in game, drew hands to

face penalty that negated 51-yard touchdown for Rams...led team with four tackles for loss in 34-33 win at Baltimore Nov. 30...scored first-career touchdown on fumble recovery in end zone Dec. 20 at San Francisco...score brought Chargers to within 28-21 in third quarter of game Bolts would win 38-35 in overtime...earlier in game, recovered fumble at Bolts' own two-yard line to prevent potential touchdown on 49ers' second possession...team-high two tackles for loss against Niners...three-yard sack in Dec. 28 season finale at Kansas City to finish season as team leader with 4.5. **2013:** First sack of season and drew critical fourth-quarter holding penalty in Sept. 29 win vs. Dallas...penalty negated Cowboys first down and forced punt two plays later...Bolts countered with touchdown for final points in 30-21 win...season-high two sacks in 24-6 win at Jacksonville Oct. 20...blocked 59-yard field goal attempt at end of first half Nov. 3 at Washington...first-quarter sack in 41-38 win at Kansas City Nov. 24...combined with Thomas Keiser for fourth-down, 11-yard sack to end game...**Monday Morning Quarterback Defensive Player of Week** after tackle for loss and two key pressures in 27-20 win over 11-2 Denver Broncos Dec. 12...first pressure led to 12-yard sack and second led to late fourth-quarter interception that Chargers converted into field goal for 10-point lead...early sack to force three-and-out in playoff-clinching win vs. Kansas City Dec. 29...third-down sack in third quarter of Jan. 5 Wild Card playoff game at Cincinnati set up touchdown on ensuing drive for 14-10 lead...tackle for loss on 3rd-and-2 play in Jan. 12 divisional playoffs at Denver contributed to Broncos missing 47-yard field goal on next play. **2012:** **Chargers Defensive Player of Year (David Griggs Memorial Award)**...**USA Today All-Joe**...Sept. 30 at Kansas City, ended Chiefs' second drive of game with tackle for loss and forced fumble...Chargers recovered and scored TD on ensuing possession for 17-0 lead...team-high three passes defended and first sack of season Oct. 7 at New Orleans...third-down sack and two passes defended Oct. 28 at Cleveland...sack, two tackles for loss and overtime pass defended Nov. 25 vs. Baltimore...season-high two sacks in Dec. 23 win at New York Jets...fourth-down sack late in game was team's 11th, tying franchise mark. **2011:** Led team with two tackles for loss in first-career game Sept. 11 vs. Minnesota...helped close out NBC Sunday Night Football win vs. Baltimore Dec. 18 with late fourth-quarter sack.

COLLEGE: Honorable mention All-America by Pro Football Weekly and second-team All-Big Ten as junior in 2010...also team captain and Fighting Illini

Continued next page

Outstanding defensive lineman...ranked seventh in Big Ten in tackles for loss (12.5) and eighth in sacks (4.5) in '10...Big Ten Defensive Player of Week after 1.5 tackles for loss vs. Fresno State...finished career with 125 tackles, 8.5 sacks, 25.5 tackles for loss, two forced fumbles, three fumble recoveries and 13 quarterback hurries...played at Illinois from 2008-10...left

school after junior season...sociology major.

PERSONAL: Born in Miami, Fla. ...first-team all-state and all-area at Hialeah (Fla.) High...also wrestled...invited to play in 2008 Offense-Defense All-American game in Miami.

Regular Season												
Year	Team	G-S	Tack.-Asst.	Total	Sacks-Yds.	Int.-Yds.	Long	TD	Pass Def.	Fumbles For.-Rec.	TFL	Special Teams Tackles
2011	San Diego	15-13	18-8	26	1-3	0-0	0	0	3	1-1	5	0
2012	San Diego	16-16	42-19	61	7-56	0-0	0	0	9	1-1	15	0
2013	San Diego	16-16	37-13	50	5.5-36.5	0-0	0	0	4	0-0	10	0
2014	San Diego	16-16	52-13	65	4.5-29.5	0-0	0	0	2	2-2	19	0
2015	San Diego	11-11	28-7	35	3-14	0-0	0	0	0	0-0	7	0
2016	San Diego	16-16	32-32	64	0-0	0-0	0	0	3	0-1	12	0
Totals		90-88	209-92	301	21-139	0-0	0	0	21	4-5	68	0

Postseason												
Year	Team	G-S	Tack.-Asst.	Total	Sacks-Yds.	Int.-Yds.	Long	TD	Pass Def.	Fumbles For.-Rec.	TFL	Special Teams Tackles
2013	San Diego	2-2	7-3	10	1-1	0-0	0	0	0	0-0	3	0

Regular-Season Single-game Highs

Tackles — 8 vs. Oakland Dec. 18, 2016
Sacks — 2 (twice) Last: at Jacksonville Oct. 20, 2013

Postseason Single-game Highs

Tackles — 5 (twice) Last: at Denver Jan. 12, 2014
Sacks — 1 at Cincinnati Jan. 5, 2014

OFFENSIVE & DEFENSIVE RANKINGS BY YEAR

(SINCE 1970 AFL-NFL MERGER)

Year	Offense			Defense			Year	Offense			Defense		
	Total	Rush	Pass	Total	Rush	Pass		Total	Rush	Pass	Total	Rush	Pass
1970	15	22	8	21	20	12	1994	11	7	12t	14	5	22
1971	2	19	1	24	24	16	1995	16	15	18	10	14	12
1972	10	15	10	10	5	17	1996	26	29	14	23	17	25
1973	19	18	18	22	21	21	1997	28	28	21	21	11	23
1974	7	8	10	26	23	26	1998	24	15	26	1	1	11
1975	25	18	25	23	24	19	1999	26	27	18	12	3	22
1976	11	17	8	22	14	27	2000	28	31	18	13	4	22
1977	15	22	9	6	16	6	2001	11	20	11	11	7	20
1978	4	20	1	8	15	7t	2002	16	8	22	30	11	32
1979	5	27	1	5	8	7	2003	14	6	19	27	25t	21
1980	1	16	1	6	10	6	2004	10	6	16	18	3	31
1981	1	16	1	27	5	28	2005	10	9	12	13	1	28
1982	1	11	1	25	9	28	2006	4	2	16	10	7	13
1983	1	25	1	26	18	25	2007	20	7	26	14	16	14
1984	4	24	2	26	10	28	2008	11	20	7	25	11	31
1985	1	20	1	28	13	28	2009	10	31	5	16	20	11
1986	12	24	7	23	7	25	2010	1	15	2	1	4	1
1987	21	27	8	15	24	4t	2011	6	16	6	16	20	13
1988	26	12	26	21	22	16	2012	31	27	24	9	6	18
1989	21	16	22	6	13	4	2013	5	13	4	23	12	29
1990	15	3	24	5	5	9	2014	18	30	10	9	26	4
1991	13	2	24	19	14	22	2015	9	31	4	20	27	14
1992	6	9	7	4	2t	9	2016	14	26	8	16	10	20
1993	14	10	7	18	2	28							



DWIGHT LOWERY

Safety
5-11, 212
9th NFL Season
1st with Chargers

UFA (Indianapolis) – '16
San Jose State
Soquel HS
Soquel, Calif.

Over a nine-year career that includes stints with the New York Jets, Jacksonville Jaguars, Atlanta Falcons, Indianapolis Colts and Chargers, Dwight Lowery has logged 442 tackles, 17 interceptions, 66 passes defended and eight forced fumbles.

Lowery also has returned three interceptions for touchdowns during his career. Four of his 17 career interceptions, including a 69-yard return for a touchdown in 2015, have come against Tennessee.

Of Lowery's 17 career picks, perhaps the most memorable was the one that he returned 26 yards for a score off of Brett Favre to give the New York Jets their final points late in the fourth quarter in a 29-20 win over the Minnesota Vikings on Monday Night Football in 2010.

Early in his football career, there was evidence that Lowery had a bright future. As a prep at Soquel (Calif.) High School, Lowery had seven touchdowns in a game. Several years later as a junior at San Jose State, he snagged a school-record nine interceptions in a single season. And as a rookie with the New York Jets in 2008, Lowery forced five fumbles, tied for fifth in the NFL.

Off the field, Lowery has dedicated himself to using his platform as an NFL player to mentor youth in his native Santa Cruz (Calif.) County. He has spent time with kids from his alma mater, Soquel (Calif.)

High School, as well as Cabrillo College, where he played before attending San Jose State. In 2015, Lowery hosted a youth football camp at Cabrillo.

Lowery's hobbies include spending time with family and friends, hosting barbecues, playing soccer, hanging out at the beach and watching MMA. Lowery is also an avid Star Wars fan who has seen every movie in the series. He has a significant collection of Star Wars comic books and his favorite character is Darth Vader.



Lowery and his wife, Ashley, have a daughter, Amani, and he is extremely close to his younger sister, Aujanae, who survived open-heart surgery as an infant to correct a heart defect.

Lowery's wife survived a kidnapping attempt in Portland, Ore., in March 2010. She and a girlfriend were on their way home from a concert when a man who claimed he worked for the Portland Police Bureau offered them a ride home. The women accepted the stranger's offer and once in the car, he pulled a knife and took them to a deserted road off Interstate-5 where he tried to assault them. Thankfully the women were able to fight off their kidnapper and escape. The case became a national story as it was featured on the TV show America's Most Wanted.



TRANSACTION HISTORY: Fourth-round pick by New York Jets (113th overall), April 27, 2008...signed with Jets, July 16...traded to Jacksonville, Sept. 3, 2011...contract expired March 13, 2012...re-signed with Jaguars, March 16...waived Nov. 4, 2013...signed with Atlanta, April 8, 2014...contract expired March 10, 2015...signed with Colts, April 6, 2015...contract expired March 9, 2016...signed three-year contract with Chargers, March 10.

2016: Team Captain Week 3 at Indianapolis...third-down pass knockdown in end zone forced first-quarter FG try Oct. 23 at Atlanta...returned fumble 36 yards for TD and 33-21 lead in 43-35 win over Tennessee Nov. 6...had pass defended vs. Titans on same drive...first interception of season off Houston's Brock Osweiler in 21-13 win Nov. 27...also forced fumble that was recovered by Trevor Williams...third-and-goal pass defended vs. Greg Olsen in end zone to force field goal try Dec. 11 at Carolina. **2015:** Sept. 27 at Tennessee, intercepted two passes, including 69-yard touchdown return for 14-0 lead in 35-33 win...first multi-interception game...second interception in fourth quarter gave

Colts ball at Titans' 11...touchdown on very next play gave Colts 28-27 lead...two passes defended vs. Titans...fourth-quarter sack vs. Tom Brady to force punt, tackle for loss and tied season-high with nine tackles Oct. 18 vs. New England...interception in end zone off deflected pass Nov. 22 at Atlanta...late fourth-quarter interception off Jameis Winston in 25-12 win over Tampa Bay Nov. 29. **2014:** Interception, pass defended and quarterback hit Nov. 9 at Tampa Bay...interception, two quarterback hits and pass defended Nov. 30 vs. Arizona...season-high 13 tackles and forced fumble Dec. 8 in Monday Night Football game at Green Bay...sack and forced fumble in 30-14 win at New Orleans Dec. 21. **2013:** Tackle for loss, fumble recovery and pass defended Sept. 15 at Oakland...placed on "Reserve-Injured" Oct. 8. **2012:** Season-high 10 tackles in Sept. 9 season-opener at Minnesota...two passes defended Sept. 23 at Indianapolis...fourth-quarter interception Nov. 25 vs. Tennessee...placed on "Reserve-Injured" Dec. 22. **2011:** Sealed 16-14 victory over Tennessee in Jaguars debut Sept. 11 with interception vs. Matt Hasselbeck with 23 seconds left in fourth quarter...season-high three passes defended Sept. 25 at Car-

Continued next page

olina...season-high 11 tackles, two passes defended and tackle for loss Oct. 2 at New Orleans...interception off Andy Dalton and 30-yard return to Bengals' two to set up field goal Oct. 9 vs. Cincinnati...sack Oct. 24 vs. Baltimore. **2010:** Sack vs. Ryan Fitzpatrick Oct. 3 at Buffalo...with 1:30 left in fourth quarter of Monday Night Football game Oct. 11 at Minnesota, picked off Brett Favre and raced 26 yards for first NFL touchdown and final points in 29-20 win...sack vs. Aaron Rodgers Oct. 31 vs. Green Bay...second TD of season Dec. 26 at Chicago, picking off Jay Cutler and returning 20 yards for score...interception on final defensive play of season to seal 38-7 win vs. Buffalo Jan. 2...two passes defended in AFC Divisional Playoffs Jan. 16 at New England. **2009:** Overtime interception off Ryan Fitzpatrick Oct. 18 vs. Buffalo...pick Dec. 27 off Curtis Painter at Indianapolis...played major role vs. Cincinnati Jan. 3 in holding the Bengals to zero net passing yards, including interception off Carson Palmer. **2008:** NFL debut as starter and had three passes defended Sept. 7 at Miami...forced fumbles Sept. 28 vs. Arizona and Nov. 2 at Buffalo...first

NFL interception vs. Denver's Jay Cutler Nov. 30...season-high two FFs Dec. 21 at Seattle.

COLLEGE: First-team AFCA All-America and first-team All-Western Athletic Conference as senior...third-team AP All-America and first-team All-WAC after school-record nine interceptions as junior...started 25 games at San Jose State from 2006-07 and recorded 13 interceptions, 14 passes defended, three fumble recoveries and 92 tackles, 147 interception return yards and interception return for touchdown...added 315 return yards and touchdown on 24 punt returns...played two seasons (2004-05) at Cabrillo College, totaling 13 interceptions, 95 tackles, two fumble recoveries, six passes defended...scored touchdowns on blocked punt, blocked field goal and kickoff return...sociology major.

PERSONAL: Born in Santa Cruz, Calif. ...20 career interceptions at Soquel (Calif.) High...county-record seven interceptions in game vs. Sacred Heart...lettered three years in basketball.

Regular Season

Year	Team	G-S	Tack.-Asst.	Total	Sacks-Yds.	Int.-Yds.	Long	TD	Pass Def.	Fumbles For.-Rec.	TFL	Special Teams Tackles
2008	New York Jets	16-10	54-10	64	0-0	1-0	0	0	16	5-0	1	0
2009	New York Jets	13-5	22-2	24	0-0	3-41	34	0	9	0-1	0	1
2010	New York Jets	14-3	14-7	21	2-11	3-87	41	2	7	0-2	2	1
2011	Jacksonville	13-11	31-16	47	1-7	2-26	30	0	8	0-1	3	0
2012	Jacksonville	9-9	28-25	53	0-0	1-21	21	0	4	0-1	1	0
2013	Jacksonville	3-3	4-2	6	0-0	0-0	0	0	1	0-1	1	0
2014	Atlanta	16-15	62-23	85	1-18	2-21	21	0	5	2-1	1	0
2015	Indianapolis	16-16	65-18	83	1-7	4-96	69t	1	8	0-0	2	0
2016	San Diego	16-16	53-6	59	0-0	1-25	25	0	8	1-1	1	0
	Totals	116-88	333-109	442	5-43	17-317	69t	3	66	8-8	12	2

Regular Season Kickoff Returns

Year	Team	No.-Yds.	Avg.	Long	TD
2009	New York Jets	5-128	25.6	44	0
2010	New York Jets	2-26	13.0	14	0
	Totals	7-154	22.0	44	0

Postseason

Year	Team	G-S	Tack.-Asst.	Total	Sacks-Yds.	Int.-Yds.	Long	TD	Pass Def.	Fumbles For.-Rec.	TFL	Special Teams Tackles
2009	New York Jets	3-1	9-1	10	0-0	0-0	0	0	3	0-0	0	0
2010	New York Jets	3-0	6-0	6	0-0	0-0	0	0	0	0-0	0	1
	Totals	6-1	15-1	16	0-0	0-0	0	0	3	0-0	0	1

Regular-Season Single-game Highs

Tackles — 13 at Green Bay Dec. 8, 2014
 Sacks — 1 (5 times) Last: vs. New England Oct. 18, 2015
 Interceptions — 2 at Tennessee Sept. 27, 2015
 Interception Return Yards — 95 at Tennessee Sept. 27, 2015
 Interception Return Long — 69t at Tennessee Sept. 27, 2015
 Interception Return TDs — 1 (3 times) Last: at Tennessee Sept. 27, 2015
 Kickoff Returns — 4 at New England Nov. 22, 2009
 Kickoff Return Yards — 111 at New England Nov. 22, 2009
 Kickoff Return Long — 44 at New England Nov. 22, 2009

Postseason Single-game Highs

Tackles — 5 at Indianapolis Jan. 24, 2010



CRAIG MAGER

Cornerback
5-11, 200
2nd NFL Season
2nd with Chargers

Draft 3 - '15
Texas State
Luling HS
Luling, Tex.

Craig Mager played in 21 games with 10 starts for the Chargers over his first two seasons. In 2016, he played in 11 with eight starts and recorded his first NFL interception along with 29 tackles.

Many players overcome adversity to play in the NFL, but Mager has been forced to endure more than most. He grew up without a father-figure in his life and in 2007, his mom, Cathy, died suddenly, leaving Mager and his three younger sisters without a parent. The kids moved in with their maternal grandmother and Mager became the proverbial man-of-the-house. At the time, he was just 15 years old.

Mager continued to lose mentors close to him. He attended Luling (Texas) High School. Just over a year

after his mother died, Luling's Head Football Coach, Robert Dean, died suddenly of pneumonia early during his sophomore season. In January 2013, his former track coach at Luling High, William "Darrell" Jones died in a traffic accident in Gonzales County, Texas. And then in March 2014, Mager's grandmother, the woman who took in him and his siblings after their mother died, passed away too.

All of these tests of faith have made Mager a much stronger person, and it was part of the reason the team had no trepidation about taking the former Texas State cornerback in the third round of the 2015 NFL draft.

TRANSACTION HISTORY: Third-round pick (83rd overall) by Chargers, May 1, 2015.

2016: First NFL interception Oct. 2 off New Orleans' Drew Brees...paced team with two passes defended and recovered late fourth quarter fumble in 21-13 win over Denver Oct. 13...left Atlanta game Oct. 23 with concussion...inactive Oct. 30 at Denver and Nov. 6 vs. Tennessee (concussion)...suffered stinger in first quarter Dec. 11 at Carolina and did not return...inactive Dec. 18 vs. Oakland and Dec. 24 at Cleveland...placed on "Reserve-Injured" Dec. 31. **2015:** Inactive Sept. 13 vs. Detroit (hamstring)...left Minnesota game Sept. 27 early due to hamstring injury...inactive Oct. 4 vs. Cleveland, Oct. 12 vs. Pittsburgh, Oct. 18 at Green Bay, Oct. 25 vs. Oakland and Nov. 1 vs. Baltimore (hamstring)...third-down pass defended Dec. 20 vs. Miami, driving Kenny Stills out of bounds while making catch to force incompletion and cap three-and-out.

COLLEGE: First player in school history invited to East-West Shrine Game...All-Sun Belt pick as junior and senior...team's Supercat Award for skill players in spring workouts in 2013...honorable mention All-WAC as sophomore in 2012...Sun Belt Conference Player of Week after 2014 game vs. Idaho...school-record 79-yard punt return TD in 2012 vs. New Mexico State...finished career with 211 tackles, 47 passes defended, 9.5 tackles for loss and two sacks...also returned 15 career punts for 251 yards and touchdown, and five kickoffs for 65 yards...red-shirted in 2010...played at Texas State from 2011-14...physical therapy degree.

PERSONAL: Born in New Braunfels, Texas...2009 District 27-3A MVP and honorable mention all-state at Luling (Texas) High...competed in basketball and track and field.

Regular Season

Year	Team	G-S	Tack.-Asst.	Total	Sacks-Yds.	Int.-Yds.	Long	TD	Pass Def.	Fumbles For.-Rec.	Special Teams TFL	Tackles
2015	San Diego	10-2	10-1	11	0-0	0-0	0	0	2	0-0	0	0
2016	San Diego	11-8	19-10	29	0-0	1-8	8	0	4	0-1	1	1
	Totals	21-10	29-11	40	0-0	1-8	8	0	6	0-1	1	1

Regular Season

Punt Returns

Year	Team	No.-Yds.	Avg.	FC	Long	TD
2015	San Diego	1-2	2.0	1	2	0
2016	San Diego	0-0	0.0	0	0	0
	Totals	1-2	2.0	1	2	0

Kickoff Returns

No.-Yds.	Avg.	Long	TD
0-0	0.0	0	0
3-63	21.0	23	0
3-63	21.0	23	0

Regular-Season Single-game Highs

Tackles - 7 at Houston Nov. 27, 2016
Interceptions — 1 vs. New Orleans Oct. 2, 2016
Interception Return Yards — 8 vs. New Orleans Oct. 2, 2016
Interception Return Long — 8 vs. New Orleans Oct. 2, 2016



CHRIS McCAIN

Defensive End
6-5, 236
3rd NFL Season
2nd with Chargers

Free Agent - '16
California
Northern Guilford HS
Greensboro, N.C.

Defensive end Chris McCain is back for a second season with the Chargers after spending the latter part of 2016 on the Bolts' practice squad.

McCain played collegiately at Cal, where one of his

teammates was Keenan Allen, before spending time as a pro with Miami, Dallas and New Orleans before his joining the Chargers.

He's appeared in 20 games during his career.

TRANSACTION HISTORY: Signed with Miami as undrafted free agent May 19, 2014...traded to New Orleans Aug. 30, 2016...waived Sept. 3...signed to Dallas' practice squad, Sept. 7...released Sept. 28... signed to New Orleans' practice squad, Oct. 13... signed to Saints' active roster Oct. 22...waived Oct. 25...re-signed to Saints' practice squad Oct. 27... re-signed to Saints' active roster Nov. 5...waived Nov. 7...signed to Chargers' practice squad Nov. 23... re-signed with Chargers Jan. 2.

2016: Saw action for Saints Oct. 23 at Kansas City and Nov. 6 at San Francisco. **2015:** Seven-yard sack and forced fumble vs. Sam Bradford Nov. 15 at Philadelphia...injured Dec. 20 at San Diego...placed on injured reserve Dec. 22. **2014:** NFL debut in Sept. 7 season opener vs. New England and blocked first

quarter punt and sacked Tom Brady for nine yard loss...became one of five NFL rookies since 1995 to record sack and blocked punt in same game, joining Osi Umenyiora (N.Y. Giants, 2003), Ian Gold (Denver, 2000), Robert Quinn (St. Louis, 2001) and Jerry Attaochu (San Diego, 2014).

COLLEGE: Honorable mention All-Pac-12 as sophomore in 2012...90 career tackles, 14.5 tackles for loss, five sacks, one pass breakup, one forced fumble and one fumble recovery...Redshirted in 2010... played at California from 2011-13.

PERSONAL: Attended Oak Ridge (N.C.) Military Academy in 2009...prepped at Northern Guilford High School in Greensboro, N.C.

Regular Season

Year	Team	G-S	Tack.-Asst.	Total	Sacks-Yds.	Int.-Yds.	Long	TD	Pass Def.	Fumbles For.-Rec.	TFL	Special Teams Tackles
2014	Miami	10-0	4-0	4	1-9	0-0	0	0	0	0-0	4	1
2015	Miami	8-0	2-0	2	1-7	0-0	0	0	0	1-0	1	0
2016	New Orleans	2-0	0-0	0	0-0	0-0	0	0	0	0-0	0	1
	Totals	20-0	6-0	6	2-16	0-0	0	0	0	1-0	5	2

Regular-Season Single-game Highs

Tackles - 1 (6 times) Last: at Philadelphia Nov. 15, 2015

Sacks - 1 (twice) Last: at Philadelphia Nov. 15, 2015



DEXTER McCOIL

Safety
6-4, 220
2nd NFL Season
2nd with Chargers

Free Agent - '16
Tulsa
Lutcher HS
Lutcher, La.

A former standout in the Canadian Football League, Dexter McCoil will play his second season with the Chargers in 2017. McCoil appeared in all 16 games during his first NFL season in 2016, while

making two starts. He recorded 24 tackles and an interception for the Bolts.

McCoil's cousin is former New York Giants cornerback Corey Webster.

TRANSACTION HISTORY: Signed with Chargers, Jan. 13, 2016.

defensed and an interception in 2014.

2016: Led team with two special teams tackles Nov. 13 vs. Miami, including stop at 17 following kickoff...pass defensed forced three-and-out and offense responded with TD for 7-0 lead...ended 21-13 win Nov. 27 at Houston with first NFL interception on "Hail Mary" in end zone on final play of game off Brock Osweiler.

COLLEGE: Invited to play in 2013 Casino Del Sol College All-Star game...first-team All-Conference USA as senior, second-team as junior and honorable mention as sophomore...Conference USA All-Freshman in 2009 and named to CollegeFootballNews.com's honorable mention Freshman All-America Team...tied Conference USA record and set school mark with 18 career interceptions to go along with 316 tackles and 25 passes defensed...team's Most Valuable Player in 2011 Bell Helicopter Armed Forces Bowl...played in 51 games with 44 starts...played at Tulsa from 2009-12...exercise and sports science major.

CANADIAN FOOTBALL LEAGUE: Most Outstanding Defensive Player for 2015 Grey Cup Champion Edmonton Eskimos...led team with 76 tackles...also three interceptions, two sacks, forced fumble and seven special teams stops...CFL's Most Outstanding Rookie in 2014 after six interceptions and three defensive touchdowns.

PERSONAL: Born in Metairie, La. ...two-time Class 3A state champion at Lutcher (La.) High...honorable mention all-state and district MVP as senior...all-district, all-metro and All-River Parish as junior and senior...second-cousin, Corey Webster, played cornerback for New York Giants from 2005-13.

ARENA FOOTBALL LEAGUE: Played in five games for Los Angeles Kiss, totaling 24 tackles, two passes

Regular Season

Year	Team	G-S	Tack.-Asst.	Total	Sacks-Yds.	Int.-Yds.	Long	TD	Pass Def.	Fumbles For.-Rec.	TFL	Special Teams Tackles
2016	San Diego	16-2	20-4	24	0-0	1-0	0	0	5	0-0	0	3

Regular-Season Single-game Highs

Tackles — 6 vs. New Orleans Oct. 2, 2016

Interceptions — 1 at Houston Nov. 27, 2016



SEAN McGRATH

Tight End
6-5, 259
3rd NFL Season
3rd with Chargers

Free Agent - '15
Henderson State, Ark.
Carmel Catholic HS
Mundelein, Ill.

A versatile tight end who is a strong pass-blocker with good hands, McGrath played in all 16 games and made five starts for the Chargers in 2016. It was a significant contribution from a player who just few years ago voluntarily walked away from the game.

McGrath originally came into the NFL as an undrafted rookie with the Seahawks in 2012. He earned a spot on the practice squad and late that year was elevated to the active roster as the Seahawks advanced to the NFC Divisional Playoffs.

The following September, after being waived by Seattle, McGrath was claimed by the Chiefs, and he blossomed in Kansas City. He played in all 16 games in 2013 and started nine, catching 26 passes for 302 yards and a pair of scores.

Fast forward to 2014 and McGrath's demeanor as he reported to the Chiefs' training camp at Missouri Western had changed dramatically. Instead of checking into the dorms and joining his Chiefs teammates, McGrath instead met with Head Coach Andy

Reid and General Manager John Dorsey and informed them that he had decided to retire from the NFL. A studio art major in college, McGrath decided that he was going to hang up his cleats and return to Henderson State to finish his master's degree. And with that, McGrath spent the 2014 year out of football.

The itch to play returned and McGrath signed with the Indianapolis Colts in 2015. He earned a spot on Indianapolis' practice squad at the start of the season, and after being released, he signed with the Chargers. McGrath spent five weeks on the Bolts' practice squad before being elevated to the active roster for the 2015 season finale.

McGrath lists disc golf and yoga among his hobbies. He is known around the NFL for his trademark beard. When he played in Kansas City, teammates simply referred to him as "The Beard." McGrath's beard even has its own twitter handle @ Beard_O_McGrath.



TRANSACTION HISTORY: Signed with Seattle as undrafted free agent, May 11, 2012...waived Aug. 31...re-signed to Seahawks' practice squad, Sept. 2...released Sept. 3...re-signed to Seahawks' practice squad, Sept. 8...released Sept. 27...re-signed to Seahawks' practice squad Oct. 2...signed to Seahawks' active roster, Dec. 18...waived Aug. 31, 2013...claimed by Kansas City, Sept. 1...waived April 15, 2015...signed with Indianapolis, June 3...waived Sept. 5...re-signed to Colts' practice squad, Sept. 23...released Oct. 5...re-signed to Colts' practice squad, Oct. 21...released Oct. 26...signed to Chargers' practice squad Nov. 10...released Nov. 21...re-signed to Chargers' practice squad, Nov. 24...signed to Chargers' active roster, Dec. 28.

2016: Team Captain Nov. 27 at Houston. **2015:** Inactive for Chargers' Jan. 3 season finale at Denver. **2014:** Spent year out of football. **2013:** First two NFL catches Sept. 15 at Dallas...season-high five catches and 64 yards along with first NFL touchdown (five

yards) for 7-0 lead in 31-7 win vs. N.Y. Giants...season-long 25-yard catch Oct. 6 at Tennessee...six-yard TD catch for 49-31 lead in 56-31 win at Oakland Dec. 15. **2012:** NFL debut Dec. 23 vs. San Francisco...saw action in Wild Card win at Washington Jan. 6 and Divisional loss at Atlanta Jan. 13.

COLLEGE: First-team All-Gulf South Conference and first-team Daktronics All-Region as junior...played two seasons (2010-11) at Henderson State in Arkadelphia, Ark., catching 61 passes for 717 yards and four touchdowns...played three seasons (2006-08) at Eastern Illinois, catching 28 passes for 301 yards and three TDs...redshirted in 2009...studio art degree.


PERSONAL: Born in Mundelein, Ill. ...All-East Suburban Catholic and all-area at Carmel Catholic High in Mundelein...played on 2003 IHSA 6A state title team that went 13-0...honorable mention all-area in basketball...member National Honor Society.

Regular Season		Receiving				
Year	Team	G-S	No.-Yds.	Avg.	Long	TD
2012	Seattle	2-0	0-0	0.0	0	0
2013	Kansas City	16-9	26-302	11.6	25	2
2016	San Diego	16-5	2-25	12.5	13	0
Totals		34-14	28-327	11.7	25	2

Postseason		Receiving				
Year	Team	G-S	No.-Yds.	Avg.	Long	TD
2012	Seattle	2-0	0-0	0.0	0	0
2013	Kansas City	1-0	0-0	0.0	0	0
Totals		3-0	0-0	0.0	0	0

Regular-Season Single-game Highs

Receptions — 5 vs. New York Giants Sept. 29, 2013
 Receiving Yards — 64 vs. New York Giants Sept. 29, 2013
 Receiving Long — 25 at Tennessee Oct. 6, 2013
 Receiving TDs — 1 (twice) Last: at Oakland Dec. 15, 2013
 Receiving Long TD — 6t at Oakland Dec. 15, 2013



BRANDON MEBANE

Nose Tackle
6-1, 311
11th NFL Season
2nd with Chargers

UFA (Seattle) - '16
California
Crenshaw HS
Los Angeles, Calif.

A former Super Bowl champion with the Seattle Seahawks, Brandon Mebane will play his second season for the Chargers in 2017.

The fiery Mebane made an instant impact on the Bolts during his first campaign in 2016. He was voted a team captain at the start of the year, and he was named the team's most inspirational player at the end of it. Routinely, Mebane spoke to the team to help invigorate them before games. He started the first 10 games of the Bolts' season before a Week 10 biceps injury forced him onto injured reserve.

A Los Angeles native, Mebane returned to Southern California after spending his first nine NFL seasons in Seattle where he played in 142 games with 134 starts, including 11 postseason games and nine starts. His career totals (postseason included) with the Seahawks included 386 tackles, 15.5 sacks and a pair of forced fumbles. He was named All-Pro by Sports Illus-

trated in 2013.

Mebane comes from a very close-knit and athletic family. His father, Walter Jr., played basketball at Norfolk State (Va.). His mother, Joyce, is an outstanding bowler and softball player who also has a history in roller derby. Mebane's grandfather, Walter Sr., was a 6-8, 320-pound defensive tackle who played at Hampton (Va.) University. And his older brother, Walter III, played middle linebacker at Temple.

Mebane's father later served in the Air Force, and his mother spent 40-plus years working as an aerospace engineer for Northrup Grumman. Several of Mebane's uncles also served in the armed forces.

Mebane's wife, Amena, is a lawyer and the couple has two children – Makai and Mahailey.

Mebane's hobbies include listening to music with his kids and watching HGTV and the DIY Networks.

TRANSACTION HISTORY: Second-round pick by Seattle (85th overall), April 28, 2007...signed July 25, 2007...contract expired July 25, 2011...re-signed with Seahawks July 29...contract expired March 9, 2016...signed three-year contract with Chargers, March 10.

2016: Team Captain...Chargers Most Inspirational Player...Sept. 11 at Kansas City, forced third-quarter punt with 10-yard sack on 3rd-and-4 play... added three pressures and two QB hits vs. Chiefs... six-yard tackle for loss early in first quarter Oct. 2 vs. New Orleans...Chargers got sack on 3rd-and-13 to force punt and scored game-tying touchdown on ensuing possession...first NFL interception on opening series of game Oct. 9 at Oakland...tied for team-high with four quarterback pressures in 21-13 win over Denver Oct. 13...suffered torn bicep Nov. 13 vs. Miami...placed on "Reserve-Injured" Nov. 22. **2015:** Season-high five tackles Sept. 20 at Green Bay...shared nine-yard sack in Oct. 22 win at San Francisco...eight-yard sack in Dec. 20 win vs. Cleveland. **2014:** Nine-yard sack in 13-9 win at Carolina Oct. 26...placed on "Reserve-Injured" (hamstring) Nov. 11, ending streak of 110 games played. **2013:** Back-to-back season-high six-tackle performances Dec. 22 vs. Arizona and Dec. 29 vs. St. Louis...three solo tackles in Feb. 2 win over Denver in Super Bowl XLVIII. **2012:** Season-high two passes defended Sept. 9 at Arizona... season-best two sacks in 14-12 win over Green Bay Sept. 24...season-high seven tackles in 24-23 win Oct. 14 vs. New England...12-yard sack Oct. 28 at Detroit. **2011:** Two tackles for loss in 24-7 win at St.

Louis Nov. 20...season-best seven stops Dec. 24 vs. San Francisco. **2010:** Two tackles for loss Sept. 19 at Denver...seven-yard sack in 27-20 win vs. Chargers Sept. 26...season-best six tackles, including two for loss, in Jan. 16 Divisional Playoffs at Chicago. **2009:** Sack and tackle for loss in season-opening 28-0 win vs. St. Louis Sept. 13...season-high six tackles Dec. 27 at Green Bay...two tackles for loss in 32-20 win vs. Detroit Nov. 8 and again along with half-sack in 20-17 win over 49ers Dec. 6...season-best six stops Dec. 27 at Green Bay. **2008:** Season-high two tackles for loss and sack Sept. 14 vs. 49ers...TFL among season-high five stops Oct. 12 vs. Packers...half-sack and season-high four QB hits Dec. 21 vs. N.Y. Jets. **2007:** First NFL sack in 24-21 win Sept. 23 vs. Cincinnati... sack in 42-21 win vs. Arizona Dec. 9.

COLLEGE: Third-team All-America and first-team All-Pac-10 as senior...first-team All-Pac-10 and team's most valuable defensive lineman as junior... finished career with 31 starts in 41 games, 109 tackles, 14.5 sacks and 16.5 tackles for loss...played at Cal from 2003-06...social welfare major.

PERSONAL: Born in Los Angeles, Calif. ...All-America as senior at Crenshaw High in Los Angeles...Los Angeles City Central Player of Year and all-state as senior...Los Angeles City Defensive Player of Year as junior...three-time all-city, all-central city and all-league...first-team Best of West by Long Beach Press-Telegram and All-Region by Sports Illustrated... lettered as shot putter in track.

Regular Season				Pass	Fumbles	Special Teams					
Year	Team	G-S	Tack.-Asst. Total	Sacks-Yds.	Int.-Yds.	Long	TD	Def.	For.-Rec.	TFL	Tackles
2007	Seattle	16-10	23-6 29	2-11	0-0	0	0	0	0-1	0	0
2008	Seattle	16-16	31-8 39	5.5-24	0-0	0	0	1	2-0	9	0
2009	Seattle	15-15	41-8 49	1.5-9.5	0-0	0	0	0	0-0	8	0
2010	Seattle	12-12	19-12 31	1-7	0-0	0	0	2	0-0	7	0
2011	Seattle	16-16	40-16 56	0-0	0-0	0	0	1	0-0	7	0
2012	Seattle	16-16	31-25 56	3-22	0-0	0	0	3	0-1	4	0
2013	Seattle	16-16	21-24 45	0-0	0-0	0	0	1	0-1	6	0
2014	Seattle	9-9	11-9 20	1-9	0-0	0	0	0	0-0	5	0
2015	Seattle	15-15	14-10 24	1.5-12.5	0-0	0	0	0	0-0	2	0
2016	San Diego	10-10	19-16 35	1-10	1-5	5	0	0	0-0	4	0
Totals		141-135	250-134 384	16.5-105	1-5	5	0	8	2-3	52	0

Postseason				Pass	Fumbles	Special Teams					
Year	Team	G-S	Tack.-Asst. Total	Sacks-Yds.	Int.-Yds.	Long	TD	Def.	For.-Rec.	TFL	Tackles
2007	Seattle	2-2	4-2 6	0-0	0-0	0	0	0	0-0	0	0
2010	Seattle	2-2	8-1 9	0-0	0-0	0	0	0	0-0	2	0
2012	Seattle	2-2	5-4 9	0-0	0-0	0	0	0	0-0	0	0
2013	Seattle	3-2	5-3 8	0-0	0-0	0	0	0	0-0	1	0
2014	Seattle	2-1	3-2 5	0-0	0-0	0	0	0	0-0	0	0
Totals		11-9	25-12 37	0-0	0-0	0	0	0	0-0	3	0

Regular-Season Single-game Highs

Tackles — 7 (3 times) Last: vs. New Orleans Oct. 2, 2016

Sacks — 2 vs. Green Bay Sept. 24, 2012

Interceptions — 1 at Oakland Oct. 9, 2016

Interception Return Yards — 5 at Oakland Oct. 9, 2016

Postseason Single-game Highs

Tackles — 6 at Chicago Jan. 16, 2011



RUSSELL OKUNG

Tackle
6-5, 310
8th NFL Season
1st with Chargers

UFA (Denver) – '17
Oklahoma State
George Bush HS
Fort Bend, Texas

On the first day of unrestricted free agency in 2017, the Chargers signed veteran left tackle Russell Okung to a four-year contract.

A former Pro Bowl standout and Super Bowl champion, Okung played his first six seasons with the Seattle Seahawks before suiting up for the Denver Broncos in 2016. He has started at left tackle all 100 career games he has played, including 12 in the post-season.

Okung has proven to be one of the NFL's best left tackles since he entered the League in 2010. According to Stats, LLC., Okung has allowed just 24 sacks over his first seven seasons, fourth-fewest among left tackles who've made at least 70 starts.

Okung established himself as a reliable left tackle from the moment the Seahawks selected him in the

first round (sixth overall) in the 2010 NFL Draft. He allowed the second fewest sacks (20) in the NFL among linemen with at least 70 starts during his tenure in Seattle.

The 6-5, 310-pound tackle is also known for his run blocking. Over his first five seasons, the Seahawks boasted the NFL's second-ranked rushing attack, averaging 135.2 yards per game. He was named to the Pro Bowl in 2012 after helping Marshawn Lynch run for a career-high 1,590 yards and 11 touchdowns.

Okung anchored an offensive line that guided the Seahawks to back-to-back Super Bowl appearances, including a 43-8 victory over the Broncos in Super Bowl XLVIII.

TRANSACTION HISTORY: First-round pick (6th overall) by Seattle, April 22, 2010...signed with Seahawks, Aug. 6...contract expired March 9, 2016...signed with Denver, March 17, 2016...contract expired March 9, 2017...signed four-year contract with Chargers, March 10.

2016: Started all 16 games for first time in career at left tackle. **2015:** Started 13 games during regular season and two in postseason...key cog in NFL's third-ranked rushing offense (141.8 ypg). **2014:** Starting left tackle in 14 regular-season games and three postseason contests, including Super Bowl XLIX...helped Seattle lead NFL with 172.6 rushing yards per game during franchise-record 2,762-yard season...contributed to franchise-record 350-yard rush game Nov. 9 vs. New York Giants. **2013:** Started eight regular-season games and three postseason contests, including 43-8 win over Denver in Super Bowl XLVIII at MetLife Stadium in New York...missed eight games due to toe injury...started first two

games before being placed on injured-reserve with designation for return...missed eight games and returned Week 11. **2012: Pro Bowl** starter after starting 17 games, including two postseason contests...helped Seattle rank third in League in rushing (161.2 ypg)...surrendered just two sacks (.133/game), for lowest rate of career. **2011:** Started first 12 games before being placed on injured reserve due to torn pectoral muscle. **2010:** Started 12 games as rookie, including two postseason contests...NFL debut Oct. 3 at St. Louis.

COLLEGE: First-team All-America and first-team All-Big 12 as junior and senior...Big 12 Offensive Linemen of Year as senior...played in 52 games with 47 starts...played at Oklahoma State from 2006-09.

PERSONAL: Born in Richmond, Texas...first-team All-Greater Houston and first-team all-district at George Bush High in Fort Bend, Texas.

Regular-Season Games Played-Started: **2010** (10-10, Seattle); **2011** (12-12, Seattle); **2012** (15-15, Seattle); **2013** (8-8, Seattle); **2014** (14-14, Seattle); **2015** (13-13, Seattle); **2016** (16-16, Denver); **Total** (88-88).

Postseason Games Played-Started: **2010** (2-2, Seattle); **2012** (2-2, Seattle); **2013** (3-3, Seattle); **2014** (3-3, Seattle); **2015** (2-2, Seattle); **Total** (12-12).



BRANDEN OLIVER

Running Back
5-8, 208
4th NFL Season
4th with Chargers

Free Agent - '14
Buffalo
Southridge HS
Miami, Fla.

Branden Oliver is chomping at the bit to step foot on the football field. The former undrafted free agent has had a run of bad luck recently. In 2015, a toe injury cost him the final eight games of the season and then in 2016, Oliver tore his Achilles during a Bolts preseason game in Minnesota, and it cost him the entire '16 campaign. Looking for a fresh start and for a chance to turn around his good fortune, Oliver opted to switch numbers and go back to the 32 that he wore as a collegian at the University of Buffalo.

Oliver was one of the feel-good stories of the NFL in 2014. He was an undrafted rookie from Buffalo who was compactly built at 5-foot-8, and he wore the No. 43. With his exciting running style, Oliver had fans waxing nostalgic about the similarities to former Chargers running back Darren Sproles.

Oliver ended 2014 as the Chargers' leading rusher. Along the way, he delivered a couple of memorable performances, twice being named Pepsi NFL Rookie of the Week. Oliver earned his first honor after a 31-0 win over the New York Jets. During the victory, he became the first Charger with a 50-yard catch and a 50-yard run in the same game since Lionel "Little Train" James in 1985, and he became the NFL's first rookie to do so since Clinton Portis in 2002. New York came into the game with the NFL's top-ranked rushing defense, allowing just 63.3 yards per game and Oliver gouged them for 114 yards. His 6.0 yards-per-carry average was double the 3.0 average the

Jets had allowed coming into the contest. A week after his showing against New York, Oliver earned his second NFL Rookie of the Week award after rushing for 101 yards in Oakland and scoring the winning touchdown late in the fourth quarter of a 31-28 victory over the Raiders.

These were impressive accomplishments for a young player who wasn't even drafted, despite leaving Buffalo as the school's all-time leading rusher. After a tryout in Indianapolis, Oliver ended up signing with the Chargers. He made the opening day roster after an impressive preseason in which he rushed for 161 yards and a touchdown on just 35 carries for a 4.6 average. Oliver caught the coaches' attention during the Bolts' preseason opener against the Dallas Cowboys when he rushed seven times for 64 yards and had a 16-yard touchdown run and a 27-yard run during the game.

After wrapping up his rookie season, Oliver returned to the University of Buffalo and completed the last two classes he needed to earn his degree in sociology. He plans to use his education and life experience to help others by building orphanages and homeless shelters.

One of Oliver's closest friends is Raiders defensive end, Khalil Mack. The two were teammates and roommates at Buffalo. Oliver's cousin is former NFL wide receiver, Roscoe Parrish.

TRANSACTION HISTORY: Signed with Chargers May 21, 2014.

2016: Spent season on "Reserve-Injured." **2015:** Sept. 13 vs. Detroit, ignited go-ahead touchdown drive with 17-yard catch on final play of third quarter...injured toe Nov. 1 at Baltimore...placed on season-ending "Reserve-Injured" Nov. 3. **2014:** Inactive Games 1-2...NFL debut Sept. 21 at Buffalo...**Pepsi NFL Rookie of Week** after rushing for 114 yards and scoring two touchdowns in 31-0 victory over New York Jets Oct. 5...first touchdown on 15-yard run for 21-0 lead...set up TD with 50-yard catch and run on 3rd-and-17...longest reception by Chargers running back since Darren Sproles (57-yard touchdown) in 2010...later in game, 52-yard run set up second score, nine-yard touchdown catch...68 receiving yards vs. Jets to finish game with 182 yards from scrimmage, most in game by Chargers running back since LaDainian Tomlinson (197) against Kansas City in 2007...**Pepsi NFL Rookie of Week** after making first career start and rushing for 101 yards while

scoring game-winning touchdown on one-yard leap over pile with 1:56 remaining in fourth quarter of 31-28 win Oct. 12 at Oakland...first Chargers rookie with consecutive 100-yard rushing games since Tomlinson in 2001...on game-winning drive, carried ball on final four plays for 29 yards, including runs of 12 and 10 yards.

COLLEGE: First-team All-MAC as sophomore in 2011 and senior in 2013...team captain as senior...school's all-time leader with 4,049 career rush yards...season-record 1,535 rush yards in 2013...also set school mark for 100-yard games (20)...second in school annals with 33 touchdowns...three-time MAC East Offensive Player of Week in 2013 following wins over Eastern Michigan, Kent State and Ohio...latter award followed career-high 249-yard performance vs. Bobcats...two-time MAC East Offensive Player of Week as sophomore in 2011, along with selection as Running Back Performer of Week by College Football Performance Awards after 235-yard effort vs. Akron...redshirted in 2009...

played at Buffalo from 2010-13...sociology major.

PERSONAL: Born in Miami, Fla. ... A two-year letter-winner and two-year team captain at Miami Southridge High School...also a dangerous return man... rushed for 1,159 yards on 194 carries (6.0 avg.)

and scored 15 touchdowns his senior season...also had three catches for 61 yards and a touchdown... selected to play in the North Florida vs. South Florida All-Star Classic and the Dade vs. Broward All-Star Game...also competed in track and field.

Regular Season		Rushing				Receiving				Kickoff Returns				
Year	Team	G-S	No.-Yds.	Avg.	Long	TD	No.-Yds.	Avg.	Long	TD	No.-Yds.	Avg.	Long	TD
2014	San Diego	14-7	160-582	3.6	52	3	36-271	7.5	50	1	1-22	22.0	22	0
2015	San Diego	8-1	31-108	3.5	15	0	13-112	8.6	17	0	8-197	24.6	30	0
2016	San Diego	"Reserve-Injured"												
Totals		22-8	191-690	3.6	52	3	49-383	7.8	50	1	9-219	24.3	30	0

Regular-Season Single-game Highs

Rushing Attempts — 26 at Oakland Oct. 12, 2014
 Rushing Yards — 114 vs. New York Jets Oct. 5, 2014
 Rushing Long — 52 vs. New York Jets Oct. 5, 2014
 Rushing TDs — 1 (3 times) Last: at Kansas City Dec. 28, 2014
 Rushing Long TD — 15 vs. New York Jets Oct. 5, 2014
 Receptions — 7 at Denver Oct. 23, 2014
 Receiving Yards — 68 vs. NY Jets Oct. 5, 2014

Receiving Long — 50 vs. NY Jets Oct. 5, 2014
 Receiving TDs — 1 vs. NY Jets Oct. 5, 2014
 Receiving Long TD — 9t vs. NY Jets Oct. 5, 2014
 Kickoff Returns — 4 vs. Cleveland Oct. 4, 2015
 Kickoff Return Yards — 107 vs. Cleveland Oct. 4, 2015
 Kickoff Return Long — 30 vs. Cleveland Oct. 4, 2015

2015		Rushing					Receiving					Date		Rushing					Receiving				
Date	Opp	No.-Yds	Avg.	Lg	TD	TDs	No.-Yds	Avg.	Lg	TD	TDs	Date	Opp	No.-Yds	Avg.	Lg	TD	TDs	No.-Yds	Avg.	Lg	TD	TDs
09/13	Det.	2-4	2.0	3	0	0	1-17	17.0	17	0	0	09/21	at Buf	3-11	3.7	6	0	0	0-0	0.0	0	0	0
09/20	at Cin	1-2	2.0	2	0	0	0-0	0.0	0	0	0	09/28	Jax	9-23	2.6	7	0	0	4-33	8.3	11	0	0
09/27	at Min	8-26	3.3	6	0	0	0-0	0.0	0	0	0	10/05	NYJ	19-114	6	52	1 15	0	4-68	17	50	1	9
10/04	Cle	0-0	0.0	0	0	0	0-0	0.0	0	0	0	10/12	at Oak*	26-101	3.9	12	1 1	0	4-23	5.8	20	0	0
10/12	Pit	0-0	0.0	0	0	0	0-0	0.0	0	0	0	10/19	KC*	15-67	4.5	13	0	0	2-11	5.5	9	0	0
10/18	at GB	7-23	3.3	6	0	0	4-40	10.0	14	0	0	10/23	at Den*	13-36	2.8	23	0	0	7-27	3.9	22	0	0
10/25	Oak*	9-35	3.9	15	0	0	6-39	6.5	14	0	0	11/02	at Mia*	13-19	1.5	11	0	0	1-7	7	7	0	0
11/01	at Bal	4-18	4.5	6	0	0	2-16	8.0	10	0	0	11/16	Oak	13-36	2.8	8	0	0	1-3	3	3	0	0
Totals		31-108	3.5	15	0	0	13-112	8.6	17	0	0	11/23	STL	6-17	2.8	7	0	0	4-23	5.8	13	0	0
Reserve-Injured: 11/9 vs. Chi, 11/22 vs. KC, 11/29 at Jax, 12/6 vs. Den, 12/13 at KC, 12/20 vs. Mia, 12/24 at Oak, 1/3 at Den																							
2014		Rushing					Receiving					Date		Rushing					Receiving				
Date	Opp	No.-Yds	Avg.	Lg	TD	TDs	No.-Yds	Avg.	Lg	TD	TDs	Date	Opp	No.-Yds	Avg.	Lg	TD	TDs	No.-Yds	Avg.	Lg	TD	TDs
09/08	at Ari	Inactive										12/07	NE	3-1	0.3	4	0	0	0-0	0.0	0	0	0
09/14	Sea	Inactive										12/14	Den*	12-26	2.2	11	0	0	4-44	11	17	0	0
												12/20	at SF*	13-53	4.1	22	0	0	3-28	9.3	12	0	0
												12/28	at KC*	14-71	5.1	18	1 1	0	2-4	2	6	0	0
												Totals		160-582	3.6	52	3	0	36-271	7.5	50	1	0

*Denotes starter



TENNY PALEPOI

Defensive Tackle
6-1, 298
4th NFL Season
4th with Chargers

Free Agent - '14
Utah
Skyline HS
Salt Lake City, Utah

Tenny Palepoi enjoyed a solid bounce-back season in 2016. Just a year removed from a season-ending foot injury suffered on the opening day of training camp in 2015, Palepoi played in 13 games in 2016 and finished the year with 23 tackles and 20 pressures.

Palepoi was one of only three undrafted rookies to make the Chargers' opening day roster in 2014. He had a leg up in knowing what to expect in the NFL as his older brother, Anton, spent five years as a defensive end in the League with Seattle, Denver and Arizona. Also, their father, Tony, played professional rugby with Samoa's National Team.

While Palepoi experienced the highs of playing in the NFL in 2014, he also endured a personal low. Just days before Thanksgiving, his older brother, Francis, passed away at the age of 42. Palepoi left the Chargers to attend his brother's funeral during a time that is normally reserved for celebration. Shortly after the funeral, Palepoi rejoined his Chargers teammates and matched his season high with three tackles in a 34-33 road win over the Baltimore Ravens.

Palepoi and his wife, Delaney, have three children — daughters Taytum and Remi, and son Liam.

TRANSACTION HISTORY: Signed with Chargers May 13, 2014.

2016: Led defensive line with four pressures Sept. 25 at Indianapolis...tied for team-high with four pressures in 21-13 win vs. Denver Oct. 13...shared key two-yard tackle for loss with Melvin Ingram in OT to help Chargers to 33-30 win at Atlanta Oct. 23...pair of pressures and QB hits Oct. 30 at Denver...**Team Captain** Nov. 6 vs. Tennessee...suspended four games Dec. 12. **2015:** Spent season on "Reserve-Injured" with foot injury. **2014:** Season-high two tackles for loss Oct. 19 vs. Kansas City...season-high three tackles each in wins vs. St. Louis Nov. 23 and Baltimore Nov. 30.

COLLEGE: Second-team All-Pac-12 and team captain as senior...played 2012-13 seasons at Utah, totaling 74 tackles, 12.5 tackles for loss and 6.5 sacks...spent 2010-11 seasons at Snow College in Ephraim, Utah...NJCAA All-America, first-team All-WSFL and team captain as sophomore in 2011... sociology degree.

PERSONAL: Born in Salt Lake City, Utah...two-time all-state, including first team as senior, at Skyline High School in Salt Lake City...also two-time all-region choice and team captain.

Regular Season

Year	Team	G-S	Tack.-Asst.	Total	Sacks-Yds.	Int.-Yds.	Long	TD	Pass Def.	Fumbles For.-Rec.	TFL	Special Teams Tackles
2014	San Diego	16-0	14-4	18	0-0	0-0	0	0	0	0-0	4	0
2015	San Diego	"Reserve-Injured"										
2016	San Diego	13-0	9-14	23	0-0	0-0	0	0	0	0-1	2	0
	Totals	29-0	23-18	41	0-0	0-0	0	0	0	0-1	6	0

Regular-Season Single-game Highs

Tackles — 5 at Carolina Dec. 11, 2016



JOSHUA PERRY

Outside Linebacker
6-4, 253
2nd NFL Season
2nd with Chargers

Draft 4 - '16
Ohio State
Olentangy HS
Lewis Center, Ohio

A fourth-round pick in the 2016 NFL Draft, Joshua Perry was the Chargers' leading tackler on special teams as a rookie. The former two-time All-Big Ten performer from Ohio State played in 15 games and made one start.

Perry and defensive end Joey Bosa were teammates on Ohio State's 2014 national championship team.

Perry graduated with a degree in consumer and family financial services. In 2015, he was a finalist for

two coveted community awards — the Lott IMPACT Trophy and the Senior CLASS Award. Perry works closely with the Autism Speaks Foundation, as his younger brother, Jahred, has a mild form of autism. Perry also has spent time with young cancer patients, and visited Costa Rica in 2015, helping deliver shoes to children from deprived neighborhoods.

Perry's older brother, Wes, is a jazz musician. He lives in Long Beach, Calif. and is a graduate student at Long Beach State University.

TRANSACTION HISTORY: Fourth-round pick by Chargers (102nd overall), April 30, 2016...signed four-year contract, May 10.

2016: Season-high six stops Jan. 1 vs. Kansas City.

COLLEGE: Honorable mention All-America, first-team All-Big Ten and co-captain as senior...finished career with 298 tackles, 7.5 sacks and 18 TFLs...played in 52 career games with 39 starts...team-leading 124 tackles (2nd in Big Ten) and second-team

All-Big-Ten during 2014 national championship campaign...named to Allstate AFCA Good Works Team in 2015...played at Ohio State from 2012-15...degree in consumer and family financial services.

PERSONAL: Born in Nashville, Tenn. ...second-team all-state as senior at Olentangy High in Lewis Center, Ohio...two-time top-five finisher in long jump at state track and field championships, including runner-up finish as sophomore in 2010...lettered in basketball.

Regular Season

Year	Team	G-S	Tack.-Asst.	Total	Sacks-Yds.	Int.-Yds.	Long	TD	Pass Def.	Fumbles For.-Rec.	TFL	Special Teams Tackles
2016	San Diego	15-1	6-11	17	0-0	0-0	0	0	0	0-0	1	9

Regular-Season Single-game Highs

Tackles — 6 vs. Kansas City Jan. 1, 2017



DENZEL PERRYMAN

Inside Linebacker
5-11, 240
3rd NFL Season
3rd with Chargers

Draft 2 - '15
Miami (Fla.)
Coral Gables HS
Coral Gables, Fla.

Denzel Perryman was the Chargers' leading tackler in 2016. He turned in one of his best performances of the season during a 33-30 overtime win in Atlanta in October. Playing thru a nagging shoulder injury, Perryman helped set up a late fourth-quarter game-tying field goal with his first NFL interception. Then in overtime, a tackle for loss on 4th-and-one set up the Bolts' game-winning field goal drive. The performance earned Perryman AFC Defensive Player of the Week honors.

A former second-round pick out of Miami, Perryman has 175 tackles just two seasons into his NFL career. As a rookie in 2015, Perryman finished second on the team with 95 stops. He racked up 79 tackles in

the team's last seven games and fell just five tackles shy of becoming the first rookie in team history to record a 100-tackle season.

Perryman comes from a family of football players. His father, Desmond Sr., played linebacker and fullback at Perryman's alma mater, Coral Gables High School. Perryman's two older brothers, Quintero and Desmond Jr., both played at Coral Gables as well before playing at Rutgers and North Carolina Methodist, respectively. And Perryman's younger brother, Derrius, is currently playing at Coral Gables.

Perryman has two daughters – Ella and Evee.



TRANSACTION HISTORY: Second-round pick (48th overall) by Chargers, May 1, 2015...signed May 13.

2016: Second-quarter three-yard sack vs. Andrew Luck on 3rd-and-1 to force field goal try Sept. 25 at Indianapolis...paced squad with 10 tackles vs. Colts...injured shoulder early second quarter vs. New Orleans and did not return...inactive (shoulder) Oct. 9 at Oakland...very key tackle for loss in Oct. 13 win vs. Denver...after mis-handled punt gave Denver possession at Chargers' 11 in 10-0 game, recorded four-yard tackle for loss on first down to help hold Broncos to field goal try as Chargers maintained 10-3 advantage...playing thru nagging shoulder injury, made perhaps two biggest plays of game in 33-30 OT win at Atlanta Oct. 23 to earn **AFC Defensive Player of Week** and **Castrol Edge Clutch Performer of Week** honors...helped set up late fourth-quarter game-tying FG with first interception of career...came on 1st-and-20 play at Falcons' 35...then in OT, set up game-winning FG with one-yard tackle for loss on 4th-and-1 at Falcons' own 45...injured hamstring first half Oct. 30 at Denver and did not return...inactive Nov. 6 vs. Tennessee and Nov. 13 vs. Miami (hamstring)...returned from hamstring injury in 21-13 win at Houston Nov. 27 with 10-tackle effort followed by team-high 12-tackle effort Dec. 4 vs. Tampa Bay...**Team Captain** Dec. 18 vs. Oakland...injured knee early fourth quarter Dec. 24 at Cleveland and did not return...prior to being hurt, logged five-yard sack along with tackle for loss...inactive Jan. 1 vs. Kansas City (knee). **2015:** Five

special teams tackles Sept. 20 at Cincinnati, most in game by Chargers player since 2011...first NFL start Oct. 18 at Green Bay's Lambeau Field and led team with nine tackles...injured arm in first quarter Oct. 25 vs. Oakland and did not return...inactive Nov. 1 at Baltimore and Nov. 9 vs. Chicago (arm)...helped force early fourth-quarter three-and-out with 14-yard sack on 2nd-and-7 Nov. 22 vs. Kansas City...12 tackles in 31-25 win at Jacksonville Nov. 29...early-game tackle for loss contributed to three-and-out and Bolts scored touchdown on ensuing possession for first lead of game...paced squad with 15 tackles Dec. 6 vs. Denver...two tackles for loss among team-high nine tackles Dec. 13 at Kansas City...led team with 15 tackles, including nine-yard sack in first quarter, Dec. 24 at Oakland...paced squad with 12 tackles Jan. 3 at Denver.

COLLEGE: Associated Press third-team All-America as senior...honorable mention by SI.com as junior...three-time All-ACC pick – first-team as junior and senior and honorable mention as sophomore...Defensive MVP and UM Hard Hitter Award as junior...ACC Linebacker of Week after 21-16 win over No. 12 Florida in 2013...led team in tackles as junior and senior, and led ACC freshmen in tackles in 2011 as true freshman...finished career with 351 tackles, 4.5 sacks, 27 tackles for loss, seven forced fumbles and two interceptions...sociology major.

PERSONAL: Born in Miami, Fla. ...area defensive player of year as junior at Coral Gables (Fla.) High.

Regular Season										Pass	Fumbles	Special Teams
Year	Team	G-S	Tack.-Asst.	Total	Sacks-Yds.	Int.-Yds.	Long	TD	Def.	For.-Rec.	TFL	Tackles
2015	San Diego	14-9	72-23	95	2-23	0-0	0	0	0	1-0	9	6
2016	San Diego	12-11	54-26	80	2-8	1-1	1	0	1	1-0	0	1
Totals		26-20	126-49	175	4-31	1-1	1	0	1	2-0	9	7

Regular-Season Single-game Highs

Tackles — 15 (twice) Last: at Oakland Dec. 24, 2015

Sacks — 1 (4 times) Last: at Cleveland Dec. 24, 2016

Interceptions — 1 at Atlanta Oct. 23, 2016

Interception Return Yards — 1 at Atlanta Oct. 23, 2016



ADRIAN PHILLIPS

Safety

5-11, 210

3rd NFL Season

4th with Chargers

Free Agent - '14

Texas

Garland HS

Garland, Texas

A former undrafted rookie who worked his way up from the practice squad, Adrian Phillips has become a mainstay in the Chargers' secondary.

Phillips played in 14 games while making six starts in 2016. He ranked fourth in tackles among the secondary and pulled in his second career interception. It came against former Chargers quarterback Drew Brees.

In his free time, Phillips enjoys traveling to tropical destinations, bike riding, playing golf and basketball, and spending time at the beach.

His brother, Byron Phillips, played running back at Harding University in Searcy, Arkansas, and the University of North Texas.

TRANSACTION HISTORY: Signed with Chargers June 16, 2014...waived Aug. 30...re-signed to practice squad, Sept. 1...waived Sept. 23...re-signed to practice squad, Sept. 29...waived Oct. 1...re-signed to practice squad, Oct. 7...signed to active roster, Nov. 1...waived Nov. 3...re-signed to practice squad, Nov. 5...re-signed to active roster, Nov. 15...waived Nov. 29...re-signed to practice squad, Dec. 2...re-signed with Chargers, Dec. 29, 2014...waived Sept. 5...re-signed to practice squad, Sept. 7...signed to active roster, Sept. 19...waived Oct. 12...re-signed to practice squad, Oct. 14...re-signed to active roster, Oct. 20...waived Dec. 9...re-signed to practice squad, Dec. 11...re-signed to active roster, Dec. 16.

2016: Pressure and quarterback hit on same play Sept. 25 at Indianapolis when Jatavis Brown sacked Andrew Luck and forced fumble that was returned 61 yards by Carauan Reid for touchdown to tie game, 13-13...fourth-quarter interception off New Orleans' Drew Brees Oct. 2...outstanding play to break

up deep pass for Demaryius Thomas on opening series of game Oct. 30 at Denver...season-best five stops vs. Broncos. **2015:** First NFL interception Jan. 3 at Denver, returning pick 39 yards to set up field goal. **2014:** NFL debut Nov. 2 at Miami...also played Nov. 16 vs. Oakland and Nov. 23 vs. St. Louis.

COLLEGE: Honorable mention All-Big 12 and team captain as senior...co-winner of 2013 Dr. Nasser Al-Rashid Strength and Conditioning Award...Big 12 Commissioner's Honor Roll in Fall 2011...206 total tackles, 10 tackles for loss, one sack, seven pressures, six interceptions and 11 passes defended...played at Texas from 2010-13...communications major.

PERSONAL: Born in Dallas, Texas...District 10-5A MVP and Offensive Player of Year, all-state, all-area and two-time first-team all-district at Garland (Texas) High School...lettered in track and field in 400 meters and shot put.

Regular Season										Pass	Fumbles	Special Teams
Year	Team	G-S	Tack.-Asst.	Total	Sacks-Yds.	Int.-Yds.	Long	TD	Def.	For.-Rec.	TFL	Tackles
2014	San Diego	3-0	0-1	1	0-0	0-0	0	0	1	0-0	0	0
2015	San Diego	9-2	14-5	19	0-0	1-39	39	0	0	0-0	1	3
2016	San Diego	14-6	27-13	40	0-0	1-22	22	0	3	0-0	0	3
Totals		26-8	41-19	60	0-0	2-61	39	0	4	0-0	1	6

Regular-Season Single-game Highs

Tackles — 8 vs. Miami Nov. 13, 2016

Interceptions — 1 (twice) Last vs. New Orleans Oct. 2, 2016

Interception Return Yards — 39 at Denver Jan. 3, 2016

Interception Return Long — 39 at Denver Jan. 3, 2016



DARIUS PHILON

Defensive End
6-1, 300
3rd NFL Season
3rd with Chargers

Draft 6 - '15
Arkansas
Vigor HS
Mobile, Ala.

A young and rising talent who is a former sixth-round pick, Darius Philon heads into his third season with the Bolts.

As a second-year player in 2016, Philon played in 14 games, and he made a pair of starts. He finished the season with 16 tackles and a sack.

Philon went to school at Arkansas where he redshirted for a year before playing two seasons (2013-14) for the Razorbacks. With a young son, Darius Jr. – who was born last August – on the way, Philon decided

he needed to provide for his family and tossed his hat into the NFL ring after his redshirt sophomore season. Philon rolled the dice by leaving school after just three years, but the Chargers' sixth-round pick played well as a rookie and showed he made the right decision.

At Arkansas, it didn't take long to see that Philon had NFL potential. His first collegiate start came as a redshirt freshman in 2013 against the No. 1 team in the nation, Alabama. That afternoon, Philon racked up a career-high eight tackles against the Crimson Tide.

TRANSACTION HISTORY: Sixth-round pick (192nd overall) by Chargers, May 2, 2015.

2016: First NFL start Sept. 18 vs. Jacksonville... first NFL sack to help force three-and-out Dec. 24 at Cleveland... Browns QB Robert Griffith III was injured on play and did not return to game. **2015:** Tackle for loss near goal line Sept. 20 at Cincinnati...inactive Oct. 12 vs. Pittsburgh (hip)...placed on "Reserve-Injured" with designation to return Oct. 17...returned to active roster Dec. 12 and returned to game action Dec. 13 at Kansas City...five-yard sack late in first quarter vs. Chiefs negated by penalty away from play...lone stop was five-yard tackle for loss Jan. 3 at Denver.

COLLEGE: Second-team All-SEC in 2014...92 tackles, 20.5 tackles for loss, 7.5 sacks and three forced fumbles during career...SEC Defensive Lineman of Week after Ole Miss game in 2014...redshirted in 2012...played at Arkansas from 2013-14...enrolled in college of arts and science.

PERSONAL: Born in Mobile, Ala. ...helped lead Vigor (Mobile, Ala.) High to 2011 5A State Championship Game...selected to play in Alabama/Mississippi All-Star Game following senior season.

Regular Season

Year	Team	G-S	Tack.-Asst.	Total	Sacks-Yds.	Int.-Yds.	Long	TD	Pass Def.	Fumbles For.-Rec.	TFL	Special Teams Tackles
2015	San Diego	8-0	6-1	7	0-0	0-0	0	0	1	0-0	2	0
2016	San Diego	14-2	8-8	16	1-0	0-0	0	0	0	0-0	2	0
	Totals	22-2	14-9	23	1-0	0-0	0	0	1	0-0	4	0

Regular-Season Single-game Highs

Tackles — 5 at Indianapolis Sept. 25, 2016

Sacks — 1 at Cleveland Dec. 24, 2016



SPENCER PULLEY

Center-Guard
6-4, 308
2nd NFL Season
2nd with Chargers

Free Agent - '16
Vanderbilt
Evangelical Christian HS
Cordova, Tenn.

One of just two undrafted rookies to make the Chargers' opening day roster, Spencer Pulley went on to play in all 16 games for the Bolts in 2016. A versa-

tile performer, Pulley saw action at center and both guard spots during his rookie campaign.

TRANSACTION HISTORY: Signed with Chargers, May 10, 2016.

2016: NFL debut Sept. 11 at Kansas City...saw offensive line action at both left and right guard... Oct. 2 vs. New Orleans took over at right guard when injury to Chris Hairston forced re-shuffling of offensive line...took over for injured Orlando Franklin (concussion) at left guard late in third quarter of Nov. 6 win vs. Tennessee (43-35)...helped Melvin Gordon rush for final 84 of 196 yards in final quarter, including two key third-down runs late in contest to put game away...replaced injured Franklin at left guard Dec. 11 at Carolina...took over at center for injured Matt Slauson Dec. 24 at Cleveland.

Games Played-Started: 2016 (16-0, San Diego).

COLLEGE: Three-time SEC Academic Honor Roll... team captain as senior...started 41 career games, including 37-straight...SEC Offensive Lineman of Week after 2015 win over Missouri...started at center as senior after starting at right guard as sophomore and junior...played at Vanderbilt from 2011-15...human and organizational development major.

PERSONAL: Born in Memphis, Tenn. ...team captain as senior at Evangelical Christian High in Cordova, Tenn. ...Division II-Class A Mr. Football Award as state's top lineman as senior left tackle...also first-team Division II-A All-State and district offensive line MVP...played in Tennessee East-West All-Star Game...three-year letterman in track and field.

CHARGERS 10 GREATEST COMEBACK WINS

Date	Opponent	Trailed by:	Final Score
Dec. 20, 2014	at San Francisco	21 in third quarter (7-28)	38-35 (OT)
Nov. 12, 2006	at Cincinnati	21 in third quarter (7-28)	49-41
Sept. 13, 2015	Detroit	18 in second quarter (3-21)	33-28
Dec. 14, 2008	at Kansas City	18 in third quarter (3-21)	22-21
Sept. 4, 1994	at Denver	18 in second quarter (6-24)	37-34
Nov. 22, 1998	Kansas City	17 in fourth quarter (17-34)	38-37
Nov. 19, 2006	at Denver	17 in third quarter (7-24)	35-27
Jan. 8, 1995	Miami	15 in third quarter (6-21)	22-21
Dec. 9, 2007	at Tennessee	14 in fourth quarter (3-17)	23-17 (OT)
Nov. 18, 1984	Miami	14 in fourth quarter (14-28)	34-28 (OT)



TROVON REED

Cornerback
6-0, 191
2nd NFL Season
2nd with Chargers

Free Agent - '16
Auburn
Thibodaux HS
Thibodaux, La.

A journeyman practice squad player who spent time with the Los Angeles Rams, Miami Dolphins and Seattle Seahawks prior to joining the Chargers, Trovon Reed showed great promise while appearing in the final six games for the Bolts.

Reed picked off two passes in those final six games, with the interceptions coming in consecutive weeks against Carolina's Cam Newton and Oakland's Derek

Carr. Reed was the only Chargers defender besides Pro Bowl cornerback Casey Hayward to record multiple interceptions in 2016. In the Panthers game, he ran the interception off Newton back 100 yards for an apparent touchdown, but an instant replay review determined he'd been downed by contact, and the touchdown was reversed.

TRANSACTION HISTORY: Signed with Los Angeles Rams as undrafted rookie, Aug. 5, 2015...waived Sept. 5...re-signed to Rams' practice squad, Sept. 7...released Sept. 16...signed to Miami's practice squad, Oct. 20...released Nov. 2...signed to Seattle's practice squad, Nov. 17...re-signed with Seahawks, Jan. 18...waived Sept. 3...signed to Chargers' practice squad, Oct. 26...signed to Chargers' active roster, Nov. 22.

2016: NFL debut in 21-13 win Nov. 27 at Houston... first NFL interception at goal line Dec. 11 at Carolina...had apparent 100-yard return for TD reversed by instant replay after he was ruled down by contact... interception deep in Chargers' territory for second

week in row Dec. 18 vs. Oakland...early in second quarter vs. Raiders, picked off Derek Carr at Bolts' six on 3rd-and-6 to prevent potential score in 7-3 game.

COLLEGE: Started career as wide receiver and moved to cornerback as senior...three interceptions as senior in 2014...logged 39 career catches for 384 yards and one score...redshirted in 2010...played at Auburn from 2011-14...rehabilitation and disability studies major.

PERSONAL: Prepped at Thibodaux (La.) High...invited to play in 2010 Army All-America Bowl and 2009 Hawaii/Polynesia-Mainland Bowl.

Regular Season

Year	Team	G-S	Tack.-Asst.	Total	Sacks-Yds.	Int.-Yds.	Long	TD	Pass Def.	Fumbles For.-Rec.	TFL	Special Teams Tackles
2016	San Diego	6-1	8-0	8	0-0	2-6	3	0	3	0-0	0	2

Regular-Season Single-game Highs

Tackles - 4 at Cleveland Dec. 24, 2016
 Interceptions - 1 (twice) Last: vs. Oakland Dec. 18, 2016
 Interception Return Yards - 3 (twice) Last: vs. Oakland Dec. 18, 2016
 Interception Return Long - 3 (twice) Last: vs. Oakland Dec. 18, 2016



CARAUN REID

Defensive Tackle
6-2, 300
4th NFL Season
2nd with Chargers

Waivers (Detroit) - '16
Princeton
Mt. St. Michael Academy
Bronx, N.Y.

Bronx-raised and Princeton-educated, Caraun Reid was a solid pickup for the Chargers in 2016 after the former fifth-round pick was waived by Detroit.

Reid joined the Chargers just before the team's 2016 season opener and quickly became a valuable reserve. He appeared in San Diego's first seven games and was doing a solid job filling up every column on the team's defensive statistics sheet until suffering a knee injury in week seven when he collided with

teammate Denzel Perryman.

Reid spent the remainder of the year on injured reserve, but he's healthy and looking forward to a productive 2017 season.

Reid has two career fumble returns for touchdowns, including a 61-yarder for the Chargers during a game last season at Indianapolis. It was the eighth-longest fumble return in franchise history.

TRANSACTION HISTORY: Fifth-round pick (158th overall) by Detroit, May 10, 2014...signed May 16...waived Sept. 3, 2016...claimed by Chargers, Sept. 4.

2016: Nine-yard sack on first down helped contribute to second quarter three-and-out Sept. 11 at Kansas City...added three pressures and two QB hits vs. Chiefs...game-tying 61-yard fumble return for touchdown late in second quarter Sept. 25 at Indianapolis...eighth-longest fumble return in franchise history...drew holding penalty in end zone early fourth quarter of Oct. 13 win vs. Denver on Thursday Night Football...safety gave Bolts 21-3 lead...injured knee first quarter Oct. 23 at Atlanta when hit accidentally by Denzel Perryman and did not return...placed on "Reserve-Injured" Oct. 25. **2015:** Inactive Weeks 1-2...27-yard fumble return touchdown in fourth quarter of Oct. 5 ESPN Monday Night Football game at Seattle...first NFL start Oct. 11 vs. Arizona...sack

vs. Teddy Bridgewater and season-high six stops Oct. 25 vs. Minnesota...sacked Green Bay's Aaron Rodgers Nov. 15 at Lambeau Field. **2014:** NFL debut Sept. 8 vs. New York Giants.

COLLEGE: Consensus first-team All-America as senior and three-time All-Ivy League...co-captain as senior...Ivy League Defensive Player of Week after 19-0 win over Brown in 2012...finished career with 168 tackles, 20.5 sacks, one forced fumble, 10 passes defensed, one interception and seven blocked kicks...education major.

PERSONAL: Born in Bronx, N.Y. ...two-time all-league at Mt. St. Michael Academy in Bronx...two-time team captain and all-city and all-state as senior, as well as recipient of school's Monsignor Matthew Peters Student-Athlete Award.

Regular Season							Pass		Fumbles		Special Teams	
Year	Team	G-S	Tack.-Asst.	Total	Sacks-Yds.	Int.-Yds.	Long	TD	Def.	For.-Rec.	TFL	Tackles
2014	Detroit	12-0	0-2	2	0-0	0-0	0	0	1	0-0	0	0
2015	Detroit	14-12	23-6	29	2-12	0-0	0	0	0	0-1	7	0
2016	San Diego	7-0	8-8	16	1-9	0-0	0	0	1	0-1	2	0
Totals		33-12	31-16	47	3-21	0-0	0	0	2	0-2	9	0

Regular-Season Single-game Highs

Tackles — 6 vs. Minnesota Oct. 25, 2012

Sacks — 1 (3 times) Last: at Kansas City Sept. 11, 2016



PHILIP RIVERS

Quarterback
6-5, 228
14th NFL Season
14th with Chargers

Trade (New York Giants) - '04
North Carolina State
Athens HS
Decatur, Ala.

One of the National Football League's pre-eminent quarterbacks, Philip Rivers returns for his 14th season with the Chargers and his 12th as the team's starting signal-caller.

A six-time Pro Bowl selection, a seven-time team MVP and a member of the Chargers' 50th Anniversary All-Time Team, Rivers heads into 2017, ranked eighth in NFL history in touchdown passes (314) and 12th in passing yards (45,833). All-time, he also ranks eighth in passer rating (94.7), 10th in completions (3,811) and completion percentage (64.4) and 15th in attempts (5,917).

Besides his standing as one of the NFL's all-time greats, Rivers holds a total of 21 team records and he shares two others.

Rivers is 97-79 (.551) as a starter during his career. He's led the Chargers to four AFC West titles and taken the team to the playoffs five times. His win-loss ledger includes a 56-32 (.636) mark at home and 37-29 (.561) in AFC West games.

Rivers earned his sixth Pro Bowl nod in 2016 after tossing 33 touchdown passes, fourth in the NFL, and throwing for 4,386 yards, fifth in the League. Along the way, he completed a career-high 16 passes of 40 yards or longer, second in the NFL, and he posted a near-perfect passer rating (152.2) on game-opening drives as he completed 43-of-54 for 629 yards with six touchdowns and no interceptions.

One of the NFL's fiercest competitors on the field, Rivers is one of the League's kindest souls off

the field. While wife Tiffany and the couple's eight children come first in his life, Rivers has a large community presence, especially when it comes to foster children and those suffering from life-threatening illnesses. More often than not, Rivers dotes on these youngsters away from the glare of the camera.

Rivers was a finalist for the 2011 Walter Payton NFL Man of the Year Award for his work with the Rivers of Hope Foundation, an endeavor he and Tiffany oversaw from 2010-12. The Foundation helped unwanted, abandoned and orphaned children, and raised more than \$1,000,000 through football camps, a 5K Fun Run and personal contributions. The Foundation also supported the San Pasqual Academy, a residential education campus designed specifically for foster teens. In 2014, Rivers helped raise more than \$112,000 for San Diego's Ronald McDonald House through the "Passing it On" campaign.

Rivers is a devout Catholic. In May 2014, he was invited to deliver the commencement speech to graduating seniors at Catholic University in Washington, D.C. The University also presented him with an honorary Doctor of Humane Letters degree. It was the second time he was asked to deliver a commencement speech. In May 2012, he did so at his alma mater, North Carolina State University.

Rivers and his wife, Tiffany, grew up together in Alabama. They were married after his freshman season at N.C. State. They have eight children - six girls and two boys.

PHILIP RIVERS' HONORS BOARD



Six-time Pro Bowl selection
(2006, 2009-11, 2013 & 2016 seasons)

Seven-Time Chargers MVP (2008-11, 2013-15),
Two-Time Offensive Player of the Year (2006, 2008)
& co-Most Inspirational Player (2007)



NFL Comeback Player of the Year —
Associated Press and PFWA (2013)

Seven-Time AFC Offensive Player of the Week &
Four-Time AFC Offensive Player of the Month

11-Time FedEx Air
NFL Player of the Week



2010 NFL Alumni Association
Quarterback of the Year

USA Today Chargers MVP
(2010)

Dallas Morning News' MVP
(2009)

Rivers' brother, Stephen, played college football as a quarterback at LSU and Vanderbilt before finishing his career at Northwestern State, La., in 2015.

Rivers grew up in Decatur, Ala. His dad, Steve, a former linebacker at Mississippi State, was the head football coach at Decatur High School and Philip was a water boy for the team. Rivers found his passion for the game by watching his dad up close and from backyard games in which the future Chargers signal-caller would mark out a field using chalk and pylons borrowed from the equipment room at Decatur High.

Shortly before Philip was set to enroll at Decatur, Steve took the head coaching job at nearby Athens High School and Philip followed. He played linebacker as a sophomore and moved to quarterback as a junior. After graduation, he enrolled at N.C. State where he led the Wolfpack to four bowl games and a 34-17 record, including 3-1 in bowl games. A five-time MVP in Bowl games, including the 2004 Senior Bowl, Rivers is still the Wolfpack's all-time leader for career passing yards (13,484), attempts (1,710), completions (1,087), touchdowns (95), completion percentage (63.6%), and 300 (19) and 400-yard games (seven). His passing yardage total still ranks 10th all-time among Division-I quarterbacks.

In April 2016, Rivers returned to the N.C. State campus in Raleigh, N.C., for alumni weekend and while there, he delivered a fiery pep-talk to the Wolfpack prior to their annual Kay Yow Spring Game that went viral on social media.



Rivers originally came to the Chargers in 2004 in a blockbuster trade with the New York Giants. Less

than an hour after the Bolts selected Eli Manning with the No. 1 pick in the '04 NFL Draft; Manning was on his way to the Big Apple in exchange for Rivers and a slew of draft picks.

Rivers spent most of his first two years on the bench behind Drew Brees before taking the reigns in 2006. That season, Rivers was voted to the Pro Bowl after leading the Chargers to a team-record 14 wins, including 10-straight to close out the season. The Chargers finished undefeated at home for the first time in team history and scored a team-record 492 points. In November, Rivers became the first quarterback in NFL history to rally a team from 17-point deficits in consecutive weeks and he led 19 straight scoring drives that ended in touchdowns, a team record and the fifth-longest streak in NFL history.

Rivers led the Chargers to the AFC Championship Game in 2007. His toughness – both mental and physical – was put on full display in the final weeks of the regular season and the playoffs. During a December victory in Tennessee, he had to leave the game briefly after spraining his knee in the first half. He returned in the second half and led the Chargers to a come-from-behind, overtime victory. Rivers continued to play the final month of the season in severe pain. Things got worse five weeks later when he suffered a torn ACL during the Bolts' Divisional Playoff game in Indianapolis. Backup Billy Volek replaced Rivers and led the Chargers to an improbable win over the Colts. Rivers, meanwhile, had arthroscopic surgery to repair a torn ACL the day after the win over Indianapolis, and just six days later he started and took every snap on a frigid day in the AFC Championship Game at New England.

IMPRESSIVE NUMBERS

- Philip Rivers has thrown three or more touchdown passes in a game a team-record 48 times in his career. The Chargers are 35-13 in those games.
- Rivers has posted a passer rating of 120 or higher 41 times during his career. The Chargers are 36-5 (.878) in those games. He has also posted a rating of 130.0 or higher 22 times and the Chargers are 22-0 in those games.
- Rivers is 37-29 (.561) as a starter in regular-season AFC West games. In 66 division games as a starter, he's completed 1,334 of 2,134 (62.5 pct.) for 16,225 yards with 104 touchdowns and 63 interceptions for a 89.8 passer rating.
- Rivers is one of the NFL's top late-season quarterbacks. Since taking over as the Bolts' starting quarterback in 2006, he has guided the Chargers to a record of 35-18 (.660) in regular-season games played in December and January.
- Rivers is not only great in December and January, but in the second half of the season overall. Throughout his career, Rivers is 58-38 (.604) as a starter in games played after Nov. 1 and his 92.8 career passer rating in Games 9-16 of the regular season ranks 11th all-time.
- Rivers has passed for at least 4,500 yards three times in his career, most in team history. His three 4,500-yard seasons are tied with Matthew Stafford for fifth in NFL history behind Drew Brees' eight, Peyton Manning's six, Matt Ryan's five and Tom Brady's four.

MILESTONES

In 2016, Rivers extended several milestones:

- He went over 3,000 yards passing for the 11th-consecutive season (2006-16), tying Ben Roethlisberger for the fifth-longest streak in NFL history behind Brett Favre (18, 1992-09), Peyton Manning (13, 1998-10), Drew Brees (13, 2004-16) and Eli Manning (12, 2005-16).
- He went over 4,000 yards for the eighth time in his career, tied with Tom Brady for third-most in NFL history. The only players with more are Peyton Manning (14) and Drew Brees (11).
- He posted his ninth-straight 25-touchdown season (2008-16), the third-longest streak in NFL history behind Peyton Manning (13, 1998-2010) and Drew Brees (11, 2006-16).
- He finished 2016 with 33 touchdowns, his fifth-career 30-touchdown season, sixth in NFL history. The only players with more are Drew Brees (9), Brett Favre (9), Peyton Manning (9), Tom Brady (6) and Aaron Rodgers (6).
- Rivers ended 2016 having started 176 straight regular-season games, the NFL's second-longest active streak behind Eli Manning's 199. Rivers has started every game since 2006. He, Manning, Brett Favre and Peyton Manning are the only quarterbacks in NFL history to start at least 150 consecutive games.

In 2008, Rivers threw a team-record 34 touchdown passes, tied for most in the NFL. He recorded his first 4,000-yard season and led the league with a team-record passer rating of 105.5. Rivers threw an NFL-best 15 touchdown passes on third down and helped the Chargers score an NFL-leading 152 points in the fourth quarter. He logged six 300-yard games, the most by a Chargers quarterback since 1985, and he became the first Bolts quarterback since 1991 to do so in consecutive games. Rivers capped off 2008 with a sensational December, leading the Chargers to the playoffs with a 4-0 mark to improve his career record in December to 14-0.

In 2009, Rivers was one of just five quarterbacks to throw for more than 4,000 yards, toss 25 or more touchdowns and record a season passer rating above 100.0. Four times — tied with Brett Favre for most in the NFL — he posted a single-game passer rating of 130.0 or better. During an 11-game win streak to close out the regular season, Rivers threw 21 touchdown strikes and completed 69.0 percent of his passes. His cumulative passer rating during those 11 weeks (112.0) was tops in the NFL. By the end of 2009, Rivers had thrown 105 touchdown passes to only 44 interceptions, the best-ever touchdown-to-interception ratio by an NFL quarterback in his first four years as a starter.

In 2010, Rivers threw for an NFL-leading 4,710 yards. It was the 10th-most yards in a season in NFL history and the third-most in team history. Rivers had

six 300-yard games, including a then team-record 455 against Seattle. His third 4,000-yard season tied Dan Fouts for most in team history. In the first eight games of the season, Rivers threw for 2,649 yards, an NFL record for the first half of a season, breaking yet another mark which Fouts (2,580) had set in 1982. Rivers also led the NFL with 66 completions 20 yards or longer, including 12 that went for touchdowns. Those were the second-most in the NFL. He completed a team-record 66 percent of his passes and ranked second in the NFL in passer rating (101.8). It capped a 2008-10 stretch in which he was the only quarterback in the league to post a season passer rating over 100.0 each season. Rivers joined Steve Young and Peyton Manning as the only passers ever to post a rating of 100.0 or higher three straight years. Rivers threw 30 touchdown passes in 2010 and became the first quarterback in team history with 25 or more in three-straight seasons. It included a team-record stretch of 23 straight games with a touchdown pass, breaking Fouts' mark of 20 straight (1979-80). During the streak, Rivers joined Fouts (1985) and Brees (2004) as the only Chargers' quarterbacks with back-to-back four-touchdown games.

Rivers completed a then team-record 366 passes and threw for 4,624 yards in 2011, joining Dan Marino (1980-81), Warren Moon (1990-91), Manning (2009-10) and Brees (2010-11) as the only players in NFL history with back-to-back 4,500-yard seasons. Rivers also joined Manning (1999-04 and 2006-10) and Brees (2006-11) as the only quarterbacks with at least four-straight 4,000-yard seasons.

In 2012, Rivers passed for 3,606 yards, ending a run of four straight 4,000-yard seasons. He threw 26 touchdown passes, extending his streak of 25-touchdown seasons to five.

Rivers was named NFL Comeback Player of the Year in 2013 after leading the Chargers to a 9-7 mark. He was selected to the Pro Bowl and named

THE COMEBACK KING

On Oct. 23, 2016, Rivers led the Chargers to a 33-30 come-from-behind overtime victory against the NFC Champion Atlanta Falcons. The Chargers trailed the Falcons 27-20 entering the final quarter. The win marked the 22nd fourth-quarter come-from-behind victory of Rivers' illustrious career. Below is a look at all 22 of Rivers' fourth-quarter come-from-behind wins.

Date	Opp.	Deficit	Final Score
11/12/06	at Cincinnati	28-38	Won, 49-41
11/19/06	at Denver	21-27	Won, 35-27
11/26/06	vs. Oakland	7-14	Won, 21-14
12/24/06	at Seattle	13-14	Won, 20-17
12/09/07	at Tennessee*	3-17	Won, 23-17
09/28/08	at Oakland	3-15	Won, 28-18
12/14/08	at Kansas City	10-21	Won, 22-21
12/21/08	at Tampa Bay	20-24	Won, 41-24
01/03/09	Indianapolis*	14-17	Won, 23-17
09/14/09	at Oakland	17-20	Won, 24-20
11/08/09	at N.Y. Giants	14-20	Won, 21-20
11/07/10	at Houston	21-23	Won, 29-23
09/11/11	Minnesota	14-17	Won, 24-17
09/15/13	at Philadelphia	23-27	Won, 33-30
09/29/13	Dallas	20-21	Won, 30-21
11/24/13	at Kansas City	24-28	Won, 41-38
12/29/13	Kansas City*	14-24	Won, 27-24
10/12/14	at Oakland	21-28	Won, 31-28
11/30/14	at Baltimore	13-23	Won, 34-33
12/20/14	at San Francisco*	21-35	Won, 38-35
09/13/15	Detroit	20-21	Won, 33-28
10/23/16	at Atlanta*	20-27	Won, 33-30

^AFC Wild Card Playoffs

*Overtime game

RIVERS' TEAM RECORDS

Career Regular-Season Wins – 97
 Consecutive Games Started – 176
 Career Pass Attempts – 5,917
 Season Pass Attempts – 661
 Game Pass Attempts – 65
 Career Pass Completions – 3,811
 Season Pass Completions – 437
 Game Pass Completions – 43
 Most Consecutive Completions – 22
 Career Comp. Percentage (min. 500 att.) – .644
 Season Comp. Percentage (min. 140 att.) – .695
 Single-Game Comp. Percentage (min 20 att.) – .900
 Career Passing Yards – 45,833
 Single-Game Passing Yards – 503
 300-Yard Games, Career – 51 (tie)
 300-Yard Games, Season – 8 (tie)
 Consecutive 300-Yard Games – 5
 400-Yard Games, Career – 8
 Career Touchdown Passes – 314
 Season Touchdown Passes – 34
 Most Consecutive Games with Touchdown Pass – 28
 Career Passer Rating (min. 500 att.) – 94.7
 Season Passer Rating (min. 300 att.) – 105.5

team MVP, both for the fifth time in his career. Rivers completed a team-record and NFL-leading 69.5 pct. of his passes for 4,478 yards and 32 touchdowns with 11 interceptions for a team record-tying 105.5 passer rating. He completed a team-record 378 passes and set a team record with three 400-yard passing games, becoming the first quarterback to throw for more than 400 yards in consecutive games. Rivers also passed for more than 390 yards four times, tying Marino (1984) and Joe Montana (1990) for the most in a season in NFL history. And in another historical context, Rivers joined Favre (2009) and Brees (2011) as the only quarterbacks in NFL history to complete at least 20 passes and 80 percent of their pass attempts three times in a season.

Rivers performed at an all-star level once again in 2014. He led the Chargers to nine wins, including an early-season victory over the defending Super Bowl champion Seattle Seahawks. That win over the Seahawks launched an NFL-record run of five straight games where Rivers posted a passer rating above 120, besting the previous mark of four games set by Johnny Unitas (1965) and Kurt Warner (2009). A Pro Bowl second-alternate, Rivers was named the team's most valuable player for the sixth time in his career after passing for 4,286 yards and 31 touchdowns.

There was no letup in Rivers' game in 2015 as he led the NFL and set new franchise marks for single-season completions (437) and attempts (661). The team's Most Valuable Player for the seventh time in his career and a Pro Bowl alternate, Rivers finished the 2015 season with 4,792 passing yards, second-most in the NFL, and second in a season in team history. He fell just 10 yards shy of matching Fouts' 1981 franchise record of 4,802 yards.

TRANSACTION HISTORY: First-round pick (4th overall) by New York Giants, April 24, 2004...traded to Chargers, April 24...signed six-year contract, Aug. 24...signed six-year extension thru 2015, Aug. 24, 2009...agreed to four-year extension thru 2019, Aug. 17, 2015

2016: Pro Bowl...originally second-alternate... Team Captain...FedEx Air NFL Player of Week after tying career high with four TD passes in 38-14 win over Jacksonville Sept. 18...completed 12 of 15 with two touchdowns in first half to help Bolts to 21-0 lead...two longest TD passes covered 44 and 45 yards...first game since Sept. 14, 2008 with two TD passes longer than 44 yards...late in game, 10-yard scramble on 3rd-and-5 sustained drive that ended with 45-yard TD pass to Travis Benjamin...threw first interception of season Oct. 2 vs. New Orleans...ended string of 141 pass attempts without interception to start season...was longest such stretch in franchise history...completed first nine passes of Saints game for 157 yards and two touchdowns...at halftime was 14 of 17 for 199 yards with two scores and 154.7 rating...tied career high with four touchdown passes Oct. 9 at Oakland...raised career total to 292 to move past Johnny Unitas (290) and Warren Moon (291) and into ninth place

all-time...passed for 359 yards for third straight 300-yard game...matched career high with three completions of 50 yards or longer (Oct. 25, 2009 at Kansas City)...hooked up with Hunter Henry for 59 yards, Travis Benjamin for 54 and Tyrell Williams for 50...marked first time since Oct. 20, 1968 versus Denver that three different Chargers receivers had catches of 50 yards or longer in game...11.97 yards per attempt average vs. Raiders was sixth-highest of career...helped Chargers overcome 17-point deficit (27-10) for 33-30 OT win at Atlanta Oct. 23...marked sixth-career win when trailing by 17 or more...team also trailed by seven entering fourth quarter (27-20) marking 22nd-career fourth-quarter comeback win...passed for season-high 371 yards, marking 49th-career 300-yard game...Oct. 30 at Denver, raised career pass attempts total to 5,631 and moved past Dan Fouts (5,604) for most in franchise history...Broncos game was 172nd of career, tying Quentin Jammer for eighth in team history...Nov. 6 in 43-25 win vs. Tennessee, played in 173rd career game, eighth in franchise history...finished first half of Titans game 16 of 20 for 176 yards and two touchdowns for 136.7 rating, 26th-career game with rating of 130.0 or higher in first half...three TD strikes to raise career total to 301 Nov. 13 vs. Miami and pass John Elway (300) for eighth all-time...300th TD pass was seven-yarder to Hunter Henry on 3rd-and-goal...posted 50th-career 300-yard game with 326 vs. Dolphins...tied career high with four interceptions, all in fourth quarter...three TD passes in 21-13 win at Houston Nov. 27...was 13-of-16 for 148 yards and two TDs (144.8 rating) in first half...went over 3,000 yards for season in first half, marking 11th-straight 3,000-yard campaign, tied for fourth-most in NFL history...Dec. 4 vs. Tampa Bay, passed for 225 yards to raise career total to 44,800 and move past Drew Bledsoe (44,611) for 12th all-time...also threw two TD passes vs. Buccaneers to raise season total to 25 for ninth-straight season of 25-plus, third-longest streak in NFL history...Dec. 11 at Carolina, played in 174th straight game, tying Mike Scifres for the third-longest streak in franchise history...longest completion vs. Panthers of 46 yards was 14th of season 40 yards or longer, tying career high (2010)...passed for 236 yards vs. Panthers to eclipse 45,000 career yards as he raised his total to 45,036...Dec. 18 vs. Oakland, played in 175th consecutive game, third in team history...opened Raiders game with 47-yard TD pass to Travis Benjamin...was 15th completion of season of 40 yards or longer for new career high...Dec. 24 at Cleveland, passed for 322 yards for 51st-career 300-yard game, tying Fouts' franchise record...during game, raised season yardage total to 4,117 for eighth-career 4,000-yard season, fourth in NFL history...threw two TD passes vs. Browns to raise season total to 31 for fifth-career 30-TD season, sixth in NFL history...longest pass of game was 50-yarder to Benjamin on first play from scrimmage...was 16th completion of season of 40 yards or longer, extending new career high...two touchdown passes Jan. 1 vs. Kansas City to raise season total to 33, second-highest of career.

2015: Pro Bowl fourth-alternate...Chargers Most Valuable Player...Team Captain...FedEx Air NFL Player of Week after throwing two touchdowns Sept. 13 vs. Detroit...tied Dan Fouts' team record for career touchdown passes (254)...was Rivers' 149th career game, compared to 181 Fouts played during his career...completed 83 percent (34 of 41) for 403 yards (103.6 rating)...yards were most by Chargers' QB on opening day in franchise history...was team-record seventh-career 400-yard game...team-record 20 straight completions to close out game, including last nine of third quarter and all 11 in fourth quarter while throwing for 229 yards and two touchdowns...completion percentage vs. Lions (83 percent) was fourth-highest of career and eighth-highest in franchise history...Chargers trailed 21-20 at start of fourth quarter to mark 21st career fourth-quarter come-from-behind victory...also overcame early 18-point deficit (21-3), which matched second-largest in team annals...Sept. 20 at Cincinnati, threw two touchdown passes (career No. 255 and 256) to set new franchise record and move into sole possession of 14th all-time...also moved past Sonny Jurgensen (255) for 14th all-time...vs. Bengals, had streak of 22 straight completions (dating to Sept. 13) come to end...tied for third-longest streak in NFL history (Joe Montana-1987, Mark Brunell-2006, David Carr-2006 and Matt Ryan-2012)...passed for 241 yards vs. Bengals to move past Donovan McNabb for 18th on NFL's all-time passing yardage list...**AFC Offensive Player of Week and FedEx Air NFL Player of Week** after completing 23 of 38 for 358 yards with the three touchdowns and no interceptions (118.1 rating) in 30-27 win vs. Cleveland Oct. 4...made 148th consecutive start in Browns game, tying Russ Washington's franchise record...was 40th-career three-touchdown game...drove team eight plays and 57 yards over final 2:09 of game for game-winning 34-yard field goal as time expired...marked 25th-career game-winning drive in fourth quarter or overtime...set new team record with 149th consecutive start on ESPN's Monday Night Football Oct. 12 vs. Pittsburgh...two touchdown passes vs. Steelers to increase career total to 262 and move past Dave Krieg (261) and into 13th all-time...threw for 365 yards vs. Steelers and raised career total to 38,269 to pass Boomer Esiason (37,920) and Krieg (38,147) for 17th all-time...was 40th-career 300-yard game...**FedEx Air NFL Player of Week** after making 150th consecutive start and setting franchise records for attempts (65), completions (43) and yards (503) Oct. 18 at Green Bay...was first 500-yard game in franchise history and 17th in NFL history...eighth-career 400-yard game, extending team record...became fourth quarterback in NFL history to start 150 straight games...passed for 336 yards Oct. 25 vs. Oakland and tied team record with fourth-straight 300-yard game...passed for 301 yards Nov. 1 at Baltimore for team-record fifth-straight 300-yard passing game...Fouts held previous mark (four games)...completed 28 of 37 with three touchdowns and no interceptions for season-high 126.1 passer rating, including 19 of 22 for 157 yards and two touchdowns in

first half...70-yard touchdown pass to Malcom Floyd in third quarter was third-longest of career...Nov. 9 vs. Chicago, went over 3,000 yards for 10th-consecutive season...set franchise-record for career completions Nov. 22 vs. Kansas City, passing Fouts (3,297)...tied career-high with four touchdown passes Nov. 29 at Jacksonville to raise career total to 275 and move past Joe Montana (273) and into tie with Vinny Testaverde for 11th all-time...passed for exactly 300 yards vs. Jaguars to raise career total to 40,166 and become 17th player in NFL history with 40,000 career yards...reached 40,000 in 159 career games, fourth-fastest in NFL history...made perhaps biggest play of game with feet, scrambling eight yards for first down on 4th-and-7 play to sustain touchdown drive that gave Bolts 31-19 lead...passed for 263 yards Dec. 13 at Kansas City to raise career total to 40,631 and move past Hall of Fame quarterback Joe Montana (40,551) for 15th on NFL's all-time passing yardage list...three touchdown passes, all to Danny Woodhead, Dec. 20 vs. Miami, raising season total to 26 for eighth-straight 25-TD season...joined Peyton Manning (13, 1998-2010) and Drew Brees (10, 2006-15) as only QBs in NFL history with at least eight-straight 25-TD seasons...passed for 311 yards against Dolphins to raise his career total 40,942 and pass Kerry Collins (40,922) for 14th all-time...Dolphins game marked eighth 300-yard game of season, tying Fouts' (1980) team record...raised season total to 4,287 yards for seventh-career 4,000-yard season, fourth-most in NFL history behind Peyton Manning (14), Drew Brees (10, including 2015) and Tom Brady (8, including 2015)...surpassed 4,500 passing yards for team-record third time in career Dec. 24 at Oakland...passed for 228 yards in Jan. 3 season finale at Denver to finish season with 4,792 yards, second in team history and 10 yards shy of franchise single-season mark. **2014: Chargers Team MVP...Pro Bowl second alternate...Team Captain**...franchise-record 379 completions...fourth in NFL in completion percentage (66.5), eighth in yards (4,286) and touchdown passes (31), and sixth in third-down pass efficiency (105.4)...**No. 34 on NFL Network's list of Top 100 players at start of season...AFC Offensive Player of the Month (September)...FedEx Air NFL Player of Week** after 30-21 home win over defending Super Bowl Champion Seattle Seahawks Sept. 14...completed 28 of 37 (75.7 pct.) for 284 yards with three touchdowns, all to Antonio Gates, for rating of 124.2...ran career-high 11 times vs. Seahawks...two touchdown passes Sept. 21 at Buffalo to tie own team record of 23 straight games with TD pass...completed 18 of 25 (72.0 pct.) and rating of 131.4 vs. Bills...**FedEx Air NFL Player of Week** after team-record 24th straight game with touchdown pass Sept. 28 vs. Jacksonville...completed 29 of 39 (74.4 pct.) for 377 yards with three touchdowns and no interceptions for a 130.0 rating...third straight game with rating above 120.0, tying longest stretch of career (2008 and '11) and third straight game completing better than 72.0 percent...threw touchdown passes of 43 and 47 yards to Eddie Royal and 24 yards to Malcom Floyd for first-career game with

three touchdowns of 24 yards or longer...completed 71.4 percent (20 of 28) in 31-0 win over New York Jets Oct. 5...fourth straight game with completion percentage above 70, tying longest stretch of career...passed for 288 yards with three touchdowns for passer rating of 125.3, NFL-record fourth straight game with rating above 120 (min. 20 att.)...second quarter interception ended streak of 128 consecutive passes without pick, dating to first half of Sept. 8 season opener at Arizona...extended team record streak of games with touchdown pass to 25...final TD pass of game was 233rd of career to pass Steve Young (232) for 23rd all-time...three touchdown passes and 313 yards in 31-28 win at Oakland Oct. 12 for fifth-straight multi-TD game, tying best stretch of career...also extended NFL-record streak of games with passer rating over 120 to five...went 7 of 10 for 104 yards and three touchdowns on third down...TD passes were 234th-236th of career to pass Donovan McNabb (234) and tie George Blanda (236) for 21st all-time...completed 64.7 percent vs. Raiders, ending streak of games with completion percentage above 70 at four, tying longest stretch of career...threw 237-238th touchdown passes of career Oct. 19 vs. Kansas City to pass Jim Kelly (237) for 20th all-time...sixth-straight multi-TD game, tying Dan Fouts (1981) for most in team history...NFL-record streak of five straight games with passer rating over 120.0 came to end, but passed for 205 yards to raise career total to 34,330 and pass Steve DeBerg (34,241) for 25th all-time...three touchdowns Oct. 23 at Denver to raise career total to 241 and pass Len Dawson (239) for 19th all-time...was franchise-record seventh-consecutive multi-TD game...30 completions vs. Broncos to raise career total to 2,831 and pass Johnny Unitas (2,830) for 25th all-time...team-record streaks of 83-straight games with touchdown pass and seven-straight multi-TD games both ended Nov. 2 at Miami...first game without TD pass since Dec. 2, 2012...during Dolphins game, moved past Jim Hart (34,665 yards) and Matt Hasselbeck (34,667) and into 23rd on NFL's all-time passing list...Nov. 16 vs. Oakland, passed Jim Everett (34,837) for 22nd on all-time yardage list...season-high .829 completion percentage (29 of 35) Nov. 23 vs. St. Louis...14 of 15 for 185 yards and touchdown in second half, including 7-of-7 for 92 yards in third quarter...during game, went over 35,000 passing yards for career...season-high 383 yards and three touchdowns in 34-33 win at Baltimore Nov. 30...led team back from two 10-point deficits in fourth quarter...down 30-20 with 6:13 left, led 77-yard drive capped by 23-yard touchdown pass to Keenan Allen...then down 33-27, led game-winning 80-yard drive in 1:44 and threw game-winning one-yard TD pass to Royal with 38 seconds left...8 of 8 for 156 yards on third down vs. Ravens...raised career touchdown total to 246 and passed John Hadl (244) for 18th all-time...also in Ravens game, raised career yardage total to 35,587 and moved into 20th all-time, passing Carson Palmer and Jim Kelly...made 140th straight start in Baltimore, tying Walt Sweeney for second-longest streak in team history...threw 248th career touch-

down pass Dec. 14 vs. Denver to pass Boomer Esiason (247) for 17th all-time list...**AFC Offensive Player of Week, FedEx Air NFL Player of Week and Monday Morning Quarterback Offensive Player of the Week** after leading Chargers to 38-35 overtime win at San Francisco on Dec. 20...was 20th-career fourth-quarter come-from-behind win...led Bolts from two 21-point deficits, tied for highest in franchise history (Nov. 12, 2006 at Cincinnati), and 35-21 deficit in fourth quarter...tied career-high with four touchdown passes including three in second half and two in final 5:15 to send game to overtime...led 85 and 80-yard touchdown drives in final 8:55, including game-tying 11-yard touchdown pass to Floyd with 29 seconds remaining...during game-tying drive, completed 17-yard 4th-and-7 pass to Royal and 17-yard 4th-and-10 pass to Dontrelle Inman...also completed 3,000th career pass on drive...then proceeded to lead nine-play, 40-yard game-winning drive in OT...career-high 54 pass attempts in game...with four TD passes vs. 49ers, raised career total to 252 to become 17th QB in NFL history with 250 and passed Drew Bledsoe (251) for 16th all-time...topped 4,000 yards for sixth time of career, extending franchise record, during Dec. 28 season finale at Kansas City...tied Dan Marino and Brett Favre for sixth-most 4,000-yard seasons in NFL history. **2013: Pro Bowl... Associated Press and PFWA Comeback Player of the Year...Chargers Team MVP...Team Captain**...three touchdown passes in first half of Sept. 9 season-opener vs. Houston...fourth-career game with three TDs in first half and second against Texans (Oct. 28, 2007 at Houston)...four total TD passes for fifth-career four-TD game and second versus Texans (Nov. 7, 2010 at Houston)...**AFC Offensive Player of Week** after leading Chargers to 400th win in franchise history, 33-30, Sept. 15 at Philadelphia...led late fourth-quarter game-winning nine-play, 51-yard field goal drive, consuming 1:44 and ending with seven seconds left in game...419 yards passing for fourth-career 400-yard game...completed first 10 passes and then-career-high 36 in game (second-most in team history)...threw three TD passes to Eddie Royal...20 of 24 for second-highest single-game completion percentage (83.3) Sept. 22 at Tennessee...**AFC & Monday Morning Quarterback Offensive Player of Week** after 401 yards in 30-21 win vs. Dallas Sept. 29...fifth-career 400-yard game...completed 83.3 pct. (35 of 42) vs. Cowboys, highest in NFL history for 400-yard passing game...first QB in NFL history with completion percentage above 80.0 (min. 20 attempts) in consecutive games...threw 198-200th touchdown passes of career to become NFL's 34th all-time and sixth-fastest (120 games) with 200...threw 200th to Antonio Gates (56 yards) in fourth quarter...Gates also on receiving end of Rivers' 100th TD pass against Cowboys Dec. 13, 2009...completed all 12 third-quarter passes to cap stretch of 13 straight, tied for third-most in team history...411 yards Oct. 6 at Oakland to become first QB in team history with back-to-back 400-yard games...team-record third 400-yard game of season and sixth of career, tying Fouts for most in team history...threw

Continued next page

201-202nd touchdown passes of career to pass John Hadl (201) for second in team history...game ball from Head Coach Mike McCoy after 24-6 win at Jacksonville Oct. 20...completed first 14 passes of game, his most-ever at start of game...also completed last two passes of previous week's game as 16 straight completions set new team mark...completed 84.6 percent (22 of 26) vs. Jaguars, second-highest of career, for third game of season with completion percentage higher than 80.0...eclipsed 30,000 career yards during game to become fifth-fastest player in NFL history (123 games)...**FedEx Air NFL Player of Week** after 392 yards and three touchdowns, including 26-yard game-winner to Seyi Ajirotutu with 24 seconds left in fourth quarter of 41-38 win at Kansas City Nov. 24...also threw season-long 60-yard TD pass to Ladarius Green in fourth quarter...led Chargers to 31 second-half points, including 17 in fourth quarter...went 11 of 13 for 199 yards and touchdown on third downs...fourth game of season with at least 390 yards, tying for most in season in NFL history...252 yards Dec. 1 vs. Cincinnati to raise season total to 3,633 for team-record, sixth-straight 3,500-yard season...season-high 137.4 passer rating in 37-14 win over New York Giants Dec. 8...completed 75 percent (21 of 28) with three TDs and no INTs...raised season touchdown total to 26, marking sixth-straight 25-TD season...led 6-7 Chargers to 27-20 upset win over 11-2 Broncos on short week in Dec. 12 NFL Network Thursday Night game at Sports Authority Field...topped 4,000 yards for season for team-record fifth-career 4,000-yard season...Dec. 22 vs. Oakland, threw TD pass in 19th-straight game, tying John Hadl (1966-67) for third-longest streak in team history...led Chargers to playoffs for first time since 2009 with 27-24 overtime win against Kansas City Dec. 29...helped Bolts overcome 10-point deficit in fourth quarter and led 16-play, 62-yard drive in OT for game-winning points...three touchdowns in game to raise season total to 30 for third-career 30-TD campaign...20th-straight game with touchdown pass, tying Fouts (1979-80) for second-longest streak in team history...led Bolts to Jan. 5 Wild Card Playoff win at Cincinnati, first playoff win since 2008 season...two 16-yard TD passes to Keenan Allen in fourth quarter of Jan. 12 Divisional Playoff loss at Denver. **2012:** 100th-career and 100th-straight start Sept. 30 at Kansas City...first completion was 2,000th of career...surpassed 25,000 career yards in Chiefs (104th career game) to become seventh fastest to 25,000...season-high 354 yards Oct. 7 at New Orleans...first-career four-interception game Oct. 15 vs. Denver...team-record 90.0 completion percentage (18 of 20) Nov. 1 vs. Kansas City in NFL Network Thursday Night game...sixth QB in NFL history to complete 90 percent in game (min. 20 att.)...completed first 13 passes and first incompleton was intentionally thrown out of back of end zone...career-high 148 yards in first quarter Nov. 11 at Tampa Bay...ended first half 16 of 18 for 218 yards with three touchdowns and no interceptions for 156.7 rating...passed for 228 yards Nov. 25 vs. Baltimore to raise career total to 27,105 and pass Hadl (26,938) for

second in team history...season-high passer rating (142.0) Dec. 30 vs. Oakland. **2011: Pro Bowl...Chargers Team MVP...**335 yards Sept. 11 vs. Minnesota for most in season opener...led 13th-career fourth-quarter comeback with 19-yard TD pass with 5:01 remaining...went over 20,000 career yards Sept. 18 at New England...two-yard rush TD Oct. 9 at Denver...tied career high with four TD passes Nov. 6 vs. Green Bay...finished with 385 yards, then-fourth-highest of career...three interceptions vs. Packers to end NFL-record streak of games started at start of career without three-INT game at 90...previous mark (57) was set by Hall of Fame QB Joe Montana...Nov. 20 at Chicago, threw 150-151st TD passes of career...went over 3,000 yards during Bears' game for sixth-straight 3,000-yard season...season-high 146.1 passer rating in 38-14 win at Jacksonville Dec. 5 on ESPN's Monday Night Football...included 52-yard TD pass to Floyd...finished game with 1,842 career completions to pass Hadl (1,824) for second in team history...went over 4,000 yards for team-record fourth-straight season on NBC's Sunday Night Football Dec. 18 vs. Baltimore...late fourth quarter INT Dec. 24 at Detroit was first since Nov. 20, ending career-best 170-straight passes without pick, second-longest stretch in team history. **2010: Pro Bowl...NFL Alumni Association quarterback of Year...Chargers Team MVP...USA Today Chargers MVP...**334 yards vs. Jacksonville Sept. 19, 16th-career 300-yard game, tying Hadl for second in team history...team-record 455 yards Sept. 26 at Seattle on career-high 53 attempts...increased career yardage to 16,279 to pass Stan Humphries (16,085) for third in team history...**AFC Offensive Player of Month (October)** after passing for 1,562 yards, NFL record for October...148.1 passer rating Oct. 3 vs. Arizona was second-highest of career...431 yards Oct. 10 at Oakland was ninth in team history, including career-high 290 in first half...22 completions Oct. 17 at St. Louis to move past Humphries (1,335) for third in team history...Oct. 31 vs. Tennessee, 305 yards to raise season total to 2,649, most in NFL history for first eight games of season (Fouts—2,580 in 1982)...tied career-high with four TDs Nov. 7 at Houston...137.2 passer rating was season-high on road...passed Steve Young (96.8) as NFL's all-time career passer rating (96.9) leader...second-straight four-TD game Nov. 22 vs. Denver to become third QB in team history (Drew Brees, 2004 and Dan Fouts, 1985) with consecutive four-TD games...completed then-career-high 82.6 percent Nov. 28 at Indianapolis...23-game streak with touchdown pass ended vs. Colts...was then-team-record and longest-active in NFL...25th TD Dec. 12 vs. Kansas City to become first Chargers QB with 25 touchdowns three straight seasons...88th touchdown since '08 marked most by Chargers' quarterback in three-year stretch (Fouts—87, 1979-81)...24 attempts vs. Kansas City to pass Humphries (2,350) for third in team history...went over 4,000 yards Dec. 16 vs. San Francisco for third straight year, matching Fouts' team record (1979-81)...1,500th career completion vs. 49ers...150.5 rating in game, second-highest of career...started Pro Bowl Jan. 30 at

Aloha Stadium and went 17 of 26 for 192 yards with two touchdowns and two interceptions. **2009: Pro Bowl, Dallas Morning News' NFL MVP, Chargers Team MVP**...game ball Sept. 14 at Oakland after leading game-winning touchdown drive of 89 yards in nine plays over final 2:30...6-of-7 for 79 yards on game-winning drive...finished quarter with 144.4 rating...then-career-high 436 yards vs. Baltimore Sept. 20, tying Fouts, who was at stadium working as analyst for CBS...included career-long 81-yard first-quarter touchdown pass to Darren Sproles for ninth-longest pass play in team history...Oct. 25 at Kansas City, career TD passes 86-88th to move into third on team's all-time list...included 58-yarder to Sproles... Nov. 1 vs. Oakland, streak of 143 passes without interception halted off tipped pass...first INT since Sept. 20, four-plus games...game ball after game-winning 18-yard touchdown pass to Vincent Jackson with 0:21 left for 21-20 win at New York Giants Nov. 8...game ball Nov. 15 vs. Philadelphia after completing then-career-high 80.0 percent and 131.8 rating... **AFC Offensive Player of Month (December)**... game ball after season-high 140.8 passer rating Dec. 6 at Cleveland...game ball Dec. 13 at Dallas...100th career TD pass (14 yards to Antonio Gates) to tie as NFL's eighth-fastest to 100 (65 games)...game ball after leading game-winning 46-yard FG drive with 0:51 left Dec. 20 vs. Cincinnati...game-winning kick was 52 yards...Oakland win at Denver minutes later clinches fourth-straight AFC West title...game ball Dec. 25 at Tennessee after clinching No. 2 seed in playoffs and surpassing 4,000 yards for season...132.1 rating vs. Titans for fourth 130-plus game of season...did not play in Pro Bowl (injury). **2008: Pro Bowl first-alternate...Chargers Offensive Player of Year and co-MVP...Chargers Alumni Offensive Player of Month (September)**...second in NFL in third-down (110.7) and fourth quarter (111.7) passer rating...season-high 377 yards Sept. 14 at Denver... **Fed Ex Air NFL Player of Week** after 48-29 victory vs. New York Jets on ESPN's MNF Sept. 22...first pass intercepted and returned for touchdown, but completed next 19 of 24 for 250 yards and three touchdowns... **Fed Ex Air NFL Player of Week** vs. New England on NBC's SNF Oct. 12...first-career 300-yard game (306) at Qualcomm Stadium and season-high passer rating (141.9)...two second-half TD passes in 20-19 win over Kansas City Nov. 9...316 yards vs. Chiefs for first back-to-back 300-yard games by Charger since John Friesz (1991)...led game-winning 14-play, 94-yard drive in 8:28, going 8-of-8 for 75 yards...no touchdowns Nov. 16 at Pittsburgh, ending 16-game streak, tied with Hadl for third-longest in team history... **AFC Offensive Player of Month (December)** after completing 66.1 percent for 1,054 yards with 11 TDs and just one INT for lofty 120.3 rating... **Offensive Player of Week by AFC and Sports Illustrated.com** after 22-21 win Dec. 14 at Kansas City...rallied team from 21-10 deficit in final 4:55 of fourth quarter, going 19 of 25 for 199 yards with two TDs and no INTs while directing touchdown drives of 89 and 61 yards...game-winning touchdown pass to Jackson (10 yards) with 0:36

left... **ESPN.com Game Ball** after career-high four TDs in 41-24 win at Tampa Bay Dec. 21...rallied team from 24-20 fourth-quarter deficit with TD passes of five and 32 yards...clinched third-straight AFC West title in 52-21 win over Denver Dec. 28...rallied Chargers from 17-14 deficit in fourth quarter of Wild Card vs. Indianapolis for 23-17 OT win...directed game-tying field goal drive late in fourth quarter and game-winning touchdown drive on first series of overtime. **2007: Chargers co-Most Inspirational Player**...completed first 15 passes Sept. 23 at Green Bay, tying Fouts' team record...16th pass was intentional throwaway through back of end zone... **AFC Offensive Player of Week and FedEx Air NFL Player of Week** after season-best 151.4 passer rating Oct. 7 at Denver...first-career rush touchdown and perfect 8-of-8 for 160 yards and two TDs (158.3) in third quarter vs. Broncos...game ball after three-TD game Nov. 25 vs. Baltimore...injured (knee) in second quarter at Tennessee Dec. 9, but returned in third quarter and threw two fourth quarter TD passes to lead come-from-behind victory in OT...led team back from 17-3 fourth quarter deficit, capping 80-yard game-tying drive with touchdown to Gates with 0:09 remaining...game ball after 292 yards in Jan. 6 Wild Card win vs. Tennessee...25-yard touchdown to Jackson in third quarter gave Chargers first lead of game...4-of-4 for 55 yards on touchdown drive and 9-of-10 for 137 yards and touchdown (152.1) in third quarter...left Jan. 13 Divisional Playoff win at Indianapolis on last play of third quarter after hurting knee while throwing screen pass to Sproles for 56-yard touchdown catch-and-run for 21-17 lead...started and played entire AFC Championship Game Jan. 20 at New England with torn ACL in right knee. **2006: Pro Bowl...Chargers Offensive Player of Year**...led NFL in fourth quarter (116.6) and second half (99.3) passer rating...first-career start Sept. 11 at Oakland on ESPN's MNF and led Chargers to 27-0 win...8-of-11 (.727) for 133.0 passer rating, second-highest completion percentage and third-highest rating for NFL quarterback making first career start in season opener (since 1995)... **Chargers Alumni Player of Week** after 40-7 win vs. Tennessee Sept. 17... **Sports Illustrated's "Who's Hot"** after 23-13 win vs. defending Super Bowl Champion Steelers Oct. 8... **AFC Offensive Player of Week and FedEx Air NFL Player of Week** after 334 yards, first-career 300-yard game, and two TDs Oct. 15 at San Francisco...13 straight completions in first half, good for 195 yards and two TDs, including 57-yarder to Gates and 33-yarder to Jackson...completed 14 of first 15...lone incompletion was intentional throwaway...led four scoring drives in game without incompletion, including three touchdown drives...9-of-10 for 142 yards and touchdown on third down plays... **NBC Football Night in America Player of Day and Sports Illustrated.com Offensive Player of Week** after 337 yards and three touchdowns in 49-41 come-from-behind win at Cincinnati Nov. 12, including first-half deficits of 21-0 and 28-7...led squad to team-record 42 points in second half...three touchdown passes in second half...19-of-25 for 291 yards

Continued next page

and three touchdowns after falling behind 21-0 and three incompletions were throwaways...6-of-6 on touchdowns inside red zone...8-of-8 for 93 yards and touchdown (154.7) on 3rd downs in second half...led Chargers from 17-point deficit in 35-27 win at Denver Nov. 19...battled back after interception returned 31 yards for touchdown to give Broncos 24-7 lead... led early 99-yard drive, Bolts' longest since Nov. 25, 2001...fourth pass of game was picked, ending streak of 125 consecutive passes without interception, then longest-active streak in NFL...was first interception since Oct. 22...picture-perfect 37-yard game-winning touchdown pass to Jackson in rain with 0:29 left in fourth quarter Dec. 24 at Seattle...despite foot sprain, season-high 79.2 pct. vs. Arizona Dec. 31...9 of 10 for 135 yards and two touchdowns (158.3) in second quarter...played through foot sprain in Jan. 14 playoffs vs. New England...did not play in Pro Bowl (foot). **2005:** Took over for Drew Brees (injured) in second quarter of Dec. 31 season finale vs. Denver...led team on 10-play, 69-yard touchdown drive on first series. **2004:** Played second half vs. Kansas City Jan. 2 and threw first-career touchdown pass to Malcom Floyd.

COLLEGE: Seventh in Heisman Trophy voting as

senior...NCAA-record 51 career starts...seventh quarterback in NCAA history and first in ACC with three 3,000-yard seasons...2003 ACC Player of Year and first-team All-ACC after leading NCAA with 72.0% completion percentage and 170.5 rating...second in NCAA in yards (4,491) and total offense (353.9 ypg)...MVP of '03 Tangerine Bowl after career-high 475 yards and school-record tying five touchdowns in 56-26 win over Kansas...second-team All-ACC as junior..."Award of Distinction" from Columbus Touchdown Club...co-Governor's Award as team MVP...MVP of '02 Gator Bowl vs. Notre Dame... CNN/Sports Illustrated National Player of Week after five-touchdown game vs. Navy in '02...honorably mention All-ACC as sophomore and MVP of Citrus Bowl...ACC Rookie of Year and Academic All-ACC in '00...Newcomer of Year by ABC Sports...Freshman of Year by Football News and Columbus Touchdown Club...MVP of '00 Micron PC Bowl...ACC Player of Week once, ACC Offensive Back of Week twice and league-record ACC Rookie of Week eight times... played at North Carolina State from 2000-03... degree in business.

PERSONAL: Born in Decatur, Ala. ...Alabama Player of Year as senior at Athens (Ala.) High.

Regular Season		Passing				Sacks-			Pass		Rush		
Year	Team	G-S	Att.-Comp.	Yards	Pct.	TD	Int.	Long	Lost	Rating	Att.-Yds	Long	TD
2004	San Diego	2-0	8-5	33	.625	1	0	13t	1-10	110.9	4-(-5)	0	0
2005	San Diego	2-0	22-12	115	.545	0	1	22	3-16	50.4	1-(-1)	-1	0
2006	San Diego	16-16	460-284	3,388	.617	22	9	57t	27-144	92.0	48-49	15	0
2007	San Diego	16-16	460-277	3,152	.602	21	15	49t	22-163	82.4	29-33	10	1
2008	San Diego	16-16	478-312	4,009	.653	34	11	67	25-151	105.5	31-84	11	0
2009	San Diego	16-16	486-317	4,254	.652	28	9	81t	25-167	104.4	26-50	15	1
2010	San Diego	16-16	541-357	4,710	.660	30	13	59t	38-227	101.8	29-52	14	0
2011	San Diego	16-16	582-366	4,624	.629	27	20	58	30-198	88.7	26-36	15	1
2012	San Diego	16-16	527-338	3,606	.641	26	15	80t	49-311	88.6	27-40	11	0
2013	San Diego	16-16	544-378	4,478	.695	32	11	60t	30-150	105.5	28-72	18	0
2014	San Diego	16-16	570-379	4,286	.665	31	18	59	36-189	93.8	37-102	17	0
2015	San Diego	16-16	661-437	4,792	.661	29	13	80t	40-264	93.8	17-28	8	0
2016	San Diego	16-16	578-349	4,386	.604	33	21	59	36-188	87.9	14-35	10	0
Totals		180-176	5,917-3,811	45,833	.644	314	156	81t	362-2,178	94.7	317-575	18	3

Postseason		Passing				Sacks-			Pass		Rush		
Year	Team	G-S	Att.-Comp.	Yards	Pct.	TD	Int.	Long	Lost	Rating	Att.-Yds	Long	TD
2006	San Diego	1-1	32-14	230	.438	0	1	58	3-26	55.5	3-3	2	0
2007	San Diego	3-3	86-52	767	.605	4	4	56t	2-14	85.8	4-(-2)	1	0
2008	San Diego	2-2	71-41	525	.577	3	2	62t	8-60	83.4	2-13	12	0
2009	San Diego	1-1	40-27	298	.675	1	2	37	2-15	76.9	3-4	3	1
2013	San Diego	2-2	43-30	345	.698	3	0	49	5-29	116.9	5-14	6	0
Totals		9-9	272-164	2,165	.603	11	9	62t	20-144	85.2	17-32	12	1

Regular-Season Single-game Highs

Attempts — 65 at Green Bay Oct. 18, 2015
 Completions — 43 at Green Bay Oct. 18, 2015
 Yards — 503 at Green Bay Oct. 18, 2015
 Passing TDs — 4 (9 times) Last: at Oak Oct. 9, 2016
 Interceptions — 4 (twice) Last: vs. Miami Nov. 13, 2016
 Long — 81t vs. Baltimore Sept. 20, 2009
 Long Touchdown — 81t vs. Baltimore Sept. 20, 2009
 Completion Percentage — .900 vs. Kansas City Nov. 1, 2012
 Passer Rating — 151.4, at Denver Oct. 7, 2007

Postseason Single-game Highs

Attempts — 40 vs. New York Jets Jan. 17, 2010
 Completions — 27 vs. New York Jets Jan. 17, 2010
 Yards — 308 at Pittsburgh, Jan. 11, 2009
 Passing TDs — 3 (twice) Last: at Pittsburgh Jan. 11, 2009
 Interceptions — 2 (twice) Last: vs. N.Y. Jets Jan. 17, 2010
 Long — 62t at Pittsburgh, Jan. 11, 2009
 Long Touchdown — 62t at Pittsburgh, Jan. 11, 2009
 Completion Percentage — 75.0 at Cincinnati Jan. 5, 2014
 Passer Rating — 133.2 at Indianapolis, Jan. 13, 2008

Philip Rivers, cont.

2008 Game-By-Game Passing

Date	Opp.	A-C	Yards	Pct.	TD	IN	LG	S-L	Rating	TDs
09/07 Car (L)*		27-17	217	630	3	0	44t	1-6	125.1	44, 24, 5
09/14 at Den (L)*		33-21	377	636	3	1	67	1-1	120.4	48, 15, 66
09/22 NYJ (W)*		25-19	250	760	3	1	60	0-0	130.0	1, 27, 6
09/28 at Oak (W)*		25-14	180	560	1	2	26	4-26	58.8	9
10/05 at Mia (L)*		28-13	159	464	1	0	42	2-17	76.3	17
10/12 NE (W)*		27-18	306	667	3	0	59	0-0	141.9	49, 4, 1
10/19 at Buf (L)*		29-22	208	759	2	1	23	2-17	103.8	14, 12
10/26 at NO (L)*		40-25	341	625	3	1	32	0-0	104.3	12, 12, 14
11/09 KC (W)*		36-27	316	570	2	2	31	2-8	96.5	5, 8
11/16 at Pit (L)*		26-15	164	577	0	2	26	2-12	44.4	
11/23 Ind (L)*		31-24	288	774	2	0	39t	2-14	126.8	39, 31
11/30 Atl (L)*		30-17	149	567	0	0	18	3-18	70.0	
12/04 Oak (W)*		22-10	214	455	3	0	59t	0-0	120.1	59, 8, 18
12/14 at KC (W)*		48-34	346	708	2	1	42	3-20	96.4	4, 10
12/21 at TB(W)*		31-21	287	677	4	0	32t	1-7	136.7	11, 15, 5, 32
12/28 Den (W)*		20-15	207	550	2	0	37	2-5	141.0	12, 13
Totals		478-3124,009	653	34	11	67	25-151,105.5			
01/03 Ind (W)*		36-20	217	556	0	1	30	4-27	61.9	
01/11 at Pit (L)*		35-21	308	600	3	1	62t	4-33	105.4	41, 4, 62
Totals		71-41	525	577	3	2	62t	8-60	83.4	

2007 Game-By-Game Passing

Date	Opp.	A-C	Yards	Pct.	TD	IN	LG	S-L	Rating	TDs
09/09 Chi (W)*		31-22	190	710	0	1	20	3-21	73.3	
09/16 at NE (L)*		30-19	179	633	2	2	22	3-30	74.2	1, 12
09/23 at GB (L)*		36-27	306	750	3	1	27t	2-15	116.2	27, 9, 21
09/30 KC (L)*		42-21	211	500	2	2	39	1-11	44.8	
10/07 at Den (W)*		18-13	270	722	2	0	45	0-0	151.4	9, 15
10/14 Oak (W)*		21-14	156	667	0	1	28	0-0	68.8	
10/28 Hou (W)*		11-7	130	636	3	0	49t	1-2	143.9	49, 31, 14
11/04 at Min (L)*		42-19	197	452	0	1	22	1-10	49.4	
11/11 Ind (W)*		24-13	104	542	0	2	19	2-18	30.6	
11/18 at Jax (L)*		40-22	309	550	1	2	44	0-0	67.6	24
11/25 Bal (W)*		35-25	249	714	3	0	35t	0-0	119.8	35, 5, 25
12/02 at KC (W)*		21-10	157	476	1	1	40	3-18	68.9	38
12/09 at Ten (W)*		40-21	228	525	2	2	29	4-28	65.4	7, 2
12/16 Det (W)*		21-14	142	667	1	0	28	0-0	101.7	1
12/24 Den (W)*		25-17	189	680	1	0	30	1-3	103.6	14
12/30 at Oak (W)*		23-13	135	565	2	0	21	1-7	102.6	7, 19
Totals		460-2773,152	602	21	15	49t	22-163	82.4		
01/06 Ten (W)*		30-19	292	633	1	1	39	1-10	92.6	25
01/13 at Ind (W)*		19-14	264	737	3	1	56t	0-0	133.2	14, 30, 56
01/20 at NE (L)*		37-19	211	514	0	2	21	1-4	46.1	
Totals		86-52	767	605	4	4	56t	2-14	85.8	

2006 Game-By-Game Passing

Date	Opp.	A-C	Yards	Pct.	TD	IN	LG	S-L	Rating	TDs
09/11 at Oak (W)*		11-8	108	727	1	0	38	0-0	133.9	4
09/17 Ten (W)*		35-25	235	714	1	0	28	0-0	99.1	12
10/01 at Bal (L)*		22-13	145	591	1	1	31t	1-11	75.0	31
10/08 Pit (W)*		37-24	242	649	2	1	25	4-20	90.1	9, 22
10/15 at SF (W)*		39-29	334	744	2	0	57t	0-0	116.8	57, 33
10/22 at KC (L)*		43-25	266	581	2	1	37t	4-15	82.1	1, 37
10/29 St. L (W)*		23-15	206	652	1	0	27	1-3	108.2	25
11/05 Cle (W)*		28-19	211	679	0	0	28	3-20	90.0	
11/12 at Cin (W)*		36-24	338	667	3	0	46t	3-14	124.5	46, 9, 5
11/19 at Den (W)*		26-19	222	731	2	2	51t	1-5	92.1	51, 5
11/26 Oak (W)*		31-14	133	452	0	1	27	1-2	44.2	
12/03 at Buf (W)*		29-17	160	586	1	0	26	3-22	85.4	11
12/10 Den (W)*		23-15	279	652	2	0	55	1-3	136.0	12, 7
12/17 KC (W)*		23-8	97	348	0	2	46	2-9	12.4	
12/24 at Sea (W)*		30-10	181	333	2	0	38	1-9	77.2	9, 37
12/31 Ari (W)*		24-19	231	792	2	1	33t	2-11	117.2	33, 14
Totals		460-2843,388	617	22	9	57t	27-144	92.0		
01/14 NE (L)*		32-14	230	438	0	1	58	3-26	55.5	

2005 Game-By-Game Passing

Date	Opp.	A-C	Yards	Pct.	TD	IN	LG	S-L	Rating	TDs
11/20 Buf		0-0	0	000	0	0	0	0-0	0.0	
12/31 Den		22-12	115	545	0	1	22	3-16	50.4	
Totals		22-12	115	545	0	1	22	3-16	50.4	

2004 Game-By-Game Passing

Date	Opp.	A-C	Yards	Pct.	TD	IN	LG	S-L	Rating	TDs
11/07 NO		0-0	0	000	0	0	0	0-0	0.0	
01/02 KC		8-5	33	625	1	0	13t	1-10	110.9	13

* Denotes starter + Denotes postseason game

Passing Stats by Opponent (W-L as starter) - Playoffs Included

Opp.	Gms	A-C	Yards	Pct.	TD	IN	LG	S-L	Rating	W-L
Arizona	3	80-55	710	688	5	2	34	3-21	106.8	2-1
Atlanta	3	112-65	693	580	1	3	49	8-50	68.0	1-2
Baltimore	7	243-165	2,012	679	14	4	81t	12-83	105.5	3-4
Buffalo	5	116-81	864	698	8	1	49	9-69	110.7	3-1
Carolina	3	89-54	574	607	6	3	46	12-49	87.9	0-3
Chicago	3	104-69	750	663	3	3	47	5-39	85.0	1-2
Cincinnati	7	242-157	1,803	649	11	6	46t	17-95	92.0	3-4
Cleveland	5	171-101	1,418	591	7	1	68	7-45	97.1	3-2
Dallas	2	74-56	673	757	4	2	56t	2-11	109.8	2-0
Denver	24	733-451	5,521	615	38	22	80	61-365	89.5	11-12
Detroit	3	115-76	844	661	4	4	34	2-16	84.8	2-1
Green Bay	3	147-96	1,194	653	9	5	50	7-40	99.4	0-3
Houston	4	93-60	862	645	14	3	55	5-26	120.6	3-1
Indianapolis	7	205-138	1,621	673	6	4	56	14-93	92.8	5-2
Jacksonville	7	229-163	2,119	712	19	4	54	9-52	120.3	6-1
Kansas City	23	748-471	5,669	630	32	24	60	51-318	87.0	12-10
Miami	7	124-73	778	589	3	4	39	7-45	79.6	3-4
Minnesota	3	129-73	778	589	3	3	39	7-45	79.6	3-4
New England	7	249-153	1,829	614	9	9	59	15-103	80.9	1-6
New Orleans	4	125-80	1,016	640	7	3	57	8-57	98.0	0-3
NY Giants	2	64-45	458	703	6	2	43t	4-22	108.7	2-0
NY Jets	5	147-93	1,180	633	10	6	60	10-62	93.9	3-2
Oakland	22	710-447	5,400	630	37	18	59	39-215	93.0	14-8
Philadelphia	2	72-56	600	778	5	0	31	3-25	127.4	2-0
Pittsburgh	6	223-137	1,533	614	13	5	62t	16-95	92.0	2-4
St. Louis	3	95-66	746	695	3	2	35	11-53	94.5	2-1
San Francisco	3	118-81	963	686	9	3	58t	11-55	108.1	3-0
Seattle	3	120-67	920	558	7	2	49	6-43	93.1	2-1
Tampa Bay	3	94-65	849	691	9	4	80	5-35	111.5	1-2
Tennessee	8	257-181	2,067	704	14	5	48	14-80	104.3	7-1
Washington	2	61-38	440	623	3	2	25	1-0	86.8	1-1
Totals	189	6,189-3,975	47,998	662	325	165	81t	382-2,332	94.3101-84	



MATT SLAUSON

Center-Guard
6-5, 315
9th NFL Season
2nd with Chargers

Free Agent - '16
Nebraska
Air Force Prep HS
Colorado Springs, Colo.

The Chargers made one of their most valuable additions last May when they signed former Chicago Bears center and guard Matt Slauson.

A former sixth-round pick of the New York Jets who spent four years in New York and three in Chicago, Slauson was named the Chargers' co-lineman of the year in his first season with the team. The accolades weren't a surprise considering Slauson's reputation in Chicago where he was a popular figure on the field and inside the locker room who received the 2015 Good Guy Award, presented by members of the Chicago media.

Slauson started all 16 games for the Chargers at center, providing stability at a position that had been racked by injury. His leadership in the middle of the offensive line helped lead to Pro Bowl honors for quarterback Philip Rivers and running back Melvin Gordon.

Slauson is one of the NFL's strongest players. He can squat nearly 700 pounds, and in Chicago, he set a team record with a 397-pound clean and jerk.

Slauson comes from an extremely tight-knit family. His older brother, Chris, graduated from the Air Force Academy in Colorado Springs, Colo., and now flies C-17 jets as a Major in the Air Force. When Slauson was in high school, the family relocated from Sweet Home, Ore., to Colorado Springs so they could be closer together. Slauson has supported the military throughout his NFL career, and in 2015, the Bears



nominated him for the NFL's Salute to Service Award for his commitment to helping military members and their families.

Slauson comes from a family of swimmers. His mother, Nancy, has battled Multiple Sclerosis for the last 20 years, but a strict regimen inside the pool has helped her stave off the effects of the disease. All of the Slauson kids swam as youths, including older twin brother, Nick, who won multiple state championships and gold medals in swimming, despite challenges he faced growing up due to a prenatal brain injury.

Slauson overcame his own challenges as well. He has battled a stuttering impediment his whole life, and he didn't learn to read until age 10. Often bullied as a youth because of the stuttering and his larger-than-average size, Slauson has become a spokesperson for anti-bullying efforts as an adult.

Slauson spent his early years growing up in Oregon where his family owned a small farm. Slauson and his wife, Cami, his college sweetheart from Nebraska, recently bought a home and small farm not far from the Lincoln, Neb., campus. The Slausons have three children – sons Montgomery and Winston, and daughter Charleigh.

Slauson enjoys riding motorcycles, fishing, and farming in his free time. He owns a couple of Harley-Davidson bikes and has considered going to trade school to learn to become a motorcycle mechanic after his football-playing days come to an end.

TRANSACTION HISTORY: Sixth-round pick by New York Jets (193rd overall), April 26, 2009...signed May 19...re-signed with Jets, Aug. 1, 2012...contract expired, March 12, 2013...signed with Chicago, April 2...re-signed with Bears, Jan. 2, 2014...released May 2, 2016...signed two-year contract with Chargers, 16, 2016.

2016: Chargers co-Lineman of Year...starting center helped Chargers rush for 150-plus yards in Weeks 1 (155 at Kansas City) and 2 (150 yards vs. Jacksonville)...Team Captain Week 2 vs. Jacksonville...marked team's first back-to-back 150-yard games since 2007 and first back-to-back 150-yard games to open season since 2006...helped Chargers rush for season-high 208 yards in 43-35 win over Tennessee Nov. 6...line also allowed just one sack in 34 dropbacks as Philip Rivers threw for 275 yards and two TDs...played in 100th career game Dec. 4 vs. Tampa Bay...100th-career start Dec. 24 at Cleveland, but left game with foot injury in second quarter and did not return. **2015:** Started Games 1-6 and 10-15 at left guard...took over

at center for Will Montgomery Oct. 4 vs. Oakland...started Games 7-9 and 16 at center. **2014: Ed Block Courage Award**...inactive Weeks 2-4 (ankle)...pectoral injury Oct. 26 at New England...placed on "Reserve-Injured" Nov. 8. **2013: USA Today All-Joe**...started all 16 games at left guard for offense that set franchise records for net yards and first downs...offensive line allowed Bears' lowest sack percentage since 1982. **2012:** Started all 16 games and did not allow sack while playing 100 percent of team's offensive snaps. **2011:** Recovered fumble in end zone for touchdown Nov. 17 at Denver. **2010:** Started all 16 games as Jets rushed for 2,374 yards, fourth-most in NFL, and allowed eighth-fewest sacks...started all three postseason games. **2009:** NFL debut Dec. 3 at Buffalo.


COLLEGE: Associated Press second-team All-Big 12 as senior and sophomore...honorable mention as junior...played in 45 career games with 35 starts...started games at right tackle, left tackle and right guard during career...played at Nebraska from 2005-08...sociology major.

PERSONAL: Born in Portland, Ore....began prep career at Sweet Home (Ore.) High...spent 2003 school year at Air Academy High in Colorado Springs and 2004

school year at Air Force Prep in Colorado Springs...also lettered in basketball, track and swimming.

Games Played-Started: **2009** (3-0, New York Jets); **2010** (16-16, New York Jets); **2011** (16-16, New York Jets); **2012** (16-16, New York Jets); **2013** (16-16, Chicago); **2014** (5-5, Chicago); **2015** (16-16, Chicago); **2016** (16-16, San Diego); **Total** (104-101).

Postseason Games Played-Started: **2010** (3-3, New York Jets).



DAMION SQUARE

Defensive Tackle
6-2, 293
5th NFL Season
4th with Chargers

Waivers (Kansas City) – '14
Alabama
Yates HS
Houston, Texas

Damion Square is back for his fourth season with the Chargers after appearing in 11 games with seven starts in 2016. He took over as the team's starting nose tackle after Brandon Mebane went down with a biceps injury and was solid in relief, logging 31 tackles, six for loss and 2.5 sacks.

Square is a former undrafted free agent who spent time with Philadelphia and Kansas City before the Chargers claimed him off waivers in 2014.

Square has a number of family members who played college and pro football, including uncles John Square (University of Miami), Johnny Otis Square (Colorado State), Ronnie Miller (North Texas), and Robert Miller (Colorado State and Minnesota Vikings), and his cousin, Derek Curry (Notre Dame, Miami Dolphins and Cincinnati Bengals).

Square and his wife, Brandi, have a son, Micah, and a daughter, Carsyn.

TRANSACTION HISTORY: Signed with Philadelphia as undrafted free agent, April 29, 2013...waived by Eagles, Aug. 30, 2014...claimed by Kansas City, Aug. 31...waived Oct. 31...claimed by Chargers, Nov. 3...waived Sept. 5...re-signed to practice squad, Sept. 7...signed to active roster, Nov. 4.

three tackles for loss, four pressures and three quarterback hits. **2015:** First NFL start Dec. 20 vs. Miami...two quarterback hits Jan. 3 at Denver, including big hit on Peyton Manning in fourth quarter...early in contest, recovered fumble after sack and forced fumble by Steve Williams on Brock Osweiler. **2014:** Inactive Weeks 1-7 for Kansas City and Weeks 11-17 for Chargers. **2013:** NFL debut Sept. 9 at Washington...one stop Wild Card Playoffs vs. New Orleans.

2016: First start of season Nov. 6 vs. Tennessee...playing in hometown of Houston Nov. 27, recorded first NFL sack, shared seven-yard sack with Joey Bosa, and tackle for loss in 21-13 win...his three-yard TFL came on 1st-and-goal play from six with Chargers up 14-7...two plays later, Casey Hayward made touchdown-saving tackle at two to force field goal try and Chargers scored TD for 21-10 lead on ensuing possession to essentially put game on ice...season-high seven tackles Dec. 18 vs. Oakland...first two full NFL sacks Dec. 24 at Cleveland, while also tallying

COLLEGE: Three-time national champion...played in 40 games with 31 starts, collecting 93 tackles, 18.5 tackles for loss and 7.5 sacks...led squad with nine quarterback hurries as senior.

PERSONAL: Born in Houston, Texas...all-state and 4A Defensive MVP at Yates High School in Houston.

Regular Season				Pass	Fumbles	Special Teams				
Year	Team	G-S	Tack.-Asst. Total	Sacks-Yds.	Int.-Yds. Long	TD	Def.	For.-Rec.	TFL	Tackles
2013	Philadelphia	10-0	3-7 10	0-0	0-0	0	1	0-0	1	0
2015	San Diego	6-1	6-0 6	0-0	0-0	0	0	0-1	0	0
2016	San Diego	11-7	13-18 31	2.5-16.5	0-0	0	0	0-0	6	0
Totals		27-8	22-25 47	2.5-16.5	0-0	0	1	0-1	7	0

Postseason				Pass	Fumbles	Special Teams				
Year	Team	G-S	Tack.-Asst. Total	Sacks-Yds.	Int.-Yds. Long	TD	Def.	For.-Rec.	TFL	Tackles
2013	Philadelphia	1-0	1-0 1	0-0	0-0	0	0	0-0	0	0

Regular-Season Single-game Highs

Tackles — 7 (twice) Last: at Cleveland Dec. 24, 2016

Sacks — 2 at Cleveland Dec. 24, 2016



DARRELL STUCKEY

Safety
5-11, 212
8th NFL Season
8th with Chargers

Draft 4 - '10
Kansas
Washington HS
Kansas City, Kan.

A three-time Special Teams Player of the Year and a five-time Team Captain, as well as the Chargers' 2015 Walter Payton Man of the Year, Darrell Stuckey does as much to improve people's lives off the field as he does wreaking havoc when he's on it.



Always among the Chargers' leading special teams tacklers despite facing routine double and triple teams, Stuckey has recorded 66 special teams stops over the past six seasons.

Stuckey was the Chargers' Special Teams Player of the Year in 2013, '15 and '16 and he's been a team captain each of the last five seasons (2012-16). In 2015, he was selected to his first Pro Bowl.

Off the field, one of Stuckey's main devotions is the fight against human trafficking. It's a cause he's deeply devoted to, going so far as to donate one of his game checks in recent seasons to the nonprofit Not For Sale. Their primary fundraising program, "Throwdown," helps protect women and children from trafficking and slavery.

Since 2013, Stuckey has hosted a football camp at Bishop Ward High School in Kansas City and since 2014, he's hosted a similar camp at San Diego's West-

view High. In 2014, he hosted a free football youth clinic at Free State High School in Lawrence, Kan., and he sponsors the K.C. United Pop Warner Football League in conjunction with USA Football.

In 2015, the Kansas City, Kan., School District presented him with the Reason to Believe Award, which is given to alumni who have made a positive impact in the community.

Stuckey is an active member of the Fellowship of Christian Athletes. Recently, he's served as the host for their annual golf tournament in San Diego.

Stuckey's community presence is in high demand. He's been asked to serve as a celebrity judge for programs in California that raised awareness for mental illness and suicide prevention. He also was asked to be the featured guest speaker at the Marine Aviation Summit in San Diego, and he was asked to speak on a panel at another event about race in sports.

A native of Kansas City, Kan., Stuckey was raised by a single mother, Michele Foulks. Stuckey has three brothers and three sisters. His younger sister, Denae, played basketball at Iowa State.

Stuckey and wife, Lacie, have a son, Jayton James, and a daughter, Kinsley Ann.

TRANSACTION HISTORY: Fourth-round pick (110th overall), April 24, 2010...signed June 25...re-signed multi-year contract, March 13, 2014.

2016: Team Captain...Chargers Special Teams Player of Year...combined with Trevor Williams to down punt at three Oct. 13 vs. Denver...on very next play, Caraur Reid drew hold in end zone for safety and 21-3 lead...outstanding day on special teams Nov. 13 vs. Miami...late second quarter, leaped into end zone to bat potential touchback on punt and ball was downed at seven...early in fourth quarter made heads up play to recover muffed punt at Dolphins' five.
2015: Pro Bowl fourth-alternate...Chargers Special Teams Player of Year...Chargers Walter Payton NFL Man of Year...first NFL sack vs. Pittsburgh's Mike Vick Oct. 12...injured hamstring Nov. 1 vs. Baltimore...two special teams tackles before injuring knee while making tackle in first quarter Dec. 24 at Oakland and did not return...placed on "Reserve-Injured" list Dec. 28.
2014: Pro Bowl and Team Captain...originally Pro Bowl first-alternate, selected to replace New England's Matthew Slater...fumble recovery during second-quarter kickoff return Sept. 14 vs. Seattle set up touchdown for 20-7 lead...special teams tackle inside 20 among two stops and downed two punts inside 10 during 13-6 win over Oakland Nov. 16...first



career field goal block in second quarter Nov. 23 vs. St. Louis...led to field goal on ensuing possession...Chargers beat Rams by three, 27-24...season-high four special teams tackles Nov. 30 at Baltimore...first-career touchdown on 53-yard scoop-and-score fumble return on NBC's Sunday Night Football Dec. 7 vs. New England...eighth longest fumble return in franchise history...also team-high three special teams stops vs. Patriots.
2013: Chargers Special Teams Player of Year and Team Captain...fourth-quarter over-shoulder catch to down punt at two late in 24-6 win at Jacksonville Oct. 20...three special teams tackles, including two for loss, in Jan. 5 wild card play-offs at Cincinnati...three passes defended in playoffs, including two in Jan. 5 Wild Card Playoffs at Cincinnati.
2012: Team Captain...forced fumble on kickoff return, team-high three special teams tackles, including two inside 20, and downed two punts inside 20 Oct. 15 vs. Denver...two special teams stops and diving catch to down punt at seven during Nov. 1 win vs. Kansas City...recovered inside kick and downed two punts inside 20 Nov. 18 at Broncos...two plays after downing punt at two, Bolts sacked Peyton Manning in end zone for safety...injured hamstring Dec. 9 at Pittsburgh and placed on season-ending "Reserve-Injured" list Dec. 12.
2011: Nov. 6 vs. Green Bay, recovered inside kick and tied season high with two special teams stops.
2010: NFL debut Sept. 26 at Seattle.

COLLEGE: First-team All-Big 12 in 2008 and '09... American Football Coaches Association '09 Good Works team...Big 12 Community of Champions in '08... Jayhawks' Special Teams Player of Year and Weight Room Award in '08, and co-winner of Nolan Cromwell Leadership Award...Athletic Director's Honor Roll selection...served in student government...295 career tackles were second in school history among defensive backs...Big 12 Defensive Player of Week after two interceptions and forced fumble vs. Missouri in

'08...finished career with 11 tackles for loss and eight interceptions...redshirted in 2005...played at Kansas from 2006-09...communications degree.

PERSONAL: Born in Kansas City, Kan. ...two-time Metro Offensive Player of Year and team MVP at Kansas City's Washington High...all-state as senior... invited to play in 2005 Kansas Shrine Bowl...all-state in baseball and lettered in basketball and track.

Regular Season

Year	Team	G-S	Tack.-Asst.	Total	Sacks-Yds.	Int.-Yds.	Long	TD	Pass Def.	Fumbles For.-Rec.	TFL	Special Teams Tackles
2010	San Diego	1-0	0-0	0	0-0	0-0	0	0	0	0-0	0	0
2011	San Diego	14-0	0-0	0	0-0	0-0	0	0	0	0-0	0	12
2012	San Diego	12-0	0-0	0	0-0	0-0	0	0	0	0-0	0	12
2013	San Diego	16-0	7-2	9	0-0	0-0	0	0	1	0-0	0	10
2014	San Diego	16-0	9-1	10	0-0	0-0	0	0	0	0-1	0	17
2015	San Diego	15-0	2-1	3	1-2	0-0	0	0	0	0-0	1	8
2016	San Diego	16-0	4-0	4	0-0	0-0	0	0	0	0-0	0	7
Totals		90-0	22-4	26	1-2	0-0	0	0	1	0-1	1	66

Postseason

Year	Team	G-S	Tack.-Asst.	Total	Sacks-Yds.	Int.-Yds.	Long	TD	Pass Def.	Fumbles For.-Rec.	TFL	Special Teams Tackles
2013	San Diego	2-0	2-1	3	0-0	0-0	0	0	3	0-0	0	3

Regular-Season Single-game Highs

Tackles — 3 (4 times) Last: vs. St. Louis Nov. 23, 2014
Sacks — 1 vs. Pittsburgh Oct. 12, 2015

Postseason Single-game Highs

Tackles — 2 at Cincinnati Jan. 5, 2014

CHARGERS REGULAR-SEASON STREAKS

Consecutive Victories

Most (15) Nov. 27, 1960—Dec. 3, 1961
At Home (10) Nov. 13, 1960—Dec. 17, 1961
Start of Season (11) Sept. 10, 1961—Nov. 19, 1961

Consecutive Losses*

Most (11) Sept. 3, 2000—Nov. 19, 2000
Sept. 21, 1975—Nov. 30, 1975
At Home (6) Sept. 21, 1975—Nov. 16, 1975
On Road (11) Oct. 6, 1985—Oct. 26, 1986
Start of Season (11) Sept. 3, 2000—Nov. 19, 2000
Sept. 21, 1975—Nov. 30, 1975

* Chargers went 14 games (12 losses, 2 ties) without victory on road, 1970-72.



KORY TOOMER

Inside Linebacker
6-2, 235
4th NFL Season
2nd with Chargers

Free Agent - '16
Idaho
Shadow Ridge HS
Las Vegas, Nev.

Kory Toomer's career took a giant leap forward in 2016. Primarily a special teams performer his first three seasons in Dallas, St. Louis and Oakland, Toomer found a home with the Chargers in 2016 as he appeared in 13 games while starting eight after being signed off the Raiders' practice squad.

Toomer finished 2016 third on the squad with 69 total tackles. He did a solid job filling in the statistic sheet as he complemented his tackles with a sack, nine tackles for loss and three forced fumbles.

Toomer had an outstanding November as he helped the Bolts to a 2-1 mark for their best month of the sea-

son. He started the month with a team-high 11-tackle effort on Nov. 6 vs. Tennessee. In that same game, he forced a fumble that safety Dwight Lowery returned 36 yards for a touchdown to give the Bolts a 33-21 lead. A week later vs. Miami, he was named a team captain for the Dolphins game and Toomer responded with a season-high four tackles for loss among eight stops. Then two weeks on Nov. 27 after the Chargers' bye, Toomer racked up a career-best and team-leading 14 tackles in a 21-13 win at Houston.

TRANSACTION HISTORY: Fifth-round pick by Seattle (154th overall), April 28, 2012...signed May 11...waived Aug. 31...re-signed to Seattle's practice squad, Sept. 2...released Sept. 13...re-signed to practice squad, Sept. 18...placed on "practice squad-injured" Sept. 27...re-signed with Seattle Jan. 15, 2013...waived Aug. 30, 2014...signed with Dallas, Sept. 1...waived Oct. 17...signed to St. Louis' practice squad, Oct. 21...signed to Rams' active roster, Oct. 28...waived Sept. 1, 2015...signed to Oakland's practice squad, Oct. 27...signed to Raiders' active roster, Oct. 31...re-signed with Raiders, April 18, 2016...waived Sept. 3...re-signed to Raiders' practice squad, Sept. 4...signed to Chargers' active roster, Sept. 27.

2016: First NFL start Oct. 9 at Oakland and logged tackle for loss among five stops...outstanding effort to force and recover fumble Oct. 13 in 21-13 win over Denver on Thursday Night Football...Bolts capitalized with field goal following takeaway for 16-3 lead...early third quarter Oct. 30 at Denver, forced fumble at Chargers' one was recovered by Jatavis Brown to prevent potential score...Bolts drove 98 yards for TD on ensuing possession, team's longest scoring drive since 2011 season finale...in 43-35

win vs. Tennessee Nov. 6, forced fumble against Marcus Mariota that was returned 36 yards for TD by Dwight Lowery for 33-21 lead...also paced squad with 11 tackles vs. Titans...**Team Captain** racked up team-high four tackles for loss among eight stops Nov. 13 vs. Miami...team-high 14 tackles in 21-13 win at Houston Nov. 27...one-yard sack late in fourth quarter Dec. 24 at Cleveland for first NFL sack...was team's ninth of game, tying for third-most in game in team history. **2015:** Made Raiders debut Nov. 1 vs. N.Y. Jets. **2014:** Split time on Dallas' and St. Louis' active roster...NFL debut for Cowboys at Seattle Oct. 12.

COLLEGE: Team MVP as senior in 2011 after recording 68 tackles along with team-high four sacks and 10.5 tackles for loss...also saw brief action as running back...redshirted in 2010...played at Idaho in 2009 and 2011...spent two years (2007-08) at Arizona Western College, totaling 130 tackles, three forced fumbles, three interceptions and one sack.


PERSONAL: Born in Las Vegas, Nev. ...first-team all-conference and all division at Shadow Ridge High in Las Vegas.

Regular Season

Year	Team	G-S	Tack.-Asst.	Total	Sacks-Yds.	Int.-Yds.	Long	TD	Pass Def.	Fumbles For.-Rec.	TFL	Special Teams Tackles
2014	Dallas	1-0	0-0	0	0-0	0-0	0	0	0	0-0	0	0
2014	St. Louis	7-0	0-0	0	0-0	0-0	0	0	0	0-0	0	5
2015	Oakland	10-0	0-0	0	0-0	0-0	0	0	0	0-0	0	4
2016	San Diego	13-8	39-30	69	1-1	0-0	0	0	1	3-1	9	4
	Totals	31-8	39-30	69	1-1	0-0	0	0	1	3-1	9	13

Regular-Season Single-game Highs

Tackles — 14 at Houston Nov. 27, 2016
 Sacks — 1 at Cleveland Dec. 24, 2016



MAX TUERK

Center
6-5, 298
2nd NFL Season
2nd with Chargers

Draft 3 - '16
Southern California
Santa Margarita HS
Rancho Santa Margarita, Calif.

The 2016 NFL season was akin to a redshirt year for Chargers center Max Tuerk. A third-round pick out of USC, Tuerk spent the year learning the nuances of the position behind veteran Matt Slauson.

At Southern Cal, Tuerk (pronounced Turk) was a three-time All-Pac-12 center and a two-time team captain. Tuerk entered his senior season at USC as an All-America candidate, but his year was cut short by

a knee injury in the Trojans' fifth game of the season against Washington.

The versatile Tuerk finished his Trojans career with 38 starts in three-plus seasons, including 18 at center, 14 at left guard, five at left tackle and one at right tackle. As a junior, he was chosen USC's Offensive Lineman of the Year.

TRANSACTION HISTORY: Third-round pick by Chargers (66th overall), April 29, 2016...signed July 7.

2016: Inactive for all 16 games.

COLLEGE: Consensus first-team All-Pac-12 center as junior in 2014, as well as team's offensive lineman of year...honorable mention All-America and all-conference as sophomore in 2013 after starting 13 games at left guard and one at right tackle...in 2012 at Arizona, became first-ever USC true freshman to start at left tackle en route to earning Freshman

Games Played-Started: 2016 (0-0, San Diego).

All-America and honorable mention All-Pac-12 honors...played at USC from 2012-15...policy, planning and development major.

PERSONAL: All-America, all-state, All-CIF Pac-5, Los Angeles Times Area Lineman of Year, Orange County Register first-team and Trinity League Co-Lineman of Year as senior at Santa Margarita High in Rancho Santa Margarita, Calif. ...helped lead team to state title as senior in 2011...all-state, All-CIF Pac-5 all-area, All-Orange County and Trinity League Co-Lineman of Year as junior...first-team all-league as sophomore.



JASON VERRETT

Cornerback
5-10, 188
4th NFL Season
4th with Chargers

Draft 1 – '14
Texas Christian
Rodriguez HS
Fairfield, Calif.

A first-time Pro Bowl selection in 2015, Jason Verrett is looking to bounce back after having his 2016 season cut short by a partially torn ACL.

Remarkably, Verrett played through the injured knee early in the season, defending receivers and intercepting passes with his usual tenacity.

In 2015, Verrett was selected to his first Pro Bowl and named Chargers Defensive Player of the Year for the first time in his career after pacing the squad in interceptions and passes defended. He scored his first NFL touchdown after returning a Jay Cutler pass 68 yards for a touchdown during an ESPN Monday Night Football game at Qualcomm Stadium. And during a Dec. 13 in a game against Kansas City at Arrowhead Stadium, Verrett picked off the Chiefs' Alex Smith, marking Smith's first interception in 313 pass attempts (10 games), which had been the second-longest streak in NFL history.

The fact that Verrett is even playing football is a small miracle. Back in 2010 during his freshman season at Santa Rosa Junior College, Verrett suffered a hamstring injury. Trainers told him to go home and ice the leg. What they didn't tell him to do was fall asleep with the ice on his leg. Verrett did just that, and he slept a full night with the ice on his injured hamstring. He suffered a third-degree burn because of it. Fortunately, his mom insisted he go to the hospital where doctors told him had he waited any longer to seek treatment, his leg very well could have become infected, and if it had, doctors most likely would have had to amputate it.

After earning all-state and all-conference honors in his lone season at Santa Rosa, Verrett transferred to Texas Christian for the 2011 season. In his first ever game for the Horned Frogs, they faced a Baylor team that was led by quarterback Robert Griffin III "RG3" and wide receiver Kendall Wright. It was a rough introduction for Verrett as Griffin threw for 359 yards and five touchdowns, while Wright, whom Verrett spent most of the day covering, caught 12 passes for 189 yards and two scores. So distraught was Verrett after the miserable performance to begin

his TCU career, he contemplated quitting school and returning home. Two phone calls quickly made it clear that that was not going to be an option. The first was to his brother Tre' and the second was to Lenny Wagner, his freshman coach at Santa Rosa. Neither man was going to stand by and let Verrett quit. And little did Verrett know as he would come to find out later, the man who drafted him, Chargers General Manager, Tom Telesco, was at the TCU-Baylor game that day, scouting for the Indianapolis Colts.

Verrett ultimately settled down and improved each week. Six games into the season, coaches moved him into the starting lineup, and the results were dramatic. Over the Horned Frogs' first six games, the defense was surrendering 267.7 passing yards and 410.0 total yards per game, but then over the last seven games with Verrett in the starting 11, the defense improved significantly, yielding just 194.7 passing yards and 310.0 total yards per game. By the end of the year, Verrett had shown enough to earn honorable mention All-Mountain West Conference honors.

Verrett went on to start three seasons at TCU, and as a senior in 2013, he was named the Big 12 Conference's co-Defensive Player of the Year, a consensus second-team All-America and a first-team All-Big 12 pick. One of the nation's top cover corners that season, opposing quarterbacks only threw 52 passes in his direction and only 17 were completed. Already touted as a likely first-round pick, Verrett's stock went up after he clocked a 4.38 in the 40-yard-dash at the 2014 NFL Scouting Combine, the second-fastest time among the cornerbacks.

Verrett is a native of Fairfield in Northern California. It's home to the Jelly Belly candy factory. Verrett's entire family, including his father, Warren, grew up Raiders fans. Brother Tre' even works for the Raiders as a client services representative. Verrett joked after his introductory press conference that as soon as he was drafted by the Chargers, the entire family would be converting their allegiance to the Chargers.

In 2015 and '16, Verrett served as Race Ambassador for the Kaiser Permanente Bolt to the Q, an annual race from Chargers Park to Qualcomm Stadium that helped support the Boys and Girls Clubs of San Diego.

Verrett was a sports broadcasting major at TCU. ESPN SportsCenter anchor, Stan Verrett, is a distant cousin.



NEW FRIEND

In 2016, Chargers fan and University of California–San Diego Student Wyatt Proctor took a flier on Twitter and invited Verrett to join him at a Padres game. Verrett graciously accepted Proctor's invitation and on April 5, he and Proctor sat front row at Petco Park to watch the Padres battle the Los Angeles Dodgers.



Continued next page

TRANSACTION HISTORY: First-round pick by Chargers, (25th overall), May 8, 2014...signed May 30.

2016: Highlight-reel one-handed interception on pass intended for Jeremy Maclin early in fourth quarter Sept. 11 at Kansas City...was second-consecutive game vs. Chiefs with INT off Alex Smith... Oct. 2 vs. New Orleans in second quarter, broke up Drew Brees pass which was tipped in air and intercepted by Craig Mager...placed on "Reserve-Injured" list Oct. 7 with partially torn ACL in left knee. **2015: Pro Bowl first-alternate, selected to replace injured Darrelle Revis... Chargers Defensive Player of Year...** left Minnesota game Sept. 27 early with foot injury...did not play Oct. 4 vs. Cleveland (foot)...



Team Captain Nov. 1 at Baltimore and led team with three passes defended...68-yard interception return touchdown for 13-0 lead in second quarter Nov. 9 vs. Chicago on ESPN's Monday Night Football...tied for 13th-longest return in team annals...two third-down passes defended vs. Bears' Alshon Jeffrey in first half, including deep ball in end zone...injured groin later in second quarter...only saw brief action after injury...late third-quarter interception in end zone off Brock Osweiler vs. Denver Dec. 6...interception Dec. 13 at Kansas City on deep pass intended for Jeremy Maclin...during second-quarter three-and-out Dec. 20 vs. Miami, had five-yard tackle for loss on first down, followed by pass breakup on deep ball on second down...Bolts forced punt and scored TD for 16-0 lead on ensuing possession...team captain Dec. 24 at Oakland...injured hamstring in second quarter just after breaking up deep ball in end zone...inactive Jan. 3 at Denver. **2014:** Injured hamstring Sept. 21 at Buffalo and inactive Sept. 28 vs. Jacksonville... clinched Oct. 12 win at Oakland (31-28) with inter-

ception with 1:13 remaining in fourth quarter...first NFL pick...six tackles and tied team high with two passes defended vs. Raiders...inactive Oct. 19 vs. Kansas City (shoulder)...returned Oct. 23 at Denver but re-injured shoulder in second quarter...inactive Nov. 2 at Miami...placed on "Reserve-Injured" Nov. 15.

COLLEGE: Big 12 co-Defensive Player of Year and first-team All-Big 12 as senior...also second-team All-America by Associated Press, Football Writers Association of America, *Sports Illustrated* and *USA Today*...first-team All-America by *SI* and third-team by AP as junior in 2012, along with first-team All-Big 12...team's Dan Rogers MVP in 2012, first defensive back since 1992 to win award...career-high six interceptions as junior tied for most in Big 12 and sixth in nation...only allowed 30 completions on 105 attempts (28.6 pct.)...22 passes defended led conference and were second most in NCAA FBS...honorably mention All-Mountain West as sophomore in 2011... spent 2010 freshman year at Santa Rosa Junior College...first-team All-NorCal Conference and California Community College Athletic Association All-State... started 34 of 37 games played at TCU, registering 160 tackles, 10 tackles for loss, 35 passes defended and nine interceptions...allowed just 77 of 235 career passes (32.8 pct.) to be completed...44 tackles, four interceptions and six passes defended in 2010 at Santa Rosa JC...set school-record with 99-yard interception return for touchdown vs. Foothill College... played 2011-13 at TCU...sports broadcasting major.

PERSONAL: Born in Fairfield, Calif. ...two-time All-Solano County League, and All-Sac-Joaquin running back and defensive back at Rodriguez High in Fairfield...older brother, Tre', also played running back and defensive back at Rodriguez.

Regular Season

Year	Team	G-S	Tack.-Asst.	Total	Sacks-Yds.	Int.-Yds.	Long	TD	Pass Def.	Fumbles For.-Rec.	TFL	Special Teams Tackles
2014	San Diego	6-4	18-1	19	0-0	1-0	0	0	4	0-0	0	0
2015	San Diego	14-13	42-5	47	0-0	3-68	68t	1	11	0-0	2	0
2016	San Diego	4-4	11-2	13	0-0	1-0	0	0	3	0-0	0	1
Totals		24-21	71-8	79	0-0	5-68	68t	1	18	0-0	2	1

Regular-Season Single-game Highs

Tackles — 7 (twice) Last: vs. Kansas City Nov. 22, 2015
 Interceptions — 1 (5 times) Last: at Kansas City Sept. 11, 2016
 Interception Return Yards — 68 vs. Chicago Nov. 9, 2015

Interception Return Long — 68t vs. Chicago Nov. 9, 2015
 Interception Return TDs — 1 vs. Chicago Nov. 9, 2015



DEREK WATT

Fullback
6-2, 234
2nd NFL Season
2nd with Chargers

Draft 6 - '16
Wisconsin
Pewaukee HS
Pewaukee, Wis.

Fullback Derek Watt, a sixth-round pick of the Chargers in 2016, and running back Melvin Gordon were reunited during Watt's rookie season in San Diego. The former (Watt) helped the latter (Gordon) earn Pro Bowl honors as the primary lead blocker during Gordon's 997-yard, 10-touchdown season.

Watt and Gordon shared a backfield at Wisconsin from 2013-14.

Watt is the younger brother of three-time NFL Defensive Player of the Year J.J. Watt. Derek, J.J. and younger brother, T.J., all played at the University of Wisconsin. T.J. was drafted in the first round (30th overall) by the Pittsburgh Steelers in this year's NFL Draft.

TRANSACTION HISTORY: Sixth-round pick by Chargers (198th overall), April 30, 2016...signed four-year contract, May 10.

2016: Pro Football Journal second-team All-Rookie...first NFL start and helped Bolts rush for 150 yards in 38-14 win vs. Jacksonville Sept. 18... first NFL carry for two yards and first down on 3rd-and-1 during fourth-quarter touchdown drive Oct. 9 at Oakland...53-yard catch to Broncos' nine set up opening drive TD Oct. 30 at Denver.

COLLEGE: Four-time Academic All-Big Ten (2012-15) and NFF Hampshire Honor Society in 2015...

helped Badgers to two highest single-season rush averages in school history – 283.8 yards per game in 2013 and school-record 320.1 yards per game in 2014...UW Rookie of Year in 2012...redshirted in 2011...played at Wisconsin from 2012-15...member of school's Leadership Club...marketing degree.

PERSONAL: Born in Waukesha, Wis. ...USA Today All-America, AP Wisconsin Player of Year, first-team all-state, and conference and county player of year as senior at Pewaukee (Wis.) High...rushed for 2,685 yards and 44 touchdowns...lettered in basketball and track...National Honor Society and academic all-conference.

Regular Season		Rushing				Receiving			Special Teams		
Year	Team	G-S	No.-Yds.	Avg.	Long	TD	No.-Yds.	Avg.	Long	TD	Tackles
2016	San Diego	16-2	2-4	2.0	2	0	4-83	20.8	53	0	4

Regular-Season Single-game Highs

Rush Attempts — 1 (twice) Last: vs. Tampa Bay Dec. 4, 2016
 Rush Yards — 2 (twice) Last: vs. Tampa Bay Dec. 4, 2016
 Rush Long — 2 (twice) Last: vs. Tampa Bay Dec. 4, 2016

Receptions — 1 (4 times) Last: at Cleveland Dec. 24, 2016
 Receiving Yards — 53 at Denver Oct. 30, 2016
 Receiving Long — 53 at Denver Oct. 30, 2016



KENNY WIGGINS

Guard-Tackle
6-6, 314
4th NFL Season
4th with Chargers

Free Agent – '17
Fresno State
Elk Grove HS
Elk Grove, Calif.

Kenny Wiggins has been a valuable performer on the Chargers' offensive line.

Wiggins came to the NFL in 2011 and he spent his first two seasons on the practice squad — 2011 in Baltimore and 2012 in San Francisco. In 2013, he spent nine weeks on the Chargers' practice squad and the remainder of the season on the active roster, but the former Fresno State Bulldog never made it into a game. With his practice squad time used up, Wiggins was waived in 2014 and spent most of the year out of football. When injuries depleted the Bolts' offensive line late in 2014, the Chargers brought Wiggins back and signed him to the active roster for their season finale in Kansas City. Doing so also opened the door for Wiggins to try and earn a roster spot again in 2015.

Wiggins was waived again at the end of training camp in 2015. At the time, his football future appeared bleak. As fate would have it, the injury bug struck in San Diego once again and 10 days after being waived, the Chargers re-signed Wiggins. Five days later he saw action in a game on special teams and 12 days later in Minnesota, Wiggins saw his first regular-season game action on the offensive line.

Wiggins ended up playing in the Chargers' final 15 games of 2015 and he started eight. He started games at left and right guard, while also seeing action at right tackle. Wiggins played a total of 401 snaps in 2015, fifth among the team's offensive linemen. It was impressive stuff for a player who months earlier thought his football career might very well have come to an end. At the end of the year, when the NFL awarded performance-based pay bonuses for players who outplayed their adjusted regular-sea-

son salaries, Wiggins was the Chargers' top earner and ranked 21st league-wide.

Off the field, Wiggins is an aspiring businessman who collaborated with one of his best friends from childhood, Andrew Gardner, to launch the Gafton clothing line. The name was taken from the street the two grew up on in Elk Grove, Calif., a suburb of Sacramento. Gafton currently offers clothing for both men and women with a wide range of styles. The brand has already taken off both in the United States and abroad.



Wiggins' wife, Jennifer, is a former member of the dance team at Fresno State. The couple wed in April 2014 in Saratoga, Calif.

Aside from his clothing line, Wiggins also has aspirations of a post-football career in broadcasting. A former communications major at Fresno State, Wiggins is a frequent guest on the "Rush Hour" show on ESPN Radio's affiliate in Fresno.

Wiggins enjoys playing basketball and fishing when he's not playing football or training with the Chargers. Before he became an all-league hoopster at Elk Grove (Calif.) High School, Wiggins played on an AAU team in 2004 that was coached by rapper and entertainer Master P. The team played games around the country and featured Master P's son, rapper and actor, Lil Romeo, as well as Toronto Raptors shooting guard DeMar DeRozan. Had Wiggins not opted for a career in football, he received several overtures to play Division I college basketball. Wiggins' brother, Josh, played baseball at Mt. Mercy University, a NAIA school in Cedar Rapids, Iowa.



TRANSACTION HISTORY: Signed with San Francisco, July 27, 2011...waived Sept. 3...signed to Baltimore's practice squad Nov. 28...contract expired, Jan. 30, 2012...re-signed with San Francisco, Feb. 6...waived Aug. 31...signed to 49ers' practice squad, Sept. 2...re-signed with 49ers, Feb. 6, 2013...waived Aug. 31...signed to Chargers' practice squad Sept. 2...signed to active roster, Nov. 16...waived Nov. 18...re-signed to Chargers' practice squad Nov. 20...re-signed to active roster Nov. 23...waived Aug. 30, 2014...re-signed Dec. 22...waived Sept. 5, 2015...re-signed Sept. 15, 2015 and March 9, 2016...contract expired March 9, 2017...re-signed March 20.

2016: Oct. 2 vs. New Orleans, took over for injured Orlando Franklin at left guard in third quarter...saw brief action for Franklin Oct. 9 at Oakland...saw

action as extra tackle in goal line package Nov. 6 vs. Tennessee and was in on one-yard TD run by Melvin Gordon that helped Bolts reclaim lead they would not relinquish...pancake block as extra tackle in third quarter Nov. 13 vs. Miami helped spring Gordon for 18-yard run on 2nd-and-10 play during TD drive for 17-14 lead...took over for injured Franklin at left guard Dec. 24 at Cleveland and Jan. 1 vs. Kansas City. **2015:** First career regular-season action on offensive line Sept. 27 at Minnesota...took over at left guard for Chris Hairston and later saw action at right tackle when injuries forced Joe Barksdale to shift from right to left tackle...first career start at left guard for injured Orlando Franklin in 30-27 win vs. Cleveland Oct. 4...Bolts passed for 358 yards and three touchdowns vs. Browns, while line surrendered just two sacks...team won

game on 34-yard field goal with no time left on clock...Oct. 12 vs. Pittsburgh on ESPN's Monday Night Football, started at left guard...in second quarter, shifted to right tackle when left tackle Hairston was injured and Barksdale went from right tackle to left tackle...on last play of third quarter, played one snap at right guard when D.J. Fluker came out for play, before returning to right tackle for remainder of game...played entire game at left guard Oct. 18 at Green Bay as Philip Rivers set franchise records for attempts, completions and yards...saw brief action at right guard Oct. 25 vs. Oakland and in fourth quarter, took over at left guard for injured Franklin...saw action at both left guard and right tackle as injuries forced multiple re-shufflings of offensive line Nov. 1 at Baltimore...Nov. 22 vs. Kansas City, took over at right tackle late in third quarter for injured Barksdale...Nov. 29 at Jacksonville, started at left guard in place of Fluker and played all 71 snaps as line allowed just two sacks in 45 total dropbacks while Rivers passed for 300 yards and four TDs...entered game vs. Miami Dec. 20 very briefly at right tackle for Barksdale, who was injured but returned...took over at right tackle in second half Dec. 24 at Oakland as injury to Hair-

ston forced Barksdale to shift from right tackle to left tackle...in overtime, moved to left guard after team lost center Trevor Robinson and J.D. Walton went from left guard to center...starting left guard Jan. 3 at Denver for Franklin...in fourth quarter vs. Broncos, shifted to right tackle for injured Barksdale. **2014:** NFL debut on special teams Dec. 28 at Kansas City. **2013:** Spent Weeks 1-9 on Chargers' practice squad...elevated to active roster for final nine weeks, including playoffs, but did not appear in any games. **2012:** Spent entire season on San Francisco's practice squad. **2011:** Signed to Baltimore's practice squad Nov. 28 and remained there for balance of season.

COLLEGE: First-team All-Western Athletic Conference as senior in 2010...second-team All-WAC as junior...helped block for 1,808-yard, 19-touchdown season by Ryan Mathews in 2009...played in 42 career games...redshirted in 2006...played at Fresno State from 2007-10...communications major.

PERSONAL: Born in Elk Grove, Calif. ...first-team All-Delta League in football and basketball at Elk Grove (Calif.) High.

Games Played-Started: **2014** (1-0, San Diego); **2015** (15-8, San Diego); **2016** (13-1, San Diego); **Total** (29-9).



ANDRE WILLIAMS

Running Back
6-0, 220
3rd NFL Season
2nd with Chargers

Waivers (N.Y. Giants) – '16
Boston College
Parkland HS
Allentown, Pa.

Shortly before the start of the 2016 season, the Chargers scooped up former New York Giants fourth-round pick Andre Williams after the running back was put on waivers.

The former Boston College product was selected by the Giants with 113th overall pick in the fourth round of the 2014 NFL Draft. He quickly burst onto the scene, becoming the first rookie to lead New York in rushing in 15 seasons as he racked up 721 yards and seven scores.

Compactly built at 6-0 and 220 pounds, Williams is a physical running back who seeks out contact and punishes would-be tacklers.

Williams and backfield mate Melvin Gordon are both past winners of the Doak Walker Award, which is annually given to the top running back in college football. Williams won the award following his senior season in 2013, and Gordon claimed the award a year later at Wisconsin.



TRANSACTION HISTORY: Fourth-round pick (113th overall) by New York Giants, May 10, 2014... signed May 16...waived Sept. 3, 2016...claimed by Chargers, Sept. 4...re-signed with Chargers, April 3, 2017.

2016: Season-highs for carries (18) and yards (87) Jan. 1 vs. Kansas City. **2015:** Season-high 43 yards, including season-long 35-yard carry Sept. 20 vs. Atlanta... one-yard touchdown run Sept. 24 vs. Washington. **2014:** Led Giants with 217 carries, 721 yards and seven rushing scores...first rookie since 1999 to lead team in rushing yards...NFL debut Sept. 8 at Detroit... first NFL touchdown (1-yard run) Sept. 25 at Washington...three-yard TD run Oct. 5 vs. Atlanta...first NFL start Oct. 12 at Philadelphia...one-yard TD run Nov. 3 vs. Indianapolis and three-yarder Nov. 9 at Seattle...exploded for 131 yards on 24 carries, including 50-yard TD, for first NFL 100-yard game Dec. 7 at Tennessee...was team's longest run of season... season-high 26 carries for 110 yards Dec. 21 at St. Louis...became first Giants rookie since 1950 with two 100-yard games in season...one-yard TD run Dec. 28 vs. Eagles.

Trophy as senior in 2013...also one of five finalists for Walter Camp Football Foundation Player of Year Award...as senior, set ACC record with 355 carries for school-record 2,177 yards, most yards in season by FBS player since 2007 and fifth-most yards ever in FBS history...18 touchdowns in 2013 tied for fourth in ACC history...rushed for school and ACC-record 339 yards against N.C. State Nov. 16, 2013...had 295 yards at New Mexico State Nov. 9...added 263 rush yards vs. both Maryland and Army, including school-record-tying five TDs vs. Cadets...captured 2013 George "Bulger" Lowe Award, given to New England's best offensive player by Gridiron Club of Greater Boston and earned Harry Agganis Award given to most outstanding senior football player in New England by New England Football Writers Association...finished career with 704 carries for school-record 3,754 yards (11th in ACC history) and 28 touchdowns (third in school annals)...played at Boston College from 2010-13...applied psychology and human development degree.

COLLEGE: Doak Walker Award as nation's top running back, consensus All-America, unanimous first-team All-ACC and one of six finalists for Heisman

PERSONAL: Born in Poughkeepsie, N.Y. ...Class AAAA first-team all-state as senior at Parkland High in Allentown, Pa. ...played at Harrison High in Kennesaw, Ga., as freshman and sophomore and Parkland as junior and senior.

Regular Season

Year	Team	G-S	Rushing No.-Yds.	Avg.	Long	TD
2014	N.Y. Giants	16-7	217-721	3.3	50t	7
2015	N.Y. Giants	16-0	88-257	2.9	35	1
2016	Chargers	1-0	18-87	4.8	14	0
Totals		33-7	323-1,065	3.3	50t	8


Receiving

No.-Yds.	Avg.	Long	TD
18-130	7.2	24	0
1-7	7.0	7	0
0-0	0.0	0	0
19-137	7.2	24	0

Regular-Season Single-game Highs

- Rushing Attempts — 26 at St. Louis Dec. 21, 2014
- Rushing Yards — 131 at Tennessee Dec. 7, 2014
- Rushing Long — 50t at Tennessee Dec. 7, 2014
- Rushing TDs — 1 (8 times) Last: vs. Washington Sept. 24, 2015

- Receptions — 3 (twice) Last: vs. Philadelphia Dec. 28, 2014
- Receiving Yards — 24 vs. Indianapolis Nov. 3, 2014
- Receiving Long — 24 vs. Indianapolis Nov. 3, 2014



TREVOR WILLIAMS

Cornerback
5-11, 191
2nd NFL Season
2nd with Chargers

Free Agent – '16
Penn State
Calvert Hall College HS
Baltimore, Md.

Trevor Williams enjoyed quite a rookie season for the Chargers, ascending from undrafted free agent to the practice squad to the active roster just five games into the season. And by the time it was all said and done, Williams would play in 12 games and make five starts.

A two-time honorable mention All-Big Ten choice at Penn State, Williams finished his rookie season in San Diego with 29 tackles and five passes defended.

TRANSACTION HISTORY: Signed with Chargers, May 10, 2016...waived Sept. 3...re-signed to practice squad, Sept. 4...signed to active roster, Oct. 7.

2016: Combined with Darrell Stuckey to down punt at three early in fourth quarter Oct. 13 vs. Denver... on very next play, Caraun Reid drew hold in end zone for safety and 21-3 lead...late fourth quarter Nov. 13 vs. Miami, pass defended in end zone on 3rd-and-goal from 9 prevented go-ahead TD and forced tying field goal try...fumble recovery and fourth-quarter pass defended with near interception in 21-13 win at Houston Nov. 27.

COLLEGE: Two-time honorable mention All-Big Ten as junior and senior...team's Ridge Riley Memorial Award as senior...played in 49 career games with 31 starts...Big Ten Co-Defensive Player of Week

after two interceptions in 13-10 win over Rutgers in 2014...played cornerback from 2013-15, totaling 84 tackles, 30 passes defended and four interceptions... played wide receiver in 2012 and caught 10 passes for 97 yards...first-career interception with 1:56 left in fourth quarter helped seal 23-17 win over Syracuse in 2013 season-opener at MetLife Stadium in New Jersey...played at Penn State from 2012-15... recreation, parks and tourism management degree.

PERSONAL: Born in Baltimore, Md. ...first-team all-state and second-team All-Maryland Interscholastic Athletic Association (MIAA) as senior at Calvert Hall College High in Baltimore...helped Cardinals to first MIAA championship since 1982...two-year team captain...all-metro and All-MIAA as junior...invited to play in Maryland Crab Bowl and Chesapeake Bowl all-star contests after senior season.

Regular Season

Year	Team	G-S	Tack.-Asst.	Total	Sacks-Yds.	Int.-Yds.	Long	TD	Pass Def.	Fumbles For.-Rec.	TFL	Special Teams Tackles
2016	San Diego	12-5	24-5	29	0-0	0-0	0	0	5	0-1	1	0

Regular-Season Single-game Highs

Tackles — 6 (twice) Last: vs. Kansas City Jan. 1, 2017



TYRELL WILLIAMS

Wide Receiver
6-4, 205
3rd NFL Season
3rd with Chargers

Free Agent – '15
Western Oregon
Cascade HS
Salem, Ore.

Tyrell Williams enjoyed a breakout second season for the Chargers in 2016. Williams led the Chargers with 69 catches and 1,059 yards. It was the 36th 1,000-yard season in franchise history, and he became the 15th Chargers player to top 1,000 yards. Williams also had seven touchdown catches, tied for second on the squad.

Williams led the Chargers with a 15.3-yard receiving average (min. 10 rec.). He had six catches of 40 yards or longer, which tied for most in the NFL and 19 catches of 20 yards or longer which tied for sixth in the League. His 15.3-yard average was 12th in the NFL in 2016.

Williams originally joined the Chargers in 2015 and as an undrafted rookie from Western Oregon. He was one of only four undrafted rookies to earn a spot on the active roster out of training camp. Early on, Williams saw action on special teams before spending two months on the practice squad until he returned to the active roster for the final seven games. For the most part, his playing time was limited to special teams, but in the Bolts 2015 regular-season finale at Denver, Williams was called upon to play wide receiver, and he caught his first NFL pass for an 80-yard touchdown on Jan. 3 at Sports Authority Field at Mile High. It tied for the 11th-longest catch in franchise history, and it was the longest first catch by a



player in team annals. It was also the longest first catch by any player in the NFL since 2008.

Williams is the first player from Western Oregon, located in Monmouth, Ore., to play for the Chargers. In fact, Western Oregon was so small that Williams had to hold his pre-draft Pro Day at Oregon State University in Corvallis, Ore., some 20-plus miles from Monmouth. Williams was a three-time first-team All-Great Northwest Athletic Conference at WOU, and he finished his career as the school's all-time leader with 165 catches, good for 2,792 yards and 21 touchdowns. Williams was also the 200-meter champion at the GNAC's 2014 Outdoor Track and Field Championships.

Williams' brother, R.J., also played at Western Oregon. He and Tyrell were teammates though R.J. played cornerback for the Wolves. He now works for Nike in their social media department. The boys' father, Raymond, played football at the Oregon Institute of Technology. Younger sister, Peighton, attends Cascade High School where she competes in basketball, volleyball, and track.

Both of Williams' parents work for the corrections department in Oregon. His father works in youth corrections, while his mother, Vicky, works at the state's maximum-security prison in Salem.

Williams' hobbies include basketball, spending time at the beach, badminton, and pickleball.

TRANSACTION HISTORY: Signed with Chargers May 15...waived Sept. 19...re-signed to Chargers' practice squad, Sept. 22...re-signed to active roster, Nov. 21.

2016: Two long catches on scoring drives Sept. 11 at Kansas City...33-yard catch on 3rd-and-6 during first touchdown drive of game and later 38-yard catch on 3rd-and-2 during second-half field goal drive...44-yard touchdown catch on 3rd-and-12 for 28-0 lead during 38-14 win vs. Jacksonville Sept. 18...earlier in game, helped Chargers take 14-0 lead by converting 3rd-and-7 with 12-yard catch to Jags' six and late in contest, helped Bolts extend lead to 38-7 with five-yarder on 3rd-and-3 during FG drive...helped set up third quarter-touchdown for

19-13 lead Sept. 25 at Indianapolis with 22-yard catch followed later in drive with 19-yarder to Colts' 13 on 3rd-and-2 play...made first NFL start vs. Colts...first NFL 100-yard game (117) Oct. 9 at Oakland...included 29-yard TD catch for 7-3 lead and 50-yard catch that helped set up TD for 24-16 lead...career-best 140 yards on seven catches (20.0 avg.) in 33-30 overtime win at Atlanta Oct. 23...six-yard catch on 3rd-and-5 and 49-yarder to Atlanta 10 helped set up TD on game's opening drive...in second quarter, caught 39-yarder on 2nd-and-16 from deep in own territory to help kickstart another TD drive that began to erase 17-point deficit...went over 100 yards for game on 39-yard catch...late in fourth quarter, 10-yard catch to five on 3rd-and-10 that led to TD one play later to get Chargers within three (30-27)...six-yard TD catch in second quarter for 16-0 lead in 43-35 win vs. Tennessee Nov. 6... Nov. 13, 51-yard TD catch gave Chargers 24-21 lead with 4:04 left in fourth quarter...game-high 125 yards receiving vs. Dolphins...during third-quarter TD drive for 17-14 lead, caught passes of 12 yards on 3rd-and-4 and 21 yards on 3rd-and-

READ ACROSS AMERICA

In 2016, Williams participated in a Read Across America celebration at Walker Elementary School in San Diego. Read Across America is an annual reading motivation and awareness program that was created in honor of children's author Dr. Seuss.



10...21-yard TD catch for 14-7 lead at Houston Nov. 27...Bolts won game, 21-13...40-yard TD catch for 21-17 third-quarter lead Dec. 4 vs. Tampa Bay...marked fourth-straight game with TD catch...46-yard catch to Panthers' seven to help set up first TD of game Dec. 11 at Carolina...added 22-yard catch to Panthers' 22 on another TD drive...one-handed, one-yard TD catch on 3rd-and-goal on first series of third quarter Dec. 24 at Cleveland...also had catches of 20 and 16 yards on drive...team-high 70 yards receiving to finish season with team-high 1,059 yards. **2015:** First NFL catch went for 80-yard touchdown Jan. 3 at Denver...tied for 11th-longest catch in franchise history...longest first catch by player in franchise history and longest first catch by any player in NFL since 2008.

Regular Season		Receiving				Special Teams	
Year	Team	G-S	No.-Yds.	Avg.	Long	TD	Tackles
2015	San Diego	7-0	2-90	45.0	80t	1	2
2016	San Diego	16-12	69-1,059	15.3	51t	7	0
	Totals	23-12	71-1,149	16.2	80t	8	2

Regular-Season Single-game Highs

Receptions — 8 at Houston Nov. 27, 2016
 Receiving Yards — 140 at Atlanta Oct. 23, 2016

COLLEGE: Four-time All-Great Northwest Athletic Conference, second-team in 2011 and first-team 2012-14...Don Hansen D-II All-Super Region Three as senior...school's all time leader with 165 catches, good for 2,792 yards and 21 TDs...two-time GNAC Player of Week...played at Western Oregon from 2011-14...200-meter GNAC Outdoor Track and Field champion in 2014...exercise science major.

PERSONAL: Born in Salem, Ore. ...all-state in football, basketball and track as senior at Cascade High School in Salem...two-time first-team all-league in all three as junior and senior...invited to play in Shriners All-Star Game and Oregon Athletic Coaches Association Basketball All-Stars Game.

Receiving Long — 80t at Denver Jan. 3, 2016
 Receiving TDs — 1 (8 times) Last: at Cleveland Dec. 24, 2016

TOP 10 WARMEST & COLDEST GAMES

Date	Opponent	W-L	Score	Temp.	Conditions
Sept. 4, 1988	at L.A. Raiders	L	13-24	108°	Hazy
Sept. 28, 1997	Baltimore	W	21-17	105°	Sunny
Sept. 24, 1978	Green Bay	L	3-24	102°	Sunny
Sept. 22, 2002	at Arizona	W	23-15	100°	Sunny
Aug. 21, 2004	at Arizona^	W	38-13	99°	Clear
Oct. 9, 1994	Kansas City	W	20-6	99°	Sunny
Aug. 6, 1976	New England (Norman, Okla.)^	W	26-17	98°	Sunny
Sept. 16, 1979	Buffalo	W	27-19	97°	Sunny
Aug. 31, 2001	at Arizona^	L	3-16	97°	Partly Cloudy
Oct. 4, 1970	at L.A. Rams	L	10-37	97°	Hazy
Date	Opponent	W-L	Score	Temp.	Conditions
Jan. 10, 1982	at Cincinnati*	L	7-27	-9°	-59 wind-chill
Dec. 10, 1972	at Denver	L	13-38	9°	Mostly sunny
Nov. 19, 1978	at Minnesota	W	13-7	15°	Partly cloudy
Dec. 19, 2004	at Cleveland	W	21-0	18°	-10 wind-chill
Dec. 17, 1989	at Kansas City	W	20-13	18°	Mostly sunny
Dec. 27, 1987	at Denver	L	0-24	20°	Blizzard
Dec. 16, 1973	at Kansas City	L	6-33	22°	Overcast
Jan. 20, 2008	at New England	L	12-21	23°	9° wind-chill
Nov. 24, 2013	at Kansas City	W	41-38	24°	15 wind-chill
Dec. 21, 1975	at Cincinnati	L	17-47	24°	Cloudy
Dec. 4, 1978	Chicago**	W	40-7	48°	Clear

*NFL record **Coldest game in San Diego ^Preseason



MIKE WINDT

Long Snapper
6-1, 237
8th NFL Season
8th with Chargers

Free Agent – '10
Cincinnati
Elder HS
Cincinnati, Ohio

Mike Windt is one of the NFL's most accurate long snappers. He also excels in special teams coverage.

Windt has also been durable, appearing in every game the last four seasons, 66 consecutive games including playoffs, as he heads into 2017.

Windt can credit his father, Joe, for helping him fulfill his potential as a long snapper. Joe is a former bowler and softball pitcher who never played football, but he noted that Windt had the unique ability of launching a football between his legs faster and more accurately than he could throw it overhand, so he convinced his son to give long snapping a try. Windt put his talents to work at Elder High School

in Cincinnati and ended up playing on back-to-back state championship teams in 2002 and '03.

Windt is married to the former Kate Fredrikson, a pediatric oncology nurse at Rady Children's Hospital in San Diego. In 2015, she was the recipient of a Nurse of Excellence Award. The couple wed in April 2014 in Encinitas, California.

Windt's hobbies include golf, stand-up paddle-boarding and spending time with his English Bulldog, Hemingway. He also has a taste for fine wines and music. Two of his favorite musicians are Michael Bublé and Frank Sinatra.



TRANSACTION HISTORY: Signed with Cincinnati as undrafted rookie April 30, 2010...waived Aug. 30... signed with San Diego, Oct. 13...re-signed, April 13, 2012...signed four-year contract, March 9, 2013.

2016: 100th career game played Dec. 24 at Cleveland. **2015:** Recovered fumble on punt return Dec. 13 at Kansas City. **2014:** Handled snaps in all 16 games. **2013:** Handled all snaps in all 18 games, including playoffs...two special teams stops during regular season. **2012:** Career-high three special teams tackles...injured wrist Nov. 18 at Denver...placed on

"Reserve-Injured" list Nov. 21. **2011:** Handled all snaps in all 16 games. **2010:** First-career game Oct. 17 at St. Louis.

COLLEGE: Snapped for nation's No. 1 punt team (39.6 avg.) in 2007...did not have unplayable snap in 395 career attempts...redshirted in 2006...played at Cincinnati from 2007-09...turned down chance to play as senior in 2010... earned degree in psychology.

PERSONAL: Played on state championship teams as junior and senior at Elder High in Cincinnati, Ohio.

Games Played-Started: 2010 (11-0, San Diego); 2011 (16-0, San Diego); 2012 (10-0, San Diego); 2013 (16-0, San Diego); 2014 (16-0, San Diego); 2015 (16-0, San Diego); 2016 (16-0, San Diego); **Total** (101-0).

Postseason Games Played-Started: 2013 (2-0, San Diego).

Special Teams Tackles: 2011 — 1; 2012 — 3; 2013 — 2; 2015 — 3; **Total** — 9.



***DRAFT CHOICES, ROOKIE
FREE AGENTS, FIRST-YEAR
PLAYERS & ROSTERS***



MIKE WILLIAMS

Wide Receiver
6-4, 220
Rookie

Draft 1 - '17
Clemson
Lake Marion HS
Vance, S.C.

The Chargers drafted one of the most prolific receivers in national champion Mike Williams from Clemson with the seventh overall pick of the 2017 NFL Draft.

Named second-team All-American by Phil Steele, SB Nation and Walter Camp. Was a first-team All-ACC (media, coaches) selection.

Bounced back in a big way from a season-ending injury in the 2015 opener, finishing his career as one of Clemson's most decorated wide receivers in history. Turned professional with one year of eligibility remaining. In three seasons, compiled 177 receptions for 2,727 yards and 21 touchdowns in 1,871 snaps over 42 games (30 starts). Ranked third in Clemson history in receiving touchdowns, fourth in receiving yards and fifth in receptions.

Helped lead Clemson to a national championship victory over Alabama. Caught eight passes for 94 yards with a touchdown against the Crimson Tide. Opened the playoff run with six grabs for 96 yards in Fiesta Bowl win over Ohio State.

Williams tallied two 1,000-yard receiving seasons, with his best year coming in 2016. Williams was the team leader in receptions (98), receiving yards (1,361) and receiving touchdowns (11). The year culminated with the second-most receptions and third-most receiving yards in a season in Clemson history.

Williams recorded five 100-yard efforts, including one 200-yard receiving game and three over 140 yards. Showed he was back to full strength in return

TRANSACTION HISTORY: First-round pick by Chargers (7th overall), April 27, 2017...signed four-year contract on May 11.

COLLEGE: Capped off his collegiate career by helping lead Clemson to a national championship...second-team All-American by Phil Steele, SB Nation and Walter Camp...first-team All-ACC (media, coaches) ... team leader in receptions (98), receiving yards (1,361) and receiving touchdowns (11) in 2016...second-most receptions and third-most receiving yards in a season in Clemson history...played 706 snaps over 15 games (15 starts)...had five 100-yard efforts...in three seasons, compiled 177 receptions for 2,727 yards and 21 touchdowns in 1,871 snaps over 42 games (30 starts) in his career...third in Clem-

son history in receiving touchdowns, fourth in receiving yards and fifth in receptions...had 57 receptions for a team-high 1,030 yards and six touchdowns in 749 snaps over 13 games (11 starts) in 2014...Biletnikoff Award Watch List member, a second-team All-ACC selection (media), third-team All-ACC selection (coaches), third-team All-ACC by College Sports Madness and Phil Steele.

Suffered fracture in his neck after colliding with the goal post padding on Clemson's first drive of the 2015 season, a four-yard touchdown catch.

A native of Vance, S.C., Williams was rated as the No. 180 player in the nation and No. 2 player in South Carolina by 247Sports.com at Lake Marion High School. Also played quarterback in limited action as a junior; passed for 354 yards and three touchdowns on just 20 completions. Earned undergraduate degree in sociology in December 2016.

son history in receiving touchdowns, fourth in receiving yards and fifth in receptions...had 57 receptions for a team-high 1,030 yards and six touchdowns in 749 snaps over 13 games (11 starts) in 2014...Biletnikoff Award Watch List member, a second-team All-ACC selection (media), third-team All-ACC selection (coaches), third-team All-ACC by College Sports Madness and Phil Steele.

PERSONAL: Born in Vance, S.C. ...rated as the No. 180 player in the nation and No. 2 player in South Carolina by 247Sports.com...No. 199 player in the nation and No. 3 player in South Carolina by ESPN...earned an undergraduate degree in sociology in December 2016 from Clemson.



FORREST LAMP

Guard
6-4, 310
Rookie

Draft 2 - '17
Western Kentucky
Venice HS
Venice, Fla.

The Chargers drafted heralded offensive lineman Forrest Lamp from Western Kentucky University in the second round of the 2017 NFL Draft.

One of the nation's elite offensive linemen, Lamp made his case as the best offensive lineman - and one of the best overall players - in school history with a stellar senior campaign in 2016. Lamp started 12 of 14 games for the Hilltoppers at left tackle and did not allow a sack for the second consecutive season. For the season, Lamp allowed just four quarterback pressures over 558 pass attempts. Lamp became WKU's first ever USA Today All-American and just the second Associated Press All-American of the FBS era.

Lamp left WKU with four rings, three consecutive

bowl champions, two consecutive C-USA championships and his degree from the University. In the process, he helped block for the school's single-season record holder in passing yards, passing touchdowns, rushing touchdowns, receiving yards, receiving touchdowns, total touchdowns and points scored.

A two-time team captain, Lamp earned all-conference accolades in 2015 and 2016. He was on the Outland Trophy Watch List in 2016 and the Lombardi Watch List in 2015.

Lamp was rated as a two-star recruit by both Rivals.com and Scout.com. Lamp helped lead Venice High School to a 17-6 mark in his final two seasons with the Indians, playing both ways, serving on the offensive and the defensive line in his senior season.

TRANSACTION HISTORY: Second-round pick by Chargers (38th overall), April 28, 2017...signed four-year contract, May 11.

COLLEGE: 2016 USA Today second-team All-American, Associated Press third-team All-American, 2015 and 2016 Pro Football Focus All-American...a two-time team captain...named first-team All-Conference USA in 2015 and 2016...did not allow a sack in two straight seasons at WKU...allowed just four quarterback pressures over 558 pass attempts in 2016...left WKU with four rings, three consecutive bowl champions, two consecutive C-USA championships and his degree from the University...started out his collegiate career at right guard...started 51 games over the course of his career.

PERSONAL: Born in Venice, Fla. ...attended Venice High School...rated as a two-star recruit by both Rivals.com and Scout.com...was named a member of the South Team in the FACA North-South All-Star Game in 2011...helped lead Venice High School to a 17-6 mark in his final two seasons with the Indians, playing both ways, serving on the offensive and the defensive line in his senior season...was honored as a First-Team All-State performer and First-Team All-Area following his senior campaign.



DAN FEENEY

Guard
6-4, 310
Rookie

Draft 3 - '17
Indiana
Carl Sandburg HS
Orland Park, Ill.

In the third round of the 2017 NFL Draft, the Chargers selected two-time first-team All-American Dan Feeney from Indiana University.

Two-time captain Dan Feeney (2015-16) became just the fourth player in program history to earn first team All-America status twice, and just the third to earn first-team honors in back-to-back seasons. He started the first 41 games of his career at right guard and the final five at right tackle. In those 46 games, Feeney allowed just two sacks in 3,355 snaps.

Capped off his IU career by being named Associated Press first-team All-American. Also earned

All-America recognition from Scout.com (1st team), Walter Camp Football Foundation (2nd team), CBS Sports (2nd team) and Athlon Sports (2nd team). Was a first-team All-Big Ten (coaches and media) selection. Named to the Outland Trophy and Rotary Lombardi Award Watch Lists. Honored as Indiana's Anthony Thompson Most Valuable Player. Earned the team's Chris Dal Sasso Award (Outstanding Line-man).

An offensive and defensive tackle at Sandburg High. Earned Southtown Star, Regional News and Orland Park Prairie All-Area honors during his career.

TRANSACTION HISTORY: Third-round pick by Chargers (71st overall), April 28, 2017...signed four-year contract, June 2.

COLLEGE: Two-time first-team All-American...started 46 career games where he allowed just two sacks in 3,355 snaps...senior year surrendered one sack in 310 called pass attempts...finished with a team-best 58 knockdowns in 636 snaps...started four games at right guard and five at right tackle...did not allow

a sack in 475 called pass attempts...finished with a team-best 102 knockdowns in 1,069 snaps...started all 13 games at right guard in 2015.

PERSONAL: Offensive and defensive tackle at Carl Sandburg High in Orland Park, Ill. ...rated the No. 16 prospect in Illinois by Rivals...four-year football and one-year volleyball letterwinner...earned the Athletic Booster Award (3.0-plus GPA) all four years...volunteered at bible school and Erin's Walk for Change.



RAYSHAWN JENKINS

Safety
6-2, 220
Rookie

Draft 4 - '17
Miami
Admiral Farragut Academy
St. Petersburg, Fla.

In the fourth round of the 2017 NFL Draft, the Los Angeles Chargers selected All-ACC honorable mention safety Rayshawn Jenkins from the University of Miami.

After a preseason injury in 2014 that derailed his year, Jenkins played in 26 games with 19 starts to cap off his career.

His senior year he ranked third on the team with 76 tackles (56 solo) and finished with 4.5 tackles for loss. Jenkins led the team with two interceptions and ranked second with seven pass breakups and also added 1.5 sacks.

TRANSACTION HISTORY: Fourth-round pick by Chargers (113th overall), April 29, 2017...signed four-year contract, May 17.


COLLEGE: Played in 49 career games with 33 starts for Miami...in 2016 earned All-ACC Honorable Mention recognition from Atlantic Coast Sports Media Association (ACSMA)...ranked third on team with 76 tackles (56 solo) and finished with 4.5 tackles for loss...led team with two interceptions and ranked second with seven pass breakups...added 1.5 sacks...enjoyed a strong return to form in 2015 after missing the entire 2014 season due to injury...started seven of 13 games...fourth on the team with 52 tackles...ranked second on team with three interceptions...had four pass break-ups and one fumble recovery...

Was fourth on the team with 52 tackles in 2015. Ranked second on team with three interceptions. Had four PBUs and one fumble recovery.

Three-star recruit by ESPN, Rivals, and Scout. Rated as No. 27 safety prospect by Rivals and No. 40 according to ESPN. Played multiple positions at Admiral Farragut Academy, including quarterback, wide receiver, running back and defensive back. Ran track and was named school's Athlete of the Year after winning state Class A title in 110-meter hurdles and placing second in 300-meter hurdles.

Played in all 13 games, starting 12 at safety in 2013...fourth on team with 44 total tackles, making 29 solo stops...ranked second on team with three interceptions...played in 10 games at defensive back, making two starts as a true freshman in 2012...finished with 27 tackles, one interception and three pass break-ups.

PERSONAL: Three-star recruit by ESPN, Rivals and Scout...rated as No. 27 safety prospect by Rivals and No. 40 according to ESPN...played quarterback, wide receiver, running back and defensive back at Admiral Farragut Academy St. Petersburg, Fla. ...ran track and was named school's Athlete of the Year after winning state Class A title in 110-meter hurdles and placing second in 300-meter hurdles.



DESMOND KING

Cornerback
5-10, 200
Rookie

Draft 5 - '17
Iowa
East English Village HS
Detroit, Mich.

In the fifth round of the 2017 NFL Draft, the Chargers selected Jim Thorpe Award winner Desmond King from the University of Iowa.

King had one of the most prolific seasons by a corner in 2015 en route to earning unanimous and consensus All-America honors. During that season King garnered the Jack Tatum Award, presented by the Touchdown Club of Columbus, to the best defensive back in college football, the Tatum-Woodson Big Ten Conference Defensive Back of the Year, Most Valuable Player on defense, and the Reggie Roby Special Teams Award. During the 2015 campaign, the Detroit, Mich., native recorded 72 tackles, including 46 solo stops and 26 assists, eight interceptions for 118 yards and one touchdown. He led the team with 13 pass break-ups. King also handled majority of punt kickoff returns, averaging 14.2 yards on 17 punt returns and 24.4 yards on 29 kickoff returns.

He followed that season by being named first-team All-America by USA Today, SI.com, Pro Football

Focus, Athlon Sports, and College Sports Madness, second team All-America by Walter Camp Foundation, Associated Press, Football Writers Association of America, Phil Steele, and SB Nation. Recorded 42 solo tackles and 16 assists, with 3.5 tackles for loss in 2016. He shared team lead with three interceptions and ranked second with seven pass break-ups. King also averaged 10.2 yards on 26 punt returns and 27.8 yards on 27 KO returns. Capped his career by being the only Big Ten player in last 20 seasons with 12 or more career interceptions and over 1,500 combined interceptions and over 1,500 combined kickoff and punt return yards. King is also one of two players in school history with three interception returns for touchdowns.


Established Michigan high school record with 29 career interceptions at East English Village High School. King set the school record for career rushing yards. Was an African American Studies major and member of prep Honor Roll and Principal's List.

TRANSACTION HISTORY: Fifth-round pick by Chargers (151st overall), April 29, 2017...signed four-year contract, May 11.

COLLEGE: 2015 Jim Thorpe Award winner...Unanimous and consensus All-American in 2015... only Big Ten player in last 20 seasons with 12 or more career interceptions and over 1,500 combined kickoff and punt return yards...named first-team All-America by USA Today, SI.com, Pro Football Focus, Athlon

Sports, and College Sports Madness, second team All-America by Walter Camp Foundation, Associated Press, Football Writers Association of America, Phil Steele, and SB Nation in 2016.

PERSONAL: Earned first-team all-state honors his senior and junior seasons at East English Village High in Detroit...established Michigan high school record with 29 career interceptions...set school career rushing yards record...African American Studies major.



SAM TEVI

Tackle
6-5, 315
Rookie

Draft 6 - '17
Utah
Trinity HS
Euless, Texas

In the sixth round of the 2017 NFL Draft, the Chargers selected tackle Sam Tevi (Tevv-ee) out of Utah.

Tevi started his career as a defensive tackle before earning the starting nod for the Utes on the offensive line.

Started all 13 games at left tackle in 2015 and 11 games at right tackle in 2016. Lettered as a true freshman, finding time on special teams and along

the defensive line where he recorded nine tackles, two for a loss and a sack.


Was named to the 2012 Star-Telegram Super Team second-team defense. His senior season he recorded 56 tackles, 3.0 sacks, 8.0 TFLs. Earned four letters in football, three in track and two in basketball Tevi also played volleyball. Earned his degree in sociology.

TRANSACTION HISTORY: Sixth-round pick by Chargers (191st overall), April 29, 2017...signed four-year contract, May 11.

freshman in 2013.

COLLEGE: Two-year starting offensive tackle began his career as a defensive tackle...invited to the East-West Shrine Game...played and started in 11 games at right tackle in 2016...started all 13 games at left tackle in 2015...started off career on defensive line...tallied nine tackles with two TFL and one sack as a

PERSONAL: 2012 Star-Telegram Super Team second-team defense...first-team All-District in 2011 and 2012... 56 tackles, 3.0 sacks, 8.0 TFL in 2012... helped Trinity High in Euless, Texas, to the area championship...won four letters in football, three in track and two in basketball...also played volleyball... has two brothers and five sisters.



ISAAC ROCHELL

Defensive End
6-4, 280
Rookie

Draft 7 - '17
Notre Dame
Eagle's Landing Christian
McDonough, Ga.

In the seventh round of the 2017 NFL Draft, the Los Angeles Chargers selected defensive lineman Isaac Rochell from Notre Dame.

Rochell played in 49 career games for the Fighting Irish. He finished his career with 167 total tackles, 83 solo stops, and 22 TFLs. Rochell got to the quarterback 4.5 times at Notre Dame. The team captain had his most productive season in 2015 when he

was fifth on the Irish and tops among all defensive linemen in tackles with 63. His 63 tackles were the most by a Notre Dame defensive lineman since Trevor Laws had 112 in 2007.

First-team Georgia Class A all-state pick by Atlanta Journal-Constitution. He helped Eagle's Landing Christian Academy in McDonough, Ga., to 12-1 record and Georgia Class A private state title in 2012.

TRANSACTION HISTORY: Seventh-round pick by Chargers (225th overall), April 29, 2017...signed four-year contract, May 11.

senior season.

COLLEGE: Played in 49 career games at Notre Dame...recorded 167 tackles with 22 TFL and 4.5 sacks...totaled 55 tackles his senior season...posted 63 tackles as a junior in 2015...the 63 tackles were the most by an Irish defensive lineman since 2007...recorded 2.5 sacks in 2014...named team captain his

PERSONAL: Ranked 139th player nationally on ESPN 300 list...ranked 127th on 247Sports list of top 247 players...rated 124th on Rivals 250 list...ranked ninth on Rivals.com list of defensive ends... first-team Georgia Class A all-state pick by Atlanta Journal-Constitution...helped Eagle's Landing Christian Academy in McDonough, Georgia, to 12-1 record and Georgia Class A private state title in 2012.

ROOKIE FREE AGENTS & FIRST-YEAR PLAYERS




TOBY BAKER

Punter
6-3, 210
Arkansas
Rookie NFL Season
Free Agent — '17
Memphis University HS
Memphis, Tenn.

TRANSACTION HISTORY: Signed with Chargers, May 17, 2017.

COLLEGE: Played in 27 games...averaged 43.0 yards per punt...totaled 27 punts of 50-plus yards...landed 45 punts inside the 20...had a punt of 50 or more yards in 15 games...Burlsworth Trophy semifinalist...responsible for 57 of the team's 59 punts with a career-long of 60 yards...finished with a 44.4 average to rank fourth in the SEC and 13th nationally in 2016... delivered 21 punts of 50+ yards...in 2015 pinned 23 of his 43 punts inside the 20-yard line, including 13 of his last 22...23 punts downed inside the 20 was the third most in program history for a single season since 1997.

PERSONAL: Started at quarterback and punter as a senior, leading Memphis (Tenn.) University School to a district title and earning all-state accolades at punter...graduated in December 2016 with a degree in finance...three-time Fall SEC Academic Honor Roll (2013, 14, 15).



MIKE BERCOVICI


Quarterback
6-0, 204
Arizona State
1st NFL Season
Free Agent — '16
Taft HS
Woodland Hills, Calif.

TRANSACTION HISTORY: Signed with Chargers, May 10, 2016...waived Sept. 3, 2016...re-signed with Chargers Jan. 10, 2017.

COLLEGE: Recipient of ASU's 2015 Pat Tillman Outstanding Academic Achievement Award, Danny White Offensive MVP Award, Frank Kush Captains Award, National Lee Roy Selmon Community Spirit Award and Senior CLASS Award...2015 Pac-12 Football Scholar-Athlete of Year...three-time Pac-12 All-Academic (2013-15)...11-time Scholar Baller, student who earns 3.0 GPA or above in given semester...played in 41 career games with 16 starts and completed 438 of 724 (60.5) for 5,333 yards with 42 touchdowns and only 13 interceptions for 137.9 pass efficiency rating...tied school record with 30 TD passes as senior team captain in 2015, completing 318 of 531 (59.9 pct.) for 3,855 yards with just nine INTs for 136.1 rating...second-most completions and third-

most yards in season in school annals...three five-TD games, tied for second in school history, including 2014 effort vs. Southern California as became first quarterback ever to throw five TD passes vs. Trojans...threw for 510 yards in game, second-most ever vs. USC...set NCAA record with 998 combined passing yards in his first two career starts (vs. USC and UCLA) in 2014...488 yards vs. Bruins was most in school history by QB in first-career start...Pac-12 Offensive Player of Week after win over then-No. 7 UCLA at Rose Bowl in 2015...redshirted in 2012...played at Arizona State in 2011 and 2013-15...four-year member of team's leadership council...five-year member of ASU's Student-Athlete Advisory Committee...business management degree and master's in sports law and business.

PERSONAL: Born in Calabasas, Calif. ...All-Los Angeles City after completing 240 of 399 (60.2 pct.) for 3,755 yards with 37 touchdowns and only nine interceptions as senior at Taft High in Woodland Hills, Calif...sat out 2009 season after transferring from Westlake (Calif.) High...at ASU, volunteered at camps and youth clinics and spoke at elementary and middle schools across the state...regular visitor to Phoenix Children's Hospital and Carson Children's Hospital in Mesa, Ariz.



BRETT BOYKO

Tackle
6-6, 301
UNLV
1st NFL Season
2nd with Chargers
Free Agent — '16
St. Joseph's HS
Saskatoon, Saskatchewan

TRANSACTION HISTORY: Signed with Philadelphia, May 2, 2015...waived Sept. 5...re-signed to Eagles' practice squad, Sept. 7...re-signed with Eagles, Jan. 4, 2016...waived May 17...signed with Chargers, June 2, 2016...waived Sept. 3, 2016...re-signed to Chargers' practice squad Oct. 4, 2016...re-signed with Chargers Jan. 3, 2017.

2016: Spent 12 weeks on Chargers practice squad.
2015: Spent entire season on Philadelphia's practice squad.

COLLEGE: Second-team All-Mountain West Conference and Academic All-MWC as junior and senior...42 career starts, including 36 at left tackle...started seven games at left tackle and six at left guard as senior and allowed just one sack...Freshman All-America in 2011...redshirted in 2010...played at UNLV from 2011-14...psychology degree.

PERSONAL: Born in Saskatoon, Saskatchewan, Canada...defensive end and quarterback at St. Joseph's High in Saskatoon...lettered in basketball...played club lacrosse for Saskatchewan Swat and Saskatoon Smash...also competed in club hockey.



DA'RON BROWN

Wide Receiver
6-0, 199
Northern Illinois
1st NFL Season
1st with Chargers
Draft 7 - '15
Morgan Park HS
Chicago, Ill.

TRANSACTION HISTORY: Seventh-round pick by Chiefs (233rd overall), May 2, 2015...signed four-year contract, May 12, 2015...waived Sept. 5, 2015...re-signed with Chiefs practice squad Sept. 8, 2015...re-signed with Kansas City Jan. 18, 2016...waived Sept. 3, 2016...signed to New England's practice squad Sept. 27, 2016...waived Oct. 1, 2016...signed to Giants' practice squad Nov. 9, 2016...waived Nov. 17, 2016...signed to Miami's practice squad Dec. 1, 2016...signed with Chargers Jan. 19, 2017.

2016: Spent one week on New England's practice squad...spent one week on the New York Giants' practice squad...spent six weeks on Miami's practice squad. **2015:** Spent entire season on Kansas City's practice squad.

COLLEGE: Appeared in 55 games (36 starts), catching 155 passes for 2,295 yards (14.8 avg.) and 19 TDs...led the team in every major receiving category in 2014: catches (68), receiving yards (1,065) and receiving touchdowns (six)...became the seventh player in school history to total 1,000 receiving yards in a season and first since Martel Moore in 2012, helping him earn 2014 Second Team All-MAC.

PERSONAL: Honored as a first-team All-City selection in his junior and senior years as a quarterback... as a senior, rushed for 1,800 yards on 147 carries (12.2 avg.) and 23 touchdowns...set the school record for career rushing scores (41) by a quarterback...played wide receiver as a sophomore and caught 45 passes for 789 yards and 12 touchdowns.



SEAN CULKIN

Tight End
6-5, 255
Missouri
Rookie NFL Season
Free Agent - '17
Christian HS
Indian Rocks Beach, Fla.

TRANSACTION HISTORY: Signed with Chargers, May 12, 2017.

COLLEGE: Played in 48 career games...caught 61 passes for 601 yards and two touchdowns...finished his senior season with 24 catches for 282 yards (11.75 avg.)...had 16 receptions for 139 yards and one touchdown in 2015...caught 20 passes for 174 yards (8.7 per catch) and a TD in his sophomore season.

PERSONAL: Rivals.com ranked him as the nation's No. 24 tight end prospect, as well as the No. 62 overall prospect at any position out of the state of Florida for 2012...caught 55 passes for 981 yards and 18 touchdowns as a senior in a breakout season that saw him earn First-Team All-State honors as well as team MVP honors...played several years of AAU basketball, and played on Amare Stoudemire's team which placed second in nationals one summer...was active in youth groups and has taken mission trips to Alabama, Nicaragua and El Salvador.



MICHAEL DAVIS

Cornerback
6-2, 195
Brigham Young
Rookie NFL Season
Free Agent - '17
Glendale HS
Glendale, Calif.

TRANSACTION HISTORY: Signed with Chargers, May 12, 2017.

COLLEGE: Played in all 13 games, starting seven at corner his senior season...recorded 23 tackles with 2.5 for loss...tallied 10 pass breakups and 27 tackles as a junior...started all 13 games...started in eight games and played in all 13 as a sophomore...posted a career-high 43 tackles and added six pass breakups.

PERSONAL: All-Pacific League first-team wide receiver...had 33 catches, 409 yards and three touchdowns, rushed 39 times for 258 yards and two scores, and returned 13 kicks for 394 yards, including a 99-yard return as a senior...ran the 100-meters in 10.67 seconds and 200-meters in 21.4 seconds and finished seventh at the California state championship.



DILLON DEBOER

Center
6-5, 300
Florida Atlantic
Rookie NFL Season
Free Agent – '17
East Lake HS
Tarpon Springs, Fla.

TRANSACTION HISTORY: Signed with Chargers, May 12, 2017.

COLLEGE: Honorable mention C-USA selection...C-USA Commissioner's Honor Roll (2016-17)...honored as the team's Offensive MVP at the season-ending banquet...played left tackle and center his senior season...on the Rimington Watch List for 2016...earned C-USA All-Academic honors in 2015...played in 10 games and started in six at right guard as a redshirt freshman.

PERSONAL: Born in Clearwater, Fla. ...graduated in spring 2016 with a finance degree...a two-sport athlete in high school...also played basketball.



AUSTIN EKELER

Running Back
5-10, 200
Western State Colorado
Rookie NFL Season
Free Agent – '17
Eaton HS
Eaton, Colo.

TRANSACTION HISTORY: Signed with Chargers, May 12, 2017.

COLLEGE: He broke nearly every Mountaineer career rushing record, carrying the ball 932 times for 5,857 yards and 55 touchdowns...led all NCAA divisions in rushing yards through the first eight weeks of the season and was the NCAA's active career rushing leader through the first nine weeks in 2016...led all of Division II with 149.5 average rushing yards per game...accounted for nearly 40 percent of Western's points (108-of-278)... recorded over 100 all-purpose yards in eight games, and over 200 in four games... led Division II and the Rocky Mountain Athletic Conference in all-purpose yards per game with 203.9 and scoring, averaging 12.6 points per game in 2015...ran for the third most yards in Division II with 1,637 and averaged the third most rushing yards per game with 163.7...ran for more than 1,600 yards in two seasons and ran for over 1,000 yards as a freshman.

PERSONAL: All-conference and all-state athlete in both football and track...recorded 2,398 yards rushing, 42 touchdowns, and averaged 10.16 yards per carry...three-time academic achievement award winner.



RANDALL EVANS

Cornerback
6-0, 195
Kansas State
1st NFL Season
1st with Chargers
Draft 6 - '15
Miami Palmetto HS
Miami, Fla.

TRANSACTION HISTORY: Sixth-round pick by Philadelphia (196th overall), May 2, 2015...signed four-year contract May 6, 2015...waived Sept. 5, 2015...re-signed to Eagles' practice squad...added to active roster Jan. 2, 2016...waived Aug. 28, 2016...signed to Chargers' practice squad Dec. 7, 2016...re-signed with Chargers, Jan. 3, 2017.

2015: Appeared in the season finale for the Eagles against the Giants on Jan. 3, 2016.

COLLEGE: Appeared in 51 games (31 starts) for the Wildcats, recording 210 tackles, seven interceptions and 35 passes defended during his collegiate career. He earned first-team All-Big 12 accolades in 2014 after leading the team with four interceptions and 14 passes defended...led KSU in interceptions in 2014 with four.

PERSONAL: Played two seasons at Miami Palmetto High School in St. Pinecrest, Fla., where he helped the Panthers earn a state runner-up finish as a junior after picking off seven passes. Notched five interceptions and 50 tackles as a senior. Attended South Miami (Fla.) High School as a freshman and sophomore before transferring to Miami Palmetto... graduated from Kansas State in December 2014 with two bachelor's degrees -- one in sociology with an emphasis in criminology and the other in American ethnic studies.



NIGEL HARRIS

Outside Linebacker
6-2, 230
South Florida
Rookie NFL Season
Free Agent – '17
Hillsborough HS
Tampa, Fla.

TRANSACTION HISTORY: Signed with Chargers, May 12, 2017.

COLLEGE: Registered 232 career tackles...recorded 41 career starts...his eight career forced fumbles rank second all-time at South Florida...ranked second on the team with 78 total tackles (career high) and posted 48 solo tackles...led the team with 9.5 tackles for loss and added 2.0 sacks, a career-high two interceptions, a fumble recovery, a pass breakup and a QB hurry in 2016...recorded 42 tackles on the year, including 29 solo tackles...also recorded 4.5 tackles for loss, 1.5 sacks, an interception and a forced fumble in 2015... named and NCAA FBS statistical champion (just the second in USF history) after leading the nation with .55 forced fumbles per game on the season...his six forced fumbles on the year set a new USF season record...finished second on the team (17th in the AAC) with 77 tackles (52 solo) and led the Bulls and finished sixth in the AAC with 10.5 tackles for loss in 2014... appeared in all 12 games and started seven as a true freshman.

PERSONAL: Born in Gainesville, Fla. ...a three-year starter who was an all-state and three-time all-county selection...led the Terriers to a 30-6 record during his three seasons...tallied 301 tackles, three sacks, seven pressures, an INT, four pass break-ups and three fumble recoveries.



CARDALE JONES

Quarterback
6-5, 250
Ohio State
2nd NFL Season
1st with Chargers
Draft 4 - '16
Cleveland Glenville
Cleveland, Ohio

TRANSACTION HISTORY: Fourth-round pick by Buffalo (139th overall)...signed four-year contract June 7, 2016...acquired by Chargers on July 26, 2017.

2016: Played in the season-finale against the Jets on Jan. 1, 2017...completed six passes for 96 yards.

COLLEGE: Played in 23 games for the Buckeyes and was a perfect, 11-0, as the starting quarterback for the best winning percentage for a QB in school history with 10-or-more starts...included in his victories are three of the most important wins in school history; post-2014 season conquests of Wisconsin in the Big Ten title game, No. 1 Alabama in the College Football Playoff semifinals at the Allstate Sugar Bowl, and No. 2 Oregon in the national championship game...was the MVP of the Big Ten title game after throwing for 257 yards and three touchdowns...threw for 2,323 yards with 15 touchdowns, seven interceptions and a 61.9 completion percentage for his career.

PERSONAL: Was nominated for an ESPY in the "breakout" player category...rated by Rivals.com as the No. 12 prep school player in the country in 2011...led perennial northeast Ohio high school power Cleveland Glenville to a 24-3 record as a starting quarterback...attended high school at the Ginn Academy.



JAMAAL JONES

Wide Receiver
6-1, 189
Montana
1st Season
2nd with Chargers
Free Agent — '16
Graham-Kapowsin HS
Graham, Wash.

TRANSACTION HISTORY: Signed with Chargers, May 13, 2016...waived Aug. 2, 2016...placed on reserve/injured list Aug. 4, 2016...re-signed with Chargers Jan. 19, 2017.

COLLEGE: Second-team All-America, first-team All-Big Sky, team captain and Steve Carlson Offensive Team MVP in 2015...set school record with 3,021 career receiving yards...third in school annals with 184 catches and eighth with 22 touchdowns...second-team All-Big Sky after 1,044-yard season in 2014...played at Montana from 2013-15...played in three games for Washington in 2012 and was team captain for season finale vs. Arizona...redshirted in 2011...communications major.

PERSONAL: Born in Heidelberg, Germany...two-time first-team All-South Puget Sound League at Graham-Kapowsin High in Graham, Wash. ...missed senior season due to injury...all-league basketball as sophomore and junior...father, Alvin Sr., is retired Army sergeant.



YOUNGHOE KOO

Kicker
5-10, 185
Georgia Southern
Rookie NFL Season
Free Agent — '17
Ridgewood HS
Ridgewood, N.J.

TRANSACTION HISTORY: Signed with Chargers, May 12, 2017.

COLLEGE: Put together one of the greatest kicking seasons in school history...became the program's first FBS All-American when he was named to Phil Steele's third-team squad...finalist for the Lou Groza Award, also a program first...named first-team All-Sun Belt Conference...led the Eagles in scoring with 85 points...second in the country in field goal percentage, hitting 19 of 20 tries...19 makes tied a school record for a single season...made his first 14 field goals of the season, tying the school record for consecutive makes in a single season...set a new school record for career field goal percentage, hitting 31 of 35 for his career (88.6 pct.).

PERSONAL: Born in Seoul, South Korea...a YouTube sensation with his flip-kick field goal...first-team All-Big North League kicker all four years...as a senior was 32-32 in PATs with six field goals and a long of 41...recorded touchbacks on 47 of 50 kickoffs with

26 going out of the end zone...scored 151 points in kicking game over four-year career...won three letters during his high school career in track...competed in high jump, long jump, triple jump and javelin...named all-county honorable mention as a junior in high jump and javelin.



ADRIAN McDONALD

Safety
5-9, 190
Houston
1st Season
2nd with Chargers
Free Agent — '16
Eisenhower HS
Lawton, Okla.

TRANSACTION HISTORY: Signed with Chargers, May 10, 2016...waived Sept. 3, 2016...re-signed to Chargers' practice squad Sept. 4, 2016...re-signed Jan. 3, 2017.

COLLEGE: Second-team All-American Athletic Conference as senior and first-team as junior...team captain and semifinalist for 2015 Jim Thorpe Award...Conference USA Commissioner's Honor Roll in 2012...school-record 17 interceptions and 286 return yards, second in school history...fifth in school annals for career forced fumbles (seven)...tallied 301 career tackles, one sack and 7.5 tackles for loss...as sophomore in 2013, led AAC and ranked seventh in nation with six INTs...played at Houston from 2012-15...kinesiology major.

PERSONAL: Born in Lawton, Okla. ...2011 District 1-6A co-Offensive Player of Year as quarterback at Eisenhower High in Lawton.



MIKE MOORE

Outside Linebacker
6-0, 235
Kansas State
Rookie NFL Season
Free Agent — '17
Skyline HS
Dallas, Texas

TRANSACTION HISTORY: Signed with Chargers, May 12, 2017.

COLLEGE: Played in 49 career games with 16-consecutive starts to end his career...suffered from a brain tumor after the first game of 2014, but underwent a procedure that removed the tumor and allowed him to still play football...received a medical redshirt to play four full seasons...a member of five bowl teams – including two victories – and the 2012 Big 12 Championship as he helped the Wildcats earn a 43-22 record during his five years...earned second team All-Big 12 (Pro Football Focus) and honorable mention All-Big 12 (Coaches) in 2016...totaled 75 tackles, including 4.0 tackles for loss and three fumble recoveries his senior season.

PERSONAL: Born in Dallas, Texas...Graduated from Kansas State in Dec. 2014 with a degree in family studies and human services...two-time all-district pick...named one of the top 100 players in the state of Texas before senior season.



JAMES ONWUALU

Outside Linebacker
6-1, 235
Notre Dame
Rookie NFL Season
Free Agent — '17
Cretin-Derham Hall HS
St. Paul, Minn.

TRANSACTION HISTORY: Signed with Chargers, May 12, 2017.

COLLEGE: Started off his collegiate career at receiver...played in 48 games...switched to linebacker and totaled 143 career tackles, 19.5 tackles for a loss and six sacks...the senior co-captain registered 75 tackles, led the team with 11.5 TFLs and added three sacks his senior season.

PERSONAL: First-team running back on both Associated Press and Minnesota Football Coaches Association 2012 all-state squads...named to All-Pioneer Press 2012 all-star squad as running back/wide receiver/defensive back for 2012 by Saint Paul Pioneer-Press...ranked 22nd player nationally on Rivals.com list in "athlete" category.



MITCHELL PAIGE

Wide Receiver
5-8, 180
Indiana
Rookie NFL Season
Free Agent — '17
Guerin Catholic HS
Carmel, Ind.

TRANSACTION HISTORY: Signed with Chargers, May 16, 2017.

COLLEGE: Finished his career with 115 receptions for 1,330 yards and 10 touchdowns in 35 games (24 starts)...became the 19th Hoosier to reach 100 catches and 1,000 yards...shares second on the program's career list with two punt return touchdowns...returned 39 punts for 360 yards (11th in school annals), rushed eight times for 47 yards with one TD, and completed 2-of-4 passes for 21 yards and one score...collected 1,737 career all-purpose yards and started all 24 games over his junior and senior seasons...honorable mention All-Big Ten (coaches and media)...team captain...Burlsworth Trophy semifinalist...member of the Wuerffel Trophy Watch List...Allstate AFCA Good Works Team nominee...Senior CLASS Award candidate...earned the team's Ted Verlihay "Mental Attitude" Award in 2016...graduated with a telecommunications degree in Dec. 2016.

PERSONAL: Two-time all-state selection...closed his career with 2,006 receiving yards, 965 rushing yards, 1,794 return yards and 37 touchdowns...team captured two regional championships...also lettered in basketball, golf and track and field.



ANDRE PATTON

Wide Receiver
6-2, 200
Rutgers
Rookie NFL Season
Free Agent — '17
St. Elizabeth HS
Wilmingon, Del.

TRANSACTION HISTORY: Signed with Chargers, May 12, 2017.

COLLEGE: Played in 44 career games...totaled 90 catches for 1,164 yards with 10 touchdowns for his career...recorded 33 receptions for 460 yards...led the team and ranked ninth in the Big Ten with five receiving touchdowns...averaged 13.94 yards per catch his senior season in 2016...second on the team with 432 receiving yards and third with 34 receptions as a junior.

PERSONAL: Named the Delaware Defensive Player of the Year by voting media and the Delaware Interscholastic Football Coaches Association...finished the season with 68 tackles and three interceptions...totaled 48 receptions for 761 yards and eight touchdowns as a senior...rushed for 677 yards and another 14 touchdowns...also returned punts and kickoffs for the Vikings.



RYAN REID

Cornerback
5-9, 190
Baylor
Rookie NFL Season
Free Agent — '17
Sherman HS
Dallas, Texas

TRANSACTION HISTORY: Signed with Chargers, June 8, 2017.

COLLEGE: Ranked eighth in school history with 28 career passes defended...tallied 90 tackles, six interceptions and three forced fumbles in 44 games with 35 starts for the Bears...voted a 2016 All-Big 12 Honorable Mention selection by coaches after recording 22 tackles, eight passes defended and three picks as a senior...Graduated in May 2016 with a degree in communication studies.

PERSONAL: Born in Dallas, Texas...position rankings among cornerbacks: No. 25 by 247Sports.com, No. 43 by Rivals.com, No. 46 by ESPN.com, No. 58 by Scout.com...totaled 60 tackles, three interceptions, 20 pass break-ups and two forced fumbles...also caught six passes for 107 yards and one touchdown.




ARTAVIS SCOTT

Wide Receiver
5-11, 195
Clemson
Rookie NFL Season
Free Agent – '17
Sherman HS
Dallas, Texas

TRANSACTION HISTORY: Signed with Chargers, May 12, 2017.

COLLEGE: All-ACC wide receiver each of his three seasons...Clemson's career leader with 245 receptions (fifth in ACC history) for 2,458 yards and 19 touchdowns in 1,981 snaps over 43 career games (36 starts)...caught a pass in 42 of 43 games and finished with a streak of 38 straight with at least one reception, setting a school-record streak...had six games with at least 100 receiving yards...fifth in Clemson history with 19 career receiving touchdowns...earned invitation to the Senior Bowl...undergraduate degree in communications in December 2016.

PERSONAL: Rated as the No. 68 player and No. 10 wide receiver in the nation and No. 8 player in Florida by 247Sports.com...No. 68 player and No. 11 wide receiver in the nation and No. 9 player in Florida by Rivals.com...No. 83 player in the nation and No. 9 player in Florida by ESPN...played in the U.S. Army All-American Game...had 172 receptions for 3,035 yards and 32 touchdowns along with 980 yards and 14 touchdowns on 108 carries.



BRANDON STEWART

Cornerback
5-11, 185
Kansas
Rookie NFL Season
Free Agent – '17
Cedar Hill HS
Cedar Hill, Texas

TRANSACTION HISTORY: Signed with Chargers, May 12, 2017.

COLLEGE: Played in 22 games...started 21 contests...gathered 60 tackles...picked off three passes...returned three interceptions for 71 yards...scored a 55-yard touchdown on an interception return...broke up eight passes...forced one fumble...blocked a field goal.. Big 12 Commissioner's Honor Roll and Athletic Director's Honor Roll.

PERSONAL: Named first-team All-District in 2011...picked up second-team all-state honors as a senior at CHHS...moved to Cedar Hill for his senior year of high school after playing first three years at Buena High School in Sierra Vista, Ariz.



BRAD WATSON

Cornerback
5-11, 185
Wake Forest
Rookie NFL Season
Free Agent – '17
Westwood HS
Austin, Texas

TRANSACTION HISTORY: Signed with Chargers, May 12, 2017.

COLLEGE: Played in 49 games...totaled 161 tackles and four interceptions in his career...honorable mention All-ACC pick by the ACC Coaches...third-team All-ACC by Phil Steele his junior season...registered a career-high 72 tackles and a sack his junior season.

PERSONAL: Member of the Texas Class 5A Region 2 Elite Team...three-year letterman and starter at Westwood High in Austin, Texas...named to the Academic All-District team... Had 55 tackles, three interceptions and seven pass break-ups as a senior... added two touchdown receptions as a receiver to go with an interception return for a touchdown and a kickoff return for a touchdown...also ran track where he competed in the 200 meters and the long jump.

CHARGERS PRONUNCIATION GUIDE

Jahleel (jah-LEEL) Addae (uh-DIE)
Jerry Attaochu (uh-TAU-choo)
Kenjon (KEN-yawn) Barner
Mike Bercovici (Burr-KAH-vee-chee)
Tre (tray) Boston
Jatavis (juh-TAY-vis) Brown
Asante (uh-SON-tay) Cleveland
Jeremy (Jeremy) Davis
Dillon DeBoer (duh-BOOER)
Nick Dzubnar (duh-ZOOB-nar)
Austin Ekeler (ECK-uh-ler)
Kaleb (KAY-lib) Eulls (YULES)
Nigel (NY-jull) Harris
Cardale (CAR-dale) Jones
Drew Kaser (KAY-zer)
Younghoe (YOUNG-way) Koo (Coo)
Corey Liuget (LEE-jit)
Craig Mager (MAY-gur)
Brandon Mebane (me-BANE)
Russell Okung (oh-KOONG)
James Onwuualu (on-WALL-oooh)
Tenny Palepoi (PAL-uh-poy)
Darius Philon (PHI-lawn)
Trovon (truh-VON) Reed
Isaac Rochell (ROW-shell)
Artavis (are-TAY-vis) Scott
Sam Tevi (teh-VEE)
Max Tuerk (Turk)
Tyrell (TIE-rell) Williams

2017 NUMERICAL ROSTER

No.	Name	Pos.	Ht.	Wt.	Age	DOB	Exp.	College	How Acquired
1	Jamaal Jones	WR	6-1	189	24	1/31/93	1	Montana	FA-'17
2	Josh Lambo	K	6-0	215	26	11/19/90	3	Texas A&M	FA-'15
3	Austin Ekeler	RB	5-10	200	22	5/17/95	R	Western State, Colo.	FA-'17
3	Rayshawn Jenkins	S	6-2	220	23	1/25/94	R	Miami	D4-'17
4	Toby Baker	P	6-3	210	23	9/18/93	R	Arkansas	FA-'17
4	Brad Watson	CB	6-0	190	21	8/20/95	R	Wake Forest	FA-'17
5	Cardale Jones	QB	6-5	250	24	9/29/92	2	Ohio State	T (BUF) '17
6	Mike Bercovici	QB	6-0	204	24	2/9/93	1	Arizona State	FA-'17
7	Mike Williams	WR	6-4	220	22	10/4/94	R	Clemson	D1-'17
8	Drew Kaser	P	6-2	206	24	2/11/93	2	Texas A&M	D6-'16
9	Younghoee Koo	K	5-10	185	22	8/3/94	R	Georgia Southern	FA-'17
10	Kellen Clemens	QB	6-2	220	34	6/6/83	12	Oregon	UFA (STL) '16
11	Jeremy Davis	WR	6-3	211	25	1/10/92	3	Connecticut	FA-'14
12	Travis Benjamin	WR-KR	5-10	175	27	12/29/89	6	Miami	UFA (CLE) '16
13	Keenan Allen	WR	6-2	211	25	4/27/92	5	California	D3-'13
15	Dontrelle Inman	WR	6-3	205	28	1/31/89	4	Virginia	FA-'14
16	Tyrell Williams	WR	6-4	205	25	2/12/92	3	Western Oregon	FA-'15
17	Philip Rivers	QB	6-5	228	35	12/8/81	14	North Carolina State	T (NYG) '04
20	Dwight Lowery	S	5-11	212	31	1/23/86	10	San Jose State	UFA (IND) '16
22	Jason Verrett	CB	5-10	188	25	6/18/91	4	Texas Christian	D1-'14
23	Dexter McCoil	S	6-4	220	25	9/5/91	2	Tulsa	FA-'15
24	Kenjon Barner	RB	5-9	195	27	4/28/90	4	Oregon	FA-'17
25	Darrell Stuckey	S	5-11	212	29	6/16/87	8	Kansas	D4-'10
26	Casey Hayward	CB	5-11	192	27	9/9/89	6	Vanderbilt	UFA (GB) '16
27	Kenneth Farrow	RB	5-9	219	24	3/7/93	2	Houston	FA-'16
28	Melvin Gordon	RB	6-1	215	24	4/13/93	3	Wisconsin	D1-'15
29	Craig Mager	CB	5-11	200	25	6/11/92	3	Texas State	D3-'15
30	Adrian McDonald	S	5-9	190	23	3/18/94	1	Houston	FA-'16
31	Adrian Phillips	S	5-11	210	25	3/28/92	3	Texas	FA-'14
32	Branden Oliver	RB	5-8	208	26	5/7/91	4	Buffalo	FA-'17
33	Tre Boston	S	6-1	205	24	6/25/92	4	North Carolina	FA-'17
34	Derek Watt	FB	6-2	234	24	11/7/92	2	Wisconsin	D6-'16
35	Ryan Reid	CB	5-9	190	23	5/25/94	R	Baylor	FA-'17
36	Desmond King	CB	5-10	200	22	12/14/94	R	Iowa	D5-'17
37	Jahleel Addae	S	5-10	195	27	1/24/90	5	Central Michigan	FA-'13
38	Trovon Reed	CB	6-0	191	26	12/30/90	2	Auburn	FA-'16
39	Brandon Stewart	CB	5-11	185	23	1/29/94	R	Kansas	FA-'17
40	Chris McCain	DE	6-5	236	25	11/21/91	3	California	FA-'16
41	Randall Evans	CB	6-0	195	24	12/26/91	1	Kansas State	FA-'16
42	Trevor Williams	CB	5-11	191	23	9/15/93	2	Penn State	FA-'16
43	Michael Davis	CB	6-2	195	22	1/6/95	R	Brigham Young	FA-'17
44	Andre Williams	RB	6-0	220	24	8/28/92	3	Boston College	W (NYG) '16
45	Asante Cleveland	TE	6-5	260	25	3/21/92	3	Miami	W (NE) '15
46	Christopher Landrum	DE	6-2	245	24	9/14/92	2	Jacksonville State, Ala.	FA-'16
47	Mike Windt	LS	6-1	237	31	5/29/86	8	Cincinnati	FA-'10
48	Nick Dzubnar	ILB	6-1	240	25	8/15/91	3	Cal Poly-San Luis Obispo	FA-'15
49	James Onwualu	OLB	6-1	235	22	9/4/94	R	Notre Dame	FA-'17
50	Mike Moore	OLB	6-0	235	24	1/30/93	R	Kansas State	FA-'17
51	Kyle Emanuel	OLB	6-3	250	25	8/16/91	3	North Dakota State	D5-'15
52	Denzel Perryman	ILB	5-11	240	24	12/5/92	3	Miami	D2-'15
53	Joshua Perry	OLB	6-4	253	23	4/26/94	2	Ohio State	D4-'16
54	Melvin Ingram	DE	6-2	247	28	4/26/89	6	South Carolina	D1-'12
56	Korey Toomer	ILB	6-2	235	28	12/9/88	4	Idaho	FA-'16
57	Jatavis Brown	OLB	5-11	221	23	2/18/94	2	Akron	D5-'16
58	Nigel Harris	OLB	6-2	230	22	12/7/94	R	South Florida	FA-'17
60	Dillon DeBoer	C	6-5	300	22	7/26/94	R	Florida Atlantic	FA-'17
62	Max Tuerk	C	6-5	298	23	1/27/94	2	Southern California	D3-'16
63	Donavon Clark	G	6-4	315	24	11/12/92	2	Michigan State	D7-'16
66	Dan Feeney	G	6-4	310	23	5/29/94	R	Indiana	D3-'17
67	Brett Boyko	G	6-6	301	24	8/4/92	1	Nevada-Las Vegas	FA-'16
68	Matt Slautson	C-G	6-5	315	31	2/18/86	9	Nebraska	FA-'16
69	Sam Tevi	T	6-5	315	22	11/15/94	R	Utah	D6-'17
71	Damion Square	NT	6-2	293	28	2/6/89	5	Alabama	FA-'17
72	Joe Barksdale	T	6-5	326	28	1/4/89	7	Louisiana State	FA-'15
73	Spencer Pulley	C-G	6-4	308	24	4/3/93	2	Vanderbilt	FA-'16
75	Chris Hairston	G-T	6-6	330	28	4/26/89	6	Clemson	FA-'15
76	Russell Okung	T	6-5	310	28	10/7/88	8	Oklahoma State	UFA (DEN) '17
77	Forrest Lamp	G	6-4	310	23	2/20/94	R	Western Kentucky	D2-'17
78	Tyreek Burwell	T	6-6	310	25	3/11/92	3	Cincinnati	FA-'15
79	Kenny Wiggins	G-T	6-6	314	28	8/8/88	4	Fresno State	FA-'17
80	Sean Culkin	TE	6-5	255	24	6/11/93	R	Missouri	FA-'17
81	Da'Ron Brown	WR	6-0	199	25	9/21/91	1	Northern Illinois	FA-'17
82	Artavis Scott	WR	5-11	195	22	12/12/94	R	Clemson	FA-'17
83	Mitchell Paige	WR	5-8	180	23	7/19/93	R	Indiana	FA-'17
84	Sean McGrath	TE	6-5	259	29	12/3/87	3	Henderson State, Ark.	FA-'15
85	Antonio Gates	TE	6-4	255	36	6/18/80	15	Kent State	FA-'03
86	Hunter Henry	TE	6-5	250	22	12/7/94	2	Arkansas	D2-'16
87	Jeff Cumberland	TE	6-4	260	29	5/2/87	8	Illinois	UFA (SD) '17
88	Andre Patton	WR	6-2	200	23	5/28/94	R	Rutgers	FA-'17
89	Isaiah Burse	WR-KR	5-10	187	25	12/8/91	3	Fresno State	FA-'15
90	Ryan Carrethers	NT	6-1	333	26	2/26/91	4	Arkansas State	D5-'14
91	Carauan Reid	DT	6-2	298	25	11/23/91	4	Princeton	W (DET) '16
92	Brandon Mebane	NT	6-1	311	32	1/15/85	11	California	UFA (SEA) '16
93	Darius Philon	DE	6-1	300	23	1/22/94	3	Arkansas	D6-'15
94	Corey Liuget	DT	6-2	300	27	3/18/90	7	Illinois	D1-'11
95	Tenny Palepoi	DT	6-1	298	26	12/19/90	4	Utah	FA-'17
96	Kaleb Eulls	DT	6-4	309	25	6/28/91	2	Mississippi State	FA-'16
97	Jerry Attaochu	DE	6-3	252	24	1/17/93	4	Georgia Tech	D2-'14
98	Isaac Rochell	DE	6-4	280	22	4/22/95	R	Notre Dame	N7-'17
99	Joey Bosa	DE	6-5	280	21	7/11/95	2	Ohio State	D1-'16

Agess as of June 13, 2017

2017 ALPHABETICAL ROSTER

No.	Name	Pos.	Ht.	Wt.	Age	Exp.	College	High School	Hometown
37	Addae, Jahleel	S	5-10	195	27	5	Central Michigan	Riverview	Valrico, Fla.
13	Allen, Keenan	WR	6-2	211	25	5	California	Northern Guilford	Greensboro, N.C.
97	Attaochu, Jerry	DE	6-3	252	24	4	Georgia Tech	Archbishop Carroll	Washington, D.C.
4	Baker, Toby	P	6-3	210	23	R	Arkansas	University	Memphis, Tenn.
72	Barksdale, Joe	T	6-5	326	28	7	Louisiana State	Cass Tech	Detroit, Mich.
24	Barner, Kenjon	RB	5-9	195	27	4	Oregon	Notre Dame	Riverside, Calif.
12	Benjamin, Travis	WR-KR	5-10	175	27	6	Miami	Glades Central	Belle Glade, Fla.
6	Bercovici, Mike	QB	6-0	204	24	1	Arizona State	Taft	Woodland Hills, Calif.
99	Bosa, Joey	DE	6-5	280	21	2	Ohio State	St. Thomas Aquinas	Ft. Lauderdale, Fla.
33	Boston, Tre	S	6-1	205	24	4	North Carolina	North Fort Myers	Fort Myers, Fla.
67	Boyo, Brett	G	6-6	301	24	1	Nevada-Las Vegas	St. Joseph's	Saskatoon, Saskatchewan
81	Brown, DaRon	WR	6-0	199	25	1	Northern Illinois	Morgan Park	Chicago, Ill.
57	Brown, Jatavis	OLB	5-11	221	23	2	Akron	Glades Central	Belle Glade, Fla.
89	Burse, Isaiah	WR-KR	5-10	187	25	3	Fresno State	Modesto Christian	Modesto, Calif.
78	Burwell, Tyreek	T	6-6	310	25	3	Cincinnati	Whitman	Huntington Station, N.Y.
90	Carrethers, Ryan	NT	6-1	333	26	4	Arkansas State	Brentwood Academy	Nashville, Tenn.
63	Clark, Donavon	G	6-4	315	24	2	Michigan State	Finneytown	Cincinnati, Ohio
10	Clemens, Kellen	QB	6-2	220	34	12	Oregon	Burns	Burns, Ore.
45	Cleveland, Asante	TE	6-5	260	25	3	Miami	Christian Brothers	Sacramento, Calif.
80	Culkin, Sean	TE	6-5	255	24	R	Missouri	Christian	Indian Rocks Beach, Fla.
87	Cumberland, Jeff	TE	6-4	260	29	8	Illinois	Brookhaven	Columbus, Ohio
11	Davis, Jeremy	WR	6-3	211	25	3	Connecticut	Norcross	Lawrenceville, Ga.
43	Davis, Michael	CB	6-2	195	22	R	Brigham Young	Glendale	Glendale, Calif.
40	DeBoer, Dillon	C	6-5	300	22	R	Florida Atlantic	East Lake	Tarpon Springs, Fla.
68	Dzubnar, Nick	ILB	6-1	240	25	3	Cal Poly-San Luis Obispo	Mission Viejo	Mission Viejo, Calif.
3	Ekelor, Austin	RB	5-10	200	22	R	Western State, Colo.	Eaton	Eaton, Colo.
51	Emanuel, Kyle	OLB	6-3	250	25	3	North Dakota State	Schuyler Central	Schuyler, Neb.
96	Eulls, Kaleb	DT	6-4	309	25	2	Mississippi State	Yazoo County	Yazoo County, Miss.
41	Evans, Randall	CB	6-0	195	24	1	Kansas State	Palmetto	Miami, Fla.
27	Farrow, Kenneth	RB	5-9	219	24	2	Houston	L.D. Bell	Hurst, Texas
66	Feeney, Dan	G	6-4	310	23	R	Indiana	Sandburg	Orland Park, Ill.
85	Gates, Antonio	TE	6-4	255	36	15	Kent State	Central	Detroit, Mich.
28	Gordon, Melvin	RB	6-1	215	24	3	Wisconsin	Bradford	Kenosha, Wis.
75	Hairston, Chris	G-T	6-6	330	28	6	Clemson	Carver	Winston-Salem, N.C.
58	Harris, Nigel	OLB	6-2	230	22	R	South Florida	Hillsborough	Tampa, Fla.
26	Hayward, Casey	CB	5-11	192	27	6	Vanderbilt	Perry	Perry, Ga.
86	Henry, Hunter	TE	6-5	250	22	2	Arkansas	Pulaski Academy	Little Rock, Ark.
54	Ingram, Melvin	DE	6-2	247	28	6	South Carolina	Richmond County	Rockingham, N.C.
15	Inman, Dontrelle	WR	6-3	205	28	4	Virginia	Batesburg-Leesville	Batesburg, S.C.
3	Jenkins, Rayshaw	S	6-2	220	23	R	Miami	Admiral Farragut	St. Petersburg, Fla.
5	Jones, Cardale	QB	6-5	250	24	2	Ohio State	Cleveland Glenville	Cleveland, Ohio
1	Jones, Jamaal	WR	6-1	189	24	1	Montana	Graham-Kapowsin	Graham, Wash.
8	Kaser, Drew	P	6-2	206	24	2	Texas A&M	Walsh Jesuit	Stow, Ohio
36	King, Desmond	CB	5-10	200	22	R	Iowa	East English Village	Detroit, Mich.
9	Koo, Younghoe	K	5-10	185	22	R	Georgia Southern	Ridgewood	Ridgewood, N.J.
2	Lambo, Josh	K	6-0	215	26	3	Texas A&M	Middleton	Middleton, Wis.
77	Lamp, Forrest	G	6-4	310	23	R	Western Kentucky	Venice	Venice, Fla.
46	Landrurn, Christopher	DE	6-2	245	24	2	Jacksonville State, Ala.	Sweet Water	Sweet Water, Ala.
94	Liuget, Corey	DT	6-2	300	27	7	Illinois	Hialeah	Miami, Fla.
20	Lowery, Dwight	S	5-11	212	31	10	San Jose State	Soquel	Soquel, Calif.
29	Mager, Craig	CB	5-11	200	25	3	Texas State	Luling	Luling, Texas
40	McCain, Chris	DE	6-5	236	25	3	California	Northern Guilford	Greensboro, N.C.
23	McCoil, Dexter	S	6-4	220	25	2	Tulsa	Lutcher	Lutcher, La.
30	McDonald, Adrian	S	5-9	190	23	1	Houston	Eisenhower	Lawton, Okla.
84	McGrath, Sean	TE	6-5	259	29	3	Henderson State, Ark.	Carmel Catholic	Mundelein, Ill.
92	Mebane, Brandon	NT	6-1	311	32	11	California	Crenshaw	Los Angeles, Calif.
50	Moore, Mike	OLB	6-0	235	24	R	Kansas State	Skyline	Dallas, Texas
76	Okung, Russell	T	6-5	310	28	8	Oklahoma State	George Bush	Fort Bend, Texas
32	Oliver, Branden	RB	5-8	208	26	4	Buffalo	Southridge	Miami, Fla.
49	Onwuallu, James	OLB	6-1	235	22	R	Notre Dame	Cretrin-Derham Hall	St. Paul, Minn.
83	Paige, Mitchell	WR	5-8	180	23	R	Indiana	Guerin Catholic	Carmel, Ind.
95	Palepoi, Tenny	DT	6-1	298	26	4	Utah	Skyline	Salt Lake City, Utah
88	Patton, Andre	WR	6-2	200	23	R	Rutgers	St. Elizabeth	Williamston, Del.
53	Perry, Joshua	OLB	6-4	253	23	2	Ohio State	Olentangy	Lewis Center, Ohio
52	Perryman, Denzel	ILB	5-11	240	24	3	Miami	Coral Gables	Coral Gables, Fla.
31	Phillips, Adrian	S	5-11	210	25	3	Texas	Garland	Garland, Texas
93	Philon, Darius	DE	6-1	300	23	3	Arkansas	Vigor	Mobile, Ala.
73	Pulley, Spencer	C-G	6-4	308	24	2	Vanderbilt	Evangelical Christian	Cordova, Tenn.
38	Reed, Trovon	CB	6-0	191	26	2	Auburn	Thibodaux	Thibodaux, La.
91	Reid, Carauan	DT	6-2	298	25	4	Princeton	Mt. St. Michael	Bronx, N.Y.
35	Reid, Ryan	CB	5-9	190	23	R	Baylor	Sherman	Dallas, Texas
17	Rivers, Philip	QB	6-5	228	35	14	North Carolina State	Athens	Decatur, Ga.
98	Rochell, Isaac	DE	6-4	280	22	R	Notre Dame	Eagle's Landing Christian	McDonough, Ga.
82	Scott, Artavus	WR	5-11	195	22	R	Clemson	East Lake	Tarpon Springs, Fla.
68	Slauson, Matt	C-G	6-5	315	31	9	Nebraska	Air Force Prep	Colorado Springs, Colo.
71	Square, Damion	NT	6-2	293	28	5	Alabama	Yates	Houston, Texas
29	Stewart, Brandon	CB	5-11	185	23	R	Kansas	Cedar Hill	Cedar Hill, Texas
25	Stuckey, Darrell	S	5-11	212	29	8	Kansas	Washington	Kansas City, Kan.
69	Tevi, Sam	T	6-5	315	22	R	Utah	Trinity	Eules, Texas
56	Toomer, Corey	ILB	6-2	235	28	4	Idaho	Shadow Ridge	Las Vegas, Nev.
62	Tuerk, Max	C	6-5	298	23	2	Southern California	Santa Margarita	Rancho Santa Margarita, Calif.
22	Verrett, Jason	CB	5-10	188	25	4	Texas Christian	Rodriguez	Fairfield, Calif.
4	Watson, Brad	CB	6-0	190	21	R	Wake Forest	Westwood	Austin, Texas
34	Watt, Derek	FB	6-2	234	24	2	Wisconsin	Pewaukee	Pewaukee, Wis.
79	Wiggins, Kenny	G-T	6-6	314	28	4	Fresno State	Elk Grove	Elk Grove, Calif.
44	Williams, Andre	RB	6-0	220	24	3	Boston College	Parkland	Allentown, Pa.
7	Williams, Mike	WR	6-4	220	22	R	Clemson	Lake Marion	Vance, S.C.
42	Williams, Trevor	CB	5-11	191	23	2	Penn State	Calvert Hall College	Baltimore, Md.
16	Williams, Tyrell	WR	6-4	205	25	3	Western Oregon	Cascade	Salem, Ore.
47	Windt, Mike	LS	6-1	237	31	8	Cincinnati	Elder	Cincinnati, Ohio

Agas as of June 13, 2017



2016 IN REVIEW

2016 FINAL NFL STANDINGS

AMERICAN FOOTBALL CONFERENCE

WEST	W	L	T	Pct.	PF	PA	Home	Away	AFC	NFC	Div.
Kansas City *	12	4	0	.750	389	311	6-2	6-2	9-3	3-1	6-0
Oakland #	12	4	0	.750	416	385	6-2	6-2	9-3	3-1	3-3
Denver	9	7	0	.563	333	297	5-3	4-4	6-6	3-1	2-4
Chargers	5	11	0	.313	410	423	3-5	2-6	4-8	1-3	1-5
SOUTH	W	L	T	Pct.	PF	PA	Home	Away	AFC	NFC	Div.
Houston *	9	7	0	.563	279	328	7-1	2-6	7-5	2-2	5-1
Tennessee	9	7	0	.563	381	378	5-3	4-4	6-6	3-1	2-4
Indianapolis	8	8	0	.500	411	392	4-4	4-4	5-7	3-1	3-3
Jacksonville	3	13	0	.188	318	400	2-6	1-7	2-10	1-3	2-4
NORTH	W	L	T	Pct.	PF	PA	Home	Away	AFC	NFC	Div.
Pittsburgh *	11	5	0	.688	399	327	6-2	5-3	9-3	2-2	5-1
Baltimore	8	8	0	.500	343	321	6-2	2-6	7-5	1-3	4-2
Cincinnati	6	9	1	.406	325	315	4-3-1	2-6	5-7	1-2-1	3-3
Cleveland	1	15	0	.063	264	452	1-7	0-8	1-11	0-4	0-6
EAST	W	L	T	Pct.	PF	PA	Home	Away	AFC	NFC	Div.
New England *	14	2	0	.875	441	250	6-2	8-0	11-1	3-1	5-1
Miami #	10	6	0	.625	363	380	6-2	4-4	7-5	3-1	4-2
Buffalo	7	9	0	.438	399	378	4-4	3-5	4-8	3-1	1-5
New York Jets	5	11	0	.313	275	409	2-6	3-5	4-8	1-3	2-4

NATIONAL FOOTBALL CONFERENCE

WEST	W	L	T	PCT.	PF	PA	Home	Away	NFC	AFC	Div.
Seattle *	10	5	1	.656	354	292	7-1	3-4-1	6-5-1	4-0	3-2-1
Arizona	7	8	1	.469	418	362	4-3-1	3-5	6-5-1	1-3	4-1-1
Los Angeles	4	12	0	.250	224	394	1-7	3-5	3-9	1-3	2-4
San Francisco	2	14	0	.125	309	480	1-7	1-7	2-10	0-4	2-4
SOUTH	W	L	T	PCT.	PF	PA	Home	Away	NFC	AFC	Div.
Atlanta *	11	5	0	.688	540	406	5-3	6-2	9-3	2-2	5-1
Tampa Bay	9	7	0	.563	354	369	4-4	5-3	7-5	2-2	4-2
New Orleans	7	9	0	.438	469	454	4-4	3-5	6-6	1-3	2-4
Carolina	6	10	0	.375	369	402	4-4	2-6	5-7	1-3	1-5
NORTH	W	L	T	PCT.	PF	PA	Home	Away	NFC	AFC	Div.
Green Bay *	10	6	0	.625	432	388	6-2	4-4	8-4	2-2	5-1
Detroit #	9	7	0	.563	346	358	6-2	3-5	7-5	2-2	3-3
Minnesota	8	8	0	.500	327	307	5-3	3-5	5-7	3-1	2-4
Chicago	3	13	0	.188	279	399	3-5	0-8	3-9	0-4	2-4
EAST	W	L	T	PCT.	PF	PA	Home	Away	NFC	AFC	Div.
Dallas *	13	3	0	.813	421	306	7-1	6-2	9-3	4-0	3-3
New York Giants #	11	5	0	.688	310	284	7-1	4-4	8-4	3-1	4-2
Washington	8	7	1	.531	396	383	4-4	4-3-1	6-6	2-1-1	3-3
Philadelphia	7	9	0	.438	367	331	6-2	1-7	5-7	2-2	2-4

* Division Champion # Wild Card team

NATIONAL FOOTBALL LEAGUE POSTSEASON

AFC Wild Card Round

at Houston 27, Oakland 14
at Pittsburgh 30, Miami 12

AFC Divisional Playoffs

at New England 34, Houston 16
at Kansas City 16, Pittsburgh 18

AFC Championship Game

at New England 36, Pittsburgh 17

Super Bowl LI, NRG Stadium,

Houston, Texas (February 5, 2017)
New England 34, Atlanta 28 (OT)

NFC Wild Card Round

at Seattle 26, Detroit 6
at Green Bay 38, New York Giants 13

NFC Divisional Playoffs

at Atlanta 36, Seattle 20
at Dallas 31, Green Bay 34

NFC Championship Game

at Atlanta 44, Green Bay 21

2016 REGULAR-SEASON GAME-BY-GAME TEAM STATS

Game	9/11 @ KC	9/18 JAX	9/25 @ IND	10/2 NO	10/9 @ OAK	10/13 DEN	10/23 @ ATL	10/30 @ DEN	11/6 TEN	11/13 MIA	11/27 @ HST	12/4 TB	12/11 @ CAR	12/18 OAK	12/24 @ CLV	1/1 KC
Points	27	38	22	34	31	21	33	19	43	24	21	21	16	16	17	27
1st Qtr	7	7	0	7	0	7	7	7	9	0	0	7	0	7	10	3
2nd Qtr	14	14	13	17	10	3	10	0	10	10	14	7	7	3	0	7
3rd Qtr	3	14	6	0	14	9	3	6	14	7	0	7	9	6	7	7
4th Qtr	3	3	3	10	7	2	10	6	10	7	7	0	0	0	0	10
Overtime	0	0	0	0	0	0	3	0	0	0	0	0	0	0	0	0
TDs (Ru-P-Ret)	2-1-0	1-4-0	1-0-1	2-2-0	0-4-0	0-1-0	2-1-0	0-2-1	1-2-2	0-3-0	0-3-0	1-2-0	0-2-0	0-2-0	0-2-0	0-2-1
PATs (M/A)	3-3	5-5	1-2	4-4	4-4	1-1	3-3	1-2	4-5	3-3	3-3	3-3	1-1	1-2	2-2	3-3
2PT Convs (M/A)	0-0	0-0	0-0	0-0	0-0	0-0	0-0	0-1	0-0	0-0	0-0	0-0	0-1	0-0	0-0	0-0
FGs (M/A)	2-3	1-1	3-3	2-2	1-1	4-4	4-4	0-1	3-3	1-1	0-1	0-1	1-1	1-1	1-3	2-2
Safeties	0	0	0	0	0	1	0	0	0	0	0	0	0	0	0	0
First Downs	25	25	17	21	17	16	26	21	31	29	18	18	17	14	19	26
Rushing	10	10	1	5	3	5	6	5	10	3	5	8	7	2	2	8
Passing	12	10	16	15	13	9	19	14	16	19	9	9	10	12	15	16
Penalty	3	5	0	1	1	2	1	2	5	7	4	1	0	0	2	2
3rd Down Conv (M/A)	7-15	7-13	4-11	6-13	2-8	3-13	9-16	7-17	5-11	6-11	4-11	4-8	5-13	8-15	5-15	3-10
3rd Down Conv Pct	46.67%	53.85%	36.36%	46.15%	25.00%	23.08%	56.25%	41.18%	45.45%	54.55%	36.36%	50.00%	38.46%	53.33%	33.33%	30.00%
4th Down Conv (M/A)	0-0	0-0	0-0	0-1	0-1	1-1	1-1	0-2	0-0	0-0	0-0	0-0	0-1	0-1	2-2	2-2
4th Down Conv Pct	0.00%	0.00%	0.00%	0.00%	0.00%	100.00%	100.00%	0.00%	0.00%	0.00%	0.00%	0.00%	0.00%	0.00%	100.00%	100.00%
Red Zone Conv (M/A)	3-5	3-5	1-4	2-4	3-5	1-5	3-5	2-3	3-7	2-3	1-1	1-1	2-3	1-2	2-4	2-5
Red Zone Conv Pct	60.00%	60.00%	25.00%	50.00%	60.00%	20.00%	60.00%	66.67%	42.86%	66.67%	100.00%	100.00%	66.67%	50.00%	50.00%	40.00%
Goal to Go Conv (M/A)	2-2	3-5	1-3	2-3	2-2	1-2	3-3	1-2	2-3	1-2	0-1	1-1	1-1	1-1	2-2	1-2
Goal to Go Conv Pct	100.00%	60.00%	33.33%	66.67%	100.00%	50.00%	100.00%	50.00%	66.67%	50.00%	0.00%	100.00%	100.00%	100.00%	100.00%	50.00%
Total Net Yards	388	357	352	346	423	265	426	369	476	379	302	330	278	263	356	398
Total Off. Plays	69	63	58	67	51	60	75	77	73	71	49	53	64	55	65	64
Avg. Gain Per Play	5.6	5.7	6.1	5.2	8.3	4.4	5.7	4.8	6.5	5.3	6.2	6.2	4.3	4.8	5.5	6.2
Net Yards Rushing	155	150	37	38	72	99	78	123	208	70	67	119	58	73	34	129
Total Rushing Plays	32	35	17	21	19	29	26	26	39	24	18	25	20	22	19	26
Avg. Gain Per Rush	4.8	4.3	2.2	1.8	3.8	3.4	3.0	4.7	5.3	2.9	3.7	4.8	2.9	3.3	1.8	5.0
Net Yards Passing	233	207	315	308	351	166	348	246	268	309	235	211	220	190	322	269
Times Sacked	1	3	2	3	2	2	4	4	1	3	1	2	5	3	0	0
Yards Lost on Sacks	10	13	11	13	8	12	23	21	7	17	7	14	16	16	0	0
Gross Yards Passing	243	220	326	321	359	178	371	267	275	326	242	225	236	206	322	269
Pass Attempts	36	25	39	43	30	29	45	47	33	44	30	26	39	30	46	38
Pass Completions	25	17	26	28	21	18	27	20	24	23	22	15	21	17	23	22
Completion Pct	69.44%	68.00%	66.67%	65.12%	70.00%	62.07%	60.00%	42.55%	72.73%	52.27%	73.33%	57.69%	53.85%	56.67%	50.00%	57.89%
Avg. Gain Per Pass	6.3	7.4	7.7	6.7	11.0	5.4	7.1	4.8	7.9	6.6	7.6	7.5	5.0	5.8	7.0	7.1
Interceptions	0	0	0	1	2	0	1	3	0	4	1	2	3	1	1	2
Fumbles / Fum. Lost	0-0	1-1	4-3	4-2	5-2	2-2	1-1	0-0	0-0	0-0	0-0	0-0	2-2	2-1	1-0	0-0
Penalties	5	3	10	5	4	3	3	8	14	4	10	6	7	6	9	10
Penalty/Yards	30	23	80	46	38	20	14	52	107	29	78	45	32	44	92	50
Punts	5	4	3	4	1	5	2	5	3	4	6	3	3	5	5	1
Gross Punting Average	35.6	43.3	40.3	44.0	16.0	47.4	45.5	57.0	46.7	49.8	48.7	42.3	40.7	54.8	50.2	49.0
Touchbacks	0	0	0	0	0	0	0	2	1	0	1	0	0	1	0	0
Inside20	0	2	1	0	0	4	0	2	1	3	3	0	0	1	1	0
Punts Blocked	0	0	0	0	0	0	0	0	0	0	0	0	0	0	0	0
Net Punting Average	28.6	41.0	40.3	41.0	16.0	44.0	45.5	46.0	40.0	49.0	40.8	35.3	34.7	48.6	46.4	-46.0
Punt Returns	2	2	1	3	2	4	0	3	2	3	1	1	3	1	4	0
Punt Return Yards	8	21	0	30	15	28	0	14	3	45	11	12	2	3	20	0
Punt Return Avg.	4.0	10.5	0.0	10.0	7.5	7.0	0.0	4.7	1.5	15.0	11.0	12.0	0.7	3.0	5.0	0.0
Fair Catches	0	0	0	0	0	0	1	2	2	0	2	1	1	1	2	0
Kickoff Returns	2	0	3	2	4	2	2	2	0	1	1	0	1	4	0	4
Kickoff Return Yards	43	0	59	51	75	12	19	42	0	21	26	0	16	57	0	87
Kickoff Return Avg.	21.5	0.0	19.7	25.5	18.8	6.0	9.5	21.0	0.0	21.0	26.0	0.0	16.0	14.3	0.0	21.8
Time of Possession	34:01	34:52	27:17	27:21	23:42	33:28	35:29	33:08	36:29	32:59	29:59	28:19	27:23	27:43	27:31	29:12

2016 REGULAR-SEASON GAME-BY-GAME OPPONENT'S STATS

Game	9/11 @ KC	9/18 JAX	9/25 @ IND	10/2 NO	10/9 @ OAK	10/13 DEN	10/23 @ ATL	10/30 @ DEN	11/6 TEN	11/13 MIA	11/27 @ HST	12/4 TB	12/11 @ CAR	12/18 OAK	12/24 @ CLV	1/1 KC
Points	33	14	26	35	34	13	30	27	35	31	13	28	28	19	20	37
1st Qtr	3	0	10	7	3	0	6	3	0	0	7	10	3	7	3	
2nd Qtr	0	0	3	7	6	3	21	7	14	7	7	0	13	7	10	17
3rd Qtr	7	0	7	7	18	0	0	7	7	14	0	10	3	3	3	14
4th Qtr	17	14	6	14	7	10	3	10	14	10	6	11	2	6	0	3
Overtime	6	0	0	0	0	0	0	0	0	0	0	0	0	0	0	0
TDs (Ru-P-Ret)	2-2-0	0-2-0	2-1-0	3-2-0	1-2-0	0-1-0	1-1-1	2-0-1	2-3-0	1-2-1	1-0-0	1-1-1	1-1-0	0-1-0	2-0-0	1-2-1
PATs (M/A)	3-3	2-2	2-2	5-5	2-2	1-1	3-3	3-3	5-5	4-4	1-1	2-2	2-2	1-1	2-2	4-4
2PT Convs (M/A)	0-0	0-0	0-1	0-0	1-1	0-0	0-0	0-0	0-0	0-0	0-0	1-1	0-0	0-0	0-0	0-0
FGs (M/A)	2-2	0-1	2-2	0-0	4-5	2-3	3-4	2-2	0-0	1-1	2-2	2-3	4-4	4-4	2-2	3-3
Safeties	0	0	0	0	0	0	0	0	0	0	0	0	1	0	0	0
First Downs	26	20	24	21	20	16	21	15	24	17	22	20	17	18	23	26
Rushing	6	6	6	6	6	6	8	5	6	5	6	5	6	8	8	5
Passing	19	13	13	15	12	10	13	10	15	11	14	14	9	9	10	17
Penalty	1	1	5	0	2	0	0	0	3	1	2	1	2	1	5	4
3rd Down Conv (M/A)	5-14	2-11	2-9	11-18	5-14	6-15	6-12	5-15	5-11	4-10	4-11	5-13	5-15	4-13	6-15	8-12
3rd Down Conv Pct	35.71%	18.18%	22.22%	61.11%	35.71%	40.00%	50.00%	33.33%	45.45%	40.00%	36.36%	38.46%	33.33%	30.77%	40.00%	66.67%
4th Down Conv (M/A)	2-2	1-2	1-1	1-1	1-1	0-1	0-1	0-1	1-1	0-0	1-2	1-1	1-1	0-0	1-1	0-0
4th Down Conv Pct	100.00%	50.00%	100.00%	100.00%	100.00%	0.00%	0.00%	0.00%	100.00%	0.00%	50.00%	100.00%	100.00%	0.00%	100.00%	0.00%
Red Zone Conv (M/A)	4-5	2-3	2-3	5-5	1-3	1-2	1-3	2-6	5-5	2-3	1-2	2-5	2-4	1-7	2-3	3-7
Red Zone Conv Pct	80.00%	66.67%	66.67%	100.00%	33.33%	50.00%	33.33%	33.33%	100.00%	66.67%	50.00%	40.00%	50.00%	14.29%	66.67%	42.86%
Goal to Go Conv (M/A)	2-2	1-1	2-2	3-3	1-3	1-1	0-1	2-4	3-3	1-2	1-2	1-1	2-4	0-1	2-3	3-5
Goal to Go Conv Pct	100.00%	100.00%	100.00%	100.00%	33.33%	100.00%	0.00%	50.00%	100.00%	50.00%	50.00%	100.00%	50.00%	0.00%	66.67%	60.00%
Total Net Yards	413	388	410	275	389	304	386	324	393	337	353	349	272	345	251	365
Total Off. Plays	70	63	65	72	68	68	63	64	62	50	65	61	67	61	66	60
Avg. Gain Per Play	5.9	6.2	6.3	3.8	5.7	4.5	6.1	5.1	6.3	6.7	5.4	5.7	4.1	5.7	3.8	6.1
Net Yards Rushing	83	69	93	83	89	84	130	57	80	106	114	81	126	145	124	103
Total Rushing Plays	19	11	26	34	25	16	26	25	19	25	27	30	38	29	29	31
Avg. Gain Per Rush	4.4	6.3	3.6	2.4	3.6	5.3	5.0	2.3	4.2	4.2	4.2	2.7	3.3	5.0	4.3	3.3
Net Yards Passing	330	319	317	192	300	220	256	267	313	231	239	268	146	200	127	262
Times Sacked	3	2	2	2	3	2	3	1	0	1	1	1	2	2	0	1
Yards Lost on Sacks	33	10	14	15	17	10	17	9	0	9	7	12	14	13	48	2
Gross Yards Passing	363	329	331	207	317	230	273	276	313	240	246	280	160	213	175	264
Pass Attempts	48	50	37	36	40	50	34	38	43	24	37	30	27	30	28	28
Pass Completions	34	31	24	23	25	30	22	20	27	17	22	20	10	19	19	21
Completion Pct	70.83%	62.00%	64.86%	63.89%	62.50%	60.00%	64.71%	52.63%	62.79%	70.83%	59.46%	66.67%	37.04%	63.33%	67.86%	75.00%
Avg. Gain Per Pass	6.5	6.1	8.1	5.1	7.0	4.2	6.9	6.8	7.3	9.2	6.3	8.6	5.0	6.3	3.4	9.0
Interceptions	1	2	1	2	1	0	1	1	2	0	3	1	1	1	0	1
Fumbles / Fum. Lost	0-0	1-1	2-1	0-0	0-0	2-2	0-0	4-2	2-1	3-1	2-1	0-0	0-0	2-1	0-0	0-0
Penalties	6	14	10	6	6	12	9	6	8	11	9	6	5	2	4	4
Penalty Yards	46	93	66	34	36	103	70	45	57	81	58	35	35	15	44	19
Punts	5	4	3	5	3	5	2	5	4	5	4	2	5	3	6	1
Gross Punting Average	39.4	44.8	40.3	51.2	46.3	44.2	50.5	50.6	45.5	51.6	47.3	54.0	43.0	51.0	43.0	44.0
Touchbacks	1	0	0	0	0	0	0	0	0	0	1	0	0	1	0	0
Inside20	1	2	3	1	0	2	2	0	1	1	1	1	2	1	3	1
Punts Blocked	0	0	0	0	0	0	0	0	0	0	0	0	0	0	0	0
Net Punting Average	33.8	39.5	40.3	45.2	41.3	38.6	50.5	47.8	44.8	42.6	39.5	48.0	42.6	43.3	39.7	44.0
Punt Returns	4	2	1	2	0	3	1	2	1	3	3	3	2	2	3	1
Punt Return Yards	35	9	0	12	0	17	0	15	0	3	27	21	18	11	19	95
Punt Return Avg.	8.8	4.5	0.0	6.0	0.0	5.7	0.0	7.5	0.0	1.0	9.0	7.0	9.0	5.5	6.3	95.0
Fair Catches	0	1	2	1	0	1	1	0	1	0	1	0	0	1	1	0
Kickoff Returns	0	3	2	2	0	2	1	0	2	2	0	0	2	1	2	2
Kickoff Return Yards	0	67	33	49	0	46	14	0	52	54	0	0	52	20	56	61
Kickoff Return Avg.	0.0	22.3	16.5	24.5	0.0	23.0	14.0	0.0	26.0	27.0	0.0	0.0	26.0	20.0	28.0	30.5
Time of Possession	31:06	25:08	32:43	32:39	36:18	26:32	30:30	26:52	23:31	27:01	30:01	31:41	32:37	32:17	32:29	30:48

2016 TURNOVER RATIO

2016 WEEKLY RANKINGS

Date	Opponent	Takeaways			Pts.			Giveaways	Pts.			Net	W-L	After Week	Opponent	Total	Offense			Defense		
		Int.	Fum.	Total	Int.	Fum.	Total		Run	Pass	Total						Run	Pass				
09/11	at Kansas City	1	0	1	0	0	0	0	0	0	+1	L	09/11	at Kansas City	7	3	16	24	10t	25		
09/18	Jacksonville	2	1	3	7	0	1	0	+2	W			09/18	Jacksonville	13	3	25	23t	7	29		
09/25	at Indianapolis	1	2	10	0	3	3	0	-1	L			09/25	at Indianapolis	17	12	15	25t	6	30		
10/02	New Orleans	2	0	2	6	1	2	3	14	-1	L		10/02	New Orleans	14t	18	8	21	8	27		
10/09	at Oakland	1	0	1	0	2	4	14	-3	L			10/09	at Oakland	8	20	4	23	8	27		
10/13	Denver	0	2	3	0	2	2	10	0	W			10/13	Denver	15	22	12	18	5	24		
10/23	at Atlanta	1	0	1	3	1	1	2	10	-1	W		10/23	at Atlanta	13	23	5	21	8	24		
10/30	at Denver	1	2	3	12	3	0	3	14	0	L		10/30	at Denver	12	24	7	18	6	24		
11/06	Tennessee	2	1	3	17	0	0	0	+3	W			11/06	Tennessee	9	18	7	19	5	26		
11/13	Miami	0	1	1	0	4	0	4	7	-3	L		11/13	Miami	10	18	5	19	6	26		
11/27	at Houston	3	1	4	7	1	0	1	3	+3	W		11/20	Bye	8	18	5	21	5	28		
12/04	Tampa Bay	1	0	1	0	2	0	2	7	-1	L		11/27	at Houston	8	20	5	19	6	26		
12/11	at Carolina	1	0	1	0	3	2	5	10	-4	L		12/04	Tampa Bay	10	21	6	19	4	27		
12/18	Oakland	1	1	2	0	1	1	2	3	0	L		12/11	at Carolina	11	23	6	17	7	25		
12/24	at Cleveland	0	0	0	0	1	0	1	3	-1	L		12/18	Oakland	13	26	8	18	9	22		
01/01	Kansas City	1	0	1	7	2	0	2	10	-1	L		12/24	at Cleveland	16	27	6	14	10	19		
	TOTALS	18	10	28	72	21	14	35	105	-7	5-11		01/01	Kansas City	14	26	8	16	10	20		

2016 STARTING LINEUPS

OFFENSE

	WR	LT	LG	C	RG	RT	TE	TE	WR	QB	RB	
09/13	Detroit	Allen	Dunlap	Franklin	Watt	Fluker	Barksdale	Green	S. Johnson*	Floyd	Rivers	Gordon
09/11	at Kansas City	Allen	Dunlap	Franklin	Slauson	Fluker	Barksdale	Gates	Benjamin	Inman	Rivers	Woodhead
09/18	Jacksonville	Inman	Dunlap	Franklin	Slauson	Fluker	Barksdale	Henry	Benjamin	Watt*	Rivers	Gordon
09/25	at Indianapolis	Inman	Hairston	Franklin	Slauson	Fluker	Barksdale	Henry	McGrath^	Ty. Williams	Rivers	Gordon
10/02	New Orleans	Inman	Hairston	Franklin	Slauson	Fluker	Barksdale	Henry	Benjamin	Ty. Williams	Rivers	Gordon
10/09	at Oakland	Inman	Dunlap	Franklin	Slauson	Fluker	Hairston	Gates	Henry^	McGrath^	Rivers	Gordon
10/13	Denver	Inman	Dunlap	Franklin	Slauson	Fluker	Barksdale	Gates	Benjamin	Ty. Williams	Rivers	Henry^
10/23	at Atlanta	Inman	Dunlap	Franklin	Slauson	Fluker	Barksdale	Henry	McGrath^	Ty. Williams	Rivers	Gordon
10/30	at Denver	Inman	Dunlap	Franklin	Slauson	Fluker	Barksdale	Gates	Henry^	McGrath^	Rivers	Gordon
11/06	Tennessee	Inman	Dunlap	Franklin	Slauson	Fluker	Barksdale	Gates	Benjamin	Ty. Williams	Rivers	Gordon
11/13	Miami	Inman	Dunlap	Franklin	Slauson	Fluker	Barksdale	Henry	Wiggins+	Ty. Williams	Rivers	Gordon
11/27	at Houston	Inman	Dunlap	Franklin	Slauson	Fluker	Barksdale	Henry	Watt*	Ty. Williams	Rivers	Gordon
12/04	Tampa Bay	Inman	Dunlap	Franklin	Slauson	Fluker	Barksdale	Gates	Benjamin	Ty. Williams	Rivers	Gordon
12/11	at Carolina	Inman	Dunlap	Franklin	Slauson	Fluker	Barksdale	Henry	McGrath^	Ty. Williams	Rivers	Gordon
12/18	Oakland	Inman	Dunlap	Franklin	Slauson	Fluker	Barksdale	Gates	Benjamin	Ty. Williams	Rivers	Farrow
12/24	at Cleveland	Inman	Hairston	Franklin	Slauson	Fluker	Barksdale	Gates	Benjamin	Ty. Williams	Rivers	Farrow
01/01	Kansas City	Inman	Hairston	Franklin	Slauson	Fluker	Barksdale	Gates	Burse	Ty. Williams	Rivers	Hillman

* Denotes FB
^ Denotes TE
+ Denotes T

DEFENSE

	DE	NT	DT	OLB	ILB	ILB	OLB	CB	CB	SS	FS	
09/11	at Kansas City	Hayward*	Mebane	Liuget	Ingram	Te'o	Perryman	Emanuel	Flowers	Verrett	Addae	Lowery
09/18	Jacksonville	Philon	Mebane	Liuget	Ingram	Te'o	Perryman	Emanuel	Flowers	Verrett	Addae	Lowery
09/25	at Indianapolis	Philon	Mebane	Liuget	Ingram	Te'o	Perryman	Emanuel	Flowers	Verrett	McCoil	Lowery
10/02	New Orleans	Mager*	Mebane	Liuget	Ingram	Brown	Perryman	Emanuel	Hayward	Verrett	McCoil	Lowery
10/09	at Oakland	Mager*	Mebane	Liuget	Ingram	Brown	Toomer	Attaochu	Hayward	Williams	Phillips	Lowery
10/13	Denver	Bosa	Mebane	Liuget	Ingram	Brown	Toomer	Emanuel	Hayward	Williams	Mager*	Lowery
10/23	at Atlanta	Bosa	Mebane	Liuget	Ingram	Brown	Perryman	Emanuel	Hayward	Mager	Phillips	Lowery
10/30	at Denver	Bosa	Mebane	Liuget	Ingram	Brown	Perryman	Emanuel	Flowers	Hayward	Phillips	Lowery
11/06	Tennessee	Square	Mebane	Liuget	Ingram	Emanuel	Toomer	Bosa	Flowers	Hayward	Phillips	Lowery
11/13	Miami	Bosa	Mebane	Liuget	Ingram	Emanuel	Toomer	Mager*	Flowers	Hayward	Phillips	Lowery
11/27	at Houston	Bosa	Square	Liuget	Ingram	Toomer	Perryman	Tr. Williams*	Mager	Hayward	Addae	Lowery
12/04	Tampa Bay	Bosa	Square	Liuget	Ingram	Toomer	Perryman	Emanuel	Mager	Hayward	Addae	Lowery
12/11	at Carolina	Bosa	Square	Liuget	Ingram	Toomer	Perryman	Tr. Williams*	Mager	Hayward	Addae	Lowery
12/18	Oakland	Bosa	Square	Liuget	Ingram	Toomer	Perryman	Tr. Williams*	T. Reed	Hayward	Addae	Lowery
12/24	at Cleveland	Bosa	Square	Liuget	Ingram	Brown	Perryman	Phillips+	Tr. Williams	Hayward	Addae	Lowery
01/01	Kansas City	Bosa	Square	Liuget	Ingram	Brown	Perry	Emanuel	Tr. Williams	Hayward	Addae	Lowery

* Denotes CB
+ Denotes S
%- denotes linebacker

2016 CHARGERS RECORD WHEN . . .

At Home: 3-5
On the Road: 2-6
In September: 1-2
In October: 2-3
In November: 2-1
In December: 0-4
In January: 0-1
Chargers Score First: 4-5
Opponents Score First: 1-6
Leading at the Half: 4-5
Trailing at the Half: 1-4
Tied at the Half: 0-2

Leading after 3Q: 4-4
Trailing after 3Q: 1-7
Tied after 3Q: 0-0
Team Rushes for 100+ yards: 2-4
Opponent Rushes for less than 100 yards: 3-7
Opponent Rushes for 100+ yards: 2-5
Opponent rushes for less than 100 yds: 3-6
+ Turnover Ratio: 3-1
- Turnover Ratio: 1-8
Turnover Ratio: 1-2
Chargers pass for 300+ yards: 1-5
Chargers pass for less than 300 yards: 4-6

Opponents pass for 300+ yards: 2-3
Opponents pass for less than 300 yards: 3-8
Chargers score 20 or more points: 5-7
Chargers score less than 20 points: 0-4
Opponents score 20 or more points: 2-10
Opponents score less than 20 points: 3-1
Outdoors: 3-10
Indoors: 2-1
Day Games: 4-11
Night Games: 1-0
Natural Grass: 3-10
Artificial Surface: 2-1

2016 GAME SUMMARIES

WEEK 1 RECAP — KANSAS CITY 33, CHARGERS 27 (OT)

The Chargers opened their 2016 season in Kansas City's Arrowhead Stadium where they dropped a heartbreaker in overtime, 33-27. The Chiefs overcame a 21-point third-quarter deficit, outscoring the Bolts 30-3 in the final quarter and a half plus overtime.

Kansas City opened the game with a 47-yard field goal before the Chargers scored touchdowns on three straight possessions. **Melvin Gordon** scored the first two touchdowns of his NFL career on runs of one and five yards before **Danny Woodhead** caught a four-yard touchdown pass from **Philip Rivers**. On San Diego's next series, **Keenan Allen** went down with a knee injury. He did not return to the game.

At halftime, the Chargers had outgained the Chiefs 219 to 105, they went six of seven (86%) on third down compared to one of six (17%) for the Chiefs, and the Bolts had 16 first downs to Kansas City's six.

With just over six minutes left in the third quarter, the Chargers extended their lead to 24-3. Kansas City scored a touchdown to climb within 14 (24-10) but the Chargers tacked on another field goal to go back up by 17 (27-10). Two series later, the Chargers missed a 54-yard field goal and it seemed to inject new life into the Chiefs, who went on to score on their next four possessions. **Spencer Ware** tied the game (27-27) on a five-yard touchdown run with 1:03 left in the fourth quarter. The Chargers had the ball last in regulation but they were unable to score and the game went into overtime.

Kansas City won the coin toss and took the football to start the extra period. They drove 10 plays in 70 yards with quarterback **Alex Smith** scoring the game winner on a two-yard run 5:07 into overtime.

VISITOR:	San Diego Chargers	7	14	3	3	0	27
HOME:	Kansas City Chiefs	3	0	7	17	6	33

Scoring Plays

Team	Qtr	Time	Play Description (Extra Point) (Drive Info)	Visitor	Home
Chiefs	1	11:51	C.Santos 47 yd. Field Goal (7-46, 3:09)	0	3
Chargers	1	8:27	M.Gordon 1 yd. run (J.Lambo kick) (6-75, 3:24)	7	3
Chargers	2	14:06	M.Gordon 6 yd. run (J.Lambo kick) (13-80, 6:51)	14	3
Chargers	2	7:54	D.Woodhead 4 yd. pass from P.Rivers (J.Lambo kick) (6-38, 3:32)	21	3
Chargers	3	6:02	J.Lambo 29 yd. Field Goal (9-34, 4:00)	24	3
Chiefs	3	2:47	T.Hill 9 yd. pass from A.Smith (C.Santos kick) (7-75, 3:15)	24	10
Chargers	4	13:24	J.Lambo 28 yd. Field Goal (9-65, 4:23)	27	10
Chiefs	4	9:18	J.Maclin 19 yd. pass from A.Smith (C.Santos kick) (7-56, 2:02)	27	17
Chiefs	4	3:09	C.Santos 33 yd. Field Goal (12-62, 3:40)	27	20
Chiefs	4	1:03	S.Ware 5 yd. run (C.Santos kick) (4-42, 0:46)	27	27
Chiefs	5	9:53	A.Smith 2 yd. run (10-70, 5:07) (10-70, 5:07)	27	33
Paid Attendance: 73,238				Time: 3:34	

San Diego Chargers vs Kansas City Chiefs 9/11/2016 at Arrowhead Stadium

Final Team Statistics

	Visitor Chargers	Home Chiefs
TOTAL FIRST DOWNS	25	26
By Rushing	10	6
By Passing	12	19
By Penalty	3	1
THIRD-DOWN EFFICIENCY	7-15-38%	5-14-36%
FOURTH-DOWN EFFICIENCY	0-0-0%	2-2-100%
TOTAL NET YARDS	389	413
Total Offensive Plays (inc. times thrown pass)	68	70
Average gain per offensive play	5.6	5.9
NET YARDS RUSHING	155	83
Total Rushing Plays	32	19
Average gain per rushing play	4.8	4.4
Tackles for a loss-number and yards	12	3-10
NET YARDS PASSING	233	330
Times thrown - yards lost attempting to pass	1-40	3-33
Cross yards passing	243	383
PASS ATTEMPTS-COMPLETIONS-HAD INTERCEPTED	36-25-0	48-34-1
Avg gain per pass play (inc. # thrown passing)	6.3	6.5
KICKOFFS Number-# End-Zone-Touchbacks	7-17	6-54
PUNTS Number and Average	5-26.8	6-30.4
Had Blocked	0	0
FS- #Plays-Had Blocked	0	0
Net Rating Average	28.6	33.8
TOTAL RETURN YARDAGE (Net Including Kickoffs)	8	35
No. and Yards Post Returns	2-8	4-35
No. and Yards Kickoff Returns	2-43	0-0
No. and Yards Interception Returns	1-0	0-0
PENALTIES Number and Yards	6-30	6-46
FUMBLES Number and Lost	0-0	0-0
TOUCHDOWNS	3	4
Rushing	2	2
Passing	1	2
EXTRA POINTS Made-Attempts	3-3	3-3
Kicking Made-Attempts	3-3	3-3
FELD GOALS Made-Attempts	2-3	2-2
RED ZONE EFFICIENCY	5-6-60%	6-6-60%
GOAL TO GO EFFICIENCY	2-2-100%	2-2-100%
SAFETIES	0	0
FINAL SCORE	27	33
TIME OF POSSESSION	34:01	31:06

San Diego Chargers vs Kansas City Chiefs 9/11/2016 at Arrowhead Stadium

Final Individual Statistics

San Diego Chargers										Kansas City Chiefs									
RUSHING		ATT	YDS	AVG	LG	TD	RUSHING		ATT	YDS	AVG	LG	TD						
D.Woodhead	16	89	5.6	21	0	S.Ware	11	70	6.4	14	1								
M.Gordon	14	57	4.1	17	2	A.Smith	4	15	3.8	7	1								
P.Rivers	2	9	4.5	10	0	C.West	3	-1	-0.3	8	0								
						J.Maclin	1	1	-1.0	-1	0								
Total	32	155	4.8	21	2	Total	19	83	4.4	14	2								
PASSING		ATT	CMP	YDS	SK	YD	LG	INT	RT	PASSING		ATT	CMP	YDS	SK	YD	LG	INT	RT
P.Rivers	36	25	243	1/10	1	38	0	0	0	A.Smith	48	34	363	3/33	2	45	1	97.8	
Total	36	25	243	1/10	1	38	0	0	0	Total	48	34	363	3/33	2	45	1	97.8	
PASS RECEIVING		TAR	REC	YDS	AVG	LG	TD	PASS RECEIVING		TAR	REC	YDS	AVG	LG	TD				
T.Bergstein	8	7	32	4.6	8	0	S.Ware	8	7	129	18.4	45	0						
K.Allen	7	6	43	10.5	15	0	T.Kelce	7	6	74	12.3	20	0						
D.Woodhead	7	5	31	6.2	12	1	C.West	6	6	24	4.0	7	0						
A.Celso	4	3	20	6.7	8	0	J.Maclin	7	5	43	12.6	22	1						
Ty.Williams	5	2	71	35.5	38	0	C.Conley	7	4	43	10.8	13	0						
H.Henry	2	1	20	20.0	20	0	A.Willow	5	3	1	0.3	3	0						
D.Irman	3	1	6	6.0	6	0	D.Harris	3	2	20	10.0	13	0						
							T.Hill	1	1	9	9.0	9	1						
							R.Travis	1	1	0	0.0	0	0						
Total	36	25	243	9.7	38	1	Total	45	34	363	10.7	45	2						
INTERCEPTIONS		NO	YDS	AVG	LG	TD	INTERCEPTIONS		NO	YDS	AVG	LG	TD						
J.Berrett	1	0	0.0	0	0														
Total	1	0	0.0	0	0	Total	0	0	0	0	0	0	0						
PUNTING		NO	YDS	AVG	NET	TB	INTCO	LG	PUNTING	NO	YDS	AVG	NET	TB	INTCO	LG			
D.Kaser	5	178	35.6	28.6	0	0	48	D.Colegett	5	197	39.4	33.8	1	1	50				
Total	5	178	35.6	28.6	0	0	48	Total	5	197	39.4	33.8	1	1	50				
PUNT RETURNS		NO	YDS	AVG	FC	LG	TD	PUNT RETURNS		NO	YDS	AVG	FC	LG	TD				
T.Bergstein	2	8	4.0	0	7	0	T.Hill	3	35	11.7	0	14	0						
[BOUNCE]	2	0	0.0	0	0	0	D.Alexander	1	0	0.0	0	0	0						
[TOUCHBACK]	1	0	0.0	0	0	0	[OUT OF BOUNDS]	1	0	0.0	0	0	0						
Total	2	8	4.0	0	7	0	Total	4	35	8.8	0	14	0						
KICKOFF RETURNS		NO	YDS	AVG	FC	LG	TD	KICKOFF RETURNS		NO	YDS	AVG	FC	LG	TD				
C.Hogg	2	43	21.5	0	23	0	[TOUCHBACK]	7	0	0.0	0	0	0						
[TOUCHBACK]	4	0	0.0	0	0	0	Total	0	0	0.0	0	0	0						
Total	2	43	21.5	0	23	0	Total	0	0	0.0	0	0	0						
San Diego Chargers										Kansas City Chiefs									
FUMBLES		FUM	LOST	OWN-REC	YDS	TD	FORCED	OPP-REC	YDS	TD	OUT-BS								
Total		0	0	0	0	0	0	0	0	0	0								
FUMBLES		FUM	LOST	OWN-REC	YDS	TD	FORCED	OPP-REC	YDS	TD	OUT-BS								
Total		0	0	0	0	0	0	0	0	0	0								

WEEK 2 RECAP — CHARGERS 38, JACKSONVILLE 14

The Chargers picked up their first win of the season in dominating fashion, handing the Jacksonville Jaguars a 38-14 defeat at Qualcomm Stadium.

San Diego scored the game's first 35 points en route to the win. **Philip Rivers** tied his career high with four touchdown passes, two of which went to **Travis Benjamin**, while **Melvin Gordon** scored a touchdown as part of his first NFL 100-yard game. The Chargers racked up three takeaways, including two interceptions by **Casey Hayward** and a sack-fumble by **Melvin Ingram**.

The Chargers scored touchdowns on three of their first four possessions to take a 21-0 lead at the half. **Gordon** and **Benjamin** both scored, as did **Antonio Gates**, whose two-yard touchdown catch gave the Bolts a 21-0 lead.

Tyrell Williams caught a 44-yard touchdown pass on a 3rd-and-12 play on the Bolts' first possession of the second half and later in the third quarter, **Benjamin** put the game on ice with a 45-yard scoring catch.

VISITOR:	Jacksonville Jaguars	0	0	0	14	0	14
HOME:	San Diego Chargers	7	14	14	3	0	38

Scoring Plays

Team	Qtr	Time	Play Description (Extra Point) (Drive Info)	Visitor	Home
Chargers	1	10:14	M.Gordon 3 yd. run (J.Lambo kick) (8-75, 4:46)	0	7
Chargers	2	14:54	T.Benjamin 6 yd. pass from P.Rivers (J.Lambo kick) (7-34, 3:34)	0	14
Chargers	2	9:54	A.Gates 2 yd. pass from P.Rivers (J.Lambo kick) (5-56, 2:11)	0	21
Chargers	3	10:54	Ty.Williams 44 yd. pass from P.Rivers (J.Lambo kick) (3-55, 1:33)	0	28
Chargers	3	2:48	T.Benjamin 45 yd. pass from P.Rivers (J.Lambo kick) (7-93, 4:18)	0	35
Jaguars	4	12:54	M.Lewis 4 yd. pass from B.Bortles (J.Myers kick) (12-75, 4:54)	7	35
Chargers	4	7:00	J.Lambo 25 yd. Field Goal (11-36, 5:54)	7	38
Jaguars	4	1:04	C.Grant 15 yd. pass from B.Bortles (J.Myers kick) (9-60, 2:30)	14	38
Paid Attendance: 52,165				Time: 3:14	

Jacksonville Jaguars vs San Diego Chargers
9/18/2016 at Qualcomm Stadium

Final Team Statistics

	Visitor Jaguars	Home Chargers
TOTAL FIRST DOWNS	20	25
By Rushing	6	10
By Passing	13	10
By Penalty	1	5
THIRD DOWN EFFICIENCY	2:11-18%	7:13-54%
FOURTH DOWN EFFICIENCY	1:2-50%	0:0-0%
TOTAL NET YARDS	388	357
Total Offensive Plays (inc. times thrown passing)	83	63
Average gain per offensive play	6.2	5.7
NET YARDS RUSHING	69	150
Total Rushing Plays	11	35
Average gain per rushing play	6.3	4.3
Tackles for a loss-number and yards	1:1	5:9
NET YARDS PASSING	319	207
Times thrown - yards lost attempting to pass	2:10	3:13
Gross yards passing	329	220
PASS ATTEMPTS-COMPLETIONS-HAD INTERCEPTED	50-31-2	25-17-0
Avg gain per pass play (inc. # thrown passing)	6.1	7.4
KICKOFFS Number to End Zone-Touchbacks	3-1-1	7-5-4
PUNTS Number and Average	4-4-43	4-4-33
Had Blocked	0	0
FGs - PATs Had Blocked	0-0	0-0
Net Punting Average	35.5	41.0
TOTAL RETURN YARDAGE (Not Including Kickoffs)	9	50
No. and Yards Punt Returns	2-21	0-0
No. and Yards Kickoff Returns	3-47	0-0
No. and Yards Interception Returns	0-0	2-29
PENALTIES Number and Yards	14-83	3-23
FUMBLES Number and Lost	1-1	1-1
TOUCHDOWNS	2	5
Rushing	0	1
Passing	2	4
EXTRA POINTS Made-Attempts	2-2	5-5
Kicking Made-Attempts	2-2	5-5
FIELD GOALS Made-Attempts	0-1	1-1
RED ZONE EFFICIENCY	23-67%	35-60%
GOAL TO GO EFFICIENCY	1-1-100%	3-6-50%
SAFETIES	0	0
FINAL SCORE	14	38
TIME OF POSSESSION	25:08	34:52

Jacksonville Jaguars vs San Diego Chargers
9/18/2016 at Qualcomm Stadium

Final Individual Statistics

Jacksonville Jaguars										San Diego Chargers									
RUSHING	ATT	YDS	AVG	LG	TD	RUSHING	ATT	YDS	AVG	LG	TD	PASSING	ATT	COMP	YDS	SK	LG	INT	RT
B.Bortles	3	34	11.3	24	0	M.Gordon	24	102	4.3	21	1	P.Rivers	24	17	220	3/13	4	45	0
T.Yelton	7	28	4.0	15	0	D.Woodhead	3	27	9.0	23	0	K.Clemens	1	0	0	0	0	0	39.6
D.Robinson	1	7	7.0	7	0	K.Farave	4	13	3.3	4	0	T.Benjamin	1	1	43.0	1	0	0	135.0
						P.Rivers	1	10	10.0	10	0								
						K.Clemens	2	-1	-0.5	0	0								
						T.Benjamin	1	1	1.0	1	0								
Total	11	69	6.3	24	0	Total	35	150	4.3	23	1								
PASSING	ATT	COMP	YDS	SK	LG	INT	PASSING	ATT	COMP	YDS	SK	LG	INT	RT					
B.Bortles	50	31	329	2/10	2	35	277.8	P.Rivers	24	17	220	3/13	4	45	0				
								K.Clemens	1	0	0	0	0	0					
Total	50	31	329	2/10	2	35	277.8	Total	25	17	220	3/13	4	45	0				
PASS RECEIVING	TAR	REC	YDS	AVG	LG	TD	PASS RECEIVING	TAR	REC	YDS	AVG	LG	TD						
T.Yelton	9	8	10	1.3	8	0	T.Benjamin	6	6	115	19.2	45	2						
M.Lee	7	5	75	15.0	22	0	Ty.Williams	6	3	61	20.3	44	1						
A.Harris	10	5	44	8.8	24	0	M.Gordon	3	3	18	6.0	11	0						
J.Thomas	7	4	11	2.8	24	0	A.Gates	5	3	15	5.0	7	1						
A.Robinson	3	3	54	18.0	35	0	D.Olman	3	1	7	7.0	7	0						
M.Lewis	3	2	17	8.5	13	0	D.Woodhead	1	1	4	4.0	4	0						
C.Grant	1	1	15	15.0	15	1	K.Farave	1	0	0	0	0	0						
A.Bern	2	1	9	9.0	9	0													
R.Greene	3	1	7	7.0	7	0													
D.Robinson	2	1	7	7.0	7	0													
Total	49	31	329	10.6	35	2	Total	25	17	220	12.9	45	4						
INTERCEPTIONS	NO	YDS	AVG	LG	TD	INTERCEPTIONS	NO	YDS	AVG	LG	TD								
	0	0	0	0	0	C.Hayward	2	29	14.5	31	0								
Total	0	0	0	0	0	Total	2	29	14.5	31	0								
PUNTING	NO	YDS	AVG	NET	TB	INTD	PUNTING	NO	YDS	AVG	NET	TB	INTD	LG					
B.Norman	4	179	44.8	39.5	0	2	56	D.Kaer	4	173	43.3	41.0	0	2					
Total	4	179	44.8	39.5	0	2	56	Total	4	173	43.3	41.0	0	2					
PUNT RETURNS	NO	YDS	AVG	FC	LG	TD	PUNT RETURNS	NO	YDS	AVG	FC	LG	TD						
R.Greene	2	9	4.5	1	8	0	T.Benjamin	2	21	10.5	0	12	0						
[OUT OF BOUNDS]	1	0	0.0	0	0	0	[DOWNED]	2	0	0.0	0	0	0						
Total	2	9	4.5	1	8	0	Total	2	21	10.5	0	12	0						
KICKOFF RETURNS	NO	YDS	AVG	FC	LG	TD	KICKOFF RETURNS	NO	YDS	AVG	FC	LG	TD						
C.Grant	3	67	22.3	0	24	0	[OUT OF BOUNDS]	1	0	0.0	0	0	0						
[TOUCHBACK]	4	0	0.0	0	0	0	[TOUCHBACK]	1	0	0.0	0	0	0						
Total	3	67	22.3	0	24	0	Total	0	0	0.0	0	0	0						
Jacksonville Jaguars										San Diego Chargers									
FUMBLES	FUM	LOST	OWN-REC	YDS	TD	FORCED	OPP-REC	YDS	TD	OUT-BOG									
B.Bortles	1	1	0	0	0	0	0	0	0	0									
V.Ngilekwe	0	0	0	0	0	0	1	0	0	0									
J.Ogden	0	0	0	0	0	0	1	0	0	0									
Total	1	1	0	0	0	0	1	0	0	0									
San Diego Chargers										San Diego Chargers									
FUMBLES	FUM	LOST	OWN-REC	YDS	TD	FORCED	OPP-REC	YDS	TD	OUT-BOG									
P.Rivers	1	1	0	0	0	0	0	0	0	0									
M.Ingram	0	0	0	0	0	1	0	0	0	0									
C.Lugert	0	0	0	0	0	0	1	0	0	0									
Total	1	1	0	0	0	1	1	0	0	0									

WEEK 3 RECAP — INDIANAPOLIS 26, CHARGERS 22

The Chargers lost a heartbreaker in Indianapolis, falling to the Colts 26-22 on a 63-yard touchdown catch-and-run by T.Y. Hilton on 1:17 left in the game.

The Chargers faced a hostile crowd on the road for a late-afternoon kickoff at Lucas Oil Stadium and it faced some early adversity, but the Bolts clawed their way back into the game. The Colts led 13-6 heading toward halftime when **Jatoio Brown**, subbing for an injured **Manti Te'o**, made a great play with a sack and forced fumble against **Andrew Luck**, which was recovered by **Caran Reid** and returned 61 yards for a score to tie the game at 13-13. It was the eighth longest fumble return in franchise history and it was caused by Brown's first NFL sack and forced fumble.

The Chargers then took their first lead of the game early in the third quarter when **Melvin Gordon** capped a 12-play, 80-yard drive with a one-yard touch-

down run. The Colts' **Antonio Cromartie** blocked the PAT, but the Bolts still led 19-13. Indianapolis answered with a touchdown to go back up 20-19, but the Bolts reclaimed the lead with a 27-yard **Josh Lambo** field goal midway thru the final quarter. After an exchange of punts, the Colts got the ball back down by two [22-20] with 2:29 left in the game. Down to potentially their final play just before the two minute warning, Luck completed an eight-yard pass to Hilton on a 4th-and-7, and two plays later, he and Hilton hooked up again for a 63-yard score that gave the Colts the 26-22 lead.

The Chargers re-took possession with 1:17 to play, but on the third play of their series, **Hunter Henry** was stripped by the Colts' **Clayton Geathers** and the Colts went on to close out the victory.

VISITOR:	San Diego Chargers	0	13	6	3	0	22
HOME:	Indianapolis Colts	10	3	7	6	0	26

Scoring Plays

Team	Qtr	Time	Play Description (Extra Point) (Drive Info)	Visitor	Home
Colts	1	8:53	A.Vinatieri 38 yd. Field Goal (11-58, 6:07)	0	3
Colts	1	3:39	F.Gore 6 yd. run (A.Vinatieri kick) (9-85, 3:25)	0	10
Chargers	2	14:51	J.Lambo 42 yd. Field Goal (10-50, 3:48)	3	10
Chargers	2	14:04	J.Lambo 34 yd. Field Goal (4-10, 0:32)	6	10
Colts	2	6:25	A.Vinatieri 33 yd. Field Goal (11-60, 7:39)	6	13
Chargers	2	0:55	C.Reid 61 yd. fumble return (J.Lambo kick)	13	13
Chargers	3	8:23	M.Gordon 1 yd. run (kick blocked) (12-80, 6:37)	19	13
Colts	3	2:39	R.Turbin 1 yd. run (A.Vinatieri kick) (10-75, 5:44)	19	20
Chargers	4	7:34	J.Lambo 27 yd. Field Goal (9-73, 4:25)	22	20
Colts	4	1:17	T.Hilton 63 yd. pass from A.Luck (pass failed) (6-83, 1:12)	22	26
Paid Attendance: 64,747					
Time: 3:23					

San Diego Chargers vs Indianapolis Colts

9/25/2016 at Lucas Oil Stadium

Final Team Statistics

	Visitor Chargers		Home Colts	
	TOTAL FIRST DOWNS	17	24	
By Rushing	11	6		
By Passing	16	13		
By Penalty	0	5		
THIRD-DOWN EFFICIENCY	4-11-38%	2-9-22%		
FOURTH-DOWN EFFICIENCY	0-0-0%	1-1-100%		
TOTAL NET YARDS	352	470		
Total Offense Plays (inc. times thrown passing)	58	65		
Average gain per offensive play	6.1	6.3		
NET YARDS RUSHING	37	93		
Total Rushing Plays	17	26		
Average gain per rushing play	2.2	3.6		
Tackles for a loss-number and yards	1-1	2-2		
NET YARDS PASSING	315	317		
Times thrown - yards lost attempting to pass	2-11	2-14		
Gross yards passing	326	331		
PASS ATTEMPTS-COMPLETIONS-HAD INTERCEPTED	19-25-0	17-24-1		
Avg gain per pass play (inc. F thrown passing)	7.7	8.1		
KICKOFFS Number-to-End Zone-Touchbacks	6-4-4	6-6-3		
PUNTS Number and Average	3-40.3	3-40.3		
Had Blocked	0	0		
FDS - PATs Had Blocked	0-1	0-0		
No Punting Average	40.3	40.3		
TOTAL RETURN YARDAGE (Net Including Kickoffs)	21	0		
No. and Yards Punt Returns	1-0	1-0		
No. and Yards Kickoff Returns	5-9	2-33		
No. and Yards Interception Returns	1-21	0-0		
RECEIPTS Number and Total	16-80	16-86		
FUMBLES Number and Loss	4-3	2-1		
TOUCHDOWNS	2	3		
Rushing	1	2		
Passing	0	1		
Fumbles	1	0		
EXTRA POINTS Made-Attempts	1-2	2-3		
Kicking Made-Attempts	1-2	2-2		
Passing Made-Attempts	0-0	0-1		
FIELD GOALS Made-Attempts	3-3	2-2		
RED-ZONE EFFICIENCY	14-25%	2-9-21%		
GOAL-TO-GO EFFICIENCY	1-3-33%	2-2-100%		
SAFETIES	0	0		
FINAL SCORE	22	27		
TIME OF POSSESSION	27:17	32:43		

San Diego Chargers vs Indianapolis Colts

9/25/2016 at Lucas Oil Stadium

Final Individual Statistics

	San Diego Chargers							Indianapolis Colts									
	RUSHING	ATT	YDS	AVG	LG	TD	FUM	RUSHING	ATT	YDS	AVG	LG	TD	FUM			
M.Gordon		16	35	2.2	7	1	0	F.Green		21	62	3.0	19	1	0		
P.Rivers		1	2	2.0	2	0	0	R.Turbin		4	9	2.3	5	1	0		
Total		17	37	2.2	7	1	0	J.Ferguson		1	2	2.0	2	0	0		
Total		17	37	2.2	7	1	0	Total		26	93	3.6	19	2	0		
PASSING	ATT	COMP	YDS	SK/YD	TD	LG	INT	RT	PASSING	ATT	COMP	YDS	SK/YD	TD	LG	INT	RT
P.Rivers	19	26	326	21.1	0	43	0	19/25	A.Luck	17	24	331	21.4	1	63	1	19/24
Total	19	26	326	21.1	0	43	0	19/25	Total	17	24	331	21.4	1	63	1	19/24
PASS RECEIVING	TAR	REC	YDS	AVG	LG	TD	PASS RECEIVING										
Ty.Williams	9	6	69	11.5	22	0	T.Hilton										
H.Henry	5	5	72	14.4	33	0	M.Felton										
J.Bergamin	7	4	62	15.5	43	0	J.Ferguson										
M.Gordon	7	4	10.8	2.5	4	0	J.Ferguson										
D.Inman	4	3	32	10.7	14	0	P.Dovset										
D.McCluster	3	2	9	4.5	4	0	F.Green										
S.Hodgsmith	1	1	13	13.0	13	0	C.Cyren										
D.Watt	1	1	6	6.0	6	0											
Total	37	26	326	11.5	43	0	Total										
Total	37	26	326	11.5	43	0	Total										
INTERCEPTIONS	NO	YDS	AVG	LG	TD	INTERCEPTIONS											
C.Keyward	1	21	21.0	21	0												
Total	1	21	21.0	21	0	Total											
PUNTING	NO	YDS	AVG	NET	TD	INTX	LG	PUNTING									
D.Hane	3	121	40.3	40.3	0	1	46	P.Holmes									
Total	3	121	40.3	40.3	0	1	46	Total									
PUNT RETURNS	NO	YDS	AVG	FC	LG	PUNT RETURNS											
T.Bergensen	1	0	0.0	0	0	O.Dibry											
[DOWNED]	1	0	0.0	0	0												
[OUT OF BOUNDS]	1	0	0.0	0	0												
Total	1	0	0.0	0	0	Total											
Total	1	0	0.0	0	0	Total											
KICKOFF RETURNS	NO	YDS	AVG	FC	LG	KICKOFF RETURNS											
D.McCluster	2	39	19.5	0	24	0	G.Quay										
C.Mager	1	20	20.0	0	20	0	J.Todman										
[TOUCHBACK]	3	0	0.0	0	0	[TOUCHBACK]											
Total	3	59	19.7	0	24	0	Total										
San Diego Chargers																	
FUMBLES	FUM	LOST	OWN-REC	YDS	TD	FORCED	OPP-REC	YDS	TD	OUT-BDS							
T.Bergensen	2	1	0	0	0	0	0	0	0	0							
H.Henry	1	1	0	0	0	0	0	0	0	0							
P.Rivers	1	1	0	0	0	0	0	0	0	0							
J.Henrett	0	0	1	0	0	0	0	0	0	0							
J.Brown	0	0	0	0	0	1	0	0	0	0							
K.Emanuel	0	0	0	0	0	1	0	0	0	0							
C.Hair	0	0	0	0	0	1	41	1	0	0							
Total	4	3	1	0	0	2	1	41	1	0							
Indianapolis Colts																	
FUMBLES	FUM	LOST	OWN-REC	YDS	TD	FORCED	OPP-REC	YDS	TD	OUT-BDS							
A.Luck	1	1	1	0	0	0	0	0	0	0							
F.Green	1	0	0	0	0	0	0	0	0	0							
E.Mobley	0	0	0	0	0	2	0	0	0	0							
C.Geathers	0	0	0	0	0	1	0	0	0	0							
M.Adams	0	0	0	0	0	0	1	0	0	0							
D.Arkanev	0	0	0	0	0	0	1	41	1	0							
K.Langford	0	0	0	0	0	0	1	0	0	0							
Total	2	1	1	0	0	3	3	0	0	0							

WEEK 4 RECAP — NEW ORLEANS 35, CHARGERS 34

The Chargers lost a 13-point fourth quarter lead and fell to New Orleans, 35-34, after the Saints converted two late turnovers into 14 fourth-quarter points. The game was a back-and-forth affair early on with the teams exchanging touchdowns through the first quarter and a half. The Chargers scored on touchdown catches by **Hunter Henry** and **Dontrelle Inman** before a 30-yard field goal after an interception gave the Bolts a 17-14 lead, their first of the game. The Chargers stretched that lead to 10 (24-14) on a one-yard touchdown run by **Melvin Gordon** just before the end of the first half.

New Orleans trimmed the deficit to three with a touchdown early in the third quarter but it was followed by two straight three-and-outs by San Diego's defense and after the second, the Bolts extended their lead back to 10 following another one-yard touchdown run by Gordon.

Still up 10 at the start of the fourth quarter, the Bolts took advantage of an early fourth-quarter interception by **Adrian Phillips** and kicked a field goal to stretch the lead to 13 (34-21).

San Diego's defense stopped New Orleans again to force a punt, but on the first play after said punt, the Saints' defense forced a fumble by Gordon and New Orleans recovered. Four plays later, the Saints scored a touchdown to cut the deficit to six (34-28). Then on the first play of San Diego's very next possession, **Travis Benjamin** fumbled after a catch and again New Orleans recovered. Seven plays later the Saints scored on a one-yard run to take a 35-34 lead, their first lead since early in the game. The Chargers got the ball back one final time with 1:57 remaining, but facing a 4th-and-22, the Saints intercepted **Philip Rivers** and in turn ran out the clock to close out the come-from-behind victory.

VISITOR:	New Orleans Saints	7	7	7	14	0	35
HOME:	San Diego Chargers	7	17	0	10	0	34

Scoring Plays

Team	Qtr	Time	Play Description (Extra Point) (Drive Info)	Visitor	Home
Saints	1	10:32	M.Ingram 1 yd. run (W.Lutz kick) (11-75, 4:28)	7	0
Chargers	1	1:10	H.Henry 20 yd. pass from P.Rivers (J.Lambo kick) (7-62, 3:30)	7	7
Saints	2	9:20	J.Kuhn 4 yd. pass from D.Brees (W.Lutz kick) (14-75, 6:50)	14	7
Chargers	2	7:04	D.Inman 57 yd. pass from P.Rivers (J.Lambo kick) (4-75, 2:16)	14	14
Chargers	2	4:50	J.Lambo 30 yd. Field Goal (5-29, 2:05)	14	17
Chargers	2	0:13	M.Gordon 1 yd. run (J.Lambo kick) (11-47, 2:14)	14	24
Saints	3	9:00	J.Kuhn 1 yd. run (W.Lutz kick) (9-48, 4:18)	21	24
Chargers	4	12:15	M.Gordon 1 yd. run (J.Lambo kick) (14-74, 6:28)	21	31
Chargers	4	8:39	J.Lambo 47 yd. Field Goal (6--3, 2:48)	21	34
Saints	4	4:50	M.Thomas 5 yd. pass from D.Brees (W.Lutz kick) (4-13, 1:50)	28	34
Saints	4	1:57	J.Kuhn 1 yd. run (W.Lutz kick) (7-31, 2:45)	35	34
Paid Attendance: 60,641				Time: 3:22	

New Orleans Saints vs San Diego Chargers 10/2/2016 at Qualcomm Stadium

Final Team Statistics

	Visitor Saints	Home Chargers
TOTAL FIRST DOWNS	21	21
By Rushing	6	5
By Passing	15	15
By Penalty	0	1
THIRD DOWN EFFICIENCY	11-18(61%)	6-13(46%)
FOURTH DOWN EFFICIENCY	1-0(100%)	0-1(0%)
TOTAL NET YARDS	275	346
Total Offensive Plays (inc. times thrown pass)	72	67
Average gain per offensive play	3.8	5.2
NET YARDS RUSHING	83	38
Total Rushing Plays	34	21
Average gain per rushing play	2.4	1.8
Tackles for a loss-number and yards	2-8	2-5
NET YARDS PASSING	192	308
Times thrown - yards lost attempting to pass	215	343
Gross yards passing	207	321
PASS ATTEMPTS-COMPLETIONS-HAD INTERCEPTED	39-23-2	43-28-1
Avg gain per pass play (inc. 3 thrown passings)	5.1	6.7
KICKOFFS Number-to End Zone-Touchbacks	6-6-4	7-3-5
PUNTS Number and Average	5-12	4-4-0
Had Blocked	0	0
Fds.-PATs Had Blocked	0-0	0-0
Net Punting Average	45.2	41.0
TOTAL RETURN YARDAGE (Net Including Kickoffs)	19	60
No. and Yards Punt Returns	2-12	3-30
No. and Yards Kickoff Returns	2-49	2-61
No. and Yards Interception Returns	1-7	2-30
PENALTIES Number and Yards	6-34	5-46
FUMBLES Number and Lost	0-0	4-2
TOUCHDOWNS	5	4
Rushing	3	2
Passing	2	2
EXTRA POINTS Made-Attempts	5-6	4-4
Kicking Made-Attempts	5-6	4-4
FIELD GOALS Made-Attempts	0-0	2-2
RED ZONE EFFICIENCY	5-6(100%)	2-6(50%)
GOAL TO GO EFFICIENCY	3-3(100%)	2-3(67%)
SAFETIES	0	0
FINAL SCORE	35	34
TIME OF POSSESSION	32:39	27:21

New Orleans Saints vs San Diego Chargers 10/2/2016 at Qualcomm Stadium

Final Individual Statistics

New Orleans Saints										San Diego Chargers									
RUSHING	ATT	YDS	AVG	LG	TD	RUSHING	ATT	YDS	AVG	LG	TD	PASSING	ATT	YDS	SK/YD	LG	INT	RT	
M.Ingram	18	56	3.1	10	1	M.Gordon	19	36	1.9	10	2	D.Brees	43	28	321	313	7	57	1
D.Lanco	4	12	3.0	6	0	D.McCluster	1	2	2.0	2	0	P.Rivers	1	0	0.0	0	0	0	
T.Hightower	4	11	2.8	4	0	P.Rivers	1	0	0.0	0	0	D.Brees	36	23	201	2	23	2	
J.Kuhn	3	5	1.7	3	2	T.Lewis	1	3	3.0	3	0	D.Brees	34	43	2.4	10	3	Total	
T.Lewis	1	3	3.0	3	0	D.Brees	4	4	1.0	1	0	Total	21	38	1.8	10	2		
D.Brees	4	4	1.0	1	0	Total	43	28	321	313	7	57	1	0	0	0	0		
Total	34	83	2.4	10	3	Total	43	28	321	313	7	57	1	0	0	0	0		
PASSING	ATT	YDS	SK/YD	LG	INT	RT	PASSING	ATT	YDS	SK/YD	LG	INT	RT						
D.Brees	36	23	201	215	2	23	2	74.7	P.Rivers	43	28	321	313	7	57	1	0	0	
Total	36	23	201	215	2	23	2	74.7	Total	43	28	321	313	7	57	1	0	0	
PASS RECEIVING	TAR	REC	YDS	AVG	LG	TD	PASS RECEIVING	TAR	REC	YDS	AVG	LG	TD						
M.Ingram	7	6	49	8.2	20	0	D.Inman	11	7	120	15.1	57	1						
M.Thomas	4	4	44	11.0	15	0	M.Gordon	7	4	43	11.2	12	0						
B.Cook	6	3	31	10.3	15	0	Ty.Williams	8	5	40	8.0	16	0						
C.Fletcher	5	3	19	6.3	9	0	H.Henry	7	4	61	15.3	20	1						
B.Coleman	2	2	17	8.5	11	0	T.Benjamin	7	4	48	12.0	25	0						
J.Kuhn	2	2	7	3.5	4	0	D.McCluster	3	2	9	4.5	7	0						
W.Snead	1	1	23	23.0	23	0	Total	43	28	321	315	57	2						
T.Lewis	1	1	10	10.0	10	0	Total	43	28	321	315	57	2						
D.Lanco	2	1	7	7.0	7	0	Total	43	28	321	315	57	2						
Total	36	23	207	9.0	23	2	Total	43	28	321	315	57	2						
INTERCEPTIONS	NO	YDS	AVG	LG	TD	INTERCEPTIONS	NO	YDS	AVG	LG	TD								
B.Welsh	1	7	7.0	7	0	A.Phillips	1	22	22.0	22	0								
C.Meyer	1	8	8.0	8	0	Total	2	30	15.0	22	0								
Total	1	7	7.0	7	0	Total	2	30	15.0	22	0								
PUNTING	NO	YDS	AVG	NET	BL	INTD	LG	PUNTING	NO	YDS	AVG	NET	BL	INTD	LG				
T.Merhead	5	256	51.2	45.2	0	1	62	D.Kaser	4	176	44.0	41.0	0	0	49				
Total	5	256	51.2	45.2	0	1	62	Total	4	176	44.0	41.0	0	0	49				
PUNT RETURNS	NO	YDS	AVG	FC	LG	PUNT RETURNS	NO	YDS	AVG	FC	LG								
T.Lewis	2	12	6.0	1	7	0	T.Bergamin	3	36	12.0	0	16	0						
(DOWNS)	1	0	0.0	0	0	0	(DOWNS)	2	0	0.0	0	0	0						
Total	2	12	6.0	1	7	0	Total	3	30	10.0	0	16	0						
KICKOFF RETURNS	NO	YDS	AVG	FC	LG	KICKOFF RETURNS	NO	YDS	AVG	FC	LG								
T.Cadet	2	49	24.5	0	25	0	D.McCluster	2	51	25.5	0	30	0						
(TOUCHBACK)	5	0	0.0	0	0	0	(TOUCHBACK)	4	0	0.0	0	0	0						
Total	2	49	24.5	0	25	0	Total	2	51	25.5	0	30	0						
New Orleans Saints FUMBLES	FUM	LOST	OWN-REC	YDS	TD	FORCED	OPP-REC	YDS	TD	OUT-8DS									
V.Hall	0	0	0	0	0	0	1	0	0	0									
C.Jordan	0	0	0	0	0	0	1	0	0	0									
N.Shupar	0	0	0	0	0	0	1	0	0	0									
D.Tapp	0	0	0	0	0	0	1	0	0	0									
Total	0	0	0	0	0	0	2	0	0	0									
San Diego Chargers FUMBLES	FUM	LOST	OWN-REC	YDS	TD	FORCED	OPP-REC	YDS	TD	OUT-8DS									
P.Brees	2	0	0	2	-7	0	0	0	0	0									
T.Benjamin	1	1	0	0	0	0	0	0	0	0									
M.Gordon	1	1	0	0	0	0	0	0	0	0									
Total	4	2	0	2	-7	0	0	0	0	0									

WEEK 5 RECAP — OAKLAND 34, CHARGERS 31

The Chargers lost yet another heartbreaker, falling to the Oakland Raiders, 34-31 at the Oakland-Alameda Coliseum. It was a mistake-filled game for the Chargers, who lost four turnovers - two fumbles and two interceptions - and had a potential 36-yard game-tying field goal with 2:07 remaining in the game go awry.

Despite two interceptions and a lost fumble in the first half, the Chargers took a 10-9 lead into the locker room at halftime, their touchdown courtesy of a 29-yard catch by Tyrell Williams. Oakland also turned over the ball once with nose tackle Brandon Mebane snagging his first NFL interception on the game's opening series. In the first half, the Chargers' defense held the Raiders out of the end zone, forcing four field goal tries, one of which sailed wide right.

The floodgates opened in the third quarter as the teams combined for 32 points. The Chargers scored touchdowns on their first two possessions of the quarter - the first by Melvin Gordon and the second by Hunter Henry. Late in

the third quarter, the Chargers held a 24-19 lead but all the momentum turned following a Gordon fumble. Oakland capitalized on the turnover and took a 27-24 lead when Michael Crabtree reeled in a 21-yard touchdown catch on a 4th-and-2 play. Oakland's defense then forced a three-and-out which was followed by a 16-yard punt from rookie Drew Kaser that gave the Raiders excellent field position. They took advantage of the miscue and scored another touchdown to go up 34-24. San Diego regained its footing and answered right back with a 12-play touchdown drive to get back within three (34-31) on a four-yard touchdown catch by Antonio Gates, which was followed by a three-and-out by San Diego's defense. On the ensuing possession, the Chargers drove all the way to the Raiders' 18-yard line where they set up to attempt a game-tying 36-yard field goal with 2:07 remaining, but Kaser was unable to handle the snap and the field goal try never went off and the Raiders held on for the 34-31 win.

VISITOR:	San Diego Chargers	0	10	14	7	0	31
HOME:	Oakland Raiders	3	6	18	7	0	34

Scoring Plays

Team	Qtr	Time	Play Description (Extra Point) (Drive Info)	Visitor	Home
Raiders	1	4:00	S.Janikowski 20 yd. Field Goal (16-87, 8:01)	0	3
Chargers	2	13:07	Ty.Williams 29 yd. pass from P.Rivers (J.Lambo kick) (8-60, 3:20)	7	3
Raiders	2	7:13	S.Janikowski 26 yd. Field Goal (11-67, 5:54)	7	6
Chargers	2	4:24	J.Lambo 36 yd. Field Goal (5-57, 2:49)	10	6
Raiders	2	0:00	S.Janikowski 56 yd. Field Goal (4-6, 1:39)	10	9
Chargers	3	12:31	M.Gordon 18 yd. pass from P.Rivers (J.Lambo kick) (4-75, 2:29)	17	9
Raiders	3	11:25	A.Cooper 64 yd. pass from D.Carr (S.Janikowski kick) (5-75, 1:06)	17	16
Chargers	3	10:10	H.Henry 1 yd. pass from P.Rivers (J.Lambo kick) (3-75, 1:15)	24	16
Raiders	3	4:41	S.Janikowski 48 yd. Field Goal (10-45, 5:29)	24	19
Raiders	3	1:09	M.Crabtree 21 yd. pass from D.Carr (D.Carr-A.Cooper pass) (6-38, 2:45)	24	27
Raiders	4	12:51	J.Olawale 1 yd. run (S.Janikowski kick) (4-32, 2:09)	24	34
Chargers	4	6:21	A.Gates 4 yd. pass from P.Rivers (J.Lambo kick) (12-75, 6:30)	31	34
Paid Attendance: 54,275				Time: 3:15	

San Diego Chargers vs Oakland Raiders
10/9/2016 at Oakland-Alameda County Coliseum

Final Team Statistics

	Visitor Chargers	Home Raiders
TOTAL FIRST DOWNS	17	19
By Rushing	3	6
By Passing	13	12
By Penalty	1	1
THIRD DOWN EFFICIENCY	24-25%	5-14.3%
FOURTH DOWN EFFICIENCY	0-10%	1-100%
TOTAL NET YARDS	423	389
Total Offensive Plays (inc. times thrown pass)	51	68
Average gain per offensive play	8.3	5.7
NET YARDS RUSHING	72	89
Total Rushing Plays	19	25
Average gain per rushing play	3.8	3.6
Tackles for a loss-number and yards	2-2	4-10
NET YARDS PASSING	351	300
Times thrown - yards lost attempting to pass	48	3-17
Gross yards passing	359	317
PASS ATTEMPTS-COMPLETIONS-HAD INTERCEPTED	30-21-2	40-25-1
Avg gain per pass play (inc. # thrown passing)	11.0	7.0
KICKOFFS Number-In End Zone-Touchbacks	6-6-6	7-4-3
PUNTS Number and Average	1-6-0	3-4-3
Had Blocked	0	0
Fbs - PATs Had Blocked	0-0	0-0
Net Punting Average	16.0	41.3
TOTAL RETURN YARDAGE (Not Including Kickoffs)	20	48
No. and Yards Punt Returns	2-15	0-0
No. and Yards Kickoff Returns	4-75	0-0
No. and Yards Interception Returns	1-6	2-48
PENALTIES Number and Yards	4-38	6-36
FUMBLE Number and Lost	0-0	0-0
TOUCHDOWNS	4	3
Rushing	0	1
Passing	4	2
EXTRA POINTS Made-Attempts	4-4	3-3
Kicking Made-Attempts	4-4	2-2
Passing Made-Attempts	0-0	1-1
FIELD GOALS Made-Attempts	1-1	4-5
RED ZONE EFFICIENCY	35-60%	1-33%
GOAL TO GO EFFICIENCY	2-100%	1-33%
SAFETIES	0	0
FINAL SCORE	31	34
TIME OF POSSESSION	23:42	38:18

San Diego Chargers vs Oakland Raiders
10/9/2016 at Oakland-Alameda County Coliseum

Final Individual Statistics

San Diego Chargers										Oakland Raiders									
RUSHING		ATT	YDS	AVG	LG	TD	RUSHING		ATT	YDS	AVG	LG	TD						
M.Gordon	16	49	4.3	24	0	J.Bjorksten	8	31	3.9	7	0								
D.Walt	1	2	2.0	2	0	D.Washington	7	23	3.3	8	0								
D.McCluster	1	1	1.0	1	0	J.Deweese	6	22	3.7	17	1								
D.Kaser	1	0	0.0	0	0	D.Carr	2	13	6.5	7	0								
Total	19	72	3.8	24	0	Total	25	89	3.6	17	1								
PASSING		ATT	COMP	YDS	SK/YD	LG	IN	RT	PASSING	ATT	COMP	YDS	SK/YD	LG	IN	RT			
P.Rivers	30	21	305	2.6	4	59	2	122	D.Carr	40	25	317	3	64	1	93.4			
Total	30	21	305	2.6	4	59	2	122	Total	40	25	317	3	64	1	93.4			
PASS RECEIVING		TAR	REC	YDS	AVG	LG	TD	PASS RECEIVING	TAR	REC	YDS	AVG	LG	TD					
T.Bjorksten	11	7	117	10.7	54	0	A.Cooper	12	6	66	11.0	22	0						
Ty.Williams	4	5	117	23.4	50	1	J.Richard	7	6	46	11.0	22	0						
A.Gates	5	4	30	7.5	9	1	D.Washington	6	5	29	5.8	10	1						
H.Henry	4	3	24	6.7	9	1	M.Crabtree	7	3	40	15.7	21	1						
M.Gordon	1	1	18	18.0	18	1	S.Balceris	3	2	21	10.5	16	0						
D.Iteman	3	1	3	3.0	3	0	A.Holmes	3	2	13	6.5	8	0						
Total	30	21	359	17.1	59	4	Total	39	25	317	12.7	64	2						
INTERCEPTIONS		NO	YDS	AVG	LG	TD	INTERCEPTIONS	NO	YDS	AVG	LG	TD							
B.Mebane	1	5	5.0	5	0	S.Smith	1	27	27.0	27	0								
Total	1	5	5.0	5	0	K.Joseph	1	21	21.0	21	0								
Total	1	5	5.0	5	0	Total	2	48	24.0	27	0								
PUNTING		NO	YDS	AVG	NET	TB	INCL	LG	PUNTING	NO	YDS	AVG	NET	TB	INCL	LG			
D.Kaser	1	16	16.0	16.0	0	0	16	M.King	3	139	46.3	41.3	0	0	51				
Total	1	16	16.0	16.0	0	0	16	Total	3	139	46.3	41.3	0	0	51				
PUNT RETURNS		NO	YDS	AVG	FC	LG	TD	PUNT RETURNS	NO	YDS	AVG	FC	LG	TD					
D.McCluster	2	15	7.5	0	9	0	(OUT OF BOUNDS)	1	0	0.0	0	0	0						
(OUT OF BOUNDS)	1	0	0.0	0	0	0	Total	0	0	0.0	0	0	0						
Total	2	15	7.5	0	9	0	Total	0	0	0.0	0	0	0						
KICKOFF RETURNS		NO	YDS	AVG	FC	LG	TD	KICKOFF RETURNS	NO	YDS	AVG	FC	LG	TD					
D.McCluster	4	75	18.8	0	20	0	(TOUCHBACK)	4	0	0.0	0	0	0						
(TOUCHBACK)	3	0	0.0	0	0	0	Total	0	0	0.0	0	0	0						
Total	4	75	18.8	0	20	0	Total	0	0	0.0	0	0	0						
San Diego Chargers										Oakland Raiders									
FUMBLES		FUM	LOST	OWN-REC	YDS	TD	FORCED	OPP-REC	YDS	TD	OUT-RODS								
T.Bjorksten	1	0	0	0	0	0	0	0	0	0	1								
A.Gates	1	1	0	0	0	0	0	0	0	0	0								
M.Gordon	1	1	0	0	0	0	0	0	0	0	0								
P.Rivers	1	0	0	0	0	0	0	0	0	0	0								
D.Kaser	1	0	0	0	0	0	0	0	0	0	0								
C.Kalambokidis	0	0	1	0	0	0	0	0	0	0	0								
S.McGrath	0	0	1	0	0	0	0	0	0	0	0								
Total	5	2	1	0	0	0	0	0	0	0	0								
FUMBLES		FUM	LOST	OWN-REC	YDS	TD	FORCED	OPP-REC	YDS	TD	OUT-RODS								
S.Balceris	0	0	0	0	0	0	2	1	0	0	0								
P.Riley	0	0	0	0	0	0	1	0	0	0	0								
K.Joseph	0	0	0	0	0	0	1	0	0	0	0								
R.Nelson	0	0	0	0	0	0	1	0	0	0	0								
Total	0	0	0	0	0	0	3	2	0	0	0								

WEEK 6 RECAP — CHARGERS 21, DENVER 13

The Chargers snapped a three-game losing streak with a hard-fought 21-13 win over the Denver Broncos at Qualcomm Stadium before a national television audience on CBS and the NFL Network's Thursday Night Football. The win helped the Chargers snap a 10-game AFC West losing streak.

The Chargers scored on their first two possessions of the game to stake out to an early 10-0 lead. The scores came courtesy of a five-yard touchdown catch by **Hunter Henry** and the first of a career-high four field goals from **Josh Lambo**. San Diego's defense was outstanding, holding Denver to just three first half points and those came only after the Broncos recovered a muffed punt return at the Bolts' 11-yard line.

San Diego's defense pitched a shutout in the third quarter as San Diego added three more Lambo field goals to stretch their lead to 19-3.

Special teams would make another big play to down a **Drew Kaser** punt at the Broncos' three early in the fourth quarter and on the very next play, **Carauin Reid** drew a holding penalty against the Broncos in the end zone and the resulting safety gave the Bolts a 21-3 cushion.

Denver scored a touchdown to get within 21-10 midway through the fourth quarter, but on their very next possession, **Jatavius Brown** forced a fumble against **Demaryius Thomas** that the Chargers recovered to hold the Broncos at bay. Denver would add a late field goal to get within 21-13 and the Broncos recovered an onside kick to have one last shot at tying the game in the waning seconds, but San Diego's defense came up with a big stop as time expired and the Bolts held on for the 21-13 win.

VISITOR:	Denver Broncos	0	3	0	10	0	13
HOME:	San Diego Chargers	7	3	9	2	0	21

Scoring Plays

Team	Qtr	Time	Play Description (Extra Point) (Drive Info)	Visitor	Home
Chargers	1	8:00	H.Henry 5 yd. pass from P.Rivers (J.Lambo kick) (12-75, 7:00)	0	7
Chargers	2	10:35	J.Lambo 37 yd. Field Goal (18-75, 10:03)	0	10
Broncos	2	5:40	B.McManus 29 yd. Field Goal (4-0, 2:08)	3	10
Chargers	3	10:41	J.Lambo 21 yd. Field Goal (5-51, 2:10)	3	13
Chargers	3	7:15	J.Lambo 31 yd. Field Goal (4-7, 2:00)	3	16
Chargers	3	3:31	J.Lambo 32 yd. Field Goal (8-50, 2:51)	3	19
Chargers	4	11:59	Penalty on R.OKung enforced in end zone for a Safety	3	21
Broncos	4	8:08	B.Fowler 5 yd. pass from T.Siemian (B.McManus kick) (11-51, 3:51)	10	21
Broncos	4	0:27	B.McManus 46 yd. Field Goal (11-56, 2:36)	13	21

Paid Attendance: 58,904

Time: 3:18

Denver Broncos vs San Diego Chargers 10/13/2016 at Qualcomm Stadium

Final Team Statistics

	Visitor Broncos	Home Chargers
TOTAL FIRST DOWNS	16	16
By Rushing	6	5
By Passing	10	9
By Penalty	0	2
THIRD DOWN EFFICIENCY	64.5-10%	34.3-23%
FOURTH DOWN EFFICIENCY	0-1-0%	15-1-100%
TOTAL NET YARDS	304	205
Total Offensive Plays (inc. times thrown passing)	60	60
Average gain per offensive play	4.5	4.4
NET YARDS RUSHING	84	99
Total Rushing Plays	16	29
Average gain per rushing play	5.3	3.4
Tackles for a loss-number and yards	24	5.7
NET YARDS PASSING	220	106
Times thrown -yards lost attempting to pass	240	242
Comps-yards passing	230	178
PASS ATTEMPTS-COMPLETIONS-HAD INTERCEPTED	50-30-4	29-19-0
Avg gain per pass play (inc. 8 throws passing)	4.2	5.4
KICKOFFS Number-In End Zone-Touchbacks	5-2-2	6-4-4
PUNTS Number and Average	5-42.0	5-47.4
Net Blocked	0	0
Fby -PATs Had Blocked	0-0	0-0
Net Punting Average	38.6	44.0
TOTAL RETURN YARDAGE (Net including Kickoffs)	17	28
No. and Yards Punt Returns	3-17	4-28
No. and Yards Kickoff Returns	2-46	2-12
No. and Yards Interception Returns	0-0	0-0
PENALTIES Number and Yards	12-103	3-20
FUMBLES Number and Lost	2-2	2-2
TOUCHDOWNS	1	1
Rushing	0	0
Passing	1	1
EXTRA POINTS Made-Attempts	1-1	1-1
Kicking Made-Attempts	1-1	1-1
FIELD GOALS Made-Attempts	2-3	4-4
RED ZONE EFFICIENCY	12-50%	15-30%
GOAL TO GO EFFICIENCY	14-100%	1-50%
SAFETIES	0	1
FINAL SCORE	13	21
TIME OF POSSESSION	28:32	33:28

Denver Broncos vs San Diego Chargers 10/13/2016 at Qualcomm Stadium

Final Individual Statistics

Denver Broncos										San Diego Chargers																
RUSHING	ATT	YDS	AVG	LG	TD	RUSHING	ATT	YDS	AVG	LG	TD	RUSHING	ATT	YDS	AVG	LG	TD									
D.Booker	5	46	9.2	17	0	M.Gordon	27	94	3.5	48	0	C.Anderson	10	37	3.7	11	0	K.Farrow	2	5	2.5	6	0			
T.Siemian	1	1	1.0	1	0	T.Siemian	29	99	3.4	48	0	Total	50	30	230	210	1	20	0	27	19	212	1	27	0	90
Total	6	47	7.8	17	0	Total	50	30	230	210	1	20	0	27	19	212	1	27	0	90						
PASSING	ATT	COMP	YDS	SK/VD	TD	LG	INT	RT	PASSING	ATT	COMP	YDS	SK/VD	TD	LG	INT	RT									
T.Siemian	50	30	230	210	1	20	0	27	F.Murray	29	18	178	212	1	27	0	90									
Total	50	30	230	210	1	20	0	27	Total	29	18	178	212	1	27	0	90									
PASS RECEIVING	TAR	REC	YDS	AVG	LG	TD	PASS RECEIVING	TAR	REC	YDS	AVG	LG	TD													
J.Hillwood	7	5	39	7.8	11	0	H.Kilmer	8	6	80	13.3	27	1													
D.Thomas	10	5	35	7.0	11	0	Ty.Williams	3	3	28	9.3	18	0													
E.Sanders	6	4	40	10.0	20	0	T.Benjamin	5	3	17	5.7	8	0													
C.Anderson	5	4	34	8.5	11	0	A.Gales	6	2	16	8.0	10	0													
J.Phillips	3	3	21	10.3	16	0	D.McClister	2	2	15	7.5	10	0													
B.Fowler	7	3	22	7.3	10	0	D.Simms	1	1	11	11.0	11	0													
V.Green	4	3	21	7.0	9	0	D.Walt	1	1	8	8.0	8	0													
D.Booker	2	2	2	1.0	5	0	M.Gordon	2	0	0	0	0	0													
J.Taylor	3	1	1	1.0	1	0	G.Whalen	1	0	0	0	0	0													
Total	47	30	230	7.7	20	1	Total	29	18	178	9.9	27	1													
INTERCEPTIONS	NO	YDS	AVG	LG	TD	INTERCEPTIONS	NO	YDS	AVG	LG	TD															
Total	0	0	0	0	0	Total	0	0	0	0	0															
PUNTING	NO	YDS	AVG	NET	TD	IN20	LG	PUNTING	NO	YDS	AVG	NET	TD	IN20	LG											
R.Dixon	5	221	44.2	38.6	0	2	48	D.Kaser	5	237	47.4	44.0	0	4	60											
Total	5	221	44.2	38.6	0	2	48	Total	5	237	47.4	44.0	0	4	60											
PUNT RETURNS	NO	YDS	AVG	FC	LG	TD	PUNT RETURNS	NO	YDS	AVG	FC	LG	TD													
J.Norwood	2	16	8.0	1	10	0	D.McClister	3	28	9.3	0	16	0													
A.Tate	1	1	1.0	0	1	0	T.Benjamin	1	0	0.0	0	0														
[DOWNED]	1	0	0.0	0	0	[DOWNED]	1	0	0.0	0	0	0														
Total	3	17	5.7	1	10	0	Total	4	28	7.0	0	16	0													
KICKOFF RETURNS	NO	YDS	AVG	FC	LG	TD	KICKOFF RETURNS	NO	YDS	AVG	FC	LG	TD													
J.Norwood	2	46	23.0	0	27	0	G.Whalen	1	12	12.0	0	12	0													
[TOUCHBACK]	4	0	0.0	0	0	0	K.Wiggins	1	0	0.0	0	0	0													
[TOUCHBACK]	2	0	0.0	0	0	0	[TOUCHBACK]	2	0	0.0	0	0	0													
Total	2	46	23.0	0	27	0	Total	2	12	6.0	0	12	0													
Denver Broncos	FUMBLES																									
J.Taylor	1	1	0	0	0	0	0	0	0	0	0	0	0	0	0	0										
D.Thomas	1	1	0	0	0	0	0	0	0	0	0	0	0	0	0	0										
S.Kao	0	0	0	0	0	0	0	0	0	0	0	0	0	0	0	0										
W.Parks	0	0	0	0	0	0	0	0	0	0	0	0	0	0	0	0										
Total	2	2	0	0	0	0	0	2	0	0	0	0	0	0	0	0										
San Diego Chargers	FUMBLES																									
T.Benjamin	1	1	0	0	0	0	0	0	0	0	0	0	0	0	0	0										
K.Wiggins	1	1	0	0	0	0	0	0	0	0	0	0	0	0	0	0										
K.Toomer	0	0	0	0	0	0	0	0	0	0	0	0	0	0	0	0										
J.Brown	0	0	0	0	0	0	0	0	0	0	0	0	0	0	0	0										
C.Meyer	0	0	0	0	0	0	0	0	0	0	0	0	0	0	0	0										
Total	2	2	0	0	0	0	0	2	2	0	0	0	0	0	0	0										

WEEK 8 RECAP — DENVER 27, CHARGERS 19

The Chargers saw their two-game winning streak come to an end as they fell to the Denver Broncos, 27-19, at Sports Authority Field in Denver.

The Chargers scored on their first possession of the game and led 7-3 after one quarter. The score remained as such until Denver's **Bradley Roby** returned a Philip Rivers interception off a tipped pass 51 yards for a score and the Broncos took a 10-7 lead. The Broncos were on their way to extending that lead two series later, but **Melvin Ingram** recorded his team-leading fifth sack of the season along with a forced fumble that the Chargers recovered and the teams went to the locker room with Denver up 10-7.

The Chargers had the ball to open the third quarter but the Broncos intercepted another tipped pass and two plays after the turnover, **Devontae Booker** scored on a three-yard run and the Broncos went up 17-7. A third interception on San Diego's next offensive series set the Broncos up at the Bolts' nine, but **Korey Toomer** made a great play to force a fumble at the one, which San Diego

recovered to keep the score 17-7. The Chargers took advantage of the take-away and put together their own 98-yard touchdown drive, but the point after try was blocked and instead of climbing within a field goal, the Chargers trailed 17-13. Denver then answered the Chargers' touchdown with one of their own to extend their lead to 11 points at 24-13.

Midway through the fourth quarter, **Casey Hayward** gave the Chargers new life with a 24-yard interception return for a touchdown to get within 24-19. The Chargers went for two and appeared to get it on a catch by **Melvin Gordon**, but **Antonio Gates** was flagged for offensive pass interference and the subsequent try after the penalty was no good and the score remained 24-19. After a Denver field goal made the score 27-19, the Chargers drove all the way to Denver's two, but the Bolts were unable to capitalize in four plays and Denver took over on downs. After a punt, the Chargers had one last chance to drive for a tying score but the Broncos held the Bolts in check and held on for the win.

VISITOR:	San Diego Chargers	7	0	6	6	0	19
HOME:	Denver Broncos	3	7	7	10	0	27

Scoring Plays

Team	Qtr	Time	Play Description (Extra Point) (Drive Info)	Visitor	Home
Broncos	1	11:05	B.McManus 28 yd. Field Goal (9-65, 3:55)		0 3
Chargers	1	7:24	A.Gates 7 yd. pass from P.Rivers (J.Lambo kick) (7-85, 3:41)		7 3
Broncos	2	9:10	R.Roby 51 yd. interception return (B.McManus kick)		7 10
Broncos	3	12:45	D.Booker 3 yd. run (B.McManus kick) (2-10, 0:45)		7 17
Chargers	3	4:02	T.Benjamin 14 yd. pass from P.Rivers (kick blocked) (13-98, 7:42)		13 17
Broncos	4	12:32	J.Thompson 1 yd. run (B.McManus kick) (13-75, 6:30)		13 24
Chargers	4	8:02	C.Hayward 24 yd. interception return (pass failed)		19 24
Broncos	4	5:19	B.McManus 22 yd. Field Goal (6-71, 2:43)		19 27
Paid Attendance: 76,756					Time: 3:29

San Diego Chargers vs Denver Broncos
10/20/2016 at Sports Authority Field at Mile High

Final Team Statistics

	Visitor Chargers	Home Broncos
TOTAL FIRST DOWNS	21	15
By Rushing	5	5
By Passing	14	10
By Penalty	2	0
THIRD DOWN EFFICIENCY	7.3/41%	5.1/32%
FOURTH DOWN EFFICIENCY	0/0%	0/0%
TOTAL NET YARDS	369	334
Total Offensive Plays (inc. times thrown pass)	77	64
Average gain per offensive play	4.8	5.1
NET YARDS RUSHING	123	57
Total Rushing Plays	26	25
Average gain per rushing play	4.7	2.3
Tackles for a loss-number and yards	1-1	5-9
NET YARDS PASSING	246	267
Times thrown - yards lost attempting to pass	4-21	1-9
Crus yards passing	267	276
PASS ATTEMPTS-COMPLETIONS-HAD INTERCEPTED	47/20-3	38/20-3
Avg gain per pass play (inc. # thrown pass)	4.8	6.8
KICKOFFS Number-4 End Zone-Touchbacks	4-4-4	6-5-4
PUNTS Number and Average	5-67.0	5-66.6
Had Blocked	0	0
FCS - PATS Had Blocked	0-1	0-0
NET PUNTING AVERAGE	46.0	47.8
TOTAL RETURN YARDAGE (Not Including Kickoffs)	38	114
No. and Yards Punt Returns	3-14	2-15
No. and Yards Kickoff Returns	2-42	0-0
No. and Yards Interception Returns	1-24	3-99
PENALTIES Number and Yards	6-45	6-45
FUMBLE Number and Lost	0-0	4-2
TOUCHDOWNS	3	3
Rushing	0	2
Passing	3	0
Interceptions	1	1
EXTRA POINTS Made-Attempts	1-3	3-3
Kicking Made-Attempts	1-3	3-3
Passing Made-Attempts	0-1	0-0
FIELD GOALS Made-Attempts	0-1	2-2
RED ZONE EFFICIENCY	25-67%	24-33%
GOAL TO GO EFFICIENCY	15-50%	24-50%
SAFETIES	0	0
FINAL SCORE	19	27
TIME OF POSSESSION	33:08	28:52

San Diego Chargers vs Denver Broncos
10/20/2016 at Sports Authority Field at Mile High

Final Individual Statistics

San Diego Chargers													Denver Broncos												
RUSHING	ATT	YDS	AVG	LG	TD	RUSHING	ATT	YDS	AVG	LG	TD	RUSHING	ATT	YDS	AVG	LG	TD								
D.Gordon	23	111	4.8	20	0	D.Booker	19	54	2.8	18	1	D.Seman	2	1	0.5	0	0								
K.Farrow	3	12	4.0	6	0	K.Ribbs	2	4	2.0	5	0	J.Thompson	1	1	1.0	1	1								
						T.Seman	3	2	-0.7	0	0														
Total	26	123	4.7	20	0	Total	25	57	2.3	18	2	Total	5	19	3.8	18	1								
PASSING	ATT	YDS	SK/YD	TD	LG	INT	PASSING	ATT	YDS	SK/YD	TD	LG	INT	RT											
P.Rivers	47	20	261	4/21	2	53	3	48.8	T.Seman	38	20	276	1/9	0	40	1	66.2								
Total	47	20	261	4/21	2	53	3	48.8	Total	38	20	276	1/9	0	40	1	66.2								
PASS RECEIVING	TAR	REC	YDS	AVG	LG	TD	PASS RECEIVING	TAR	REC	YDS	AVG	LG	TD												
D.Thomas	7	4	72	18.0	37	0	D.Thomas	10	5	79	15.8	40	0												
M.Gordon	7	4	44	11.0	39	0	D.Brooks	6	5	20	4.0	12	0												
A.Gates	9	4	33	8.3	12	1	E.Sanders	10	4	68	17.0	37	0												
T.Benjamin	9	4	14	3.5	18	1	V.Green	6	4	55	13.8	31	0												
H.Henry	4	2	14	7.0	7	0	J.Fisher	1	1	25	25.0	26	0												
D.Want	1	1	53	53.0	53	0	J.Morwood	3	1	9	9.0	9	0												
Ty.Williams	6	1	4	4.0	4	0	B.Fawcett	1	0	0	0.0	0	0												
D.McCluster	1	1	3	3.0	3	0																			
G.Whelan	1	0	0	0.0	0	0																			
Total	45	20	267	13.4	53	2	Total	37	20	276	13.8	40	0												
INTERCEPTIONS	NO	YDS	AVG	LG	TD	INTERCEPTIONS	NO	YDS	AVG	LG	TD														
C.Hayward	1	24	24.0	24	1	B.Riley	1	51	51.0	51	1														
						D.Thomas	1	25	25.0	25	0														
						T.Ward	1	23	23.0	23	0														
Total	1	24	24.0	24	1	Total	3	99	33.0	51	1														
PUNTING	NO	YDS	AVG	NET	TB	IN20	PUNTING	NO	YDS	AVG	NET	TB	IN20	LG											
D.Karr	5	285	57.0	46.0	2	2	43	R.Dixon	5	253	50.6	47.8	0	0	48										
Total	5	285	57.0	46.0	2	2	43	Total	5	253	50.6	47.8	0	48											
PUNT RETURNS	NO	YDS	AVG	FC	LG	TD	PUNT RETURNS	NO	YDS	AVG	FC	LG	TD												
D.McCluster	3	14	4.7	2	6	0	J.Morwood	2	15	7.5	0	10	0												
							[DOWNS]	1	0	0.0	0	0	0												
							[TOUCHBACK]	2	0	0.0	0	0	0												
Total	3	14	4.7	2	6	0	Total	2	15	7.5	0	10	0												
KICKOFF RETURNS	NO	YDS	AVG	FC	LG	TD	KICKOFF RETURNS	NO	YDS	AVG	FC	LG	TD												
G.Whelan	1	25	25.0	0	25	0	[TOUCHBACK]	4	0	0.0	0	0	0												
D.McCluster	1	17	17.0	0	17	0																			
[TOUCHBACK]	4	0	0.0	0	0	0																			
Total	2	42	21.0	0	25	0	Total	0	0	0.0	0	0	0												
San Diego Chargers													Denver Broncos												
FUMBLE	FUM	LOST	OWN-REC	YDS	TD	FORCED	OPP-REC	YDS	TD	OUT-80S															
M.Ingram	0	0	0	0	0	0	1	0	0	0															
S.McGrath	0	0	0	0	0	1	0	0	0	0															
K.Renner	0	0	0	0	0	0	1	0	0	0															
J.Brown	0	0	0	0	0	0	1	0	0	0															
T.Palaga	0	0	0	0	0	0	1	0	0	0															
Total	0	0	0	0	0	0	3	0	0	0															
Denver Broncos													Denver Broncos												
FUMBLE	FUM	LOST	OWN-REC	YDS	TD	FORCED	OPP-REC	YDS	TD	OUT-80S															
T.Seman	2	1	0	-1	0	0	0	0	0	0															
D.Booker	1	1	0	0	0	0	0	0	0	0															
J.Morwood	1	0	0	0	0	0	0	0	0	0															
K.Ribbs	0	0	0	0	0	0	0	0	0	0															
J.Hughes	0	0	0	0	0	0	0	0	0	0															
Total	4	2	0	-1	0	0	0	0	0	0															

WEEK 9 RECAP — CHARGERS 43, TENNESSEE 35

The Chargers rode a career performance from **Melvin Gordon** and two defensive touchdowns to the tune of a 43-35 win over the Tennessee Titans on Alumni Weekend at Qualcomm Stadium.

Gordon rushed for 196 of the Chargers' 208 yards as he racked up 261 yards of total offense and scored a touchdown as the Bolts led early, fell behind and then outscored Tennessee 24-21 in the second half to win the game. San Diego's defense meanwhile held the NFL's third-leading rushing attack to just 80 yards, while **Dwight Lowery** and **Brandon Flowers** each scored touchdowns.

The Chargers scored the game's first 16 points on a field goal and a pair of touchdown passes from **Philip Rivers** to **Antonio Gates** and **Tyrell Williams**. Tennessee though got rolling in the second quarter with a couple touchdowns of their own that cut San Diego's lead to 19-14 at the half.

The Titans took the opening kickoff of the third quarter and put together a nine-play, 75-yard drive for their first and only lead of the game. It was a lead

the Chargers quickly erased on their ensuing possession when Gordon scored from a yard out to put the Bolts up 26-21. Then on Tennessee's next possession, **Korey Toomer** forced a fumble that Lowery returned 36 yards for a score that put the Chargers up, 33-21. After an exchange of punts, the Titans closed the gap to five early in the fourth quarter when **Delanie Walker** caught an eight-yard touchdown pass from **Marcus Mariota** that made the score 33-38.

Aided by a 35-year Gordon catch-and-run on their ensuing possession, the Chargers stretched the lead back out to eight (36-28) on **Josh Lambo's** third field goal of the game. Then three plays later on a 3rd-and-6 with just over five minutes left in the game, Flowers undercut an out route and took the interception 33 yards for a touchdown that gave the Bolts a 43-28 lead. Tennessee scored a late touchdown to get back within eight, but Gordon converted two huge third downs with runs of 47 and two yards late in the final quarter, and the Chargers took two kneeldowns to win the game, 43-35.

VISITOR:	Tennessee Titans	0	14	7	14	0	35
HOME:	San Diego Chargers	9	10	14	10	0	43

Scoring Plays

Team	Qtr	Time	Play Description (Extra Point) (Drive Info)	Visitor	Home
Chargers	1	10:02	A.Gates 13 yd. pass from P.Rivers (kick failed, wr) (9-75, 4:58)	0	6
Chargers	1	4:11	J.Lambo 32 yd. Field Goal (10-35, 4:44)	0	9
Chargers	2	14:18	Ty.Williams 6 yd. pass from P.Rivers (J.Lambo kick) (5-87, 2:51)	0	16
Titans	2	11:14	R.Matthews 16 yd. pass from M.Mariota (R.Succop kick) (8-75, 3:04)	7	16
Chargers	2	1:32	J.Lambo 23 yd. Field Goal (6-10, 0:52)	7	19
Titans	2	0:14	R.Matthews 7 yd. pass from M.Mariota (R.Succop kick) (7-75, 1:18)	14	19
Titans	3	12:19	M.Mariota 14 yd. run (R.Succop kick) (9-75, 2:41)	21	19
Chargers	3	5:28	M.Gordon 1 yd. run (J.Lambo kick) (14-75, 6:51)	21	26
Chargers	3	2:31	D.Lowery 36 yd. fumble return (J.Lambo kick)	21	33
Titans	4	9:51	D.Walker 8 yd. pass from M.Mariota (R.Succop kick) (7-80, 2:59)	28	33
Chargers	4	6:05	J.Lambo 36 yd. Field Goal (7-57, 3:46)	28	36
Chargers	4	4:51	B.Flowers 33 yd. interception return (J.Lambo kick)	28	43
Titans	4	2:45	D.Murray 1 yd. run (R.Succop kick) (10-75, 2:06)	35	43

Paid Attendance: 52,281

Time: 3:20

Tennessee Titans vs San Diego Chargers
11/6/2016 at Qualcomm Stadium

Final Team Statistics

	Visitor Titans	Home Chargers
TOTAL FIRST DOWNS	24	31
By Rushing	6	10
By Passing	15	16
By Penalty	3	5
THIRD DOWN EFFICIENCY	511-45%	511-45%
FOURTH DOWN EFFICIENCY	0-0-0%	0-0-0%
TOTAL NET YARDS	383	476
Total Offensive Plays (inc. times thrown pass)	62	73
Average gain per offensive play	6.3	6.5
NET YARDS RUSHING	80	208
Total Rushing Plays	19	39
Average gain per rushing play	4.2	5.3
Tackles for a loss-number and yards	4/6	3/6
NET YARDS PASSING	313	268
Times thrown - yards lost-attempting to pass	4/0	1/7
Grass yards passing	313	275
PASS ATTEMPTS-COMPLETIONS-HAD INTERCEPTED	43-27-4	33-24-0
Avg gain per pass play (inc. if thrown passing)	7.3	7.9
KICKOFFS Number-B Yardage	6-66	9-87
PUNTS Number and Average	4-65.5	3-67.7
Had Blocked	0	0
FGs- PATs Had Blocked	0/0	0/0
Net Punting Average	44.8	40.0
TOTAL RETURN YARDAGE (Not including Kickoffs)	0	61
No. and Yards Punt Returns	1/0	2/3
No. and Yards Kickoff Returns	2/0	0/0
No. and Yards Interception Returns	0	2/69
PENALTIES Number and Yards	8/27	14/107
FUMBLES Number and Lost	1/1	0/0
TOUCHDOWNS	5	5
Rushing	2	1
Passing	3	2
Interceptions	0	1
Fumbles	0	1
EXTRA POINTS Made-Attempts	5/6	4/5
Kicking Made-Attempts	5/6	4/5
FIELD GOALS Made-Attempts	0/0	3/3
RED ZONE EFFICIENCY	55-10%	37-43%
GOAL TO GO EFFICIENCY	3/3-100%	2/4-50%
SAFETIES	0	0
FINAL SCORE	35	43
TIME OF POSSESSION	23:31	30:29

Tennessee Titans vs San Diego Chargers

11/6/2016 at Qualcomm Stadium

Final Individual Statistics

Tennessee Titans													San Diego Chargers												
RUSHING						PASSING						PASS RECEIVING						INTERCEPTIONS							
	ATT	YDS	AVG	LG	TD		ATT	COMP	YDS	SK/YD	LG	IN	RT		ATT	COMP	YDS	SK/YD	LG	IN	RT				
RUSHING	D.Murray	14	51	3.6	13	1	M.Gordon								32	196	6.1	47	1						
	A.Andrews	2	15	7.5	9	0	K.Farrow								4	15	3.8	5	0						
	M.Mariota	3	34	11.3	14	1	P.Rivers								3	3	1.0	0	0						
	Total	19	80	4.2	14	2	Total							39	208	5.3	47	1							
PASSING	M.Mariota	43	27	311	0/0	3	48	2	288.8		P.Rivers	33	24	275	1/7	2	35	0	117.6						
	Total	43	27	311	0/0	3	48	2	288.8		Total	33	24	275	1/7	2	35	0	117.6						
PASS RECEIVING	D.Murray	7	7	29	4.1	10	0	Ty.Williams			7	6	65	10.8	19	1									
	R.Matthews	10	6	63	10.5	16	2	D.Irvin			9	6	56	9.3	17	0									
	D.Walker	9	5	42	8.4	20	1	A.Gates			9	5	75	15.0	11	0									
	T.Deege	8	4	59	15.5	29	0	M.Gordon			4	4	65	16.3	35	0									
	K.Wright	5	2	44	22.0	48	0	T.Bergamin			1	1	5	5.0	5	0									
	H.Douglas	2	2	49	24.0	27	0	J.Budler			2	1	5	5.0	5	0									
	A.Farow	1	1	9	9.0	9	0	K.Farrow			2	1	4	4.0	4	0									
	Total	42	27	313	11.6	48	3	Total			33	24	275	11.5	35	2									
INTERCEPTIONS																									
	B.Flowers	1	33	33.0	33	1																			
	C.Hayward	1	25	25.0	25	0																			
	Total	2	58	29.0	33	1																			
PUNTING																									
	B.Kern	4	182	45.5	44.8	0	1	55	D.Kaser						3	140	46.7	40.0	1	1	58				
	Total	4	182	45.5	44.8	0	1	55	Total						3	140	46.7	40.0	1	1	58				
PUNT RETURNS																									
	M.Mariota	1	0	0.0	0	0	0	0	L.Barse						2	3	1.5	2	3	0	0				
	[TOUCHBACK]	1	0	0.0	0	0	0	0																	
	Total	1	0	0.0	0	0	0	0	Total						2	3	1.5	2	3	0	0				
KICKOFF RETURNS																									
	M.Mariota	2	52	26.0	0	37	0	[TOUCHBACK]							6	0	0.0	0	0	0	0				
	[TOUCHBACK]	7	0	0.0	0	0	0	0																	
	Total	2	52	26.0	0	37	0	Total							6	0	0.0	0	0	0	0				

Tennessee Titans

FUMBLES	FUM LOST	OWN-REC	YDS	TD	FORCED	OPP-REC	YDS	TD	OUT-80S
M.Mariota	1	1	0	0	0	0	0	0	0
Total	1	1	0	0	0	0	0	0	0

San Diego Chargers

FUMBLES	FUM LOST	OWN-REC	YDS	TD	FORCED	OPP-REC	YDS	TD	OUT-80S
K.Toomer	0	0	0	0	0	1	0	0	0
D.Lowery	0	0	0	0	0	1	36	1	0
Total	0	0	0	0	0	1	36	1	0

WEEK 10 RECAP — MIAMI 31, CHARGERS 24

The Chargers lost a heartbreaker, falling to the Miami Dolphins, 31-24, in a game that turned on a 60-yard interception return for a touchdown with 1:01 left in the fourth quarter. It was one of an NFL record-tying four fourth-quarter interceptions by the Dolphins' defense.

The game was a see-saw battle that saw six different lead changes. The Chargers scored first before the team's traded touchdowns in the second quarter, including the 109th of Antonio Gates' career, and San Diego led 10-7 at half.

The Dolphins took a 14-10 lead to open the third quarter, but the Chargers came right back and **Philip Rivers**' 300th career touchdown pass, a seven-yarder to **Hunter Henry** on 3rd-and-goal, gave the lead back to San Diego, 17-14.

Miami re-took the lead, 21-17 on their next possession on an 18-yard touchdown catch by **Damien Williams**. During the drive, the Chargers nearly sacked **Ryan Tannehill** on a 3rd-and-11, but he escaped and scrambled 18 yards for a first down to keep the drive alive. The Chargers were forced to punt on their next drive, but the punt was muffed by Miami's **Jakeem Grant** and recovered at the five by **Darrell Stuckey**. The Chargers were unable to take advantage of the

takeaway however as Rivers was intercepted by **Tony Lippett** on a 2nd-and-goal play from the two and Miami maintained the 21-17 lead.

Still down four, the Chargers got the ball again after a three-and-out by the defense, but again Rivers was picked off, this time by **Byron Maxwell**. The Chargers did capitalize on another three-and-out by their defense, this time re-claiming the lead when Rivers hit a wide open **Tyrell Williams** for a 51-yard catch-and-run to put the Bolts up 24-21 with 4:04 left in the game.

Unfortunately, Miami answered right back once again with a field goal drive that was aided by a 56-yard completion and a roughing the passer penalty. Rookie **Trevor Williams** made a key play to break up a pass in the end zone on third down, but the Dolphins still kicked a field goal to tie the game, 24-24.

The Chargers got the ball back with 2:47 remaining and they advanced to Miami's 42, but on a 1st-and-10, **Kiko Alonso** intercepted a pass intended for Williams and returned it 60 yards for the go-ahead touchdown. San Diego had one last gasp with 1:01 remaining and no timeouts, but Lippett intercepted Rivers for the second time in the quarter and Miami ran out the clock for the 31-24 win.

VISITOR:	Miami Dolphins	0	7	14	10	0	31
HOME:	San Diego Chargers	0	10	7	7	0	24

Scoring Plays

Team	Qtr	Time	Play Description (Extra Point) (Drive Info)	Visitor	Home
Chargers	2	14:51	J.Lambo 45 yd. Field Goal (7-46, 3:03)	0	3
Chargers	2	7:37	A.Gates 11 yd. pass from P.Rivers (J.Lambo kick) (9-80, 4:53)	0	10
Dolphins	2	2:50	K.Stills 39 yd. pass from R.Tannehill (A.Franks kick) (9-74, 4:47)	7	10
Dolphins	3	12:29	D.Williams 2 yd. run (A.Franks kick) (5-75, 2:31)	14	10
Chargers	3	5:36	H.Henry 7 yd. pass from P.Rivers (J.Lambo kick) (12-75, 6:53)	14	17
Dolphins	3	1:43	D.Williams 18 yd. pass from R.Tannehill (A.Franks kick) (8-75, 3:53)	21	17
Chargers	4	4:04	Ty.Williams 51 yd. pass from P.Rivers (J.Lambo kick) (4-58, 1:02)	21	24
Dolphins	4	2:57	A.Franks 27 yd. Field Goal (5-66, 1:07)	24	24
Dolphins	4	1:01	K.Alonso 60 yd. interception return (A.Franks kick)	31	24
Paid Attendance: 55,107					
Time: 3:20					

Miami Dolphins vs San Diego Chargers 11/13/2016 at Qualcomm Stadium

Final Team Statistics

	Visitor Dolphins	Home Chargers
TOTAL FIRST DOWNS	17	29
By Rushing	5	3
By Passing	11	19
By Penalty	1	7
THIRD DOWN EFFICIENCY	4/10-40%	6/11-55%
FOURTH DOWN EFFICIENCY	0/0-0%	0/0-0%
TOTAL NET YARDS	337	379
Total Offensive Plays (inc. times thrown passing)	50	71
Average gain per offensive play	6.7	5.3
NET YARDS RUSHING	106	70
Total Rushing Plays	25	24
Average gain per rushing play	4.2	2.9
Tackles for a loss-number and yards	6/20	4/42
NET YARDS PASSING	231	309
Times thrown - yards lost attempting to pass	19/9	3/17
Gross yards passing	240	326
PASS ATTEMPTS-COMPLETIONS-HAD INTERCEPTED	24/17-0	44/24-4
Avg gain per pass play (inc. if thrown passing)	9.2	6.6
KICKOFFS Number-to-End Zone-Touchbacks	6/6-5	5/6-3
PUNTS Number and Average	5/61.6	4/48.8
Had Blocked	0	0
FGs- PATs Had Blocked	0/0-0	0/0-0
Net Punting Average	42.6	49.0
TOTAL RETURN YARDAGE (Not including Kickoffs)	90	45
No. and Yards Punt Returns	3/3	3/45
No. and Yards Kickoff Returns	2/54	1/21
No. and Yards Interception Returns	4/87	0/0
PENALTIES Number and Yards	11/81	4/29
FUMBLES Number and Lost	3/1	0/0
TOUCHDOWNS	4	3
Rushing	1	0
Passing	2	3
Interceptions	1	0
EXTRA POINTS Made-Attempts	4/4-3/3	4/4-3/3
Kicking Holds-Attempts	4/4-3/3	4/4-3/3
FIELD GOALS Made-Attempts	1/1-1/1	1/1-1/1
RED ZONE EFFICIENCY	2/347%	2/347%
GOAL TO GO EFFICIENCY	1/2-50%	1/2-50%
SAFETIES	0	0
FINAL SCORE	31	24
TIME OF POSSESSION	27:01	32:59

Miami Dolphins vs San Diego Chargers 11/13/2016 at Qualcomm Stadium

Final Individual Statistics

Miami Dolphins										San Diego Chargers									
RUSHING	ATT	YDS	AVG	LG	TD	RUSHING	ATT	YDS	AVG	LG	TD	RUSHING	ATT	YDS	AVG	LG	TD		
J.Ajayi	19	79	4.2	40	0	M.Gordon	24	70	2.9	19	0	J.Gray	3	18	6.0	18	0		
R.Tannehill	3	16	5.3	18	0	K.Drake	1	9	9.0	9	0	D.Williams	2	2	1.0	2	1		
K.Drake	1	9	9.0	9	0	D.Williams	2	2	1.0	2	1	Total	25	106	4.2	40	1		
D.Williams	2	2	1.0	2	1	Total	24	70	2.9	19	0	Total	24	70	2.9	19	0		
Total	25	106	4.2	40	1	Total	24	70	2.9	19	0	Total	24	70	2.9	19	0		
PASSING	ATT	COMP	YDS	SK/TD	LG	INT	RAT	PASSING	ATT	COMP	YDS	SK/TD	LG	INT	RAT				
R.Tannehill	24	17	240	1/2	56	0	103.6	P.Rivers	44	23	326	3/17	51	4	61.4				
Total	24	17	240	1/2	56	0	103.6	Total	44	23	326	3/17	51	4	61.4				
PASS RECEIVING	TAR	REC	YDS	AVG	LG	TD	PASS RECEIVING	TAR	REC	YDS	AVG	LG	TD						
J.Larley	6	6	53	8.8	25	0	Ty.Williams	11	5	125	25.0	51	1						
D.Parker	8	5	103	20.6	56	0	M.Gordon	8	5	42	12.4	20	0						
K.Stills	1	2	47	23.5	39	1	D.Donnan	9	5	43	8.6	14	0						
M.Gray	2	2	18	9.0	9	0	A.Gates	9	4	43	10.8	19	1						
D.Williams	1	1	18	18.0	18	1	H.Henry	2	2	11	5.5	7	1						
J.Ajayi	1	1	1	1.0	1	0	S.McGrath	1	1	12	12.0	12	0						
D.Alonso	1	0	0	0.0	0	0	G.Whalen	1	1	19	19.0	19	0						
D.Slow	1	0	0	0.0	0	0	L.Barne	1	0	0	0.0	0	0						
Total	23	17	240	14.1	56	2	Total	42	23	326	14.2	51	3						
INTERCEPTIONS	NO	YDS	AVG	LG	TD	INTERCEPTIONS	NO	YDS	AVG	LG	TD								
T.Lippett	2	0	0.0	0	0														
K.Alonso	1	60	60.0	60	1														
B.Maxwell	1	27	27.0	27	0														
Total	4	87	21.8	60	1														
PUNTING	NO	YDS	AVG	NET	TB	INTD	PUNTING	NO	YDS	AVG	NET	TB	INTD	LG					
M.Darr	5	258	51.6	42.6	0	1	5/9	D.Laizer	4	199	49.8	49.0	0	3					
Total	5	258	51.6	42.6	0	1	5/9	Total	4	199	49.8	49.0	0	3					
PUNT RETURNS	NO	YDS	AVG	FC	LG	TD	PUNT RETURNS	NO	YDS	AVG	FC	LG	TD						
J.Gray	3	3	1.0	0	3	0	L.Barne	3	45	15.0	0	21	0						
[DOWNED]	1	0	0.0	0	0	0	[DOWNED]	2	0	0.0	0	0	0						
Total	3	3	1.0	0	3	0	Total	3	45	15.0	0	21	0						
KICKOFF RETURNS	NO	YDS	AVG	FC	LG	TD	KICKOFF RETURNS	NO	YDS	AVG	FC	LG	TD						
J.Gray	2	54	27.0	0	31	0	L.Barne	1	21	21.0	0	21	0						
[TOUCHBACK]	3	0	0.0	0	0	0	[TOUCHBACK]	5	0	0.0	0	0	0						
Total	2	54	27.0	0	31	0	Total	1	21	21.0	0	21	0						
Miami Dolphins FUMBLES	FUM	LOST	OWN-REC	YDS	TD	FORCED	OPP-REC	YDS	TD	OUT-8DS									
J.Gray	2	1	0	0	0	0	0	0	0	0									
R.Tannehill	1	0	0	0	0	0	0	0	0	0									
J.Bushrod	0	0	0	0	0	0	0	0	0	0									
Total	3	1	2	0	0	0	0	0	0	0									
San Diego Chargers FUMBLES	FUM	LOST	OWN-REC	YDS	TD	FORCED	OPP-REC	YDS	TD	OUT-8DS									
M.Ingram	0	0	0	0	0	0	0	0	0	0									
D.Stuckey	0	0	0	0	0	0	1	0	0	0									
Total	0	0	0	0	0	0	1	0	0	0									

WEEK 12 RECAP — CHARGERS 21, HOUSTON 13

The Chargers came away with a key post-Thanksgiving win, handing the Houston Texans a 21-13 defeat at NRG Stadium. **Philip Rivers** keyed the offense with three touchdown passes, while San Diego's defense recorded four takeaways, including three picks off Houston's **Brock Osweiler**.

The game got off to a slow start with a scoreless first quarter before the teams combined for 21 points in the second. Houston scored first on a one-yard leap by Osweiler, but the Bolts answered right back with **Dontrelle Inman** getting open on a double-move and catching a 52-yard bomb from Rivers to tie the game at 7-7. On Houston's next possession, **Casey Hayward** intercepted an Osweiler pass intended for **DeAndre Hopkins** and the Bolts countered with a 21-yard touchdown pass from Rivers to **Tyrell Williams** just after the two-minute warning to go up 14-7 at the half.

After a scoreless third quarter, Houston drove inside the Chargers' 10 early in the fourth, but the Chargers held the Texans out of the end zone and Houston settled for a field goal to make the score 14-10. The Chargers answered right back with a score of their own as **Hunter Henry** caught a 12-yard touchdown pass and the Bolts extended their lead to 21-10. San Diego's defense stepped up big with an interception by **Dwight Lowery** and a turnover on downs. Late in the fourth quarter, Houston kicked a field goal to get within eight, 21-13, and the Texans recovered an onside kick, but **Dexter McCoil** put the game away with an interception in the end zone on a "Hail Mary" as time expired and the Chargers celebrated the win.

VISITOR:	San Diego Chargers	0	14	0	7	0	21
HOME:	Houston Texans	0	7	0	6	0	13

Scoring Plays

Team	Qtr	Time	Play Description (Extra Point) (Drive Info)	Visitor	Home
Texans	2	11:11	B.Osweiler 1 yd. run (N.Novak kick) (10-72, 5:16)	0	7
Chargers	2	6:44	D.Inman 52 yd. pass from P.Rivers (J.Lambo kick) (6-74, 4:27)	7	7
Chargers	2	1:54	Ty.Williams 21 yd. pass from P.Rivers (J.Lambo kick) (5-63, 2:53)	14	7
Texans	4	14:09	N.Novak 19 yd. Field Goal (9-36, 5:28)	14	10
Chargers	4	9:52	H.Henry 12 yd. pass from P.Rivers (J.Lambo kick) (7-75, 4:17)	21	10
Texans	4	0:14	N.Novak 45 yd. Field Goal (9-60, 2:03)	21	13
Paid Attendance: 71,897				Time: 3:04	

San Diego Chargers vs Houston Texans
11/27/2016 at NRG Stadium

Final Team Statistics

	Visitor Chargers	Home Texans
TOTAL FIRST DOWNS	18	22
By Rushing	5	6
By Passing	9	14
By Penalty	4	2
THIRD DOWN EFFICIENCY	4-11-38%	4-11-38%
FOURTH DOWN EFFICIENCY	0-0-0%	1-3-50%
TOTAL NET YARDS	302	353
Total Offensive Plays (inc. times thrown pass)	49	65
Average gain per offensive play	6.2	5.4
NET YARDS RUSHING	67	114
Total Rushing Plays	18	27
Average gain per rushing play	3.7	4.2
Touches for a loss-number and yards	5-12	3-10
NET YARDS PASSING	235	239
Times thrown - yards lost attempting to pass	1-7	1-7
Gross yards passing	242	246
PASS ATTEMPTS-COMPLETIONS-HAD INTERCEPTED	30-21-4	37-22-3
Avg gain per pass play (inc. # thrown pass)	7.6	6.3
KICKOFFS Number to End Zone-Touchbacks	4-4-4	4-3-2
PUNTS Number and Average	44-8.7	44-7.3
Had Blocked	0	0
FGs- PATs Had Blocked	0-0	0-0
Net Punting Average	40.8	38.5
TOTAL RETURN YARDAGE (Not Including Kickoffs)	37	29
No. and Yards Punt Returns	1-11	3-27
No. and Yards Kickoff Returns	1-26	0-0
No. and Yards Interception Returns	3-26	1-2
PENALTIES Number and Yards	10-73	9-58
FUMBLE Number and Lost	0-0	2-1
TOUCHDOWNS	3	1
Rushing	0	1
Passing	3	0
EXTRA POINTS Made-Attempts	3-3	1-1
Kicking Made-Attempts	3-3	1-1
FIELD GOALS Made-Attempts	0-1	2-2
RED ZONE EFFICIENCY	1-1-100%	1-3-50%
GOAL TO GO EFFICIENCY	0-0-0%	1-3-50%
SAFETIES	0	0
FINAL SCORE	21	13
TIME OF POSSESSION	26:59	30:01

San Diego Chargers vs Houston Texans
11/27/2016 at NRG Stadium

Final Individual Statistics

San Diego Chargers												Houston Texans													
RUSHING			ATT	YDS	AVG	LG	TD	RUSHING			ATT	YDS	AVG	LG	TD										
M.Gordon			17	70	4.1	18	0	L.Miller			19	57	3.0	20	0										
K.Farrow			1	-3	-3.0	-3	0	B.Osweiler			3	23	7.7	21	1										
							A.Hunt			2	19	9.5	16	0											
							J.Gimms			2	14	7.0	9	0											
							B.Miller			1	1	1.0	1	0											
Total			18	67	3.7	18	0	Total			27	114	4.2	21	1										
PASSING			ATT	COMP	YDS	SK/YD	LG	INT	RT	PASSING			ATT	COMP	YDS	SK/YD	LG	INT	RT						
P.Rivers			30	22	242	3.7	52	1	116.3	0	B.Osweiler			37	22	246	3.7	0	33	45.4					
Total			30	22	242	3.7	52	1	116.3	0	Total			37	22	246	3.7	0	33	45.4					
PASS RECEIVING			TAR	REC	YDS	AVG	LG	TD	PASS RECEIVING			TAR	REC	YDS	AVG	LG	TD								
Ty.Williams			14	8	70	8.0	21	1	D.Hopkins			10	5	70	14.0	79	0								
M.Gordon			6	4	119	19.8	52	1	W.Fuller			6	4	40	10.0	33	0								
H.Henry			4	4	19	4.8	10	0	C.Fiedorowicz			6	4	42	10.5	16	0								
T.Bergamin			2	2	20	10.0	12	1	R.Griffin			5	4	36	9.0	15	0								
J.Budnik			1	1	6	6.0	6	0	L.Miller			4	3	18	6.0	11	0								
Total			30	22	242	3.7	52	1	S.Jackson			1	1	12	12.0	12	0								
Total			30	22	242	3.7	52	1	Total			35	22	246	3.7	0	33	0							
INTERCEPTIONS			NO	YDS	AVG	LG	TD	INTERCEPTIONS			NO	YDS	AVG	LG	TD										
D.Lowery			1	25	25.0	25	0	D.Dierps			1	2	2.0	2	0										
C.Hayward			1	1	1.0	1	0																		
D.McCoil			1	0	0.0	0	0																		
Total			3	26	8.7	25	0	Total			1	2	2.0	2	0										
PUNTING			NO	YDS	AVG	NET	TD	INT	LG	PUNTING			NO	YDS	AVG	NET	TD	INT	LG						
D.Kasler			6	292	48.7	40.8	1	3	59	5	S.Lectcher			4	189	47.3	39.5	1	1	53					
Total			6	292	48.7	40.8	1	3	59	5	Total			4	189	47.3	39.5	1	1	53					
PUNT RETURNS			NO	YDS	AVG	FC	LG	TD	PUNT RETURNS			NO	YDS	AVG	FC	LG	TD								
I.Bane			1	11	11.0	2	11	0	W.Fuller			3	27	9.0	1	12	0								
[TOUCHBACK]			1	0	0.0	0	0	[TOUCHBACK]			1	0	0.0	0	0	0									
Total			1	11	11.0	2	11	0	Total			3	27	9.0	1	12	0								
KICKOFF RETURNS			NO	YDS	AVG	FC	LG	TD	KICKOFF RETURNS			NO	YDS	AVG	FC	LG	TD								
I.Bane			1	26	26.0	0	26	0	[TOUCHBACK]			4	0	0.0	0	0	0								
[TOUCHBACK]			1	0	0.0	0	0																		
Total			1	26	26.0	0	26	0	Total			0	0	0.0	0	0	0								
San Diego Chargers												Houston Texans													
FUMBLES			FUM	LOST	OWN-REC	YDS	TD	FORCED	OPP-REC	YDS	TD	OUT-BDS	FUMBLES			FUM	LOST	OWN-REC	YDS	TD	FORCED	OPP-REC	YDS	TD	OUT-BDS
D.Lowery			0	0	0	0	0	0	1			0	0	0	0			0	0	0	0	0	0	0	0
J.Perry			0	0	0	0	0	0	1			0	0	0	0			0	0	0	0	0	0	0	0
T.Williams			0	0	0	0	0	0	1			0	0	0	0			0	0	0	0	0	0	0	0
Total			0	0	0	0	0	0	2			1	0	0	0			0	0	0	0	0	0	0	0
FUMBLES			FUM	LOST	OWN-REC	YDS	TD	FORCED	OPP-REC	YDS	TD	OUT-BDS	FUMBLES			FUM	LOST	OWN-REC	YDS	TD	FORCED	OPP-REC	YDS	TD	OUT-BDS
W.Fuller			1	0	0	0	0	0	0			0	0	0	0			0	0	0	0	0	0	0	0
L.Miller			1	1	0	0	0	0	0			0	0	0	0			0	0	0	0	0	0	0	0
R.Nelson			0	0	0	0	0	0	1			0	0	0	0			0	0	0	0	0	0	0	0
Total			2	1	1	0	0	0	1			0	0	0	0			0	0	0	0	0	0	0	0

WEEK 13 RECAP — TAMPA BAY 28, CHARGERS 21

The Chargers' slim postseason hopes were all but dashed as Tampa Bay rallied from behind for a 28-21 win over the Chargers at Qualcomm Stadium. The Chargers scored first and led 14-7 at the half, but the Buccaneers responded by outscoring the Bolts 21-7 in the second half to come away with the win.

The Chargers' two first-half touchdowns came courtesy of a 35-yard catch by **Dontrelle Inman** on the game's opening possession and a two-yard run by **Melvin Gordon**. Tampa Bay's lone score came on a two-yard run by **Doug Martin**.

Philip Rivers passed for 225 yards to move into 12th place on the NFL's all-time list and he threw a pair of touchdown passes, but Tampa Bay recorded two

key interceptions in the second half that proved decisive. In the third quarter, linebacker **Lavonte David** returned a tipped pass 15 yards for a touchdown that gave Tampa Bay their first lead of the game, 17-14. The Chargers came right back with a touchdown of their own to reclaim the lead, 21-17, but the Buccaneers scored the game's next 10 points to take a 28-21 lead. The Chargers put together one last drive late in the fourth quarter in an effort to tie or retake the lead, but the Buccaneers' intercepted Rivers on a deep ball in the end zone with just under three minutes remaining and their offense ran out the clock to close out the victory. With the loss, the Chargers fell to 5-7 on the season.

VISITOR:	Tampa Bay Buccaneers	7	0	10	11	0	28
HOME:	San Diego Chargers	7	7	7	0	0	21

Scoring Plays

Team	Qtr	Time	Play Description (Extra Point) (Drive Info)	Visitor	Home
Chargers	1	10:53	D.Inman 35 yd. pass from P.Rivers (J.Lambo kick) (8-75, 4:07)	0	7
Buccaneers	1	1:08	D.Martin 2 yd. run (R.Aguayo kick) (8-56, 4:26)	7	7
Chargers	2	10:04	M.Gordon 2 yd. run (J.Lambo kick) (11-75, 6:04)	7	14
Buccaneers	3	8:25	R.Aguayo 27 yd. Field Goal (13-66, 6:35)	10	14
Buccaneers	3	4:25	L.David 15 yd. interception return (R.Aguayo kick)	17	14
Chargers	3	1:33	Ty.Williams 40 yd. pass from P.Rivers (J.Lambo kick) (5-75, 2:52)	17	21
Buccaneers	4	13:03	R.Aguayo 35 yd. Field Goal (8-59, 3:30)	20	21
Buccaneers	4	9:01	C.Brake 12 yd. pass from J.Winston (J.Winston-M.Evans pass) (4-54, 2:14)	28	21
Paid Attendance: 53,832				Time: 3:04	

Tampa Bay Buccaneers vs San Diego Chargers
12/4/2016 at Qualcomm Stadium

Final Team Statistics

	Visitor Buccaneers	Home Chargers
TOTAL FIRST DOWNS	20	18
By Rushing	5	8
By Passing	14	9
By Penalty	1	1
THIRD DOWN EFFICIENCY	5-13-38%	4-8-50%
FOURTH DOWN EFFICIENCY	1-1-100%	0-0-0%
TOTAL NET YARDS	340	330
Total Offensive Plays (inc. times thrown passing)	61	53
Average gain per offensive play	5.7	6.2
NET YARDS RUSHING	81	119
Total Rushing Plays	30	25
Average gain per rushing play	2.7	4.8
Tackles for a loss-number and yards	2/3	3/5
NET YARDS PASSING	268	211
Times thrown - yards lost attempting to pass	14/2	2/14
Gross yards passing	280	225
PASS ATTEMPTS-COMPLETIONS-HAD INTERCEPTED	30-20-1	26-15-2
Avg gain per pass play (inc. if thrown passing)	8.6	7.5
KICKOFFS Number-to-End Zone-Touchbacks	6-6-6	4-4-4
PUNTS Number and Average	2-54-0	3-42-3
Had Blocked	0	0
FGs - PATs Had Blocked	0-0	0-0
Net Punting Average	48.0	35.3
TOTAL RETURN YARDAGE (Not including Kickoffs)	34	14
No. and Yards Punt Returns	3/21	1/12
No. and Yards Kickoff Returns	0/0	0/0
No. and Yards Interception Returns	2/15	1/2
PENALTIES Number and Yards	6-35	6-45
FUMBLES Number and Lost	0/0	0/0
TOUCHDOWNS	3	3
Rushing	1	1
Passing	1	2
Interceptions	1	0
EXTRA POINTS Made-Attempts	3-3	3-3
Kicking Made-Attempts	2-2	3-3
Passing Made-Attempts	1-1	0-0
FIELD GOALS Made-Attempts	2-3	0-1
RED ZONE EFFICIENCY	2-6-40%	1-5-100%
GOAL TO GO EFFICIENCY	1-1-100%	1-1-100%
SAFETIES	0	0
FINAL SCORE	28	21
TIME OF POSSESSION	31:41	28:19

Tampa Bay Buccaneers vs San Diego Chargers
12/4/2016 at Qualcomm Stadium

Final Individual Statistics

	Tampa Bay Buccaneers								San Diego Chargers							
	ATT	YDS	AVG	LG	TD	RUSHING	ATT	YDS	AVG	LG	TD	ATT	YDS	AVG	LG	TD
RUSHING																
D.Martin	17	45	2.6	15	1	M.Gordon	17	84	4.9	23	1					
J.Rodgers	7	29	4.1	14	0	P.Rivers	3	18	6.0	9	0					
T.Barber	2	6	3.0	4	0	K.Farrow	4	15	3.8	8	0					
J.Winston	4	1	0.3	5	0	D.Walt	1	2	2.0	2	0					
Total	30	81	2.7	15	1	Total	25	119	4.8	23	1					
PASSING	ATT	COMP	YDS	SK	TD	LG	INT	PASSING	ATT	COMP	YDS	SK	TD	LG	INT	RT
J.Winston	30	20	206	1/12	1	38	1	P.Rivers	26	15	225	2/14	2	40	2	2
Total	30	20	206	1/12	1	38	1	Total	26	15	225	2/14	2	40	2	2
PASS RECEIVING	TAR	REC	YDS	AVG	LG	TD	PASS RECEIVING	TAR	REC	YDS	AVG	LG	TD			
C.Brake	9	6	86	14.3	38	1	M.Gordon	6	4	54	11.5	17	0			
F.Martino	4	4	56	14.0	17	0	A.Gates	4	4	37	9.3	14	0			
M.Evans	6	3	38	12.7	22	0	D.Inman	5	2	49	24.5	35	1			
A.Humphries	2	2	19	9.5	12	0	Ty.Williams	4	2	47	23.5	40	1			
D.Martin	1	1	23	23.0	23	0	T.Benjamin	4	2	24	12.0	18	0			
J.Rodgers	1	1	21	21.0	21	0	H.Henry	1	1	14	14.0	14	0			
R.Shepard	2	1	15	15.0	15	0										
C.Shortz	2	1	14	14.0	14	0										
A.Cross	2	1	8	8.0	8	0										
B.Myers	1	0	0	0.0	0	0										
Total	30	20	206	14.0	38	1	Total	24	15	225	15.0	40	2			
INTERCEPTIONS	NO	YDS	AVG	LG	TD	INTERCEPTIONS	NO	YDS	AVG	LG	TD					
L.David	1	15	15.0	15	1	C.Shepard	1	2	2.0	2	0					
K.Tandy	1	-2.0	-2.0	0	0											
Total	2	13	6.5	15	1	Total	1	2	2.0	2	0					
PUNTING	NO	YDS	AVG	NET	TB	INT20	PUNTING	NO	YDS	AVG	NET	TB	INT20	LG		
B.Anger	2	108	54.0	48.0	0	1	D.Kaizer	3	127	42.3	35.3	0	0	49		
Total	2	108	54.0	48.0	0	1	Total	3	127	42.3	35.3	0	0	49		
PUNT RETURNS	NO	YDS	AVG	FC	LG	TD	PUNT RETURNS	NO	YDS	AVG	FC	LG	TD			
V.Hargreaves	2	14	7.0	0	9	0	I.Barbe	1	12	12.0	1	12	0			
A.Humphries	1	7	7.0	0	7	0										
Total	3	21	7.0	0	9	0	Total	1	12	12.0	1	12	0			
KICKOFF RETURNS	NO	YDS	AVG	FC	LG	TD	KICKOFF RETURNS	NO	YDS	AVG	FC	LG	TD			
[TOUCHBACK]	4	0	0.0	0	0	0	[TOUCHBACK]	6	0	0.0	0	0	0			
Total	0	0	0.0	0	0	0	Total	0	0	0.0	0	0	0			
Tampa Bay Buccaneers																
FUMBLES	FUM	LOST	OWN-REC	YDS	TD	FORCED	OPP-REC	YDS	TD	OUT-80S						
Total	0	0	0	0	0	0	0	0	0	0	0	0	0	0	0	
San Diego Chargers																
FUMBLES	FUM	LOST	OWN-REC	YDS	TD	FORCED	OPP-REC	YDS	TD	OUT-80S						
Total	0	0	0	0	0	0	0	0	0	0	0	0	0	0	0	

WEEK 14 RECAP — CAROLINA 28, CHARGERS 16

Five turnovers, a safety and a 23-point hole proved to be too much to overcome as the Chargers lost to Carolina, 28-16, at Bank of America Stadium on a gray and gloomy afternoon in Charlotte, North Carolina.

The Chargers had three turnovers in the first half – an interception and two sack-fumbles – as Carolina built a 23-0 lead. The Chargers finally cracked the scoreboard late in the second quarter on a nine-yard touchdown catch by **Hunter Henry**, but the Panthers led 23-7 at the break.

The Chargers outscored the Panthers 9-3 in the third quarter as they scored a touchdown and a field goal to get within 10 at 26-16. The Chargers defense answered with a three-and-out, but the Panthers stymied the Chargers' hopes with yet another interception. But first-year cornerback **Trovon Reed** did his

part to keep the Chargers in the game with an interception off **Cam Newton** at the Chargers' goal line. Reed returned the Newton pick 100 yards for an apparent touchdown that would have brought the Chargers to within three with the extra point and 11 minutes remaining. However officials ruled that Reed was down by contact after the pick and instead of a three-point game, the Bolts took over at their own three. It was a huge momentum swing because three plays later, **Philip Rivers** was sacked in the end zone for a safety and instead of trailing by three, the Bolts found themselves down 12 at 28-16.

Following that sequence, the Bolts were unable to generate much on offense and Carolina ultimately recorded one final interception before running out the clock for the win.

VISITOR:	San Diego Chargers	0	7	9	0	0	16
HOME:	Carolina Panthers	10	13	3	2	0	28

Scoring Plays

Team	Qtr	Time	Play Description (Extra Point) (Drive Info)	Visitor	Home
Panthers	1	10:19	G.Gano 41 yd. Field Goal (9-29, 3:10)	0	3
Panthers	1	1:48	J.Stewart 1 yd. run (G.Gano kick) (7-35, 3:23)	0	10
Panthers	2	11:12	D.Funchess 6 yd. pass from C.Newton (G.Gano kick) (8-58, 3:53)	0	17
Panthers	2	5:23	G.Gano 44 yd. Field Goal (6-34, 2:48)	0	20
Panthers	2	3:49	G.Gano 45 yd. Field Goal (4-1, 0:47)	0	23
Chargers	2	1:03	H.Henry 9 yd. pass from P.Rivers (J.Lambo kick) (9-75, 2:46)	7	23
Panthers	3	11:29	G.Gano 23 yd. Field Goal (9-70, 3:31)	7	26
Chargers	3	4:26	J.Lambo 32 yd. Field Goal (14-61, 7:03)	10	26
Chargers	3	0:30	D.Inman 19 yd. pass from P.Rivers (pass failed) (5-66, 2:08)	16	26
Panthers	4	10:09	P.Rivers sacked in end zone by M.Addison for a Safety	16	28
Paid Attendance: 73,856				Time: 3:25	

San Diego Chargers vs Carolina Panthers
12/11/2016 at Bank of America Stadium

Final Team Statistics

	Visitor Chargers	Home Panthers
TOTAL FIRST DOWNS	17	17
By Rushing	7	6
By Passing	10	9
By Penalty	0	2
THIRD DOWN EFFICIENCY	5-13-38%	5-15-32%
FOURTH DOWN EFFICIENCY	0-4-0%	11-100%
TOTAL NET YARDS	278	272
Total Offensive Plays (inc. times thrown pass)	64	67
Average gain per offensive play	4.3	4.1
NET YARDS RUSHING	58	126
Total Rushing Plays	20	38
Average gain per rushing play	2.9	3.3
Tackles for a loss-number and yards	4-7	6-18
NET YARDS PASSING	220	146
Times thrown - yards lost attempting to pass	5-16	2-14
Gross yards passing	236	160
PASS ATTEMPTS-COMPLETIONS-HAD INTERCEPTED	39-21-3	27-10-1
Avg gain per pass play (inc. f. thrown passing)	5.0	5.0
KICKOFFS Number-to-End Zone-Touchbacks	5-4-3	7-4-6
PUNTS Number and Average	3-4-11.3	5-4-0.0
Had Blocked	0	0
Fbs - PATs Had Blocked	0-0	0-0
Net Punting Average	34.7	42.6
TOTAL RETURN YARDAGE (Not Including Kickoffs)	5	52
No. and Yards Punt Returns	3-2	2-18
No. and Yards Kickoff Returns	1-6	2-62
No. and Yards Interception Returns	1-3	3-34
PENALTIES Number and Yards	7-32	5-35
FUMBLERS Number and Lost	2-2	0-0
TOUCHDOWNS	2	2
Rushing	0	1
Passing	2	1
EXTRA POINTS Made-Attempts	1-2	2-2
Kicking Made-Attempts	1-1	2-2
Passing Made-Attempts	0-1	0-0
FIELD GOALS Made-Attempts	1-1	4-4
RED ZONE EFFICIENCY	23-67%	24-50%
GOAL TO GO EFFICIENCY	1-4-100%	2-4-50%
SAFETIES	0	1
FINAL SCORE	16	28
TIME OF POSSESSION	27:23	32:37

San Diego Chargers vs Carolina Panthers
12/11/2016 at Bank of America Stadium

Final Individual Statistics

San Diego Chargers										Carolina Panthers														
RUSHING	ATT	YDS	AVG	LG	TD	RUSHING	ATT	YDS	AVG	LG	TD	RUSHING	ATT	YDS	AVG	LG	TD							
K.Farrow	16	65	3.4	11	0	J.Sewart	24	66	2.8	20	1	C.Newton	8	31	3.9	8	0							
M.Gordon	3	5	1.7	4	0	F.Whiteaker	3	15	5.0	10	0	C.Newton	1	9	9.0	9	0							
T.Bergamin	1	-2	-2.0	-2	0	T.Glen	2	5	2.5	8	0	T.Glen	2	5	2.5	8	0							
Total	20	58	2.9	11	0	Total	38	126	3.3	20	1	Total	27	100	3.7	16	1							
PASSING	ATT	COMP	YDS	SK/YD	TD	LG	INT	PASSING	ATT	COMP	YDS	SK/YD	TD	LG	INT	PASSING	ATT	COMP	YDS	SK/YD	TD	LG	INT	
P.Rivers	39	21	236	5/16	2	46	3	57.2	C.Newton	27	10	160	2/14	36	1	54.6	27	10	160	2/14	36	1	54.6	
Total	39	21	236	5/16	2	46	3	57.2	Total	27	10	160	2/14	36	1	54.6	Total	27	10	160	2/14	36	1	54.6
PASS RECEIVING	TAR	REC	YDS	AVG	LG	TD	PASS RECEIVING	TAR	REC	YDS	AVG	LG	TD											
D.Inman	7	4	71	11.8	20	1	C.Giles	7	4	47	11.8	36	0											
K.Farrow	4	6	23	5.8	9	0	D.Funchess	5	2	33	6.5	27	1											
A.Gates	9	5	41	12.2	27	0	T.Glen	4	2	21	5.3	11	0											
Ty.Williams	5	2	48	24.0	46	0	K.Bergamin	4	1	11	11.0	11	0											
H.Henry	5	2	13	6.5	9	1	C.Brown	3	1	8	8.0	8	0											
T.Bergamin	3	0	0.0	0	0	J.Sewart	2	0	0.0	0	0	0												
M.Gordon	1	0	0.0	0	0	E.Edickson	1	0	0.0	0	0	0												
Total	36	21	236	6.6	46	2	Total	27	10	160	16.0	36	1											
INTERCEPTIONS	NO	YDS	AVG	LG	TD	INTERCEPTIONS	NO	YDS	AVG	LG	TD													
T.Reed	1	3	3.0	3	0	D.Worley	1	22	22.0	22	0													
Total	1	3	3.0	3	0	S.Thompson	1	12	12.0	12	0													
PUNTING	NO	YDS	AVG	NET	TD	BLK	PUNTING	NO	YDS	AVG	NET	TD	BLK											
D.Lauer	3	122	40.7	34.7	0	0	M.Searcy	5	215	43.0	42.6	0	2											
Total	3	122	40.7	34.7	0	0	Total	5	215	43.0	42.6	0	2											
PUNT RETURNS	NO	YDS	AVG	FC	LG	TD	PUNT RETURNS	NO	YDS	AVG	FC	LG	TD											
I.Burke	3	2	0.7	1	9	0	T.Glen	2	18	9.0	14	0												
[DOWNED]	1	0	0.0	0	0	[DOWNED]	1	0	0.0	0	0													
Total	3	2	0.7	1	9	0	Total	2	18	9.0	14	0												
KICKOFF RETURNS	NO	YDS	AVG	FC	LG	TD	KICKOFF RETURNS	NO	YDS	AVG	FC	LG	TD											
I.Burke	1	16	16.0	0	16	0	T.Glen	1	31	31.0	0	31	0											
[TOUCHBACK]	6	0	0.0	0	0	J.Webb	1	21	21.0	0	21	0												
Total	1	16	16.0	0	16	0	[TOUCHBACK]	3	0	0.0	0	0												
							Total	2	52	26.0	0	31	0											
San Diego Chargers											Carolina Panthers													
FUMBLERS	FUM	LOST	OWN-REC	YDS	TD	FORCED	OPP-REC	YDS	TD	OUT-8DS														
P.Rivers	2	2	0	0	0	0	0	0	0	0														
Total	2	2	0	0	0	0	0	0	0	0														
San Diego Chargers											Carolina Panthers													
FUMBLERS	FUM	LOST	OWN-REC	YDS	TD	FORCED	OPP-REC	YDS	TD	OUT-8DS														
A.Khan	3	2	0	0	0	0	0	0	0	0														
K.Short	0	0	0	0	0	1	0	0	0	0														
W.Horton	0	0	0	0	0	0	1	0	0	0														
P.Solai	0	0	0	0	0	0	1	0	0	0														
Total	0	0	0	0	0	2	2	0	0	0														

WEEK 15 RECAP — OAKLAND 19, CHARGERS 16

The Chargers stood toe-to-toe with their division-leading rivals, the Oakland Raiders, before falling on a 44-yard **Sebastian Janikowski** field goal with 2:40 remaining at Qualcomm Stadium.

San Diego's home stadium took on an ominous feel during an afternoon in which Oakland's fans significantly outnumbered the Chargers faithful. The Bolts got off to a fast start though, taking a 7-0 lead on the game's opening possession when **Philip Rivers** connected with **Travis Benjamin** on a 47-yard bomb. The Raiders answered with a field goal to get within 7-3, but the Chargers' defense buckled down and recorded takeaways on back-to-back drives.

The game remained 7-3 until late in the second quarter when the Chargers tacked on a field goal to stretch their lead to 10-3. Undeterred, Oakland quickly struck back with a 75-yard touchdown drive in 1:07 and the teams went to the locker room tied 10-10 at halftime.

The Raiders got the ball to start the third quarter and opened with a field goal to take their first lead of the game, 13-10. This time, the Chargers answered

back with a 77-yard drive, capped by a seven-yard touchdown pass from Rivers to **Hunter Henry**. Rivers was outstanding on the drive, completing 5 of 5 for 71 yards, including three completions to **Dontrelle Inman** for 53 yards. Unfortunately for San Diego though, **Josh Lambo**'s point after sailed wide right and Oakland remained within three at 16-13.

Still up 16-13 early in the fourth quarter, things began to tip in Oakland's favor. The Raiders forced a fumble against **Kenneth Farrow** at the Bolts' 14-yard line. Oakland recovered and six plays later, Janikowski kicked a game-tying field goal to knot things up 16-16. The Chargers then went three-and-out on offense and Oakland seized on the opportunity and drove for a go-ahead 44-yard field goal with 2:40 left. The Chargers had one last opportunity to drive for a game-tying or go-ahead score, but **Reggie Nelson** intercepted Rivers on a desperation 4th-and-15 throw with less than two minutes remaining and the Raiders went on to run out the clock for the 19-16 victory. The loss dropped the Chargers' record to 5-9 while the win clinched a playoff berth for the Raiders.

VISITOR:	Oakland Raiders	3	7	3	6	0	19
HOME:	San Diego Chargers	7	3	6	0	0	16

Scoring Plays

Team	Qtr	Time	Play Description (Extra Point) (Drive Info)	Visitor	Home	
Chargers	1	10:32	T.Benjamin 47 yd. pass from P.Rivers (J.Lambo kick) (8-91, 4:28)		0	7
Raiders	1	4:53	S.Janikowski 45 yd. Field Goal (11-44, 5:39)		3	7
Chargers	2	1:29	J.Lambo 35 yd. Field Goal (14-63, 3:58)		3	10
Raiders	2	0:22	M.Crabtree 13 yd. pass from D.Carr (S.Janikowski kick) (6-75, 1:07)		10	10
Raiders	3	10:48	S.Janikowski 33 yd. Field Goal (8-45, 4:12)		13	10
Chargers	3	6:14	H.Henry 7 yd. pass from P.Rivers (kick failed, wr) (7-77, 4:34)		13	16
Raiders	4	8:38	S.Janikowski 21 yd. Field Goal (6-11, 2:57)		16	16
Raiders	4	2:40	S.Janikowski 44 yd. Field Goal (9-54, 3:47)		19	16

Time: 3:11

Oakland Raiders vs San Diego Chargers 12/18/2016 at Qualcomm Stadium

Final Team Statistics

	Visitor Raiders	Home Chargers
TOTAL FIRST DOWNS	18	14
By Rushing	8	2
By Passing	9	12
By Penalty	1	0
THIRD DOWN EFFICIENCY	4-13(31%)	8-15(53%)
FOURTH DOWN EFFICIENCY	1-0(0%)	0-1(0%)
TOTAL NET YARDS	345	263
Total Offensive Plays (inc. times thrown pass)	61	55
Average gain per offensive play	5.7	4.8
NET YARDS RUSHING	145	73
Total Rushing Plays	29	22
Average gain per rushing play	5.0	3.3
Tackles for a loss-number and yards	34	34
NET YARDS PASSING	200	190
Times thrown - yards lost attempting to pass	2-13	3-16
Cross yards passing	213	206
PASS ATTEMPTS-COMPLETIONS-HAD INTERCEPTED	30-19(63%)	30-15(50%)
Avg gain per pass play (inc. if thrown passing)	6.3	5.8
KICKOFFS Number-n End Zone-Touchbacks	6-2	4-2
PUNTS Number and Average	5-10.0	5-6.8
Had Blocked	0	0
Fcs - PATs Had Blocked	0-0	0-0
Net Punting Average	44.3	48.6
TOTAL RETURN YARDAGE (Net Including Kickoffs)	26	6
No. and Yards Punt Returns	2-11	1-3
No. and Yards Kickoff Returns	1-20	4-57
No. and Yards Interception Returns	1-15	1-3
PENALTIES Number and Yards	2-15	6-44
FUMBLES Number and Lost	2-1	2-1
TOUCHDOWNS	1	2
Rushing	0	0
Passing	1	2
EXTRA POINTS Made-Attempts	1-1	1-2
Kicking Made-Attempts	1-1	1-2
FIELD GOALS Made-Attempts	4-4	1-1
RED ZONE EFFICIENCY	13-14(93%)	1-2(50%)
GOAL TO GO EFFICIENCY	0-1(0%)	1-1(100%)
SAFETIES	0	0
FINAL SCORE	19	16
TIME OF POSSESSION	32:17	27:43

Oakland Raiders vs San Diego Chargers 12/18/2016 at Qualcomm Stadium

Final Individual Statistics

Oakland Raiders							San Diego Chargers								
RUSHING	ATT	YDS	AVG	LG	TD	RUSHING	ATT	YDS	AVG	LG	TD				
L.Murray	13	87	6.7	33	0	K.Farrow	12	29	2.4	6	0				
J.Richard	6	36	6.0	23	0	R.Hillman	7	34	4.9	17	0				
D.Washington	5	23	4.6	12	0										
D.Carr	5	5	1.0	8	0										
Total	29	145	5.0	33	0	Total	22	73	3.3	17	0				
PASSING	ATT	CMP	YDS	SK/D	TD	LG	INT	PASSING	ATT	CMP	YDS	SK/D	TD	LG	INT
D.Carr	30	19	211	1	28	1	81.7	PhilBrown	30	17	206	3/0	2	47	1
Total	30	19	211	1	28	1	81.7	Total	30	17	206	3/0	2	47	1
PASS RECEIVING	TAR	REC	YDS	AVG	LG	TD	PASS RECEIVING	TAR	REC	YDS	AVG	LG	TD		
M.Crabtree	8	4	60	15.0	19	1	D.Inman	8	5	48	13.6	26	0		
J.Richard	5	4	13	3.3	10	0	Ty.Williams	9	4	20	5.0	11	0		
S.Roberts	3	2	15.5	7.8	22	0	K.Henry	4	3	37	12.3	20	1		
A.Croper	3	1	28	9.0	28	0	T.Benjamin	3	2	64	28.0	47	1		
A.Holmes	1	1	23	23.0	23	0	K.Farrow	3	2	14	7.0	8	0		
M.Rivers	2	1	15	15.0	15	0	A.Gates	2	1	11	11.0	11	0		
C.Hilland	1	1	13	13.0	13	0									
J.Olave	1	1	12	12.0	12	0									
D.Washington	1	1	11	11.0	11	0									
L.Murray	1	1	11	11.0	11	0									
Total	30	19	211	7.0	28	1	Total	29	17	206	12.1	47	2		
INTERCEPTIONS	NO	YDS	AVG	LG	TD	INTERCEPTIONS	NO	YDS	AVG	LG	TD				
K.Holmes	1	15	15.0	15	0	T.Beast	1	3	3.0	3	0				
Total	1	15	15.0	15	0	Total	1	3	3.0	3	0				
PUNTING	NO	YDS	AVG	NET	TB	IN20	LG	PUNTING	NO	YDS	AVG	NET	TB	IN20	LG
M.King	3	153	51.0	43.3	1	1	44	D.Kauer	5	274	54.8	48.6	1	1	49
Total	3	153	51.0	43.3	1	1	44	Total	5	274	54.8	48.6	1	1	49
PUNT RETURNS	NO	YDS	AVG	FC	LG	PUNT RETURNS	NO	YDS	AVG	FC	LG	TD			
J.Richard	2	11	5.5	1	8	0	I.Burns	1	3	3.0	1	3	0		
[OUT OF BOUNDS]	1	0	0.0	0	0	[TOUCHBACK]	1	0	0.0	0	0	0			
[TOUCHBACK]	1	0	0.0	0	0										
Total	2	11	5.5	1	8	0	Total	1	3	3.0	1	3	0		
KICKOFF RETURNS	NO	YDS	AVG	FC	LG	KICKOFF RETURNS	NO	YDS	AVG	FC	LG	TD			
D.Washington	1	20	20.0	0	20	0	I.Burns	2	38	19.0	0	21	0		
[OUT OF BOUNDS]	1	0	0.0	0	0	K.Henry	1	10	10.0	0	10	0			
[TOUCHBACK]	2	0	0.0	0	0	G.Gilman	1	9	9.0	0	9	0			
[TOUCHBACK]	2	0	0.0	0	0										
Total	1	20	20.0	0	20	0	Total	4	57	14.3	0	21	0		
Oakland Raiders															
FUMBLES	FUM	LOST	OWN-REC	YDS	TD	FORCED	OPP-REC	YDS	TD	OUT-BDS					
L.Murray	2	1	0	0	0	0	0	0	0	0	1				
J.Richard	0	0	0	0	0	0	1	0	0	0	0				
P.Riley	0	0	0	0	0	1	0	0	0	0	0				
M.Smith	0	0	0	0	0	0	1	1	0	0	0				
Total	2	1	0	0	0	2	1	1	0	0	1				
San Diego Chargers															
FUMBLES	FUM	LOST	OWN-REC	YDS	TD	FORCED	OPP-REC	YDS	TD	OUT-BDS					
K.Farrow	2	1	0	0	0	0	0	0	0	0	1				
M.Ingram	0	0	0	0	0	0	2	0	0	0	0				
K.Emanuel	0	0	0	0	0	0	1	0	0	0	0				
Total	2	1	0	0	0	2	1	0	0	0	1				

WEEK 16 RECAP — CLEVELAND 20, CHARGERS 17

On a chilly 38-degree day on Christmas Eve, the Chargers lost a heartbreaker to the previously winless Cleveland Browns, 20-17, at FirstEnergy Stadium on the shores of Lake Erie. Two missed field goals in the final 3:49, one blocked and another wide right as time expired, cost the Bolts a chance at the win.

The game was a tight battle throughout the afternoon. The Chargers scored a touchdown on their opening possession on the 110th touchdown catch of **Antonio Gates'** career to take a 7-0 lead. The Browns came right back on the Chargers with touchdowns on their first two offensive possessions, sandwiched around a Chargers field goal, and Cleveland jumped out to a 14-10 early in the second quarter. The Browns tacked on another field goal later in the quarter and led 17-10 at the half.

The Browns opened the third quarter with yet another field goal to stretch their lead to 20-10, but the Chargers answered right back with a 11-play, 75-yard touchdown drive capped by a one-handed scoring grab by **Tyrell Williams** to get the Bolts back within three, 20-17.

The score remained 20-17 deep into the fourth quarter when the Chargers appeared to get a golden opportunity. A **Drew Kaser** punt with 6:59 left pinned the Browns deep in their own territory. San Diego's defense produced a three-and-out, capped by a 10-yard sack back at the three on 3rd-and-8 by **Melvin Ingram**. Following a short punt and 11-yard return, the Chargers started their next drive at Cleveland's 33 and the Bolts drove to the Browns' 14, but a 32-yard field goal was blocked, allowing the Browns to maintain their three point lead. In the waning minutes, San Diego's defense came up with another stop and the Bolts had one final shot on offense with 1:46 remaining. **Philip Rivers** found Gates three times for 48 yards, including a 25-yarder on a 4th-and-10 to set up a potential game-tying 45-yard field goal as time expired, but the kick sailed wide right and the Browns hung on for the 20-17 win that put an end to their 0-14 start to the season.

VISITOR:	San Diego Chargers	10	0	7	0	0	17
HOME:	Cleveland Browns	7	10	3	0	0	20

Scoring Plays

Team	Qtr	Time	Play Description (Extra Point) (Drive Info)	Visitor	Home
Chargers	1	10:49	A.Gates 1 yd. pass from P.Rivers (J.Lambo kick) (8-75, 4:11)	7	0
Browns	1	5:12	I.Crowell 8 yd. run (C.Parkey kick) (10-72, 5:37)	7	7
Chargers	1	1:49	J.Lambo 43 yd. Field Goal (7-50, 3:23)	10	7
Browns	2	12:39	I.Crowell 4 yd. run (C.Parkey kick) (10-75, 4:10)	10	14
Browns	2	4:46	C.Parkey 49 yd. Field Goal (10-39, 4:49)	10	17
Browns	3	10:58	C.Parkey 27 yd. Field Goal (8-57, 4:02)	10	20
Chargers	3	6:04	Ty.Williams 1 yd. pass from P.Rivers (J.Lambo kick) (11-75, 4:54)	17	20

Paid Attendance: 57,272

Time: 3:15

San Diego Chargers vs Cleveland Browns
12/24/2016 at FirstEnergy Stadium

Final Team Statistics

	Visitor Chargers	Home Browns
TOTAL FIRST DOWNS	19	23
By Rushing	2	8
By Passing	15	10
By Penalty	2	5
THIRD DOWN EFFICIENCY	5-15-30%	6-15-40%
FOURTH DOWN EFFICIENCY	2-3-100%	1-4-100%
TOTAL NET YARDS	358	251
Total Offensive Plays (inc. times thrown passing)	65	66
Average gain per offensive play	5.5	3.8
NET YARDS RUSHING	34	134
Total Rushing Plays	19	29
Average gain per rushing play	1.8	4.3
Tackles for a loss-number and yards	5-3	5-11
NET YARDS PASSING	322	127
Times thrown -yards lost attempting to pass	0-0	9-48
Gross yards passing	322	175
PASS ATTEMPTS-COMPLETIONS-HAD INTERCEPTED	46-23-1	28-19-0
Avg gain per pass play (inc. # thrown passing)	7.0	3.4
KICKOFFS Number-In End Zone-Touchbacks	4-2-2	5-5-5
PUNTS Number and Average	5-60-2	6-43-0
Had Blocked	0	0
Fds. - PATs Had Blocked	1-0	0-0
Net Punting Average	46.4	35.7
TOTAL RETURN YARDAGE (Net Including Kickoffs)	20	36
No. and Yards Punt Returns	4-20	3-19
No. and Yards Kickoff Returns	0-0	2-6
No. and Yards Interception Returns	0-0	1-17
PENALTIES Number and Yards	9-82	4-44
FUMBLE Number and Lost	1-0	0-0
TOUCHDOWNS	2	2
Rushing	0	2
Passing	2	0
EXTRA POINTS Made-Attempts	2-2	2-2
Kicking Made-Attempts	2-2	2-2
FIELD GOALS Made-Attempts	1-3	2-2
RED ZONE EFFICIENCY	2-4-50%	2-3-67%
GOAL TO GO EFFICIENCY	2-3-100%	2-3-67%
SAFETIES	0	0
FINAL SCORE	17	20
TIME OF POSSESSION	27:31	32:29

San Diego Chargers vs Cleveland Browns
12/24/2016 at FirstEnergy Stadium

Final Individual Statistics

San Diego Chargers													Cleveland Browns												
		ATT	YDS	AVG	LG	TD	RUSHING		PASSING		PASS RECEIVING		INT	YDS	AVG	LG	TD								
RUSHING																									
K.Farrow		9	28	3.1	9	0	I.Crowell						16	54	3.4	14	2								
R.Hillman		9	6	0.7	3	0	R.Griffin						6	42	7.0	12	0								
P.Rivers		1	0	0.0	0	0	D.Johnson Jr.						7	28	4.0	22	0								
Total		19	34	1.8	9	0	Total						29	124	4.3	22	2								
PASSING		ATT	COMP	YDS	SK/YD	LG	INT	RT	PASSING		ATT	COMP	YDS	SK/YD	LG	INT	RT								
P.Rivers		46	23	322	5.0	2	50	1	R.Greer		25	17	164	7.0	0	21	0								
Total		46	23	322	0.0	2	50	1	C.Kester		3	2	11	2.1	0	9	0								
									Total		28	19	175	6.3	0	21	0								
PASS RECEIVING		TAR	REC	YDS	AVG	LG	TD	PASS RECEIVING		TAR	REC	YDS	AVG	LG	TD										
A.Gates		13	8	94	11.8	25	1	C.Barnidge		6	5	42	8.4	12	0										
Ty.Williams		9	4	64	16.0	27	1	I.Crowell		5	4	4	1.0	5	0										
K.Farrow		4	4	29	7.3	14	0	T.Pyer Sr.		5	3	36	12.0	18	0										
T.Benjamin		4	3	15	25.0	50	0	D.Johnson Jr.		2	2	21	10.5	17	0										
D.Imman		10	3	44	14.7	19	0	C.Coleman		5	2	15	7.5	9	0										
D.Watt		1	1	16	16.0	16	0	A.Hawkins		2	1	21	21.0	21	0										
R.Hillman		2	0	0	0.0	0	0	S.Ovalle		1	1	15	15.0	15	0										
G.Davis		1	0	0	0.0	0	0	D.Walke		1	0	0	0.0	0	0										
Total		44	23	322	16.0	50	2	Total		28	19	175	6.2	21	0										
INTERCEPTIONS		NO	YDS	AVG	LG	TD	INTERCEPTIONS		NO	YDS	AVG	LG	TD												
Total		0	0	0	0	0	Total		1	17	17.0	17	0												
PUNTING		NO	YDS	AVG	NET	TB	ENCL	PUNTING		NO	YDS	AVG	NET	TB	ENCL	LG									
D.Kaser		5	251	50.2	46.4	0	1	53	B.Cougatt		6	258	43.0	39.7	0	3	51								
Total		5	251	50.2	46.4	0	1	53	Total		6	258	43.0	39.7	0	3	51								
PUNT RETURNS		NO	YDS	AVG	FC	LG	TD	PUNT RETURNS		NO	YDS	AVG	FC	LG	TD										
I.Burns		4	20	5.0	2	11	0	M.Allford		3	19	6.3	1	8	0										
Total		4	20	5.0	2	11	0	Total		3	19	6.3	1	8	0										
KICKOFF RETURNS		NO	YDS	AVG	FC	LG	TD	KICKOFF RETURNS		NO	YDS	AVG	FC	LG	TD										
[TOUCHBACK]		5	0	0.0	0	0	0	M.Allford		2	56	28.0	0	31	0										
Total		0	0	0.0	0	0	0	Total		2	0	0.0	0	0	0										
San Diego Chargers FUMBLES		FUM	LOST	OWN-REC	YDS	TD	FORCED	OPP-REC	YDS	TD	OUT-8DS														
P.Rivers		1	0	1	-3	0	0	0	0	0	0														
Total		1	0	1	-3	0	0	0	0	0	0														
Cleveland Browns FUMBLES		FUM	LOST	OWN-REC	YDS	TD	FORCED	OPP-REC	YDS	TD	OUT-8DS														
Total		0	0	0	0	0	0	0	0	0	0														

WEEK 17 RECAP — KANSAS CITY 37, CHARGERS 27

The Chargers closed out their 2016 season with a 37-27 loss to the Kansas City Chiefs on New Year's Day at Qualcomm Stadium. The highlights of the afternoon included **Antonio Gates'** 111th career touchdown catch, which tied **Tony Gonzalez** for most in NFL history by a tight end, and **Jahleel Addae's** first-career interception, which he returned 90 yards for a touchdown.

The game was tight early on as the Chargers kicked a field goal on the game's opening drive followed by Gates' touchdown catch early in the second quarter. Kansas City, fueled by a 17-point second quarter, led 20-10 at the half.

The Chiefs came out of the locker room in the third quarter looking to extend their lead, but Addae intercepted the pass that was tipped by **Melvin Ingram** deep in Chargers' territory and as result of the ensuing 90-yard touchdown return, the Chargers clawed back to within three, 20-17.

Unfortunately that was as close as the Chargers would get. After the kickoff following Addae's touchdown sailed out of bounds, Kansas City answered right back with a 60-yard drive for a touchdown to go up 27-17. Then less than three minutes later, speedster **Tyreek Hill** returned a Chargers punt 95 yards for a score and Kansas City led, 34-17.

The Chargers scored 10 points in the game's final quarter, including a 12-yard touchdown catch by **Hunter Henry**, but time ran out on the Bolts and the Chiefs closed out the game for the 37-27 win.

VISITOR:	Kansas City Chiefs	3	17	14	3	0	37
HOME:	San Diego Chargers	3	7	7	10	0	27

Scoring Plays

Team	Qtr	Time	Play Description (Extra Point) (Drive Info)	Visitor	Home
Chargers	1	10:16	J.Lambo 35 yd. Field Goal (10-55, 4:44)	0	3
Chiefs	1	5:20	C.Santos 35 yd. Field Goal (10-53, 4:56)	3	3
Chargers	2	14:49	A.Gates 2 yd. pass from P.Rivers (J.Lambo kick) (11-76, 5:31)	3	10
Chiefs	2	12:53	A.Smith 5 yd. run (C.Santos kick) (4-75, 1:56)	10	10
Chiefs	2	6:09	C.West 4 yd. pass from A.Smith (C.Santos kick) (9-34, 4:26)	17	10
Chiefs	2	0:00	C.Santos 25 yd. Field Goal (8-73, 1:10)	20	10
Chargers	3	10:23	J.Addae 90 yd. interception return (J.Lambo kick)	20	17
Chiefs	3	3:48	C.West 2 yd. pass from A.Smith (C.Santos kick) (12-60, 6:35)	27	17
Chiefs	3	0:59	T.Hill 95 yd. punt return (C.Santos kick)	34	17
Chargers	4	10:19	J.Lambo 29 yd. Field Goal (14-64, 5:40)	34	20
Chiefs	4	4:31	C.Santos 37 yd. Field Goal (10-31, 5:48)	37	20
Chargers	4	2:08	H.Henry 12 yd. pass from P.Rivers (J.Lambo kick) (10-89, 2:23)	37	27

Paid Attendance: 54,915 Time: 3:10

Kansas City Chiefs vs San Diego Chargers

1/1/2017 at Qualcomm Stadium

Final Team Statistics

	Visitor Chiefs	Home Chargers
TOTAL FIRST DOWNS	26	26
By Rushing	5	8
By Passing	17	16
By Penalty	4	2
THIRD DOWN EFFICIENCY	8-24(33%)	3-10(30%)
FOURTH DOWN EFFICIENCY	0-0(0%)	2-3(67%)
TOTAL NET YARDS	305	388
Total Offensive Plays (inc. times thrown passing)	60	64
Average gain per offensive play	6.1	6.2
NET YARDS RUSHING	103	129
Total Rushing Plays	31	26
Average gain per rushing play	3.3	5.0
Tackles for a loss-number and yards	7-16	2-5
NET YARDS PASSING	202	269
Times thrown - yards lost attempting to pass	18-2	18-2
Gross yards passing	264	289
PASS ATTEMPTS-COMPLETIONS-HAD INTERCEPTED	28-21-1	38-23-2
Avg gain per pass play (inc.# thrown passing)	9.0	7.1
KICKOFFS Number-in End Zone-Touchbacks	7-4-3	6-2-1
PUNTS Number and Average	1-4-0	1-8-0
Not Blocked	0	0
50+ Yards Not Blocked	0	0
Net Punting Average	44.0	-63.0
TOTAL RETURN YARDAGE (Not Including Kickoffs)	111	90
No. and Yards Punt Returns	1-6	0-0
No. and Yards Kickoff Returns	2-1	4-8
No. and Yards Interception Returns	2-16	1-50
PENALTIES Number and Yards	4-19	10-50
FUMBLES Number and Lost	0-0	0-0
TOUCHDOWNS	4	3
Rushing	1	0
Passing	2	2
Interceptions	0	1
Punt Returns	1	0
EXTRA POINTS Made-Attempts	4-4	3-3
Kicking Made-Attempts	4-4	3-3
FIELD GOALS Made-Attempts	3-3	2-2
RED ZONE EFFICIENCY	37-43%	24-46%
GOAL TO GO EFFICIENCY	3-5(60%)	1-2(50%)
SAFETIES	0	0
FINAL SCORE	37	27
TIME OF POSSESSION	30:48	28:12

Kansas City Chiefs vs San Diego Chargers

1/1/2017 at Qualcomm Stadium

Final Individual Statistics

Kansas City Chiefs										San Diego Chargers														
RUSHING	ATT	YDS	AVG	LG	TD	RUSHING	ATT	YDS	AVG	LG	TD	RUSHING	ATT	YDS	AVG	LG	TD							
C.West	16	58	3.6	14	0	A.Williams	18	87	4.8	14	0	C.West	16	58	3.6	14	0							
A.Smith	6	21	3.5	9	1	R.Hillman	7	41	5.9	17	0	A.Smith	6	21	3.5	9	1							
T.Hill	3	15	5.0	20	0	P.Rivers	1	1	1.0	1	0	T.Hill	3	15	5.0	20	0							
K.Davis	6	9	1.5	5	0	Total	26	129	5.0	17	0	K.Davis	6	9	1.5	5	0							
Total	31	103	3.3	20	1	Total	31	103	3.3	20	1	Total	31	103	3.3	20	1							
PASSING	ATT	COMP	YDS	SK/YD	TD	LG	INT	PASSING	ATT	COMP	YDS	SK/YD	TD	LG	INT	PASSING	ATT	COMP	YDS	SK/YD	TD	LG	INT	
A.Smith	28	21	264	1/2	2	42	1	P.Rivers	38	22	269	0/0	2	23	2	75.4	A.Smith	28	21	264	1/2	2	42	1
Total	28	21	264	1/2	2	42	1	Total	38	22	269	0/0	2	23	2	75.4	Total	38	22	269	0/0	2	23	2
PASS RECEIVING	TAR	REC	YDS	AVG	LG	TD	PASS RECEIVING	TAR	REC	YDS	AVG	LG	TD											
C.West	5	5	58	11.6	28	2	Ty.Williams	7	6	70	11.7	18	0	C.West	5	5	58	11.6	28	2				
T.Hill	7	5	46	9.2	20	0	A.Gates	8	5	55	11.0	23	1	T.Hill	7	5	46	9.2	20	0				
C.Conley	5	4	55	13.8	17	0	D.Ingram	4	5	51	12.8	19	0	C.Conley	5	4	55	13.8	17	0				
J.Madin	4	5	53	13.3	23	0	H.Henry	5	4	43	10.8	12	1	J.Madin	4	5	53	13.3	23	0				
A.Wilson	1	1	42	42.0	42	0	K.Hillman	6	3	50	16.7	21	0	A.Wilson	1	1	42	42.0	42	0				
T.Falco	2	1	8	8.0	8	0	I.Barnes	3	0	0	0	0	T.Falco	2	1	8	8.0	8	0					
A.Sherman	1	1	2	2.0	2	0	A.Williams	2	0	0	0	0	A.Sherman	1	1	2	2.0	2	0					
K.Davis	1	0	0	0.0	0	0	G.Davis	1	0	0	0	0	K.Davis	1	0	0	0.0	0	0					
D.Harris	1	0	0	0.0	0	0	Total	37	22	269	12.2	23	2	D.Harris	1	0	0	0.0	0	0				
Total	28	21	264	1/2	2	42	Total	37	22	269	12.2	23	2											
INTERCEPTIONS	NO	YDS	AVG	LG	TD	INTERCEPTIONS	NO	YDS	AVG	LG	TD													
M.Peters	1	16	16.0	16	0	J.Jadda	1	90	90.0	90	1	M.Peters	1	16	16.0	16	0							
D.Sorenson	1	0	0.0	0	0	Total	1	90	90.0	90	1	D.Sorenson	1	0	0.0	0	0							
Total	2	16	8.0	16	0	Total	1	90	90.0	90	1													
PUNTING	NO	YDS	AVG	NET	TB	INCO	PUNTING	NO	YDS	AVG	NET	TB	INCO	PUNTING	NO	YDS	AVG	NET	TB	INCO				
D.Colegatt	1	44	44.0	44.0	0	1	44	D.Jordan	1	49	49.0	-63.0	0	49	D.Colegatt	1	44	44.0	44.0	0	1			
Total	1	44	44.0	44.0	0	1	44	Total	1	49	49.0	-63.0	0	49										
PUNT RETURNS	NO	YDS	AVG	FC	LG	TD	PUNT RETURNS	NO	YDS	AVG	FC	LG	TD											
T.Hill	1	95	95.0	0	95	1	[DOWNED]	1	0	0.0	0	0	0	T.Hill	1	95	95.0	0	95	1				
Total	1	95	95.0	0	95	1	Total	1	0	0.0	0	0	0											
KICKOFF RETURNS	NO	YDS	AVG	FC	LG	TD	KICKOFF RETURNS	NO	YDS	AVG	FC	LG	TD											
D.Thomas	2	41	20.5	0	34	0	[TOUCHBACK]	3	0	0.0	0	0	0	D.Thomas	2	41	20.5	0	34	0				
[OUT OF BOUNDS]	1	0	0.0	0	0	0	[TOUCHBACK]	3	0	0.0	0	0	0											
[TOUCHBACK]	1	0	0.0	0	0	0	Total	4	87	21.8	0	30	0											
Total	2	61	30.5	0	34	0	Total	4	87	21.8	0	30	0											

Kansas City Chiefs

FUMBLES	FUM	LOST	OWN-REC	YDS	TD	FORCED	OPP-REC	YDS	TD	OUT-80S
Total	0	0	0	0	0	0	0	0	0	0

San Diego Chargers

FUMBLES	FUM	LOST	OWN-REC	YDS	TD	FORCED	OPP-REC	YDS	TD	OUT-80S
Total	0	0	0	0	0	0	0	0	0	0

TRAINING CAMP

The Costa Mesa City Council gave unanimous approval on March 21, 2017 to enter into a 10-year use agreement with the Los Angeles Chargers to practice at the Jack Hammett Sports Complex during the NFL team's training camp this summer.

Gates to Jack Hammett Sports Complex will open one hour before the start of each practice session. Official parking is available at the OC Fair and Events Center at the Gate 3 parking lot off Fairview Drive for \$10. Parking is valid for the entire day should fans want to attend the OC Fair following practice. There will also be a dedicated location for rideshare service drop-off and pick-up adjacent to Jack Hammett Sports Complex.

TRAINING CAMP INFORMATION

2750 Fairview Rd, Costa Mesa, CA 92626
Phone: (714) 754-5000

Public Relations Contacts

Josh Rupprecht Vice President, Public Relations
Skip Powers Senior Manager, Football Public Relations
Jennifer Rojas Senior Manager, Corporate Communications
Jamaal LaFrance Manager, Public Relations
Brock Anderson Coordinator, Public Relations
Vernon Dennis Coordinator, Public Relations

Dates

July 30 First practice (Full Squad)

Cutdown

Sept. 2 53 players

Former Sites

Chargers Park, San Diego 2005-16
The Home Depot Center, California State University-
Dominguez Hills, Carson 2003-04
University of California-San Diego, La Jolla 1976-02
United States International University, San Diego 1974-75
University of California-Irvine, Irvine 1969-73
Travelodge, Escondido 1964-68
Rough Acres Ranch, Boulevard 1963
University of San Diego 1961-62
Chapman College, Orange 1960

Training Camp Details

Fans may bring their own food, water and soft drinks, however any alcoholic beverages may not be brought into Jack Hammett Sports Complex at any time. Smoking is not allowed at Chargers Training Camp. For those wishing to purchase food or beverage, there will be food trucks serving concessions with various offerings.

Fans are welcome to bring personal cameras and cell phones, but video cameras and telephoto lenses longer than six inches (detachable or non-detachable) are not allowed. Other items not permitted at Jack Hammett Sports Complex include: pets (other than service animals), weapons of any kind, water guns, fireworks, frisbees, sports balls, beach balls or other inflatable objects, laser pointers, flammable objects, musical instruments or noise-making devices.





RECORDS

INDIVIDUAL RECORDS

POINTS

Most, Career
 1,076 John Carney, 1990-00
 918 LaDainian Tomlinson, 2001-09
 889 Nate Kaeding, 2004-12

Most, Season
 186 LaDainian Tomlinson, 2006
 146 Nate Kaeding, 2009
 144 Nick Novak, 2013

Most, Season, Rookie
 114 Nate Kaeding, 2004
 106 Josh Lambo, 2015
 Dennis ParTEE, 1968
 94 Herb Travenio, 1965

Most, Game
 30 Kellen Winslow at Oak., Nov. 22, 1981
 24 (9x) Last: D. Woodhead vs. Mia., Dec. 20, 2015
 19 Greg Davis at Oak., Oct. 5, 1997

TOUCHDOWNS

Most Seasons Leading League
 3 Lance Alworth, 1964, 1965, 1966
 1 LaDainian Tomlinson, 2006

Most, Career
 153 LaDainian Tomlinson, 2001-09
 111 Antonio Gates, 2003-16
 83 Lance Alworth, 1962-70

Most, Season
 31 LaDainian Tomlinson, 2006
 20 LaDainian Tomlinson, 2005
 19 Chuck Muncie, 1981

Most, Game
 5 Kellen Winslow at Oak., Nov. 22, 1981
 4 (9x) Last: D. Woodhead vs. Mia., Dec. 20, 2015
 3 (40x) Last: M. Gordon at Atl., Oct. 26, 2016

Most Consecutive Games
 18 LaDainian Tomlinson, 2004-05
 10 LaDainian Tomlinson, 2006
 9 Antonio Gates, 2009-10
 Natrone Means, 1993-94
 Lance Alworth, 1963

POINTS AFTER TOUCHDOWN

Most, Career
 349 Nate Kaeding, 2004-12
 328 Rolf Benirschke, 1977-86
 293 John Carney, 1990-00

Most, Season
 58 Nate Kaeding, 2006
 55 Rolf Benirschke, 1981
 54 Nate Kaeding, 2004

Most, Game
 7 (6x) Last: Nate Kaeding vs. Den., Dec. 28, 2008
 6 (27x) Last: N. Kaeding at Ten., Dec. 25, 2009
 5 (51x) Last: J. Lambo vs. Jax., Sept. 10, 2016

Most Consecutive
 250 Nate Kaeding, 2004-09
 128 Nick Novak, 2011-14
 87 Rolf Benirschke, 1983-86

Most Attempts, Career
 352 Rolf Benirschke, 1977-86
 351 Nate Kaeding, 2004-12
 298 John Carney, 1990-00

Most Attempts, Season
 61 Rolf Benirschke, 1981
 58 Nate Kaeding, 2006
 55 Nate Kaeding, 2004
 Bob Thomas, 1985

Most Attempts, Game
 8 Rolf Benirschke at Oak., Nov. 22, 1981
 7 (6x) Last: N. Kaeding vs. Den., Dec. 28, 2008
 6 (36x) Last: N. Kaeding at Ten., Dec. 25, 2009

TWO-POINT CONVERSIONS

Most, Career
 3 Ronnie Harmon, 1990-95
 2 Ladarius Green, 2012-15
 Legedu Naanee, 2007-10
 Dave Kocourek, 1960-65
 1 (17x) Last: Curtis Brinkley, 2011

Most, Season
 3 Ronnie Harmon, 1994
 2 Ladarius Green, 2015
 1 (21x) Last: Mike Tolbert, 2010

Most, Game
 2 Ladarius Green vs. Oak., Oct. 25, 2015
 1 (24x) Last: C. Brinkley at K.C., Oct. 31, 2011

FIELD GOALS

Most, Career
 261 John Carney, 1990-00
 180 Nate Kaeding, 2004-12
 146 Rolf Benirschke, 1977-86

Most, Season
 34 Nick Novak, 2013
 John Carney, 1994
 32 Nate Kaeding, 2009
 31 John Carney, 1993, 1999

Most, Game
 6 (3x) Last: G. Davis at Oak., Oct. 5, 1997
 5 (11x) Last: N. Kaeding at Oak., Sept. 10, 2012
 4 (32x) Last: J. Lambo at Atl., Oct. 23, 2016

Most, Game, No Misses
 6 (3x) Last: G. Davis at Oak., Oct. 5, 1997
 5 (10x) Last: N. Kaeding at Oak., Sept. 10, 2012
 4 (23x) Last: J. Lambo at Atl., Oct. 23, 2016

Highest Percentage, Career (min. 100 att.)
 87.0 Nate Kaeding, 2004-12 (180 of 207)
 86.3 Nick Novak, 2011-14 (101 of 117)
 81.6 John Carney, 1990-00 (261 of 320)

Highest Percentage, Season (min. 14 att.)
 91.9 Nick Novak, 2013 (34 of 37)
 91.4 Nate Kaeding, 2009 (32 of 35)
 90.5 John Carney, 1990 (19 of 21)

Most Consecutive
 32 Nick Novak, 2013-14
 29 John Carney, 1992-93
 22 Nate Kaeding, 2009-10

Most Attempts, Career
 320 John Carney, 1990-00
 208 Rolf Benirschke, 1977-86
 207 Nate Kaeding, 2004-12

Most Attempts, Season
 40 John Carney, 1993
 38 John Carney, 1994
 37 Nick Novak, 2013

Most Attempts, Game
 7 D. Van Raaphorst at N.Y. Jets, Oct. 8, 1966
 6 (6x) Last: S. Christie vs. Den., Dec. 1, 2002
 5 (24x) Last: N. Kaeding at Oak., Sept. 10, 2012

Longest
 57 Nate Kaeding at T.B., Dec. 21, 2008
 55 Nate Kaeding vs. K.C., Nov. 29, 2009
 54 (5x) Last: J. Lambo vs. Pit., Oct. 12, 2015

RUSHING YARDS

Most Seasons Leading League
 2 LaDainian Tomlinson, 2006, 2007
 1 Dick Post, 1968
 Paul Lowe, 1965

Most, Career
 12,490 LaDainian Tomlinson, 2001-09
 4,972 Paul Lowe, 1960-68
 4,297 Marion Butts, 1989-93

Most, Season
 1,815 LaDainian Tomlinson, 2006
 1,683 LaDainian Tomlinson, 2002
 1,645 LaDainian Tomlinson, 2003

Most, Game
 243 L. Tomlinson vs. Oak., Dec. 28, 2003
 220 L. Tomlinson vs. Den., Dec. 1, 2002
 217 L. Tomlinson vs. N.E., Sept. 29, 2002
 Gary Anderson vs. K.C., Dec. 18, 1988

Longest Run
 87f Paul Lowe at Dal., Sept. 10, 1961
 86f Keith Lincoln at Oak., Sept. 30, 1962
 85f L. Tomlinson vs. K.C., Dec. 17, 2006

RUSHING TOUCHDOWNS

Most Seasons Leading League
 3 LaDainian Tomlinson, 2004, '06-'07

Most, Career
 138 LaDainian Tomlinson, 2001-09
 43 Chuck Muncie, 1980-84
 38 Paul Lowe, 1960-67

Most, Season
 28 LaDainian Tomlinson, 2006
 19 Chuck Muncie, 1981
 18 LaDainian Tomlinson, 2005

Most, Game
 4 LaDainian Tomlinson vs. Oak., Oct. 14, 2007
 L. Tomlinson at Cin., Nov. 12, 2006
 L. Tomlinson at S.F., Oct. 15, 2006
 Chuck Muncie vs. Den., Nov. 29, 1981
 Clarence Williams vs. Buf., Sept. 16, 1979
 3 (21x), Last: R. Mathews at Den., Jan. 2, 2011
 2 (113x) Last: M. Gordon at Atl., Oct. 23, 2016

RUSHING AVERAGE

Highest, Career (minimum 500 att.)
 4.90 Paul Lowe, 1960-68
 4.71 Keith Lincoln, 1961-66, 68
 4.43 Dick Post, 1967-70

Highest, Season (minimum 100 att.)
 6.45 Keith Lincoln, 1963
 6.29 Paul Lowe, 1960
 5.71 Paul Lowe, 1963

Highest, Game (minimum 10 att.)
 14.7 Michael Turner at Den., Oct. 7, 2007
 13.8 Keith Lincoln at Oak., Sept. 30, 1962
 12.7 Keith Lincoln at K.C., Oct. 20, 1963

RUSHING ATTEMPTS

Most Seasons Leading League
 1 Paul Lowe, 1965

Most, Career
 2,880 LaDainian Tomlinson, 2001-09
 1,031 Marion Butts, 1989-93
 1,015 Paul Lowe, 1960-68

Most, Season
 372 LaDainian Tomlinson, 2002
 348 LaDainian Tomlinson, 2006
 343 Natrone Means, 1994

Most, Game
 39 LaDainian Tomlinson at Oak., Oct. 20, 2002
 Marion Butts at K.C., Dec. 17, 1989
 37 (3x) Last: L. Tomlinson at Oak., Nov. 21, 2004
 36 L. Tomlinson vs. Was., Sept. 9, 2001
 Gary Brown at Oak., Oct. 5, 1997

PASS ATTEMPTS

Most Seasons Leading League
 1 Philip Rivers, 2015

Most, Career
 5,917 Philip Rivers, 2004-16
 5,604 Dan Fouts, 1973-87
 3,640 John Hadl, 1962-72

Most, Season
 661 Philip Rivers, 2015
 609 Dan Fouts, 1981
 589 Dan Fouts, 1980

Most, Game
 65 Philip Rivers at G.B., Oct. 18, 2015
 58 Philip Rivers vs. Oak., Oct. 25, 2015
 Mark Herrmann at K.C., Dec. 22, 1985
 56 Dan Fouts vs. Mia., Nov. 18, 1984 (OT)

PASS COMPLETIONS

Most Seasons Leading League
 1 Philip Rivers, 2015

Most, Career
 3,811 Philip Rivers, 2004-16
 3,297 Dan Fouts, 1973-1987
 1,824 John Hadl, 1962-1972

Most, Season
 437 Philip Rivers, 2015
 379 Philip Rivers, 2014
 378 Philip Rivers, 2013

Most, Game
 43 Philip Rivers at G.B., Oct. 18, 2015
 38 Philip Rivers vs. Oak., Oct. 25, 2015
 37 Mark Herrmann at K.C., Dec. 22, 1985
 Dan Fouts vs. Mia., Nov. 18, 1984 (OT)

Most Consecutive

22 Philip Rivers vs. Det., Sept. 13, 2015 and at Cin., Sept. 20, 2015
 16 Philip Rivers vs. Ind., Oct. 14, 2013 and at Jax., Oct. 20, 2013
 15 Philip Rivers at G.B., Sept. 23, 2007
 Dan Fouts at Cle., Sept. 7, 1981

COMPLETION PERCENTAGE

Most Seasons Leading League

1 Philip Rivers, 2013

Highest, Career (minimum 500 att.)

64.4 Philip Rivers, 2004-16
62.2 Drew Brees, 2001-05
58.8 Dan Fouts, 1973-87
Highest, Season (minimum 140 att.)
69.5 Philip Rivers, 2013
66.5 Philip Rivers, 2014
66.1 Philip Rivers, 2015

Highest, Game (minimum 20 att.)

90.0 Philip Rivers vs. K.C., Nov. 1, 2012 (18 of 20)
88.0 Drew Brees vs. Oak., Oct. 31, 2004 (12 of 25)
86.4 Drew Brees vs. N.Y. Giants, Sept. 25, 2005 (19 of 22)

PASSING YARDS

Most Seasons Leading League

4 Dan Fouts, 1979, 1980, 1981, 1982
3 John Hadl, 1965, 1968, 1971
1 Philip Rivers, 2010

Most, Career

45,833 Philip Rivers, 2004-16
43,040 Dan Fouts, 1973-87
26,938 John Hadl, 1962-72

Most, Season

4,802 Dan Fouts, 1981
4,792 Philip Rivers, 2015
4,715 Dan Fouts, 1980

Most, Game

503 Philip Rivers at G.B., Oct. 18, 2015
455 Philip Rivers at Sea, Sept. 26, 2010
444 Dan Fouts at S.F., Dec. 11, 1982
Dan Fouts vs. N.Y. Giants, Oct. 19, 1980

Most Games 300 Yards or More, Career

51 Philip Rivers, 2004-16
Dan Fouts, 1973-87
16 John Hadl, 1962-72

Most Games 300 Yards or More, Season

8 Philip Rivers, 2015
Dan Fouts, 1980
7 Dan Fouts, 1981, 1985
6 Philip Rivers, 2016, 2012, 2011, 2010
Dan Fouts, 1979

Most Consecutive Games, 300 Yards or More

5 Philip Rivers, 2015
4 Dan Fouts, 1980-81, 1979
3 Philip Rivers, 2016, 2010-11
Dan Fouts, 1985, 1980
John Hadl, 1967

Most Games 400 Yards or More, Career

8 Philip Rivers, 2004-16
6 Dan Fouts, 1973-87
1 Jim Harbaugh, 1999-00

Longest Completion

99t Stan Humphries at Sea, Sept. 18, 1994
91t Jack Kemp at Den., Nov. 12, 1961
88t Ed Luther vs. Chi., Dec. 3, 1984

TOUCHDOWN PASSES

Most Seasons Leading League

2 John Hadl, 1968, 1971
Dan Fouts, 1981, 1982
1 Philip Rivers, 2008 (tied with Drew Brees)

Most, Career

314 Philip Rivers, 2004-16
254 Dan Fouts, 1973-87
201 John Hadl, 1962-72

Most, Season

34 Philip Rivers, 2008
33 Philip Rivers, 2016
Dan Fouts, 1981
32 Philip Rivers, 2013

Most, Game

6 Dan Fouts at Oak., Nov. 22, 1981
5 (4x) Last: Drew Brees vs. Oak., Oct. 31, 2004
4 (28x) Last: Philip Rivers at Oak., Oct. 9, 2016

Most Consecutive Games

28 Philip Rivers, 2012-14
23 Philip Rivers, 2009-10
20 Dan Fouts, 1979-80

INTERCEPTIONS THROWN

Most Seasons Leading League

1 Philip Rivers, 2016
John Hadl, 1968

Most, Career

242 Dan Fouts, 1973-87
211 John Hadl, 1962-72
156 Philip Rivers, 2004-16

Most, Season

32 John Hadl, 1968
26 John Hadl, 1972
25 John Hadl, 1971
Jack Kemp, 1960

Most, Game

6 Ed Luther vs. Was., Oct. 31, 1983
John Hadl vs. K.C., Dec. 8, 1968
5 (9x) Last: C. Whelihan at Sea, Dec. 13, 1998
4 (32x) Last: P. Rivers vs. Mia., Nov. 13, 2016

Fewest, Season (minimum 150 att.)

3 Ed Luther, 1984 (151 att.)
4 Doug Flutie, 2003 (167 att.)
John Friesz, 1993 (238 att.)
6 Stan Humphries, 1997 (225 att.)

Most Consecutive Attempts, None Intercepted

194 Drew Brees, Oct. 17-Dec. 5, 2004
170 Philip Rivers, Nov. 27-Dec. 24
168 Dan Fouts, Sept. 27-Oct. 25, 1981

Lowest Percentage, Season (minimum 150 att.)

1.7 John Friesz, 1993
1.8 Drew Brees, 2004
1.9 Philip Rivers, 2009

PASSER RATING

Most Seasons Leading League

1 Philip Rivers, 2008
Highest, Career (minimum 500 att.)
94.7 Philip Rivers, 2004-16
84.9 Drew Brees, 2001-05
80.2 Dan Fouts, 1973-87
Highest, Season (minimum 300 att.)
105.5 Philip Rivers, 2013, 2008
104.8 Drew Brees, 2004
104.4 Philip Rivers, 2009

Highest, Game (minimum 20 att.)

157.1 Dan Fouts at Cle., Sept. 7, 1981
153.1 Drew Brees vs. Oak., Oct. 31, 2004
150.5 Philip Rivers vs. S.F., Dec. 16, 2010

RECEIVING YARDS

Most Seasons Leading League

3 Lance Alworth, 1965, 1966, 1969

Most, Career

11,192 Antonio Gates, 2003-16
9,584 Lance Alworth, 1962-70
9,203 Charlie Joiner, 1976-86

Most, Season

1,602 Lance Alworth, 1965
1,383 Lance Alworth, 1966
1,340 John Jefferson, 1980

Most, Game

260 Wes Chandler vs. Cin., Dec. 20, 1982
243 Wes Chandler vs. Sea., Sept. 15, 1985
232 Lance Alworth at K.C., Oct. 20, 1963
Average per Catch, Career (minimum 250 rec.)
19.4 Lance Alworth, 1962-70
18.6 Gary Garrison, 1966-76
17.5 Vincent Jackson, 2005-11

Average per Catch, Season (minimum 35 rec.)

23.2 Lance Alworth, 1965
22.9 Gary Garrison, 1970
21.2 Gary Garrison, 1968, 1971

Longest Reception

99t Tony Martin at Sea, Sept. 18, 1994
91t Keith Lincoln at Den., Nov. 12, 1961
88t Bobby Duckworth at Chi., Dec. 3, 1984

RECEPTIONS

Most Seasons Leading League

3 Lance Alworth, 1966, 1968, 1969
2 Kellen Winslow, 1980, 1981

Most, Career

897 Antonio Gates, 2003-16
586 Charlie Joiner, 1976-86
541 Kellen Winslow, 1979-87

Most, Season

100 LaDainian Tomlinson, 2003
90 Tony Martin, 1995
89 Antonio Gates, 2005
Kellen Winslow, 1980

Most, Game

15 Keenan Allen vs. Det., Sept. 13, 2015
Kellen Winslow at G.B., Oct. 7, 1984
14 Keenan Allen at G.B., Oct. 18, 2015
David Boston at Jax., Oct. 5, 2003
Kellen Winslow vs. K.C., Dec. 11, 1983
13 (6x) Last: A. Gates vs. Mia., Dec. 11, 2005

Most Consecutive Games With a Catch

96 Lance Alworth, 1962-69
80 Antonio Gates, 2003-08
78 Charlie Joiner, 1978-84

RECEIVING TOUCHDOWNS

Most Seasons Leading League

3 Lance Alworth, 1964, 1965, 1966

Most, Career

111 Antonio Gates, 2003-16
81 Lance Alworth, 1962-70
58 Gary Garrison, 1966-76

Most, Season

14 Tony Martin, 1996
Lance Alworth, 1965
13 (5x) Last: Antonio Gates, 2004
12 Antonio Gates, 2014
Gary Garrison, 1970

Most, Game

5 K. Winslow at Oak., Nov. 22, 1981
4 Lance Alworth at Den., Dec. 1, 1968
3 (14x) Last: D. Woodhead vs. Mia., Dec. 20, 2015

Most Consecutive Games

9 Antonio Gates, 2009-10
Lance Alworth, 1963
6 John Jefferson, 1980
Lance Alworth, 1964, 1967
5 Lance Alworth, 1965-66

SCRIMMAGE YARDS

Most, Career

16,445 LaDainian Tomlinson, 2001-09
11,192 Antonio Gates, 2003-16
9,721 Lance Alworth, 1962-70

Most, Season

2,370 LaDainian Tomlinson, 2003
2,323 LaDainian Tomlinson, 2006
2,172 LaDainian Tomlinson, 2002

Most, Game

271 L. Tomlinson vs. Den., Dec. 1, 2002
261 Melvin Gordon vs. Ten., Nov. 6, 2013
260 L. Tomlinson vs. Oak., Dec. 28, 2003
Wes Chandler vs. Cin., Dec. 20, 1982

INTERCEPTIONS BY

Most Seasons Leading League

1 Casey Hayward, 2016
Antonio Cromartie, 2007

Most, Career

42 Gill Byrd, 1983-92
29 Dick Harris, 1960-65
26 Rodney Harrison, 1994-02

Most, Season

10 Antonio Cromartie, 2007
9 Charlie McNeil, 1961
8 (4x) Last: Ryan McNeil, 2001

Most, Game

3 A. Cromartie vs. Ind., Nov. 11, 2007
Dwayne Harper vs. Oak., Nov. 27, 1995
Pete Shaw at Cin., Nov. 2, 1980
Clarence Duren at Mia., Oct. 30, 1977
Chris Fletcher at Den., Nov. 30, 1975
J. Beauchamp vs. Den., Sept. 24, 1972
Leslie Duncan at Oak., Sept. 25, 1966
Bud Whitehead at Buf., Oct. 10, 1965
Dick Harris at Buf., Nov. 17, 1963
Charlie McNeil vs. Hou., Sept. 24, 1961
C. McNeil vs. N.Y. Titans, Dec. 18, 1960
2 (82x) Last: C. Hayward vs. Jax., Sept. 18, 2016
1 (927x) Last: J. Addae vs. K.C., Jan. 1, 2017

Most Consecutive Games

5 Charlie McNeil, 1961
4 (4x) Last: Greg Jackson, 1998
3 (18x) Last: Stephen Cooper, 2008

INTERCEPTION RETURN YARDS

Most Seasons Leading League

1 Charlie McNeil, 1961

Most, Career

546 Gill Byrd, 1983-92
502 Charlie McNeil, 1960-64
477 Kenny Graham, 1964-69

Most, Season

349 Charlie McNeil, 1961
224 Stanley Richard, 1994
166 Vencie Glenn, 1987

Continued next page

Individual Records, cont.

Most, Game

- 177 Charlie McNeil vs. Hou., Sept. 24, 1961
- 106 Woodrow Lowe vs. Pit., Nov. 18, 1979
- 103 Vencie Glenn vs. Den., Nov. 29, 1987

Longest Return

- 103t Vencie Glenn vs. Den., Nov. 29, 1987
- 102t Donald Frank at L.A. Raiders, Oct. 31, 1993
- 100t Leslie Duncan vs. K.C., Oct. 15, 1967

INTERCEPTION RETURN TOUCHDOWNS

Most, Career

- 5 Kenny Graham, 1964-69
- Dick Harris, 1960-65
- 4 Woodrow Lowe, 1976-86
- 3 Eric Weddle, 2007-15
- Joe Beauchamp, 1966-75

Most, Season

- 3 Dick Harris, 1961
- 2 (9x) Last: Demorris Williams, 2012
- 1 (71x) Last: J. Addae, B. Flowers, C Hayward, 2016

Most, Game

- 1 (92x) Last: J. Addae vs. K.C. Jan. 1, 2017

SACKS

Most Seasons Leading League

- 1 Shawne Merriman, 2006

Most, Career

- 105.5 Leslie O'Neal, 1986-95
- 69.5 Shaun Phillips, 2004-12
- 67.0 Gary Johnson, 1975-84

Most, Season

- 17.5 Gary Johnson, 1980
- 17.0 S. Merriman, 2006
- Leslie O'Neal, 1992
- Steve DeLong, 1969

15.5 Fred Dean, 1978

Most, Game (since 1982)

- 5 Leslie O'Neal vs. Dal., Nov. 16, 1986
- 4 (5x) Last: A. Barnes vs. Bal., Dec. 18, 2011
- 3.5 (3x) Last: K. Reyes at N.Y. Jets, Dec. 23, 2012

PUNTS

Most, Career

- 771 Darren Bennett, 1995-03
- 756 Mike Scifres, 2003-15
- 519 Dennis Partee, 1968-75

Most, Season

- 95 Darren Bennett, 1998
- 92 Darren Bennett, 2000
- 89 Darren Bennett, 1997, 1999

Most, Game

- 11 (5x) Last: D. Bennett at Oak, Oct. 11, 1998
- 10 (9x) Last: M. Scifres at Sea, Dec. 24, 2006
- 9 (12x) Last: M. Scifres vs. Oak, Nov. 16, 2014

PUNT YARDS

Most, Career

- 34,152 Mike Scifres, 2003-15
- 33,776 Darren Bennett, 1995-03
- 21,417 Dennis Partee, 1968-75

Most, Season

- 4,248 Darren Bennett, 2000
- 4,174 Darren Bennett, 1998
- 3,972 Darren Bennett, 1997

Most, Game

- 522 Darren Bennett at Oak, Oct. 11, 1998
- 493 Mike Scifres at Den., Nov. 18, 2012
- 492 Dennis Partee at K.C., Nov. 10, 1974

Longest Punt

- 82 Paul Maguire vs. Dal., Nov. 19, 1961
- 73 Dennis Partee at Den., Oct. 17, 1971
- 72 Mike Scifres at Buf., Sept. 21, 2014

PUNTING AVERAGE

Highest, Career (minimum 100 att.)

- 45.2 Mike Scifres, 2003-15
- 43.8 Darren Bennett, 1995-03
- 42.9 Rafł Mojsiejenko, 1985-88

Highest, Season (minimum 50 att.)

- 48.3 Mike Scifres, 2012
- 46.7 Mike Scifres, 2010
- 46.3 Drew Kaser, 2016

Highest, Game (minimum 4 att.)

- 59.5 Mike Scifres at St. L., Oct. 17, 2010
- Darren Bennett at Pit., Oct. 1, 1995
- 57.0 Drew Kaser at Den., Oct. 30, 2016
- Mike Scifres vs. K.C., Oct. 19, 2014
- Darren Bennett at K.C., Sept. 17, 2000
- Darren Bennett at Den., Oct. 6, 1996

PUNT RETURN YARDS

Most Seasons Leading League

- 1 Leslie "Speedy" Duncan, 1965

Most, Career

- 2,388 Mike Fuller, 1975-80
- 1,651 Leslie "Speedy" Duncan, 1964-70
- 1,407 Darrien Gordon, 1983-96

Most, Season

- 537 Darrien Gordon, 1996
- 489 Eric Metcalf, 1997
- 475 Darrien Gordon, 1994

Most, Game

- 168 Eric Metcalf at Cin., Nov. 2, 1997
- 136 Mike Fuller at Buf., Nov. 21, 1976
- 133 Andre Coleman at Phi., Sept. 17, 1995

Longest Return

- 95t L. Duncan vs. N.Y. Jets, Nov. 24, 1968
- 90t D. Gordon at L.A. Raiders, Sept. 25, 1994
- 88t A. Coleman at Phi., Sept. 17, 1995
- Mike Fuller at N.O., Oct. 9, 1977

PUNT RETURN AVERAGE

Most Seasons Leading League

- 2 Leslie "Speedy" Duncan, 1965, 1966

Highest, Career (minimum 50 ret.)

- 13.7 Darrien Gordon, 1993-96
- 12.0 Leslie "Speedy" Duncan, 1964-70
- 11.3 Mike Fuller, 1975-80

Highest, Season (minimum 20 ret.)

- 15.5 Leslie "Speedy" Duncan, 1965
- 14.9 Darrien Gordon, 1996
- 13.2 (4x), Last: Darrien Gordon, 1994

PUNT RETURN TOUCHDOWNS

Most, Career

- 4 Leslie "Speedy" Duncan, 1964-70
- 3 Eric Metcalf, 1997
- Darrien Gordon, 1993-96

2 (4x) Last: Darren Sproles, 2005-10

Most, Season

- 3 Eric Metcalf, 1997
- 2 (3x) Last: Darrien Gordon, 1994
- 1 (15x) Last: Micheal Spurlock, 2012

Most, Game

- 2 Eric Metcalf at Cin., Nov. 2, 1997
- 1 (22x) Last: M. Spurlock at N.Y. Jets, Dec. 23, 2012

PUNT RETURNS

Most Seasons Leading League

- 1 Leslie Duncan, 1965

Most, Career

- 212 Mike Fuller, 1975-80
- 138 Leslie "Speedy" Duncan, 1964-70
- 124 Lionel James, 1984-88

Most, Season

- 46 Mike Fuller, 1979
- 45 Eric Metcalf, 1997
- 39 Mike Fuller, 1978

Most, Game

- 8 (4x) Last: L. Johnson at Det., Dec. 7, 2003
- 7 (4x) Last: M. Fuller at Hou., Dec. 17, 1978
- 6 (9x) Last: J. Herndon vs. Mia., Dec. 20, 2015

Most Fair Catches, Season

- 24 Kenny Graham, 1969
- 19 Chris Penn, 1999
- Darrien Gordon, 1994
- 18 Kitrick Taylor, 1991

Most Fair Catches, Game

- 6 Phil McConkey at K.C., Dec. 17, 1989
- 5 Jeff Graham at Oak., Sept. 3, 2000
- Kenny Graham vs. Cin., Oct. 4, 1969
- 4 (10x), Last: J. Jones vs. Pit., Oct. 12, 2015

KICKOFF RETURN YARDS

Most, Career

- 6,469 Darren Sproles, 2005-10
- 3,997 Ronney Jenkins, 2000-02
- 3,914 Andre Coleman, 1994-96

Most, Season

- 1,541 Ronney Jenkins, 2001
- 1,531 Ronney Jenkins, 2000
- 1,528 Darren Sproles, 2005

Most, Game

- 250 Ronney Jenkins, at Oak., Nov. 18, 2001
- 221 Ronney Jenkins vs. N.O., Sept. 10, 2000
- 215 Richard Goodman at Oak., Jan. 1, 2012

Longest Return

- 105t Richard Goodman at Oak., Jan. 1, 2012
- 103t Darren Sproles at Den., Sept. 14, 2008
- Keith Lincoln vs. N.Y. Titans, Sept. 16, 1962
- 99t Micheal Spurlock vs. Oak., Dec. 30, 2012

KICKOFF RETURN AVERAGE

Highest, Career (minimum 75 ret.)

- 25.3 Leslie "Speedy" Duncan, 1964-70
- 25.1 Darren Sproles, 2005-10
- 24.2 Ronney Jenkins, 2000-02

Highest, Season (minimum 10 ret.)

- 29.7 Antonio Cromartie, 2006
- 28.6 Keith Lincoln, 1962
- 28.0 Leslie "Speedy" Duncan, 1969

KICKOFF RETURN TOUCHDOWNS

Most, Career

- 4 Andre Coleman, 1994-96
- 3 Ronney Jenkins, 2000-02
- 2 Darren Sproles, 2005-08
- Anthony Miller, 1988-93

Most, Season

- 2 (3x) Last: Ronney Jenkins, 2001
- 1 (13x) Last: Micheal Spurlock, 2012

Most, Game

- 1 (19x) Last: M. Spurlock vs. Oak., Dec. 30, 2012

KICKOFF RETURNS

Most, Career

- 258 Darren Sproles, 2005-10
- 166 Andre Coleman, 1994-96
- 165 Ronney Jenkins, 2000-02

Most, Season

- 67 Ronney Jenkins, 2000
- 63 Darren Sproles, 2005
- 62 Andre Coleman, 1995

Most, Game

- 8 (5x) Last: D. Sproles at N.O. (at London), Oct. 26, 2008
- 7 (13x) Last: D. Sproles vs. Den., Oct. 19, 2009
- 6 (36x) Last: R. Goodman at Oak., Jan. 1, 2012

COMBINED KICKOFF AND PUNT RETURN YARDS

Most, Career

- 7,404 Darren Sproles, 2005-10
- 5,037 Leslie "Speedy" Duncan, 1964-70
- 4,240 Andre Coleman, 1994-96

Most, Season

- 1,737 Andre Coleman, 1995
- 1,636 Darren Sproles, 2005
- 1,625 Darren Sproles, 2008

COMBINED KICKOFF AND PUNT RETURNS

Most, Career

- 372 Darren Sproles, 2005-10
- 289 Mike Fuller, 1975-80
- 272 Leslie "Speedy" Duncan, 1964-70

Most, Season

- 90 Andre Coleman, 1995
- 81 Darren Sproles, 2005
- 80 Darren Sproles, 2009

SERVICE

Most Seasons, Active Player

- 17 David Binn, 1994-10
- 15 Dan Fouts, 1973-87
- Russ Washington, 1968-82
- 14 Antonio Gates, 2003-16
- Don Macek, 1976-89
- Doug Wilkerson, 1971-84

Most, Games

- 256 David Binn, 1994-10
- 204 Antonio Gates, 2003-16
- 200 Junior Seau, 1990-02
- Russ Washington, 1968-82

Most Consecutive Games

- 179 David Binn, 1994-10
- 178 Russ Washington, 1968-80
- 177 Philip Rivers, 2005-16

Most Consecutive Starts

- 176 Philip Rivers, 2006-16
- 148 Russ Washington, 1970-80
- 140 Walt Sweeney, 1964-73

TEAM RECORDS

GAMES WON

Most, Season
14 2006
13 2009
12 1961, 1979, 2004
Fewest, Season
1 2000
2 1973, 1975
4 1962, 1972, 1986, 1991, 1997, 2003, 2015

Most Consecutive
15 Nov. 27, 1960–Dec. 3, 1961
11 Oct. 25, 2009–Jan. 3, 2010
Oct. 29, 2006–Sept. 9, 2007
8 (4x) Last: Oct. 24–Dec. 19, 2004

Most Consecutive at Home
10 Nov. 5, 1978–Nov. 25, 1979
9 Sept. 17, 2006–Sept. 9, 2007
Nov. 27, 1960–Dec. 9, 1961
8 Oct. 4, 1992–Sept. 19, 1993

Most Consecutive on Road
11 Oct. 2, 1960–Nov. 12, 1961
6 Oct. 25, 2009–Dec. 25, 2009
Nov. 4, 1979–Sept. 28, 1980
5 Jan. 2, 1994–Oct. 16, 1994

Most Consecutive at Start of Season
11 1961
6 1994
4 1966, 1980, 2002

GAMES LOST

Most, Season
15 2000
12 1975, 1986, 1991, 1997, 2003, 2015
11 1973, 1998, 2001, 2016

Fewest, Season
2 1961, 1965, 2006
3 2009, 1963, 1982†
4 1960, 1979, 2004

Most Consecutive
11 Sept. 3, 2000–Nov. 19, 2000
Sept. 21, 1975–Nov. 30, 1975
9 Dec. 8, 2002–Oct. 5, 2003
Nov. 4, 2001–Dec. 30, 2001
8 (4x) Last: Nov. 2, 1997–Dec. 21, 1997

Most Consecutive at Home
6 Sept. 21, 1975–Nov. 16, 1975
Nov. 25, 1973–Oct. 27, 1974
5 (5x) Last: Oct. 12, 2015–Dec. 6, 2015
4 (4x) Last: Nov. 13, 2016–current

Most Consecutive on Road
11 Oct. 6, 1985–Oct. 26, 1986
8 (3x) Last: Sept. 3, 2000–Dec. 17, 2000
7 Nov. 10, 2002–Oct. 5, 2003
Sept. 20, 1998–Dec. 27, 1998

Most Consecutive on Road Without Victory (Ties incl.)
14 Nov. 22, 1970–Nov. 19, 1972

POINTS

Most, Season
492 2006
478 1981
467 1985

Most, Game
58 vs. Denver, Dec. 22, 1963
55 at Oakland, Nov. 22, 1981
vs. Denver, Oct. 20, 1968
54 vs. Pittsburgh, Dec. 8, 1985

Most Game, Both Teams
98 vs. Pittsburgh, Dec. 8, 1985
93 vs. N.Y. Titans, Dec. 18, 1960
90 at Cincinnati, Nov. 12, 2006

Most, Half
42 Nov. 12, 2006 at Cincinnati (second half)
41 Nov. 5, 1961 vs. N.Y. Titans (second half)
35 (3x) Last: Oct. 28, 2007 vs. Houston (first half)

Most, Quarter
28 at Kansas City, Nov. 15, 1964 (second quarter)
vs. N.Y. Titans, Nov. 5, 1961 (third quarter)
vs. Houston, Sept. 24, 1961 (second quarter)

Most, Quarter, Both Teams
38 at Denver, Sept. 14, 2008 (2Q)
at Kansas City, Oct. 19, 1986 (2Q)
at Denver, Oct. 6, 1963 (2Q)
at Boston, Oct. 7, 1961 (2Q)

Fewest, Season
188 1973
189 1975
212 1974

Fewest, Game
0 (28x) Last: at Miami, Nov. 2, 2014
Most Consecutive Games Not Shutout
240 Nov. 7, 1999–Nov. 2, 2014
121 Sept. 7, 1962–Nov. 2, 1969

TOUCHDOWNS

Most, Season
61 1981
60 1985
59 2006

Most, Game
8 vs. Pittsburgh, Dec. 8, 1985
at Oakland, Nov. 22, 1981
7 (8x) Last: vs. Denver, Dec. 28, 2008
6 (34x) Last: at Tennessee, Dec. 25, 2009

Fewest, Season
22 1973, 1975
23 1998
25 1977, 1999

POINTS AFTER TOUCHDOWN

Most, Season
58 2006
55 1981
54 2004

Most, Game
7 (7x) Last: vs. Denver, Dec. 28, 2008
6 (27x) Last: at Tennessee, Dec. 25, 2009
5 (50x) Last: vs. Jacksonville, Sept. 18, 2016

Fewest, Season
19 1973, 1998
20 1975
21 1977

TWO-POINT CONVERSIONS

Most, Season
3 1994
2 1962, 1963, 1968, 1998, 2003, 2008,
2010, 2015
1 1961, 1964, 1995, 1999, 2002, 2006, 2011

Most, Game – (since 1994)
2 vs. Oakland, Oct. 25, 2015
1 (15x) Last: at Kansas City, Oct. 31, 2011

Most Attempts, Season
7 1994
5 2008
4 1995, 1998, 2000

Most Attempts, Game – (since 1994)
3 at Denver, Sept. 4, 1994
2 (4x) Last: vs. Oakland, Oct. 25, 2015
1 (34x) Last: at Carolina, Dec. 11, 2016

FIELD GOALS

Most, Season
34 1994, 2013
32 2009
31 1993, 1999

Most, Game
6 (3x) Last: at Oakland, Oct. 5, 1997
5 (11x) Last: at Oakland, Sept. 10, 2012
4 (32x) Last: at Atlanta, Oct. 23, 2016

Most Attempts, Season
43 2001
40 1993
38 1994

Most Attempts, Game
7 at N.Y. Jets, Oct. 8, 1966
6 (6x) Last: vs. Denver, Dec. 1, 2002
5 (25x) Last: at Oakland, Sept. 10, 2012

Most, Game, Both Teams
9 vs. Kansas City, Sept. 29, 1996
8 at Indianapolis, Nov. 3, 1996
vs. New England, Nov. 9, 1975
7 (15x) Last: at Atlanta, Oct. 23, 2016

Most Attempts, Game, Both Teams
10 (4x) Last: vs. Seattle, Dec. 12, 1999
9 (3x) Last: vs. Denver, Dec. 1, 2002
8 (22x) Last: at Atlanta, Oct. 23, 2016

Fewest Made, Season
6 1974
10 1976
12 1964, 1970, 1973, 1975

Fewest Attempts, Season
16 1974
19 1970
20 1962, 1976, 1988, 2003

FIRST DOWNS

Most, Season
380 1985
379 1981
374 1984

Most, Game
35 at Kansas City, Oct. 19, 1986
34 vs. Miami, Nov. 18, 1984 (OT)
at Cincinnati, Dec. 20, 1982
33 at Philadelphia, Sept. 15, 2013
vs. Oakland, Oct. 31, 2004

Most, Game, Both Teams
62 vs. Seattle, Sept. 15, 1985
58 vs. Seattle, Dec. 29, 2002 (OT)
at Cincinnati, Sept. 22, 1985
vs. Miami, Nov. 18, 1984 (OT)
57 at New England, Sept. 18, 2011
at San Francisco, Dec. 11, 1982

Fewest, Season
198 1973, 1975
208 1961
217 1962

Fewest, Game
3 at Denver, Nov. 30, 1975
5 at Denver, Nov. 16, 2003
vs. Oakland, Oct. 5, 1970
6 vs. Pittsburgh, Dec. 24, 2000
at Seattle, Nov. 22, 1987

Most by Rushing, Season
137 2006
131 2004
127 1965, 1981

Most by Rushing, Game
19 vs. Oakland, Nov. 27, 1960
18 vs. Houston, Oct. 3, 1965
17 (3x) Last: vs. Denver, Dec. 28, 2008

Fewest by Rushing, Game
0 vs. Oakland, Dec. 5, 2010
at Oakland, Nov. 14, 1999
1 (17x) Last: at Indianapolis, Sept. 25, 2016
2 (50x) Last: at Cleveland, Dec. 24, 2016

Most by Passing, Season
259 1985
244 1980
240 1984

Most by Passing, Game
27 vs. Seattle, Sept. 15, 1985
26 at Green Bay, Oct. 18, 2015
23 vs. Cincinnati, Dec. 20, 1982
vs. N.Y. Giants, Oct. 19, 1980

Fewest by Passing, Season
89 1975
93 1973
110 1961

Fewest by Passing, Game
0 at Kansas City, Sept. 20, 1998
1 at Denver, Nov. 30, 1975 (OT)
2 (3x) Last: at Denver, Nov. 16, 2003

Most by Penalty, Season
39 2013
37 2004, 2014
36 2016

Most by Penalty, Game
7 vs. Tennessee, Nov. 13, 2016
vs. Baltimore, Nov. 15, 1998
vs. Denver, Nov. 30, 1997
6 (5x) Last: at Baltimore, Nov. 30, 2014
5 (19x) Last: vs. Tennessee, Nov. 6, 2016

Fewest by Penalty, Season
11 1975
12 1964
13 1968

Continued next page

NET YARDS GAINED

Most, Season
6,744 1981
6,535 1985
6,410 1980
Most, Game
661 vs. Cincinnati, Dec. 20, 1982
593 vs. L.A. Raiders, Nov. 10, 1985
581 vs. Denver, Oct. 20, 1968

Most, Game, Both Teams

1,102 vs. Cincinnati, Dec. 20, 1982
1,057 vs. Denver, Oct. 20, 1968
1,050 at Philadelphia, Sept. 15, 2013

Fewest, Season

3,411 1975
3,622 1973
3,953 1970

Fewest, Game

70 at Denver, Nov. 2, 1969
93 vs. Oakland, Oct. 5, 1975
96 at Denver, Nov. 16, 2003

Most Total Offensive Plays, Season

1,154 1984
1,135 1980
1,129 1981

Fewest Total Offensive Plays, Season

617 1982†
753 1963
759 1964

RUSHING

Most Attempts, Season

590 1978
525 2004
522 2006

Most Attempts, Game

58 vs. Oakland, Nov. 20, 1977
53 (4x) Last: vs. Detroit, Dec. 16, 2007
51 at Kansas City, Sept. 12, 1983

Fewest Attempts, Season

267 1982†
351 2000
361 1966

Most Yards, Season

2,578 2006
2,257 1990
2,248 1991

Most Yards, Game

289 vs. Denver, Dec. 28, 2008
287 vs. N.Y. Jets, Oct. 13, 1963
274 vs. Detroit, Dec. 16, 2007

Fewest Yards, Game

2 vs. Boston, Dec. 17, 1961
3 vs. Dallas Texans, Nov. 19, 1961
11 vs. Buffalo, Nov. 20, 1960

Most Touchdowns, Season

32 2006
26 1981
25 1979

Fewest Touchdowns, Season

4 2012, 2015
5 1997
6 2014

Most Touchdowns, Game

5 (4x) Last: vs. Denver, Dec. 28, 2008
4 (22x) Last: at Tennessee, Dec. 25, 2009
3 (46x) Last: vs. Baltimore, Dec. 18, 2011

RUSHING AVERAGE

Highest, Season

5.6 1963
5.1 2003
4.9 2006

Highest, Game

8.52 vs. N.Y. Jets, Dec. 24, 1967
8.44 vs. Denver, Dec. 22, 1963
8.26 vs. Cleveland, Nov. 5, 2006

PASSING

Most Attempts, Season

667 2015
662 1984
635 1983

Most Attempts, Game

65 at Green Bay, Oct. 18, 2015
at Kansas City, Oct. 19, 1986
58 vs. Oakland, Oct. 25, 2015
at Kansas City, Dec. 22, 1985
56 vs. Miami, Nov. 18, 1984, (OT)

Fewest Attempts, Season

337 1975
338 1982†
349 1974

Fewest Attempts, Game

6 at Cleveland, Dec. 19, 2004
10 vs. Kansas City, Dec. 18, 1988
11 (2x) Last: vs. Houston, Oct. 28, 2007

Most Completions, Season

442 2015
401 1984
386 1985

Most Completions, Game

43 at Green Bay, Oct. 18, 2015
38 vs. Oakland, Oct. 25, 2015
37 (3x) Last: at Kansas City, Oct. 19, 1986

Fewest Completions, Game

1 at Kansas City, Sept. 20, 1998
3 vs. Oakland, Oct. 5, 1975
4 at Cleveland, Dec. 19, 2004
vs. Kansas City, Nov. 2, 1986

Most Net Yards Gained, Season

4,870 1984
4,739 1981
4,661 1983

Most Net Yards Gained, Game

494 vs. Seattle, Sept. 15, 1985
488 at Green Bay, Oct. 18, 2015
486 vs. Cincinnati, Dec. 20, 1982

Fewest Net Yards Gained, Season

1,610 1975
1,808 1973
2,244 1977

Fewest Net Yards Gained, Game

-22 vs. Oakland, Oct. 5, 1975
-19 at Kansas City, Sept. 20, 1998
7 at Washington, Sept. 16, 1973

Most Touchdowns, Season

37 1985
34 1981, 2008
33 2016

Fewest Touchdowns, Season

7 1975
9 1973
11 1977, 1988, 1998

Most Touchdowns, Game

7 at Oakland, Nov. 22, 1981
5 (9x) Last: vs. Oakland, Oct. 31, 2004
4 (29x) Last: at Oakland, Oct. 9, 2016

Most Had Intercepted, Season

34 1962, 1998
33 1968, 1983, 1986
30 1964, 1973, 1978, 1985, 2000

Most Had Intercepted, Game

7 at Seattle, Dec. 13, 1998
vs. Kansas City, Dec. 8, 1968
6 (6x) Last: vs. Green Bay, Oct. 24, 1999
5 (14x) Last: at Denver, Dec. 27, 1987

Fewest Had Intercepted, Season

8 2004
9 2006
10 2009

SACKED ATTEMPTING TO PASS

Most Times, Season

57 1970
53 2000
51 1997

Fewest Times, Season

11 1967
12 1982†
18 1968

Most Times Sacked Opponent, Season

62 1986
61 2006
60 1980

Most Times Sacked Opponent, Game

11 at New York Jets, Dec. 23, 2012
vs. Dallas, Nov. 16, 1986
10 vs. Green Bay, Sept. 24, 1978
9 (5x) Last: at Cleveland, Dec. 24, 2016

PUNTS

Most, Season
95 1998
92 2000
90 1997

Most, Game

11 (5x) Last: at Oakland, Oct. 11, 1998
10 (10x) Last: vs. Kansas City, Nov. 18, 2012
9 (11x) Last: vs. Oakland, Nov. 16, 2014

Fewest, Season

23 1982†
45 1972
47 2011

Fewest, Game

0 (5x) Last: at Oakland, Jan. 1, 2012
1 (35x) Last: vs. Kansas City, Jan. 1, 2017
2 (76x) Last: at Atlanta, Oct. 23, 2016

Fewest, Game, Both Teams

1 (2x) Last: at Oakland, Jan. 1, 2012
2 (7x) Last: vs. Kansas City, Jan. 1, 2017
3 (15x) Last: vs. Kansas City, Nov. 5, 1961

PUNT YARDS

Most, Season

4,248 2000
4,174 1998
3,972 1997

Most, Game

522 at Oakland, Oct. 11, 1998
493 at Denver, Nov. 18, 2012
492 at Kansas City, Nov. 10, 1974

Fewest, Season

868 1982†
1,813 1972
2,234 2011

Highest Average, Season

47.5 2011
46.6 2012
46.3 2016

Lowest Average, Season

36.3 1978
36.5 1979
36.8 1975

PUNT RETURNS

Most, Season

57 1978
52 1979
49 2003

Most, Game

8 (4x) Last: at Detroit, Dec. 7, 2003
7 (7x) Last: at Houston, Dec. 7, 1978
6 (13x) Last: vs. Miami, Dec. 20, 2015

Fewest, Season

12 1982†
20 2015
21 1966

Most Fair Catches, Season

32 1969
26 2015
25 1991, 1999

Most Fair Catches, Game

6 at Kansas City, Dec. 17, 1989
vs. Chicago, Dec. 4, 1978
5 at Oakland, Sept. 3, 2000
vs. Cincinnati, Oct. 4, 1969
4 (9x) Last: vs. Pittsburgh, Oct. 12, 2015

Fewest Fair Catches, Season

0 1960, 1961, 1962, 1963, 1964, 1965, 1975
1 1976
3 1977

PUNT RETURN YARDS

Most, Season

590 1978
559 1996
542 1998

Most, Game

168 at Cincinnati, Nov. 2, 1997
151 vs. Kansas City, Sept. 20, 1965
139 vs. New York Titans, Nov. 5, 1961

Fewest, Season

84 2015
138 1982†
166 2013

Highest Average, Season

15.5 1961
14.7 1996
13.4 1965

Lowest Average, Season

4.2 2015
5.6 1970
5.8 1971

PUNT RETURN TOUCHDOWNS

Most, Season
3 1997
2 1965, 1973, 1990, 1994
1 (13x) Last: 2012
Most, Game
2 at Cincinnati, Nov. 2, 1997
1 (22x) Last: at New York Jets, Dec. 23, 2012

KICKOFF RETURNS

Most, Season
84 2003
83 2000
75 1997
Most, Game
9 (7x) Last: vs. New York Jets, Nov. 3, 2002
8 (15x) Last: at New Orleans (at London), Oct. 26, 2008
7 (51x) Last: at Seattle, Sept. 26, 2010
Most, Game, Both Teams
17 vs. Pittsburgh, Dec. 8, 1985
16 vs. New York Titans, Dec. 18, 1960
15 (3x) Last: at New York Giants, Oct. 2, 1983

KICKOFF RETURN YARDS

Most, Season
1,804 2003
1,792 2000
1,716 2001
Most, Game
269 at Oakland, Nov. 18, 2001
242 vs. Atlanta, Oct. 21, 1973
232 vs. Kansas City, Dec. 13, 1964
Fewest, Season
508 2016
577 2014
583 2015
Highest Average, Season
26.0 2001
25.6 2011
25.5 2007
Lowest Average, Season
16.5 1961
17.5 1986
18.0 1992

KICKOFF RETURN TOUCHDOWNS

Most, Season
2 1988, 1994, 1995, 2001
1 1962, 1985, 1989, 1991, 1997, 2000, 2004, 2007, 2008, 2011, 2012
Most, Game
1 (19x) Last: vs. Oakland, Dec. 30, 2012

PENALTIES

Most Seasons Leading League
3 1967, 1964, 1965
Most, Season
137 1998
129 1997
128 1981
Most, Game
19 at Kansas City, Nov. 16, 1997
16 vs. Baltimore, Nov. 15, 1998
15 at Indianapolis, Nov. 3, 1997
Fewest, Season
63 1969
64 1982†
68 1966
Fewest, Game
0 (5x) Last: at Denver, Oct. 9, 2011
1 (27x) Last: at Tampa Bay, Nov. 11, 2012
2 (38x) Last: vs. Washington, Jan. 3, 2010
Most Yards, Season
1,229 1998
1,101 1997
1,039 1988
Most Yards, Game
148 vs. New York Jets, Oct. 13, 1963
146 vs. Baltimore, Nov. 15, 1998
at Kansas City, Nov. 16, 1997
138 at Seattle, Nov. 16, 1981

FUMBLES

Most, Season
44 1985
42 1983
40 1972, 1973, 1980

Most, Game
9 vs. Green Bay, Sept. 24, 1978
7 vs. Cincinnati, Sept. 30, 1973
6 (5x) Last: vs. Pittsburgh, Dec. 13, 1987
Most by Opponent, Game
9 at Kansas City, Nov. 15, 1964
7 (3x) Last: vs. Washington, Sept. 9, 2001
6 (6x) Last: vs. Arizona, Dec. 9, 1995

Most, Game, Both Teams
11 (3x) Last: vs. Kansas City, Oct. 13, 1985
10 (5x) Last: vs. Seattle, Nov. 25, 1990
9 (7x) Last: vs. Washington, Sept. 9, 2001
Fewest, Season
13 1993
14 2009, 2013
16 1963, 2002, 2014
Most Lost, Season
22 1980, 1981, 1983
21 1973, 1978
20 1972, 1987, 2000

Most Lost, Game
6 vs. Green Bay, Sept. 24, 1978
4 (10x) Last: at Baltimore, Dec. 10, 2000
3 (40x) Last: at Indianapolis, Sept. 25, 2016
Most Own Recovered, Season
25 1985
21 1979
20 1972, 1973, 1975, 1983
Most Own Recovered, Game
5 (5x) Last: vs. Oakland, Dec. 26, 1999
4 (7x) Last: vs. Seattle, Sept. 14, 2014
3 (42x) Last: at Denver, Jan. 3, 2016

Fewest Own Recovered, Season
4 1963, 2013
7 1989, 2009
8 1965, 1967, 1968, 1993, 2002, 2003, 2016
Most Opponents Recovered, Season
22 1986
18 1973, 1979, 1980, 1981, 2007
17 1960, 1961, 1963, 1983, 1984
Fewest Opponents Recovered, Season
4 2011
5 1963
6 1969, 2000, 2013

POINTS ALLOWED

Most, Season
462 1983
441 2003
440 2000
Most, Game
57 at St. Louis, Oct. 1, 2000
52 at Pittsburgh, Nov. 25, 1984
51 at Oakland, Oct. 29, 1967
Most, Quarter
31 at Oakland, Dec. 8, 1963 (4Q)
30 at St. Louis, Nov. 20, 1983 (2Q)
28 (5x) Last: at Minnesota, Nov. 28, 1999 (2Q)
Fewest, Season
205 1977
219 1961
221 1982†
Fewest, Game
0 (17x) Last: vs. New York Jets, Oct. 5, 2014
3 (16x) Last: at Denver, Nov. 22, 2009
6 (18x) Last: vs. Oakland, Nov. 16, 2014

FIRST DOWNS ALLOWED

Most, Season
365 1981
364 1985
347 1983
Most, Game
34 (3x) Last: at Denver, Sept. 14, 2008
33 vs. Cincinnati, Nov. 23, 2003
32 at Pittsburgh, Oct. 4, 2009
Fewest, Season
190 1965
196 1982†
224 1962

Fewest, Game
5 vs. Kansas City, Dec. 12, 2010
at Tampa Bay, Sept. 19, 1976
6 at Oakland, Oct. 11, 1998
at Oakland (at S.F.), Oct. 22, 1961
7 (5x) Last: vs. Houston, Sept. 15, 2002

Most by Rushing, Season

154 1975
143 1971
137 1983

Most by Rushing, Game

19 (3x) Last: at Seattle, Nov. 22, 1987
17 vs. Houston, Sept. 23, 1962
16 vs. New England, Oct. 16, 1977
vs. Kansas City, Dec. 18, 1966

Fewest by Rushing, Season

54 1965
65 1982
71 1969

Fewest by Rushing, Game

0 (5x) Last: at Indianapolis, Nov. 28, 2010
1 (21x) Last: at Denver, Dec. 12, 2013
2 (42x) Last: vs. Cleveland, Oct. 4, 2015

Most by Passing, Season

218 1985
216 1981
213 2008

Most by Passing, Game

24 at Denver, Nov. 19, 2000
23 at New England, Sept. 18, 2011
22 (4x) Last: vs. Philadelphia, Nov. 15, 2009
Fewest by Passing, Season
105 1977
114 1971
116 1965

Fewest by Passing, Game

1 (3x) Last: vs. Oakland, Dec. 28, 2003
2 (6x) Last: at Cleveland, Dec. 19, 2004
3 (12x) Last: vs. Minnesota, Sept. 11, 2011
Most by Penalty, Season
41 2000, 2004, 2014
35 1981, 1997, 1998
30 1996, 2002, 2012

Most by Penalty, Game

7 vs. Cleveland, Nov. 5, 2006
6 (8x) Last: at New Orleans (at London), Oct. 26, 2008
5 (20x) Last: at Cleveland, Dec. 24, 2016
Fewest by Penalty, Season
12 1982†
13 1969, 1992
14 1976

NET YARDS ALLOWED

Most, Season
6,265 1985
6,136 1981
6,034 2002
Most, Game
614 at St. Louis, Oct. 1, 2000
591 vs. Seattle, Dec. 29, 2002
553 at Oakland, Sept. 22, 1996
Fewest, Season
3,253 1982†
3,268 1965
3,652 1977
Fewest, Game
58 at Oakland (at S.F.), Oct. 22, 1961
67 vs. Kansas City, Dec. 12, 2010
99 vs. Indianapolis, Nov. 1, 1992

RUSHING ALLOWED

Most Attempts, Season
606 1975
559 1973
552 1983
Most Attempts, Game
61 at Chicago, Oct. 25, 1981 (OT)
60 at Denver, Nov. 30, 1975
59 at Oakland, Sept. 18, 1977
Fewest Attempts, Season
230 1982†
306 1965
355 2004
Fewest Attempts, Game
9 vs. Detroit, Dec. 16, 2007
vs. Miami, Sept. 7, 1986
10 (2x) Last: vs. Tennessee, Sept. 16, 2012
11 (5x) Last: vs. Jacksonville, Sept. 18, 2016
Most Yards, Season
2,442 1975
2,403 1966
2,296 1971

Continued next page

Team Records, cont.**Most Yards, Game**

378 at Minnesota, Nov. 4, 2007
 355 at San Francisco, Dec. 20, 2014
 328 at Denver, Nov. 30, 1975

Fewest Yards, Season

961 1982†
 1,094 1965
 1,140 1998

Fewest Yards, Game

2 at Oakland (at S.F.), Oct. 22, 1961
 11 at Carolina, Dec. 17, 2000
 13 at Oakland, Oct. 5, 1997

Most Touchdowns, Season

26 1983
 25 1971, 1981, 1985
 23 1973, 1984

Fewest Touchdowns, Season

7 1961, 1965
 8 1999, 2011
 10 (12x) Last: 2012

Most Touchdowns Allowed, Game

5 vs. Atlanta, Oct. 21, 1973
 at Houston, Sept. 18, 1960
 4 (11x) Last: at Washington, Nov. 3, 2013
 3 (46x) Last: vs. New Orleans, Oct. 2, 2016

PASSING ALLOWED**Most Attempts, Season**

636 1996
 607 2002, 2004
 605 2008

Most Attempts, Game

61 vs. St. Louis, Sept. 20, 1987
 58 (2x) Last: vs. Tennessee, Oct. 3, 2004
 57 (2x) Last: at Oakland, Sept. 22, 1996

Fewest Attempts, Season

330 1977
 341 1973
 342 1982†

Fewest Attempts, Game

7 at Detroit, Nov. 6, 1977
 12 (2x) Last: at Denver, Dec. 10, 1972
 13 (4x) Last: at Cincinnati, Oct. 4, 1987

Most Completions, Season

411 2008
 375 2002
 372 2004

Most Completions, Game

40 vs. Cincinnati, Dec. 20, 1982
 39 vs. Tennessee, Oct. 3, 2004
 37 Kansas City, Oct. 9, 1994

Fewest Completions, Season

170 1966
 172 1977
 177 1973

Fewest Completions, Game

3 at Tampa Bay, Sept. 19, 1976
 5 (5x) Last: at Cincinnati, Oct. 4, 1987
 6 (6x) Last: vs. Oakland, Dec. 28, 2003

Most Net Yards, Season

4,311 1981
 4,295 2002
 4,293 1985

Most Net Yards, Game

453 at St. Louis, Nov. 10, 2002
 451 at St. Louis, Oct. 1, 2000
 443 at Denver, Nov. 19, 2000

Fewest Net Yards, Season

1,725 1977
 2,155 1966
 2,174 1965

Fewest Net Yards, Game

-13 at Cincinnati, Oct. 4, 1987
 -4 at Tampa Bay, Sept. 19, 1976
 0 vs. Oakland, Dec. 28, 2003
 vs. Cincinnati, Dec. 6, 1970

Most Touchdowns, Season

36 2003
 33 2000
 31 1997

Most Touchdowns, Game

5 (7x) Last: at Denver, Nov. 19, 2000
 4 (29x) Last: at Oakland, Oct. 12, 2014
 3 (105x) Last: vs. Tennessee, Nov. 6, 2016

Fewest Touchdowns, Season

10 1982†
 11 1979
 13 1966, 1970, 1974

INTERCEPTIONS BY**Most, Season**

49 1961 (NFL Record)
 31 1969
 30 1964, 2007

Most, Game

6 (6x) Last: vs. Indianapolis, Nov. 11, 2007
 5 (8x) Last: vs. Detroit, Dec. 16, 2007
 4 (30x) Last: at Indianapolis, Nov. 28, 2010

Most, Game, Both Teams

10 at Seattle, Dec. 13, 1998
 9 at Denver, Sept. 21, 1980
 at Oakland, Nov. 1, 1964

8 (11x) Last: vs. Indianapolis, Nov. 11, 2007

Fewest, Season

7 2014
 9 1970
 10 2005

Most Yards Returned, Season

929 1961 (NFL Record)
 562 1979
 499 1984

Most Yards Returned, Game

194 vs. Houston, Sept. 24, 1961
 174 vs. Denver, Oct. 29, 1961
 171 vs. Pittsburgh, Nov. 18, 1979

Fewest Yards Returned, Season

65 2014
 90 1970
 123 1999

Most Touchdowns by Returns, Season

9 1961 (NFL Record)
 5 2012
 4 1984, 2000

Most Touchdowns by Returns, Game

2 at Indianapolis, Nov. 28, 2010
 vs. Denver, Oct. 29, 1961
 1 (88x) Last: vs. Kansas City, Jan. 1, 2017

Most Consecutive Games

46 1960-63 (NFL Record)

PUNT RETURNS**Most by Opponents, Season**

56 1988
 51 1996, 2000
 49 1998

Fewest by Opponents, Season

7 1982†
 16 1968
 17 1960, 1972

Most Yards by Opponents, Season

722 2000
 612 1996
 601 1976

Most Yards by Opponent, Game

160 at Kansas City, Sept. 13, 2010
 150 at Denver, Dec. 27, 1987
 142 at Oakland, Oct. 29, 1967

KICKOFF RETURNS**Most by Opponent, Season**

90 2006
 88 1981
 87 2009

Fewest by Opponent, Season

21 2016
 32 2015
 35 1973

Most by Opponent, Game

10 (4x) Last: vs. Detroit, Dec. 16, 2007
 9 (7x) Last: at Indianapolis, Nov. 28, 2010
 8 (25x) Last: at Kansas City, Nov. 24, 2013

CAREER TOP 10

RUSHING YARDS

1. LaDainian Tomlinson, 2001-09.....	12,490
2. Paul Lowe, 1960-68.....	4,972
3. Marion Butts, 1989-93.....	4,297
4. Ryan Mathews, 2010-14.....	4,061
5. Natrone Means, 1993-95, '98-99.....	3,885
6. Chuck Muncie, 1980-84.....	3,309
7. Don Woods, 1974-80.....	2,858
8. Keith Lincoln, 1961-66, '68.....	2,698
9. Dick Post, 1967-70.....	2,519
10. Gary Anderson, 1985-88.....	2,250

RUSHING TOUCHDOWNS

1. LaDainian Tomlinson, 2001-09.....	138
2. Chuck Muncie, 1980-84.....	43
3. Paul Lowe, 1960-68.....	38
4. Natrone Means, 1993-95, '98-99.....	34
5. Marion Butts, 1989-93.....	31
6. Ryan Mathews, 2010-14.....	23
7. Mike Tolbert, 2008-11.....	20
8. Tim Spencer, 1985-90.....	19
9. Hank Bauer, 1977-82.....	17
10. Rod Bernstein, 1987-92.....	17
Dick Post, 1967-70.....	17
Clarence Williams, 1977-81.....	17

RUSHING ATTEMPTS

1. LaDainian Tomlinson, 2001-09.....	2,880
2. Marion Butts, 1989-93.....	1,031
3. Paul Lowe, 1960-68.....	1,015
4. Natrone Means, 1993-95, '98-99.....	1,013
5. Ryan Mathews, 2010-14.....	923
6. Chuck Muncie, 1980-84.....	773
7. Don Woods, 1974-80.....	713
8. Keith Lincoln, 1961-66, '68.....	573
9. Mike Garrett, 1970-73.....	572
10. Dick Post, 1967-70.....	568

TOTAL YARDS FROM SCRIMMAGE

1. LaDainian Tomlinson, 2001-09.....	16,445
2. Antonio Gates, 2003-16.....	11,192
3. Lance Alworth, 1962-70.....	9,721
4. Charlie Joiner, 1976-86.....	9,191
5. Gary Garrison, 1966-76.....	7,562
6. Kellen Winslow, 1979-87.....	6,741
7. Wes Chandler, 1981-87.....	6,197
8. Paul Lowe, 1960-68.....	6,017
9. Anthony Miller, 1988-93.....	5,660
10. Ronnie Harmon, 1990-95.....	5,567

PASSING YARDS

1. Philip Rivers, 2004-16.....	45,833
2. Dan Fouts, 1973-87.....	43,040
3. John Hadl, 1962-72.....	26,938
4. Stan Humphries, 1992-97.....	16,085
5. Drew Brees, 2001-05.....	12,348
6. Jack Kemp, 1960-62.....	5,996
7. Doug Flutie, 2001-04.....	4,901
8. John Friesz, 1990-93.....	4,396
9. Jim Harbaugh, 1999-00.....	4,177
10. Billy Joe Tolliver, 1989-90.....	3,671

TOUCHDOWN PASSES

1. Philip Rivers, 2004-16.....	314
2. Dan Fouts, 1973-87.....	254
3. John Hadl, 1962-72.....	201
4. Stan Humphries, 1992-97.....	85
5. Drew Brees, 2001-05.....	80
6. Jack Kemp, 1960-62.....	37
7. Tobin Rote, 1963-64.....	29
8. Doug Flutie, 2001-04.....	25
9. Billy Joe Tolliver, 1989-90.....	21
10. John Friesz, 1990-93.....	19

PASS ATTEMPTS

1. Philip Rivers, 2004-16.....	5,917
2. Dan Fouts, 1973-87.....	5,604
3. John Hadl, 1962-72.....	3,640
4. Stan Humphries, 1992-97.....	2,350
5. Drew Brees, 2001-05.....	1,809
6. Jack Kemp, 1960-62.....	815
7. John Friesz, 1990-93.....	747
8. Doug Flutie, 2001-04.....	737
9. Jim Harbaugh, 1999-00.....	636
10. Billy Joe Tolliver, 1989-90.....	595

PASS COMPLETIONS

1. Philip Rivers, 2004-16.....	3,811
2. Dan Fouts, 1973-87.....	3,297
3. John Hadl, 1962-72.....	1,824
4. Stan Humphries, 1992-97.....	1,335
5. Drew Brees, 2001-05.....	1,125
6. Doug Flutie, 2001-04.....	408
7. John Friesz, 1990-93.....	401
8. Jack Kemp, 1960-62.....	389
9. Jim Harbaugh, 1999-00.....	372
10. Billy Joe Tolliver, 1989-90.....	305

PASSES INTERCEPTED

1. Dan Fouts, 1973-87.....	242
2. John Hadl, 1962-72.....	211
3. Philip Rivers, 2004-16.....	156
4. Stan Humphries, 1992-97.....	73
5. Drew Brees, 2001-05.....	53
6. Jack Kemp, 1960-62.....	49
7. Ryan Leaf, 1998-00.....	33
8. Tobin Rote, 1963-64.....	32
9. Craig Whelihan, 1995-98.....	29
10. Jim Harbaugh, 1999-00.....	24
Billy Joe Tolliver, 1989-90.....	24

RECEIVING YARDS

1. Antonio Gates, 2003-16.....	11,192
2. Lance Alworth, 1962-70.....	9,584
3. Charlie Joiner, 1976-86.....	9,203
4. Gary Garrison, 1966-76.....	7,533
5. Kellen Winslow, 1979-87.....	6,741
6. Wes Chandler, 1981-87.....	6,132
7. Anthony Miller, 1988-93.....	5,582
8. Malcom Floyd, 2004-15.....	5,550
9. Vincent Jackson, 2005-11.....	4,754
10. Tony Martin, 1994-97.....	4,184

RECEIVING TOUCHDOWNS

1. Antonio Gates, 2003-16.....	111
2. Lance Alworth, 1962-70.....	81
3. Gary Garrison, 1966-76.....	58
4. Charlie Joiner, 1976-86.....	47
5. Kellen Winslow, 1979-87.....	45
6. Wes Chandler, 1981-87.....	41
7. Vincent Jackson, 2005-11.....	37
Anthony Miller, 1988-93.....	37
9. John Jefferson, 1978-80.....	36
10. Malcom Floyd, 2004-15.....	34

RECEPTIONS

1. Antonio Gates, 2003-16.....	897
2. Charlie Joiner, 1976-86.....	586
3. Kellen Winslow, 1979-87.....	541
4. LaDainian Tomlinson, 2001-09.....	530
5. Lance Alworth, 1962-70.....	493
6. Gary Garrison, 1966-76.....	404
7. Ronnie Harmon, 1990-95.....	377
8. Anthony Miller, 1988-93.....	374
9. Wes Chandler, 1981-87.....	373
10. Malcom Floyd, 2004-15.....	321

QUARTERBACK SACKS

1. Leslie O'Neal, 1986, 1988-95.....	105.5
2. Shaun Phillips, 2004-12.....	69.5
3. Gary Johnson, 1975-84.....	67.0
4. Lee Williams, 1984-90.....	65.5
5. Fred Dean, 1975-81.....	53.5
6. Junior Seau, 1990-02.....	47.0
7. Rayleigh Johnson, 1993-03.....	46.0
8. Shawne Merriman, 2005-09.....	43.5
9. Leroy Jones, 1976-83.....	43.5
10. Louie Kelcher, 1975-83.....	39.0

INTERCEPTIONS

1. Gill Byrd, 1983-92.....	42
2. Dick Harris, 1960-65.....	29
3. Rodney Harrison, 1994-02.....	26
4. Kenny Graham, 1964-69.....	25
5. Mike Williams, 1975-82.....	24
6. Joe Beachamp, 1966-75.....	23
7. Quentin Jammer, 2002-12.....	21
Woodrow Lowe, 1976-86.....	21
Bob Howard, 1967-74.....	21
Leslie "Speedy" Duncan, 1964-69.....	21

INTERCEPTION RETURN YARDS

1. Gill Byrd, 1983-92.....	546
2. Charlie McNeil, 1960-64.....	502
3. Kenny Graham, 1964-69.....	477
4. Joe Beachamp, 1966-75.....	433
5. Dick Harris, 1960-65.....	415
6. Rodney Harrison, 1994-02.....	343
7. Woodrow Lowe, 1976-86.....	343
8. Darren Carrington, 1991-94.....	337
9. Leslie Duncan, 1964-69.....	322
10. Glen Edwards, 1978-81.....	309

INTERCEPTION RETURN TOUCHDOWNS

1. Kenny Graham, 1964-69.....	5
Dick Harris, 1960-65.....	5
3. Woodrow Lowe, 1976-86.....	4
Eric Weddle, 2007-13.....	3
Joe Beachamp, 1966-75.....	3
6. Shaun Phillips, 2004-12.....	2
Demorris Williams, 2012.....	2
Antonio Cromartie, 2006-09.....	2
Clinton Hart, 2004-09.....	2
Donnie Edwards, 2002-06.....	2
(9) others with 2 each.....	2

TOUCHDOWNS SCORED

1. LaDainian Tomlinson, 2001-09.....	153
2. Antonio Gates, 2003-16.....	111
3. Lance Alworth, 1962-70.....	83
4. Gary Garrison, 1966-76.....	58
5. Charlie Joiner, 1976-86.....	47
6. Paul Lowe, 1960-68.....	46
7. Kellen Winslow, 1979-87.....	45
Chuck Muncie, 1980-84.....	45
8. Wes Chandler, 1981-87.....	41
10. Anthony Miller, 1988-93.....	40

POINTS SCORED

1. John Carney, 1990-00.....	1,076
2. LaDainian Tomlinson, 2001-09.....	918
3. Nate Kaeding, 2004-12.....	889
4. Rolf Benirschke, 1977-86.....	766
5. Antonio Gates, 2003-16.....	666
6. Lance Alworth, 1962-70.....	500
7. Nick Novak, 2011-14.....	459
8. Dennis ParTEE, 1968-75.....	380
9. Gary Garrison, 1966-76.....	348
10. Charlie Joiner, 1976-86.....	282

FIELD GOALS

1. John Carney, 1990-00.....	261
2. Nate Kaeding, 2004-12.....	180
3. Rolf Benirschke, 1977-86.....	146
4. Nick Novak, 2011-14.....	101
5. Dennis ParTEE, 1968-75.....	71
6. Josh Lambo, 2015-16.....	52
7. George Blair, 1961-64.....	50
8. Steve Christie, 2001-03.....	42
9. Ray Wersching, 1973-76.....	32
10. Dick Van Raaphorst, 1966-67.....	31

FIELD GOAL ATTEMPTS

1. John Carney, 1990-00.....	320
2. Rolf Benirschke, 1977-86.....	208
3. Nate Kaeding, 2004-12.....	207
4. Dennis ParTEE, 1968-75.....	121
5. Nick Novak, 2011-14.....	117
6. George Blair, 1961-64.....	80
7. Ray Wersching, 1973-76.....	68
8. Josh Lambo, 2015-16.....	64
9. Dick Van Raaphorst, 1966-67.....	61
10. Steve Christie, 2001-03.....	57

KICKOFF RETURN YARDS

1. Darren Sproles, 2005-10.....	6,469
2. Ronney Jenkins, 2000-02.....	3,997
3. Andre Coleman, 1994-96.....	3,914
4. Leslie "Speedy" Duncan, 1964-70.....	3,386
5. James Brooks, 1981-83.....	2,305
6. Kenny Bynum, 1997-00.....	2,182
7. Lionel James, 1984-88.....	2,094
8. Nate Lewis, 1990-93.....	2,047
9. Artie Owens, 1976-79.....	1,998
10. Tim Dwight, 2001-04.....	1,876

Continued next page

KICKOFF RETURN TOUCHDOWNS

1. Andre Coleman, 1994-96.....	4
2. Ronney Jenkins, 2000-02.....	3
3. Darren Sproles, 2005-10.....	2
Anthony Miller, 1988-93.....	2
5. Micheal Spurlock, 2012.....	1
Tim Dwight, 2001-04.....	1
Richard Goodman, 2010-11.....	1
Rodney Harrison, 1994-02.....	1
Nate Lewis, 1990-93.....	1
Jamie Holland, 1987-89.....	1
Gary Anderson, 1985-88.....	1
Keith Lincoln, 1960-66.....	1

KICKOFF RETURNS

1. Darren Sproles, 2005-10.....	258
2. Andre Coleman, 1994-96.....	166
3. Ronney Jenkins, 2000-02.....	165
4. Leslie "Speedy" Duncan, 1964-70.....	134
5. Kenny Bynum, 1997-00.....	107
6. James Brooks, 1981-83.....	105
7. Lionel James, 1984-88.....	99
8. Nate Lewis, 1990-93.....	92
9. Artie Owens, 1976-79.....	88
10. Tim Dwight, 2001-04.....	80

PUNT RETURN YARDS

1. Mike Fuller, 1975-80.....	2,388
2. Leslie "Speedy" Duncan, 1964-70.....	1,651
3. Darrien Gordon, 1993-94, '96.....	1,407
4. Lionel James, 1984-88.....	1,193
5. Darren Sproles, 2005-10.....	935
6. Eric Parker, 2002-06.....	881
7. James Brooks, 1981-83.....	565
8. Tim Dwight, 2001-04.....	508
9. Eric Metcalf, 1997.....	489
10. Latario Rachal, 1998.....	387

RUSHING YARDS

1. LaDainian Tomlinson, 2006.....	1,815
2. LaDainian Tomlinson, 2002.....	1,683
3. LaDainian Tomlinson, 2003.....	1,645
4. LaDainian Tomlinson, 2007.....	1,474
5. LaDainian Tomlinson, 2005.....	1,462
6. Natrone Means, 1994.....	1,350
7. LaDainian Tomlinson, 2004.....	1,335
8. Ryan Mathews, 2013.....	1,255
9. LaDainian Tomlinson, 2001.....	1,236
10. Marion Butts, 1990.....	1,225

RUSHING TOUCHDOWNS

1. LaDainian Tomlinson, 2006.....	28
2. Chuck Muncie, 1981.....	19
3. LaDainian Tomlinson, 2005.....	18
4. LaDainian Tomlinson, 2004.....	17
5. LaDainian Tomlinson, 2007.....	15
6. LaDainian Tomlinson, 2002.....	14
7. LaDainian Tomlinson, 2003.....	13
8. LaDainian Tomlinson, 2009.....	12
Natrone Means, 1994.....	12
Chuck Muncie, 1983.....	12
Clarence Williams, 1979.....	12

RUSHING ATTEMPTS

1. LaDainian Tomlinson, 2002.....	372
2. LaDainian Tomlinson, 2006.....	348
3. Natrone Means, 1994.....	343
4. LaDainian Tomlinson, 2005.....	339
LaDainian Tomlinson, 2004.....	339
LaDainian Tomlinson, 2001.....	339
7. LaDainian Tomlinson, 2007.....	315
8. LaDainian Tomlinson, 2003.....	313
9. Earnest Jackson, 1984.....	296
10. LaDainian Tomlinson, 2008.....	292

TOTAL YARDS FROM SCRIMMAGE

1. LaDainian Tomlinson, 2003.....	2,370
2. LaDainian Tomlinson, 2006.....	2,323
3. LaDainian Tomlinson, 2002.....	2,172
4. LaDainian Tomlinson, 2007.....	1,949
5. LaDainian Tomlinson, 2005.....	1,832
6. LaDainian Tomlinson, 2004.....	1,776

PUNT RETURN TOUCHDOWNS

1. Leslie "Speedy" Duncan, 1964-70.....	4
2. Eric Metcalf, 1997.....	3
Darrien Gordon, 1993-94, '96.....	3
4. Darren Sproles, 2005-10.....	2
Lionel James, 1984-88.....	2
Mike Fuller, 1975-80.....	2
Ron Smith, 1973.....	2
8. Micheal Spurlock, 2012.....	1
Tim Dwight, 2001-04.....	1
Andre Coleman, 1994-96.....	1
[3] others with 1 each	

PUNT RETURNS

1. Mike Fuller, 1975-80.....	212
2. Leslie "Speedy" Duncan, 1964-70.....	138
3. Lionel James, 1984-88.....	124
4. Darren Sproles, 2005-10.....	114
5. Eric Parker, 2002-06.....	105
6. Darrien Gordon, 1993-94, '96.....	102
7. James Brooks, 1981-83.....	53
8. Tim Dwight, 2001-04.....	46
9. Eric Metcalf, 1997.....	45
10. Nate Lewis, 1990-93.....	34
Kitrick Taylor, 1990-91.....	34

MOST SEASONS

1. David Binn, 1994-10.....	17
2. Dan Fouts, 1973-87.....	15
Russ Washington, 1968-82.....	15
4. Antonio Gates, 2003-16.....	14
Doug Wilkerson, 1971-84.....	14
Don Macek, 1976-89.....	14
7. Philip Rivers, 2004-16.....	13
Mike Scifres, 2003-15.....	13
Junior Seau, 1990-02.....	13
10. Jamal Williams, 1998-09.....	12

MOST GAMES PLAYED

1. David Binn, 1994-10.....	256
2. Antonio Gates, 2003-16.....	204
3. Junior Seau, 1990-02.....	200
Russ Washington, 1968-82.....	200
5. Mike Scifres, 2003-15.....	195
Doug Wilkerson, 1971-84.....	195
7. Dan Fouts, 1973-87.....	181
8. Philip Rivers, 2004-16.....	180
9. Quentin Jammer, 2002-12.....	172
10. Charlie Joiner, 1976-86.....	164
Woodrow Lowe, 1976-86.....	164

SINGLE-SEASON TOP 10

7. LaDainian Tomlinson, 2001.....	1,603
8. Lance Alworth, 1965.....	1,590
9. Natrone Means, 1994.....	1,585
10. Ryan Mathews, 2011.....	1,546

PASSING YARDS

1. Dan Fouts, 1981.....	4,802
2. Philip Rivers, 2015.....	4,792
3. Dan Fouts, 1980.....	4,715
4. Philip Rivers, 2010.....	4,710
5. Philip Rivers, 2011.....	4,624
6. Philip Rivers, 2013.....	4,478
7. Philip Rivers, 2016.....	4,386
8. Philip Rivers, 2014.....	4,286
9. Philip Rivers, 2009.....	4,254
10. Dan Fouts, 1979.....	4,082

TOUCHDOWN PASSES

1. Philip Rivers, 2008.....	34
2. Philip Rivers, 2016.....	33
Dan Fouts, 1981.....	33
4. Philip Rivers, 2013.....	32
5. Philip Rivers, 2014.....	31
6. Philip Rivers, 2010.....	30
Dan Fouts, 1980.....	30
8. Philip Rivers, 2015.....	29
9. Philip Rivers, 2009.....	28
10. Philip Rivers, 2011.....	27
Drew Brees, 2004.....	27
4. LaDainian Tomlinson, 2005.....	27
Dan Fouts, 1985.....	27
John Hadl, 1968.....	27

PASS ATTEMPTS

1. Philip Rivers, 2015.....	661
2. Dan Fouts, 1981.....	609
3. Dan Fouts, 1980.....	589
4. Philip Rivers, 2011.....	582
5. Philip Rivers, 2016.....	578
6. Philip Rivers, 2014.....	570
7. Philip Rivers, 2013.....	544
8. Philip Rivers, 2010.....	541
9. Dan Fouts, 1979.....	530
10. Philip Rivers, 2012.....	527

PASS COMPLETIONS

1. Philip Rivers, 2015.....	437
2. Philip Rivers, 2014.....	379
3. Philip Rivers, 2013.....	378
4. Philip Rivers, 2011.....	366
5. Dan Fouts, 1981.....	360
6. Philip Rivers, 2010.....	357
7. Philip Rivers, 2016.....	349
8. Dan Fouts, 1980.....	348
9. Philip Rivers, 2012.....	338
10. Dan Fouts, 1979.....	332

PASSES INTERCEPTED

1. John Hadl, 1968.....	32
2. John Hadl, 1972.....	26
3. John Hadl, 1971.....	25
Jack Kemp, 1960.....	25
5. Dan Fouts, 1980.....	24
Dan Fouts, 1979.....	24
John Hadl, 1962.....	24
8. Dan Fouts, 1986.....	22
John Hadl, 1967.....	22
Jack Kemp, 1961.....	22

RECEIVING YARDS

1. Lance Alworth, 1965.....	1,602
2. Lance Alworth, 1966.....	1,383
3. John Jefferson, 1980.....	1,340
4. Lance Alworth, 1968.....	1,312
5. Kellen Winslow, 1980.....	1,290
6. Anthony Miller, 1989.....	1,252
7. Lance Alworth, 1964.....	1,235
8. Tony Martin, 1995.....	1,224
9. Lance Alworth, 1963.....	1,205
10. Wes Chandler, 1985.....	1,199

RECEIVING TOUCHDOWNS

1. Tony Martin, 1996.....	14
Lance Alworth, 1965.....	14
3. Antonio Gates, 2004.....	13
John Jefferson, 1980.....	13
John Jefferson, 1978.....	13
Lance Alworth, 1966.....	13
Lance Alworth, 1964.....	13
8. Antonio Gates, 2014.....	12
Gary Garrison, 1970.....	12
10. Lance Alworth, 1963.....	11

RECEPTIONS

1. LaDainian Tomlinson, 2003.....	100
2. Tony Martin, 1995.....	90
3. Antonio Gates, 2005.....	89
Kellen Winslow, 1980.....	89
5. Kellen Winslow, 1983.....	88
Kellen Winslow, 1981.....	88
7. Lionel James, 1985.....	86
8. Tony Martin, 1996.....	85
9. Anthony Miller, 1993.....	84
10. John Jefferson, 1980.....	82

QUARTERBACK SACKS (since 1982)

1. Shawne Merriman, 2006.....	17
Leslie O'Neal, 1992.....	17
3. Lee Williams, 1986.....	15
4. Lee Williams, 1989.....	14
5. Leslie O'Neal, 1990.....	13.5
6. Marcellus Wiley, 2001.....	13
7. Shawne Merriman, 2007.....	12.5
Leslie O'Neal, 1995.....	12.5
Leslie O'Neal, 1994.....	12.5
Leslie O'Neal, 1989.....	12.5
Leslie O'Neal, 1986.....	12.5

INTERCEPTIONS

1. Antonio Cromartie, 2007.....	10
2. Charlie McNeil, 1961.....	9
3. Ryan McNeil, 2001.....	8
Dick Harris, 1963.....	8
Claude Gibson, 1962.....	8
Bob Zeman, 1961.....	8
7. Casey Hayward, 2016.....	7
Darren Carrington, 1993.....	7
Eric Weddle, 2011.....	7
Gill Byrd, 1990.....	7
(8) others with 7 each	

INTERCEPTION RETURN YARDS

1. Charlie McNeil, 1961.....	349
2. Stanley Richard, 1994.....	224
3. Vencie Glenn, 1987.....	166
4. Gill Byrd, 1984.....	157
5. Jeff Dale, 1986.....	153
6. Darren Carrington, 1992.....	152
7. Bob Laraba, 1961.....	151
8. Woodrow Lowe, 1979.....	150
9. Antonio Cromartie, 2007.....	144
10. Dick Harris, 1961.....	140

INTERCEPTION RETURN TOUCHDOWNS

1. Dick Harris, 1961.....	3
2. Demorriso Williams, 2012.....	2
Clinton Hart, 2005.....	2
Stanley Richard, 1994.....	2
Gill Byrd, 1984.....	2
Woodrow Lowe, 1979.....	2
Kenny Graham, 1969.....	2
Joe Beauchamp, 1968.....	2
Bob Laraba, 1961.....	2
Charlie McNeil, 1961.....	2

TOUCHDOWNS SCORED

1. LaDainian Tomlinson, 2006.....	31
2. LaDainian Tomlinson, 2005.....	20
3. Chuck Muncie, 1981.....	19
4. LaDainian Tomlinson, 2007.....	18
LaDainian Tomlinson, 2004.....	18
6. LaDainian Tomlinson, 2003.....	17
7. LaDainian Tomlinson, 2002.....	15
Lance Alworth, 1964.....	15
9. Tony Martin, 1996.....	14
Lance Alworth, 1965.....	14

POINTS SCORED

1. LaDainian Tomlinson, 2006.....	186
2. Nate Kaeding, 2009.....	146
3. Nick Novak, 2013.....	144
4. Nate Kaeding, 2006.....	136
5. John Carney, 1994.....	135
6. Nate Kaeding, 2008.....	127
7. John Carney, 1993.....	124
8. Nick Novak, 2011.....	122
9. Josh Lambo, 2016.....	120
LaDainian Tomlinson, 2005.....	120

FIELD GOALS

1. Nick Novak, 2013.....	34
John Carney, 1994.....	34
3. Nate Kaeding, 2009.....	32
4. John Carney, 1999.....	31
John Carney, 1993.....	31
6. John Carney, 1996.....	29
7. Nick Novak, 2011.....	27
Nate Kaeding, 2008.....	27
9. Josh Lambo, 2016.....	26
Josh Lambo, 2015.....	26
(3) others with 26 each	

FIELD GOAL ATTEMPTS

1. John Carney, 1993.....	40
2. John Carney, 1994.....	38
3. Nick Novak, 2013.....	37
4. John Carney, 1999.....	36
John Carney, 1996.....	36
Rolf Benirschke, 1980.....	36
7. Nate Kaeding, 2009.....	35
8. Nick Novak, 2011.....	34
9. Josh Lambo, 2016.....	32
Josh Lambo, 2015.....	32
(4) others with 32 each	

KICKOFF RETURN YARDS

1. Ronney Jenkins, 2001.....	1,541
2. Ronney Jenkins, 2000.....	1,531
3. Darren Sproles, 2005.....	1,528
4. Andre Coleman, 1995.....	1,411
5. Darren Sproles, 2008.....	1,376
6. Darren Sproles, 2009.....	1,300
7. Andre Coleman, 1994.....	1,293
8. Darren Sproles, 2010.....	1,257
9. Tim Dwight, 2004.....	1,222
10. Andre Coleman, 1996.....	1,210

KICKOFF RETURN TOUCHDOWNS

1. Ronney Jenkins, 2001.....	2
Andre Coleman, 1995.....	2
Andre Coleman, 1994.....	2
4. Micheal Spurlock, 2012.....	1
Richard Goodman, 2011.....	1
Darren Sproles, 2007, 2008.....	1
Tim Dwight, 2004.....	1
Ronney Jenkins, 2000.....	1
Rodney Harrison, 1997.....	1
Nate Lewis, 1991.....	1
(6) others with 1 each	

KICKOFF RETURNS

1. Ronney Jenkins, 2000.....	67
2. Darren Sproles, 2005.....	63
3. Andre Coleman, 1995.....	62
4. Ronney Jenkins, 2001.....	58
5. Andre Coleman, 1996.....	55
6. Darren Sproles, 2009.....	54
7. Darren Sproles, 2008.....	53
8. Darren Sproles, 2010.....	51
9. Tim Dwight, 2004.....	50
Leon Johnson, 2003.....	50

PUNT RETURN YARDS

1. Darrien Gordon, 1996.....	537
2. Eric Metcalf, 1997.....	489
3. Darrien Gordon, 1994.....	475
4. Leslie "Speedy" Duncan, 1965.....	464
5. Mike Fuller, 1979.....	448
6. Mike Fuller, 1978.....	436
Mike Fuller, 1976.....	436
8. Leslie "Speedy" Duncan, 1967.....	434
9. Mike Fuller, 1975.....	410
10. Lionel James, 1987.....	400

PUNT RETURN TOUCHDOWNS

1. Eric Metcalf, 1997.....	3
2. Darrien Gordon, 1994.....	2
Ron Smith, 1973.....	2
Leslie "Speedy" Duncan, 1965.....	2
5. Micheal Spurlock, 2012.....	1
Darren Sproles, 2007, 2009.....	1
Tim Dwight, 2001.....	1
Darrien Gordon, 1996.....	1
Andre Coleman, 1995.....	1
(10) others with 1 each	

PUNT RETURNS

1. Mike Fuller, 1979.....	46
2. Eric Metcalf, 1997.....	45
3. Mike Fuller, 1978.....	39
4. Eric Parker, 2006.....	37
5. Darrien Gordon, 1996.....	36
Darrien Gordon, 1994.....	36
Mike Fuller, 1975.....	36
Leslie "Speedy" Duncan, 1967.....	36
9. Mike Fuller, 1976.....	33
10. Latario Rachaj, 1998.....	32
Lionel James, 1987.....	32

BIG DAYS

*AFC Championship **AFC Playoff #Super Bowl @AFL Championship Game

300 YARDS PASSING (166 total, 159 regular season, 7 postseason)

503	— Philip Rivers at Green Bay, Oct. 18, 2015 (43 of 65, 2 TD)	336	— Philip Rivers vs. Oakland, Oct. 25, 2015 (38 of 58, 3 TD)
455	— Philip Rivers at Seattle, Sept. 26, 2010 (29 of 53, 2 TD)		— Philip Rivers vs. New England, Oct. 24, 2010 (34 of 50, 1 TD)
444	— Dan Fouts at San Francisco, Dec. 11, 1982 (33 of 48, 5 TD)		— Drew Brees vs. San Francisco, Nov. 17, 2002 (29 of 50, 2TD)
	— Dan Fouts vs. N.Y. Giants, Oct. 19, 1980 (26 of 41, 3 TD)		— Dan Fouts vs. Houston, Sept. 16, 1984 (26 of 37)
440	— Dan Fouts vs. Seattle, Sept. 15, 1985 (29 of 43, 4 TD)		— Dan Fouts vs. Oakland, Jan. 11, 1981 (22 of 45, 2 TD) *
436	— Philip Rivers vs. Baltimore, Sept. 20, 2009 (25 of 45, 2 TD)	335	— Philip Rivers vs. Minnesota, Sept. 11, 2011 (33 of 48, 2 TD)
	— Dan Fouts vs. L.A. Raiders, Nov. 10, 1985 (26 of 41, 4 TD)	334	— Philip Rivers vs. Jacksonville, Sept. 19, 2010 (22 of 29, 3 TD)
435	— Dan Fouts vs. Cincinnati, Dec. 20, 1982 (25 of 40, 1 TD)		— Philip Rivers at San Francisco, Oct. 15, 2006 (29 of 39, 2TD)
433	— Dan Fouts at Miami, Jan. 2, 1982 (33 of 53, 3 TD), OT **		— Dan Fouts vs. Pittsburgh, Dec. 13, 1987 (29 of 52, 1 TD)
431	— Philip Rivers at Oakland, Oct. 10, 2010 (27 of 42, 2 TD)	333	— Ed Luther vs. Kansas City, Dec. 16, 1984 (24 of 44, 1 TD)
419	— Philip Rivers at Philadelphia, Sept. 15, 2013 (36 of 47, 3 TD)		— Dan Fouts at Pittsburgh, Jan. 9, 1983 (27 of 42, 3 TD) **
411	— Philip Rivers at Oakland, Oct. 6, 2013 (35 of 48, 2 TD)		— Dan Fouts vs. Houston, Dec. 29, 1979 (25 of 47) **
410	— Dan Fouts vs. L.A. Raiders, Oct. 28, 1984 (24 of 45, 3 TD)		— Dan Fouts vs. Cleveland, Nov. 3, 1974 (12 of 21, 4 TD)
404	— Jim Harbaugh at Minnesota, Nov. 28, 1999 (22 of 39, 1 TD)	332	— Drew Brees vs. Seattle, Dec. 29, 2002 (27 of 49, 3TD)
403	— Philip Rivers vs. Detroit, Sept. 13, 2015 (34 of 41, 2 TD)		— Dan Fouts at Seattle, Sept. 9, 1984 (23 of 40, 2 TD)
401	— Philip Rivers vs. Dallas, Sept. 29, 2013 (35 of 42, 3 TD)		— John Hadl vs. Denver, Dec. 12, 1971 (21 of 36, 4 TD)
392	— Philip Rivers at Kansas City, Nov. 24, 2011 (27 of 39, 3 TD)	331	— Dan Fouts vs. Seattle, Oct. 9, 1983 (28 of 36, 1 TD)
389	— Jim McMahon vs. Houston, Sept. 17, 1989 (27 of 45, 2 TD)		— John Hadl at N.Y. Jets, Oct. 8, 1966 (22 of 41, 1 TD)
388	— Dan Fouts at Oakland, Oct. 12, 1980 (23 of 39, 1 TD)	330	— Dan Fouts at Cleveland, Sept. 7, 1981 (19 of 25, 3 TD)
387	— Dan Fouts vs. Oakland, Sept. 14, 1980 (29 of 44, 3 TD), OT	329	— Dan Fouts vs. New England, Nov. 9, 1975 (25 of 42, 1 TD)
385	— Philip Rivers vs. Green Bay, Nov. 6, 2011 (26 of 46, 4 TD)	326	— Philip Rivers vs. Miami, Nov. 13, 2016 (23 of 44, 3 TD)
383	— Philip Rivers at Baltimore, Nov. 30, 2014 (34 of 45, 3 TD)		— Philip Rivers at Indianapolis, Sept. 25, 2016 (26 of 39, 0 TD)
380	— Dan Fouts vs. Miami, Nov. 18, 1984 (37 of 56, 4 TD), OT		— Dan Fouts at L.A., Oct. 21, 1979 (17 of 32, 2 TD)
378	— Dan Fouts vs. New England, Sept. 18, 2011 (29 of 40, 2 TD)		— John Hadl at N.Y. Jets, Oct. 5, 1968 (17 of 37, 3 TD)
	— Drew Brees at Kansas City, Nov. 28, 2004 (28 of 37, 2 TD)	325	— Jim Harbaugh vs. Oakland, Dec. 26, 1999 (23 of 36, 2 TD)
377	— Philip Rivers vs. Jacksonville, Sept. 28, 2014 (29 of 39, 3 TD)		— John Hadl at Denver, Dec. 1, 1968 (21 of 35, 5 TD)
	— Philip Rivers at Denver, Sept. 14, 2008 (21 of 33, 3 TD)		— John Hadl vs. Cincinnati, Sept. 6, 1968 (20 of 37, 2 TD)
	— Doug Flutie vs. Seattle, Dec. 30, 2001 (34 of 53, 1 TD)	324	— Drew Brees vs. Kansas City, Oct. 30, 2005 (25 of 43, 3 TD)
376	— Dan Fouts at Green Bay, Oct. 7, 1984 (31 of 50, 3 TD)	322	— Philip Rivers at Cleveland, Dec. 24, 2016 (23 of 46, 2 TD)
373	— Philip Rivers at Cleveland, Dec. 6, 2009 (18 of 25, 2 TD)		— Dan Fouts vs. Denver, Nov. 29, 1987 (23 of 40)
372	— Dan Fouts vs. Pittsburgh, Dec. 8, 1985 (21 of 33, 3 TD)	321	— Philip Rivers vs. New Orleans, Oct. 2, 2016 (28 of 43, 2 TD)
371	— Philip Rivers at Atlanta, Oct. 23, 2016 (27 of 44, 1 TD)		— John Friesz vs. Cleveland, Oct. 20, 1991 (33 of 54, 1 TD)
	— Dan Fouts at Dallas, Oct. 26, 1980 (21 of 44, 3 TD)		— John Hadl at Oakland, Nov. 21, 1971 (20 of 36, 2 TD)
369	— Philip Rivers at Kansas City, Oct. 31, 2011 (26 of 41)		— John Hadl vs. Denver, Oct. 20, 1968 (9 of 18, 4 TD)
	— Dan Fouts at Houston, Dec. 17, 1978 (21 of 40, 4 TD)	320	— Mark Herrmann vs. Kansas City, Oct. 13, 1985 (26 of 36, 2 TD)
	— Tobin Rote at N.Y. Jets, Nov. 2, 1963 (21 of 29, 3 TD)	319	— Drew Brees vs. N.Y. Jets, Jan. 8, 2005 (31 of 42, 2TD) **
365	— Philip Rivers vs. Pittsburgh, Oct. 12, 2015 (35 of 48, 2 TD)		— Drew Brees vs. Kansas City, Oct. 13, 2002 (28 of 41, 2TD)
363	— Drew Brees vs. Green Bay, Dec. 14, 2003 (28 of 48, 2 TD)	318	— Dan Fouts vs. Seattle, Oct. 14, 1979 (28 of 35, 3 TD)
	— Dan Fouts vs. Denver, Nov. 9, 1980 (29 of 45, 1 TD)		— John Hadl at Oakland, Oct. 29, 1967 (19 of 39, 1 TD)
362	— Mark Herrmann at Kansas City, Dec. 22, 1985 (37 of 58, 3 TD)	317	— Philip Rivers vs. Kansas City, Nov. 29, 2009 (21 of 28, 2 TD)
359	— Philip Rivers at Oakland, Oct. 9, 2016 (21 of 30, 4 TD)	316	— Philip Rivers vs. Kansas City, Nov. 9, 2008 (27 of 36, 2 TD)
	— John Hadl vs. Oakland, Dec. 15, 1968 (21 of 52, 1 TD)		— Dan Fouts vs. Detroit, Sept. 13, 1981 (18 of 25, 1 TD)
358	— Philip Rivers vs. Cleveland, Oct. 4, 2015 (23 of 38, 3 TD)	315	— Stan Humphries at Kansas City, Oct. 9, 1995 (24 of 34, 1 TD)
	— Stan Humphries vs. Baltimore, Sept. 28, 1997 (17 of 26, 3 TD)		— Dan Fouts vs. Cleveland, Nov. 1, 1987 (25 of 42, 2 TD)
	— John Hadl vs. N.Y. Jets, Oct. 31, 1971 (19 of 27, 4 TD)		— Dan Fouts at L.A. Raiders, Oct. 28, 1985 (23 of 50, 2 TD)
357	— Dan Fouts at New England, Oct. 16, 1983 (25 of 37, 1 TD)		— John Hadl vs. Oakland, Dec. 3, 1967 (18 of 40, 2 TD)
	— Dan Fouts at L.A. Raiders, Nov. 22, 1982 (25 of 42, 1 TD)		— Jack Kemp at Boston, Oct. 7, 1961 (12 of 24, 2 TD)
	— Jack Kemp vs. Dallas Texans, Nov. 19, 1961 (15 of 27, 2 TD)	314	— Ed Luther vs. Washington, Oct. 31, 1983 (19 of 36, 2 TD)
356	— Philip Rivers at San Francisco, Dec. 20, 2014 (33 of 54, 4 TD)		— Dan Fouts vs. Buffalo, Jan. 3, 1981 (22 of 37, 2 TD) **
355	— Stan Humphries vs. Denver, Oct. 18, 1992 (20 of 27, 2 TD)		— John Hadl at Buffalo, Oct. 10, 1965 (18 of 29, 3 TD)
354	— Philip Rivers at New Orleans, Oct. 7, 2012 (27 of 42, 2 TD)	313	— Philip Rivers at Oakland, Oct. 12, 2014 (22 of 34, 3 TD)
	— Dan Fouts vs. N.Y. Jets, Sept. 4, 1983 (20 of 36, 2 TD)		— Philip Rivers at Denver, Jan. 2, 2011 (21 of 37, 0 TD)
353	— Doug Flutie at Dallas, Sept. 23, 2001 (23 of 38, 2 TD)		— Dan Fouts vs. Miami, Oct. 15, 1978 (22 of 30, 1 TD)
352	— Dan Fouts vs. Denver, Oct. 12, 1986 (26 of 40, 1 TD)	312	— John Hadl vs. Buffalo, Nov. 25, 1965 (18 of 37)
	— Dan Fouts vs. Cincinnati, Nov. 8, 1981 (20 of 40, 2 TD)	311	— Philip Rivers vs. Miami, Dec. 20, 2015 (26 of 36, 3 TD)
351	— Dan Fouts vs. Cleveland, Sept. 25, 1983 (24 of 38, 3 TD)		— Ryan Leaf at Denver, Nov. 19, 2000 (13 of 27, 3 TD)
	— Dan Fouts at Tampa Bay, Dec. 13, 1981 (33 of 49, 1 TD)		— Stan Humphries vs. Detroit, Nov. 11, 1996 (24 of 32, 3 TD)
350	— Billy Joe Tolliver at Washington, Dec. 10, 1989 (24 of 39, 2 TD)	310	— Philip Rivers at Oakland, Jan. 1, 2012 (19 of 26, 3 TD)
	— Dan Fouts vs. Kansas City, Nov. 25, 1979 (27 of 43, 3 TD)		— Dan Fouts vs. Minnesota, Oct. 11, 1981 (20 of 38, 2 TD)
348	— Jim Harbaugh at St. Louis, Oct. 1, 2000 (27 of 40, 2 TD)	309	— Philip Rivers at Jacksonville, Nov. 18, 2007 (22 of 40, 1 TD)
346	— Philip Rivers at Kansas City, Dec. 14, 2008 (34 of 48, 2 TD)	308	— Philip Rivers vs. Cincinnati, Dec. 20, 2009 (24 of 38, 3 TD)
345	— John Hadl at Denver, Oct. 22, 1967 (15 of 34, 3 TD)		— Philip Rivers at Pittsburgh, Jan. 11, 2009 (21 of 35, 3 TD) **
344	— Mark Herrmann at Seattle, Oct. 6, 1985 (26 of 35, 3 TD)		— Doug Flutie vs. Arizona, Nov. 25, 2001 (33 of 44, 2 TD)
	— Dan Fouts at Cincinnati, Sept. 22, 1985 (25 of 43, 2 TD)		— Billy Joe Tolliver at Denver, Dec. 16, 1990 (26 of 51, 1TD)
343	— Dan Fouts at Houston, Nov. 24, 1985 (24 of 36, 4 TD)		— Dan Fouts vs. Pittsburgh, Dec. 22, 1980 (21 of 37)
	— Dan Fouts vs. Buffalo, Dec. 1981 (28 of 42, 2 TD)	307	— Philip Rivers vs. Miami, Oct. 2, 2011 (21 of 31, 1 TD)
342	— Dan Fouts vs. Philadelphia, Nov. 30, 1980 (20 of 28, 2 TD)		— Doug Flutie at Philadelphia, Dec. 9, 2001 (20 of 44, 2 TD)
341	— Philip Rivers at Washington, Nov. 3, 2013 (29 of 46, 2 TD)		— John Hadl vs. Kansas City, Oct. 15, 1967 (17 of 32, 2 TD)
	— Philip Rivers at N.O. (at London), Oct. 26, 2008 (25 of 40, 3 TD)		— Jack Kemp vs. Oakland, Nov. 27, 1960 (13 of 24, 2 TD)
340	— Ed Luther vs. Dallas, Nov. 13, 1983 (26 of 43, 1 TD)	306	— Philip Rivers vs. New England, Oct. 12, 2008 (18 of 27, 3 TD)
339	— Drew Brees vs. Buffalo, Nov. 20, 2005 (28 of 33, 4 TD)		— Philip Rivers at Green Bay, Sept. 23, 2007 (27 of 36, 3 TD)
	— Dan Fouts vs. Seattle, Dec. 13, 1980 (28 of 42, 1 TD)	305	— John Friesz at L.A. Rams, Oct. 13, 1991 (21 of 33, 2 TD)
338	— Philip Rivers at Cincinnati, Nov. 12, 2006 (24 of 36, 3TD)		— Stan Humphries vs. Tennessee, Oct. 31, 2010 (27 of 36, 2 TD)
	— Ed Luther at St. Louis, Nov. 20, 1983 (24 of 50, 1 TD)		— Stan Humphries at Oakland, Sept. 3, 1995 (23 of 47, 1 TD)
	— Dan Fouts at Seattle, Sept. 18, 1983 (21 of 41, 4 TD)		— Billy Joe Tolliver vs. Denver, Dec. 24, 1989 (22 of 48)
	— Dan Fouts vs. Atlanta, Dec. 2, 1979 (28 of 38, 1 TD)		— Dan Fouts at Denver, Oct. 7, 1979 (27 of 45)
337	— Philip Rivers at Tampa Bay, Nov. 11, 2012 (29 of 37, 3 TD)	304	— Craig Whelihan vs. Denver, Nov. 29, 1998 (30 of 53, 1 TD)
	— Stan Humphries vs. S.F., Dec. 11, 1994 (25 of 43, 1 TD)	303	— Philip Rivers vs. Miami, Sept. 27, 2009 (18 of 33, 0 TD)
	— Dan Fouts vs. Denver, Nov. 28, 1982 (27 of 40, 3 TD)		— Dan Fouts vs. L.A. Raiders, Jan. 2, 1983 (18 of 38, 1 TD)
	— Jack Kemp at Houston, Sept. 18, 1960 (27 of 44, 4 TD)		— Dan Fouts at Oakland, Oct. 25, 1979 (21 of 37, 2 TD)

302 — Dan Fouts vs. Denver, Nov. 3, 1985 (23 of 34, 2 TD)
 Dan Fouts vs. Seattle, Oct. 4, 1981 (30 of 40, 3 TD)
 Jack Kemp at N.Y. Titans, Oct. 15, 1961 (15 of 38)

301 — Philip Rivers at Baltimore, Nov. 1, 2015 (28 of 37, 1 TD)
 300 — Philip Rivers at Jacksonville, Nov. 29, 2015 (29 of 43, 4 TD)

300-YARD PASSING GAMES BY PLAYER

Dan Fouts (56 total, 51 regular season, 5 postseason), Philip Rivers (48 total, 47 regular season, 1 postseason), John Hadl (16), Drew Brees (8 total, 7 regular season, 1 postseason), Stan Humphries (6), Jack Kemp (5), Doug Flutie (4), Ed Luther (4), Jim Harbaugh (3), Mark Hermann (3), Billy Joe Tolliver (3), John Friesz (2), Ryan Leaf (1), Jim McMahon (1), Tobin Rote (1), Craig Whelihan (1)

300-YARD PASSING GAMES BY SEASON

1960 — Jack Kemp (2)
 1961 — Jack Kemp (3)
 1963 — Tobin Rote (1)
 1965 — John Hadl (2)
 1966 — John Hadl (2)
 1967 — John Hadl (4)
 1968 — John Hadl (5)
 1971 — John Hadl (3)
 1974 — Dan Fouts (1)
 1975 — Dan Fouts (1)
 1978 — Dan Fouts (2)
 1979 — Dan Fouts (7, including 1 postseason)
 1980 — Dan Fouts (10, including 2 postseason)
 1981 — Dan Fouts (8, including 1 postseason)
 1982 — Dan Fouts (6, including 1 postseason)
 1983 — Dan Fouts (5)
 Ed Luther (3)
 1984 — Dan Fouts (5)
 Ed Luther (1)

1985 — Dan Fouts (7)
 Mark Hermann (3)
 1986 — Dan Fouts (1)
 1987 — Dan Fouts (3)
 1989 — Billy Joe Tolliver (2)
 Jim McMahon (1)
 1990 — Billy Joe Tolliver (1)
 1991 — John Friesz (2)
 1992 — Stan Humphries (1)
 1994 — Stan Humphries (1)
 1995 — Stan Humphries (2)
 1996 — Stan Humphries (1)
 1997 — Stan Humphries (1)
 1998 — Craig Whelihan (1)
 1999 — Jim Harbaugh (2)
 2000 — Jim Harbaugh (1)
 Ryan Leaf (1)
 2001 — Doug Flutie (4)
 2002 — Drew Brees (3)

2003 — Drew Brees (1)
 2004 — Drew Brees (2, including 1 postseason)
 2005 — Drew Brees (2)
 2006 — Philip Rivers (2)
 2007 — Philip Rivers (2)
 2008 — Philip Rivers (6, including 1 postseason)
 2009 — Philip Rivers (5)
 2010 — Philip Rivers (6)
 2011 — Philip Rivers (6)
 2012 — Philip Rivers (2)
 2013 — Philip Rivers (5)
 2014 — Philip Rivers (4)
 2015 — Philip Rivers (8)
 2016 — Philip Rivers (6)

100 YARDS RUSHING (194 total, 186 regular season, 8 postseason)

243 — LaDainian Tomlinson vs. Oakland, Dec. 28, 2003 (31 att., 2 TD)
 220 — LaDainian Tomlinson vs. Denver, Dec. 1, 2002 (37 att., 3 TD)
 217 — LaDainian Tomlinson vs. N.E., Sept. 29, 2002 (27 att., 2 TD)
 Gary Anderson vs. Kansas City, Dec. 18, 1988 (34 att., 1 TD)
 206 — Keith Lincoln vs. Boston, Jan. 5, 1964 (13 att., 1 TD) @
 200 — LaDainian Tomlinson at Cleveland, Oct. 19, 2003 (26 att., 1 TD)
 199 — LaDainian Tomlinson vs. Kansas City, Dec. 17, 2006 (25 att., 2 TD)
 198 — LaDainian Tomlinson vs. Oakland, Oct. 14, 2007 (24 att., 4 TD)
 196 — Melvin Gordon vs. Tennessee, Nov. 6, 2016 (32 att., 1 TD)
 192 — LaDainian Tomlinson vs. N.Y. Giants, Sept. 25, 2005 (21 att., 3 TD)
 189 — Brad Hubbert vs. N.Y. Jets, Dec. 24, 1967 (15 att., 2 TD)
 187 — LaDainian Tomlinson at Oakland, Sept. 28, 2003 (28 att., 1 TD)
 184 — LaDainian Tomlinson at Washington, Nov. 27, 2005 (25 att., 3 TD)
 183 — LaDainian Tomlinson vs. St. Louis, Oct. 29, 2006 (25 att., 2 TD)
 Jermaine Fazande at Denver, Jan. 2, 2000 (30 att., 1 TD)
 Paul Lowe vs. Denver, Dec. 22, 1963 (17 att., 2 TD)
 181 — Gary Brown at Oakland, Oct. 5, 1997 (36 att., 1 TD)
 178 — LaDainian Tomlinson at Buffalo, Dec. 3, 2006 (28 att., 2 TD)
 177 — LaDainian Tomlinson at Kansas City, Dec. 2, 2007 (23 att., 2 TD)
 176 — Marion Butts vs. Kansas City, Dec. 17, 1989 (39 att.)
 172 — LaDainian Tomlinson vs. Cleveland, Nov. 5, 2006 (18 att., 3 TD)
 170 — Gary Anderson vs. Pittsburgh, Dec. 11, 1988 (26 att.)
 169 — Gary Brown vs. Indianapolis, Oct. 26, 1997 (28 att., 1 TD)
 166 — Keith Lincoln at Oakland, Sept. 30, 1962 (12 att., 1 TD)
 165 — Natrone Means at Kansas City, Sept. 20, 1998 (22 att., 1 TD)
 Paul Lowe at Houston, Jan. 1, 1961 (21 att., 1 TD) @
 164 — LaDainian Tomlinson at Oakland, Nov. 21, 2004 (37 att., 1 TD)
 162 — LaDainian Tomlinson vs. Minnesota, Nov. 9, 2003 (16 att., 2 TD)
 161 — Chuck Muncie at Cleveland, Sept. 7, 1981 (24 att., 1 TD)
 Paul Lowe vs. N.Y. Jets, Oct. 13, 1963 (16 att., 1 TD)
 159 — Marion Butts vs. N.Y. Jets, Dec. 2, 1990 (26 att., 2 TD)
 157 — Clarence Williams vs. Buffalo, Sept. 16, 1979 (18 att., 4 TD)
 Don Woods vs. Miami, Sept. 29, 1974 (18 att., 2 TD)
 Paul Lowe vs. Houston, Oct. 3, 1965 (20 att.)
 155 — Earnest Jackson at L.A. Raiders, Sept. 24, 1984 (29 att., 1 TD)
 154 — Don Woods vs. Kansas City, Oct. 27, 1974 (22 att., 1 TD)
 153 — LaDainian Tomlinson at Oakland, Oct. 20, 2002 (39 att., 1 TD)
 151 — Chuck Muncie at Seattle, Nov. 16, 1981 (20 att., 2 TD)
 Dick Post vs. Miami, Nov. 3, 1968 (21 att.)
 150 — Rod Bernstein at Indianapolis, Oct. 18, 1992 (23 att., 2 TD)
 149 — Paul Lowe vs. Oakland, Nov. 27, 1960 (26 att., 1 TD)
 147 — Michael Turner at Denver, Oct. 7, 2007 (10 att., 1 TD)
 LaDainian Tomlinson vs. Tennessee, Oct. 3, 2004 (17 att., 1 TD)
 Dick Post at Cincinnati, Sept. 21, 1969 (15 att.)
 146 — LaDainian Tomlinson at Tennessee, Dec. 9, 2007 (26 att., 1 TD)
 145 — LaDainian Tomlinson at Kansas City, Dec. 23, 2001 (27 att.)
 Gary Anderson at Atlanta, Nov. 13, 1988 (24 att.)
 Mike Garrett vs. Oakland, Dec. 3, 1972 (28 att.)
 144 — Ryan Mathews vs. Kansas City, Dec. 29, 2013 (24 att.)
 Lydell Mitchell vs. Kansas City, Nov. 12, 1978 (29 att.), OT
 142 — Don Woods at N.Y. Jets, Dec. 1, 1974 (25 att., 1 TD)
 140 — LaDainian Tomlinson at Oakland, Oct. 16, 2005 (31 att., 1 TD)
 Dick Post vs. Cincinnati, Sept. 6, 1968 (16 att., 1 TD)
 139 — Natrone Means vs. Miami, Jan. 8, 1995 (24 att., 1 TD)**
 138 — Michael Turner vs. Tennessee, Sept. 17, 2006 (13 att.)
 137 — Ryan Mathews vs. Denver, Nov. 27, 2011 (22 att.)
 Paul Lowe at Boston, Oct. 28, 1960 (8 att., 2 TD)

134 — LaDainian Tomlinson at New England, Oct. 2, 2005 (25 att., 2 TD)
 133 — Don Woods vs. Philadelphia, Oct. 6, 1974 (21 att.)
 132 — LaDainian Tomlinson vs. Kansas City, Sept. 30, 2007 (20 att., 1 TD)
 Mike Garrett at Baltimore, Oct. 8, 1972 (27 att., 2 TD)
 131 — LaDainian Tomlinson at Oakland, Sept. 11, 2006 (31 att., 1 TD)
 LaDainian Tomlinson vs. Tampa Bay, Dec. 12, 2004 (25 att., 1 TD)
 LaDainian Tomlinson at Kansas City, Dec. 22, 2002 (24 att.)
 Gary Anderson at Kansas City, Sept. 25, 1988 (23 att., 1 TD)
 130 — Natrone Means at Indianapolis, Oct. 4, 1998 (31 att., 1 TD)
 Mike Garrett at Cleveland, Oct. 28, 1973 (19 att.)
 Keith Lincoln vs. Oakland, Oct. 27, 1963 (15 att.)
 129 — Chuck Muncie vs. L.A. Raiders, Jan. 2, 1983 (26 att., 2 TD)
 128 — Marion Butts vs. Seattle, Nov. 25, 1990 (28 att.)
 Dick Post vs. Denver, Nov. 23, 1969 (17 att., 3 TD)
 Paul Lowe at Buffalo, Sept. 30, 1961 (22 att., 1 TD)
 127 — Ryan Mathews vs. Denver, Dec. 12, 2011 (29 att., 1 TD)
 Ryan Mathews at Miami, Nov. 17, 2013 (19 att.)
 Terrell Fletcher at Arizona, Dec. 27, 1998 (23 att.)
 Aaron Hayden vs. Cleveland, Dec. 3, 1995 (32 att., 2 TD)
 Lionel James at Cincinnati, Sept. 22, 1985 (12 att., 1 TD)
 Keith Lincoln at Kansas City, Oct. 20, 1963 (10 att., 1 TD)
 126 — Chuck Muncie at Pittsburgh, Jan. 9, 1983 (25 att.)**
 Chuck Muncie vs. Baltimore, Dec. 9, 1986 (10 att.)
 Ryan Lowe vs. N.Y. Jets, Dec. 11, 1966 (14 att., 2 TD)
 125 — Paul Mathews at Denver, Oct. 9, 2011 (24 att.)
 Natrone Means vs. Kansas City, Oct. 9, 1994 (19 att., 1 TD)
 Paul Lowe vs. Oakland, Nov. 13, 1966 (10 att.)
 124 — Earnest Jackson vs. Miami, Nov. 18, 1984 (28 att., 1 TD) OT
 Rickey Young at Kansas City, Dec. 7, 1975 (25 att., 2 TD)
 123 — LaDainian Tomlinson vs. New England, Jan. 14, 2007 (23 att., 2 TD)
 LaDainian Tomlinson at Seattle, Dec. 24, 2006 (22 att.)
 Dick Post vs. Cincinnati, Oct. 4, 1969 (19 att.)
 122 — Darren Sproles vs. Detroit, Dec. 16, 2007 (25 att., 2 TD)
 Terrell Fletcher at Washington, Dec. 6, 1998 (34 att.)
 Natrone Means at Philadelphia, Sept. 17, 1995 (23 att.)
 Paul Lowe vs. Denver, Sept. 11, 1965 (18 att., 1 TD)
 121 — LaDainian Tomlinson at Houston, Sept. 12, 2004 (26 att., 1 TD)
 Marion Butts at N.Y. Jets, Oct. 14, 1990 (26 att., 2 TD)
 Dick Post vs. Denver, Oct. 20, 1968 (11 att., 1 TD)
 Dick Post at Buffalo, Oct. 1, 1967 (20 att., 1 TD)
 120 — Ryan Mathews at Denver, Jan. 2, 2011 (26 att., 3 TD)
 LaDainian Tomlinson at St. Louis, Nov. 10, 2002 (24 att., 1 TD)
 Natrone Means at New Orleans, Oct. 16, 1994 (26 att., 3 TD)
 Marion Butts vs. Indianapolis, Nov. 1, 1992 (27 att., 1 TD)
 Gary Anderson vs. Seattle, Sept. 18, 1988 (19 att., 1 TD)
 Chuck Muncie at Miami, Jan. 2, 1982 (24 att., 1 TD) OT**
 119 — Marion Butts vs. Kansas City, Jan. 2, 1993 (15 att., 1 TD)**
 Chuck Muncie vs. Buffalo, Dec. 6, 1981 (22 att., 1 TD)
 118 — Natrone Means vs. Miami, Dec. 27, 1993 (18 att., 3 TD)
 Don Woods vs. Oakland, Oct. 13, 1974 (17 att., 1 TD)
 117 — Don Woods at Oakland, Nov. 17, 1974 (27 att., 1 TD)
 116 — LaDainian Tomlinson vs. Detroit, Dec. 16, 2007 (15 att., 2 TD)
 Gary Anderson vs. Denver, Nov. 3, 1985 (22 att., 1 TD)
 Dick Post vs. Kansas City, Oct. 15, 1967 (15 att., 1 TD)

Continued next page

- 115 — Darren Sproles vs. Denver, Dec. 28, 2008 (14 att., 1 TD)
 Natrone Means vs. Denver, Sept. 24, 1995 (27 att., 2 TD)
 Natrone Means vs. Seattle, Sept. 10, 1995 (26 att.)
 Chuck Muncie vs. Pittsburgh, Dec. 22, 1980 (26 att., 1 TD)
 Chuck Muncie vs. Denver, Nov. 9, 1980 (23 att.)
- 114 — Brandon Oliver vs. New York Jets, Oct. 5, 2014 (19 att., 1 TD)
 Ryan Mathews vs. Buffalo, Dec. 11, 2011 (20 att.)
 LaDainian Tomlinson at Cincinnati, Sept. 8, 2002 (21 att., 1 TD)
 Rod Bernstine vs. Denver, Dec. 30, 1990 (27 att.)
 Marion Butts vs. Denver, Nov. 11, 1990 (16 att.)
- 113 — Michael Turner at Indianapolis, Dec. 18, 2005 (8 att., 1 TD)
 LaDainian Tomlinson vs. Denver, Dec. 5, 2004 (30 att., 2 TD)
 LaDainian Tomlinson vs. Washington, Sept. 9, 2001 (36 att., 2 TD)
 Dick Post at Oakland, Nov. 16, 1969 (20 att.)
- 112 — Ryan Mathews at Jacksonville, Dec. 5, 2011 (13 att., 1 TD)
 Natrone Means vs. Philadelphia, Oct. 18, 1998 (21 att., 1 TD)
 Rod Bernstine vs. Kansas City, Sept. 29, 1991 (26 att., 1 TD)
 John Cappelletti at Seattle, Sept. 7, 1980 (16 att.)
 Paul Lowe at Denver, Nov. 7, 1965 (17 att.)
- 111 — Melvin Gordon at Denver, Oct. 30, 2016 (23 att.)
 Mike Tolbert vs. Denver, Nov. 22, 2010 (25 att., 1 TD)
 LaDainian Tomlinson at Cleveland, Dec. 19, 2004 (26 att., 2 TD)
 Rickey Young vs. N.Y. Jets, Dec. 15, 1975 (21 att., 1 TD)
- 110 — Ryan Mathews at Jacksonville, Oct. 20, 2013 (21 att., 1 TD)
 LaDainian Tomlinson at Buffalo, Dec. 15, 2002 (28 att., 1 TD)
 Chuck Muncie at Kansas City, Sept. 12, 1983 (27 att., 1 TD)
 Paul Lowe at N.Y. Titans, Oct. 23, 1965 (16 att., 2 TD)
 Paul Lowe vs. N.Y. Titans, Nov. 5, 1961 (9 att., 1 TD)
- 109 — LaDainian Tomlinson vs. Oakland, Nov. 26, 2006 (19 att., 2 TD)
 Mike Thomas vs. Kansas City, Nov. 16, 1980 (27 att., 2 TD)
 Fred Ford vs. N.Y. Titans, Dec. 18, 1960 (7 att., 1 TD)
- 108 — Dick Post at Kansas City, Nov. 19, 1967 (18 att., 1 TD)
 Gerry McDougall vs. Oakland, Dec. 2, 1962 (22 att., 2 TD)
- 107 — LaDainian Tomlinson vs. Denver, Dec. 24, 2007 (19 att., 1 TD)
 LaDainian Tomlinson at N.Y. Jets, Nov. 6, 2005 (25 att., 3 TD)
 LaDainian Tomlinson vs. Cincinnati, Sept. 30, 2001 (21 att., 3 TD)
 Natrone Means vs. Cincinnati, Sept. 11, 1994 (21 att., 1 TD)
- 106 — LaDainian Tomlinson at Oakland, Sept. 28, 2008 (20 att., 2 TD)
 LaDainian Tomlinson vs. Kansas City, Nov. 30, 2003 (19 att., 1 TD)
 Dick Post vs. Buffalo, Dec. 14, 1969 (19 att., 2 TD)
 Russ Smith at Denver, Dec. 1, 1968 (18 att., 1 TD)
 Paul Lowe at Oakland [S.F.], Oct. 22, 1961 (11 att., 2 TD)
 Paul Lowe vs. Denver, Dec. 10, 1960 (19 att., 1 TD)
- 105 — Ryan Mathews vs. St. Louis, Nov. 23, 2014 (12 att., 1 TD)
 Darren Sproles vs. Indianapolis, Jan. 3, 2009 (22 att., 2 TD) **
 LaDainian Tomlinson at N.O. (at London), Oct. 26, 2008 (19 att.)
 LaDainian Tomlinson at Denver, Nov. 19, 2006 (20 att., 3 TD)
 LaDainian Tomlinson vs. Baltimore, Sept. 21, 2003 (23 att., 1 TD)
 Natrone Means at Minnesota, Nov. 7, 1993 (17 att., 1 TD)
 James Brooks vs. Cincinnati, Dec. 20, 1982 (12 att., 3 TD)
 Don Woods vs. L.A., Oct. 12, 1975 (24 att., 1 TD) OT
 Don Woods vs. Denver, Dec. 15, 1974 (24 att., 1 TD)
 LaDainian Tomlinson at Cincinnati, Nov. 12, 2006 (22 att., 4 TD)
 Natrone Means vs. Seattle, Oct. 30, 1994 (26 att., 1 TD)
 Marion Butts vs. Tampa Bay, Nov. 22, 1992 (22 att.)
 Rod Bernstine vs. Miami, Dec. 25, 1991 (13 att., 3 TD)
 Mike Garrett vs. Denver, Sept. 24, 1972 (21 att., 1 TD)
 Gene Foster at Oakland, Oct. 13, 1968 (27 att., 1 TD)
 Gene Foster at Oakland, Sept. 19, 1965 (21 att.)
- 103 — Ryan Mathews vs. New York Giants, Dec. 8, 2013 (29 att., 1 TD)
 Mike Tolbert at Indianapolis, Nov. 28, 2010 (26 att., 1 TD)
 LaDainian Tomlinson vs. Denver, Dec. 10, 2006 (28 att., 3 TD)
 Jesse Chatman vs. Jacksonville, Oct. 10, 2004 (11 att., 1 TD)
 Rod Bernstine at Denver, Sept. 22, 1991 (18 att.)
 Marion Butts vs. Cincinnati, Sept. 16, 1990 (18 att.)
- 102 — Melvin Gordon vs. Jacksonville, Sept. 18, 2016 (24 att., 1 TD)
 Ryan Mathews vs. Indianapolis, Oct. 14, 2013 (22 att.)
 LaDainian Tomlinson at Cleveland, Oct. 7, 2001 (19 att., 1 TD)
 Natrone Means at Atlanta, Nov. 6, 1994 (25 att.)
 Chuck Muncie vs. Minnesota, Oct. 11, 1981 (21 att., 2 TD)
 Mike Garrett vs. Houston, Nov. 26, 1972 (17 att.)
 Keith Lincoln vs. Houston, Dec. 1, 1963 (13 att., 1 TD)
 Jacque MacKinnon vs. Buffalo, Nov. 11, 1962 (17 att.)
- 101 — Brandon Oliver at Oakland, Oct. 12, 2014 (26 att., 1 TD)
 Natrone Means at Oakland, Oct. 11, 1998 (37 att.)
 Lydell Mitchell vs. Cincinnati, Nov. 5, 1978 (28 att.)
 Keith Lincoln at Buffalo, Nov. 17, 1963 (10 att., 1 TD)
- 100 — Mike Tolbert vs. Arizona, Oct. 3, 2010 (16 att., 1 TD)
 Natrone Means vs. Denver, Oct. 23, 1994 (19 att.)
 Gary Anderson vs. Kansas City, Nov. 2, 1986 (25 att.)
 Sid Edwards at Houston, Sept. 15, 1974 (16 att.)
 Keith Lincoln at Denver, Nov. 8, 1964 (20 att., 1 TD)
 Paul Lowe at Dallas Texans, Sept. 10, 1961 (13 att., 1 TD)

100-YARD RUSHING GAMES BY PLAYER

LaDainian Tomlinson (47 total, 46 regular season, 1 postseason), Paul Lowe (16 total, 15 regular season, 1 postseason), Natrone Means (16 total, 15 regular season, 1 postseason), Ryan Mathews (12), Chuck Muncie (11 total, 9 regular season, 2 post-season), Dick Post (11), Marion Butts (9 total, 8 regular season, 1 postseason), Don Woods (8), Gary Anderson (7), Keith Lincoln (7 total, 6 regular season, 1 postseason), Rod Bernstine (5), Mike Garrett (5), Melvin Gordon (3), Darren Sproles (3 total, 2 regular season, 1 postseason), Mike Tolbert (3), Michael Turner (3), Gary Brown (2), Terrell Fletcher (2), Gene Foster (2), Earnest Jackson (2), Lydell Mitchell (2), Brandon Oliver (2), Rickey Young (2), James Brooks (1), John Cappelletti (1), Jesse Chatman (1), Sid Edwards (1), Jermaine Fazande (1), Fred Ford (1), Aaron Hayden (1), Brad Hubbard (1), Lionel James (1), Jacque MacKinnon (1), Gerry McDougall (1), Russ Smith (1), Mike Thomas (1), Clarence Williams (1)

100-YARD RUSHING GAMES BY SEASON

1960 — Paul Lowe (4, including 1 postseason)	1980 — Chuck Muncie (2)	2001 — LaDainian Tomlinson (4)
Fred Ford (1)	John Cappelletti (1)	2002 — LaDainian Tomlinson (7)
1961 — Paul Lowe (4)	Mike Thomas (1)	2003 — LaDainian Tomlinson (6)
1962 — Keith Lincoln (1)	1981 — Chuck Muncie (5, incl. 1 postseason)	2004 — LaDainian Tomlinson (6)
Jacque MacKinnon (1)	1982 — Chuck Muncie (3, incl. 1postseason)	Jesse Chatman (1)
Gerry McDougall (1)	James Brooks (1)	2005 — LaDainian Tomlinson (5)
1963 — Keith Lincoln (5, incl. 1 postseason)	1983 — Chuck Muncie (1)	Michael Turner (1)
Paul Lowe (2)	1984 — Earnest Jackson (2)	2006 — LaDainian Tomlinson (11, incl. 1 postseason)
1964 — Keith Lincoln (1)	1985 — Gary Anderson (1)	Michael Turner (1)
1965 — Paul Lowe (4)	Lionel James (1)	2007 — LaDainian Tomlinson (6)
Gene Foster (1)	1986 — Gary Anderson (1)	Darren Sproles (1)
1966 — Paul Lowe (2)	1988 — Gary Anderson (5)	Michael Turner (1)
1967 — Dick Post (3)	1989 — Marion Butts (1)	2008 — Darren Sproles (2, incl. 1 postseason)
Brad Hubbard (1)	1990 — Marion Butts (5)	LaDainian Tomlinson (2)
1968 — Dick Post (3)	Rod Bernstine (1)	2010 — Mike Tolbert (3)
Gene Foster (1)	1991 — Rod Bernstine (3)	Ryan Mathews (1)
Russ Smith (1)	1992 — Marion Butts (3, incl. 1 postseason)	2011 — Ryan Mathews (4)
1969 — Dick Post (5)	Rod Bernstine (1)	2013 — Ryan Mathews (6)
1972 — Mike Garrett (4)	1993 — Natrone Means (2)	2014 — Brandon Oliver (2)
1973 — Mike Garrett (1)	1994 — Natrone Means (7, incl. 1 postseason)	Ryan Mathews (1)
1974 — Don Woods (7)	1995 — Natrone Means (3)	2016 — Melvin Gordon (3)
Cid Edwards (1)	Aaron Hayden (1)	
1975 — Rickey Young (2)	1997 — Gary Brown (2)	
Don Woods (1)	1998 — Natrone Means (4)	
1978 — Lydell Mitchell (2)	Terrell Fletcher (2)	
1979 — Clarence Williams (1)	1999 — Jermaine Fazande (1)	

100 YARDS RECEIVING (355 total, 339 regular season, 16 postseason)

260	–	Wes Chandler vs. Cincinnati, Dec. 20, 1982 (10 rec., 2 TD)	Harrison Davis vs. Cleveland, Nov. 3, 1974 (4 rec., 1 TD)
243	–	Wes Chandler vs. Seattle, Sept. 15, 1985 (13 rec., 1 TD)	Lance Alworth at Denver, Oct. 22, 1967 (5 rec., 1 TD)
232	–	Lance Alworth at Kansas City, Oct. 20, 1963 (9 rec., 2 TD)	Lance Alworth vs. N.Y. Jets, Oct. 23, 1965 (7 rec., 1 TD)
213	–	Malcom Floyd at Oakland, Oct. 10, 2010 (8 rec., 1 TD)	141 – Vincent Jackson vs. Green Bay, Nov. 6, 2011 (7 rec., 3 TD)
		Lance Alworth at Oakland, Oct. 29, 1967 (10 rec., 1 TD)	Vincent Jackson vs. Baltimore, Sept. 20, 2009 (6 rec., 1 TD)
211	–	Lance Alworth vs. Denver, Sept. 11, 1965 (7 rec., 1 TD)	Jeff Graham at Minnesota, Nov. 28, 1999 (6 rec.)
210	–	Lance Alworth at Boston, Nov. 10, 1963 (13 rec., 1 TD)	140 – Tyrell Williams at Atlanta, Oct. 23, 2016 (7 rec.)
203	–	Lance Alworth vs. Oakland, Nov. 1, 1964 (8 rec., 2 TD)	Malcom Floyd vs. Washington, Jan. 3, 2010 (9 rec.)
194	–	Wes Chandler vs. Cincinnati, Nov. 8, 1981 (10 rec., 2 TD)	Wes Chandler at Houston, Dec. 6, 1987 (10 rec.)
191	–	Charlie Joiner at Cleveland, Sept. 7, 1981 (6 rec.)	Dave Kocourek vs. Houston, Sept. 23, 1962 (5 rec.)
188	–	Gary Garrison vs. N.Y. Jets, Sept. 28, 1969 (10 rec., 2 TD)	139 – David Boston vs. Cincinnati, Nov. 23, 2003 (9 rec., 2 TD)
185	–	Lance Alworth vs. Buffalo, Nov. 26, 1964 (4 rec., 2 TD)	138 – Tony Martin at Oakland, Sept. 22, 1996 (10 rec., 3 TD)
183	–	Lance Alworth vs. Houston, Sept. 21, 1968 (8 rec., 1 TD)	Wes Chandler vs. L.A. Raiders, Jan. 2, 1983 (6 rec., 1 TD)
182	–	Lance Alworth at Oakland, Oct. 13, 1968 (9 rec., 1 TD)	137 – Anthony Miller vs. Cincinnati, Sept. 26, 1990 (9 rec.)
181	–	David Boston at Jacksonville, Oct. 5, 2003 (14 rec., 2 TD)	John Jefferson vs. Seattle, Oct. 14, 1979 (9 rec., 2 TD)
		Lance Alworth at Kansas City, Nov. 14, 1965 (6 rec., 1 TD)	Lance Alworth at N.Y. Jets, Oct. 5, 1968 (8 rec., 1 TD)
180	–	Lance Alworth at N.Y. Jets, Nov. 2, 1963 (5 rec., 1 TD)	136 – Antonio Gates vs. Dallas, Sept. 29, 2013 (10 rec., 1 TD)
179	–	Bobby Duckworth vs. Chicago, Dec. 3, 1984 (3 rec., 1 TD)	135 – Keenan Allen vs. Jacksonville, Sept. 28, 2014 (10 rec.)
177	–	Lance Alworth at Boston, Oct. 23, 1966 (6 rec., 2 TD)	Charlie Joiner at Oakland, Oct. 12, 1980 (8 rec.)
175	–	Dave Kocourek vs. Buffalo, Dec. 10, 1961 (3 rec., 1 TD)	134 – Danario Alexander at Tampa Bay, Nov. 11, 2012 (5 rec., 1 TD)
172	–	Vincent Jackson at New England (10 rec., 2 TD)	Vincent Jackson vs. New England, Oct. 12, 2008 (5 rec., 1 TD)
		Tony Martin vs. San Francisco, Dec. 11, 1994 (9 rec., 1 TD)	Wes Chandler vs. Cleveland, Sept. 25, 1983 (6 rec., 2 TD)
		Jackie MacKinnon vs. Denver, Oct. 20, 1968 (6 rec., 2 TD)	Charlie Joiner vs. St. Louis, Sept. 26, 1976 (5 rec., 1 TD)
171	–	Kellen Winslow vs. Pittsburgh, Dec. 22, 1980 (10 rec.)	Gene Foster vs. Miami, Oct. 2, 1966 (6 rec., 2 TD)
		Charlie Joiner vs. N.Y. Giants, Oct. 19, 1980 (10 rec., 1 TD)	133 – Keenan Allen at Minnesota, Sept. 27, 2015 (12 rec., 2 TD)
		Lance Alworth at Denver, Dec. 1, 1968 (9 rec., 4 TD)	Ronnie Harmon vs. Indianapolis, Dec. 31, 1995 (10 rec.)**
169	–	Lance Alworth at Kansas City, Oct. 27, 1968 (6 rec.)	Pete Holohan at Seattle, Sept. 9, 1984 (6 rec.)
		Lance Alworth at Kansas City, Nov. 15, 1964 (5 rec., 1 TD)	132 – Antonio Gates at N.Y. Jets, Nov. 6, 2005 (8 rec.)
		Dave Kocourek vs. Dallas Texans, Nov. 19, 1961 (7 rec., 1 TD)	Tony Martin vs. Cleveland, Dec. 3, 1995 (9 rec., 1 TD)
168	–	Tony Martin at Indianapolis, Nov. 17, 1995 (10 rec., 2 TD)	Kellen Winslow vs. Oakland, Sept. 14, 1980 (9 rec., 1 TD)
		Lionel James vs. L.A. Raiders, Dec. 10, 1985 (11 rec., 1 TD)	131 – Lance Alworth vs. Denver, Oct. 20, 1968 (4 rec., 1 TD)
		Charlie Joiner at L.A., Oct. 21, 1979 (7 rec.)	130 – Charlie Joiner vs. Oakland, Jan. 11, 1981 (6 rec., 2 TD)*
		Lance Alworth at Buffalo, Oct. 10, 1965 (8 rec., 2 TD)	John Jefferson vs. Kansas City, Nov. 12, 1978 (7 rec., 2 TD)
167	–	Antonio Gates at Cleveland, Dec. 6, 2009 (8 rec.)	129 – Stephen Alexander vs. Seattle, Dec. 29, 2002 (8 rec., 1 TD)
166	–	Keenan Allen vs. Detroit, Sept. 13, 2015 (15 rec.)	Curtis Conway vs. Kansas City, Oct. 13, 2002 (8 rec.)
		Kellen Winslow at Miami, Jan. 2, 1982 (13 rec., 1 TD) OT**	Anthony Miller vs. Denver, Oct. 25, 1992 (6 rec., 1 TD)
		Charlie Joiner vs. Detroit, Sept. 13, 1981 (7 rec.)	Anthony Miller vs. Philadelphia, Nov. 5, 1989 (5 rec., 2 TD)
165	–	Vincent Jackson at Chicago, Nov. 20, 2011 (7 rec., 1 TD)	128 – Keenan Allen at Washington, Nov. 3, 2013 (8 rec., 1 TD)
		Gary Garrison at Chicago, Oct. 18, 1970 (8 rec., 2 TD)	Bryan Still vs. Buffalo, Sept. 6, 1998 (6 rec., 1 TD)
164	–	John Jefferson vs. Philadelphia, Nov. 30, 1980 (8 rec.)	Tony Martin at Indianapolis, Nov. 3, 1996 (6 rec., 1 TD)
163	–	Tony Martin vs. Seattle, Sept. 10, 1995 (13 rec., 1 TD)	Gary Garrison vs. Oakland, Dec. 15, 1968 (4 rec.)
		Gary Garrison at N.Y. Jets, Oct. 5, 1968 (6 rec., 2 TD)	127 – Charlie Joiner vs. Denver, Nov. 9, 1980 (9 rec.)
162	–	Anthony Miller vs. Houston, Sept. 17, 1989 (7 rec., 2 TD)	Lance Alworth vs. N.Y. Jets, Dec. 11, 1966 (7 rec., 1 TD)
		Kellen Winslow vs. Kansas City, Dec. 11, 1983 (14 rec., 3 TD)	126 – Kellen Winslow vs. Buffalo, Dec. 6, 1981 (6 rec., 1 TD)
		Gary Garrison vs. N.Y. Jets, Oct. 31, 1971 (6 rec., 1 TD)	Dave Kocourek vs. Buffalo, Nov. 11, 1962 (7 rec., 1 TD)
160	–	John Jefferson at Dallas, Oct. 26, 1980 (8 rec., 1 TD)	125 – Tyrell Williams vs. Miami, Nov. 13, 2016 (5 rec., 1 TD)
		Lance Alworth vs. Oakland, Dec. 19, 1965 (5 rec., 1 TD)	Wes Chandler at San Francisco, Dec. 11, 1982 (7 rec., 3 TD)
		Dave Kocourek at Boston, Oct. 7, 1961 (3 rec., 1 TD)	Lance Alworth vs. Cincinnati, Oct. 4, 1969 (8 rec.)
157	–	Keenan Allen at Green Bay, Oct. 18, 2015 (14 rec.)	Lance Alworth vs. Miami, Nov. 12, 1967 (4 rec., 1 TD)
		Kellen Winslow at Green Bay, Oct. 7, 1984 (15 rec.)	Jerry Robinson vs. Denver, Nov. 4, 1962 (3 rec., 1 TD)
156	–	Curtis Conway vs. Seattle, Dec. 30, 2001 (11 rec., 1 TD)	124 – Keenan Allen at Kansas City, Nov. 24, 2013 (9 rec.)
		Gary Garrison at Denver, Dec. 10, 1972 (10 rec., 1 TD)	Antonio Gates at Philadelphia, Sept. 15, 2013 (8 rec.)
		Lance Alworth vs. Kansas City, Dec. 18, 1966 (8 rec., 1 TD)	Darren Sproles vs. Baltimore, Sept. 20, 2009 (7 rec., 1 TD)
155	–	Tony Martin vs. Baltimore, Sept. 28, 1997 (4 rec., 3 TD)	Antonio Gates at Pittsburgh, Oct. 4, 2009 (9 rec., 2 TD)
		John Jefferson vs. Chicago, Dec. 4, 1978 (7 rec., 1 TD)	Anthony Miller vs. Seattle, Nov. 10, 1991 (5 rec.)
154	–	Wes Chandler vs. Pittsburgh, Dec. 8, 1985 (5 rec., 2 TD)	Wes Chandler vs. Philadelphia, Dec. 15, 1985 (5 rec.)
153	–	Kellen Winslow at Cincinnati, Nov. 2, 1980 (9 rec., 1 TD)	Wes Chandler at Pittsburgh, Jan. 9, 1983 (9 rec.)**
152	–	Curtis Conway vs. San Francisco, Nov. 17, 2002 (7 rec.)	Charlie Joiner at Chicago, Oct. 25, 1981 (5 rec., 1 TD)
		Tony Martin at Seattle, Sept. 18, 1994 (5 rec., 1 TD)	Lance Alworth vs. Houston, Oct. 25, 1970 (2 rec., 1 TD)
		Anthony Miller vs. Washington, Oct. 10, 1989 (8 rec., 1 TD)	Lance Alworth vs. Buffalo, Nov. 25, 1965 (7 rec.)
150	–	Wes Chandler at Seattle, Dec. 6, 1985 (9 rec., 2 TD)	Lance Alworth at Boston, Oct. 9, 1964 (8 rec., 2 TD)
149	–	Anthony Miller at L.A. Rams, Oct. 13, 1991 (7 rec., 1 TD)	Ralph Anderson at Boston, Sept. 21, 1960 (6 rec., 1 TD)
		John Jefferson at Houston, Dec. 17, 1978 (6 rec., 2 TD)	123 – Antonio Gates vs. Tennessee, Oct. 31, 2010 (5 rec., 1 TD)
		Jerry LeVias vs. Denver, Dec. 9, 1973 (5 rec., 1 TD)	Antonio Gates vs. Miami, Dec. 11, 2005 (13 rec., 1 TD)
		Gary Garrison vs. Kansas City, Dec. 20, 1970 (5 rec.)	Keenan McCardell vs. Dallas, Sept. 11, 2005 (9 rec., 2 TD)
		Lance Alworth at N.Y. Jets, Oct. 8, 1966 (10 rec.)	Antonio Gates at Houston, Sept. 12, 2004 (8 rec.)
148	–	Vincent Jackson vs. Oakland, Dec. 4, 2008 (5 rec., 1 TD)	Anthony Miller at Seattle, Oct. 3, 1993 (10 rec., 1 TD)
		LaDainian Tomlinson at Detroit, Dec. 7, 2003 (9 rec., 2 TD)	Charlie Joiner vs. Kansas City, Nov. 25, 1979 (9 rec., 1 TD)
		Tony Martin at Kansas City, Nov. 24, 1996 (5 rec., 2 TD)	Keith Lincoln at Buffalo, Oct. 16, 1966 (5 rec., 1 TD)
147	–	Lance Alworth vs. Boston, Dec. 7, 1969 (6 rec., 1 TD)	Keith Lincoln vs. Boston, Jan. 5, 1964 (7 rec., 1 TD)@
		Lance Alworth at Houston, Dec. 4, 1966 (4 rec., 2 TD)	Dave Kocourek vs. Houston, Dec. 24, 1961 (7 rec., 2 TD)
		Lance Alworth vs. N.Y. Jets, Dec. 4, 1965 (7 rec., 2 TD)	122 – Gary Garrison vs. Baltimore, Sept. 20, 1970 (3 rec., @)
146	–	Kellen Winslow vs. Houston, Sept. 16, 1984 (10 rec.)	Lance Alworth vs. Buffalo, Dec. 14, 1969 (7 rec., 1 TD)
145	–	Antonio Gates vs. Kansas City, Oct. 30, 2005 (10 rec., 3 TD)	121 – Keenan Allen at Baltimore, Nov. 30, 2014 (11 rec., 2 TD)
		Charlie Joiner at San Francisco, Dec. 11, 1982 (8 rec.)	Chris Chambers vs. Tennessee, Jan. 6, 2008 (6 rec.)**
		Lance Alworth vs. Houston, Oct. 3, 1965 (4 rec., 2 TD)	Tony Martin vs. Miami, Nov. 5, 1995 (7 rec., 1 TD)
144	–	Antonio Gates vs. Arizona, Oct. 3, 2010 (7 rec., 2 TD)	Charlie Joiner vs. Denver, Nov. 28, 1982 (7 rec.)
		LaDainian Tomlinson vs. Green Bay, Dec. 14, 2003 (11 rec., 2 TD)	Gary Garrison at Cincinnati, Sept. 29, 1968 (5 rec., 2 TD)
		Jeff Graham at Denver, Nov. 19, 2000 (4 rec., 2 TD)	Lance Alworth vs. Houston, Sept. 24, 1967 (10 rec., 1 TD)
		Kellen Winslow at Oakland, Nov. 22, 1981 (13 rec., 5 TD)	Don Norton at N.Y., Oct. 15, 1961 (5 rec.)
		Dave Kocourek vs. Oakland (at S.F.), Dec. 4, 1960 (7 rec., 1 TD)	120 – Dontrelle Inman vs. New Orleans, Oct. 2, 2016 (7 rec., 1 TD)
143	–	Curtis Conway at Buffalo, Oct. 15, 2000 (7 rec., 1 TD)	Vincent Jackson at Dallas, Dec. 13, 2009 (7 rec.)
142	–	Keenan Allen at Denver, Jan. 12, 2014 (6 rec., 2 TD)**	Vincent Jackson vs. Miami, Sept. 27, 2009 (5 rec.)
		Vincent Jackson at Kansas City, Oct. 25, 2009 (5 rec., 1 TD)	Curtis Conway vs. Buffalo, Oct. 28, 2001 (9 rec.)
		Anthony Miller at Minnesota, Nov. 7, 1993 (7 rec., 1 TD)	Shawn Jefferson at Oakland, Sept. 3, 1995 (6 rec., 1 TD)
		Anthony Miller vs. Seattle, Oct. 4, 1992 (9 rec., 2 TD)	

Continued next page

100 Yards Receiving, cont.

- 120 — Kellen Winslow vs. Baltimore, Dec. 26, 1982 (7 rec., 3 TD)
 Wes Chandler at Denver, Sept. 12, 1982 (4 rec.)
 Don Norton vs. Dallas, Nov. 19, 1961 (6 rec.)
- 119 — Dontrelle Inman at Houston, Nov. 27, 2016 (6 rec., 1 TD)
 Mark Seay vs. Cincinnati, Sept. 11, 1994 (8 rec., 2 TD)
 Anthony Miller at Tampa Bay, Jan. 2, 1994 (7 rec., 1 TD)
 Nate Lewis at Denver, Sept. 12, 1993 (10 rec., 1 TD)
 Eric Sievers vs. Miami, Nov. 18, 1984 (12 rec., 2 TD)
 Charlie Joiner at Indianapolis, Oct. 4, 1984 (9 rec., 1 TD)
 Kellen Winslow at L.A. Raiders, Sept. 24, 1984 (9 rec., 1 TD)
 Don Woods vs. Cleveland, Nov. 3, 1974 (3 rec., 2 TD)
 Gary Garrison at Detroit, Oct. 22, 1972 (7 rec., 2 TD)
 Gary Garrison vs. Denver, Nov. 23, 1967 (4 rec.)
 Lance Alworth vs. Miami, Oct. 2, 1966 (6 rec., 2 TD)
 Lance Alworth vs. Houston, Sept. 12, 1964 (6 rec., 1 TD)
 Don Norton at Oakland, Dec. 8, 1963 (6 rec., 1 TD)
 Don Norton vs. Oakland, Nov. 27, 1960 (4 rec., 1 TD)
- 118 — Antonio Gates vs. Kansas City, Nov. 29, 2009 (7 rec., 2 TD)
 Eric Parker vs. Tampa Bay, Dec. 12, 2004 (6 rec., 1 TD)
 Curtis Conway at Denver, Nov. 19, 2000 (4 rec., 1 TD)
 Charlie Joiner vs. Kansas City, Oct. 13, 1985 (6 rec., 1 TD)
 Lionel James at Cincinnati, Sept. 22, 1985 (5 rec., 1 TD)
 Wes Chandler vs. Baltimore, Dec. 26, 1982 (4 rec., 2 TD)
 Wes Chandler at L.A., Nov. 22, 1982 (7 rec.)
- 117 — Travis Benjamin at Oakland Oct. 9, 2016 (7 rec.)
 Tyrell Williams at Oakland, Oct. 9, 2016 (5 rec., 1 TD)
 Vincent Brown at Oakland, Oct. 6, 2013 (7 rec.)
 Patrick Crayton at St. Louis, Oct. 17, 2010 (6 rec.)
 Antonio Gates vs. Green Bay, Dec. 14, 2003 (5 rec.)
 Curtis Conway at New England, Oct. 14, 2001 (4 rec.)
 Kellen Winslow at St. Louis, Nov. 20, 1983 (5 rec., 1 TD)
 Gary Garrison vs. Cincinnati, Sept. 30, 1973 (4 rec.)
- 116 — Tony Martin at N.Y. Jets, Dec. 18, 1994 (3 rec., 2 TD)
 Ronnie Harmon at Denver, Dec. 16, 1990 (8 rec.)
 Anthony Miller vs. Seattle, Oct. 15, 1989 (7 rec.)
 Wes Chandler vs. Pittsburgh, Dec. 13, 1987 (7 rec.)
 Kellen Winslow vs. Cincinnati, Dec. 20, 1982 (6 rec.)
 Gary Garrison at Cincinnati, Sept. 22, 1974 (8 rec.)
- 115 — Travis Benjamin vs. Jacksonville, Sept. 18, 2016 (6 rec., 2 TD)
 Keenan Allen at Oakland, Oct. 6, 2013 (6 rec., 1 TD)
 Bob Duckworth at Minnesota, Sept. 2, 1984 (4 rec.)
 Eric Sievers at Seattle, Sept. 18, 1983 (6 rec., 2 TD)
 Charlie Joiner at Denver, Oct. 7, 1979 (7 rec.)
 Gary Garrison vs. N.Y. Jets, Dec. 24, 1967 (8 rec.)
- 114 — Vincent Jackson vs. Tennessee, Jan. 6, 2008 (5 rec., 1 TD)**
 Jeff Graham at Seattle, Dec. 12, 1999 (9 rec.)
 Mark Seay vs. Arizona, Dec. 9, 1995 (7 rec., 2 TD)
 John Jefferson at Oakland, Oct. 12, 1980 (5 rec., 1 TD)
 Gary Garrison at Oakland, Nov. 22, 1970 (6 rec., 1 TD)
 Lance Alworth at Denver, Oct. 6, 1963 (4 rec., 1 TD)
- 113 — Curtis Conway vs. Houston, Sept. 15, 2002 (5 rec., 1 TD)
 Jeff Graham vs. Pittsburgh, Dec. 24, 2000 (4 rec.)
 Jeff Graham at Buffalo, Oct. 15, 2000 (9 rec., 1 TD)
 Antonio Gates at Denver, Oct. 7, 2007 (7 rec., 1 TD)
 Antonio Gates at Green Bay, Sept. 23, 2007 (11 rec.)
 Jeff Graham vs. Oakland, Dec. 26, 1999 (3 rec., 1 TD)
 Tony Martin vs. Detroit, Nov. 11, 1996 (8 rec., 1 TD)
 Wes Chandler at Cleveland, Dec. 21, 1986 (6 rec., 1 TD)
 Gary Anderson vs. L.A. Raiders, Nov. 20, 1986 (7 rec.)
 John Jefferson at Washington Dec. 7, 1980 (8 rec., 1 TD)
 Dave Kocourek vs. Denver, Oct. 18, 1964 (4 rec., 1 TD)
- 112 — Vincent Jackson vs. San Francisco, Dec. 16, 2010 (5 rec., 3 TD)
 Wes Chandler at Tampa Bay, Dec. 13, 1981 (8 rec.)
 John Jefferson at L.A. Rams, Oct. 21, 1979 (3 rec., 1 TD)
- 111 — Seyi Ajirotutu at Houston, Nov. 7, 2010 (4 rec., 2 TD)
 Vincent Jackson vs. New York Jets, Jan. 17, 2010 (7 rec.)**
 Vincent Jackson at Tampa Bay, Dec. 21, 2008 (7 rec.)
 Curtis Conway at Denver, Nov. 11, 2001 (3 rec., 1 TD)
 Freddie Jones vs. Oakland, Oct. 29, 2000 (10 rec., 2 TD)
 Wes Chandler vs. Denver, Nov. 29, 1981 (4 rec.)
 Don Woods vs. New England, Oct. 16, 1977 (8 rec.)
 Billy Parks at Pittsburgh, Oct. 3, 1971 (8 rec., 1 TD)
 Lance Alworth at Denver, Nov. 27, 1966 (6 rec., 2TD)
- 110 — Legedu Naanee at Kansas City, Sept. 13, 2010 (5 rec., 1 TD)
 Reche Caldwell vs. Tennessee, Oct. 3, 2004 (3 rec., 1 TD)
 Jeff Graham at Philadelphia, Dec. 9, 2001 (5 rec., 2 TD)
 Anthony Miller vs. Miami, Dec. 27, 1993 (7 rec., 2 TD)
 Anthony Miller at Cleveland, Nov. 15, 1992 (7 rec., 1 TD)
 Al Williams at Tampa Bay, Oct. 11, 1987 (5 rec.)
 Wes Chandler at Indianapolis, Nov. 30, 1986 (5 rec., 1 TD)
 Charlie Joiner vs. Pittsburgh, Dec. 8, 1985 (6 rec.)
 Bob Duckworth vs. N.Y. Jets, Sept. 4, 1983 (4 rec., 1 TD)
 Kellen Winslow at Dallas, Oct. 26, 1980 (5 rec., 2 TD)
 John Jefferson vs. Oakland, Sept. 14, 1980 (9 rec., 2 TD)
 Charlie Joiner at Detroit, Oct. 22, 1978 (5 rec., 1 TD)
 Don Norton at Houston, Dec. 3, 1961 (6 rec., 2 TD)
- 109 — Malcom Floyd vs. Tennessee, Sept. 16, 2012 (6 rec.)
 Antonio Gates at Seattle, Sept. 26, 2010 (7 rec., 1 TD)

- Malcom Floyd at Cincinnati, Nov. 12, 2006 (5 rec., 1 TD)
 Eric Metcalf vs. Atlanta, Dec. 7, 1997 (8 rec.)
 John Jefferson at Oakland, Oct. 25, 1979 (4 rec., 1 TD)
 Gary Garrison at N.Y. Jets, Dec. 1, 1974 (4 rec., 1 TD)
 Gary Garrison at Cincinnati, Sept. 21, 1969 (3 rec.)
 Lance Alworth at Boston, Oct. 17, 1965 (3 rec., 1 TD)
 Ralph Anderson vs. Buffalo, Nov. 20, 1960 (7 rec.)
- 108 — Malcom Floyd at New Orleans, Oct. 7, 2012 (5 rec.)
 Malcom Floyd at Jacksonville, Dec. 5, 2011 (4 rec., 1 TD)
 Vincent Jackson vs. Miami, Oct. 2, 2011 (1 rec., 1 TD)
 Vincent Jackson vs. Cincinnati, Dec. 20, 2009 (5 rec., 2 TD)
 Antonio Gates at New England, Oct. 2, 2005 (6 rec.)
 Kellen Winslow vs. Cleveland, Sept. 25, 1983 (8 rec.)
 Charlie Joiner at Miami, Jan. 2, 1982 (7 rec.)**
 Larry Dorsey vs. Cleveland, Dec. 4, 1977 (4 rec., 1 TD)
 Charlie Joiner vs. Oakland, Oct. 10, 1976 (5 rec.)
 Gary Garrison vs. New England, Nov. 9, 1975 (7 rec., 1 TD)
 Gary Garrison vs. Kansas City, Oct. 15, 1967 (4 rec.)
- 107 — Keenan Allen vs. Indianapolis, Oct. 14, 2013 (9 rec., 1 TD)
 Malcom Floyd at Kansas City, Oct. 31, 2011 (5 rec.)
 Antonio Gates vs. Chicago, Sept. 9, 2007 (9 rec., 1 TD)
 Jeff Graham vs. Denver, Oct. 21, 2001 (7 rec., 2 TD)
 Jeff Graham at St. Louis, Oct. 1, 2000 (7 rec.)
 Kellen Winslow at Houston, Nov. 24, 1985 (7 rec.)
 Kellen Winslow vs. L.A. Raiders, Oct. 21, 1984 (8 rec., 1 TD)
 Kellen Winslow vs. Denver, Nov. 28, 1982 (8 rec., 3 TD)
 John Jefferson vs. N.Y. Giants, Oct. 19, 1980 (5 rec., 1 TD)
 Charlie Joiner at Oakland, Oct. 25, 1979 (9 rec.)
 Don Norton at Buffalo, Oct. 10, 1965 (6 rec.)
 Don Norton at Boston, Oct. 19, 1962 (4 rec.)
- 106 — Keenan Allen vs. Cincinnati, Dec. 1, 2013 (8 rec.)
 Antonio Gates at Oakland, Jan. 1, 2012 (5 rec., 1 TD)
 Charlie Joiner vs. N.Y. Jets, Sept. 4, 1983 (5 rec., 1 TD)
 Wes Chandler at Miami, Jan. 2, 1982 (6 rec.)**
 Charlie Joiner vs. Buffalo, Dec. 6, 1981 (7 rec.)
 Kellen Winslow at Seattle, Nov. 16, 1981 (7 rec.)
 Kellen Winslow at Denver, Sept. 27, 1981 (10 rec., 1 TD)
 John Jefferson vs. Pittsburgh, Nov. 18, 1979 (5 rec., 1 TD)
 Charlie Joiner vs. Houston, Oct. 17, 1976 (2 rec., 1 TD)
 Gary Garrison vs. Buffalo, Oct. 23, 1971 (4 rec., 1 TD)
 Willie Frazier at Buffalo, Oct. 1, 1967 (5 rec., 1TD)
 Don Norton vs. Boston, Oct. 31, 1965 (5 rec., 1 TD)
- 105 — Eddie Royal vs. Jacksonville, Sept. 28, 2014 (5 rec., 2 TD)
 Patrick Crayton vs. Denver, Nov. 22, 2010 (3 rec., 1 TD)
 Antonio Gates vs. Baltimore, Nov. 25, 2007 (6 rec., 2 TD)
 Anthony Miller vs. Kansas City, Oct. 17, 1993 (10 rec., 1 TD)
 Anthony Miller vs. Indianapolis, Nov. 1, 1992 (6 rec.)
 Wayne Walker at Washington, Dec. 10, 1989 (7 rec., 1 TD)
 Kellen Winslow vs. Seattle, Dec. 14, 1986 (8 rec., 1 TD)
 Wes Chandler at Pittsburgh, Nov. 25, 1984 (4 rec., 1 TD)
 Kellen Winslow at L.A. Raiders, Nov. 22, 1982 (8 rec.)
 Charlie Joiner at Denver, Oct. 3, 1976 (5 rec.)
 Gary Garrison at Denver, Oct. 17, 1971, (4 rec., 1 TD)
 Willie Frazier vs. Boston, Sept. 9, 1967 (5 rec., 2TD)
 Dave Kocourek vs. Houston, Nov. 13, 1960 (7 rec.)
- 104 — Keenan Allen vs. St. Louis, Nov. 23, 2014 (6 rec., 1 TD)
 Antonio Gates vs. Denver, Dec. 10, 2006 (7 rec., 2 TD)
 Bryan Still vs. N.Y. Giants, Sept. 27, 1998 (8 rec.)
 Derrick Walker vs. Denver, Oct. 25, 1992 (4 rec., 1 TD)
 Anthony Miller at Pittsburgh, Nov. 19, 1989 (7 rec., 2 TD)
 John Jefferson at New Orleans, Dec. 9, 1979 (5 rec., 1 TD)
- 103 — Vincent Jackson vs. Oakland, Nov. 1, 2009 (8 rec., 1 TD)
 Eric Parker at Indianapolis, Dec. 26, 2004 (7 rec., 1 TD)
 Anthony Miller vs. Green Bay, Dec.12, 1993 (8 rec., 1 TD)
 Wes Chandler vs. Washington, Oct. 31, 1983 (4 rec., 1 TD)
 Kellen Winslow vs. Denver, Oct. 27, 1983 (6 rec., 2 TD)
 John Jefferson at Seattle, Sept. 7, 1980 (6 rec., 2 TD)
 John Jefferson vs. Atlanta, Dec. 2, 1979 (5 rec.)
 Gary Garrison at Miami, Oct. 11, 1969 (4 rec., 2 TD)
 Jacque MacKinnon at Buffalo, Nov. 17, 1968 (3 rec., 2 TD)
 Don Norton vs. Denver, Oct. 29, 1961 (5 rec., 1 TD)
 Ralph Anderson vs. Dallas, Dec. 28, 1960 (5 rec., 1 TD)
 Malcom Floyd at Philadelphia, Sept. 15, 2013 (5 rec.)
- 102 — Danario Alexander vs. Cincinnati, Dec. 2, 2012 (6 rec.)
 Kassim Osgood at Pittsburgh, Dec. 21, 2003 (4 rec., 1 TD)
 Jeff Graham at Denver, Jan. 2, 2000 (6 rec., 1 TD)
 Charlie Joiner vs. Denver, Nov. 27, 1983 (7 rec.)
 Kellen Winslow at Pittsburgh, Jan. 9, 1983 (7 rec., 2 TD)**
 Dwight Scales vs. Cincinnati, Nov. 8, 1981 (3 rec.)
 John Jefferson vs. Buffalo, Jan. 3, 1981 (7 rec.)**
 John Jefferson vs. Pittsburgh, Dec. 22, 1980 (7 rec.)
 Kellen Winslow vs. N.Y. Giants, Oct. 19, 1980 (6 rec.)
- 101 — Antonio Gates at Oakland, Nov. 21, 2004 (8 rec., 1 TD)
 Reggie Jones vs. Denver, Dec. 8, 2000 (7 rec.)
 Kellen Winslow at San Francisco, Dec. 11, 1982 (9 rec.)
 Gary Garrison vs. Cincinnati, Sept. 6, 1968 (5 rec.)
 Lance Alworth at Kansas City, Nov. 6, 1966 (6 rec., 2 TD)
 Lance Alworth vs. N.Y. Jets, Dec. 6, 1964 (3 rec., 1 TD)

100 — Malcom Floyd at Denver, Oct. 9, 2011 (3 rec., 1 TD)
 Tony Martin vs. Seattle, Nov. 9, 1997 (5 rec., 2 TD)
 Anthony Miller at N.Y. Jets, Oct. 14, 1990 (5 rec., 1 TD)
 Lionel James at Kansas City, Sept. 13, 1987 (6 rec., 1 TD)

Cid Edwards at Oakland, Oct. 1, 1972 (6 rec.)
 Gene Foster vs. N.Y. Jets, Nov. 24, 1968 (8 rec.)
 Luther Hayes vs. Boston, Dec. 17, 1961 (3 rec.)

100-YARD RECEIVING GAMES BY PLAYER

Lance Alworth (41), Kellen Winslow (26 total, 24 regular season, 2 postseason), Charlie Joiner (25), Gary Garrison (23), Wes Chandler (22 total, 20 regular season, 2 postseason), Antonio Gates (21), Anthony Miller (19), John Jefferson (18 total, 17 regular season, 1 postseason), Vincent Jackson (16 total, 14 regular season, 2 postseason), Tony Martin (13), Keenan Allen (12 total, 11 regular season, 1 postseason), Malcom Floyd (10), Jeff Graham (10), Curtis Conway (9), Dave Kocourek (9 total, 8 regular season, 1 postseason), Don Norton (9), Ralph Anderson (3), Bobby Duckworth (3), Lionel James (3), Tyrell Williams (3), Danario Alexander (2), Travis Benjamin (2), David Boston (2), Patrick Crayton (2), Gene Foster (2), Willie Frazier (2), Ronnie Harmon (2 total, 1 regular season, 1 postseason), Dontrelle Inman (2), Keith Lincoln (2 total, 1 regular season, 1 postseason), Jacque MacKinnon (2), Eric Parker (2), Mark Seay (2), Eric Sievers (2), Bryan Still (2), LaDainian Tomlinson (2), Don Woods (2), Seyi Ajiroto (1), Stephen Alexander (1), Gary Anderson (1), Vincent Brown (1), Reche Caldwell (1), Chris Chambers (1 postseason), Harrison Davis (1), Larry Dorsey (1), Cid Edwards (1), Luther Hayes (1), Pete Holohan (1), Shawn Jefferson (1), Freddie Jones (1), Reggie Jones (1), Jerry LeVias (1), Nate Lewis (1), Keenan McCardell (1), Eric Metcalf (1), Legedu Naanee (1), Kassim Osgood (1), Billy Parks (1), Jerry Robinson (1), Eddie Royal (1), Dwight Scales (1), Darren Sproles (1), Derrick Walker (1), Wayne Walker (1), Al Williams (1).

100-YARD RECEIVING GAMES BY SEASON

1960 — Ralph Anderson (3)	1981 — Charlie Joiner (5, incl. 1 postseason)	Freddie Jones (1)
Dave Kocourek (2)	Kellen Winslow (5, incl. 1 postseason)	Reggie Jones (1)
Don Norton (1)	Wes Chandler (4, incl. 1 postseason)	2001 — Curtis Conway (4)
1961 — Don Norton (4)	Dwight Scales (1)	Jeff Graham (2)
Dave Kocourek (4, incl. 1 postseason)	Luther Hayes (1)	2002 — Curtis Conway (3)
Luther Hayes (1)	1982 — Wes Chandler (7, incl. 1 postseason)	Stephen Alexander (1)
1962 — Dave Kocourek (2)	Kellen Winslow (6, incl. 1 postseason)	2003 — David Boston (2)
Don Norton (1)	Charlie Joiner (2)	LaDainian Tomlinson (2)
Jerry Robinson (1)	1983 — Kellen Winslow (4)	Antonio Gates (1)
1963 — Lance Alworth (4)	Wes Chandler (2)	Antonio Gates (1)
Keith Lincoln (1 postseason)	Charlie Joiner (2)	2004 — Antonio Gates (2)
Don Norton (1)	Bobby Duckworth (1)	Eric Parker (2)
1964 — Lance Alworth (6)	Eric Sievers (1)	Reche Caldwell (1)
Dave Kocourek (1)	1984 — Kellen Winslow (4)	2005 — Antonio Gates (4)
1965 — Lance Alworth (9)	Bobby Duckworth (2)	Keenan McCardell (1)
Don Norton (2)	Wes Chandler (1)	2006 — Malcom Floyd (1)
1966 — Lance Alworth (8)	Pete Holohan (1)	Antonio Gates (1)
Gene Foster (1)	Charlie Joiner (1)	2007 — Antonio Gates (4)
Keith Lincoln (1)	Eric Sievers (1)	Chris Chambers (1 postseason)
1967 — Lance Alworth (4)	1985 — Wes Chandler (4)	Vincent Jackson (1 postseason)
Gary Garrison (3)	Lionel James (2)	2008 — Vincent Jackson (3)
Willie Frazier (2)	Charlie Joiner (2)	2009 — Vincent Jackson (7, incl. 1 postseason)
1968 — Lance Alworth (6)	Kellen Winslow (1)	Antonio Gates (3)
Gary Garrison (4)	1986 — Wes Chandler (2)	Malcom Floyd (1)
Jacque MacKinnon (2)	Gary Anderson (1)	Darren Sproles (1)
Gene Foster (1)	Kellen Winslow (1)	2010 — Antonio Gates (3)
1969 — Lance Alworth (3)	1987 — Wes Chandler (2)	Patrick Crayton (2)
Gary Garrison (3)	Lionel James (1)	Seyi Ajiroto (1)
1970 — Gary Garrison (4)	Al Williams (1)	Malcom Floyd (1)
Lance Alworth (1)	1989 — Anthony Miller (5)	Vincent Jackson (1)
1971 — Gary Garrison (3)	Wayne Walker (1)	Legedu Naanee (1)
Billy Parks (1)	1990 — Anthony Miller (2)	2011 — Vincent Jackson (4)
1972 — Gary Garrison (2)	Ronnie Harmon (1)	Malcom Floyd (3)
Cid Edwards (1)	1991 — Anthony Miller (2)	Antonio Gates (1)
1973 — Gary Garrison (1)	1992 — Anthony Miller (4)	2012 — Danario Alexander (2)
Jerry LeVias (1)	Derrick Walker (1)	Malcom Floyd (2)
1974 — Gary Garrison (2)	1993 — Anthony Miller (6)	2013 — Keenan Allen (6, incl. 1 postseason)
Harrison Davis (1)	Nate Lewis (1)	Antonio Gates (2)
Don Woods (1)	1994 — Tony Martin (3)	Vincent Brown (1)
1975 — Gary Garrison (1)	Mark Seay (1)	Malcom Floyd (1)
1976 — Charlie Joiner (4)	1995 — Tony Martin (4)	Keenan Allen (3)
1977 — Larry Dorsey (1)	Ronnie Harmon (1 postseason)	Malcom Floyd (1)
Don Woods (1)	Shawn Jefferson (1)	Eddie Royal (1)
1978 — John Jefferson (3)	Mark Seay (1)	2015 — Keenan Allen (3)
Charlie Joiner (1)	1996 — Tony Martin (4)	2016 — Tyrell Williams (3)
1979 — John Jefferson (6)	1997 — Tony Martin (2)	Travis Benjamin (2)
Charlie Joiner (4)	Eric Metcalf (1)	Dontrelle Inman (2)
1980 — John Jefferson (9, incl. 1 postseason)	1998 — Bryan Still (2)	
Kellen Winslow (5)	1999 — Jeff Graham (4)	
Charlie Joiner (4, incl. 1 postseason)	2000 — Jeff Graham (4)	
	Curtis Conway (2)	

200 ALL-PURPOSE YARDS (70 total, 65 regular season, 5 postseason)

345 — Lionel James vs. L.A. Raiders, Nov. 10, 1985 (51 Ru., 168 Re., 126 KR)	228 — Andre Coleman at Seattle, Oct. 27, 1996 (22 Re., 206 KR)
329 — Keith Lincoln vs. Boston, Jan. 5, 1964 (206 Ru., 123 Re.)*	225 — Darren Sproles vs. N.E., Oct. 24, 2010 (17 Ru., 70 Re., 12 PR, 136 KR)
328 — Darren Sproles vs. Ind., Jan. 3, 2009 (105 Ru., 45 Re., 72 PR, 106 KR)**	222 — Ronney Jenkins vs. New Orleans, Sept. 10, 2000 (1 Re., 221 KR)
317 — Darren Sproles at Denver, Sept. 14, 2008 (53 Ru., 72 Re., 192 KR)	221 — Darren Sproles at T.B., Dec. 21, 2008 (3 Ru., 46 Re., 45 PR, 127 KR)
316 — Lionel James at Cin., Sept. 22, 1985 (127 Ru., 118 Re., 24 PR, 47 KR)	LaDainian Tomlinson at Cleveland, Oct. 19, 2003 (200 Ru., 21 Re.)
290 — Lionel James vs. Sea., Sept. 15, 1985 (41 Ru., 96 Re., 19 PR, 134 KR)	James Brooks vs. K.C., Dec. 11, 1983 (81 Ru., 9 Re., 103 KR, 28 PR)
284 — Leslie Duncan vs. N.Y. Jets, Nov. 24, 1968 (182 KR, 102 PR)	220 — LaDainian Tomlinson vs. N.Y. Giants, Sept. 25, 2005 (192 Ru., 28 Rec.)
282 — James Brooks at Oak., Nov. 22, 1981 (97 Ru., 38 Re., 68 KR, 79 PR)	217 — Gary Anderson vs. Kansas City, Dec. 18, 1988 (34 att.)
278 — Darren Sproles vs. Baltimore, Sept. 20, 2009 (26 Ru., 124 Re., 128 KR)	James Brooks at N.E., Oct. 16, 1983 (72 Ru., 60 Re., 80 KR, 5 PR)
274 — Darren Sproles at Pitt., Jan. 11, 2009 (15 Ru., 91 Re., 4 PR, 164 KR)	Keith Lincoln vs. Oak., Oct. 27, 1963 (130 Ru., 11 Re., 65 KR, 11 PR)
272 — Sproles at N.O. (at London), Oct. 26, 2008 (6 Ru., 45 Re., 20 PR, 201 KR)	215 — Richard Goodman at Oakland, Jan. 1, 2012 (215 KR)
271 — LaDainian Tomlinson vs. Denver, Dec. 1, 2002 (220 Ru., 51 Re.)	214 — LaDainian Tomlinson vs. Oakland, Oct. 14, 2007 (198 Ru., 16 Re.)
Paul Lowe at Houston, Jan. 1, 1961 (165 Ru., 5 Re., 101 KR)*	Ronney Jenkins at New England, Oct. 14, 2001 (214 KR)
265 — Paul Lowe vs. Oakland, Nov. 27, 1960 (149 Ru., 96 Re., 20 KR)	213 — Malcom Floyd at Oakland, Oct. 10, 2010 (213 Re.)
264 — Keith Lincoln at Denver, Oct. 6, 1963 (62 Ru., 73 Re., 122 KR, 7 PR)	LaDainian Tomlinson at Washington, Nov. 27, 2005 (184 Ru., 29 Re.)
261 — Melvin Gordon vs. Tennessee, Nov. 6, 2016 (196 Ru., 65 Re.)	Lance Alworth at Oakland, Oct. 29, 1967 (213 Re.)
260 — LaDainian Tomlinson vs. Oakland, Dec. 28, 2003 (243 ru., 17 re.)	211 — LaDainian Tomlinson at Oakland, Sept. 28, 2003 (187 Ru., 24 Re.)
Wes Chandler vs. Cincinnati, Dec. 20, 1982 (260 Re.)	Dick Post vs. Miami, Nov. 3, 1968 (151 Ru., 49 Re., 11 KR)
250 — Ronney Jenkins at Oakland, Nov. 18, 2001 (250 KR)	Lance Alworth vs. Denver, Sept. 11, 1965 (211 Re.)
James Brooks at Sea., Nov. 16, 1981 (97 Ru., 38 Re., 68 KR, 79 PR)	210 — Lance Alworth at Boston, Nov. 10, 1963 (210 Re.)
248 — Lance Alworth at Kansas City, Oct. 20, 1963 (232 Re., 13 KR, 3 PR)	Keith Lincoln vs. N.Y. Titans, Sept. 16, 1962 (48 Ru., 145 KR, 17 PR)
246 — Darren Sproles at Oak. Sept. 14, 2009 (23 Ru., 43 Re., 10 PR, 170 KR)	209 — Tim Dwight vs. N.Y. Jets, Sept. 19, 2004 (209 KR)
245 — Gary Anderson vs. K.C., Nov. 2, 1986 (100 Ru., 2 Re., 54 PR, 89 KR)	James Brooks at T.B., Dec. 13, 1981 (50 Ru., 31 Re., 99 KR, 29 PR)
244 — Darren Sproles vs. Den., Dec. 28, 2008 (115 Ru., 17 Re., 16 PR, 96 KR)	208 — Andre Coleman at Philadelphia, Sept. 17, 1995 (133 PR, 75 KR)
Andre Coleman vs. S.F. (at Miami), Jan. 29, 1995 (244 KR)#	Dick Post at Buffalo, Oct. 1, 1967 (121 Ru., 20 Re., 67 KR)
243 — Wes Chandler vs. Seattle, Sept. 15, 1985 (243 Re.)	207 — Danny Woodhead at K.C., Nov. 24, 2013 (25 Ru., 45 Re., 137 KR)
242 — Lionel James at K.C., Dec. 22, 1985 (43 Ru., 42 Re., 16 PR, 141 KR)	LaDainian Tomlinson vs. Minnesota, Nov. 9, 2003 (162 Ru., 45 Re.)
241 — Paul Lowe vs. Denver, Dec. 22, 1985 (183 Ru., 12 Re., 47 KR)	Lance Alworth vs. Buffalo, Nov. 26, 1964 (185 Re., 22 PR)
240 — LaDainian Tomlinson vs. St. Louis, Oct. 29, 2006 (183 Ru., 57 Re.)	206 — Tim Dwight at Kansas City, Dec. 22, 2002 (63 Re., 73 KR, 70 PR)
239 — Gary Anderson at K.C., Oct. 19, 1986 (36 Ru., 92 Re., 81 KR, 30 PR)	205 — Sproles vs. Philadelphia, Nov. 15, 2009 (14 Ru., 31 Re., 13 PR, 147 KR)
Keith Lincoln at Oakland, Sept. 30, 1962 (166 Ru., 29 Re., 44 KR)	204 — LaDainian Tomlinson vs. Kansas City, Dec. 17, 2006 (199 Ru., 5 Re.)
237 — LaDainian Tomlinson vs. N.E., Sept. 29, 2002 (217 Ru., 20 Re.)	James Brooks vs. Balt., Dec. 26, 1982 (30 Ru., 3 Re., 96 KR, 75 PR)
236 — LaDainian Tomlinson at Detroit, Dec. 7, 2003 (88 Ru., 148 Re.)	203 — Darren Sproles vs. K.C., Sept. 30, 2007 (161 KR, 28 PR, 14 Re.)
235 — Kenny Bynum at Minnesota, Nov. 28, 1999 (26 Ru., 90 Re., 119 KR)	Leslie Duncan vs. K.C., Oct. 15, 1967 (68 PR, 100 Int. Rec., 35 FR)
230 — Darren Sproles vs. Denver, Oct. 19, 2009 (4 Re., 77 PR, 149 KR)	Lance Alworth vs. Oakland, Nov. 1, 1964 (203 Re.)

200 ALL-PURPOSE YARD GAMES BY PLAYER

Darren Sproles (12 total, 10 regular season, 2 postseason), LaDainian Tomlinson (12), Lance Alworth (6), James Brooks (6), Keith Lincoln (5 total, 4 regular season, 1 postseason), Lionel James (4), Gary Anderson (3), Andre Coleman (3 total, 2 regular season, 1 postseason), Ronney Jenkins (3), Paul Lowe (3 total, 2 regular season, 1 postseason), Wes Chandler (2), Leslie Duncan (2), Tim Dwight (2), Dick Post (2), Kenny Bynum (1), Malcom Floyd (1), Richard Goodman (1), Melvin Gordon (1), Danny Woodhead (1)

200 ALL-PURPOSE YARD GAMES BY SEASON

1960 — Paul Lowe (1 regular season)	1982 — Wes Chandler (1)	2005 — LaDainian Tomlinson (2)
Paul Lowe (1 postseason)	1983 — James Brooks (2)	2006 — LaDainian Tomlinson (2)
1962 — Keith Lincoln (2)	1985 — Lionel James (4), Wes Chandler (1)	2007 — Darren Sproles (1), LaDainian Tomlinson (1)
1963 — Lance Alworth (2)	1986 — Gary Anderson (2)	2008 — Darren Sproles (4 regular season)
Keith Lincoln (2 regular season)	1988 — Gary Anderson (1)	Darren Sproles (1 postseason)
Keith Lincoln (1 postseason)	1994 — Andre Coleman (1 postseason)	2009 — Darren Sproles (4)
Paul Lowe (1)	1995 — Andre Coleman (1)	2010 — Malcom Floyd (1)
1964 — Lance Alworth (2)	1996 — Andre Coleman (1)	Darren Sproles (1)
1965 — Lance Alworth (1)	1999 — Kenny Bynum (1)	2011 — Richard Goodman (1)
1967 — Lance Alworth (1), Leslie Duncan (1), Dick Post (1)	2000 — Ronney Jenkins (1)	2013 — Danny Woodhead (1)
1968 — Leslie Duncan (1), Dick Post (1)	2001 — Ronney Jenkins (2)	2016 — Melvin Gordon (1)
1981 — James Brooks (3)	2002 — LaDainian Tomlinson (2), Tim Dwight (1)	
1982 — James Brooks (1)	2003 — LaDainian Tomlinson (5)	
	2004 — Tim Dwight (1)	

CHARGERS 10 LONGEST

RUNS FROM SCRIMMAGE

- 87t — Paul Lowe at Dal., Sept. 10, 1961
- 86t — Keith Lincoln at Oak., Sept. 30, 1962
- 85t — LaDainian Tomlinson vs. K.C., Dec. 17, 2006
- 83t — Michael Turner at Ind., Dec. 18, 2005
- 80t — Brad Hubbard vs. N.Y. Jets, Dec. 24, 1967
- 76 — LaDainian Tomlinson vs. Den., Dec. 1, 2002
- 75t — Keith Lincoln at K.C., Oct. 20, 1963
- 74t — Michael Turner at Den., Oct. 7, 2007
- 73t — LaDainian Tomlinson vs. Min. Nov. 9, 2003
Chuck Muncie at Sea., Nov. 16, 1981
- 73 — Michael Turner vs. Ten., Sept. 17, 2006

PASS COMPLETIONS

- 99t — Humphries to Martin at Sea., Sept. 18, 1994
- 91t — Kemp to Lincoln at Den., Nov. 12, 1961
- 88t — Luther to Duckworth vs. Chi., Dec. 3, 1984
- 85t — Hadl to Alworth at Boston, Oct. 17, 1965
Rote to Alworth at Den., Oct. 6, 1963
- 84t — Hadl to Garrison at N.Y. Jets, Oct. 5, 1968
- 83t — Leaf to Graham at Den., Nov. 19, 2000
- 82t — Rote to Alworth vs. N.Y. Jets, Dec. 6, 1964
- 81t — Rivers to Sproles vs. Bal. Sept. 20, 2009
Fouts to Joiner vs. Hou., Oct. 17, 1976

FIELD GOALS

- 57 — Nate Kaeding at T.B., Dec. 21, 2008
- 55 — N. Kaeding vs. K.C., Nov. 29, 2009
- 54 — Josh Lambo vs. Pit., Oct. 12, 2015
Nate Kaeding at Bal., Oct. 1, 2006
John Carney at K.C., Sept. 17, 2000
John Carney vs. Buf., Sept. 6, 1998
John Carney vs. Sea., Nov. 10, 1991
- 53 — Nick Novak vs. Den., Nov. 27, 2011
Nate Kaeding at Atl., Oct. 17, 2004
Steve Christie at Buf., Dec. 15, 2002
John Carney vs. Sea., Sept. 1, 1996
John Carney at N.Y. Jets, Nov. 24, 1991
(2) others with 53-yard field goals each

PUNTS

- 82 — Paul Maguire vs. Dal., Nov. 19, 1961
- 73 — Dennis Partee at Den., Oct. 17, 1971
- 72 — Mike Scifres at Buf., Sept. 21, 2014
- 71 — Mike Scifres vs. Oak., Nov. 10, 2011
Mike Scifres at Bal., Oct. 1, 2006
Mike Scifres vs. Oak., Dec. 4, 2005
Maury Buford at Den., Sept. 12, 1982
John Hadl at Den., Nov. 8, 1964
- 70 — Mike Scifres vs. Bal., Nov. 25, 2007
- 69 — Drew Kaser vs. Oak., Dec. 18, 2016

INTERCEPTION RETURNS

- 103t — Vencie Glenn vs. Den., Nov. 29, 1987
- 102t — Donald Frank at L.A. Raiders, Oct. 31, 1993
- 100t — Leslie Duncan vs. K.C., Oct. 15, 1967
- 99t — Shaun Gayle at N.Y. Giants, Dec. 23, 1995
Stanley Richard at Den., Sept. 4, 1994
Gill Byrd at K.C., Oct. 4, 1984
- 90t — Jahleel Addae vs. K.C., Jan. 1, 2017
- 83t — Willie Clark at Oak., Sept. 22, 1996
- 80t — Quentin Jammer vs. Den., Oct. 15, 2012
Coy Bacon at Den., Nov. 11, 1973

KICKOFF RETURNS

- 105t — Richard Goodman at Oak., Jan. 1, 2012
- 103t — Darren Sproles at Den., Sept. 14, 2008
Keith Lincoln vs. N.Y. Titans, Sept. 16, 1962
- 99t — Micheal Spurlock vs. Oak., Dec. 30, 2012
- 98t — Andre Coleman vs. S.F., Jan. 29, 1995
Gary Anderson at Den., Nov. 17, 1985
- 95t — Nate Lewis vs. N.O., Nov. 17, 1991
- 94t — Jamie Holland vs. K.C., Dec. 18, 1988
- 93t — Ronney Jenkins at Oak., Nov. 18, 2001
R. Jenkins vs. N.O., Sept. 10, 2000
Anthony Miller at L.A. Rams, Nov. 20, 1988

PUNT RETURNS

- 95t — Leslie Duncan vs. N.Y. Jets, Nov. 24, 1968
- 90t — D. Gordon at L.A. Raiders, Sept. 25, 1994
- 88t — Andre Coleman at Phi., Sept. 17, 1995
Mike Fuller at N.O., Oct. 9, 1977
- 85t — Eric Metcalf at Cin., Nov. 2, 1997
- 84t — Tim Dwight vs. Was., Sept. 9, 2001
Ron Smith vs. N.O., Nov. 18, 1973
- 83t — Eric Metcalf vs. Den., Nov. 30, 1997
- 82t — Paul Lowe at Boston, Oct. 7, 1961
- 81t — Darrien Gordon vs. K.C., Sept. 29, 1996
Lionel James vs. St. Louis, Sept. 20, 1987
Leslie Duncan vs. Buf., Sept. 4, 1966

FUMBLE RETURNS

- 86t — Eric Weddle vs. Atl., Nov. 30, 2008
- 82t — Donnie Edwards at St. Louis, Nov. 10, 2002
- 81t — Vencie Glenn vs. N.Y. Giants, Oct. 22, 1989
- 79t — Marlon McCree vs. St. Louis, Oct. 29, 2006
- 78t — Paul Bradford at S.F., Nov. 23, 1997
- 75t — Keith Browner (25 yds.) lateral to Sam Seale
(50 yds.) at L.A. Rams, Nov. 20, 1988
- 61t — Carauan Reid at Ind., Sept. 25, 2016
- 58t — Rick Redman vs. Mia., Oct. 2, 1966
- 53t — Darrell Stuckey vs. N.E., Dec. 7, 2014
- 53 — Henry Rolling at L.A. Raiders, Oct. 6, 1991

BLOCKED PUNT RETURNS

- 35t — Bob Zeman at Boston Oct. 7, 1961
- 21t — Derrie Nelson vs. Dal., Nov. 13, 1983
- 19 — Pete Lazetich vs. Den., Sept. 24, 1972
- 5 — Gene Selawski at Oak. (at S.F.), Oct. 22, 1961
- 4 — Wayne Davis at Den., Nov. 17, 1985
- 3 — Steve Heiden at Car., Dec. 17, 2000
- 0s — Carlos Polk at Ari., Sept. 22, 2002
- 0t — Jacob Hewes at K.C., Oct. 25, 2009
Darryll Lewis vs. Ind., Sept. 26, 1999
- 0 — Corey Lynch at Oak., Sept. 10, 2012

BLOCKED FIELD GOAL RETURNS

- 72t — Leslie Duncan vs. Den., Nov. 23, 1967
- 35 — Tom Day vs. K.C., Oct. 15, 1967
- 28 — Jim Tolbert vs. St. Louis, Nov. 15, 1971
- 27 — Kenny Graham at K.C., Nov. 15, 1964
- 25 — Jeff Staggs vs. Hou., Oct. 25, 1970

MISSIED FIELD GOAL RETURNS

- 109t — Antonio Cromartie at Min., Nov. 4, 2007
(NFL Record)

OPPONENT 10 LONGEST

RUNS FROM SCRIMMAGE

90t — Colin Kaepernick at S.F., Dec. 20, 2014
89t — Kenny King at Oak., Oct. 12, 1980
81 — Billy Sims vs. Det., Sept. 30, 1984
77 — Napoleon Kaufman at Oak., Sept. 22, 1996
74t — Jack Spikes at Dallas Texans, Sept. 10, 1961
71t — Corey Dillon at Cin., Nov. 2, 1997
69t — Herman Heard at K.C., Oct. 14, 1984
68 — Henry Bell at Den., Oct. 16, 1960
66t — Zack Crockett vs. Ind., Dec. 31, 1995
65t — James Starks at G.B., Oct. 18, 2015

PASS COMPLETIONS

99t — Green to Boerigter at K.C., Dec. 22, 2002
98t — Lee to Deweall at Hou., Nov. 25, 1962
96t — Montana to Rice vs. S.F., Nov. 27, 1988
93t — Morton to Watson at Den., Sept. 27, 1981
90t — DeBerg to Birden at K.C., Nov. 18, 1990
Davidson to Dorsey at Oak., Dec. 2, 1962
89t — O'Donnell to Stone at Pit., Sept. 1, 1991
87t — Namath to Maynard vs. N.Y. Jets, Nov. 24, 1968
Tripacko to Frazier at Den., Nov. 12, 1961
84t — Campbell to Kelly vs. Was., Jan. 3, 2010
(4) other completions of 84t yards

INTERCEPTION RETURNS

102t — Louis Breedren vs. Cin., Nov. 8, 1981
99t — Janoris Jenkins vs. St. Louis, Nov. 23, 2014
Kevin Ross vs. K.C., Sept. 6, 1992
96t — Ray Griffin at Cin., Nov. 11, 1979
91t — Chad Greenway at Min., Sept. 27, 2015
Fred Williamson at Oak., Sept. 30, 1962
90t — Leroy Butler at G.B., Sept. 15, 1996
Deion Sanders vs. S.F., Dec. 11, 1994
87t — Mark McMillian vs. K.C., Dec. 14, 1997
83t — Leonard Johnson at T.B., Nov. 11, 2012

FUMBLE RETURNS

68 — A.J. Duhe vs. Mia., Oct. 15, 1978
65t — Tony Carter vs. Den., Oct. 15, 2012
64t — Tyvon Branch at Oak., Oct. 10, 2010
63t — Joey Browner at Min., Sept. 2, 1984
63 — Rob Ninkovich vs. N.E., Oct. 24, 2010
62 — Carlton Gray at Sea., Oct. 27, 1996
59t — George Atkinson at Oak., Nov. 25, 1973
55t — Robert Lyles at Hou., Dec. 6, 1987
54t — Mike Montgomery vs. Dal., Nov. 5, 1972
52 — Ray Abruzzese vs. N.Y. Jets, Dec. 4, 1965

KICKOFF RETURNS

104t — Ira Mathews at Oak., Oct. 25, 1979
103t — Percy Harvin vs. Min., Sept. 11, 2011
101t — Leon Washington at Sea., Sept. 26, 2010
Brian Mitchell at Was., Dec. 6, 1998
99t — Leon Washington at Sea., Sept. 26, 2010
Byron Hanspard vs. Atl., Dec. 7, 1997
98t — Will Blackwell vs. Pit., Dec. 24, 2000
97t — Cassius Vaughn at Den., Jan. 2, 2011
Tim Brown at L.A. Raiders, Sept. 4, 1988
96t — Dante Hall at K.C., Nov. 28, 2004

PUNT RETURNS

95t — Tyreek Hill vs. K.C., Jan. 1, 2017
94t — Dexter McCluster at K.C., Sept. 13, 2010
92t — Rick Upchurch at Den., Oct. 3, 1976
86t — Tamarick Vanover at K.C., Oct. 9, 1995
82t — George Atkinson at Oak., Oct. 13, 1968
82 — Ray Buchanan at Ind., Nov. 3, 1996
81 — Dennis Northcutt vs. Cle., Nov. 5, 2006
80t — Phillip Buchanon vs. Oak., Dec. 28, 2003
79t — Lemar Parrish vs. Cin., Dec. 6, 1970
78 — Roger Bird at Oak., Oct. 29, 1967

BLOCKED PUNT RETURNS

37t — Frank Warren vs. N.O., Nov. 17, 1991
29t — Adam Hayward at T.B., Nov. 11, 2012
16 — Randy McClanahan at Oak., Sept. 18, 1977
15 — Walt Landers vs. G.B., Sept. 24, 1978
14 — Glen Cadrez vs. K.C., Oct. 13, 2002
9 — Tyrone Braxton vs. Den., Oct. 2, 1988
5t — Hiram Eugene at Oak., Oct. 10, 2010
2t — Jerry Robinson vs. L.A. Raiders, Nov. 20, 1986
0s — Nick Schommer vs. Ten., Oct. 31, 2010
Rock Cartwright at Oak., Oct. 10, 2010

BLOCKED FIELD GOAL RETURNS

66 — Tommy Casanova at Cin., Sept. 22, 1974
65t — Matt Ware at Phi., Oct. 23, 2005
60 — Louis Wright at Den., Nov. 17, 1985
54t — Doug Evans at Car., Dec. 17, 2000
42t — Ray McElroy vs. Ind., Oct. 26, 1997
28 — John Barmlett vs. Den., Nov. 27, 1966
17 — Charlie West vs. Min., Dec. 5, 1971
Mike Statton vs. Buf., Oct. 1, 1967
16 — Fletcher Smith vs. K.C., Oct. 15, 1967

FIELD GOALS

58 — Dan Miller vs. Baltimore Colts, Dec. 26, 1982
56 — Sebastian Janikowski at Oak., Oct. 9, 2016
55 — Jason Elam vs. Den., Nov. 7, 1999
Gary Anderson at Pit., Nov. 25, 1984
54 — Neil Rackers at Cin., Sept. 8, 2002
Jason Elam (3x) Last: vs. Den., Dec. 1, 2002
Rian Lindell vs. Sea., Dec. 30, 2001
Sebastian Janikowski vs. Oak., Oct. 29, 2000
Kevin Butler vs. Chi., Nov. 14, 1993
John Kasay at Sea., Nov. 10, 1991
Norm Johnson at Sea., Oct. 6, 1986
Raul Allegre at vs. Ind., Nov. 4, 1984

PUNTS

81 — Dustin Colquitt at K.C., Dec. 2, 2007
79 — Drew Butler at Pit., Dec. 9, 2012
77 — Greg Montgomery vs. Hou., Sept. 19, 1993
75 — Kevin Huber vs. Cin., Dec. 1, 2013
74 — Bob Grupp at K.C., Nov. 4, 1979
73 — Shane Lechler vs. Oak., Sept. 28, 2003
72 — Ryan Plackemeier at Sea., Dec. 24, 2006
Chris Gardocki vs. Ind., Oct. 26, 1997
Bob Scarpitto at Den., Oct. 22, 1967
Jerrel Wilson vs. K.C., Sept. 29, 1963

OPPONENT TOP PERFORMANCES

TEAM RUSHING YARDS (250+)

378 — at Minnesota, Nov. 4, 2007
 355 — at San Francisco, Dec. 20, 2014
 328 — at Denver, Nov. 28, 1975
 294 — Kansas City, Dec. 18, 1966
 277 — at Seattle, Nov. 22, 1987
 Houston, Sept. 23, 1962
 275 — Cleveland, Sept. 29, 1985
 273 — at Detroit, Oct. 22, 1978
 266 — at Houston, Sept. 18, 1960
 262 — Kansas City, Oct. 27, 1974
 256 — New England, Oct. 16, 1977
 255 — at Pittsburgh, Oct. 31, 1976
 251 — Oakland, Dec. 5, 2010
 New York Jets, Sept. 4, 1983
 at Houston, Sept. 28, 1975

TEAM RUSHING ATTEMPTS (50+)

61 — at Chicago, Oct. 25, 1981
 60 — at Denver, Nov. 30, 1975
 59 — at Oakland, Sept. 18, 1977
 56 — at Seattle, Sept. 18, 1983
 at Houston, Sept. 28, 1975
 55 — at Denver, Oct. 17, 1971
 54 — at Seattle, Nov. 22, 1987
 53 — Kansas City, Nov. 12, 1978
 52 — Oakland, Dec. 5, 2010
 at Pittsburgh, Oct. 31, 1976
 51 — Denver, Nov. 27, 2011
 New York Jets, Sept. 4, 1983
 New England, Oct. 16, 1977
 Oakland, Oct. 5, 1975

TOTAL NET YARDS (500+)

614 — at St. Louis, Oct. 1, 2000 (163 R & 451 P)
 591 — Seattle, Dec. 29, 2002 (163 R & 428 P)
 553 — at Oakland, Sept. 22, 1996 (182 R & 371 P)
 545 — Cincinnati, Nov. 12, 2006 (128 R & 417 P)
 537 — Kansas City, Dec. 11, 1983 (131 R & 406 P)
 536 — at Denver, Nov. 19, 2000 (93 R & 443 P)
 528 — at Minnesota, Nov. 4, 2007 (378 R & 150 P)
 526 — Minnesota, Oct. 11, 1981 (93 R & 444 P)
 524 — at St. Louis, Nov. 10, 2002 (71 R & 453 P)
 520 — Denver, Nov. 29, 1987 (175 R & 347 P)
 520 — at Oakland, Jan. 1, 2012 (103 R & 417 P)
 512 — at Seattle, Oct. 6, 1986 (218 R & 294 P)
 511 — at Philadelphia, Sept. 15, 2013 (89 R & 422 P)
 510 — New York Titans Nov. 24, 1968 (142 R & 368 P)
 506 — at Kansas City, Oct. 14, 1984 (146 R & 360 P)
 505 — at Denver, Sept. 7, 1962 (121 R & 384 P)
 504 — at New England, Sept. 18, 2011 (94 R & 410 P)
 503 — at Denver, Jan. 3, 2016 (210 R & 293 P)
 500 — at Washington, Nov. 3, 2013 (209 R & 291 P)

INDIVIDUAL RUSHING YARDS (145+)

296 — Adrian Peterson at Min., Nov. 4, 2007
 183 — Hoyle Granger vs. Hou., Dec. 4, 1966
 181 — Priest Holmes vs. K.C., Nov. 4, 2001
 178 — Terrell Davis vs. Den., Nov. 30, 1997
 176 — Terrell Davis at Den., Nov. 19, 1995
 169 — Eric Dickerson vs. Ind., Oct. 23, 1988
 Curt Warner vs. Sea., Sept. 15, 1985
 165 — Rashard Mendenhall at Pit., Oct. 4, 2009
 162 — Priest Holmes vs. K.C., Nov. 30, 2003
 161 — Mike Garrett vs. K.C., Dec. 18, 1966
 159 — Clinton Portis vs. Den., Dec. 1, 2002
 158 — Frank Gore at S.F., Dec. 20, 2014
 157 — Michael Bush vs. Oak., Nov. 10, 2011
 151 — Colin Kaepernick at S.F., Dec. 20, 2014
 146 — Willie Parker at Pit., Jan. 11, 2009
 Woody Green vs. K.C., Oct. 27, 1974

INDIVIDUAL RUSHING ATTEMPTS (35+)

36 — Walter Payton at Chi., Oct. 25, 1981
 35 — Eric Dickerson at Ind., Nov. 8, 1987

TEAM PASSING YARDS—GROSS (400+)

465 — at St. Louis, Oct. 1, 2000
 462 — at Denver, Nov. 19, 2000
 457 — St. Louis, Sept. 20, 1987
 453 — at St. Louis, Nov. 10, 2002
 450 — vs. Philadelphia, Oct. 15, 2009
 449 — Seattle, Dec. 29, 2002

444 — Minnesota, Oct. 11, 1981
 440 — at Cincinnati, Nov. 12, 2006
 428 — at Philadelphia, Sept. 15, 2013
 424 — at Los Angeles Raiders, Oct. 31, 1993
 423 — at New England, Sept. 18, 2011
 417 — at Oakland, Jan. 1, 2012
 416 — Cincinnati, Dec. 20, 1982
 411 — Kansas City, Dec. 11, 1983
 404 — Indianapolis, Sept. 26, 1999
 402 — at Indianapolis, Jan. 13, 2008
 400 — at Oakland, Sept. 22, 1996

TEAM PASS COMPLETIONS (35+)

40 — Cincinnati, Dec. 20, 1982
 39 — Tennessee, Oct. 3, 2004
 37 — Kansas City, Oct. 9, 1994
 36 — at Denver, Sept. 14, 2008
 Tampa Bay, Dec. 12, 2004
 Jacksonville, Oct. 10, 2004
 Seattle, Dec. 29, 2002
 at St. Louis, Nov. 10, 2002
 New England, Sept. 29, 2002
 at Denver, Nov. 19, 2000
 at Denver, Sept. 4, 1994

35 — Philadelphia, Nov. 15, 2009
 at Philadelphia, Oct. 23, 2005
 at Oakland, Oct. 20, 2002

TEAM PASSING ATTEMPTS (50+)

61 — St. Louis, Sept. 20, 1987
 58 — Tennessee, Oct. 3, 2004
 at Denver, Nov. 19, 2000
 57 — at Oakland, Sept. 22, 1996
 at Cleveland, Sept. 7, 1981
 56 — Philadelphia, Nov. 15, 2009
 Indianapolis, Nov. 11, 2007
 Cincinnati, Dec. 20, 1982
 55 — Kansas City, Oct. 9, 1994
 Houston, Sept. 24, 1961
 Houston, Nov. 13, 1960
 54 — at Philadelphia, Oct. 23, 2005
 Jacksonville, Oct. 10, 2004
 at New England, Oct. 14, 2001
 Indianapolis, Sept. 26, 1999
 at Kansas City, Nov. 24, 1996
 Kansas City, Sept. 29, 1996
 at Pittsburgh, Jan. 15, 1995
 53 — Kansas City, Jan. 2, 2005
 Seattle, Dec. 29, 2002
 New England, Sept. 29, 2002
 51 — at Cincinnati, Jan. 5, 2014
 Baltimore, Nov. 25, 2012
 at New York Giants, Oct. 2, 1983
 New York Jets, Sept. 28, 1969
 50 — Denver, Oct. 13, 2016
 Jacksonville, Sept. 18, 2016
 at Denver, Sept. 14, 2008
 Tampa Bay, Dec. 12, 2004
 at Buffalo, Oct. 15, 2000 (OT)
 at Denver, Nov. 17, 1985
 at Denver, Sept. 7, 1962

INDIVIDUAL PASSING YARDS (400+)

462 — Gus Frerotte at Den., Nov. 19, 2000
 457 — Neil Lomax vs. St. Louis, Sept. 20, 1987
 453 — Marc Bulger at St. Louis, Nov. 10, 2002
 450 — Donovan McNabb vs. Phi., Nov. 15, 2009
 449 — Matt Hasselbeck at Sea., Dec. 29, 2002
 444 — Tommy Kramer vs. Min., Oct. 11, 1981
 440 — Carson Palmer at Cin., Nov. 12, 2006
 428 — Michael Vick at Phi., Sept. 15, 2013
 424 — Jeff Hostetler at L.A. Raiders, Oct. 31, 1993
 423 — Tom Brady at N.E., Sept. 18, 2011
 417 — Carson Palmer at Oak., Jan. 1, 2012
 416 — Ken Anderson vs. Cin., Dec. 20, 1982
 411 — Bill Kenney vs. K.C., Dec. 11, 1983
 404 — Peyton Manning vs. Ind., Sept. 26, 1999
 402 — Peyton Manning at Ind., Jan. 13, 2008

INDIVIDUAL PASSING ATTEMPTS (50+)

61 — Neil Lomax vs. St. Louis, Sept. 20, 1987
 58 — Billy Volek vs. Ten., Oct. 3, 2004
 Gus Frerotte at Den., Nov. 19, 2000

57 — Brian Sipe at Cle., Sept. 7, 1981
 56 — Peyton Manning vs. Ind., Nov. 11, 2007
 Ken Anderson vs. Cin., Dec. 20, 1982
 55 — Donovan McNabb vs. Phi., Nov. 15, 2009
 Joe Montana vs. K.C., Oct. 9, 1994
 George Blanda vs. Hou., Nov. 13, 1960
 54 — Donovan McNabb at Phi., Oct. 23, 2005
 Byron Leftwich vs. Jax., Oct. 10, 2004
 Tom Brady at N.E., Oct. 14, 2001
 Peyton Manning vs. Ind., Sept. 26, 1999
 Neil O'Donnell at Pit., Jan. 15, 1995
 53 — Trent Green vs. K.C., Jan. 2, 2005
 Matt Hasselbeck vs. Sea., Dec. 29, 2002
 Tom Brady vs. N.E., Sept. 29, 2002
 51 — Andy Dalton at Cin., Jan. 5, 2014
 Joe Flacco vs. Bal., Nov. 25, 2012
 Scott Brunner at N.Y. Giants, Oct. 2, 1983
 Joe Namath vs. N.Y. Jets, Sept. 28, 1969
 50 — Trevor Siemian vs. Den., Oct. 13, 2016
 Blake Bortles vs. Jax., Sept. 18, 2016
 Jay Cutler at Den., Sept. 14, 2008
 Brian Griese vs. T.B., Dec. 12, 2004
 John Elway at Den., Nov. 17, 1985

INDIVIDUAL RECEIVING YARDS (170 YARDS+)

309 — Stephone Paige at K.C., Dec. 22, 1985
 260 — Chad Johnson at Cin., Nov. 12, 2006
 214 — Charley Hennigan at Hou., Dec. 3, 1961
 197 — Carlos Carson vs. K.C., Oct. 25, 1987
 196 — Marvin Harrison vs. Ind., Sept. 26, 1999
 193 — DeSean Jackson at Phi., Sept. 15, 2013
 Larry Brunson at K.C., Nov. 10, 1974
 187 — Rod Smith at Den., Nov. 19, 2000
 178 — Eddie Brown vs. Cin., Sept. 16, 1990
 Steve Watson at Den., Sept. 27, 1981
 176 — Brian Brennan at Cle., Dec. 21, 1986
 174 — Julio Jones at Atl., Oct. 23, 2016
 T.Y. Hilton at Ind., Sept. 25, 2016
 Art Monk vs. Was., Sept. 21, 1986
 173 — Derrick Alexander vs. K.C., Nov. 22, 1998
 Todd Christensen vs. L.A. Raiders, Nov. 20, 1986
 172 — Pierre Garcon at Was., Nov. 3, 2013
 171 — Terrell Owens vs. S.F., Nov. 17, 2002
 Jerry Rice vs. S.F., Nov. 27, 1988
 Lionel Taylor vs. Den., Dec. 10, 1960
 170 — Eric Moulds at Buf., Oct. 15, 2000 (OT)

INDIVIDUAL TOUCHDOWNS—TOTAL (4+)

4 — Harvey Williams vs. Oak., Nov. 16, 1997
 Daryl Turner vs. Sea., Sept. 22, 1985
 Marcus Allen at L.A. Raiders, Sept. 24, 1984
 Frank Jackson vs. K.C., Dec. 13, 1964

INDIVIDUAL RUSHING TOUCHDOWNS (3+)

3 — Darrel Young at Was., Nov. 3, 2013
 Adrian Peterson at Min., Nov. 4, 2007
 Tatum Bell vs. Den., Dec. 31, 2005
 Bam Morris vs. K.C., Nov. 22, 1998
 Gaston Green at Den., Sept. 22, 1991
 Marcus Allen at L.A. Raiders, Oct. 28, 1985
 Marcus Allen at L.A. Raiders, Sept. 24, 1984
 Booker Russell at Oak., Oct. 25, 1979
 Chuck Foreman at Min., Nov. 23, 1975
 Charlie Evans at N.Y. Giants, Nov. 7, 1971
 George Blanda at Hou., Sept. 18, 1960

INDIVIDUAL TOUCHDOWN PASSES (4+)

6 — Steve Young vs. S.F., Jan. 29, 1995
 5 — Gus Frerotte at Den., Nov. 19, 2000
 Elvis Grbac at K.C., Sept. 17, 2000
 Dave Kreig vs. Sea., Sept. 15, 1985
 Marc Wilson vs. L.A. Raiders, Oct. 12, 1984
 4 — Derek Carr at Oak., Oct. 12, 2014
 Peyton Manning vs. Den., Nov. 10, 2013
 Drew Brees at N.O., Oct. 7, 2012
 Aaron Rodgers vs. G.B., Nov. 6, 2011
 Carson Palmer at Cin., Dec. 26, 2010
 Jay Cutler at Den., Sept. 14, 2008
 Brett Favre vs. G.B., Dec. 14, 2003
 Jon Kitna vs. Cin., Nov. 23, 2003
 Daunte Culpepper vs. Min., Nov. 9, 2003
 Marc Bulger at St. Louis, Nov. 10, 2002
 Rich Gannon at Oak., Nov. 18, 2001

Continued next page

Opponent Top Performances, cont.

Kurt Warner at St. Louis, Oct. 1, 2000
Jeff George at Min., Nov. 28, 1999
Rich Gannon at Oak., Nov. 14, 1999
John Elway vs. Den., Nov. 29, 1998
John Elway at Den., Dec. 21, 1997
Drew Bledsoe at N.E., Aug. 31, 1997
Drew Bledsoe vs. N.E., Dec. 1, 1996
John Elway at Den., Oct. 6, 1996
Dave Kreig vs. Sea., Dec. 14, 1986
Mark Malone at Pit., Nov. 24, 1984
Bill Kenney vs. K.C., Dec. 11, 1983
Tommy Kramer vs. Min., Oct. 11, 1981
Craig Morton at Den., Sept. 27, 1981
Jim Zorn at Sea., Nov. 27, 1977
Joe Namath vs. N.Y. Jets, Dec. 24, 1967
Daryle Lamonica vs. Oak., Dec. 3, 1967
Len Dawson vs. K.C., Dec. 13, 1964
George Blanda at Hou., Dec. 3, 1961

INDIVIDUAL TOUCHDOWN RECEPTIONS (3+)

4 — Jerry Rice vs. S.F., Jan. 29, 1995
Darryl Turner vs. Sea., Sept. 22, 1985
Frank Jackson vs. K.C., Dec. 13, 1964
3 — Emanuel Sanders at Den., Oct. 23, 2014
Demaryius Thomas vs. Den., Nov. 10, 2013
Marques Colston at N.O., Oct. 7, 2012
Plaxico Burress at N.Y. Jets, Oct. 23, 2011
Chad Johnson vs. Cin., Nov. 23, 2003
Shannon Sharpe vs. Den., Nov. 16, 2003
Isaac Bruce at St. Louis, Nov. 10, 2002
Jerry Rice at Oak., Nov. 18, 2001
Sylvester Morris at K.C., Sept. 17, 2000
Shannon Sharpe at Den., Oct. 6, 1996
John Stallworth at Pit., Nov. 24, 1984
Steve Largent vs. Sea., Oct. 29, 1984
Todd Christensen vs. L.A. Raiders, Dec. 1, 1983
Gene Washington at S.F., Sept. 17, 1972
Don Maynard vs. N.Y. Jets, Dec. 24, 1967
Art Powell at L.A. Raiders, Dec. 8, 1963
Charley Hennigan at Hou., Dec. 3, 1961

TEAM SACKS (7+)

10 — at Los Angeles Rams, Oct. 4, 1970
8 — Green Bay, Sept. 24, 1978
at Washington, Sept. 16, 1973
Kansas City, Dec. 8, 1968
7 — at Kansas City, Dec. 28, 2014
at St. Louis, Oct. 17, 2010
Kansas City, Dec. 14, 1997
Carolina, Sept. 14, 1997
at L.A. Raiders, Oct. 18, 1987
at Oakland, Oct. 12, 1980
Buffalo, Nov. 20, 1960

INDIVIDUAL SACKS (4+)

4,5 — Hugh Douglas vs. Phi., Oct. 18, 1998
4 — Justin Houston at K.C., Dec. 28, 2014
Kameron Wimbley vs. Oak., Nov. 10, 2011
Derrick Thomas at K.C., Nov. 8, 1992
Al Baker at Det., Oct. 22, 1978
Wilbur Young vs. K.C., Oct. 19, 1975
Ron Carpenter vs. Cin., Sept. 30, 1973
Lionel Aldridge vs. G.B., Oct. 12, 1970

INDIVIDUAL INTERCEPTIONS (3+)

4 — Kwamie Lassiter at Ari., Dec. 27, 1998
Joe Lavender at Was., Dec. 7, 1980
Vernon Perry vs. Hou., Dec. 29, 1979
Willie Buchanon vs. G.B., Sept. 24, 1978
Bobby Ply at Dal., Dec. 16, 1962
3 — Darryl Williams at Sea., Sept. 21, 1997
Lloyd Burress at K.C., Oct. 19, 1986
Kenny Easley vs. Sea., Oct. 29, 1984
Marc Murphy vs. Was., Oct. 31, 1983
Steve Foley at Den., Sept. 27, 1981
Joe Lavender at Was., Dec. 7, 1980
David Grayson vs. Oak., Oct. 26, 1969
David Grayson at Oak., Oct. 29, 1967
Ron Hall vs. Boston, Sept. 20, 1964
Carl Charon at Buf., Oct. 13, 1962

TOTAL FIRST DOWNS (30+)

34 — at Denver, Sept. 14, 2008
Seattle, Dec. 29, 2002
at Denver, Nov. 19, 2000
at Seattle, Nov. 22, 1987
33 — Cincinnati, Nov. 23, 2003
32 — at Pittsburgh, Oct. 4, 2009
at Cincinnati, Sept. 22, 1985
31 — Denver, Nov. 29, 1987
30 — at Indianapolis, Dec. 26, 2004
at New England, Oct. 14, 2001
at Denver, Sept. 4, 1994
Seattle, Sept. 15, 1985

TIME OF POSSESSION (40:00)

48:50 — at Chicago, Oct. 25, 1981 (OT)
44:11 — at Denver, Nov. 16, 2003
41:52 — at Dallas, Oct. 26, 1980
41:48 — L.A. Raiders, Nov. 21, 1993
41:35 — at Seattle, Nov. 22, 1987
41:19 — Denver, Nov. 29, 1987
40:20 — at Pittsburgh, Oct. 4, 2009
40:03 — at Washington, Nov. 3, 2013
40:02 — Kansas City, Nov. 12, 1978 (OT)

INDIVIDUAL POSTSEASON RECORDS

SCORING

Most Points, Career

42	Nate Kaeding, 2004-09
37	Rolf Benirschke, 1977-86
30	John Carney, 1990-00

Most Points, Game

12	(8x) Last: K. Allen at Den., Jan. 12, 2014
11	Rolf Benirschke at Mia., Jan. 2, 1982
10	Ben Agajanian at Hou., Jan. 1, 1961

TOUCHDOWNS

Most, Career

4	Darren Sproles, 2005-09
	LaDainian Tomlinson, 2001-09
	Kellen Winslow, 1979-87
	Charlie Joiner, 1976-86
3	(3x) Last: Vincent Jackson, 2005-09
2	(4x) Last: Keenan Allen, 2013

Most, Game

2	(7x) Last: K. Allen at Den., Jan. 12, 2014
1	(48x) Last: R. Brown at Cin., Jan. 5, 2014

POINTS AFTER TOUCHDOWN

Most, Career

18	Nate Kaeding, 2004-09
	Rolf Benirschke, 1977-86
9	John Carney, 1990-00
6	George Blair, 1961-64

Most, Game

6	George Blair vs. Boston, Jan. 5, 1964
5	Rolf Benirschke at Mia., Jan. 2, 1982
4	Nate Kaeding at Ind., Jan. 13, 2008
	Rolf Benirschke at Pit., Jan. 9, 1983

Most Two-Point Conversions, Game

1	Alfred Pupunu vs. S.F., Jan. 29, 1995
	Mark Seay vs. S.F., Jan. 29, 1995

FIELD GOALS

Most, Career

8	Nate Kaeding, 2004-09
7	John Carney, 1990-00
	Rolf Benirschke, 1977-86
3	Nick Novak, 2013
	Ben Agajanian, 1960-61, 1964

Most, Game

4	Nate Kaeding at N.E., Jan. 20, 2008
3	Ben Agajanian vs. Hou., Jan. 1, 1961
2	(6x) Last: Nick Novak at Cin., Jan. 5, 2014

Longest

54	John Carney vs. Ind., Dec. 31, 1995
42	Nate Kaeding at Pit., Jan. 11, 2009
40	Nate Kaeding at N.E., Jan. 20, 2008

RUSHING

Most Attempts, Career

111	Chuck Muncie, 1980-84
96	LaDainian Tomlinson, 2001-09
63	Natrone Means, 1993-95, 1998-99

Most Attempts, Game

26	L. Tomlinson vs. N.Y. Jets, Jan. 8, 2005
25	Chuck Muncie at Pit., Jan. 9, 1983
24	Natrone Means vs. Mia., Jan. 8, 1995
	Chuck Muncie at Mia., Jan. 2, 1982 (OT)

Most Yardage, Career

510	Chuck Muncie, 1980-84
380	Paul Lowe, 1960-68
327	LaDainian Tomlinson, 2001-09

Most Yardage, Game

206	Keith Lincoln vs. Boston, Jan. 5, 1964
165	Paul Lowe at Hou., Jan. 1, 1961
139	Natrone Means vs. Mia., Jan. 8, 1994

Longest Run

67t	Keith Lincoln vs. Boston, Jan. 5, 1964
58t	Ronnie Brown at Cin., Jan. 5, 2014
	Paul Lowe vs. Boston, Jan. 5, 1964
56t	Keith Lincoln vs. Boston, Jan. 5, 1964

Most Touchdowns, Career

4	LaDainian Tomlinson, 2001-09
3	Chuck Muncie, 1980-84
2	(4x) Last: Keenan Allen, 2013

Most Touchdowns, Game

2	(3x) Last: K. Allen at Den., Jan. 12, 2014
1	(22x) Last: R. Brown at Cin., Jan. 5, 2014

PASSING

Most Attempts, Career

286	Dan Fouts 1973-87
272	Philip Rivers 2004-13
228	Stan Humphries 1992-97

Most Completions, Career

164	Philip Rivers, 2004-13
159	Dan Fouts, 1973-1987
118	Stan Humphries, 1992-97

Most Attempts, Game

53	Dan Fouts at Mia., Jan. 2, 1982 (OT)
49	Stan Humphries vs. S.F., Jan. 29, 1995
47	Stan Humphries vs. Ind., Dec. 31, 1995
	Dan Fouts vs. Hou., Dec. 29, 1979

Most Completions, Game

33	Dan Fouts at Mia., Jan. 2, 1982 (OT)
31	Drew Brees vs. N.Y. Jets, Jan. 8, 2005
28	Stan Humphries vs. Mia., Jan. 8, 1995

Pass Rating, Career (minimum 40 att.)

101.2	Drew Brees, 2001-04
85.2	Philip Rivers, 2004-13
76.3	Tobin Rote, 1963-64

Pass Rating, Game (minimum 10 att.)

145.3	Tobin Rote vs. Boston, Jan. 5, 1964
133.2	Philip Rivers at Ind., Jan. 13, 2008
132.1	John Hadl vs. Boston, Jan. 5, 1964

Completion Pct., Career (minimum 40 att.)

.738	Drew Brees, 2001-04
.603	Philip Rivers, 2004-13
.556	Dan Fouts, 1973-87

Completion Pct., Game (minimum 10 att.)

.750	Philip Rivers at Cin., Jan. 5, 2014
.738	Drew Brees vs. N.Y. Jets, Jan. 8, 2005
.737	Philip Rivers at Ind., Jan. 13, 2008

Most Yardage, Career

2,165	Philip Rivers, 2004-13
2,125	Dan Fouts, 1973-87
1,347	Stan Humphries, 1992-97

Most Yardage, Game

433	Dan Fouts at Mia., Jan. 2, 1982 (OT)
336	Dan Fouts vs. Oak., Jan. 11, 1981
333	Dan Fouts at Pit., Jan. 9, 1983

Longest Completion

62t	Philip Rivers at Pit., Jan. 11, 2009
58	Philip Rivers vs. N.E., Jan. 14, 2007
56t	Philip Rivers at Ind., Jan. 13, 2008

Most Touchdowns, Career

12	Dan Fouts, 1973-87
11	Philip Rivers, 2004-13
6	Stan Humphries, 1992-97

Most Touchdowns, Game

3	(4x) Last: P. Rivers at Pit., Jan. 11, 2009
2	(6x) Last: P. Rivers at Den., Jan. 12, 2014
1	(9x) Last: P. Rivers at Cin., Jan. 5, 2014

Most Interceptions, Career

16	Dan Fouts, 1973-87
13	Stan Humphries, 1992-97
9	Philip Rivers, 2004-13

Most Interceptions, Game

5	Dan Fouts at Mia., Jan. 16, 1983
	Dan Fouts vs. Hou., Dec. 29, 1979
4	(3x) Last: S. Humphries vs. Ind., Dec. 31, 1995
2	(1x) Last: P. Rivers vs. N.Y. Jets, Jan. 17, 2010

Lowest Pct. Interceptions, Career

.024	Drew Brees, 2001-04
.033	Philip Rivers, 2004-13
.049	Tobin Rote, 1963-64

PASS RECEIVING

Most Receptions, Career

42	Antonio Gates, 2003-09
39	Ronnie Harmon, 1990-95
30	Charlie Joiner, 1976-86

Most Receptions, Game

13	Kellen Winslow at Mia., Jan. 2, 1982 (OT)
10	Ronnie Harmon vs. Ind., Dec. 31, 1995
9	(4x) Last: E. Parker vs. N.Y. Jets, Jan. 8, 2005

Most Yardage, Career

539	Charlie Joiner, 1976-86
503	Vincent Jackson, 2005-09
454	Antonio Gates, 2003-09

Most Yardage, Game

166	Kellen Winslow at Mia., Jan. 2, 1982 (OT)
142	Keenan Allen at Den., Jan. 12, 2014
133	Ronnie Harmon vs. Ind., Dec. 31, 1995

Most Touchdowns, Career

4	Kellen Winslow, 1979-87
	Charlie Joiner, 1976-86
3	Vincent Jackson, 2005-09
2	(5x) Last: Keenan Allen, 2013

Most Touchdowns, Game

2	(4x) Last: K. Allen at Den., Jan. 12, 2014
1	(27x) Last: L. Green at Cin., Jan. 5, 2014

INTERCEPTIONS BY

Most Interceptions, Career

3	Drayton Florence, 2003-07
	Glen Edwards, 1978-81
2	(5x) Last: Quentin Jammer, 2002-09
1	(19x) Last: Donald Butler, Melvin Ingram & Shareece Wright 2013

Most Interceptions, Game

2	(4x) Last: G. Edwards vs. Buf., Jan. 3, 1981
1	(27x) Last: D. Butler at Den., Jan. 12, 2014

Most Yardage, Career

62	Glen Edwards, 1978-81
45	Bud Whitehead, 1961-68
40	Darren Carrington, 1991-94

Most Yardage, Game

45	Bud Whitehead vs. Hou., Dec. 24, 1961
40	Darren Carrington vs. K.C., Jan. 12, 1993
35	Bruce Laird vs. Pit., Jan. 9, 1983
	Glen Edwards vs. Mia., Jan. 2, 1982

PUNTING

Most Punts, Career

52	Mike Scifres, 2003-13
13	John Kidd, 1990-94
11	Bryan Wagner, 1994

Most Punts, Game

7	Mike Scifres vs. N.E., Jan. 14, 2007
	John Kidd at Mia., Jan. 10, 1993
6	(6x) Last: Mike Scifres at Cin., Jan. 5, 2014
5	(4x) Last: M. Scifres at N.E., Jan. 20, 2008

Most Yardage, Career

2,330	Mike Scifres, 2003-13
589	John Kidd, 1990-94
474	Bryan Wagner, 1994

Most Yardage, Game

324	John Kidd at Mia., Jan. 10, 1993
316	Mike Scifres vs. Ind., Jan. 3, 2009
297	Mike Scifres vs. N.Y. Jets, Jan. 17, 2010

Average Yardage, Career (minimum 4 punts)

45.3	John Kidd, 1990-94
44.8	Mike Scifres, 2003-13
43.9	John Hadl, 1962-72

Average Yardage, Game (minimum 2 punts)

59.0	Mike Scifres at Ind., Jan. 13, 2008
54.5	Darren Bennett vs. Ind., Dec. 31, 1995
52.7	Mike Scifres vs. Ind., Jan. 3, 2009

PUNT RETURNS

Most Returns, Career

12	Darren Sproles, 2005-09
8	Mike Fuller, 1975-80
7	Eric Parker, 2002-06

Most Returns, Game

5	Eric Parker vs. N.E., Jan. 14, 2007
4	Nate Lewis at Mia., Jan. 10, 1993
3	(6x) Last: D. Sproles vs. Ind., Jan. 3, 2009

Most Yardage, Career

107	Darren Sproles, 2005-09
99	Mike Fuller, 1975-80
63	Wes Chandler, 1981-87

Most Yardage, Game

72	Darren Sproles vs. Ind., Jan. 3, 2009
56t	Wes Chandler at Mia., Jan. 2, 1982 (OT)
41	Mike Fuller vs. Oak., Jan. 11, 1981

Most Touchdowns, Career

1	Wes Chandler, 1981-87
---	-----------------------

KICKOFF RETURNS

Most Returns, Career

21	Darren Sproles, 2005-09
	Andre Coleman, 1994-96
17	James Brooks, 1981-83
8	Hank Bauer, 1977-82

Continued next page

Most Returns, Game

- 8 Andre Coleman vs. S.F., Jan. 29, 1995
- 6 Andre Coleman vs. Ind., Dec. 31, 1995
- 5 (3x) Last: D. Sproles at Pit., Jan. 11, 2009

Most Yardage, Career

- 537 Darren Sproles, 2005-09
- 483 Andre Coleman, 1994-96
- 276 James Brooks, 1981-83

Most Yardage, Game

- 242 Andre Coleman vs. S.F., Jan. 29, 1995
- 164 Darren Sproles at Pit., Jan. 11, 2009
- 147 Leslie Duncan at Buf., Dec. 26, 1964

Most Touchdowns, Career

- 1 Andre Coleman, 1994-96

TEAM POSTSEASON RECORDS

POINTS SCORED

Most, Quarter

- 24 at Miami, Jan. 2, 1982 (1Q)
- 21 vs. Boston, Jan. 5, 1964 (1Q)
- 17 at Denver, Jan. 12, 2014 (4Q)

Most, Quarter, Opponent

- 21 at Miami, Jan. 10, 1993 (2Q)
- Oakland, Jan. 11, 1981 (1Q)
- 20 at Miami, Jan. 16, 1983 (2Q)
- 17 at Miami, Jan. 2, 1982 (2Q)

Most, Quarter, Both Teams

- 33 at Miami, Jan. 16, 1983 (2Q)
- 28 (4x) Last: at Pittsburgh, Jan. 11, 2009 (4Q)
- 24 (2x) Last: at Denver, Jan. 12, 2014 (4Q)

Most, Game

- 51 vs. Boston, Jan. 5, 1964
- 41 at Miami, Jan. 2, 1982 (OT)
- 31 at Pittsburgh, Jan. 9, 1983

Most, Game, Opponent

- 49 San Francisco, Jan. 29, 1995
- 38 at Miami, Jan. 2, 1982 (OT)
- 35 (2x) Last: at Pittsburgh, Jan. 11, 2009

Most, Game, Both Teams

- 79 at Miami, Jan. 2, 1982 (OT)
- 75 vs. San Francisco, Jan. 29, 1995
- 61 (2x) Last: vs. Oakland, Jan. 11, 1981

Fewest, Game

- 0 at Miami, Jan. 10, 1993
- vs. Buffalo, Dec. 26, 1965
- 3 vs. Houston, Dec. 24, 1961
- 7 (2x) Last: at Cincinnati, Jan. 10, 1982

Fewest, Game, Opponent

- 0 vs. Kansas City, Jan. 2, 1993
- 6 vs. Tennessee, Jan. 6, 2008
- 10 (3x) Last: at Cincinnati, Jan. 5, 2014

Fewest, Game, Both Teams

- 13 vs. Houston, Dec. 24, 1961
- 17 vs. Kansas City, Jan. 2, 1993
- 23 (2x) Last: vs. Tennessee, Jan. 6, 2008

TOUCHDOWNS

Most, Game

- 7 vs. Boston, Jan. 5, 1964
- 5 at Miami, Jan. 2, 1982 (OT)
- 4 (2x) Last: at Indianapolis, Jan. 13, 2008

Most, Game, Opponent

- 7 San Francisco, Jan. 29, 1995
- 5 (3x) Last: at Pittsburgh, Jan. 11, 2009
- 4 (4x) Last: at Miami, Jan. 10, 1993

Most, Game, Both Teams

- 10 vs. San Francisco, Jan. 29, 1995
- at Miami, Jan. 2, 1982 (OT)
- 8 (3x) Last: at Pittsburgh, Jan. 11, 2009
- 7 (3x) Last: at Indianapolis, Jan. 13, 2008

POINTS AFTER TOUCHDOWN

Most, Game

- 6 vs. Boston, Jan. 5, 1964
- 5 at Miami, Jan. 2, 1982 (OT)
- 4 (2x) Last: at Indianapolis, Jan. 13, 2008

Most, Game, Opponent

- 7 vs. San Francisco, Jan. 29, 1995
- 5 (3x) Last: at Pittsburgh, Jan. 11, 2009
- 4 (4x) Last: at Miami, Jan. 10, 1993

Most, Game, Both Teams

- 10 vs. San Francisco, Jan. 29, 1995
- at Miami, Jan. 2, 1982 (OT)
- 8 (2x) Last: at Pittsburgh, Jan. 11, 2009
- 7 (4x) Last: at Indianapolis, Jan. 13, 2008

Most Two-Point Conversions, Game

- 2 vs. San Francisco, Jan. 29, 1995

Most Two-Point Conversions Game, Opponent

- 1 New England, Jan. 14, 2007

FIELD GOALS

Most, Game

- 3 at Houston, Jan. 1, 1961
- 2 (6x) Last: at Cincinnati, Jan. 5, 2014
- 1 (10x) Last: at Denver, Jan. 12, 2014

Most, Game, Opponent

- 4 at New England, Jan. 20, 2008
- 3 (2x) Last: New England, Jan. 14, 2007
- 2 (6x) Last: vs. New York Jets, Jan. 8, 2005

Most, Game, Both Teams

- 4 (3x) Last: at New England, Jan. 20, 2008
- 3 (7x) Last: at Cincinnati, Jan. 5, 2014
- 2 (10x) Last: at Denver, Jan. 12, 2014

FIRST DOWNS

Most, Game

- 33 at Miami, Jan. 2, 1982 (OT)
- 29 at Pittsburgh, Jan. 9, 1983
- 28 vs. Miami, Jan. 8, 1995

Most, Game, Opponents

- 29 at Miami, Jan. 16, 1983
- 28 vs. San Francisco, Jan. 29, 1995
- 27 at Cincinnati, Jan. 5, 2014

Most, Game, Both Teams

- 58 at Miami, Jan. 2, 1982 (OT)
- 55 at Pittsburgh, Jan. 9, 1983
- 49 at Indianapolis, Jan. 13, 2008

Fewest, Game

- 10 at Miami, Jan. 10, 1993
- 12 vs. Buffalo, Dec. 26, 1965
- 13 (2x) Last: at Denver, Jan. 12, 2014

Fewest, Game, Opponents

- 14 (3x) Last: vs. New York Jets, Jan. 17, 2010
- 15 (2x) Last: Tennessee, Jan. 6, 2008
- 17 (5x) Last: vs. Indianapolis, Jan. 3, 2009

Fewest, Game, Both Teams

- 26 Buffalo, Dec. 26, 1965
- 28 at Miami, Jan. 10, 1993
- 32 (2x) Last: vs. New York Jets, Jan. 17, 2010

FIRST DOWNS, RUSHING

Most, Game

- 12 New England, Jan. 14, 2007
- Miami, Jan. 8, 1995
- 11 (5x) Last: vs. Indianapolis, Jan. 3, 2009
- 10 at Miami, Jan. 2, 1982 (OT)

Most, Game, Opponent

- 15 at Miami, Jan. 16, 1983
- 13 (2x) Last: at Denver, Jan. 12, 2014
- 12 (2x) Last: at Pittsburgh, Jan. 11, 2009

Most, Game, Both Teams

- 20 at Miami, Jan. 16, 1983
- 19 (2x) Last: at Cincinnati, Jan. 10, 1982
- 17 (3x) Last: at New England, Jan. 20, 2008

Fewest, Game

- 1 (2x) Last: at Denver, Jan. 12, 2014
- 2 vs. New York Jets, Jan. 17, 2010
- 3 at Miami, Jan. 10, 1993

Fewest, Game, Opponent

- 2 Miami, Jan. 8, 1995
- 3 (3x) Last: New England, Jan. 14, 2007
- 4 (4x) Last: at Indianapolis, Jan. 13, 2008

Fewest, Game, Both Teams

- 8 (3x) Last: vs. N.Y. Jets, Jan. 17, 2010
- 9 vs. Buffalo, Dec. 26, 1965
- 11 vs. Tennessee, Jan. 6, 2008

FIRST DOWNS, PASSING

Most, Game

- 21 at Miami, Jan. 2, 1982 (OT)
- 20 Indianapolis, Dec. 31, 1995
- 19 at Pittsburgh, Jan. 9, 1983

Most, Game, Opponent

- 21 at Indianapolis, Jan. 13, 2008
- at Miami, Jan. 2, 1982 (OT)
- 20 at Cincinnati, Jan. 5, 2014
- 19 at Pittsburgh, Jan. 9, 1983

Most, Game, Both Teams

- 42 at Miami, Jan. 2, 1982
- 38 at Pittsburgh, Jan. 9, 1983
- 35 at Indianapolis, Jan. 13, 2008

Fewest, Game

- 7 (5x) Last: at Miami, Jan. 10, 1993
- 8 (2x) Last: at Pittsburgh, Jan. 15, 1995
- 9 (4x) Last: at Cincinnati, Jan. 5, 2014

Fewest, Game, Opponent

- 5 vs. Houston, Dec. 29, 1979
- 6 vs. New York Jets, Jan. 17, 2010
- 8 (4x) Last: at Pittsburgh, Jan. 11, 2009

Fewest, Game, Both Teams

- 15 at Buffalo, Dec. 26, 1964
- 16 (3x) Last: at Miami, Jan. 10, 1993
- 17 (2x) Last: vs. Kansas City, Jan. 2, 1993

TOTAL NET YARDS GAINED

Most, Game

- 601 Boston, Jan. 5, 1964
- 564 at Miami, Jan. 2, 1982 (OT)
- 479 at Pittsburgh, Jan. 9, 1983

Most, Game, Opponent

- 466 at Miami, Jan. 2, 1982 (OT)
- 449 San Francisco, Jan. 29, 1995
- 446 at Indianapolis, Jan. 13, 2008

Most, Game, Both Teams

- 1,030 at Miami, Jan. 2, 1982 (OT)
- 901 at Pittsburgh, Jan. 9, 1983
- 862 Boston, Jan. 5, 1964

NET YARDS GAINED RUSHING

Most, Game

- 309 Boston, Jan. 5, 1964
- 202 Miami, Jan. 8, 1995
- 196 at Cincinnati, Jan. 5, 2014

Most, Game, Opponent

- 219 at Buffalo, Dec. 26, 1964
- 214 at Miami, Jan. 16, 1983
- 178 Indianapolis, Dec. 31, 1995

Most, Game, Both Teams

- 384 Boston, Jan. 5, 1964
- 343 at Buffalo, Dec. 26, 1964
- 323 Indianapolis, Dec. 31, 1995

NET YARDS GAINED PASSING

Most, Game

- 415 at Miami, Jan. 2, 1982 (OT)
- 351 Oakland, Jan. 11, 1981
- 333 at Pittsburgh, Jan. 9, 1983

Most, Game, Opponent

- 402 at Indianapolis, Jan. 13, 2008
- 388 at Miami, Jan. 2, 1982 (OT)
- 349 at Pittsburgh, Jan. 15, 1995

Most, Game, Both Teams

- 803 at Miami, Jan. 2, 1982 (OT)
- 714 at Indianapolis, Jan. 13, 2008
- 658 at Pittsburgh, Jan. 9, 1983

THE LAST TIME

Regular-Season Games Only

RUSHING

200 Yards Rushing, Individual

CHARGERS — LaDainian Tomlinson, Dec. 28, 2003, vs. Oakland (243 yards)
OPPONENT — Adrian Peterson, Nov. 4, 2007, at Minnesota (296 yards)

100 Yards Rushing, Individual

CHARGERS — Melvin Gordon, Nov. 6, 2016, vs. Tennessee (196 yards)
OPPONENT — Ronnie Hillman, Jan. 3, 2016, at Denver (117 yards)

100 Yards Rushing, One Half, Individual

CHARGERS — Melvin Gordon, Nov. 6, 2016, vs. Tennessee (100 yards in first half)
OPPONENT — Colin Kaepernick (112 yards in second half) and Frank Gore (129 yards in first half), Dec. 20, 2014, at San Francisco

Two 100-Yard Rushers

CHARGERS — Darren Sproles (122 yards) and LaDainian Tomlinson (116 yards), Dec. 16, 2007, vs. Detroit
OPPONENT — Frank Gore (158 yards) and Colin Kaepernick (151 yards), Dec. 20, 2014, at San Francisco

Four Touchdowns Rushing, Individual

CHARGERS — LaDainian Tomlinson, Oct. 14, 2007, vs. Oakland (3, 27, 13, 41 yards)
OPPONENT — Never

Three Touchdowns Rushing, Individual

CHARGERS — Ryan Matthews, Jan. 2, 2011, at Denver (27, 12, 31 yards)
OPPONENT — Darrel Young, Nov. 3, 2013, at Washington (1, 1, 4 yards)

Two Touchdowns Rushing, Individual

CHARGERS — Melvin Gordon, Oct. 23, 2016, at Atlanta (2, 3 yards)
OPPONENT — Isaiah Crowell, Dec. 24, 2016, at Cleveland (8, 4 yards)

PASSING

500 Yards Passing, Individual

CHARGERS — Philip Rivers, Oct. 18, 2015, at Green Bay (503 yards)
OPPONENT — Never

400 Yards Passing, Individual

CHARGERS — Philip Rivers, Oct. 18, 2015, at Green Bay (503 yards)
OPPONENT — Michael Vick, Sept. 15, 2013, at Philadelphia (428 yards)

300 Yards Passing, Individual

CHARGERS — Philip Rivers, Dec. 24, 2016, at Cleveland (322 yards)
OPPONENT — Marcus Mariota, Nov. 6, 2016, vs. Tennessee (313 yards)

Six Touchdown Passes, Individual

CHARGERS — Dan Fouts, Nov. 22, 1981, at Oakland (12, 15, 29, 4, 5, 6 yards)
OPPONENT — Never

Five Touchdown Passes, Individual

CHARGERS — Drew Brees, Oct. 31, 2004, vs. Oakland (17, 13, 23, 5, 1 yards)
OPPONENT — Gus Frerotte, Nov. 19, 2000, at Denver (1, 5, 26, 10, 5 yards)

Four Touchdown Passes, Individual

CHARGERS — Philip Rivers, Oct. 9, 2016, at Oakland (29, 18, 1, 4 yards)
OPPONENT — Derek Carr, Oct. 12, 2014, at Oakland (77, 6, 47, 6 yards)

Three Touchdown Passes, Individual

CHARGERS — Philip Rivers, Nov. 27, 2016, at Houston (52, 21, 12 yards)
OPPONENT — Marcus Mariota, Nov. 6, 2016, vs. Tennessee (16, 7, 8 yards)

Six Interceptions Thrown, Individual

CHARGERS — Ed Luther, Oct. 31, 1983, vs. Washington
OPPONENT — Peyton Manning, Nov. 11, 2007, vs. Indianapolis

Five Interceptions Thrown, Individual

CHARGERS — Craig Whelihan, Dec. 13, 1998, at Seattle
OPPONENT — Jon Kitna, Dec. 16, 2007, vs. Detroit

Four Interceptions Thrown, Individual

CHARGERS — Philip Rivers, Nov. 13, 2016, vs. Miami
OPPONENT — Peyton Manning, Nov. 28, 2010, at Indianapolis

RECEIVING

10 or More Receptions, Individual

CHARGERS — Danny Woodhead, Oct. 25, 2015, vs. Oakland (11 receptions)
OPPONENT — Alshon Jeffery, Nov. 9, 2015, vs. Chicago (10 receptions)

200 Yards Receiving, Individual

CHARGERS — Malcom Floyd, Oct. 10, 2010, at Oakland (213 yards)
OPPONENT — Chad Johnson, Nov. 12, 2006, at Cincinnati (260 yards)

100 Yards Receiving, Individual

CHARGERS — Dontrelle Inman, Nov. 27, 2016, at Houston (119 yards)
OPPONENT — DeVante Parker, Nov. 13, 2016, vs. Miami (103 yards)

100 Yards Receiving, One Half, Individual

CHARGERS — Tyrell Williams, Nov. 13, 2016, vs. Miami (109 yards in second half)
OPPONENT — Julio Jones, Oct. 23, 2016, at Atlanta (107 yards in first half)

Two 100-Yard Receivers

CHARGERS — Travis Benjamin (117 yards) and Tyrell Williams (117 yards), Oct. 9, 2016, at Oakland
OPPONENT — Emmanuel Sanders (120 yards) and Demaryius Thomas (105 yards), Oct. 23, 2014, at Denver

Five Touchdown Receptions, Individual

CHARGERS — Kellen Winslow, Nov. 22, 1981, at Oakland (15, 29, 4, 5, 3 yards)
OPPONENT — Never

Four Touchdown Receptions, Individual

CHARGERS — Kellen Winslow, Nov. 22, 1981, at Oakland (15, 29, 4, 5, 3 yards)
OPPONENT — Daryl Turner, Sept. 15, 1985, vs. Seattle (34, 15, 30, 7 yards)

Three Touchdown Receptions, Individual

CHARGERS — Danny Woodhead, Dec. 20, 2015, vs. Miami (20, 9, 9 yards)
OPPONENT — Emmanuel Sanders, Oct. 23, 2014, at Denver (2, 31, 3 yards)

Two Touchdown Receptions, Individual

CHARGERS — Travis Benjamin, Sept. 18, 2016, vs. Jacksonville (6, 45 yards)
OPPONENT — Charcandrick West, Jan. 1, 2017, vs. Kansas City (4, 2 yards)

COMBINATION

100 Yards Rushing and Receiving, Individual

CHARGERS — Lionel James, Sept. 22, 1985, at Cincinnati (127 yards rushing, 118 yards receiving)
OPPONENT — Essex Johnson, Sept. 30, 1973, vs. Cincinnati (121 yards rushing, 116 yards receiving)

300-Yard Passer, 100-Yard Rusher and 100-Yard Receiver

CHARGERS — Philip Rivers (313 yards passing), Brandon Oliver (101 yards rushing) and Malcom Floyd (103 yards receiving), Oct. 12, 2014, at Oakland
OPPONENT — Ben Roethlisberger (333 yards passing), Rashard Mendenhall (165 yards rushing) and Hines Ward (113 yards receiving), Oct. 4, 2009, at Pittsburgh

INTERCEPTIONS

Four Interceptions, Individual

CHARGERS — Never
OPPONENT — Kwame Lassiter, Dec. 17, 1998, at Arizona

Three Interceptions, Individual

CHARGERS — Antonio Cromartie, Nov. 11, 2007, vs. Indianapolis
OPPONENT — Kwame Lassiter, Dec. 17, 1998, at Arizona

Two Interceptions, Individual

CHARGERS — Casey Hayward, Sept. 18, 2016, vs. Jacksonville
OPPONENT — Tony Lippett, Nov. 13, 2016, vs. Miami

Interception Returned for Touchdown

CHARGERS — Jaquez Addae, Jan. 1, 2017, vs. Kansas City (90 yards; Alex Smith, passer)
OPPONENT — Lavonte David, Dec. 4, 2016, vs. Tampa Bay (15 yards; Philip Rivers, passer)

SACKS

Five Sacks, Individual

CHARGERS — Leslie O'Neal, Nov. 16, 1986, vs. Dallas
OPPONENT — Never

Four-and-One-Half Sacks, Individual

CHARGERS — Leslie O'Neal, Nov. 16, 1986, vs. Dallas
OPPONENT — Hugh Douglas, Oct. 18, 1998, vs. Philadelphia

Four Sacks, Individual

CHARGERS — Antwan Barnes, Dec. 18, 2011, vs. Baltimore
OPPONENT — Justin Houston, Dec. 28, 2014, at Kansas City

Three-and-One-Half Sacks, Individual

CHARGERS — Kendall Reyes, Dec. 23, 2012, at New York Jets
OPPONENT — Justin Houston, Dec. 28, 2014, at Kansas City

Three Sacks, Individual

CHARGERS — Shawne Merriman, Dec. 2, 2007, at Kansas City
OPPONENT — Dee Ford, Dec. 13, 2015, at Kansas City

Two-and-One-Half Sacks, Individual

CHARGERS — Melvin Ingram, Dec. 20, 2015, vs. Miami
OPPONENT — Dee Ford, Dec. 13, 2015, at Kansas City

Two Sacks, Individual

CHARGERS — Joey Bosa (two) and Damion Square (two), Dec. 24, 2016, at Cleveland
OPPONENT — Bruce Irvin, Dec. 18, 2016, vs. Oakland

TOUCHDOWNS

Five Touchdowns, Individual

CHARGERS — Kellen Winslow, Nov. 22, 1981, at Oakland (15-, 29-, 4-, 5-, 3-yard receptions)
OPPONENT — Never

Four Touchdowns, Individual

CHARGERS — Danny Woodhead, Dec. 20, 2015, vs. Miami (2-yard run; 20-, 9-, 9-yard receptions)
OPPONENT — Harvey Williams, Nov. 16, 1997, vs. Oakland (1-, 1-yard runs; 8-, 32-yard receptions)

Three Touchdowns, Individual

CHARGERS — Melvin Gordon, Oct. 23, 2016, at Atlanta (2-, 3-yard runs; 5-yard reception)
OPPONENT — John Kuhn, Oct. 2, 2016, vs. New Orleans (1-, 1-yard runs; 4-yard reception)

FIELD GOALS/PATS

Six Field Goals Made, Individual

CHARGERS — Greg Davis, Oct. 5, 1997, at Oakland (30, 22, 38, 43, 33, 33 yards)
OPPONENT — Phil Dawson, Nov. 5, 2006, vs. Cleveland (37, 20, 42, 30, 36, 35 yards)

Five Field Goals Made, Individual

CHARGERS — Nate Kaeding, Sept. 10, 2012, at Oakland (23, 28, 19, 41, 45 yards)
OPPONENT — Justin Tucker, Nov. 1, 2015, at Baltimore (48, 29, 48, 45, 39 yards)

Four Field Goals Made, Individual

CHARGERS — Josh Lambo, Oct. 23, 2016, at Atlanta (40, 37, 33, 42 yards)
OPPONENT — Sebastian Janikowski, Dec. 18, 2016, vs. Oakland (45, 33, 21, 44 yards)

50-Yard Field Goal, Individual

CHARGERS — Josh Lambo, Jan. 3, 2016, at Denver (50 yards)
OPPONENT — Sebastian Janikowski, Oct. 9, 2016, at Oakland (56 yards)

Blocked Field-Goal Attempt

CHARGERS — Darrell Stuckey, Nov. 23, 2014, vs. St. Louis (46-yard Greg Zuerlein attempt)
OPPONENT — Jamie Meder, Dec. 24, 2016, at Cleveland (32-yard Josh Lambo attempt)

Two-Point Conversion

CHARGERS — Ladarius Green, Oct. 25, 2015, vs. Oakland (Philip Rivers, passer)
OPPONENT — Mike Evans, Dec. 4, 2016, vs. Tampa Bay (Jameis Winston, passer)

Point After Touchdown Missed

CHARGERS — Josh Lambo, Dec. 18, 2016, vs. Oakland (second attempt, blocked)
OPPONENT — Jason Myers, Nov. 29, 2015, at Jacksonville (second attempt, wide right)

Blocked Point After Touchdown

CHARGERS — John Parrella, Nov. 4, 2001, vs. Kansas City (Todd Peterson, first attempt)
OPPONENT — Keith McGill, Dec. 18, 2016, vs. Oakland (Josh Lambo, second attempt)

PUNTING

80-Yard Punt

CHARGERS — Never
OPPONENT — Dustin Colquitt, Dec. 2, 2007, at Kansas City (81 yards)

70-Yard Punt

CHARGERS — Mike Scifres, Sept. 21, 2014, at Buffalo (72 yards)
OPPONENT — Kevin Huber, Dec. 1, 2013, vs. Cincinnati (75 yards)

60-Yard Punt

CHARGERS — Drew Kaser, Dec. 18, 2016, vs. Oakland (69 yards)
OPPONENT — Marquette King, Dec. 18, 2016, vs. Oakland (64 yards)

Blocked Punt

CHARGERS — Jerry Attaochu, Sept. 8, 2014, at Arizona (Drew Butler, punter)
OPPONENT — Hayes Pullard, Nov. 29, 2015, at Jacksonville (Mike Scifres, punter)

10 or More Punts, Individual

CHARGERS — Mike Scifres, Dec. 24, 2006, at Seattle (10 punts for 425 yards)
OPPONENT — Chad Stanley, Sept. 15, 2002, vs. Houston (10 punts for 406 yards)

No Punts

CHARGERS — Jan. 1, 2012, at Oakland
OPPONENT — Nov. 7, 1976, vs. Baltimore Colts

OTHER SPECIAL TEAMS

Kickoff Returned for Touchdown

CHARGERS — Michael Spurlock, Dec. 30, 2012, vs. Oakland (99 yards)
OPPONENT — Percy Harvin, Sept. 11, 2011, vs. Minnesota (103 yards)

Punt Returned for Touchdown

CHARGERS — Michael Spurlock, Dec. 23, 2017, at New York Jets (63 yards)
OPPONENT — Tyreek Hill, Jan. 1, 2017, vs. Kansas City (95 yards)

Blocked Punt Returned for Touchdown

CHARGERS — Jacob Hester, Oct. 25, 2009, at Kansas City (Recovered in end zone after Hester blocked Dustin Colquitt punt)
OPPONENT — Adam Hayward, Nov. 11, 2012, at Tampa Bay (Returned 29 yards after Dekoda Watson blocked Mike Scifres punt)

Recovered Own Inside Kick Attempt

CHARGERS — Darrell Stuckey, Nov. 18, 2012, at Denver (Nick Novak, kicker)
OPPONENT — Jonathan Grimes, Nov. 27, 2016, at Houston (Nick Novak, kicker)

OTHER DEFENSE

Shutout Posted

CHARGERS — Oct. 5, 2014, vs. New York Jets (31-0 Chargers win)
OPPONENT — Nov. 2, 2014, at Miami (37-0 Miami win)

Fumble Returned for Touchdown

CHARGERS — Dwight Lowery, Nov. 6, 2016, vs. Tennessee (36 yards)
OPPONENT — Adrian Clayborn, Oct. 23, 2016, at Atlanta (5 yards)

Safety Scored

CHARGERS — Oct. 13, 2016, vs. Denver (Penalty on Russell Okung in end zone)
OPPONENT — Dec. 11, 2016, at Carolina (Philip Rivers sacked in end zone by Mario Addison)

MISCELLANEOUS

No Penalties

CHARGERS — Oct. 9, 2011, at Denver
OPPONENT — Dec. 4, 2005, vs. Oakland

Game Without Touchdown

CHARGERS — Dec. 13, 2015, at Kansas City
OPPONENT — Nov. 16, 2014, vs. Oakland

50 Points, Game

CHARGERS — 52, Dec. 28, 2008, vs. Denver
OPPONENT — 57, Oct. 1, 2000, at St. Louis

40 Points, Game

CHARGERS — 43, Nov. 6, 2016, vs. Tennessee
OPPONENT — 45, Nov. 6, 2011, vs. Green Bay

600 Yards Total Offense, Game

CHARGERS — 661, Dec. 20, 1982, vs. Cincinnati
OPPONENT — 614, Oct. 1, 2000 at St. Louis

500 Yards Total Offense, Game

CHARGERS — 548, Oct. 18, 2015, at Green Bay
OPPONENT — 503, Jan. 3, 2016, at Denver



***YEAR-BY-YEAR
STATISTICS***

2016 FINAL STATISTICS

[5-11 Overall] Fourth AFC West - Mike McCoy Home (3-5) Away (2-6)

Date	W/L	Score	Opponent	Att.
09/11	L	27-33	OT at Kansas City	73,238
09/18	W	38-14	Jacksonville	52,165
09/25	L	22-26	at Indianapolis	64,747
10/02	L	34-35	New Orleans	60,641
10/09	L	31-34	at Oakland	54,775
10/13	W	21-13	Denver	58,904
10/23	W	33-30	OT at Atlanta	69,832
10/30	L	19-27	at Denver	76,756
11/06	W	43-35	Tennessee	52,281
11/13	L	24-31	Miami	55,107
11/27	W	21-13	at Houston	71,897
12/04	L	21-28	Tampa Bay	53,832
12/11	L	16-28	at Carolina	73,856
12/18	L	16-19	Oakland	68,352
12/24	L	17-20	at Cleveland	57,272
01/01	L	27-37	Kansas City	54,915

Team Statistics

	San Diego	Opponent
TOTAL FIRST DOWNS	340	330
Rushing	90	98
Passing	214	204
Penalty	36	28
3rd Down: Made/Att	85/200	83/208
3rd Down Pct.	42.5	39.9
4th Down: Made/Att	6/12	11/16
4th Down Pct.	50.0	68.8
TOTAL NET YARDS	5708	5554
Avg. Per Game	356.8	347.1
Total Plays	1014	1025
Avg. Per Play	5.6	5.4
NET YARDS RUSHING	1510	1567
Avg. Per Game	94.4	97.9
Total Rushes	398	410
NET YARDS PASSING	4198	3987
Avg. Per Game	262.4	249.2
Sacked/Yards Lost	36/188	35/230
Gross Yards	4386	4217
Att./Completions	580/349	580/364
Completion Pct.	60.2	62.8
Had Intercepted	21	18
PUNTS/AVERAGE	59/46.3	62/46.4
NET PUNTING AVG.	59/39.8	62/42.0
PENALTIES/YARDS	107/780	118/837
FUMBLE/BALL LOST	22/14	18/10
TOUCHDOWNS	48	46
Rushing	10	20
Passing	33	21
Returns	5	5
TIME OF POSSESSION	30:12	29:48

Score by Quarters

Chargers	Q1	Q2	Q3	Q4	OT	PTS.
Chargers	78	139	112	78	3	410
Opponents	62	122	100	133	6	423

Scoring	TD	RU	PA	RT	PAU	FG	S	PTS.
Lambo	0	0	0	0	42/46	26/32	0	120
Gordon	12	10	2	0	0/0	0/0	0	72
Henry	8	0	8	0	0/0	0/0	0	48
Gates	7	0	7	0	0/0	0/0	0	42
Ty. Williams	7	0	7	0	0/0	0/0	0	42
Benjamin	4	0	4	0	0/0	0/0	0	24
Inman	4	0	4	0	0/0	0/0	0	24
Addae	1	0	0	1	0/0	0/0	0	6
Flowers	1	0	0	1	0/0	0/0	0	6
Hayward	1	0	0	1	0/0	0/0	0	6
Lowery	1	0	0	1	0/0	0/0	0	6
Reid	1	0	0	1	0/0	0/0	0	6
Woodhead	1	0	0	1	0/0	0/0	0	6
Chargers	48	10	33	5	42/46	26/32	1	410
Opponents	46	20	21	5	42/42	33/38	1	423

2-Pt. Conversions: Chargers 0-2, Opponents 2-3

Sacks: Bosu 10.5, Ingram 8, Brown 3.5, Square 2.5, Attachu 2, Perryman 2, Landrum 1, Mebane 1, Philon 1, Reid 1, Toomer 1, To. Williams 1, Emanuel 0.5, McClain 0.5, Chargers 35, Opponents 36

Special Teams Tackles [T-A-TT] Philon 1-1-9, To. Williams 7-2-9, Stuckey 5-2-7, Toomer 4-0-4, Attachu 3-1-4, D. Watt 3-1-4, McCol 3-0-3, Emanuel 2-1-3, McGrath 2-1-3, Brown 1-2-3, Philon 1-2-3, Addae 2-0-2, Reed 2-0-2, Hayward 1-0-1, Inman 1-0-1, Kaser 1-0-1, Mager 1-0-1, McClain 1-0-1, Perryman 1-0-1, Verrett 1-0-1, S. Williams 1-0-1

Defensive Tackles [T-A-TT-TFL-SK-PR-QB HITS-INT-FF-FR-PD] Perryman 54-26-80-8-2-4-4-1-0-0-1, Brown 52-21-73-9-3-5-4-5-0-2-1-8, Toomer 39-30-69-9-1-2-0-3-1-1, Ingram 45-21-66-13-8-42-23-0-0-4-0-4, Liuget 32-32-64-12-0-30-8-0-0-1-3, Lowery 53-6-59-1-0-0-0-1-1-8, Hayward 51-8-59-2-0-0-0-7-0-0-23, Emanuel 30-19-49-7-0-5-9-6-0-1-2, Addae 42-7-49-3-0-0-0-1-0-0-3, Bosu 33-15-48-19-10-5-45-15-0-1-0-2,

Passing	Att.	Comp.	Yds.	Comp.%	Yds./Att.
Rivers	578	349	4386	60.4	7.59
Benjamin	1	0	0	0.0	0.00
Clemens	1	0	0	0.0	0.00
Chargers	580	349	4386	60.2	7.56
Opponents	580	364	4217	62.8	7.27

Rushing	No.	Yds.	Avg.	Long	TD
Gordon	254	997	3.9	48	10
Farrow	60	192	3.2	11	0
Hillman	23	81	3.5	17	0
Woodhead	19	116	6.1	23	0
A. Williams	18	87	4.8	14	0
Rivers	14	35	2.5	10	0
D. Watt	2	4	2.0	2	0
McCluster	3	2	0.7	2	0
Kaser	1	0	0.0	0	0
Clemens	2	-1	-1.5	0	0
Benjamin	2	-3	-1.5	-1	0
Chargers	398	1510	3.8	48	10
Opponents	410	1567	3.8	40	20

Receiving	No.	Yds.	Avg.	Long	TD
Ty. Williams	69	1059	15.3	51t	7
Inman	58	810	14.0	57t	4
Gates	53	548	10.3	27	7
Benjamin	47	677	14.4	54	4
Gordon	41	419	10.2	35	2
Henry	36	478	13.3	59	8
Farrow	13	70	5.4	16	0
Hillman	3	50	16.7	21	0
McCluster	7	36	5.1	10	0
Allen	6	63	10.5	15	0
Woodhead	6	35	5.8	12	1
D. Watt	4	83	20.8	53	0
McGrath	2	25	12.5	13	0
Whalen	2	22	11.0	12	0
Butler	2	11	5.5	6	0
Chargers	349	4386	12.6	59	33
Opponents	364	4217	11.6	64t	21

Interceptions	No.	Yds.	Avg.	Long	TD
Hayward	7	102	14.6	31	1
Reed	2	6	3.0	3	0
Addae	1	90	90.0	90t	1
Flowers	1	33	33.0	33t	1
Lowery	1	25	25.0	25	0
Phillips	1	22	22.0	22	0
Mager	1	6	6.0	6	0
Mebane	1	5	5.0	5	0
Perryman	1	1	1.0	1	0
McCol	1	0	0.0	0	0
Verrett	1	0	0.0	0	0
Chargers	18	292	16.2	90t	3
Opponents	21	382	18.2	60t	3

Punting	No.	Yds.	Avg.	Net	FB	I-20	Lg.	B
Kaser	59	2731	46.3	39.8	5	18	69	0
Chargers	59	2731	46.3	39.8	5	18	69	0
Opponents	62	2874	46.4	42.0	3	22	68	0

Punt Returns	Ret.	FC	Yds.	Avg.	Lg.	TD
Burse	15	9	96	6.4	21	0
Benjamin	9	0	59	6.6	18	0
McCluster	8	3	57	7.1	16	0
Chargers	32	12	212	6.6	21	0
Opponents	33	10	282	8.5	95t	1

Kickoff Returns	Ret.	Yds.	Avg.	Long	TD
Burse	9	188	20.9	30	0
McCluster	9	182	20.2	30	0
Whalen	4	56	14.0	25	0
Mager	3	63	21.0	23	0
Davis	1	9	9.0	9	0
Henry	1	10	10.0	10	0
Wiggins	1	0	0.0	0	0
Chargers	28	508	18.1	30	0
Opponents	21	504	24.0	37	0

Field Goals	1-19	20-29	30-39	40-49	50+
Lambo	0/0	7/7	13/14	6/8	0/3
Chargers	0/0	7/7	13/14	6/8	0/3
Opponents	1/1	12/12	8/9	11/11	1/5

Lambo: [29G,28G,54N] [25G] [42G,34G,27G] [30G,47G] [36G] [37G,21G,31G,32G] [40G,37G,33G,42G] [45N] [32G,23G,36G] [45G] [54N] [53N] [32G] [35G] [43G,32B, 45N] [35G,29G]

Defensive Tackles [T-A-TT] Phillips 27-13-40-0-0-1-1-0-0-3, Mebane 19-16-35-15-1-6-1-0-0, Square 13-18-31-6-2-5-10-5-0-0-0-0, Tr. Williams 24-5-29-1-0-0-0-0-0-1-5, Mager 19-10-29-1-0-0-0-1-0-4, Flowers 24-4-28-6-0-0-1-0-0-0, McCol 20-4-24-0-0-0-0-1-0-0-5, Palepoi 9-14-23-2-0-20-9-0-1-0, Te'o 11-10-21-2-0-0-0-0-0-0, Perny 6-11-17-1-0-0-0-0-0-0, Philon 8-8-16-2-1-3-2-0-0-0-0, Verrett 11-2-13-0-0-0-0-1-0-0-3, To. Williams 4-8-12-1-1-3-0-0-0-0-1, S. Williams 10-1-11-1-0-0-0-0-0-0-3, Reid 5-3-8-2-1-8-3-0-0-1-1, Attachu 5-3-8-2-2-9-7-0-0-0-0, Reed 8-0-8-0-0-0-0-2-0-0-3, Landrum 4-3-7-1-1-6-5-0-0-0-0, Carretthes 4-2-6-1-0-4-1-0-0-0, Dubznan 3-3-6-0-0-1-1-0-0-0-0, Stuckey 4-0-4-0-0-0-0-0-0-0-0, Desir 3-0-3-0-0-0-0-0-0-0-0-0, King 1-1-1-0-0-0-0-0-0-0-0

TD	%	Int.	Int.%	Long	Sack/Lost	Rating
33	5.7	21	3.6	59	36/188	87.9
0	0.0	0	0.0	---	0/0	39.6
0	0.0	0	0.0	---	0/0	39.6
33	5.7	21	3.6	59	36/188	87.6
21	3.6	18	3.1	64t	35/230	83.8

2015 FINAL STATISTICS

(4-12 Overall) Fourth AFC West - Mike McCoy Home (3-5); Away (1-7)

Date	W/L	Score	Opponent	Att.
09/13	W	33-28	Detroit	66,093
09/20	L	19-24	at Cincinnati	57,579
09/27	L	14-31	at Minnesota	52,400
10/04	W	30-27	Cleveland	63,710
10/12	L	20-24	Pittsburgh	67,658
10/18	L	20-27	at Green Bay	78,434
10/25	L	29-37	Oakland	67,542
11/01	L	26-29	at Baltimore	70,829
11/09	L	19-22	Chicago	68,033
11/22	L	3-33	Kansas City	65,837
11/29	W	31-25	at Jacksonville	59,477
12/06	L	3-17	Denver	68,631
12/13	L	3-10	at Kansas City	72,314
12/20	W	30-14	Miami	66,676
12/24	L	20-23 OT	at Oakland	54,400
01/03	L	20-27	at Denver	76,844

Team Statistics

	San Diego	Opponent
TOTAL FIRST DOWNS	344	299
Rushing	79	101
Passing	230	170
Penalty	35	28
3rd Down: Made/Att	97/231	74/195
3rd Down Pct.	42.0	37.9
4th Down: Made/Att	5/15	7/8
4th Down Pct.	33.3	87.5
TOTAL NET YARDS	5949	5791
Avg. Per Game	371.8	361.9
Total Plays	1100	959
Avg. Per Play	5.4	6.0
NET YARDS RUSHING	1358	2005
Avg. Per Game	84.9	125.3
Total Rushes	393	417
NET YARDS PASSING	4591	3786
Avg. Per Game	286.9	236.6
Sacked/Yards Lost	40/264	32/222
Gross Yards	4855	4008
Att./Completions	667/442	510/328
Completion Pct.	66.3	64.3
Had Intercepted	13	11
PUNTS/AVERAGE	73/44.7	72/43.1
NET PUNTING AVG.	73/38.2	72/40.5
PENALTIES/YARDS	117/942	120/976
FUMBLES/BALL LOST	20/11	14/9
TOUCHDOWNS	35	44
Rushing	4	17
Passing	30	22
Returns	1	5
TIME OF POSSESSION	31:34	28:26

Score by Quarters

	Q1	Q2	Q3	Q4	OT	PTS.
Chargers	52	112	51	105	0	320
Opponents	90	103	73	129	3	398

Scoring

	TD	RU	PA	RAT	FG	S	PTS.	
Lambo	0	0	0	28/32	26/32	0	106	
Woodhead	9	3	6	0/0	0/0	0	54	
Gates	5	0	5	0/0	0/0	0	30	
Green	4	0	4	0/0	0/0	0	28	
K. Allen	4	0	4	0/0	0/0	0	24	
Floyd	3	0	3	0/0	0/0	0	18	
Inman	3	0	3	0/0	0/0	0	18	
S. Johnson	3	0	3	0/0	0/0	0	18	
D. Brown	1	1	0	0/0	0/0	0	6	
J. Phillips	1	0	1	0/0	0/0	0	6	
Verrett	1	0	1	0/0	0/0	0	6	
Ty. Williams	1	0	1	0/0	0/0	0	6	
Chargers	35	4	30	1	28/32	26/32	0	320
Opponents	44	17	22	5	39/41	29/34	1	398

2-Pt. Conversions: Green 2, Chargers 2-3, Opponents 3-3

Sacks: Ingram 10.5, Attaochu 6, Luegt 3, Perryman 2, Reyes 2, Addae 1, Emanuel 1, Flowers 1, Mathews 1, Stuckey 1, S. Williams 1, Wilson 1, Butler 0.5, Te'o 0.5, Weddle 0.5, Chargers 32, Opponents 40

Special Teams Tackles (T-A-TT-TL-SK-PR-QB)

Dzubnar 12-1-13, Stuckey 8-0-8, Emanuel 6-2-8, Conner 6-1-7, Perryman 6-0-6, J. Phillips 4-1-5, Law 4-0-4, Brown 2-2-4, Lambo 3-0-3, A. Phillips 3-0-3, Weddle 3-0-3, Windt 3-0-3, Attaochu 2-1-3, Butler 0-3-3, Duce 2-0-2, Green 2-0-2, Oliver 2-0-2, Mays 1-1-2, Ty. Williams 1-1-2, Wilson 1-1-2, Addae 1-0-1, Herndon 1-0-1, Scifres 1-0-1, Te'o 1-0-1, Woodhead 1-0-1

Passing	Att.	Comp.	Yds.	Comp.%	Yds./Att.
Rivers	661	437	4792	66.1	7.25
Clemens	6	5	63	83.3	10.50
Chargers	667	442	4855	66.3	7.28
Opponents	510	328	4008	64.3	7.86

Rushing	No.	Yds.	Avg.	Long	TD
Gordon	184	641	3.5	27	0
Woodhead	98	336	3.4	27	3
D. Brown	59	229	3.9	53	1
Oliver	31	108	3.5	15	0
Rivers	17	28	1.6	8	0
Herndon	1	13	13.0	13	0
D. Johnson	2	4	2.0	2	0
Clemens	1	-1	-1.0	-1	0
Chargers	393	1358	3.5	53	4
Opponents	417	2005	4.8	65t	17

Receiving	No.	Yds.	Avg.	Long	TD
Woodhead	80	755	9.4	61	6
K. Allen	67	725	10.8	38	4
Gates	56	630	11.3	40	5
S. Johnson	45	497	11.0	34	3
Green	37	429	11.6	31t	4
Inman	35	486	13.9	68	3
Gordon	33	192	5.8	18	0
Floyd	30	561	18.7	70t	3
Herndon	24	195	8.1	21	0
Oliver	13	112	8.6	17	0
J. Phillips	10	69	6.9	15	1
D. Brown	8	88	11.0	31	0
Ty. Williams	2	90	45.0	80t	1
V. Brown	1	22	22.0	22	0
D. Johnson	1	4	4.0	4	0
Chargers	442	4855	11.0	80t	30
Opponents	328	4008	12.2	72t	22

Interceptions	No.	Yds.	Avg.	Long	TD
Verrett	3	68	22.7	68t	1
S. Williams	2	6	3.0	6	0
A. Phillips	1	39	39.0	39	0
P. Robinson	1	27	27.0	27	0
Te'o	1	11	11.0	11	0
Reyes	1	1	1.0	1	0
Emanuel	1	0	0.0	0	0
Wilson	1	0	0.0	0	0
Chargers	11	152	13.8	68t	1
Opponents	13	332	25.5	91t	5

Punting	No.	Yds.	Avg.	Net	TB	I-20	Lg.	B
Scifres	72	3261	45.3	38.2	2	15	68	1
Chargers	73	3261	44.7	38.2	2	15	68	1
Opponents	72	3101	43.1	40.5	5	39	65	0

Punt Returns	Ret.	FC	Yds.	Avg.	Lg.	TD
Herndon	11	13	81	7.4	18	0
Jones	5	8	-4	-0.8	5	0
K. Allen	3	4	5	1.7	5	0
Mager	1	1	2	2.0	2	0
Chargers	20	26	84	4.2	18	0
Opponents	44	14	432	9.8	31	0

Kickoff Returns	Ret.	Yds.	Avg.	Long	TD
Jones	9	193	21.4	30	0
Oliver	8	197	24.6	30	0
Herndon	7	157	22.4	34	0
J. Phillips	2	18	9.0	13	0
Emanuel	1	1	1.0	1	0
Vaughn	1	17	17.0	17	0
Chargers	28	583	20.8	34	0
Opponents	32	880	27.5	48	0

Field Goals	1-19	20-29	30-39	40-49	50+
Lambo	0/0	4/4	7/7	11/16	4/5
Chargers	0/0	4/4	7/7	11/16	4/5
Opponents	0/0	13/13	7/9	7/9	2/3
Lambo: [32G, 25G], [40G, 32G, 47N], [1], [46G, 45G, 34G], [60N, 40G, 54G], [36G, 32G], [40G, 44G], [42S, 49G], [51G, 22G], [52G], [28G], [48N, 51G], [42N, 30G], [28G, 48N], [47G, 48N, 45G], [50G, 42G]					

Defensive Tackles (T-A-TT-TL-SK-PR-QB Hits-INT-FF-FR-PD): Teo 73-34-107-5-0-5-0-6-1-1-0-3, Perryman 72-23-95-9-2-0-3-0-1-0-0, Ingram 65-11-76-19-10-5-0-29-0-4-1-5, Weddle 54-21-75-2-0-5-0-2-0-1-9, Attaochu 52-14-66-16-6-0-24-0-0-2, Addae 55-10-65-2-1-1-1-0-0-4, Butler 34-20-54-5-0-5-0-9-1-1-1, P. Robinson 42-7-49-2-0-1-1-1-1-0-8, Verrett 42-5-47-2-0-0-1-3-0-0-11, Wilson 36-8-44-1-1-0-3-1-0-1-2, Reyes 29-10-39-6-2-11-1-1-0-0-4, Luegt 28-7-35-7-7-6-0-0-0, Flowers 29-5-34-1-1-0-1-0-0-0, Emanuel 15-15-30-3-1-1-7-1-0-0-0, Carethers 15-12-27-1-0-1-0-0-0-0, Mathews 18-7-25-3-1-3-3-0-0-0-0, S. Williams 17-2-19-1-1-0-2-2-1-5, A. Phillips 14-5-19-1-0-0-1-0-0-0, Conner 12-7-19-2-0-0-0-0-0-1, Lissimore 11-6-17-0-0-3-0-0-0-0, Mager 10-1-11-0-0-0-0-0-0-2, Philon 6-1-7-2-0-2-3-0-0-0-1, Duce 6-0-6-0-0-0-0-0-0-1, Sauer 6-0-6-0-0-0-0-0-0-1, Law 2-4-6-1-0-0-4-0-0-0-0, Stuckey 2-1-3-1-1-0-0-0-0-0-0, Mays 1-2-3-0-0-0-1-0-0-0, Dzubnar 0-2-2-0-0-0-0-0-0-0-0, Unrein 1-0-1-0-0-0-0-0-0-0-0, Vaughn 1-0-1-0-0-0-0-0-0-0-0-1

2014 FINAL STATISTICS

† Local Television Blackout Listed

[9-7 Overall] Third AFC West - Mike McCoy
Home (5-3); Away (4-4)

Date	W/L	Score	Opponent	Att.
09/08	L	17-18	at Arizona	61,292
09/14	W	30-21	Seattle †	67,916
09/21	W	22-10	at Buffalo	68,611
09/28	W	33-14	Jacksonville †	56,553
10/05	W	31-0	New York Jets †	63,471
10/12	W	31-28	at Oakland	53,329
10/19	L	20-23	Kansas City †	65,260
10/23	L	21-35	at Denver	76,907
11/02	L	0-37	at Miami	70,222
11/16	W	13-6	Oakland †	66,720
11/23	W	27-24	St. Louis †	66,040
11/30	W	34-33	at Baltimore	71,060
12/07	L	14-23	New England †	68,815
12/14	L	10-22	Denver †	68,682
12/20	W	38-35 OT	at San Francisco	70,699
12/28	L	7-19	at Kansas City	73,952

Team Statistics		San Diego	Opponent
TOTAL FIRST DOWNS			
Rushing		326	307
Passing		75	98
Penalty		214	168
3rd Down: Made/Att		37	41
		97/215	89/207
3rd Down Pct.		45.1	43.0
4th Down: Made/Att		5/11	2/10
4th Down Pct.		45.5	20.0
TOTAL NET YARDS			
Avg. Per Game		5465	5413
Total Plays		341.6	338.3
Avg. Per Play		1009	988
		5.4	5.5
NET YARDS RUSHING			
Avg. Per Game		1367	1986
Total Rushes		85.4	124.1
Avg. Per Play		398	438
		4098	3427
NET YARDS PASSING			
Avg. Per Game		256.1	214.2
Sacked/Yards Lost		37/198	26/178
Gross Yards		4296	3605
Att./Completions		574/380	524/320
Completion Pct.		66.2	61.1
Had Intercepted		18	7
PUNTS/AVERAGE			
NET PUNTING AVG.		75/44.9	69/46.5
PENALTIES/YARDS		75/381.1	69/41.3
FUMBLES/BALL LOST		111/967	129/1067
TOUCHDOWNS		16/5	22/11
		40	38
Rushing		6	11
Passing		31	24
Returns		3	3
TIME OF POSSESSION			
		30:49	29:11

Score by Quarters		Q1	Q2	Q3	Q4	OT	PTS.
Chargers		51	115	93	86	3	348
Opponents		53	137	86	72	0	348

Scoring	TD	RU	PA	RT	PAT	FG	S	PTS.
Novak	0	0	0	0	40/40	22/26	0	106
Gates	12	0	12	0	0/0	0/0	0	72
Royal	7	0	7	0	0/0	0/0	0	42
Floyd	6	0	6	0	0/0	0/0	0	36
K. Allen	4	0	4	0	0/0	0/0	0	24
Oliver	4	3	1	0	0/0	0/0	0	24
Ry. Mathews	3	3	0	0	0/0	0/0	0	18
Gachkar	1	0	0	1	0/0	0/0	0	6
Liuget	1	0	0	1	0/0	0/0	0	6
J. Phillips	1	0	1	0	0/0	0/0	0	6
Stuckey	1	0	0	1	0/0	0/0	0	6
Chargers	40	6	31	3	40/40	22/26	1	348
Opponents	38	11	24	3	36/36	28/34	0	348

2-P. Conversions: Chargers 0-0, Opponents 0-2

Sacks: Liuget 4.5, Ingram 4, Freeney 3.5, Attaochu 2, Ri. Mathews 1.5, Addae 1, Butler 1, Conner 1, Gachkar 1, Gilchrist 1, J. Johnson 1, Law 1, Lisemore 1, Reyes 1, Te'o 1, Walker 0.5, **Chargers 26.0**, Opponents 37.0

Special Teams Tackles (T-A-TT): Ajiroututu 18-1-19, Stuckey 14-3-17, Conner 15-1-16, Gachkar 14-2-16, Williams 13-1-14, Weddle 10-3-13, J. Phillips 9-0-9, Walker 5-2-7, Green 4-2-6, Marshall 3-2-5, D. Brown 4-0-4, Addae 3-1-4, Attaochu 2-0-2, Davis 2-0-2, Wright 2-0-2, Allen 1-0-1, Reddick 1-0-1, Te'o 1-0-1, Williams 1-0-1, Inman 0-1-1

Passing	Att.	Comp.	Yds.	Comp.%	Yds./Att.
Rivers	570	379	4286	66.5	7.52
Clemens	3	1	10	33.3	3.33
Weddle	1	0	0	0.0	0.00
Chargers	574	380	4296	66.2	7.48
Opponents	524	320	3605	61.1	6.88

Rushing	No.	Yds.	Avg.	Long	TD
Oliver	160	582	3.6	52	3
Ry. Mathews	74	330	4.5	32t	3
D. Brown	85	223	2.6	16	0
Rivers	37	102	2.8	17	0
R. Brown LG	20	63	3.2	11	0
R. Brown TM	14	59	4.2	11	0
Woodhead	15	38	2.5	13	0
Draughton TM	10	19	1.9	6	0
Royal	3	14	4.7	15	0
Chargers	398	1367	3.4	52	6
Opponents	438	1986	4.5	90t	11

Receiving	No.	Yds.	Avg.	Long	TD
K. Allen	77	783	10.2	35	4
Gates	69	821	11.9	34	12
Royal	62	778	12.5	47t	7
Floyd	52	856	16.5	59	6
Oliver	36	271	7.5	50	1
D. Brown	29	211	7.3	28	0
Green	19	226	11.9	24	0
Inman	12	158	13.2	28	0
Ry. Mathews	9	69	7.7	16	0
R. Brown LG	5	44	8.8	24	0
R. Brown TM	4	39	9.8	24	0
Woodhead	5	34	6.8	14	0
Ajiroututu	4	45	11.3	17	0
D. Johnson	1	4	4.0	4	0
J. Phillips	1	1	1.0	1t	1

Chargers	380	4296	11.3	59	31
Opponents	320	3605	11.3	77t	24

Interceptions	No.	Yds.	Avg.	Long	TD
Flowers	3	44	14.7	27	0
Weddle	1	17	17.0	17	0
Ducree LG	1	7	7.0	7	0
Gilchrist	1	4	4.0	4	0
Te'o	1	0	0.0	0	0
Verrett	1	0	0.0	0	0
Chargers	7	65	9.3	27	0
Opponents	18	262	14.6	99t	2

Punting	No.	Yds.	Avg.	Net	TB	I-20	Lg.	B
McBrires	55	2516	45.7	38.9	6	21	72	1
Novak	13	610	46.9	35.4	1	1	58	0
Novak	6	240	40.0	36.7	0	1	51	0
Chargers	75	3366	44.9	38.1	7	23	72	1
Opponents	69	3210	46.5	41.3	8	27	66	1

Punt Returns	Ret.	FC	Yds.	Avg.	Lg.	TD
K. Allen	11	11	99	9.0	29	0
Royal	11	6	100	9.1	58	0
Davis	1	1	4	4.0	4	0
Chargers	23	18	203	8.8	58	0
Opponents	35	15	366	10.5	41	0

Kickoff Returns	Ret.	Yds.	Avg.	Long	TD
Davis	19	476	25.1	35	0
Draughton TM	3	58	19.3	20	0
D. Brown	1	8	8.0	8	0
D. Johnson	1	0	0.0	0	0
Oliver	1	22	22.0	22	0
T. Williams	1	13	13.0	13	0
Chargers	26	577	22.2	35	0
Opponents	67	1488	22.2	72	0

Field Goals	1-19	20-29	30-39	40-49	50+
Novak	1/1	6/6	8/9	4/6	3/4
Chargers	1/1	6/6	8/9	4/6	3/4
Opponents	2/2	14/14	4/4	8/10	0/4

Defensive Tackles (T-A-TT-TFL-SR-QB Hits-INT-FR-PD): Weddle 89-21-110-2-0-1-1-1-2-0-8, Butler 66-37-83-6-1-3-1-0-0-3-2, Gilchrist 69-11-80-7-1-1-1-2-0-4, Conner 42-26-68-2-1-3-1-0-0-0-2, Te'o 36-32-68-2-1-4-3-1-0-0-4, Liuget 52-13-65-19-4-5-18-18-0-2-2-2, Wright 52-6-58-2-0-0-0-0-0-0-10, Johnson 37-20-57-6-1-6-3-0-1-0-1, Flowers 48-5-53-1-0-0-1-3-0-0-11, Addae 39-9-48-1-1-0-1-0-2-1-1, Gachkar 23-23-46-7-1-2-1-0-1-1-2, Reyes 25-18-43-4-1-12-8-0-0-0-1, Ingram 25-15-40-7-4-5-12-0-2-0-2, Lisemore 22-10-32-2-1-5-2-0-0-1-0, Mathews 18-7-25-6-1-5-7-6-0-2-0-0, Marshall 15-7-22-0-0-0-0-0-0-0-0, Verrett 18-1-19-0-0-0-0-1-0-0-4, Palepoi 14-4-18-4-0-2-1-0-0-0-0, Carrethers 12-2-14-0-0-0-0-0-0-0-0, Williams 9-4-13-0-1-2-0-0-1-0-1, Freeney 7-6-13-5-3-5-12-0-0-1-1, Davis 10-2-12-0-0-0-0-0-1-0-1, Ajiroututu 9-3-12-1-2-6-5-0-0-1-0-1, Stuckey 9-1-10-0-0-2-0-0-0-1-0, Williams 9-0-9-0-0-0-0-0-0-0-2, Law 4-3-7-2-1-1-1-0-0-0-1, Walker 3-3-6-2-0-5-1-4-0-0-0-1, A. Phillips 0-1-0-0-0-0-0-0-0-1

TD	TD%	Int.	Int.%	Long	Sack/Lost	Rating
31	5.4	18	3.2	59	36/189	93.8
0	0.0	0	0.0	10	1/9	43.8
0	0.0	0	0.0	---	0/0	39.6
31	5.4	18	3.1	59	37/198	93.4
24	4.6	7	1.3	77t	26/178	91.3

2013 FINAL STATISTICS

(9-7 Overall) Third AFC West - Mike McCoy Home (5-3); Away (4-4); Postseason (1-1)

Date	W/L	Score	Opponent	Att.
09/09	L	28-31	Houston †	59,522
09/15	W	33-30	at Philadelphia	69,144
09/22	L	17-20	at Tennessee	69,143
09/29	W	30-21	Dallas †	68,601
10/06	L	17-27	at Oakland	48,834
10/14	W	19-9	Indianapolis †	57,954
10/20	W	24-6	at Jacksonville	59,550
11/03	L	24-30 OT	at Washington	80,115
11/10	L	20-28	Denver †	68,847
11/17	L	16-20	at Miami	60,256
11/24	W	41-38	at Kansas City	75,259
12/01	L	10-17	Cincinnati	61,536
12/08	W	37-14	New York Giants †	65,132
12/12	W	27-20	at Denver	76,497
12/22	W	26-13	Oakland †	65,675
12/29	W	27-24 OT	Kansas City †	66,374

AFC Wild Card Playoffs
01/05 W 27-10 at Cincinnati 62,277

AFC Divisional Playoffs
01/12 L 17-24 at Denver 76,969

Team Statistics

	San Diego	Opponent
TOTAL FIRST DOWNS	373	327
Rushing	104	98
Passing	230	208
Penalty	39	21
3rd Down: Made/Att	101/206	70/180
3rd Down Pct.	49.0	38.9
4th Down: Made/Att	5/6	6/13
4th Down Pct.	83.3	46.2
TOTAL NET YARDS	6293	5864
Avg. Per Game	393.3	366.5
Total Plays	1060	959
Avg. Per Play	5.9	6.1
NET YARDS RUSHING	1965	1725
Avg. Per Game	122.8	107.8
Total Rushes	486	376
NET YARDS PASSING	4328	4139
Avg. Per Game	270.5	258.7
Sacked/Yards Lost	30/150	35/248
Gross Yards	4478	4387
Att./Completions	544/378	548/364
Completion Pct.	69.5	66.4
Had Intercepted	11	11
PUNTS/AVERAGE	56/43.2	65/47.0
NET PUNTING AVG.	56/40.0	65/42.9
PENALTIES/YARDS	95/765	100/850
FUMBLE/BALL LOST	14/10	15/6
TOUCHDOWNS	42	40
Rushing	9	14
Passing	32	23
Returns	1	3
TIME OF POSSESSION	32:59	27:01

Score by Quarters

Chargers	Q1	Q2	Q3	Q4	OT	PTS.
Chargers	61	132	85	115	3	396
Opponents	68	106	79	89	6	348

Scoring

TD	RU	PA	RT	PAT	FG	S	PTS.
Novak	0	0	0	42/42	34/37	0	144
Allen	8	0	0	0/0	0/0	0	48
Royal	8	0	0	0/0	0/0	0	48
Woodhead	8	2	6	0/0	0/0	0	48
Mathews	7	6	1	0/0	0/0	0	42
Gates	4	0	4	0/0	0/0	0	24
Green	3	0	3	0/0	0/0	0	18
Ajiroutu	1	0	1	0/0	0/0	0	6
R. Brown	1	1	0	0/0	0/0	0	6
V. Brown	1	0	1	0/0	0/0	0	6
Lissemore	1	0	1	0/0	0/0	0	6
Chargers	42	9	32	1	42/42	34/37	0 396
Opponents	40	14	23	3	39/39	23/30	0 348

2-Pt. Conversions: Chargers 0-0, Opponents 0-0

Sacks: Lluguet 5.5, Reyes 5.5, Keiser 4.5, Ja. Johnson 3, Walker 3, English 2.5, Lissemore 2, Patrick 1.5, Adaae 1, Gilchrist 1, Ingram 1, Weddle 1, T. Williams 1, Wynn TM 1, Igroup 1, D. Butler 0.5, Freeny 0.5, **Chargers 35**, Opponents 30

Passing	Att.	Comp.	Yds.	Comp.%	Yds./Att.
Rivers	544	378	4478	69.5	8.23
Chargers	544	378	4478	69.5	8.23
Opponents	548	364	4387	66.4	8.01

Rushing	No.	Yds.	Avg.	Long	TD
Mathews	285	1255	4.4	51	6
Woodhead	106	429	4.0	14	2
R. Brown	45	157	3.5	13	1
Rivers	28	72	2.6	18	0
McClain	11	32	2.9	7	0
Royal	3	21	7.0	15	0
Weddle	2	4	2.0	2	0
Whitehurst	6	-5	-0.8	0	0
Chargers	486	1965	4.0	51	9
Opponents	376	1725	4.6	46	14

Receiving	No.	Yds.	Avg.	Long	TD
Gates	77	872	11.3	56t	4
Woodhead	76	605	8.0	39	6
Allen	71	1046	14.7	43t	8
Royal	47	631	13.4	54	8
V. Brown	41	472	11.5	51	1
Mathews	26	189	7.3	17	1
Green	17	376	22.1	60t	3
R. Brown	8	60	7.5	15	0
Floyd	6	149	24.8	47	0
Phillips	6	30	7.5	13	0
Ajiroutu	3	64	21.3	26t	1
McClain	2	-7	-3.5	7	0
Rivers	0	-9	---	-9	0
Chargers	378	4478	11.8	60t	32
Opponents	364	4387	12.1	74t	23

Interceptions	No.	Yds.	Avg.	Long	TD
Gilchrist	2	43	21.5	26	0
Weddle	2	21	10.5	21	0
Wright	1	41	41.0	41	0
D. Butler	1	30	30.0	30	0
Keiser	1	6	6.0	6	0
Cox	1	2	2.0	2	0
Lissemore	1	0	0.0	0t	1
Patrick	1	0	0.0	0	0
Thomas	1	0	0.0	0	0
Chargers	11	143	13.0	41	1
Opponents	11	146	13.3	52t	2

Punting	No.	Yds.	Avg.	Net	TB	I-20	Lg.	B
Scifres	56	2417	43.2	40.0	1	30	61	0
Chargers	56	2417	43.2	40.0	1	30	61	0
Opponents	65	3054	47.0	42.9	5	20	75	0

Punt Returns	Ret.	FC	Yds.	Avg.	Lg.	TD
Allen	15	13	125	8.3	28	0
Royal	7	7	41	5.9	12	0
Chargers	22	20	166	7.5	28	0
Opponents	19	19	158	8.3	38	0

Kickoff Returns	Ret.	Yds.	Avg.	Long	TD
Woodhead	12	262	21.8	37	0
Hawkins	8	176	22.0	27	0
R. Brown	6	113	18.8	28	0
Whittaker TM	6	156	26.0	42	0
Chargers	32	707	22.1	42	0
Opponents	73	1797	24.6	46	0

Field Goals	1-19	20-29	30-39	40-49	50+
Novak	1/1	9/9	13/16	9/9	2/2
Chargers	1/1	9/9	13/16	9/9	2/2
Opponents	0/0	6/7	6/6	8/11	3/6

Novak: [] (49G,44G,33G,46G) (44G,38B) (36G,42G,22G) (37A,35G) (31G,33G,34G,50G) (20G) (19G) (26G,40G,37N) (27G,50G,29G) (30G,30G) (48G) (36G,27G,43G) (38G,35G) (27G,48G,28G,33G) (22G,36G)

Defensive Tackles (T-A TT-TFL-SK-PR-QB Hits-INT-FR-PR)

Weddle	96-18-114-5-1-4-2-1-2-10	Butler	69-30-99-4-0-5-5-1-1-0-1-3	Te'o	49-44-93-5-0-1-2-0-0-0-4	Gilchrist	66-18-84-3-1-0-2-2-1-1-4	Marshall	50-11	
61-1-0-1-0-0-1-6	Wright	55-25-7-1-0-0-1-0-0-1-3	Lluguet	37-13-50-10	5-5-17-18-0-0-4	Johnson	28-21-49-4-3-4-5-0-1-0-2	Walker	30-12-42-5-3	
4-6-0-1-0-0	Reyes	28-14-42-5-5-13-16-0-0-0-2	Cox	35-4-39-0-0-0-1-0-0-0-6	Patrick	34-2-36-3-1-5-0-4-1-1-2-0	Adaae	26-6-32-1-1-0-1-0-1-2	Lissemore	21-10-31-5-2-2-4-0-0
Thomas	18-12-30-7-0-3-2-1-0-0-2	Gachkar	17-8	25-1-0-0-1-0-1-0	Bird	14-11-25-0-0-1-0-0-0-0	Keiser	13-7-20-5-4-5-4		
1-0-0-0-1	English	15-4-19-3-2-5-4-5-0-1-0-1	Guy	10-8-18-0-0-1-3-0-0-0-4	Ingram	5-8-13-2-1-4-1-0-1-0-0	Williams	8-3-11-1-1-1-1-0-1-0-0	Stuckey	7-2
9-0-0-0-0-0-0-1	Wynn	3-0-3-1-1-2-0-0-0-0	Butler	2-1-3-0-0-0-0-1-0-0	Geathers	2-1-3-0-0-0-0-0-0-0	Freeny	0-1-1-0-5-7-4-0-0-0-0		

Special Teams Tackles (solo-ast-total):

Ajiroutu	12-0-12	Weddle	9-2-11	Green	10-0-10	Stuckey	7-3-10	Adaae	8-1-9	Marshall	8-0-8	Gachkar	7-1-8	Bird	6-2-8	Novak	5-0-5	Patrick	4-0-4	Phillips	3-1-4	Windt	2-0-2	Allen	1-0-1	Butler	1-0-1	Gilchrist	1-0-1	Royal	1-0-1	Scifres	1-0-1	Wright	1-0-1	English	1-0-1
----------	---------	--------	--------	-------	---------	---------	--------	-------	-------	----------	-------	---------	-------	------	-------	-------	-------	---------	-------	----------	-------	-------	-------	-------	-------	--------	-------	-----------	-------	-------	-------	---------	-------	--------	-------	---------	-------

TD	TD%	Int.	Int.%	Long	Sack/Lost	Rating	
Chargers	32	5.9	11	2.0	60t	30/150	105.5
Opponents	23	5.9	11	2.0	60t	30/150	105.5
	32	4.2	11	2.0	74t	35/248	96.4

2010 FINAL STATISTICS

[9-7 Overall] Second AFC West - Norv Turner Home (6-2); Away (3-5)

Date	W/L	Score	Opponent	Att.
09/13	L	14-21	at Kansas City	71,297
09/19	W	38-13	Jacksonville	62,691
09/26	L	20-27	at Seattle	67,106
10/03	W	41-10	Arizona	62,189
10/10	L	27-35	at Oakland	48,279
10/17	L	17-20	at St. Louis	52,472
10/24	L	20-23	New England †	68,836
10/31	W	33-25	Tennessee	59,260
11/07	W	29-23	at Houston	70,886
11/22	W	35-14	Denver †	68,482
11/28	W	36-14	at Indianapolis	66,085
12/05	L	13-28	Oakland †	68,183
12/12	W	31-0	Kansas City †	66,780
12/16	W	34-7	San Francisco †	67,820
12/26	L	20-34	at Cincinnati	54,194
01/02	W	33-28	at Denver	74,155

Team Statistics

	San Diego	Opponent
TOTAL FIRST DOWNS	357	247
Rushing	94	77
Passing	236	153
Penalty	27	17
Third Down: Made/Att	92/205	70/208
Third Down Pct.	.449	.337
Fourth Down: Made/Att	5/13	12/28
Fourth th Down Pct.	.385	.429
TOTAL NET YARDS	6,329	4,345
Avg. Per Game	395.6	271.6
Total Plays	1,039	939
Avg. Per Play	6.1	4.6
NET YARDS RUSHING	1,810	1,500
Avg. Per Game	113.1	93.8
Total Rushes	457	404
NET YARDS PASSING	4,519	2,845
Avg. Per Game	282.4	177.8
Sacked/Yards Lost	38/227	47/290
Gross Yards	4,746	3,135
Attempts/Completions	544/359	488/285
Completion Pct.	.660	.584
Had Intercepted	13	16
PUNTS/AVERAGE	56/43.4	81/45.2
NET PUNTING AVG.	30.8	35.2
PENALTIES/YARDS	84/677	97/769
FUMBLES/BALL LOST	25/16	13/7
TOUCHDOWNS	18	19
Rushing	11	14
Passing	3	18
Returns	3	7
TIME OF POSSESSION	33:03	26:57

Score by Quarters

	Q1	Q2	Q3	Q4	OT	PTS.
Chargers	76	128	107	130	0	441
Opponents	96	94	31	101	0	322

Scoring

	TD	RU	PA	RT	PAT	FG	S	PTS.
Kaeding	0	0	0	0	40/40	23/28	0	109
Tolbert	11	11	0	0	0/0	0/0	0	68
Gates	10	0	10	0	0/0	0/0	0	60
Mathews	7	7	0	0	0/0	0/0	0	42
Floyd	6	0	6	0	0/0	0/0	0	36
Brown TM	0	0	0	0	8/8	4/5	0	20
Jackson	3	0	3	0	0/0	0/0	0	18
Ajrotutu	2	0	2	0	0/0	0/0	0	12
McMichael	2	0	2	0	0/0	0/0	0	12
Sproles	2	0	2	0	0/0	0/0	0	12
Naanee	1	0	1	0	0/0	0/0	0	8
Burnett	1	0	0	1	0/0	0/0	0	8
Crayton	1	0	1	0	0/0	0/0	0	6
Davis	1	0	1	0	0/0	0/0	0	6
Hester	1	0	1	0	0/0	0/0	0	6
Phillips	1	0	0	1	0/0	0/0	0	6
Washington	1	0	1	0	0/0	0/0	0	6
Weddle	1	0	0	1	0/0	0/0	0	6
Siler	0	0	0	0	0/0	0/0	1	2
Chargers	51	18	30	3	48/48	27/33	1	441
Opponents	39	14	18	7	36/37	16/16	2	322

2-Pt. Conversions: Naanee, Tolbert, Chargers 2-3, Opponents 1-2

Sacks: Phillips 11, Burnett 6, Garay 5.5, Barnes 4.5, Applewhite 3, English 3, Castillo 2.5, Thomas 2, Cesaire 1.5, Cooper 1, T. Johnson 1, Lang 1, Martin 1, Siler 1, Strickland 1, Tucker 1, Nwagbogu 0.5, Weddle 0.5, Chargers 47, Opponents 37

Passing	Att.	Comp.	Yds.	Comp.%	Yds./Att.
Rivers	541	357	4710	66.0	8.71
Crayton	1	0	0	0.0	0.00
Scifres	1	1	28	100.0	28.00
Volek	1	1	8	100.0	8.00
Chargers	544	359	4746	66.0	8.72
Opponents	488	285	3135	58.4	6.42

Rushing	No.	Yds.	Avg.	Long	TD
Tolbert	182	735	4.0	36	11
Mathews	158	678	4.3	31†	7
Sproles	50	267	5.3	34	0
Hester	26	60	2.3	6	0
Rivers	29	52	1.8	14	0
Jackson	1	14	14.0	14	0
Brinkley	2	11	5.5	9	0
Naanee	3	-2	-7.5	9	0
Volek	6	-5	-8.0	0	0
Chargers	457	1810	4.0	36	18
Opponents	404	1500	3.7	56†	14

Receiving	No.	Yds.	Avg.	Long	TD
Sproles	59	520	8.8	57†	2
Gates	50	782	15.6	48†	10
Floyd	37	717	19.4	55	6
Crayton	28	514	18.4	49	6
Tolbert	25	216	8.6	28	0
Naanee	23	371	16.1	59†	1
Hester	22	145	6.6	21	1
Mathews	22	145	6.6	17	0
Davis	21	259	12.3	49	1
McMichael	20	221	11.1	28	2
Jackson	14	248	17.7	58†	3
Ajrotutu	13	262	20.2	55†	2
Washington	13	173	13.3	36	1
K. Wilson	6	73	12.2	37	0
Sperry	4	73	18.3	35	0
Goodman	1	25	25.0	25	0
Banks	1	2	2.0	2	0
Chargers	359	4746	13.2	59†	30
Opponents	285	3135	11.0	71†	18

Interceptions	No.	Yds.	Avg.	Long	TD
Cason	4	51	12.8	28	0
Weddle	2	64	32.0	41†	1
Gregory	2	41	20.5	41	0
Burnett	2	31	15.5	29†	1
Jammer	2	5	2.5	5	0
Phillips	1	31	31.0	31†	1
Oliver	1	15	15.0	15	0
Cooper	1	2	2.0	2	0
Siler	1	0	0.0	0	0
Chargers	16	240	15.0	41†	3
Opponents	13	167	12.8	47	0

Punting	No.	Yds.	Avg.	Net	TB	I-20	Lg.	B
Scifres	52	2430	46.7	30.8	9	13	67	4
Chargers	56	2430	43.4	30.8	9	13	67	4
Opponents	81	3414	42.1	36.2	3	28	63	0

Punt Returns	Ret.	FC	Yds.	Avg.	Lg.	TD
Sproles	24	11	166	6.9	16	0
Cason	14	4	231	16.5	62	0
Weddle	2	2	23	11.5	13	0
Chargers	40	19	420	10.5	62	0
Opponents	28	7	528	18.9	94†	1

Kickoff Returns	Ret.	Yds.	Avg.	Long	TD
Sproles	51	1257	24.6	45	0
Hester	3	25	8.3	13	0
Brinkley	1	29	29.0	29	0
Crayton	1	31	31.0	31	0
Chargers	56	1342	24.0	45	0
Opponents	84	1880	22.4	101†	3

Field Goals	1-19	20-29	30-39	40-49	50+
Kaeding	0/0	6/6	7/8	9/10	1/4
Brown	0/0	1/1	3/3	0/0	0/1
Chargers	0/0	7/7	10/11	9/10	1/5
Opponents	0/0	6/6	4/4	4/4	2/2

Defensive Tackles (solo-ast-total-pd-ff-fr-rt): Burnett 93-31-124-5-2-1-12, Weddle 72-21-93-10-0-0-7, Phillips 51-17-68-7-0-1-16, Cooper 46-20-66-5-2-0-1, Cason 51-10-61-11-1-0-0, Jammer 38-22-60-3-1-2-0, Garay 41-18-59-0-0-0-10, Applewhite 40-17-57-2-2-0-8, Hester 34-9-43-1-0-0-0, Cesaire 28-19-47-0-0-0-8, Castillo 27-18-45-0-0-1-8, Hughes 16-3-19-0-0-0-1, Johnson 11-8-19-0-0-0-1, Strickland 10-6-16-2-1-0-1, Martin 4-8-12-0-0-0-1, English 7-4-11-0-0-0-4, Barnes 9-1-10-2-0-0-6, Thomas 5-3-8-0-0-2, Merriman 3-2-5-0-0-0, Carter 2-1-3-0-0-0, Beckwith 0-2-0-0-0-0, Lang 1-0-1-0-0-0-1, Tucker 1-0-1-0-0-0-1, Holt 0-1-1-0-0-0-0

Special Teams Tackles (solo-ast-total): Teal 11-1-12, Barnes 7-2-9, Siler 7-2-9, Carter 7-1-8, Tolbert 5-3-8, Kris Wilson 5-2-7, Hughes 6-0-6, Spillman 6-0-6, Hester 5-1-6, Thomas 5-0-5, English 4-1-5, Goodman 4-1-5, Strickland 4-1-5, Oliver 4-0-4, Watkins 4-0-4, Moore 3-0-3, McMichael 2-1-3, Applewhite 2-0-2, Gregory 2-0-2, Holt 2-0-2, Scifres 2-0-2, Ajrotutu 1-1-2, Tucker 1-1-2, Windt 1-1-2, Herron 0-2-2, Bennett 1-0-1, Brown 1-0-1, Jammer 1-0-1, Latsko 1-0-1, Naanee 1-0-1, Obiozor 1-0-1, Watkins 1-0-1, Washington 1-0-1, Weddle 1-0-1

TD	Yds.	Int.	Int.%	Long	Sack/Lost	Rating
30	5.5	13	2.4	59†	38/227	101.8
0	0.0	0	0.0	---	0/0	39.6
0	0.0	0	0.0	28	0/0	118.8
0	0.0	0	0.0	8	0/0	100.0
18	3.7	16	3.3	71†	47/290	76.2

2009 FINAL STATISTICS

[13-3 Overall] First AFC West - Norv Turner Home (6-2); Away (7-1); Postseason (0-1)

Date	W/L	Score	Opponent	Att.
09/14	W	24-20	at Oakland	61,940
09/20	L	26-31	Baltimore †	66,882
09/27	W	23-13	Miami †	67,230
10/04	L	28-38	at Pittsburgh	64,045
10/19	L	23-34	Denver †	68,615
10/25	W	37-7	at Kansas City	69,337
11/01	W	24-16	Oakland †	67,016
11/08	W	21-20	at New York Giants	78,774
11/15	W	31-23	Philadelphia †	68,879
11/22	W	32-3	at Denver	74,707
11/29	W	43-14	Kansas City †	65,280
12/06	W	30-23	at Cleveland	67,978
12/13	W	20-17	at Dallas	90,552
12/20	W	27-24	Cincinnati †	68,889
12/25	W	42-17	at Tennessee	69,143
01/03	W	23-20	Washington †	67,554

AFC Divisional Playoffs

01/17	L	14-17	New York Jets †	69,498
-------	---	-------	-----------------	--------

Team Statistics

	San Diego	Opponent
TOTAL FIRST DOWNS	330	309
Rushing	80	112
Passing	222	177
Penalty	28	20
Third Down: Made/Att	83/187	82/203
Third Down Pct.	44.4%	40.4%
Fourth Down: Made/Att	5/10	10/20
Fourth th Down Pct.	50.0%	50.0%
TOTAL NET YARDS	5761	5232
Avg. Per Game	360.1	327.0
Total Plays	972	991
Avg. Per Play	5.9	5.3
NET YARDS RUSHING	1423	1884
Avg. Per Game	88.9	117.8
Total Rushes	427	422
NET YARDS PASSING	4338	3348
Avg. Per Game	271.1	209.3
Sacked/Yards Lost	26/168	35/221
Gross Yards	4506	3569
Attempts/Completions	519/338	534/326
Completion Pct.	65.1%	61.0%
Had Intercepted	10	14
PUNTS/AVERAGE	52/45.0	63/43.0
NET PUNTING AVG.	39.2	37.6
PENALTIES/YARDS	78/570	103/795
FUMBLES/BALL LOST	14/7	24/11
TOUCHDOWNS	17	10
Rushing	29	23
Passing	29	23
Returns	5	2
TIME OF POSSESSION	29:58	30:02

Score by Quarters

	Q1	Q2	Q3	Q4	OT	PTS.
Chargers	103	120	107	124	0	454
Opponents	51	98	57	114	0	320

Scoring

	TD	RU	PA	RT	PAT	FG	PTS.
Kaeding	0	0	0	0	50/51	32/35	146
Tomlinson	12	12	0	0	0/0	0/0	72
Jackson	9	0	9	0	0/0	0/0	54
Sproles	8	3	4	1	0/0	0/0	48
Gates	8	0	8	0	0/0	0/0	48
Tolbert	4	1	3	0	0/0	0/0	24
Hester	2	0	0	2	0/0	0/0	12
Naanee	2	0	2	0	0/0	0/0	12
Oliver	1	0	0	1	0/0	0/0	6
Chambers	1	0	1	0	0/0	0/0	6
Floyd	1	0	1	0	0/0	0/0	6
Wilson	1	0	1	0	0/0	0/0	6
Weddle	1	0	0	1	0/0	0/0	6
Rivers	1	1	0	0	0/0	0/0	6
Chargers	51	17	29	5	50/51	32/35	454
Opponents	35	10	23	2	33/33	25/29	320

2-Pt. Conversions: Chargers 0-0, Opponents 1-2

Sacks: Phillips 7.0, Merriman 4.0, Boone 3.0, Burnett 2.5, Siler 2.0, Gregory 2.0, Harris 2.0, Castillo 2.0, English 2.0, Weddle 1.5, Ellison 1.0, Oliver 1.0, Nwabguo 1.0, Dobbins 1.0, Scott 1.0, Cesaire 1.0. **Chargers: 34.0**. Opponents: 26.0

Passing	Att.	Comp.	Yds.	Comp.%	Yds./Att.
P.Rivers	486	317	4254	65.2%	8.8
B.Volek	31	20	231	64.5%	7.5
L.Naanee	1	1	21	100.0%	21.0
L.Tomlinson	1	0	0	0.0%	0.0
Chargers	519	338	4506	65.1%	8.7
Opponents	534	326	3569	61.0%	6.7

Rushing	No.	Yds.	Avg.	Long	TD
Tomlinson	223	730	3.3	36	12
Sproles	93	343	3.7	21	3
Tolbert	25	148	5.9	32	1
Hester	21	74	3.5	15	0
Bennett	23	65	2.8	14	0
Rivers	26	50	1.9	15	1
Jackson	3	11	3.7	12	0
Naanee	3	7	2.3	10	0
Davis	1	4	4.0	4	0
Volek	9	-9	-1.0	-1	0
Chargers	427	1423	3.3	36	17
Opponents	422	1884	4.5	36	10

Receiving	No.	Yds.	Avg.	Long	TD
Gates	79	1157	14.6	56	8
Jackson	68	1167	17.2	55	9
Floyd	45	776	17.2	53	1
Sproles	45	497	11.0	81	4
Naanee	24	242	10.1	23	2
Tomlinson	20	154	7.7	36	0
Tolbert	17	192	11.3	66	3
Chambers	9	122	13.6	20	1
Hester	9	24	2.7	5	0
Bennett	6	65	10.8	33	0
Davis	6	52	8.7	11	0
Manumaleuna	5	13	2.6	11	0
Wilson	4	28	7.0	21	1
Osgood	1	17	17.0	17	0
Chargers	338	4506	13.3	81	29
Opponents	326	3569	10.9	84	23

Interceptions	No.	Yds.	Avg.	Long	TD
Jammer	3	25	8.3	21	0
Cromartie	3	17	5.7	16	0
Weddle	2	44	22.0	31	1
Cason	2	22	11.0	22	0
Oliver	1	34	34.0	34	0
Dobbins	1	13	13.0	13	0
Gregory	1	13	13.0	13	0
Siler	1	5	5.0	5	0
Chargers	14	173	12.4	34	1
Opponents	10	88	8.8	33	0

Punting	No.	Yds.	Avg.	Net	TB	I-20	Lg.	B
Scifres	52	2342	45.0	39.2	2	23	65	0
Chargers	52	2342	45.0	39.2	2	23	65	0
Opponents	62	2711	43.0	37.6	8	21	69	1

Punt Returns	Ret.	FC	Yds.	Avg.	Lg.	TD
Sproles	26	12	183	7.0	77	1
Davis	0	1	0	0	0	0
Chargers	26	13	183	7.0	77	1
Opponents	23	16	265	11.5	71	1

Kickoff Returns	Ret.	Yds.	Avg.	Long	TD
Sproles	54	1300	24.1	66	0
Davis	4	79	19.8	23	0
Cromartie	3	41	13.7	22	0
Wilson	1	13	13.0	13	0
Hester	1	9	9.0	9	0
Chargers	63	1442	22.9	66	0
Opponents	87	1909	21.9	93	1

Field Goals	1-19	20-29	30-39	40-49	50+
Kaeding	2/2	17/17	4/4	6/8	3/4
Chargers	2/2	17/17	4/4	6/8	3/4
Opponents	1/1	12/12	7/7	5/8	0/1

Kaeding: (47G) (29G,22G,23G,25G) (25G,41G,23G,26G) () (20G,44G,50G,55N) (20G,43N,39G,19G) (28G) () (29G) (28G,47G,28G,19G) (55G,23G) (32G,42G,22G) (29G,34G) (33G,52G) () (47G,24G,45G)

Defensive Tackles (solo-ast-total-pd-ff-fr-tf): Cooper 78-41-119-8-3-1-2, Burnett 58-25-83-2-0-0-6, Weddle 69-13-82-4-0-0-4, Phillips 56-15-71-4-7-0-11, Siler 51-16-67-3-0-1-7, Gregory 49-14-63-6-0-2-4, Dobbins 39-18-57-0-1-0-4, Jammer 45-9-54-10-1-0-0, Ellison 42-8-50-2-0-0-2, Merriman 34-12-46-0-0-0-5, Oliver 30-8-38-2-0-1-1, Castillo 21-17-38-0-1-0-4, Cromartie 33-3-36-6-0-0-0, English 23-11-34-0-1-1-3, Cesaire 17-15-32-0-1-1-2, Cason 26-3-29-1-0-0-0, Johnson 14-13-27-0-0-2, Nwabguo 17-8-25-2-0-1-4, Boone 14-7-21-2-0-0-4, Scott 15-4-19-2-0-0-3, Hart 9-13-10-0-0-0, Harris 5-2-7-0-0-2, Spillman 5-2-7-0-0-0, Williams 3-1-4-0-0-0-1, Garay 2-4-0-0-0-0, Martin 2-4-0-0-0-0, Tucker 2-0-2-0-0-0-0, Coleman 1-0-1-0-0-0-1, Holt 1-0-1-0-0-0-1, Hughes 1-0-1-0-0-0-0

Special Teams Tackles (solo-ast-total): Tolbert 16-6-22, Osgood 13-2-15, Oliver 8-4-12, Siler 8-3-11, Cason 10-0-10, Holt 7-2-9, Hester 7-0-7, Binn 5-1-6, Wilson 3-2-5, Spillman 2-3-5, Burnett 3-1-4, Dobbins 2-2-4, Naanee 2-2-4, English 3-0-3, Gregory 3-0-3, Bennett 2-0-2, Ellison 2-0-2, Kaeding 2-0-2, Tucker 2-0-2, Harris 1-1-2, Floyd 1-0-1, Garay 1-0-1, Hart 1-0-1, Hughes 1-0-1, Jammer 1-0-1

TD	TD%	Int.	Int.%	Long	Sack/Lost	Rating
28	5.8%	9	1.9%	50	25/167	104.4
1	3.2%	1	3.2%	50	1/1	84.2
0	0.0%	0	0.0%	21	0/0	118.8
0	0.0%	0	0.0%	0	0/0	39.6
29	5.6%	10	1.9%	81	26/168	103.1
23	4.3%	14	2.6%	84	35/221	84.2

2008 FINAL STATISTICS

(8-8 Overall) First AFC West - Norv Turner Home (5-3); Away (3-5); Postseason (1-1)

Date	W/L	Score	Opponent	Att.
09/07	L	24-26	Carolina †	67,115
09/14	L	38-39	at Denver	75,935
09/22	W	48-29	New York Jets †	68,922
09/28	W	28-18	at Oakland	61,808
10/05	L	10-17	at Miami	65,063
10/12	W	30-10	New England †	68,704
10/19	L	14-23	at Buffalo	71,602
10/26	L	32-37	at New Orleans	83,226
11/09	W	20-19	Kansas City †	67,510
11/16	L	10-11	at Pittsburgh	62,051
11/23	L	20-23	Indianapolis †	68,428
11/30	L	16-22	Atlanta †	67,200
12/04	W	34-7	Oakland †	68,097
12/14	W	22-21	at Kansas City	73,842
12/21	W	41-24	at Tampa Bay	64,778
12/28	W	52-21	Denver †	69,131

AFC Wild Card Playoffs

01/03 W 23-17 OT Indianapolis †

AFC Divisional Playoffs

01/11 L 24-35 at Pittsburgh

Team Statistics

	Chargers	Opponents
TOTAL FIRST DOWNS	301	339
Rushing	92	98
Passing	191	213
Penalty	18	28
3rd Down: Made/Att	89/194	84/207
3rd Down Pct.	45.9%	40.6%
4th Down: Made/Att	8/11	13/24
4th Down Pct.	72.7%	54.2%
TOTAL NET YARDS	5584	5599
Avg. Per Game	349.9	349.9
Total Plays	924	1041
Avg. Per Play	6.0	5.4
NET YARDS RUSHING	1726	1641
Avg. Per Game	107.9	102.6
Total Rushes	421	408
NET YARDS PASSING	3858	3958
Avg. Per Game	241.1	247.4
Sacked/Yards Lost	25/151	28/132
Gross Yards	4009	4090
Attempts/Completions	478/312	605/411
Completion Pct.	65.3%	67.9%
Had Intercepted	11	15
PUNTS/AVERAGE	51/45.7	60/43.9
NET PUNTING AVG.	40.9	38.7
PENALTIES/YARDS	95/748	78/708
FUMBLES/BALL LOST	51	39
TOUCHDOWNS	13	11
Rushing	34	25
Passing	4	3
Returns	28:53	31:07

Score by Quarters

	Q1	Q2	Q3	Q4	OT	PTS.
Chargers	77	126	84	152	0	439
Opponents	64	141	59	83	0	347

Scoring	TD	RU	PA	RT	PAT	FG	S	PTS.
Kaeding	0	0	0	0	46/46	27/32	0	127
Tomlinson	12	11	1	0	0/0	0/0	0	72
Gates	8	0	8	0	0/0	0/0	0	48
Sproles	7	1	5	1	0/0	0/0	1	44
Jackson	7	0	7	0	0/0	0/0	0	42
Chambers	5	0	5	0	0/0	0/0	0	30
Floyd	4	0	4	0	0/0	0/0	0	24
Manumaleuna	2	0	2	0	0/0	0/0	0	12
Hester	2	1	1	0	0/0	0/0	0	12
Tolbert	1	0	1	0	0/0	0/0	0	6
Cason	1	0	0	1	0/0	0/0	0	6
Cromartie	1	0	0	1	0/0	0/0	0	6
Weddle	1	0	0	1	0/0	0/0	0	6
Naanee	0	0	0	0	0/0	0/0	1	2
Chargers	51	13	34	4	46/46	27/32	2	439
Opponents	39	11	25	3	31/33	24/31	2	347

2-Pt. Conversions: Chargers 2-5, Opponents 2-6

Sacks: Phillips 7.5, Tucker 5.5, Harris 2.5, Cesaire 2.0, Olshansky 2.0, Cooper 1.5, Williams 1.5, Castillo 1.5, Bingham 1.5, Weddle 1.0, Applewhite 0.5
Chargers: 28.0, Opponents: 24.0

Passing	Att.	Comp.	Yds.	Comp.%	Yds./Att.
P.Rivers	478	312	4009	65.3%	8.4
Chargers	478	312	4009	65.3%	8.4
Opponents	605	411	4090	67.9%	6.8

Rushing	No.	Yds.	Avg.	Long	TD
Tomlinson	292	1110	3.8	45	11
Sproles	61	330	5.4	37	1
Hester	19	95	5.0	28	1
Rivers	31	84	2.7	11	0
Jackson	4	69	17.3	31	0
Tolbert	13	37	2.8	11	0
Chambers	1	1	1.0	1	0
Chargers	421	1726	4.1	45	13
Opponents	408	1641	4.0	49	11

Receiving	No.	Yds.	Avg.	Long	TD
Gates	60	704	11.7	34	8
Jackson	59	1098	18.6	60	7
Tomlinson	52	426	8.2	32	1
Chambers	33	462	14.0	48t	5
Sproles	29	342	11.8	66t	5
Floyd	27	465	17.2	49t	4
Manumaleuna	15	127	8.5	17	2
Tolbert	13	171	13.2	67	1
Hester	12	91	7.6	16	1
Naanee	8	64	8.0	18	0
Davis	4	59	14.8	20	0
Chargers	312	4009	12.8	67	34
Opponents	411	4090	10.0	71t	25

Interceptions	No.	Yds.	Avg.	Long	TD
Cooper	4	11	2.8	10	0
Cason	2	69	34.5	59t	1
Cromartie	2	66	33.0	52t	1
Jammer	2	2	1.0	2	0
Wilhelm	1	8	8.0	8	0
Castillo	1	4	4.0	4	0
Dobbins	1	4	4.0	4	0
Weddle	1	3	3.0	3	0
Oliver	1	0	0.0	0	0
Chargers	15	167	11.1	59t	2
Opponents	11	189	17.2	50	1

Punting	No.	Yds.	Avg.	Net	TB	I-20	Lg.	B
M.Scifres	51	2332	45.7	40.9	5	19	67	0
Chargers	51	2332	45.7	40.9	5	19	67	0
Opponents	60	2633	43.9	38.7	2	25	70	0

Punt Returns	Ret.	FC	Yds.	Avg.	Lg.	TD
Sproles	22	12	249	11.3	43	0
Davis	2	0	15	7.5	10	0
Cromartie	1	0	4	4.0	4	0
Weddle	1	1	1	1.0	1	0
Chargers	26	13	269	10.3	43	0
Opponents	23	12	149	6.3	32	0

Kickoff Returns	Ret.	Yds.	Avg.	Long	TD
Sproles	53	1376	26.0	103t	1
Hester	3	42	14.0	20	0
Cromartie	3	37	12.3	26	0
Manumaleuna	2	14	7.0	9	0
Gordon	1	18	18.0	18	0
Naanee	0	-2	0	-2	0
Chargers	62	1485	24.0	103t	1
Opponents	86	1943	22.6	94	1

Field Goals	1-19	20-29	30-39	40-49	50+
Kaeding	0/0	13/13	10/10	3/8	1/1
Chargers	0/0	13/13	10/10	3/8	1/1
Opponents	0/0	6/6	8/9	8/10	2/6

Defensive Tackles (solo-ast-total-pd-ff-fr-ftf): Cooper84-52-136-6-0-0-6, Weddle109-26-135-5-0-1-3, Jammer74-17-91-19-3-2-4, Phillips55-33-88-4-1-1-15, Hart49-34-83-8-0-2-2, Dobbins42-36-78-4-2-0-1, Wilhelm45-23-68-3-0-0-1, Williams41-26-67-3-0-0-10, Cromartie57-7-64-9-0-0-1, Olschansky26-28-54-0-0-0-3, Castillo25-28-53-1-0-0-6, Cason44-8-52-7-1-0-3, Tucker30-13-43-1-0-1-9, Bingham17-20-37-0-0-0-3, Smith15-20-35-0-0-0-0, Harris17-15-32-0-2-1-4, Cesaire14-16-30-2-0-0-2, Gregory24-5-29-4-0-0-1, Applewhite12-7-19-0-0-0-1, Siler8-4-12-0-0-0-3, Oliver7-2-9-1-0-0-0, Gordon7-1-8-1-0-0-0, Merriman1-3-4-0-0-0-1, Waters0-3-3-0-0-0-0, Scott0-1-1-0-0-0-0

Special Teams Tackles (solo-ast-total): Osgood16-1-17, Siler11-4-15, Cason9-6-15, Hester9-5-14, Dobbins11-2-13, Naanee9-1-10, Applewhite9-0-9, Harris5-1-6, Binn4-0-4, Gregory4-0-4, Oliver4-0-4, Gordon2-2-4, Floyd3-0-3, Waters3-0-3, Jammer2-0-2, Kaeding2-0-2, Weddle2-0-2, Battle1-0-1, Hardwick1-0-1, Scifres1-0-1, Wilhelm1-0-1, Tucker0-1-1, Wilson0-1-1

TD	TD%	Int.	Int.%	Long	Sack/Lost	Rating	
34	7.1%	11	2.3%	67	25/151	105.6	
Chargers	34	7.1%	11	2.3%	67	25/151	105.6
Opponents	25	4.1%	15	2.5%	71t	28/132	90.3

2007 FINAL STATISTICS

[11-5 Overall] First AFC West - Norv Turner Home (7-1); Away (4-4); Postseason (2-1)

Date	W/L	Score	Opponent	Att.
09/09	W	14-3	Chicago †	67,837
09/16	L	14-38	at New England	68,756
09/23	L	24-31	at Green Bay	70,733
09/30	L	16-30	Kansas City †	65,175
10/07	W	41-3	at Denver	76,879
10/14	W	28-14	Oakland †	67,523
10/28	W	35-10	Houston †	60,439
11/04	L	17-35	at Minnesota	63,043
11/11	W	23-21	Indianapolis †	67,726
11/18	L	17-24	at Jacksonville	66,732
11/25	W	32-14	Baltimore †	63,337
12/02	W	24-10	at Kansas City	74,874
12/09	W	23-17 OT	at Tennessee	69,143
12/16	W	51-14	Detroit †	66,505
12/24	W	23-3	Denver †	65,477
12/30	W	30-17	at Oakland	61,706

AFC Wild Card Playoffs

01/06	W	17-6	Tennessee †	65,640
-------	---	------	-------------	--------

AFC Divisional Playoffs

01/13	W	28-24	at Indianapolis	56,950
-------	---	-------	-----------------	--------

AFC Championship Game

01/20	L	12-21	at New England	68,756
-------	---	-------	----------------	--------

Total Statistics

	Chargers	Opponents
TOTAL FIRST DOWNS	278	297
Rushing	104	89
Passing	158	185
Penalty	16	23
3rd Down: Made/Att	84/214	83/211
3rd Down Pct.	393	393
4th Down: Made/Att	6/10	9/26
4th Down Pct.	600	346
TOTAL NET YARDS	5044	5124
Avg. Per Game	315.3	320.3
Total Plays	980	1013
Avg. Per Play	5.1	5.1
NET YARDS RUSHING	2039	1712
Avg. Per Game	127.4	107.0
Total Rushes	485	416
NET YARDS PASSING	3005	3412
Avg. Per Game	187.8	213.3
Sacked/Yards Lost	24/170	42/272
Gross Yards	3175	3684
Att./Completions	471/281	555/338
Completion Pct.	597	60.9
Had Intercepted	16	30
PUNTS/AVERAGE	82/45.5	69/42.9
NET PUNTING YARDS	82/39.6	69/37.4
PENALTIES/AVG.	94/76.6	86/66.5
FUMBLES/BALL LOST	17/8	27/18
TOUCHDOWNS	49	35
Rushing	19	11
Passing	22	20
Returns	8	4
TIME OF POSSESSION	29:50	30:10

Score by Quarters

	Q1	Q2	Q3	Q4	OT	P.TS.
Chargers	119	116	93	78	6	412
Opponents	47	84	69	84	0	284

Scoring

Scoring	TD	RU	PA	RT	PAT	FG	S	P.TS.
Kaeding	0	0	0	0	46/46	24/27	0	118
Tomlinson	18	15	3	0	0/0	0/0	0	108
Gates	9	0	9	0	0/0	0/0	0	54
Chambers	4	0	4	0	0/0	0/0	0	24
Sproles	4	2	0	2	0/0	0/0	0	24
Cromartie	3	0	0	3	0/0	0/0	0	18
V. Jackson	3	0	0	0	0/0	0/0	0	18
Davis	1	0	1	0	0/0	0/0	0	6
Manumaleuna	1	0	1	0	0/0	0/0	0	6
Neal	1	0	1	0	0/0	0/0	0	6
Phillips	1	0	0	1	0/0	0/0	0	6
Rivers	1	1	0	0	0/0	0/0	0	6
Siler	1	0	0	1	0/0	0/0	0	6
Tucker	1	0	0	1	0/0	0/0	0	6
Turner	1	1	0	0	0/0	0/0	0	6
Chargers	49	19	22	8	46/46	24/27	0	412
Opponents	35	11	20	4	33/33	13/19	0	284

2-P. Conversions: Chargers 0-2, Opponents 1-2

Sacks: Merriman 12.5, Phillips 8.5, Olshansky 3.5, Tucker 3.5, Castillo 2.5, Cesaire 2.5, Cooper 2, Bingham 1.5, Harris 1.5, Hart 1, Polk 1, Weddle 1, Wilhelm 1, **Chargers 42**, Opponents 24

Passing	Att.	Comp.	Yds.	Comp. %	Yds./Att.
Rivers	460	277	3152	.602	6.85
Volek	10	3	6	.300	0.60
Tomlinson	1	1	17	1.000	17.00
Chargers	471	281	3175	.597	6.74
Opponents	555	338	3684	.609	6.64

Rushing	No.	Yds.	Avg.	Long	TD
Tomlinson	315	1474	4.7	49	15
Turner	71	316	4.5	74t	1
Sproles	37	164	4.4	34	2
Rivers	29	33	1.1	10	1
Neal	13	32	2.5	10	0
Chambers	2	17	8.5	9	0
Davis	3	9	3.0	6	0
Pinnock	4	1	0.3	5	0
Volek	11	-7	-0.6	0	0
Chargers	485	2039	4.2	74t	19
Opponents	416	1712	4.1	64t	11

Receiving	No.	Yds.	Avg.	Long	TD
Gates	75	984	13.1	49t	9
Tomlinson	60	475	7.9	36	3
V. Jackson	41	623	15.2	45	3
Chambers	35	555	15.9	44	4
Davis	20	188	9.4	18	1
Manumaleuna	10	86	8.6	40	1
Sproles	10	31	3.1	14	0
Naanee	8	69	8.6	22	0
Neal	8	23	2.9	9	1
Floyd	7	97	13.9	25	0
Turner	4	16	4.0	12	0
Osgood	2	23	11.5	15	0
Pinnock	1	5	5.0	5	0
Chargers	281	3175	11.3	49t	22
Opponents	338	3684	10.9	57t	20

Interceptions	No.	Yds.	Avg.	Long	TD
Cromartie	10	144	14.4	70t	1
Hart	5	73	14.6	22	0
McCree	3	20	6.7	19	0
Wilhelm	3	11	3.7	7	0
Phillips	2	36	18.0	18t	1
Cooper	2	23	11.5	18	0
Florence	2	4	2.0	4	0
Jammer	1	0	0.0	0	0
Olshansky	1	0	0.0	0	0
Weddle	1	0	0.0	0	0
Chargers	30	311	10.4	70t	2
Opponents	16	283	17.7	66t	2

Punting	No.	Yds.	Avg.	Net	TB	I-20	Lg.	B
Sciffes	81	3735	46.1	39.6	9	36	70	1
Chargers	82	3735	45.5	39.6	9	36	70	1
Opponents	69	2961	42.9	37.4	5	16	81	0

Punt Returns	Ret.	FC	Yds.	Avg.	Lg.	TD
Sproles	24	2	229	9.5	45t	1
Davis	6	6	52	8.7	24	0
Osgood	2	0	0	0.0	0	0
Chargers	32	8	281	8.8	45t	1
Opponents	29	19	311	10.7	54	0

Kickoff Returns	Ret.	Yds.	Avg.	Long	TD
Sproles	37	1008	27.2	89t	1
Turner	6	139	23.2	28	0
Cromartie	3	67	22.3	26	0
Manumaleuna	1	6	6.0	6	0
Neal	1	4	4.0	4	0
Chargers	48	1224	25.5	89t	1
Opponents	75	1566	20.9	62	0

Field Goals	1-19	20-29	30-39	40-49	50+
Kaeding	0/0	11/11	5/6	7/8	1/2
Chargers	0/0	11/11	5/6	7/8	1/2
Opponents	0/0	6/8	2/2	4/7	1/2

Kaeding: (33B) | (44G) (24G,53G,38G) (26G,45G) (50N) (/) (36G) (32G) (23G) (27G,46G,41G,41G) (25G, 45N) (20G) (22G,22G,45G) (40G,23G,29G) (36G,31G, 24G)

Defensive Tackles (solo-ast-total-pd-ff-fr-ft): Cooper 89-90-179-6-2-2-3, Wilhelm 78-66-144-4-0-0-4, Hart 77-32-109-9-1-1-4, Merriman 63-33-96-5-1-2-9, Phillips 62-25-87-5-3-0-2, McCree 51-24-75-6-1-1-0, Olshansky 32-37-63-3-3-0-2, Jammer 56-10-66-10-0-1-1, Florence 54-12-66-10-0-1-3, Bingham 32-26-58-0-0-0-2, Williams 34-19-53-2-1-1-3, Cesaire 25-25-50-3-0-0-0, Weddle 41-7-48-6-0-0-3, Cromartie 33-8-41-18-0-1-0, Castillo 21-18-39-1-0-0-2, McKinney 15-20-35-1-0-0-1, Polk 14-11-25-1-1-0-0, Harris 8-11-19-0-0-1-0, Dobbins 9-7-16-1-0-0-0, Gordon 4-4-8-1-0-0-0, Tucker 5-2-7-0-2-1-0, Siler 2-4-6-0-0-0-1, Gregory 2-0-2-1-0-0-0

Special Teams Tackles (solo-ast-total): Siler 18-3-21, Osgood 12-2-14, Dobbins 11-1-12, Polk 11-1-12, Gregory 8-1-9, Gordon 6-2-8, Harris 6-2-8, Cromartie 6-1-7, Tucker 6-0-6, Weddle 6-0-6, Hart 3-0-3, Pinnock 2-1-3, Turner 2-1-3, McCree 2-0-2, Kaeding 1-0-1, Rayner 1-0-1, Naanee 0-1-1

2006 FINAL STATISTICS

[14-2 Overall] First AFC West - Marty Schottenheimer
Home (8-0); Away (6-2); Postseason (0-1)

Date	W/L	Score	Opponent	Att.
09/11	W	27-0	at Oakland	62,578
09/17	W	40-7	Tennessee †	64,344
10/01	L	13-16	at Baltimore †	67,743
10/08	W	23-13	Pittsburgh †	68,137
10/15	W	48-19	at San Francisco	68,137
10/22	L	27-30	at Kansas City	77,752
11/09	W	38-24	St. Louis †	66,598
11/05	W	32-25	Cleveland †	65,558
11/12	W	49-41	at Cincinnati	65,917
11/19	W	35-27	at Denver	76,723
11/26	W	21-14	Oakland †	66,105
12/03	W	24-21	at Buffalo	63,361
12/10	W	48-20	Denver †	67,514
12/17	W	20-9	Kansas City †	66,583
12/24	W	20-17	at Seattle	68,174
12/31	W	27-20	Arizona †	66,492

AFC Divisional Playoffs

01/14	L	21-24	New England †	68,810
-------	---	-------	---------------	--------

Team Statistics	Chargers	Opponents
TOTAL FIRST DOWNS	321	285
Rushing	137	87
Passing	169	178
Penalty	15	20
3rd Down: Made/Att	92/213	78/213
3rd Down Pct.	432	366
4th Down: Made/Att	6/11	6/17
4th Down Pct.	545	353
TOTAL NET YARDS	5840	4825
Avg. Per Game	365.0	301.6
Total Plays	1016	985
Avg. Per Play	5.7	4.9
NET YARDS RUSHING	2578	1613
Avg. Per Game	161.1	100.8
Total Rushes	522	386
NET YARDS PASSING	3262	3212
Avg. Per Game	203.9	200.8
Sacked/Yards Lost	28/150	61/351
Gross Yards	3412	3563
Att./Completions	466/287	538/307
Completion Pct.	616	571
Had Intercepted	9	16
PUNTS/AVERAGE	69/41.9	88/44.6
NET PUNTING AVG.	69/38.2	88/38.6
PENALTIES/YARDS	90/791	87/751
FUMBLES/BALL LOST	59	28/12
TOUCHDOWNS	32	33
Rushing	32	13
Passing	24	19
Returns	3	1
TIME OF POSSESSION	31:39	28:21

Score by Quarters	Q1	Q2	Q3	Q4	OT	PTS.
Chargers	85	137	94	176	0	492
Opponents	66	74	81	82	0	303

Scoring	TD	RU	PA	RT	PAT	FG	S	PTS.
Tomlinson	31	28	3	0	0/0	0/0	0	186
Kaeding	0	0	0	0	58/58	26/29	0	136
Gates	9	0	9	0	0/0	0/0	0	54
Jackson	6	0	6	0	0/0	0/0	0	38
Floyd	3	0	3	0	0/0	0/0	0	18
Manumaleuna	3	0	3	0	0/0	0/0	0	18
Turner	2	2	0	0	0/0	0/0	0	12
Dobbins	1	0	0	1	0/0	0/0	0	6
Harris	1	0	0	1	0/0	0/0	0	6
McCreedy	1	0	0	1	0/0	0/0	0	6
Neal	1	0	0	0	0/0	0/0	0	6
Whitehurst	1	1	0	0	0/0	0/0	0	6
Chargers	59	32	24	3	58/58	26/29	0	492
Opponents	33	13	19	1	32/33	23/26	2	303

2-Pt. Conversions: Jackson, Chargers 1-1, Opponents 0-1

Sacks: Merriman 17, Phillips 11.5, Castillo 7, Cesaire 4, Godfrey 4, Harris 3, Cooper 2.5, Edwards 2.5, Polk 2, Williams 2, Bingham 1.5, Olshansky 1.5, Robinson 1.5, McCreedy 1, Chargers 61, Opponents 28

Passing	Att.	Comp.	Yds.	Comp. %	Yds./Att.
Rivers	460	284	3388	61.7	7.37
Tomlinson	3	2	20	66.7	6.67
Volek	2	1	4	50.0	2.00
Scifres	1	0	0	0.0	0.00
Chargers	466	287	3412	61.6	7.32
Opponents	538	307	3563	57.1	6.62

Rushing	No.	Yds.	Avg.	Long	TD
Tomlinson	348	1815	5.2	85t	28
Turner	80	502	6.3	73	2
Neal	29	140	4.8	43	1
Rivers	48	49	1.0	15	0
Pinnock	4	25	6.3	15	0
Parker	2	19	9.5	18	0
Jackson	3	16	5.3	8	0
Whitehurst	2	13	6.5	14t	1
McCardell	1	8	8.0	8	0
Manumaleuna	1	1	1.0	1	0
Volek	3	-3	-1.0	-1	0
Scifres	1	-7	-7.0	-7	0
Chargers	522	2578	4.9	85t	32
Opponents	386	1613	4.2	51t	13

Receiving	No.	Yds.	Avg.	Long	TD
Gates	71	924	13.0	57t	9
Tomlinson	56	508	9.1	51t	3
Parker	48	659	13.7	38	0
McCardell	36	437	12.1	28	0
Jackson	27	453	16.8	55	6
Neal	17	83	4.9	21	0
Floyd	15	210	14.0	46t	3
Manumaleuna	14	91	6.5	19	3
Turner	3	47	15.7	30	0
Chargers	287	3412	11.9	57t	24
Opponents	307	3563	11.6	74t	19

Interceptions	No.	Yds.	Avg.	Long	TD
Jammer	4	57	14.3	35	0
Hart	3	37	12.3	22	0
Florence	3	24	8.0	23	0
Edwards	3	11	3.7	8	0
Merriman	1	10	10.0	10	0
Castillo	1	1	1.0	1	0
McCreedy	1	0	0.0	0	0
Chargers	16	140	8.8	35	0
Opponents	9	105	11.7	31t	1

Punting	No.	Yds.	Avg.	Net	TB	I-20	Lg.	B
Scifres	69	2893	41.9	38.2	2	35	71	0
Chargers	69	2893	41.9	38.2	2	35	71	0
Opponents	88	3923	44.6	38.6	7	23	72	0

Punt Returns	Ret.	FC	Yds.	Avg.	Lg.	TD
Parker	37	15	331	8.9	50	0
McCardell	5	7	39	7.8	12	0
Gordon	3	1	12	4.0	6	0
Chargers	45	23	382	8.5	50	0
Opponents	27	19	216	8.0	81	0

Kickoff Returns	Ret.	Yds.	Avg.	Long	TD
Turner	36	954	26.5	58	0
Cromartie	10	297	29.7	91	0
Neal	3	11	3.7	7	0
Gordon	2	55	27.5	32	0
Parker	2	19	9.5	12	0
Manumaleuna	1	14	14.0	14	0
Withrow	1	0	0.0	0	0
Chargers	55	1350	24.5	91	0
Opponents	90	1960	21.8	53	0

Field Goals	1-19	20-29	30-39	40-49	50+
Kaeding	0/0	7/7	11/12	7/9	1/1
Chargers	0/0	7/7	11/12	7/9	1/1
Opponents	0/0	5/5	10/11	6/7	2/3

Kaeding: (47G,29G) (28G,31G,35G,44G) (34G,54G,40N) (28G,33G,22G) (24G,44G) (39G,31G,47N) (31G) (29G) () () (42G,36N) (34G,35G) (30G,22G) (46G,40G) (47G,35G)

Defensive Tackles (solo-ast-total-pd-ff-fr-tfll) Edwards 97-73-170-8-2-1-2, Jammer 77-12-89-17-0-0-0, Williams 44-40-84-2-0-0-2, Cooper 41-41-82-2-1-0-1, McCreedy 51-29-80-5-0-1-2, Kiel 47-32-79-2-1-1-4, Godfrey 45-31-76-2-2-0-4, Merriman 46-20-66-8-4-1-4, Florence 51-12-63-16-0-0-1, Phillips 48-15-63-8-4-2-6, Castillo 25-27-52-1-0-1-2, Olshansky 27-27-50-1-0-1-2, Cesaire 27-20-47-1-0-0-2, Polk 25-73-20-0-0-1, Hart 21-6-27-8-1-1-1, Harris 15-10-25-3-1-2-2, Bingham 7-13-20-0-0-0-0, Robinson 7-9-16-3-0-0-0, Jue 13-2-15-5-0-0-1, Wilhelm 6-8-14-3-0-0-1, Cromartie 9-2-11-5-0-0-0, Dobbins 0-4-4-0-0-0-0, McKinney 1-1-2-1-0-0-0, Gbaja-Biamila 1-0-1-0-0-0-0, Gordon 1-0-1-0-0-0-0, Gregory 0-0-0-1-0-0-0

Special Teams Tackles (solo-ast-total): Hart 20-2-22, Polk 15-4-19, Dobbins 16-2-18, Wilhelm 12-3-15, Gregory 8-4-12, Cromartie 8-2-10, Osogood 7-2-9, Kaeding 5-0-5, Binn 4-1-5, Cooper 1-3-4, Camarillo 3-0-3, Turner 3-0-3, Jue 2-1-3, Florence 2-0-2, Jammer 2-0-2, Floyd 1-0-1, Harris 1-0-1, Kiel 1-0-1, Jackson 0-1-1

TD	TD %	Int.	Int. %	Long	Sack/Lost	Rating
22	4.8	9	2.0	57t	27/144	92.0
6.67	2	66.7	0	19t	0/0	125.0
2.00	0	0	0.0	4	1/6	56.3
0.00	0	0	0.0	0	0/0	39.6
24	5.2	9	1.9	57t	28/150	93.0
19	3.5	16	3.0	74t	61/351	76.6

2005 FINAL STATISTICS

[9-7 Overall] Third AFC West - Marty Schottenheimer
Home (4-4); Away (5-3)

Date	W/L	Score	Opponent	Att.
09/11	L	24-28	Dallas †	67,679
09/18	L	17-20	at Denver	75,310
09/25	W	45-23	New York Giants †	65,373
10/02	W	41-17	at New England	68,756
10/10	L	22-24	Pittsburgh †	68,537
10/16	W	27-14	at Oakland	52,666
10/23	L	17-20	at Philadelphia	67,747
10/30	W	28-20	Kansas City †	65,750
11/06	W	31-26	at New York Jets	77,662
11/20	W	48-10	Buffalo †	65,602
11/27	W	23-17 OT	at Washington	84,930
12/04	W	34-10	Oakland †	66,436
12/11	L	21-23	Miami †	65,026
12/18	W	26-17	at Indianapolis	57,389
12/24	L	7-20	at Kansas City	75,956
12/31	L	7-23	Denver †	65,513

Team Statistics

	Chargers	Opponents
TOTAL FIRST DOWNS	337	306
Rushing	116	90
Passing	191	189
Penalty	30	27
3rd Down: Made/Att	88/208	79/212
3rd Down Pct.	.423	.373
4th Down: Made/Att	11/17	10/20
4th Down Pct.	.647	.500
TOTAL NET YARDS	5567	4948
Avg. Per Game	347.9	309.3
Total Plays	1022	999
Avg. Per Play	5.4	5.0
NET YARDS RUSHING	2072	1349
Avg. Per Game	129.5	84.3
Total Rushes	465	386
NET YARDS PASSING	3495	3599
Avg. Per Game	218.4	224.9
Sacked/Yards Lost	31/243	46/289
Gross Yards	3738	3888
Att./Completions	526/338	567/338
Completion Pct.	.643	.596
Had Intercepted	16	10
PUNTS/AVERAGE	71/43.7	78/42.0
NET PUNTING AVG.	71/38.0	78/37.6
PENALTIES/YARDS	110/890	110/831
FUMBLES/BALL LOST	22/10	23/10
TOUCHDOWNS	51	36
Rushing	22	14
Passing	27	20
Returns	2	2
TIME OF POSSESSION	31:34	28:26

Score by Quarters

	Q1	Q2	Q3	Q4	OT	PTS.
Chargers	93	139	74	106	6	418
Opponents	36	126	77	73	0	312

	TD	RU	PA	RT	PAT	FG	S	PTS.
Tomlinson	20	18	2	0	0/0	0/0	0	120
Kaeding	0	0	0	0	49/49	21/24	0	112
Gates	10	0	10	0	0/0	0/0	0	60
McCardell	9	0	9	0	0/0	0/0	0	54
Parker	3	0	3	0	0/0	0/0	0	18
Turner	3	0	0	0	0/0	0/0	0	18
Hart	2	0	0	2	0/0	0/0	0	12
Brees	1	1	0	0	0/0	0/0	0	6
Caldwell	1	0	1	0	0/0	0/0	0	6
Neal	1	0	1	0	0/0	0/0	0	6
Peelle	1	0	1	0	0/0	0/0	0	6
Chargers	51	22	27	2	49/49	21/24	0	418
Opponents	36	14	20	2	34/35	20/29	1	312

2-Pt. Conversions: Chargers 0-1, Opponents 0-1

Sacks: Merriman 10.0, Phillips 7.0, Foley 4.5, Scott 4.5, Castillo 3.5, Edwards 3.0, Olschansky 3.0, Leber 2.0, Cooper 1.5, Cesaire 1.0, Davis 1.0, Fletcher 1.0, Godfrey 1.0, Harris 1.0, Kiel 1.0, Wilhelm 1.0, **Chargers 46.0**, Opponents 31.0

Special Teams Tackles (solo-ast-total): Milligan 14-7-21, Osgood 14-5-19, Phillips 15-0-15, Wilhelm 12-3-15, Hart 8-3-11, Cooper 9-0-9, Harris 6-2-8, Jue 4-1-5, Turner 4-0-4, Kaeding 3-0-3, Pinnock 3-0-3, Wilson 3-0-3, Merriman 2-1-3, Davis 2-0-2, Jammer 2-0-2, Peelle 2-0-2, Scifres 2-0-2, Binn 1-0-1, Caldwell 1-0-1, Fletcher 1-0-1, Jackson 1-0-1, Neal 1-0-1

Passing	Att.	Comp.	Yds.	Comp.%	Yds./Att.	TD	TD%	Int.	Int.%	Long	Sack/Lost	Rating
Brees	500	323	3576	.646	7.15	24	0.48	15	.030	54	27/223	89.2
Rivers	22	12	115	.545	5.23	0	0.00	1	.045	22	3/16	50.4
Tomlinson	4	3	47	.750	11.75	3	75.0	0	.000	26t	0/0	153.1
McCardell	0	0	0	—	—	0	—	0	—	—	1/4	—
Chargers	526	338	3738	.643	7.11	27	.051	16	.030	54	31/243	89.7
Opponents	567	338	3888	.596	6.86	20	.035	10	.018	56	46/289	84.7

Rushing	No.	Yds.	Avg.	Long	TD
Tomlinson	339	1462	4.3	62	18
Turner	57	335	5.9	83t	3
Neal	29	98	3.4	9	0
Parker	4	55	13.8	30	0
Sproles	8	50	6.3	21	0
Brees	21	49	2.3	9	1
Caldwell	2	10	5.0	7	0
McCardell	2	6	3.0	3	0
Osgood	1	4	4.0	4	0
Pinnock	1	4	4.0	4	0
Rivers	1	-1	-1.0	-1	0
Chargers	465	2072	4.5	83t	22
Opponents	386	1349	3.5	46	14

Receiving	No.	Yds.	Avg.	Long	TD
Gates	89	1101	12.4	38	10
McCardell	70	917	13.1	54	9
Parker	57	725	12.7	49	3
Tomlinson	51	370	7.3	41	2
Caldwell	28	352	12.6	43	1
Neal	24	145	6.0	21	1
Peelle	11	38	3.5	11	1
Jackson	3	59	19.7	21	0
Sproles	3	10	3.3	6	0
Osgood	2	21	10.5	15	0
Chargers	338	3738	11.1	54	27
Opponents	338	3888	11.5	56	20

Interceptions	No.	Yds.	Avg.	Long	TD
Jue	3	28	9.3	20	0
Edwards	2	15	7.5	14	0
Hart	1	110	110.0	70t	2
Fletcher	1	19	19.0	19	0
Jammer	1	14	14.0	14	0
Wilhelm	1	10	10.0	10	0
Florence	1	9	9.0	9	0
Chargers	10	205	20.5	70t	2
Opponents	16	230	14.4	51	1

Punting	No.	Yds.	Avg.	Net	TB	I-20	Lg.	B
Scifres	71	3104	43.7	38.0	8	25	71	0
Chargers	71	3104	43.7	38.0	8	25	71	0
Opponents	78	3274	42.0	37.6	5	19	65	0

Punt Returns	Ret.	FC	Yds.	Avg.	Lg.	TD
Parker	18	9	106	5.9	15	0
Sproles	18	5	108	6.0	23	0
McCardell	3	3	31	10.3	14	0
Chargers	39	17	245	6.3	23	0
Opponents	26	19	244	9.4	52	0

Kickoff Returns	Ret.	Yds.	Avg.	Long	TD
Sproles	63	1528	24.3	58	0
Caldwell	3	99	33.0	60	0
Parker	1	16	16.0	16	0
Pinnock	1	24	24.0	24	0
Turner	1	0	0.0	0	0
Chargers	69	1667	24.2	60	0
Opponents	83	1856	22.4	54	0

Field Goals	1-19	20-29	30-39	40-49	50+
Kaeding	1/1	3/3	9/9	8/11	0/0
Chargers	1/1	3/3	9/9	8/11	0/0
Opponents	0/0	8/9	6/7	5/5	1/8

Defensive Tackles (solo-ast-total-pd-ff-fr-ftl): Edwards 114-40-154-11-2-0-2, Godfrey 56-22-78-3-1-1-4, Jammer 60-12-72-19-1-0-0, Kiel 49-10-59-6-1-0-0, Florence 47-7-54-11-0-0-2, Merriman 41-13-54-5-2-0-7, Williams 40-13-53-4-0-1-8, Castillo 37-12-49-3-1-0-6, Jue 30-12-42-8-0-0-0, Foley 28-10-38-3-1-0-2, Hart 26-9-35-6-1-2-0, Cooper 20-10-30-0-0-1-0, Olschansky 18-11-29-0-0-0-3, Fletcher 20-8-20-5-0-0-1, Davis 23-3-26-3-1-0-1, Cesaire 17-8-25-0-0-0-1, Leber 18-4-22-1-0-1-4, Phillips 18-2-20-2-2-1-3, Wilhelm 13-3-16-1-0-0-0, Wilson 12-2-14-0-0-0-0, Scott 11-2-13-2-0-0-0, Harris 2-0-2-1-0-0-0, Robinson 1-1-2-0-0-0-0, Bingham 1-0-1-0-0-0-0, McGarran 1-0-1-0-0-0-0, Ball 0-1-1-0-0-0-0

2004 FINAL STATISTICS

[12-4 Overall] First AFC West - Marty Schottenheimer
Home (7-1); Away (5-3); Postseason (0-1)

Date	W/L	Score	Opponent	Att.
09/12	W	27-20	at Houston	70,255
09/19	L	28-34	New York Jets	57,310
09/26	L	13-23	at Denver	74,533
10/03	W	38-17	Tennessee	54,006
10/10	W	34-21	Jacksonville	52,101
10/17	L	20-21	at Atlanta	70,187
10/24	W	17-6	at Carolina	73,096
10/31	W	42-14	Oakland †	66,210
11/07	W	43-17	New Orleans	59,662
11/21	W	23-17	at Oakland	46,905
11/28	W	34-31	at Kansas City	77,447
12/05	W	20-17	Denver †	65,395
12/12	W	31-24	Tampa Bay †	65,858
12/19	W	21-0	at Cleveland	72,489
12/26	L	31-34 OT	at Indianapolis	57,330
01/02	W	24-17	Kansas City †	64,920

AFC Wild Card Playoffs

01/08	L	17-20 OT	New York Jets †	67,536
-------	---	----------	-----------------	--------

Team Statistics

	Chargers	Opponents
TOTAL FIRST DOWNS	328	320
Rushing	131	79
Passing	160	200
Penalty	37	41
Third Down: Made/Att.	97/208	69/196
Third Down Pct.	.466	.352
Fourth Down: Made/Att.	5/8	13/24
Fourth Down Pct.	.625	.542
TOTAL NET YARDS	5542	5360
Avg. Per Game	346.4	335.0
Total Plays	996	991
Avg. Per Play	5.6	5.4
NET YARDS RUSHING	2185	1307
Avg. Per Game	136.6	81.7
Total Rushes	525	355
NET YARDS PASSING	3357	4053
Avg. Per Game	209.8	253.3
Sacked/Yards Lost	21/149	29/142
Gross Yards	3506	4195
Attempts/Completions	450/288	607/372
Completion Pct.	.640	.613
Had Intercepted	8	23
PUNTS/AVERAGE	69/43.1	64/42.4
NET PUNTING AVG.	69/38.4	64/37.0
PENALTIES/YARDS	108/875	109/940
FUMBLES/BALL LOST	27/10	19/10
TOUCHDOWNS	55	36
Rushing	24	15
Passing	29	19
Returns	2	2
TIME OF POSSESSION	31:30	28:30

Score by Quarters

Chargers	Q1	Q2	Q3	Q4	OT	PTS.
Chargers	92	138	106	110	0	446
Opponents	37	97	52	125	3	313

Scoring

TD	RU	PA	RT	PAT	FG	S	PTS.	
Kaeding	0	0	0	0	54/55	20/25	0	114
Tomlinson	18	17	1	0	0/0	0/0	0	108
Gates	13	0	13	0	0/0	0/0	0	78
Parker	4	0	4	0	0/0	0/0	0	24
Caldwell	3	0	3	0	0/0	0/0	0	18
Chatman	3	3	0	0	0/0	0/0	0	18
Brees	2	2	0	0	0/0	0/0	0	12
Dwight	2	0	1	1	0/0	0/0	0	12
Flutie	2	2	0	0	0/0	0/0	0	12
Osgood	2	0	2	0	0/0	0/0	0	12
Peelle	2	0	2	0	0/0	0/0	0	12
D. Edwards	1	0	0	1	0/0	0/0	0	6
Floyd	1	0	1	0	0/0	0/0	0	6
Krause	1	0	1	0	0/0	0/0	0	6
McCardell	1	0	1	0	0/0	0/0	0	6
Chargers	55	24	29	2	54/55	20/25	1	446
Opponents	36	15	19	2	33/34	20/27	0	313

2-Pt. Conversions: Chargers 0-0, Opponents 2-2

Sacks: Foley 10.0, Phillips 4.0, Williams 4.0, Godfrey 2.0, Leber 2.0, Scott 1.5, Dingle 1.0, D. Edwards 1.0, Fisk 1.0, Kiel 1.0, Olschansky 1.0, Cesaire 0.5, **Chargers 29.0**, Opponents 21.0

Special Teams Tackles (Solo-ast-total): Hart 13-2-15, Milligan 13-2-15, Osgood 13-0-13, Fletcher 11-0-11, Chatman 9-1-10, Cooper 7-2-9, Phillips 7-2-9, Wilhelm 5-3-8, Peelle 4-0-4, Florence 3-1-4, Moreno 3-1-4, Piggins 3-0-3, Butler 0-3-3, Dwight 2-0-2, Kaeding 2-0-2, Layne 2-0-2, Leber 2-0-2, Turner 2-0-2, Binn 1-0-1, Kiel 1-0-1, Polk 1-0-1, Scifres 1-0-1

Passing	Att.	Comp.	Yds.	Kel.	Comp.%	Yds./Att.
Brees	400	262	3159	.655	7.90	
Flutie	38	20	276	.526	7.26	
Rivers	8	5	33	.625	4.13	
Tomlinson	2	1	38	.500	19.00	
McCardell	1	0	0	.000	0.00	
Scifres	1	0	0	.000	0.00	
Chargers	450	288	3506	.640	7.79	
Opponents	607	372	4195	.613	6.91	

Rushing	No.	Yds.	Avg.	Long	TD
Tomlinson	339	1335	3.9	42	17
Chatman	65	392	6.0	52	3
Turner	20	104	5.2	30	0
Brees	53	85	1.6	22	2
Dwight	4	54	13.5	48	0
Neal	16	53	3.3	8	0
Parker	4	53	13.3	38	0
Caldwell	4	45	11.3	20	0
Flutie	5	39	7.8	20	2
Pinnoch	9	26	2.9	11	0
McCardell	1	3	3.0	3	0
Shaw	1	1	1.0	1	0
Rivers	4	-5	-1.2	-1	0

Chargers	525	2185	4.2	52	24
Opponents	355	1307	3.7	26	15

Receiving	No.	Yds.	Avg.	Long	TD
Gates	81	964	11.9	72t	13
Tomlinson	53	441	8.3	74t	1
Parker	47	690	14.7	79t	4
McCardell	31	393	12.7	31	1
Caldwell	18	310	17.2	58t	3
Osgood	15	308	20.5	65	2
Neal	13	66	5.1	12	0
Peelle	10	84	8.4	17t	2
Krause	5	81	16.2	29	1
Turner	4	8	2.0	7	0
Floyd	3	49	16.3	27	1
Pinnoch	3	26	8.7	14	0
Dwight	2	31	15.5	23t	1
Chatman	2	17	8.5	17	0
Brees	1	38	38.0	38	0

Chargers	288	3506	12.2	79t	29
Opponents	372	4195	11.3	50	19

Interceptions

No.	Yds.	Avg.	Long	TD	
D. Edwards	5	49	9.8	30t	1
Florence	4	54	13.5	40	0
Wilson	3	12	4.0	12	0
Kiel	2	31	15.5	31	0
Foley	2	4	2.0	4	0
Hart	1	13	13.0	13	0
Jammer	1	12	12.0	12	0
Davis	1	4	4.0	4	0
Dingle	1	1	1.0	1	0
Fletcher	1	0	0.0	0	0
Phillips	1	0	0.0	0	0
Wilhelm	1	0	0.0	0	0

Chargers	23	180	7.8	40	1
Opponents	8	66	8.3	25	0

Punting

No.	Yds.	Avg.	Net	TB	I-20	Lg.	B	
Scifres	69	2974	43.1	38.4	8	29	60	0
Chargers	69	2974	43.1	38.4	8	29	60	0
Opponents	64	2713	42.4	37.0	5	13	59	0

Punt Returns

Ret.	FC	Yds.	Avg.	Lg.	TD	
Parker	27	10	237	8.8	32	0
Dwight	1	5	6	6.0	6	0
Florence	1	0	0	0.0	0	0
Chargers	29	15	243	8.4	32	0
Opponents	23	23	164	7.1	38	0

Kickoff Returns

Ret.	Yds.	Avg.	Long	TD	
Dwight	50	1222	24.4	87t	1
Chatman	4	89	22.3	35	0
Welker	4	102	25.5	33	0
Butler	2	35	17.5	24	0
Neal	1	12	12.0	12	0
Turner	1	18	18.0	18	0
D. Edwards	0	0	—	—	0
Chargers	62	1478	23.8	87t	1
Opponents	83	1846	22.2	96t	2

Field Goals

1-19	20-29	30-39	40-49	50+	
Kaeding	1/1	9/11	2/2	5/6	3/5
Chargers	1/1	9/11	2/2	5/6	3/5
Opponents	0/0	11/11	6/9	2/6	1/1

Kaeding (48G,29G) () (23G,51G) (31G) (21G,28G) (53G,28G) (29N,44G) () (40G,27G) (42N,19G) (29N,52N,25G,43G) (23G,23G) (51N,40G) () (50G) (34G)

Defensive Tackles

(Solo-ast-total-pd-ff-fr): Edwards 105-46-151-14-3-0-4, Kiel 71-25-96-10-0-1-2, Godfrey 68-19-87-3-3-1-8, Wilson 52-23-75-4-1-0-2, Foley 48-17-65-12-5-2-4, Jammer 53-9-62-10-0-0-1, Leber 47-11-58-1-0-1-3, Olschansky 24-15-39-2-0-0-4, Davis 32-6-38-10-0-0-0, Cooper 25-8-33-2-0-1-1, Florence 28-4-32-8-0-2-0, Williams 25-7-32-4-0-0-1, Fisk 19-11-30-2-0-0-1, Fletcher 24-3-27-5-0-1-0, Cesaire 18-6-24-3-0-0-1, Scott 14-5-19-2-0-0-5, Phillips 14-4-18-3-0-2-0, Hart 5-4-9-2-0-0-1, Moreno 6-2-8-0-0-0-1, Dingle 3-3-6-1-0-0-1, Wilhelm 5-0-5-2-0-0-0, Butler 3-1-4-0-0-0-0, Milligan 3-1-4-1-0-0-0, Ball 2-1-3-2-0-0-0, Downing 1-0-1-0-0-0-0

TD	TD%	Int.	Int. %	Long	Sack/Lost	Rating	
Chargers	27	.068	7	.018	79t	18/131	104.8
Opponents	1	.026	0	.000	29	1/7	85.0
Chargers	1	.125	0	.000	13t	1/10	110.9
Opponents	0	.000	0	.000	38	1/1	95.8
Chargers	0	.000	0	.000	0	0/0	39.6
Opponents	0	.000	1	1.000	0	0/0	0.0
Chargers	29	.064	8	.018	79t	21/149	102.0
Opponents	19	.031	23	.038	50	29/142	76.6

2003 FINAL STATISTICS

(4-12 Overall) Fourth AFC West - Marty Schottenheimer
Home (2-6)*; Away (2-6)

Date	W/L	Score	Opponent	Att.
09/07	L	14-27	at Kansas City	78,048
09/14	L	13-37	Denver †	65,445
09/21	L	10-24	Baltimore †	52,028
09/28	L	31-34 OT	at Oakland	54,078
10/05	L	21-27	at Jacksonville	48,954
10/19	W	26-20	at Cleveland	73,238
10/27	L	10-26	Miami †*	73,014
11/02	L	7-20	at Chicago	61,500
11/09	W	42-28	Minnesota †	64,738
11/16	L	8-37	at Denver	75,217
11/23	L	27-34	Cincinnati †	52,069
11/30	L	24-28	Kansas City †	57,671
12/07	W	14-7	at Detroit	61,544
12/14	L	21-38	Green Bay †	64,978
12/21	L	24-40	at Pittsburgh	52,527
12/28	W	21-14	Oakland †	62,222

* Oct. 27 Game Played at Arizona's Sun Devil Stadium

Team Statistics	Chargers	Opponents
TOTAL FIRST DOWNS	290	326
Rushing	117	124
Passing	146	178
Penalty	27	24
Third Down: Made/Att.	62/197	97/231
Third Down Pct.	.315	.420
Fourth Down: Made/Att.	10/19	10/18
Fourth Down Pct.	.526	.556
TOTAL NET YARDS	5167	5593
Avg. Per Game	322.9	349.6
Total Plays	971	1072
Avg. Per Play	5.3	5.2
NET YARDS RUSHING	2146	2218
Avg. Per Game	134.1	138.6
Total Rushes	417	518
NET YARDS PASSING	3021	3375
Avg. Per Game	188.8	210.9
Sacked/Yards Lost	29/205	30/200
Gross Yards	3226	3575
Attempts/Completions	525/297	524/322
Completion Pct.	.566	.615
Had Intercepted	19	13
PUNTS/AVERAGE	83/41.6	74/42.7
NET PUNTING AVG.	83/36.0	74/36.4
PENALTIES/YARDS	126/1016	110/1006
FUMBLES/BALL LOST	20/12	22/7
TOUCHDOWNS	38	57
Rushing	16	12
Passing	21	36
Returns	1	5
TIME OF POSSESSION	27:52	32:08

Score by Quarters	Q1	Q2	Q3	Q4	OT	PTS.
Chargers	60	86	50	117	0	313
Opponents	121	140	60	117	3	441

Scoring	TD	RU	PA	RT	PAT	FG	S	PTS.
Tomlinson	17	13	4	0	0/0	0/0	0	102
Christie	0	0	0	0	36/36	15/20	0	81
Boston	7	0	7	0	0/0	0/0	0	44
E. Parker	3	0	3	0	0/0	0/0	0	18
Flutie	2	2	0	0	0/0	0/0	0	12
Gates	2	2	0	0	0/0	0/0	0	12
Osgood	2	0	2	0	0/0	0/0	0	12
Brees	1	0	1	0	0/0	0/0	0	6
Lassiter	1	0	1	0	0/0	0/0	0	6
Neal	1	1	0	0	0/0	0/0	0	6
Norman	1	0	1	0	0/0	0/0	0	6
Peelle	1	0	1	0	0/0	0/0	0	6
Alexander	0	0	0	0	0/0	0/0	0	2
Chargers	38	16	21	1	36/36	15/20	0	313
Opponents	53	12	36	5	52/53	23/26	1	441

2-Pt. Conversions: Alexander, Boston, Chargers 2-2, Opponents 0-0

Sacks: Scott 6.5, Dingle 6.0, R. Johnson 4.0, Leber 3.0, Wiley 3.0, Moreno 2.0, Cooper 1.0, Fisk 1.0, Leverette 1.0, Williams 1.0, Wilson 1.0, Edwards 0.5, Chargers 3.0, Opponents 29.0

Special Teams Tackles (solo-ast-total): Chatman 16-0-16, Polk 14-2-16, Osgood 8-1-9, Kiel 7-2-9, Cooper 8-0-8, Binn 7-1-8, House 7-1-8, Pinnock 5-0-5, Johnson 3-2-5, Florence 4-0-4, Gates 4-0-4, Bennett 2-0-2, Mattos 2-0-2, Peelle 2-0-2, Ross 2-0-2, Wilhelm 2-0-2, Christie 1-0-1, Fox 1-0-1, Norman 1-0-1, Scifres 1-0-1, Wilson 1-0-1

Passing	Att.	Comp.	Yds.	Comp.%	Yds./Att.
Brees	356	205	2108	.576	5.92
Flutie	167	91	1097	.545	6.57
Bennett	1	0	0	.000	0.00
Tomlinson	1	1	21	100.0	21.00
Chargers	525	297	3226	.566	6.14
Opponents	524	322	3575	.615	6.82

Rushing	No.	Yds.	Avg.	Long	TD
Tomlinson	313	1645	5.3	73t	13
Flutie	33	168	5.1	17	2
Dwight	9	88	9.8	20	0
Brees	21	84	4.0	18	0
Neal	18	40	2.2	7	1
Caldwell	5	39	7.8	14	0
L. Johnson	4	26	6.5	18	0
E. Parker	3	21	7.0	13	0
Boston	3	18	6.0	13	0
Chatman	8	17	2.1	6	0
Chargers	417	2146	5.1	73t	16
Opponents	518	2218	4.3	58	12

Receiving	No.	Yds.	Avg.	Long	TD
Tomlinson	100	725	7.3	73t	4
Boston	70	880	12.6	46t	7
Gates	24	389	16.2	48	2
E. Parker	18	244	13.6	33t	3
Peelle	16	133	8.3	24	1
Neal	16	62	3.9	11	0
Dwight	14	193	13.8	32	0
Osgood	13	278	21.4	57t	2
Caldwell	8	80	10.0	15	0
Gilliam	6	95	15.8	37	0
Norman	6	72	12.0	21t	1
Chatman	5	54	10.8	23	0
Brees	1	21	21.0	21t	1
Chargers	297	3226	10.9	73t	21
Opponents	322	3575	11.1	60t	36

Interceptions	No.	Yds.	Avg.	Long	TD
Jammer	4	6	1.5	6	0
Davis	2	48	24.0	41	0
Edwards	2	27	13.5	15	0
Kiel	2	15	7.5	15	0
Lassiter	1	38	38.0	38t	1
Cooper	1	25	25.0	25	0
Wilson	1	-2	-2.0	-2	0
Chargers	13	157	12.1	41	1
Opponents	19	196	10.3	32	1

Punting	No.	Yds.	Avg.	Net	TB	I-20	Lg.	B
Bennett	82	3436	41.9	36.2	3	28	56	0
Christie	1	20	20.0	0	1	20	0	0
Chargers	83	3456	41.6	36.0	3	29	56	0
Opponents	74	3162	42.7	36.4	4	16	73	0

Punt Returns	Ret.	FC	Yds.	Avg.	Lg.	TD
L. Johnson	24	5	184	7.7	21	0
E. Parker	23	2	207	9.0	49	0
Dwight	2	2	0	0.0	2	0
Chargers	49	9	391	8.0	49	0
Opponents	38	20	409	10.8	80t	2

Kickoff Returns	Ret.	Yds.	Avg.	Long	TD
L. Johnson	50	1151	23.0	60	0
Dwight	22	488	22.2	32	0
Florence	4	47	11.8	24	0
Chatman	2	31	15.5	23	0
Pinnock	2	50	25.0	41	0
Carson TM	1	13	13.0	13	0
Neal	1	1	1.0	1	0
Peelle	1	14	14.0	14	0
Scott	1	9	9.0	9	0
Chargers	84	1804	21.5	60	0
Opponents	67	1437	21.4	85t	1

Field Goals	1-19	20-29	30-39	40-49	50+
Christie	1/1	6/6	3/3	3/7	2/3
Chargers	1/1	6/6	3/3	3/7	2/3
Opponents	0/0	5/6	5/6	12/13	1/1

Christie (1) (19G,25G) (24G,50N) (32G) (144G,50G,43N,42G,32G) (51G) (46N) (1) (1)
(48G,26G) (40B,48B,21G) (1) (20G,26G) (31G) (1)

Defensive Tackles (solo-ast-total-pd-ff-fr) Edwards 124-38-162-9-1-0, Moreno 78-17-95-4-1-2, Wilson 63-19-82-8-3-0, Leber 64-11-75-1-1-0, Jammer 57-14-71-13-0-1, Kiel 52-7-59-4-0-0, Lassiter 51-9-59-1-0, Davis 45-13-58-10-0-0, Fisk 41-10-51-0-0-1, Wiley 38-33-51-4-2-1, Dingle 31-6-37-1-2-1, Williams 24-9-33-1-1-0, Leverette 17-6-23-0-0-0, Fox 18-4-22-2-0-0, Scott 14-4-18-1-0-0, Florence 16-0-16-2-0-0, Johnson 12-1-13-0-2-0, Cooper 5-3-8-1-0-0, Polk 5-1-6-0-0-0, Salave'a 2-3-5-1-0-0, House 3-0-3-4-0-0, Cody 2-1-3-0-0-0, Cesaire 1-2-3-0-0-0, Carson 2-0-2-1-0-0, Hand 2-0-2-0-0-0

2002 FINAL STATISTICS

[8-8 Overall] Third AFC West - Marty Schottenheimer
Home (5-3); Away (3-5)

Date	W/L	Score	Opponent	Att.
09/08	W	34-6	at Cincinnati	53,705
09/15	W	24-3	Houston †	56,098
09/22	W	23-15	at Arizona	28,980
09/29	W	21-14	New England †	66,463
10/06	L	9-26	at Denver †	75,065
10/13	W	35-34	Kansas City †	58,995
10/20	W	27-21 OT	at Oakland	60,974
11/03	L	13-44	New York Jets †	59,772
11/10	L	24-28	at St. Louis	66,093
11/17	W	20-17 OT	San Francisco †	67,161
11/24	L	3-30	at Miami	73,138
12/01	W	30-27 OT	Denver †	66,357
12/08	L	7-27	Oakland †	67,968
12/15	L	13-20	at Buffalo	61,838
12/22	L	22-24	at Kansas City	77,899
12/29	L	28-31 OT	Seattle †	52,159

Team Statistics		Chargers		Opponents	
TOTAL FIRST DOWNS		313	326		
Rushing		117	91		
Passing		166	205		
Penalty		30	30		
Third Down: Made/Att.		78/210	83/218		
Third Down Pct.		.371	.381		
Fourth Down: Made/Att.		4/12	7/11		
Fourth Down Pct.		.333	.636		

TOTAL NET YARDS		Chargers		Opponents	
Avg. Per Game		332.8	377.1		
Total Plays		1028	1056		
Avg. Per Play		5.2	5.7		
NET YARDS RUSHING		2137	1739		
Avg. Per Game		133.6	108.7		
Total Rushes		466	410		
NET YARDS PASSING		3188	4295		
Avg. Per Game		199.3	268.4		
Sacked/Yards Lost		24/180	39/23		

Gross Yards		Chargers		Opponents	
		3368	4526		
Attempts/Completions		538/324	607/375		
Completion Pct.		.602	.618		
Had Intercepted		16	17		
PUNTS/AVERAGE		89/39.8	83/40.1		
NET PUNTING AVG.		89/34.3	83/33.2		
PENALTIES/YARDS		100/805	103/854		
FUMBLES/BALL LOST		16/8	16/10		
TOUCHDOWNS		40	43		
Rushing		19	15		
Passing		17	26		
Returns		4	2		
TIME OF POSSESSION		29:57	30:03		

Score by Quarters		Q1	Q2	Q3	Q4	OT	PTS.
Chargers		61	109	63	88	12	333
Opponents		103	86	65	110	3	367

Scoring		TD	RU	PA	RT	PAT	FG	S	PTS.
Tomlinson		15	14	1	0	0/0	0/0	0	90
Christie		0	0	0	0	35/36	18/26	0	89
Conway		7	2	5	0	0/0	0/0	0	42
Caldwell		3	0	3	0	0/0	0/0	0	20
Dwight		3	1	2	0	0/0	0/0	0	18
McCrury		3	0	3	0	0/0	0/0	0	18
Edwards		2	0	0	2	0/0	0/0	0	12
Alexander		1	0	1	0	0/0	0/0	0	6
Brees		1	1	0	0	0/0	0/0	0	6
Fletcher		1	1	0	0	0/0	0/0	0	6
Johnson		1	0	0	1	0/0	0/0	0	6
McNeil		1	0	0	1	0/0	0/0	0	6
Norman		1	0	1	0	0/0	0/0	0	6
E. Parker		1	0	1	0	0/0	0/0	0	6

Chargers		40	19	17	4	25/26	18/26	1	333
Opponents		43	15	26	2	42/42	21/31	1	367

2-Pt. Conversions: Caldwell, Chargers 1-3, Opponents 1-1

Sacks: Johnson 6.5, Wiley 6.0, Leber 5.0, Dingle 4.0, Carson 3.5, Fisk 3.0, J. Williams 2.5, Harrison 2.0, Molden 2.0, Scott 2.0, Seau 1.5, Polk 1.0, Chargers 39.0, Opponents 24.0

Special Teams Tackles (solo-ast-total): Polk 13-0-13, Goodspeed 11-1-12. Moreno 8-3-11, Ruff 10-0-10, Peelle 7-0-7, Beckett 5-0-5, Chatman 4-0-4, Lyle 3-1-4, Cody 3-0-3, Leber 3-0-3, Sanchez 3-0-3, Janner 2-1-3, Bennett 2-0-2, Caldwell 2-0-2, Christie 2-0-2, Fletcher 2-0-2, Jenkins 2-0-2, McCrury 2-0-2, Binn 1-1-2, Norman 1-1-2, Fox 1-0-1, Richey 1-0-1

Passing	Att.	Comp.	Yds.	Comp. %	Yds./Att.	TD	TD %	Int.	Int. %	Long	Sack/Lost	Rating
Brees	526	320	3284	.608	6.24	17	.032	16	.030	52t	24/180	76.9
Flutie	11	3	64	.273	5.82	0	.000	0	.000	47	0/0	51.3
Caldwell	1	1	20	1.000	20.00	0	.000	0	.000	20	0/0	118.8
Chargers	538	324	3368	.602	6.26	17	.032	16	.030	52t	24/180	76.5
Opponents	607	375	4526	.618	7.46	26	.043	17	.028	99t	39/231	87.2

Rushing	No.	Yds.	Avg.	Long	TD
Tomlinson	372	1683	4.5	76	14
Brees	38	130	3.4	15	1
Fletcher	26	128	4.9	15	1
Dwight	12	108	9.0	20	1
Conway	7	53	7.6	22	2
Chatman	6	19	3.2	11	0
Caldwell	2	9	4.5	6	0
Flutie	1	6	6.0	6	0
McCrury	2	1	0.5	2	0
Chargers	466	2137	4.6	76	19
Opponents	410	1739	4.2	61t	15

Receiving	No.	Yds.	Avg.	Long	TD
Tomlinson	79	489	6.2	30	1
Conway	57	852	14.9	52t	5
Dwight	50	623	12.5	42	2
Alexander	45	510	11.3	32	1
Caldwell	22	208	9.5	26	3
McCrury	22	96	4.4	25	3
E. Parker	17	268	15.8	31t	1
Norman	16	201	12.6	29	1
Fletcher	10	62	6.2	13	0
Chatman	3	44	14.7	25	0
Peelle	3	15	5.0	10	0
Chargers	324	3368	10.4	52t	17
Opponents	375	4526	12.1	99t	26

Interceptions	No.	Yds.	Avg.	Long	TD
Edwards	5	95	19.0	46	1
Molden	3	9	3.0	8	0
Lyle	2	26	13.0	26	0
Harrison	2	2	1.0	2	0
Wiley	1	40	40.0	40	0
Fox	1	25	25.0	25	0
Seau	1	25	25.0	25	0
McNeil	1	16	16.0	16	0
Moreno	1	8	8.0	8	0
Chargers	17	246	14.5	46	1
Opponents	16	204	12.8	45	1

Punting	No.	Yds.	Avg.	Net	TB	I-20	Lg.	B
Bennett	87	3540	40.7	34.3	6	31	63	2
Chargers	89	3540	39.8	34.3	6	31	63	2
Opponents	83	3332	40.1	33.2	13	16	61	1

Punt Returns	Ret.	FC	Yds.	Avg.	Lg.	TD
Dwight	19	11	231	12.2	37	0
Vanover	16	4	86	5.4	16	0
Caldwell	2	0	-2	-1.0	0	0
Chargers	37	15	315	8.5	37	0
Opponents	36	28	369	10.3	52t	1

Kickoff Returns	Ret.	Yds.	Avg.	Long	TD
Jenkins	40	925	23.1	56	0
Vanover	14	323	23.1	39	0
Caldwell	9	220	24.4	39	0
Dwight	8	166	20.8	26	0
Carson	1	14	14.0	14	0
Fletcher	1	22	22.0	22	0
Chargers	73	1679	22.9	56	0
Opponents	53	1050	20.0	65	0

Field Goals	1-19	20-29	30-39	40-49	50+
Christie	0/0	8/8	5/6	4/9	1/3
Chargers	0/0	8/8	5/6	4/9	1/3
Opponents	0/0	9/10	6/6	3/9	3/6

Christie (28G, 27G) (36G) (50N) (50B) (24G) (|) (|) (|) (|) (41G) (44B, 36G, 40G) (38G, 42N) (42N, 20G, 40G, 49N, 38B, 27G) (|) (39G, 44N, 53G) (30G, 49G, 24G) (26G, 29G)

Defensive Tackles (solo-ast-total-pd-ff-fr): Edwards 100-29-129-11-0-1, Harrison 69-19-88-8-2-0, Seau 60-24-84-7-1-0, McNeil 72-7-79-12-0-4, Molden 68-11-79-9-2-2, Jammer 56-8-64-10-0-0, Leber 40-9-49-1-3-0, Johnson 31-9-40-1-0-1, Fisk 28-10-38-0-0, Wiley 31-5-36-5-1-0, Beckett 32-2-34-2-1-0, Moreno 28-4-32-1-0-0, Carson 22-9-31-3-0-1, Lyle 23-4-27-2-1-0, Dingle 24-1-25-0-0-1, Williams 20-4-24-2-1-0, Fox 17-6-23-3-0-0, Scott 8-0-8-2-1-0, Ruff 4-0-4-0-0-0, Sanchez 4-0-4-0-0-0, Cody 3-1-4-0-0-0, Polk 3-1-4-0-0-0, Wilson 3-0-3-0-0-0, Binn 0-1-1-0-0-0

2001 FINAL STATISTICS

[5-11 Overall] Fifth AFC West - Mike Riley
Home (4-4); Away (1-7)

Date	W/L	Score	Opponent	Att.
09/09	W	30-3	Washington †	60,629
09/23	W	33-21	at Dallas	63,430
09/30	W	28-14	Cincinnati †	56,048
10/07	L	16-20	at Cleveland	73,018
10/14	L	26-29 OT	at New England	60,292
10/21	W	27-10	Denver †	67,521
10/28	W	27-24	Buffalo †	63,698
11/04	L	20-25	Kansas City †	58,789
11/11	L	16-26	at Denver	74,951
11/18	L	24-34	at Oakland	61,960
11/25	L	17-20	Arizona †	49,398
12/02	L	10-13 OT	at Seattle	55,466
12/09	L	14-24	at Philadelphia	65,438
12/15	L	6-13	Oakland †	67,349
12/23	L	17-20	at Kansas City	76,131
12/30	L	22-25	Seattle †	51,412

Team Statistics

	Chargers	Opponents
TOTAL FIRST DOWNS	290	290
Rushing	92	99
Passing	177	166
Penalty	21	25
Third Down: Made/Att.	79/221	84/224
Third Down Pct.	.357	.375
Fourth Down: Made/Att.	3/4	7/12
Fourth Down Pct.	.750	.583
TOTAL NET YARDS	5200	4904
Avg. Per Game	325.0	306.5
Total Plays	1010	1025
Avg. Per Play	5.1	4.8
NET YARDS RUSHING	1695	1504
Avg. Per Game	105.9	94.0
Total Rushes	435	449
NET YARDS PASSING	3505	3400
Avg. Per Game	219.1	212.5
Sacked/Yards Lost	27/180	41/218
Gross Yards	3685	3618
Attempts/Completions	548/309	535/317
Completion Pct.	.564	.593
Had Intercepted	18	19
PUNTS/AVERAGE	78/42.1	90/42.1
NET PUNTING AVG.	36.9	36.8
PENALTIES/YARDS	97/777	79/632
FUMBLES/BALL LOST	26/11	33/12
TOUCHDOWNS	35	35
Rushing	13	10
Passing	16	24
Returns	6	1
TIME OF POSSESSION	30:15	29:45

Score by Quarters

Chargers	Q1	Q2	Q3	Q4	OT	PTS.
Chargers	81	51	81	119	0	332
Opponents	60	109	46	100	6	321

Scoring

	TD	RU	PA	RT	PAT	FG	S	PTS.
Richey	0	0	0	0	26/26	21/32	0	89
Tomlinson	10	10	0	0	0/0	0/0	0	60
Conway	7	1	6	0	0/0	0/0	0	42
Christie TM	0	0	0	0	6/6	9/11	0	33
J. Graham	5	0	5	0	0/0	0/0	0	30
F. Jones	4	0	4	0	0/0	0/0	0	24
Dwight	2	1	0	1	0/0	0/0	0	12
Jenkins	2	0	0	2	0/0	0/0	0	12
Flutie	1	1	0	0	0/0	0/0	0	6
Harris	1	0	0	1	0/0	0/0	0	6
Heiden	1	0	1	0	0/0	0/0	0	6
Johnson	1	0	0	1	0/0	0/0	0	6
Perry	1	0	0	1	0/0	0/0	0	6
Chargers	35	13	16	6	32/32	30/43	0	332
Opponents	35	10	24	1	31/33	26/35	0	321

2-Pt. Conversions: Chargers 0-3, Opponents 1-2

Sacks: Wiley 13.0, Johnson 9.5, R. Harrison 3.5, Carson 3.0, Dixon 2.0, Parrella 2.0, Dingle 1.0, Fontenot 1.0, L. Harrison 1.0, Moreno 1.0, Rogers 1.0, Ruff 1.0, Seau 1.0, Tanuvasa 1.0. **Chargers 41.0.** Opponents 27.0

Special Teams Tackles [solo-ast-total]: Humphrey 9-5-14, Harris 10-2-12, Carswell 10-0-10, Jenkins 10-0-10, Moreno 9-1-10, Beckett 6-0-6, Sanchez 5-0-5, McCrary 4-1-5, Rogers 4-1-5, Cody 4-0-4, Holecek 4-0-4, Polk 4-0-4, Perry 1-3-4, Binn 3-0-3, Ruff 3-0-3, Richey 2-1-3, L. Harrison 2-0-2, Heiden 2-0-2, Fletcher 1-0-1

Passing	Att.	Comp.	Yds.	Comp. %	Yds./Att.
Flutie	521	294	3464	.564	6.65
Brees	27	15	221	.556	8.19
Chargers	548	309	3685	.564	6.72
Opponents	535	317	3618	.593	6.76

Rushing	No.	Yds.	Avg.	Long	TD
Tomlinson	339	1236	3.6	54	10
Flutie	53	192	3.6	16	1
Conway	7	116	16.6	67t	1
Fletcher	29	107	3.7	16	0
Dwight	2	24	12.0	16t	1
Brees	2	18	9.0	13	0
McCrary	2	3	1.5	2	0
Jenkins	1	-1	-1.0	-1	0
Chargers	435	1695	3.9	67t	13
Opponents	449	1504	3.3	26	10

Receiving	No.	Yds.	Avg.	Long	TD
Conway	71	1125	15.8	72t	6
Tomlinson	59	367	6.2	27	0
J. Graham	52	811	15.6	61t	5
F. Jones	35	388	11.1	34	4
Dwight	25	406	16.2	78	0
Fletcher	23	184	8.0	27	0
Gaylor	14	217	15.5	31	0
McCrary	13	71	5.5	12	0
Heiden	8	55	6.9	16	1
R. Jones TM	5	29	5.8	11	0
Batteaux	3	25	8.3	17	0
Harris	1	7	7.0	7	0
Chargers	309	3685	11.9	78	16
Opponents	317	3618	11.4	80t	24

Interceptions	No.	Yds.	Avg.	Long	TD
McNeil	8	55	6.9	33	0
R. Harrison	2	51	25.5	27t	1
Perry	2	37	18.5	32	1
Cody	2	3	1.5	3	0
Beckett	1	8	8.0	8	0
Dixon	1	6	6.0	6	0
Seau	1	2	2.0	2	0
Fontenot	1	0	0.0	0	0
Molden	1	0	0.0	0	0
Chargers	19	162	8.5	37t	1
Opponents	18	135	7.5	41	0

Punting	No.	Yds.	Avg.	Net	TB	I-20	Lg.	B
Bennett	78	3308	42.4	36.9	4	25	62	0
Chargers	78	3308	42.4	36.9	4	25	62	0
Opponents	90	3789	42.1	36.8	3	25	63	0

Punt Returns	Ret.	FC	Yds.	Avg.	Lg.	TD
Dwight	24	12	271	11.3	84t	1
Milburn TM	17	4	139	8.2	19	0
R. Jones TM	3	0	5	1.7	5	0
Chargers	44	16	415	9.4	84t	1
Opponents	32	15	346	10.8	40	0

Kickoff Returns	Ret.	Yds.	Avg.	Long	TD
Jenkins	58	1541	26.6	93t	2
R. Jones TM	4	126	31.5	74	0
Carson	1	10	10.0	10	0
Fletcher	1	11	11.0	11	0
Harris	1	19	19.0	19	0
Whitman	1	9	9.0	9	0
Chargers	66	1716	26.0	93t	2
Opponents	64	1671	26.1	70	0

Field Goals	1-19	20-29	30-39	40-49	50+
Richey	0/0	13/15	4/7	3/7	1/3
Christie TM	0/0	4/4	3/5	2/2	0/0
Chargers	0/0	17/19	7/12	5/9	1/3
Opponents	1/1	11/11	6/6	7/16	1/1
Richey	(21G,48G,32G)	(22G,24G,23G,41N,43G)	(38N)	(22G,21G,38G)	
(21G,36N,27G,59N)	(21G,51G)	(37G,25G,36N,41N)	(43N,48G,35G)	(29G)	(26G)
(25N,26G,27N)	(53N) (1)	(46N)	(1)		
Christie (1)	(1)	(1)	(1)	(1)	(1)
(1)	(26G)	(34N,37N)	(29G,31G)	(27G)	(32G,25G,40G,41G,36G)

Defensive Tackles [solo-ast-total-pd-ff-r]: R. Harrison 91-17-108-13-2-1, Seau 84-12-96-6-2-1, Beckett 72-21-93-5-1-1, McNeil 65-12-77-6-1-0, Ruff 59-15-74-0-1, Parrella 61-6-67-1-0-1, Dixon 48-14-62-3-0-0, Cody 53-6-59-5-0-0, Wiley 38-9-47-2-5-0, Johnson 28-10-38-1-2-2, Carson 24-9-33-3-0-2, Perry 20-4-24-5-1-0, Molden 18-1-19-5-0-0, L. Harrison 15-2-17-1-0-0, Sanchez 14-0-14-1-0-0, Dingle 10-1-11-1-0-0, Holecek 8-1-9-0-0-0, Mohring 5-3-8-1-0-0, Carswell 4-3-7-0-0-0, Fontenot 4-3-7-1-0-0, Moreno 5-1-6-0-1-0, Rogers 3-1-4-0-0-0, Williams 2-0-2-0-0-1, Turner 1-1-2-0-0-0, Harris 1-0-1-0-1-1, Tanuvasa 1-0-1-0-0-0, Richey 0-1-0-1-0-0

TD	TD%	Int.	Int. %	Long	Sack/Lost	Rating
15	.029	18	.035	78	25/168	72.0
1	.037	0	.000	40	2/12	96.8
16	.029	18	.033	78	27/180	73.1
24	.045	19	.036	80t	41/218	79.8

2000 FINAL STATISTICS

[1-15 Overall] Fifth AFC West - Mike Riley Home (1-7); Away (0-8)

Date	W/L	Score	Opponent	Att.
09/03	L	6-9	at Oakland	56,373
09/10	L	27-28	New Orleans †	51,300
09/17	L	10-42	at Kansas City	77,604
09/24	L	12-20	Seattle †	47,233
10/01	L	31-57	at St. Louis	66,010
10/08	L	7-21	Denver †	56,079
10/15	L	24-27 OT	at Buffalo	72,351
10/29	L	13-15	Oakland †	66,659
11/05	L	15-17	at Seattle	59,884
11/12	L	7-17	Miami †	56,896
11/19	L	37-38	at Denver	75,218
11/26	W	17-16	Kansas City †	47,228
12/03	L	17-45	San Francisco †	57,255
12/10	L	3-24	at Baltimore	68,805
12/17	L	22-30	at Carolina	72,159
12/24	L	21-34	Pittsburgh †	50,809

Team Statistics		Chargers	Opponents
TOTAL FIRST DOWNS			
Rushing		251	312
Passing		63	76
Penalty		156	195
		32	41
Third Down: Made/Att.		72/129	91/242
Third Down Pct.		.329	.376
Fourth Down: Made/Att.		3/14	5/9
Fourth Down Pct.		.214	.556

TOTAL NET YARDS			
Avg. Per Game		268.8	309.9
Total Plays		982	1061
Avg. Per Play		4.4	4.7
NET YARDS RUSHING			
Avg. Per Game		106.2	142.2
Total Rushes		66.4	88.9
Avg. Per Rush		35.1	47.0
NET YARDS PASSING			
Avg. Per Game		32.38	35.37
Sacked/Yards Lost		20.4	22.1
Gross Yards		53/302	39/249
Attempts/Completions		3540	3786
Completion Pct.		578/311	552/326
Had Intercepted		.539	.591
PUNTS/AVERAGE		30	16
NET PUNTING AVG.		92/46.2	91/41.5
PENALTIES/YARDS		36.2	36.4
FUMBLES/BALL LOST		121/1036	106/851
TOUCHDOWNS		38/20	50
Rushing		19	7
Passing		31	33
Returns		7	7

TIME OF POSSESSION

Chargers 28:08 Opponents 31:52

Score by Quarters

Chargers	Q1	Q2	Q3	Q4	OT	PTS.
Opponents	58	99	60	52	0	269
Chargers	77	128	110	122	3	440

Scoring	TD	RU	PA	RT	PAT	FG	S	PTS
Carney	0	0	0	0	27/27	18/25	0	81
Conway	5	0	5	0	0/0	0/0	0	30
F. Jones	5	0	5	0	0/0	0/0	0	30
Fletcher	4	3	1	0	0/0	0/0	0	24
J. Graham	4	0	4	0	0/0	0/0	0	24
Chaney	2	2	0	0	0/0	0/0	0	12
Fazande	2	2	0	0	0/0	0/0	0	12
McCrary	2	2	0	0	0/0	0/0	0	12
Dixon	1	0	0	1	0/0	0/0	0	6
Dumas	1	0	0	1	0/0	0/0	0	6
Gaylor	1	0	0	1	0/0	0/0	0	6
Harrison	1	0	0	1	0/0	0/0	0	6
Heiden	1	0	0	1	0/0	0/0	0	6
R. Jenkins	1	0	0	1	0/0	0/0	0	6
Turner	1	0	0	1	0/0	0/0	0	6
Fontenot	0	0	0	0	0/0	0/0	1	2
Chargers	31	7	19	5	27/27	18/25	1	269
Opponents	50	10	33	7	46/46	30/34	1	440

2-Pt. Conversions: Chargers 0-4, Opponents 1-4

Sacks: Parrella 7.0, Harrison 6.0, Mickell 6.0, Dixon 5.0, Fontenot 4.0, Seau 3.5, Dingle 2.5, Beckett 1.0, Dumas 1.0, Lewis 1.0, Rusk 1.0, Williams 1.0, Chargers 3.9, Opponents 53.0

Special Teams Tackles (solo-ast-total): Tovar 11-1-12, McCrary 11-0-11, Beckett 10-0-10, Turner 9-0-9, Taylor 8-1-9, Rusk 8-0-8, Heiden 7-0-7, Humphrey 6-1-7, Bynum 5-0-5, Darden 5-0-5, Davis 4-0-4, Reeves 3-1-4, Binn 3-0-3, Fletcher 3-0-3, R. Jenkins 3-0-3, Ruff 3-0-3, Denton 2-1-3, Bennett 1-0-1, Brown 1-0-1, Hatcher 1-0-1, Jackson 1-0-1

Passing	Att.	Comp.	Yds.	Comp.%	Yds./Att.	TD	TD%	Int.	Int.%	Long	Sack/Loss	Rating
Leaf	322	161	1883	.500	5.85	11	.034	18	.056	83t	31/155	56.2
Harbaugh	202	123	1416	.609	7.01	8	.040	10	.050	62t	14/96	74.6
Moreno	53	27	241	.509	4.55	0	.000	2	.038	26	8/51	47.8
Chaney	1	0	0	.000	0.00	0	.000	0	.000	0	0/0	39.6
Chargers	578	311	3540	.538	6.12	19	.033	30	.052	83t	53/302	61.8
Opponents	552	326	3786	.591	6.86	33	.060	16	.029	68t	39/249	87.7

Rushing	No.	Yds.	Avg.	Long	TD
Fletcher	116	384	3.3	21	3
Fazande	119	368	3.1	26	2
Chaney	42	141	3.4	14	2
Leaf	28	54	1.9	14	0
Conway	3	31	10.3	13	0
Bynum	7	26	3.7	9	0
Harbaugh	16	24	1.5	7	0
Moreno	5	20	4.0	13	0
McCrary	7	8	1.1	4	0
R. Jenkins	8	6	0.8	4	0
Chargers	351	1062	3.0	26	7
Opponents	470	1422	3.0	49	10

Receiving	No.	Yds.	Avg.	Long	TD
F. Jones	71	766	1.8	44	5
J. Graham	55	907	16.5	83t	4
Conway	53	712	13.4	68t	5
Fletcher	48	355	7.4	26	1
R. Jones	22	253	11.5	34	0
McCrary	18	141	7.8	19	2
Fazande	16	104	6.5	17	0
Gaylor	13	182	14.0	62t	1
Heiden	6	32	5.3	10	1
Ricks TM	3	35	11.7	23	0
Bynum	2	13	6.5	7	0
Jacquet	1	25	25.0	25	0
Davis	1	8	8.0	8	0
Chaney	1	6	6.0	6	0
R. Jenkins	1	1	1.0	1	0
Chargers	311	3540	11.4	83t	19
Opponents	326	3786	11.6	68t	33

Interceptions	No.	Yds.	Avg.	Long	TD
Harrison	6	97	16.2	63t	1
Seau	2	2	1.0	2	0
Turner	1	75	75.0	75t	1
Dumas	1	56	56.0	56t	1
Dixon	1	36	36.0	36t	1
Ruff	1	18	18.0	18	0
D. Jenkins	1	16	16.0	16	0
Beckett	1	7	7.0	7	0
Lewis	1	6	6.0	3	0
Brown	1	0	0.0	0	0
Chargers	16	313	19.6	75t	4
Opponents	30	515	17.2	69t	3

Punting	No.	Yds.	Avg.	Net	TB	I-20	LG	B
Bennett	92	4248	46.2	36.2	10	23	66	0
Chargers	92	4248	46.2	36.2	10	23	66	0
Opponents	91	3780	41.5	36.4	10	32	68	1

Punt Returns	Ret.	FC	Yds.	Avg.	Lg.	TD
Jacquet TM	30	8	211	7.0	35	0
R. Jones	9	3	53	5.9	17	0
J. Graham	3	6	7	2.3	7	0
Dumas	1	0	1	1.0	1	0
D. Jenkins	1	0	0	0.0	0	0
Chargers	44	17	272	6.2	35	0
Opponents	51	10	722	14.2	64t	1

Kickoff Returns	Ret.	Yds.	Avg.	Long	TD
R. Jenkins	67	1531	22.9	93t	1
Bynum	13	242	18.6	39	0
D. Graham	1	0	0.0	0	0
Jacox	1	8	8.0	8	0
R. Jones	1	11	11.0	11	0
Chargers	83	1792	21.6	93t	1
Opponents	61	1471	24.1	98t	1

Field Goals	1-19	20-29	30-39	40-49	50+
Carney	1/1	3/3	5/7	7/10	2/4
Chargers	1/1	3/3	5/7	7/10	2/4
Opponents	1/1	13/13	10/11	4/7	4/7
Carney () (42G,49G) (54G,51N) (41G,28G,24G,45G) (37G,49N) (34N) (36G) (40B) (51N,19G,41G,28G) (43N) (41G,31G,33G) (52G) (34G) (47G) (37B) ()					

Defensive Tackles (solo-ast-total-pd-ff-fr): Harrison 101-26-127-17-1-0, Seau 103-19-122-11-1-0, Dumas 64-11-75-6-0-0, Ruff 54-14-68-5-0-1, Parrella 54-11-65-6-1-0, Dixon 53-9-62-6-0-1, D. Jenkins 50-5-55-5-0-0, Williams 46-7-53-1-1-0, Beckett 28-11-39-2-0-0, Brown 28-7-35-10-0-0, Mickell 34-1-35-1-2-0, Lewis 28-2-30-4-1-1, Fontenot 21-4-25-1-1-0, Dingle 15-1-16-2-0-0, Darden 13-2-15-0-0-0, Mohring 9-2-11-0-0-0, Jackson 9-0-9-0-0-0, Turner 8-0-8-1-0-0, Tovar 5-2-7-0-0-0, Smith 5-1-6-1-0-0, Carson 5-0-5-0-0-0, Denton 3-0-3-1-0-0, Hatcher 3-0-3-0-0-0, Taylor 3-0-3-0-0-0, Rusk 2-0-2-0-0-0, Simpson 2-0-2-0-0-0-0, Harvey 1-0-1-0-0-0, Humphrey 1-0-1-0-0-0

1999 FINAL STATISTICS

(8-8 Overall) Third AFC West - Mike Riley Home (4-4); Away (4-4)

Date	W/L	Score	Opponent	Att.
09/19	W	34-7	at Cincinnati	47,660
09/26	L	19-27	Indianapolis †	56,942
10/03	W	21-14	Kansas City †	58,099
10/10	W	20-10	at Detroit	61,481
10/17	W	13-10	Seattle †	59,432
10/24	L	3-31	Green Bay †	68,274
10/31	L	0-34	at Kansas City	78,473
11/07	L	17-33	Denver †	61,204
11/14	L	9-28	at Oakland	43,353
11/21	L	20-20 OT	Chicago †	56,055
11/28	L	27-35	at Minnesota †	64,232
12/05	W	23-10	Cleveland †	53,147
12/12	W	19-16	at Seattle	66,318
12/19	L	9-12	at Miami	73,765
12/26	W	23-20	Oakland †	63,846
01/02	W	12-6	at Denver	69,278

Team Statistics		Chargers	Opponents
TOTAL FIRST DOWNS			
Rushing		262	279
Passing		69	77
Penalty		171	181
		22	21
Third Down: Made/Att.		89/242	84/229
Third Down Pct.		.368	.367
Fourth Down: Made/Att.		6/14	6/11
Fourth Down Pct.		.429	.545
TOTAL NET YARDS			
Avg. Per Game		4589	4905
Total Plays		286.8	306.6
Avg. Per Play		1039	1022
		4.4	4.8
NET YARDS RUSHING			
Avg. Per Game		1246	1321
Total Rushes		77.9	82.6
		410	432
NET YARDS PASSING			
Avg. Per Game		3343	3584
Sacked/Yards Lost		208.9	224.0
Gross Yards		46/284	41/263
Attempts/Completions		3627	3847
Completion Pct.		583/332	549/315
Had Intercepted		.569	.574
		24	15
PUNTS/AVERAGE			
NET PUNTING AVG.		89/43.9	85/40.5
PENALTIES/YARDS		38.7	35.2
FUMBLIES/BALL LOST		104/823	117/909
TOUCHDOWNS		29/11	30/12
Rushing		25	34
Passing		10	8
Returns		12	24
Turnovers		3	2
TIME OF POSSESSION			
		30:00	30:00

Score by Quarters	Q1	Q2	Q3	Q4	OT	PTS.
Chargers	40	112	46	71	0	269
Opponents	91	80	93	49	3	316

Scoring	TD	RU	PA	RT	PAT	FG	S	PTS.
Carney	0	0	0	0	22/23	31/36	0	115
Means	5	4	1	0	0/0	0/0	0	30
Stephens	4	3	1	0	0/0	0/0	0	24
Bynum	3	1	2	0	0/0	0/0	0	18
Fazande	2	2	0	0	0/0	0/0	0	12
J. Graham	2	0	2	0	0/0	0/0	0	12
F. Jones	2	0	2	0	0/0	0/0	0	12
E. Lewis	2	0	0	2	0/0	0/0	0	12
Davis	1	0	1	0	0/0	0/0	0	6
Dixon	1	0	0	1	0/0	0/0	0	6
C. Jones	1	0	1	0	0/0	0/0	0	6
McCrary	1	0	1	0	0/0	0/0	0	6
Penn	1	0	1	0	0/0	0/0	0	6
Ricks	0	0	0	0	0/0	0/0	0	2
Chargers	25	10	12	3	22/23	31/36	1	269
Opponents	34	8	24	2	34/34	26/38	0	316

2-Pt. Conversions: Ricks, Chargers 1-2, Opponents 0-0

Sacks: Johnson 10.5, Parrella 5.5, Fontenot 5.0, Dixon 4.0, Hand 4.0, Seu 3.5, Dumas 2.0, Mohring 2.0, Bush 1.0, Harrison 1.0, Simien 1.0, Williams 1.0, Harden 0.5, Chargers 41.0, Opponents 46.0

Special Teams Tackles (solo-ast-total): McCrary 15-0-15, Rusk 13-0-13, Ruff 11-1-12, Hamilton 8-2-10, Turner 9-0-9, Davis 6-3-9, Bynum 7-0-7, Reeves 5-1-6, Dixon 4-0-4, Stephens 4-0-4, Shaw 3-1-4, Perry 3-0-3, Binn 2-0-2, Carney 2-0-2, Fletcher 2-0-2, Heiden 2-0-2, Reed 2-0-2, Jackson 1-1-2, Bennett 1-0-1, Brown 1-0-1, Harrison 1-0-1, Penn 1-0-1, Simien 1-0-1, Spencer 1-0-1

Passing	Att.	Yds.	Comp.	Comp. %	Yds./Att.	TD	TD%	Int.	Int. %	Long	Sack/Lost	Rating
Harbaugh	434	249	2761	.574	6.36	10	.023	14	.032	80t	37/208	70.6
Kramer	141	78	788	.553	5.59	2	.014	10	.071	41	7/62	46.6
Moreno	7	5	78	.714	11.14	0	.000	0	.000	45	1/3	108.0
Ricks	1	0	0	.000	0.00	0	.000	0	.000	0	0/0	39.6
Reed	0	0	0	.000	0.00	0	.000	0	.000	0	1/11	0.0
Chargers	583	332	3627	.569	6.22	12	.021	24	.041	80t	46/284	65.2
Opponents	549	315	3847	.574	7.01	24	.044	15	.027	81t	41/263	82.3

Rushing	No.	Yds.	Avg.	Long	TD
Fazande	91	365	4.0	54	2
Bynum	92	287	3.1	25	1
Means	112	277	2.5	15	4
Fletcher	48	126	2.6	16	0
Harbaugh	34	126	3.7	16	0
Stephens	24	61	2.5	9	3
Ricks	2	11	5.5	7	0
Kramer	5	1	0.2	3	0
Bennett	1	0	0.0	0	0
C. Jones	1	-8	-8.0	-8	0
Chargers	410	1246	3.0	54	10
Opponents	432	1321	3.1	26	8

Receiving	No.	Yds.	Avg.	Long	TD
J. Graham	57	968	17.0	54	2
F. Jones	56	670	12.0	36	2
Fletcher	45	360	8.0	25	0
Ricks	40	429	10.7	50	0
McCrary	37	201	5.4	38	1
Stephens	18	133	7.4	22	1
Penn	17	257	15.1	43	1
Bynum	16	209	13.1	80t	2
Davis	12	137	11.4	46	1
C. Jones	10	90	9.0	44t	1
Means	9	51	5.7	12t	1
Still TM	8	96	12.0	28	0
Pupunu	4	17	4.3	11	0
Seau	2	8	4.0	6	0
Reed	1	1	1.0	1	0
Chargers	332	3627	10.9	80t	12
Opponents	315	3847	12.2	81t	24

Interceptions	No.	Yds.	Avg.	Long	TD
Lewis	4	9	2.3	5	0
Spencer	4	1	0.3	1	0
Dumas	2	92	46.0	68	0
Dimry	2	1	0.5	1	0
Seau	1	16	16.0	16	0
Simien	1	4	4.0	4	0
Harrison	1	0	0.0	0	0
Chargers	15	123	8.2	68	0
Opponents	24	196	8.2	38	1

Punting	No.	Yds.	Avg.	Net	TB	I-20	Lg.	B
Bennett	89	3910	43.9	38.7	6	32	60	0
Chargers	89	3910	43.9	38.7	6	32	60	0
Opponents	85	3439	40.5	35.2	8	22	64	2

Punt Returns	Ret.	Yds.	Avg.	Lg.	TD
Penn	21	19	148	7.0	18
C. Jones	9	6	93	10.3	3
Reed	3	0	49	16.3	21
Turner	1	0	0	0.0	0
Chargers	34	25	290	8.5	33
Opponents	41	21	343	8.4	28

Kickoff Returns	Ret.	Yds.	Avg.	Long	TD
Bynum	37	781	21.1	37	0
Stephens	18	335	18.6	28	0
Fletcher	7	112	16.0	22	0
Reed	5	72	14.4	21	0
McCrary	1	4	4.0	4	0
Still	1	0	0.0	0	0
Chargers	69	1312	19.0	37	0
Opponents	67	1550	23.1	49	0

Field Goals	1-19	20-29	30-39	40-49	50+
Carney	2/2	13/13	6/8	9/12	1/1
Chargers	2/2	13/13	6/8	9/12	1/1
Opponents	0/0	7/7	9/13	7/12	3/6

Carney (27G,23G,21G,42G) (50G) (I) (33G,24G,47N) (42N,28G,41G) (28G) (I) (46G) (39G) (28G,38B,28G) (40G,40G) (44G,19G,30G) (33G,42G,28G,41G) (23G,22G,31G,36N) (48G,19G,37G) (25G,28G,46N)

Defensive Tackles (solo-ast-total-pd-ffr): Seu 75-24-99-9-1-1, Dumas 60-21-81-7-0-0, Hand 41-14-55-3-0-0, Parrella 44-9-53-0-3-0, Jackson 42-9-51-5-0-1, Spencer 40-8-48-16-0-0, Bush 40-4-44-2-0-1, Lewis 36-5-41-12-0-2, Johnson 33-8-41-0-5-1, Harrison 30-11-41-8-1-0, Hill 26-13-39-0-1-0, Fontenot 26-8-34-0-0-1, Dimry 32-1-33-7-0-0, Dixon 25-8-33-3-1-1, Brown 29-2-31-2-0-1, Perry 21-5-26-0-0-1, Williams 22-4-26-2-0-0, Shaw 21-3-24-3-0-0, Mohring 13-1-14-0-0-0, Simien 7-1-8-1-0-1, Turner 6-2-8-0-0-0, Hamilton 5-3-8-1-0-0, Ruff 5-2-7-1-0-0, Mims 5-1-6-0-0-0, Rusk 4-1-5-1-0-0, Harden 0-1-1-0-0-0

1998 FINAL STATISTICS

[5-11 Overall] Fifth AFC West - Kevin Gilbride (2-4);
Home (4-4); Away (1-7)

June Jones (3-7)

Date	W/L	Score	Opponent	Att.
09/06	W	16-14	Buffalo †	64,037
09/13	W	13-7	at Tennessee	41,089
09/20	L	7-23	at Kansas City	73,730
09/27	L	16-34	New York Giants	55,672
10/04	L	12-17	at Indianapolis	51,988
10/11	L	6-7	at Oakland	42,467
10/18	W	13-10	Philadelphia †	56,967
10/25	L	20-27	Seattle †	58,512
11/08	L	10-27	at Denver	74,925
11/15	W	14-13	Baltimore †	54,388
11/22	W	38-37	Kansas City †	59,894
11/29	L	16-31	Denver †	66,532
12/06	L	20-24	at Washington	65,713
12/13	L	17-38	at Seattle	62,690
12/20	L	10-17	Oakland †	60,716
12/27	L	13-16	at Arizona	71,670

Team Statistics	Chargers	Opponents
TOTAL FIRST DOWNS	272	256
Rushing	95	72
Passing	146	149
Penalty	31	35
Third Down: Made/Att.	78/237	68/227
Third Down Pct.	.329	.300
Fourth Down: Made/Att.	8/17	6/13
Fourth Down Pct.	4/7	4/6
TOTAL NET YARDS	4592	4208
Avg. Per Game	287.0	263.0
Total Plays	1063	991
Avg. Per Play	4.3	4.2
NET YARDS RUSHING	1728	1140
Avg. Per Game	108.0	71.3
Total Rushes	460	422
NET YARDS PASSING	2864	3068
Avg. Per Game	179.0	191.8
Sacked/Yards Lost	37/251	39/246
Gross Yards	3115	3314
Attempts/Completions	566/261	530/271
Completion Pct.	46.1	51.1
Had Intercepted	34	20
PUNTS/AVERAGE	95/43.9	103/44.1
NET PUNTING AVG.	36.8	36.0
PENALTIES/YARDS	137/1229	120/1005
FUMBLES/BALL LOST	33/17	21/7
TOUCHDOWNS	23	38
Rushing	11	12
Passing	11	21
Returns	1	5
TIME OF POSSESSION	31:17	28:44

Score by Quarters	Q1	Q2	Q3	Q4	OT	PTS.
Chargers	39	66	58	78	0	241
Opponents	94	101	71	76	0	342

Scoring	TD	RU	PA	RT	PAT	FG	S	PTS.
Carney	0	0	0	19/19	26/30	0	0	97
Fletcher	5	5	0	0/0	0/0	0	0	30
Means	5	5	0	0/0	0/0	0	0	30
F. Jones	3	0	3	0/0	0/0	0	0	20
C. Jones	3	0	3	0/0	0/0	0	0	18
Ricks	2	0	2	0/0	0/0	0	0	12
Still	2	0	2	0/0	0/0	0	0	12
Stephens	1	1	0	0/0	0/0	0	0	6
Thelwell	1	0	1	0/0	0/0	0	0	6
J. Williams	1	0	1	0/0	0/0	0	0	6
Whelihan	0	0	0	0/0	0/0	0	0	2
Chargers	23	11	11	1	19/19	26/30	1	241
Opponents	38	12	21	5	37/37	25/34	0	342

2-Pt. Conversions: F. Jones, Whelihan, **Chargers 2-4**, Opponents 1-1

Sacks: Hand 6.0, Johnson 5.5, Harrison 4.0, Coleman 3.5, Seau 3.5, Fuller 3.0, Dixon 2.5, Mims 2.0, Parella 1.5, Bush 1.0, Dumas 1.0, Mohring 1.0, Tovar 1.0, Turner 1.0, Gouveia 0.5, **Chargers 39.0**, Opponents 37.0

Special Teams Tackles (solo-st-total): Tovar 10-1-11, Turner 10-0-10, Dixon 7-0-7, Hamilton 7-0-7, Spencer 7-0-7, Burgess 5-2-7, Fletcher 6-0-6, Lee 5-1-6, Shaw 5-0-5, Stephens 5-0-5, Dodge 4-1-5, Bennett 4-0-4, Clark 4-0-4, G. Williams 4-0-4, Binn 3-0-3, Harrison 2-1-3, Mohring 2-1-3, Jackson 2-0-2, Rachel 2-0-2, Bynum 1-0-1, Carney 1-0-1, Davis 1-0-1, Gaiter 1-0-1, Haskins 1-0-1, Mohring 1-0-1

Passing	Att.	Comp.	Yds.	Comp.%	Yds./Att.	TD	TD%	Int.	Int.%	Long	Sack/Lost	Rating
Whelihan	320	149	1803	.466	5.63	8	.025	19	.059	55	15/111	48.0
Leaf	245	111	1289	.453	5.26	2	.008	15	.061	67	22/140	39.0
Fletcher	1	1	23	100.0	23.00	1	100.0	0	.000	23t	0/0	158.3
Chargers	566	261	3115	.461	5.50	11	.019	34	.060	67	37/251	44.9
Opponents	530	271	3314	.511	6.25	21	.040	20	.038	81t	39/246	68.2

Rushing	No.	Yds.	Avg.	Long	TD
Means	212	883	4.2	72t	5
Fletcher	153	543	3.5	21	5
Stephens	35	122	3.5	12	1
Leaf	27	80	3.0	20	0
C. Jones	4	39	9.8	14	0
Whelihan	18	38	2.1	13	0
Bynum	11	23	2.1	14	0
Chargers	460	1728	3.8	72t	11
Opponents	422	1140	2.7	25	12

Receiving	No.	Yds.	Avg.	Long	TD
F. Jones	57	602	10.6	28	3
C. Jones	49	699	15.2	56	3
Still	43	605	14.1	67	2
Ricks	30	450	15.0	39t	2
Fletcher	30	188	6.3	22	0
Thelwell	16	268	16.8	55	1
Means	16	91	5.7	22	0
Slaughter	8	93	11.6	31	0
Bynum	4	27	6.8	12	0
W. Davis	4	23	5.8	8	0
Burke	3	32	10.7	17	0
Hartley	2	28	14.0	17	0
Stephens	2	9	4.5	5	0
Chargers	261	3115	11.9	67	11
Opponents	271	3314	12.2	81t	21

Interceptions	No.	Yds.	Avg.	Long	TD
G. Jackson	6	50	8.3	25	0
Harrison	3	42	14.0	21	0
Dimry	3	38	12.7	30	0
Hand	2	47	23.5	30	0
Shaw	2	0	0.0	0	0
J. Williams	1	14	14.0	14t	1
Harper	1	12	12.0	12	0
Spencer	1	0	0.0	0	0
Turner	1	0	0.0	0	0
Chargers	20	203	10.2	30	1
Opponents	34	512	15.1	43t	2

Punting	No.	Yds.	Avg.	Net	TB	I-20	Lg.	B
Bennett	95	4174	43.9	36.8	8	27	65	0
Chargers	95	4174	43.9	36.8	8	27	65	0
Opponents	103	4546	44.1	36.0	15	24	63	0

Punt Returns	Ret.	FC	Yds.	Avg.	Lg.	TD
Rachal	32	8	387	12.1	56	0
Gaiter TM	13	6	155	11.9	49	0
Chargers	45	14	542	12.0	56	0
Opponents	49	18	515	10.5	74t	1

Kickoff Returns	Ret.	Yds.	Avg.	Long	TD
Bynum	19	345	18.2	30	0
Gaiter TM	16	295	18.4	33	0
Stephens	16	349	21.8	36	0
Rachal	11	192	17.5	25	0
Fletcher	3	71	23.7	36	0
C. Jones	2	25	12.5	17	0
Burke	1	5	5.0	5	0
Hartley	1	11	11.0	11	0
Jacox	1	0	0.0	0	0
Chargers	70	1293	18.5	36	0
Opponents	54	1484	27.5	101t	1

Field Goals	1-19	20-29	30-39	40-49	50+
Carney	0/0	11/12	5/5	8/10	2/3
Chargers	0/0	11/12	5/5	8/10	2/3
Opponents	1/1	5/6	10/12	6/11	3/4

Carney (48G,47G,54G) (48G,23G,51G) () (41G,46G,34G) (50G,47G,25G) (39G,48G) (23G,26G) (21G,45G) (1) (1) (31G) (27G) (32G,27G,41G,20N,25G) (21G) (46N,28G) (31G,26G)

Defensive Tackles (solo-st-total-pd-ff-fr): Seau 92-23-115-7-1-2, Harrison 89-25-114-10-1-0, Dimry 59-4-63-20-0-0, Jackson 50-9-59-9-0-0, Coleman 46-5-51-0-0-2, Hand 42-7-49-8-1-0, Gouveia 32-12-44-2-0-0, Shaw 35-5-40-10-0-0, Parella 30-7-37-3-0-1, Dixon 26-8-34-1-0-0, Spencer 29-0-29-8-0-0, Tovar 22-6-28-0-0-0, Johnson 21-6-27-1-1-0, Fuller 18-4-22-4-0-0, Bush 12-6-18-2-1-0, Dumas 8-3-11-1-0-0, G. Williams 7-1-8-0-0-1, Harper 5-3-8-2-0-0, Turner 7-0-7-1-0-0, Mims 3-3-6-1-0-0, J. Williams 5-1-6-1-0-0, Mohring 2-1-3-0-0-0, Burgess 1-1-2-0-0-0, Clark 1-0-1-0-0-0, Hamilton 1-0-1-0-0-0, Stephens 1-0-1-0-0-0

1997 FINAL STATISTICS

(4-12 Overall) Fifth AFC West - Kevin Gilbride
Home (2-6); Away (2-6)

Date	W/L	Score	Opponent	Att.
08/31	L	7-41	at New England	60,190
09/07	W	20-6	at New Orleans	65,760
09/14	L	7-26	Carolina	63,149
09/21	L	22-26	at Seattle	51,110
09/28	W	21-17	Baltimore	54,094
10/05	W	25-10	at Oakland	43,648
10/16	L	3-31	at Kansas City	77,196
10/26	W	35-19	Indianapolis †	63,177
11/02	L	31-38	at Cincinnati	53,754
11/09	L	31-37	Seattle †	64,616
11/16	L	13-38	Oakland †	65,714
11/23	L	10-17	at San Francisco	61,195
11/30	L	28-38	Denver †	54,245
12/07	L	3-14	Atlanta †	46,317
12/14	L	7-29	Kansas City	54,594
12/21	L	3-38	at Denver	69,632

Team Statistics	Chargers	Opponents
TOTAL FIRST DOWNS	251	308
Rushing	70	92
Passing	160	181
Penalty	21	35
Third Down: Made/Att.	78/237	85/221
Third Down Pct.	.329	.385
Fourth Down: Made/Att.	8/21	7/18
Fourth Down Pct.	.381	.389
TOTAL NET YARDS	4505	5166
Avg. Per Game	281.6	322.9
Total Plays	1025	1048
Avg. Per Play	4.4	4.9
NET YARDS RUSHING	1416	1698
Avg. Per Game	88.5	106.1
Total Rushes	409	453
NET YARDS PASSING	3089	3468
Avg. Per Game	193.1	216.8
Sacked/Yards Lost	51/386	27/164
Gross Yards	3475	3632
Attempts/Completions	565/291	568/297
Completion Pct.	.515	.523
Had Intercepted	21	15
PUNTS/AVERAGE	90/44.1	85/43.6
NET PUNTING AVG.	37.7	35.4
PENALTIES/YARDS	129/1101	101/784
FUMBLES/BALL LOST	30/14	21/11
TOUCHDOWNS		
Rushing	5	12
Passing	12	31
Returns	10	7
TIME OF POSSESSION	29:22	30:38

Score by Quarters	Q1	Q2	Q3	Q4	OT	PTS.
Chargers	61	71	71	63	0	266
Opponents	64	170	98	93	0	425

Scoring	TD	RU	PA	RT	PAT	FG	S	PTS.
G. Davis TM	0	0	0	0	21/22	19/24	0	78
Martin	6	0	6	0	0/0	0/0	0	36
Metcalf	5	0	2	3	0/0	0/0	0	30
Carney	0	0	0	5/5	7/7	0/0	0	26
Brown	4	4	0	0	0/0	0/0	0	24
Harrison	3	0	3	0	0/0	0/0	0	18
Bradford	2	0	0	2	0/0	0/0	0	12
Jackson	2	0	0	2	0/0	0/0	0	12
F. Jones	2	0	2	0	0/0	0/0	0	12
Hartley	1	0	1	0	0/0	0/0	0	6
C. Jones	1	0	1	0	0/0	0/0	0	6
Pegram TM	1	1	0	0	0/0	0/0	0	6
Chargers	27	5	12	10	26/27	26/31	0	266
Opponents	50	12	31	7	46/46	25/26	1	425

2-Pt. Conversions: Chargers 0-0, Opponents 1-4

Sacks: Seau 7.0, Harrison 4.0, Parrella 3.5, Fuller 3.0, Lee 3.0, Johnson 2.5, Coleman 2.0, Dumas 1.0, Hand 1.0, Chargers 27.0, Opponents 51.0

Special Teams Tackles (solo-at-total): Rachal 14-0-14, Burgess 9-0-9, Craver 8-1-9, Jackson 8-0-8, Bradford 6-1-7, Sapp 6-1-7, Fletcher 6-0-6, Montreuil 4-0-4, Jones 3-1-4, Swift 3-1-4, Williams 2-1-3, Binn 2-0-2, Carney 2-0-2, Davis 2-0-2, Dumas 2-0-2, Hamilton 2-0-2, James 2-0-2, Brew 1-0-1, Bush 1-0-1, Bynum 1-0-1, Chancey 1-0-1, Harrison 1-0-1, Hendrix 1-0-1, Pegram 1-0-1, Seau 1-0-1, Bennett 0-1-1

Passing	Att.	Comp.	Yds.	Comp. %	Yds./Att.	TD	TD%	Int.	Int. %	Long	Sack/Lost	Rating
Whelihan	237	118	1357	.498	5.73	6	0.25	10	0.42	61t	21/168	58.3
Humphries	225	121	1488	.538	6.61	5	0.22	6	0.27	72t	18/144	70.8
Everett	75	36	457	.480	6.09	1	0.13	4	0.53	62	4/30	49.7
Philcox	28	16	173	.571	6.18	0	0.00	1	0.36	29	8/44	60.6
Chargers	565	291	3475	.515	6.15	12	0.21	21	0.37	72t	51/386	62.2
Opponents	568	297	3632	.523	6.39	31	0.55	15	0.26	70t	27/164	79.5

Rushing	No.	Yds.	Avg.	Long	TD
Brown	253	945	3.7	32	4
Fletcher	51	161	3.2	13	0
Bynum	30	97	3.2	19	0
Craver	20	71	3.6	22	0
C. Jones	4	42	10.5	17	0
Whelihan	13	29	2.2	7	0
Humphries	13	24	1.8	11	0
Pegram TM	9	23	2.6	6t	1
Gardner	7	20	2.9	5	0
Everett	5	6	1.2	6	0
Philcox	1	3	3.0	3	0
Metcalf	3	-5	-1.7	2	0
Chargers	409	1416	3.5	32	5
Opponents	453	1698	3.7	71t	12

Receiving	No.	Yds.	Avg.	Long	TD
Martin	63	904	14.3	72t	6
F. Jones	41	505	12.3	62	2
Metcalf	40	576	14.4	62	2
Fletcher	39	292	7.5	25	0
C. Jones	32	423	13.2	44t	1
Still	24	324	13.5	39	0
Brown	21	137	6.5	27	0
Hartley	19	246	12.9	35	1
Craver	4	26	6.5	20	0
Gardner	2	10	5.0	8	0
Pegram TM	2	7	3.5	4	0
Bynum	2	4	2.0	3	0
Mitchell	1	14	14.0	14	0
Pupunu TM	1	7	7.0	7	0
Chargers	291	3475	11.9	72t	12
Opponents	297	3632	12.2	70t	31

Interceptions	No.	Yds.	Avg.	Long	TD
Harrison	2	75	37.5	75t	1
Bradford	2	56	28.0	56t	1
Harper	2	43	21.5	43	0
Jackson	2	37	18.5	36t	1
Seau	2	33	16.5	26	0
Shaw	1	11	11.0	11	0
Coleman	1	2	2.0	2	0
Dumas	1	0	0.0	0	0
Fuller	1	0	0.0	0	0
Gouveia	1	0	0.0	0	0
Chargers	15	257	17.1	75t	3
Opponents	21	387	18.4	87t	3

Punting	No.	Yds.	Avg.	Net	TB	I-20	Lg.	B
Bennett	89	3972	44.6	37.7	8	26	66	6
Chargers	90	3972	44.1	37.7	8	26	66	0
Opponents	85	3702	43.6	35.4	10	27	72	0

Punt Returns	Ret.	FC	Yds.	Avg.	Lg.	TD
Metcalf	45	8	489	10.9	85t	3
Harrison	1	0	0	0.0	0	0
Jackson	1	0	0	0.0	0	0
Chargers	47	8	489	10.4	85t	3
Opponents	39	20	416	10.7	35	0

Kickoff Returns	Ret.	Yds.	Avg.	Long	TD
Bynum	38	814	21.4	57	0
Metcalf	16	355	22.2	63	0
Rachal	15	336	22.4	30	0
Craver	3	68	22.7	27	0
Bordelon	2	0	0.0	0	0
Harrison	1	40	40.0	40t	1
Chargers	75	1613	21.5	63	1
Opponents	63	1517	24.1	99t	1

Field Goals	1-19	20-29	30-39	40-49	50+
G. Davis TM	0/0	4/5	10/10	5/9	0/0
Carney	0/0	3/3	2/2	2/2	0/0
Chargers	0/0	7/8	12/12	7/11	0/0
Opponents	0/0	13/13	7/8	5/5	0/0

Defensive Tackles (solo-at-total-pd-ff-r): Harrison 96-36-132-81-2, Seau 84-13-97-6-1-2, Dumas 78-15-93-6-1-1, Shaw 66-5-71-22-0-0, Bush 51-5-56-3-0-0, Coleman 41-7-48-1-3-0, Harper 38-5-43-12-0-1, Parrella 32-7-39-3-0-1, Sapp 24-8-32-2-0-0, Lee 28-3-31-0-0-0, Fuller 24-5-29-3-0-0, Gouveia 21-6-27-1-0-0, Bradford 21-1-22-7-1-0, Hand 16-3-19-0-0-0, Johnson 16-3-14-1-0-0, Swift 13-2-15-0-0-0, Burgess 13-1-14-1-0-0, Montreuil 11-3-14-1-0-0, Jackson 12-1-13-3-0-0, James 5-2-7-0-0-0, Williams 4-0-4-0-0-0, Mohring 2-0-2-0-0-0, Brew 0-2-2-0-0-0, Fletcher 1-0-1-0-0-0, Hamilton 1-0-1-0-0-0, Tuinei 0-1-1-0-0-0

1996 FINAL STATISTICS

[8-8 Overall] Third AFC West - Bobby Ross
Home (5-3); Away (3-5)

Date	W/L	Score	Opponent	Att.
09/01	W	29-7	Seattle †	58,780
09/08	W	27-14	Cincinnati †	55,880
09/15	L	10-42	at Green Bay	60,584
09/22	W	40-34	at Oakland	49,097
09/29	W	22-19	Kansas City †	59,384
10/06	L	17-28	at Denver	75,058
10/21	L	14-23	Oakland †	62,350
10/27	L	13-32	at Seattle	38,143
11/03	W	26-19	at Indianapolis	58,484
11/11	W	27-21	Detroit †	60,425
11/17	L	17-25	Tampa Bay †	57,526
11/24	W	28-14	at Kansas City	69,472
12/01	L	7-45	New England †	59,209
12/08	L	3-16	at Pittsburgh	56,368
12/14	L	14-27	at Chicago	49,763
12/22	W	16-10	Denver †	46,801

Team Statistics

	Chargers	Opponents
TOTAL FIRST DOWNS	272	321
Rushing	80	92
Passing	168	199
Penalty	24	30
Third Down: Made/Att.	78/230	102/243
Third Down Pct.	.339	.42
Fourth Down: Made/Att.	9/16	9/19
Fourth Down Pct.	.563	.474
TOTAL NET YARDS	4670	5421
Avg. Per Game	291.9	338.8
Total Plays	1022	1100
Avg. Per Play	4.6	4.9
NET YARDS RUSHING	1312	1755
Avg. Per Game	82.0	109.7
Total Rushes	412	431
NET YARDS PASSING	3358	3666
Avg. Per Game	209.9	229.1
Sacked/Yards Lost	33/296	33/201
Gross Yards	3654	3867
Attempts/Completions	577/314	636/369
Completion Pct.	.544	.580
Had Intercepted	21	22
PUNTS/AVERAGE	87/45.6	71/44.3
NET PUNTING AVG.	37.2	34.2
PENALTIES/YARDS	110/969	115/991
FUMBLES/BALL LOST	30/11	29/14
TOUCHDOWNS	32	43
Rushing	10	10
Passing	23	28
Returns	2	5
TIME OF POSSESSION	27:35	32:25

Score by Quarters

Chargers	Q1	Q2	Q3	Q4	OT	P.TS.
Opponents	113	79	45	73	0	310
	71	125	71	109	0	376

Scoring

	TD	RU	PA	RT	PAT	FG	S	P.TS.
Carney	0	0	0	0	31/31	29/36	0	118
Martin	14	0	14	0	0/0	0/0	0	84
Russell	7	7	0	0	0/0	0/0	0	42
Jones	4	0	4	0	0/0	0/0	0	24
A. Coleman	2	0	2	0	0/0	0/0	0	12
Fletcher	2	0	2	0	0/0	0/0	0	12
Clark	1	0	0	1	0/0	0/0	0	6
Da. Gordon	1	0	0	1	0/0	0/0	0	6
Pupunu	1	0	1	0	0/0	0/0	0	6
Chargers	32	7	23	2	31/31	29/36	0	310
Opponents	43	10	28	5	40/40	26/33	0	376

2-Pt. Conversions: Chargers 0-1, Opponents 0-3

Sacks: Seau 7.0, Mims 6.0, M. Coleman 4.0, R. Davis 3.0, Johnson 3.0, Da. Gordon 2.0, Parellela 2.0, Bush 1.0, Edwards 1.0, Gouveia 1.0, Harrison 1.0, Lee 1.0, Chargers 33.0, Opponents 33.0

Special Teams Tackles (solo-ast-total): Montreuil 14-2-16, Castle 9-2-11, Fletcher 8-2-10, Hendrix 8-1-9, Clark 7-2-9, Da. Gordon 8-0-8, Sapp 7-1-8, Bush 7-0-7, Young 6-1-7, Dw. Gordon 4-2-6, Ale 4-0-4, Ross 4-0-4, Shaw 4-0-4, Carney 2-0-2, Cummings 2-0-2, Roche 1-1-2, Bennett 1-0-1, Bradley 1-0-1, Coleman 1-0-1, Edwards 1-0-1, May 1-0-1, Harrison 0-1-1

Passing	Att.	Comp.	Yds.	Comp.%	Yds./Att.
Humphries	416	232	2670	.558	6.42
Salisbury	161	82	984	.509	5.5
Chargers	577	314	3654	.544	6.33
Opponents	636	369	3867	.580	6.08

Rushing	No.	Yds.	Avg.	Long	TD
Russell	219	713	3.3	21	7
Fletcher	77	282	3.7	19	0
Hayden	55	166	3.0	13	0
Bradley	32	109	3.4	17	0
Humphries	21	28	1.3	7	0
Salisbury	6	14	2.3	11	0
A. Coleman	2	0	0.0	0	0
Chargers	412	1312	3.2	21	7
Opponents	431	1755	4.1	77	10

Receiving	No.	Yds.	Avg.	Long	TD
Martin	85	1171	13.8	55	14
Fletcher	61	476	7.8	41	2
Jones	41	524	12.8	63t	4
A. Coleman	36	486	13.5	50	2
Pupunu	24	271	11.3	41	1
May	19	188	9.9	39	0
Russell	13	180	13.8	35	0
Roche	13	111	8.5	19	0
Mitchell	10	57	5.7	25	0
Still	6	142	23.7	56	0
Ellison	3	15	5.0	6	0
Bradley	1	20	20.0	20	0
Hayden	1	10	10.0	10	0
Reeves	1	3	3.0	3	0
Chargers	314	3654	11.6	63t	23
Opponents	369	3867	10.5	60	28

Interceptions	No.	Yds.	Avg.	Long	TD
Harrison	5	56	11.2	29	0
Shaw	3	78	26.0	36	0
Gouveia	3	41	13.7	21	0
Clark	2	83	41.5	83t	1
Da. Gordon	2	55	27.5	55	0
Seau	2	18	9.0	10	0
Ross	2	7	3.5	7	0
Harper	1	0	0.0	0	0
Lee	1	-1	-1.0	-1	0
G. Young	1	-1	-1.0	-1	0
Chargers	22	336	15.3	83t	1
Opponents	21	320	15.2	90t	2

Punting	No.	Yds.	Avg.	Net	TB	I-20	Lg.	B
Bennett	87	3967	45.6	37.2	6	23	66	0
Chargers	87	3967	45.6	37.2	6	23	66	0
Opponents	71	3145	44.3	34.2	8	23	63	0

Punt Returns	Ret.	FC	Yds.	Avg.	Lg.	TD
Da. Gordon	36	13	537	14.9	81t	1
Jones	1	1	21	21.0	21	0
Still	1	0	1	1.0	1	0
Chargers	38	14	559	14.7	81t	1
Opponents	51	15	612	12.0	82	1

Kickoff Returns	Ret.	Yds.	Avg.	Long	TD
A. Coleman	55	1210	22.3	57	0
Still	4	113	28.3	37	0
Edwards	1	0	0.0	0	0
Harrison	1	10	10.0	10	0
Pupunu	1	15	15.0	15	0
Russell	1	10	10.0	10	0
Chargers	63	1358	21.6	57	0
Opponents	59	1497	25.4	66	0

Field Goals	1-19	20-29	30-39	40-49	50+
Carney	0/0	11/13	8/8	7/12	3/3
Chargers	0/0	11/13	8/8	7/12	3/3
Opponents	1/1	7/8	9/10	8/11	1/3

Carney (35G,53G,22G,50G,31G) (47G,23G) (43G,46N) (28G,39G,47N) (33G,38G,44G,39G,33G) (27G) (44N) (41G,43G) (28G,30G,47G,22G) (29G,20G,49N) (42G) (28B) () (25G) (48N,26N) (50G,21G,22G)

Defensive Tackles (solo-ast-total-pd-ff-fr): Seau 110-28-138-7-1-3, Harrison 105-20-125-14-1-1, Shaw 72-13-85-15-0-0, Gouveia 65-14-79-7-1-0, Ross 68-10-78-7-2-1, Bush 48-16-64-1-0-2, Da. Gordon 41-6-47-0-0, Clark 38-5-43-6-0-2, Coleman 34-8-42-0-1-0, Parellela 30-7-37-1-0-0, Davis 24-6-30-2-0-1, Mims 19-9-28-0-2-2, Harper 17-2-19-3-0-0, Johnson 16-2-18-2-0-0, Lee 12-5-17-1-0-0, Young 7-5-12-2-0-0, Castle 7-4-11-2-0-0, Montreuil 6-0-6-0-0, Sapp 6-0-6-0-0-0, Dw. Gordon 5-1-6-0-0-0, Edwards 5-0-5-0-1-0, Hendrix 4-1-5-0-0-0

TD	TD%	Int.	Int.%	Long	Sack/Lost	Rating
18	.043	13	.031	63t	20/187	76.7
5	.031	8	.050	56	13/109	59.6
23	.040	21	.036	63t	33/296	71.9
28	.044	22	.035	60	33/201	76.0

1995 FINAL STATISTICS

(9-7 Overall) Second AFC West - Bobby Ross Home (5-3); Away (4-4); Postseason (0-1)

Date	W/L	Score	Opponent	Att.
09/03	L	7-17	at Oakland	50,323
09/10	W	14-10	Seattle †	54,420
09/17	W	27-21	at Philadelphia	63,081
09/24	W	17-6	Denver †	58,987
10/01	L	16-31	at Pittsburgh	57,012
10/09	L	23-29 OT	at Kansas City	79,288
10/15	L	9-23	Dallas †	62,664
10/22	W	35-25	at Seattle	45,821
11/05	L	14-24	Miami †	61,996
11/12	L	7-22	Kansas City †	59,285
11/19	L	27-30	at Denver	74,681
11/27	W	12-6	Oakland †	60,607
12/03	W	31-13	Cleveland †	56,358
12/09	W	28-25	Arizona †	55,258
12/17	W	27-24	at Indianapolis	55,318
12/23	W	27-17	at New York Giants	50,243
AFC Wild Card Playoffs				
12/31	L	20-35	Indianapolis	61,182

Team Statistics	Chargers	Opponents
TOTAL FIRST DOWNS	314	313
Rushing	108	112
Passing	185	178
Penalty	21	23
Third Down: Made/Att.	95/222	90/214
Third Down Pct.	4.28	4.21
Fourth Down: Made/Att.	12/21	6/11
Fourth Down Pct.	5.71	5.45
TOTAL NET YARDS	5213	5074
Avg. Per Game	325.8	317.1
Total Plays	1051	1020
Avg. Per Play	5.0	5.0
NET YARDS RUSHING	1747	1691
Avg. Per Game	109.2	105.7
Total Rushes	479	441
NET YARDS PASSING	3466	3383
Avg. Per Game	216.6	211.4
Sacked/Yards Lost	32/240	36/222
Gross Yards	3706	3605
Attempts/Completions	540/318	543/321
Completion Pct.	.589	.591
Had Intercepted	18	17
PUNTS/AVERAGE	72/44.7	73/43.4
NET PUNTING AVG.	36.6	36.0
PENALTIES/YARDS	107/951	117/951
FUMBLES/BALL LOST	30/12	24/10
TOUCHDOWNS	37	35
Rushing	14	15
Passing	17	16
Returns	6	4
TIME OF POSSESSION	29:34	30:26

Score by Quarters	Q1	Q2	Q3	Q4	OT	PTS.
Chargers	49	102	69	101	0	321
Opponents	86	107	58	66	6	323

Scoring	TD	RU	PA	RT	PAT	FG	S	PTS.
Carney	0	0	0	0	32/33	21/26	0	95
Harmon	6	1	5	0	0/0	0/0	0	36
Martin	6	0	6	0	0/0	0/0	0	36
Means	5	5	0	0	0/0	0/0	0	30
Seay	3	0	3	0	0/0	0/0	0	20
Coleman	3	0	0	3	0/0	0/0	0	18
Culver	3	3	0	0	0/0	0/0	0	18
Hayden	3	3	0	0	0/0	0/0	0	18
Gayle	2	0	0	2	0/0	0/0	0	12
Jefferson	2	0	2	0	0/0	0/0	0	12
Fletcher	1	1	0	0	0/0	0/0	0	6
Humphries	1	1	0	0	0/0	0/0	0	6
Mitchell	1	0	1	0	0/0	0/0	0	6
Seau	1	0	0	1	0/0	0/0	0	6
R. Davis	0	0	0	0	0/0	0/0	1	2
Chargers	37	14	17	6	32/33	21/26	1	321
Opponents	35	15	16	4	28/29	27/32	0	323

2-Pt. Conversions: Chargers 1-4, Opponents 2-5

Sacks: O'Neal 12.5, Lee 8.0, R. Davis 3.5, R. Johnson 3.0, Mims 2.0, Parrella 2.0, Seau 2.0, Brandon 1.0, Dw. Gordon 1.0, G. Gordon 1.0, G. Young 1.0, **Chargers 36.0**, Opponents 32.0

Passing	Att.	Comp.	Yds.	Comp.%	Yds./Att.
Humphries	478	282	3381	.590	7.07
Gilbert	61	36	325	.590	5.33
Martin	1	0	0	.000	0.00
Chargers	540	318	3706	.589	6.86
Opponents	543	321	3605	.591	6.64

Rushing	No.	Yds.	Avg.	Long	TD
Means	186	730	3.9	36	5
Hayden	128	470	3.7	20	3
Harmon	51	187	3.7	48t	1
Culver	47	155	3.3	17	3
Fletcher	26	140	5.4	46	1
Humphries	33	53	1.6	18	1
Gilbert	6	11	1.8	8	0
Jefferson	2	1	0.5	11	0
Chargers	479	1747	3.6	48t	14
Opponents	441	1691	3.8	60	15

Receiving	No.	Yds.	Avg.	Long	TD
Martin	90	1224	13.6	51t	6
Harmon	62	662	10.7	44	5
Jefferson	48	621	12.9	45	2
Seay	45	537	11.9	38t	3
Pupunu	35	315	9.0	26	0
D. Young	9	90	10.0	22	0
Means	7	46	6.6	14	0
Hayden	5	53	10.6	16	0
Culver	5	21	4.2	12	0
Coleman	3	67	22.3	41	0
Mitchell	3	31	10.3	24	1
Fletcher	3	26	8.7	15	0
Ellison	1	6	6.0	6	0
Humphries	1	-4	-4.0	-4	0
Chargers	318	3706	11.7	51t	17
Opponents	321	3605	11.2	50	16

Interceptions	No.	Yds.	Avg.	Long	TD
Harrison	5	22	4.4	17	0
Harper	4	12	3.0	15	0
Gayle	2	99	49.5	99t	1
Clark	2	14	7.0	13	0
Seau	2	5	2.5	3	0
Shaw	1	31	31.0	31	0
Bush	1	0	0.0	0	0
Orlando	0	37	37.0	37	0
Chargers	17	220	12.9	99t	1
Opponents	18	164	9.1	63t	3

Punting	No.	Yds.	Avg.	Net	TB	I-20	Lg.	B
Bennett	72	3221	44.7	36.6	8	28	66	0
Chargers	72	3221	44.7	36.6	8	28	66	0
Opponents	73	3168	43.4	36.0	10	24	63	0

Punt Returns	Ret.	FC	Yds.	Avg.	Lg.	TD
Coleman	28	14	326	11.6	88t	1
Fletcher	3	1	12	4.0	11	0
Chargers	31	15	338	10.9	88t	1
Opponents	35	13	429	12.3	86t	1

Kickoff Returns	Ret.	Yds.	Avg.	Long	TD
Coleman	62	1411	22.8	92t	2
Fletcher	4	65	16.3	30	0
Harmon	4	25	6.3	9	0
Engel	0	1	1.0	1	0
Chargers	70	1502	21.5	92t	2
Opponents	63	1496	23.7	86	0

Field Goals	1-19	20-29	30-39	40-49	50+
Carney	0/0	8/8	10/11	7/5	0/2
Chargers	0/0	8/8	10/11	3/5	0/2
Opponents	0/0	8/8	10/12	1/10	2/2

Carney (42n) () (35G, 21G) (45G) (28G) (28G, 36G, 29G) () (25G) (13G, 39G) (45N) (29G, 32G) (39G, 24G, 51N, 28G, 38G) (31G) () (51N, 39N, 33G, 43G) (30G, 45G)

Defensive Tackles (solo-ast-total-pd-ff-fr): Seau 111-18-129-8-3-1, Orlando 72-15-87-6-1-0, Gayle 73-12-85-4-0-1, Harper 61-15-76-14-0-1, Gibson 55-14-69-0-0-0, Bush 46-10-56-1-2-1, Shaw 51-5-56-9-0-0, Davis 38-10-48-0-0-0, O'Neal 36-10-46-5-4-0, Lee 31-11-42-2-0-1, Mims 28-4-32-2-1-1, Clark 27-4-31-9-1-0, Young 23-3-26-0-0-0, Harrison 21-3-24-5-0-0, Gordon 18-2-20-0-0-0, Johnson 14-1-15-1-1-0, Parrella 9-3-12-1-0-0, Brandon 5-1-6-1-0-0, Barrie 2-0-2-0-0-0, Castle 2-0-2-1-0-0, Montreuil 0-0-0-1-0-0

Special Teams Tackles (solo-ast-total): Orlando 15-1-16, Fletcher 11-0-11, Young 11-0-11, Montreuil 10-1-11, Harrison 8-1-9, Gordon 7-0-7, Castle 6-0-6, Hendrix 6-0-6, Culver 5-0-5, Gibson 4-0-4, Shaw 4-0-4, Clark 2-2-4, Brandon 3-0-3, Binn 1-1-2, Bennett 1-0-1, Bush 1-0-1, Seau 1-0-1, May 1-0-1

1994 FINAL STATISTICS

[11-5 Overall] First AFC West - Bobby Ross Home (5-3); Away (6-2); Postseason (2-1)

Date	W/L	Score	Opponent	Att.
09/04	W	37-34	at Denver	74,032
09/11	W	27-10	Cincinnati	53,217
09/18	W	24-10	at Seattle	65,536
09/25	W	26-24	at L.A. Raiders	55,385
10/09	W	20-6	Kansas City †	62,923
10/16	W	36-22	at New Orleans	50,565
10/23	L	15-20	Denver †	61,626
10/30	W	35-15	Seattle †	59,001
11/06	L	9-10	at Atlanta	59,217
11/13	W	14-13	at Kansas City	76,997
11/20	L	17-23	at New England	59,690
11/27	W	31-17	L.A. Rams †	59,579
12/05	L	17-24	L.A. Raiders †	63,012
12/11	L	15-38	San Francisco †	62,105
12/18	W	21-6	at New York Jets	48,213
12/24	W	37-34	Pittsburgh †	58,379
AFC Divisional Playoffs				
01/08	W	22-21	Miami	63,381
AFC Championship Game				
01/15	W	17-13	at Pittsburgh	61,545
Super Bowl XXIX (Miami, Fla.)				
01/29	L	26-49	San Francisco	74,107

Team Statistics	Chargers	Opponents
TOTAL FIRST DOWNS	311	308
Rushing	102	89
Passing	181	191
Penalty	28	28
Third Down: Made/Att.	88/223	77/210
Third Down Pct.	39.5	36.7
Fourth Down: Made/Att.	10/17	13/25
Fourth Down Pct.	58.8	52.0
TOTAL NET YARDS	5220	5062
Avg. Per Game	326.3	316.4
Total Plays	1033	1005
Avg. Per Play	5.1	5.0
NET YARDS RUSHING	1852	1404
Avg. Per Game	115.8	87.8
Total Rushes	482	385
NET YARDS PASSING	3368	3658
Avg. Per Game	210.5	228.6
Sacked/Yards Lost	29/251	43/253
Gross Yards	3619	3911
Attempts/Completions	522/305	577/363
Completion Pct.	58.4	62.9
Had Intercepted	14	17
PUNTS/AVERAGE	72/41.0	76/43.3
NET PUNTING AVG.	35.0	36.0
PENALTIES/YARDS	96/875	109/989
FUMBLES/BALL LOST	19/9	29/15
TOUCHDOWNS		
Rushing	13	11
Passing	20	20
Returns	7	3
TIME OF POSSESSION	30:19	29:41

Score by Quarters	Q1	Q2	Q3	Q4	OT	PTS.
Chargers	52	134	95	100	0	381
Opponents	51	104	46	105	0	306

Scoring	TD	RU	PA	RT	PAT	FG	S	PTS.
Carney	0	0	0	0	33/33	34/38	0	135
Means	12	12	0	0	0/0	0/0	0	72
Martin	7	0	7	0	0/0	0/0	0	42
Seay	6	0	6	0	0/0	0/0	0	36
Harmon	2	1	1	0	0/0	0/0	0	18
Jefferson	3	0	3	0	0/0	0/0	0	18
Coleman	2	0	2	0	0/0	0/0	0	12
Gordon	2	0	2	0	0/0	0/0	0	12
Pupunu	2	0	2	0	0/0	0/0	0	12
Richard	2	0	2	0	0/0	0/0	0	12
Vanhorse	1	0	1	0	0/0	0/0	0	6
D. Young	1	0	1	0	0/0	0/0	0	6
Chargers	40	13	20	7	33/33	34/38	0	381
Opponents	34	11	20	3	30/30	22/27	0	306

2-Pt. Conversions: Chargers 3-7, Opponents 3-4

Sacks: O'Neal 12.5, Mims 11.0, Lee 6.5, Seau 5.5, White 2.0, Johnson 1.5, Parrella 1.0, L. Young 1.0, R. Davis 0.5, L. Miller 0.5, **Chargers 43.0**, Opponents 29.0

Passing	Att.	Comp.	Yds.	Comp.%	Yds./Att.
Humphries	453	264	3209	.583	7.08
Gilbert	67	41	410	.612	6.12
Martin	1	0	0	.000	0.00
Means	1	0	0	.000	0.00
Chargers	522	305	3619	.584	6.93
Opponents	577	363	3911	.629	6.78

Rushing	No.	Yds.	Avg.	Long	TD
Means	343	1350	3.9	25	12
Biemiemy	73	295	4.0	36	0
Harmon	25	94	3.8	15t	1
Culver	8	63	7.9	22	0
Jefferson	3	40	13.3	22	0
Humphries	19	19	1.0	8	0
Hendrickson	1	3	3.0	3	0
Gilbert	8	-3	-4	5	0
Martin	2	-9	-4.5	4	0
Chargers	482	1852	3.8	36	13
Opponents	385	1404	3.6	24	11

Receiving	No.	Yds.	Avg.	Long	TD
Seay	58	645	11.1	49t	6
Harmon	58	615	10.6	35	1
Martin	50	885	17.7	99t	7
Jefferson	43	627	14.6	52t	3
Means	39	235	6.0	22	0
Pupunu	21	214	10.2	25	2
D. Young	17	217	12.8	31	1
Mitchell	11	105	9.5	36	0
Biemiemy	5	48	9.6	25	0
May	2	22	11.0	18	0
Barnes	1	6	6.0	6	0
Chargers	305	3619	11.9	99t	20
Opponents	363	3911	10.8	84t	20

Interceptions	No.	Yds.	Avg.	Long	TD
Richard	4	224	56.0	99t	2
Gordon	4	32	8.0	23	0
Carrington	3	51	17.0	32	0
Harper	3	28	9.3	15	0
Vanhorse	2	56	28.0	50t	1
Griggs	1	11	11.0	11	0
Chargers	17	402	23.6	99t	3
Opponents	14	233	16.6	90t	2

Punting	No.	Yds.	Avg.	Net	TB	I-20	Lg.	B
Wagner	65	2705	41.6	35.3	3	20	59	0
Kidd TM	7	246	35.1	32.3	1	1	53	0
Chargers	72	2951	41.0	35.0	4	21	59	0
Opponents	76	3290	43.3	36.0	4	19	62	0

Punt Returns	Ret.	FC	Yds.	Avg.	Lg.	TD
Gordon	36	19	475	13.2	90t	2
Chargers	36	19	475	13.2	90t	2
Opponents	38	14	348	9.2	44	0

Kickoff Returns	Ret.	Yds.	Avg.	Long	TD
Coleman	49	1293	26.4	90t	2
Harmon	9	157	17.4	25	0
Martin	8	167	20.9	29	0
Mitchell	1	18	18.0	18	0
Parker	1	1	1.0	1	0
Chargers	68	1636	24.1	90t	2
Opponents	79	1740	22.0	93t	1

Field Goals	1-19	20-29	30-39	40-49	50+
Carney	0/0	12/12	15/15	5/9	2/2
Chargers	0/0	12/12	15/15	5/9	2/2
Opponents	1/1	10/10	7/8	3/6	1/2

Defensive Tackles [solo-ast-total-pd-ff-fr]: Seau 124-31-155-3-1-3, Gordon 75-14-89-8-0-2, Carrington 68-20-88-7-1-2, Richard 69-10-79-7-2-0, Griggs 58-14-72-2-0-0, Gibson 50-18-68-3-0-0, Harper 56-10-66-14-0-0, O'Neal 47-13-60-4-2-1, Mims 35-6-41-4-1-2, Lee 30-9-39-1-1-1, Davis 21-9-30-0-1-0, Vanhorse 23-5-28-3-0-0, Young 14-5-19-1-0-0, Clark 9-2-11-0-0-0, Castle 8-2-10-2-0-0, Parrella 6-2-8-1-0-0, Johnson 4-2-6-0-0-0, White 4-1-5-0-1-0, Hendrickson 2-0-2-0-0-0, Bush 2-0-2-0-0-0, Miller 1-1-2-0-0-0, Winter 1-0-1-0-1-0-1

Special Teams Tackles [solo-ast-total]: Harrison 17-3-20, Richard 13-2-15, Bush 11-1-12, Castle 11-0-11, Miller 11-0-11, Coleman 8-2-10, Vanhorse 8-0-8, Binn 6-1-7, Hendrickson 5-1-6, Biemiemy 3-1-4, Young 3-0-3, Clark 1-2-3, Carney 2-0-2, Griggs 2-0-2, Carrington 1-0-1, Culver 1-0-1, May 1-0-1, O'Neal 1-0-1, Wagner 1-0-1, Mitchell 0-1-1

1993 FINAL STATISTICS

(8-8 Overall) Fourth AFC West - Bobby Ross
Home (4-4); Away (4-4)

Date	W/L	Score	Opponent	Att.
09/05	W	18-12	Seattle †	58,039
09/12	L	17-34	at Denver	75,074
09/19	W	18-17	Houston	58,519
10/03	L	14-31	at Seattle	54,778
10/10	L	3-16	at Pittsburgh	55,264
10/17	L	14-17	Kansas City †	60,729
10/31	W	30-23	at L.A. Raiders	45,122
11/07	W	30-17	at Minnesota	55,527
11/14	L	13-16	Chicago †	58,459
11/21	L	7-12	L.A. Raiders †	60,615
11/29	W	31-0	at Indianapolis	54,110
12/05	W	13-10	Denver †	60,233
12/12	L	13-20	Green Bay †	57,930
12/19	L	24-28	at Kansas City	74,778
12/27	W	45-20	Miami †	60,311
01/02	W	32-17	at Tampa Bay	35,587

Team Statistics		Chargers	Opponents
TOTAL FIRST DOWNS		313	299
Rushing		120	86
Passing		171	192
Penalty		22	21
Third Down: Made/Att.		89/224	83/210
Third Down Pct.		.397	.395
Fourth Down: Made/Att.		6/15	4/8
Fourth Down Pct.		.400	.500
TOTAL NET YARDS		4967	5066
Avg. Per Game		310.4	316.6
Total Plays		1050	1002
Avg. Per Play		4.7	5.1
NET YARDS RUSHING		1824	1314
Avg. Per Game		114.0	82.1
Total Rushes		455	414
NET YARDS PASSING		3143	3752
Avg. Per Game		196.4	234.5
Sacked/Yards Lost		32/240	32/206
Gross Yards		3383	3958
Attempts/Completions		563/301	556/329
Completion Pct.		.535	.592
Had Intercepted		14	22
PUNTS/AVERAGE		74/42.3	72/42.1
NET PUNTING AVG.		36.4	35.5
PENALTIES/YARDS		87/699	94/724
FUMBLES/BALL LOST		13/5	19/12
TOUCHDOWNS		33	30
Rushing		14	10
Passing		18	17
Returns		1	3
TIME OF POSSESSION		29:52	30:08

Score by Quarters	Q1	Q2	Q3	Q4	OT	PTS.
Chargers	66	76	67	113	0	322
Opponents	50	102	83	55	0	290

Scoring	TD	RU	PA	RT	PAT	FG	S	PTS.
Carney	0	0	0	0	31/33	31/40	0	124
Means	8	8	0	0	0/0	0/0	0	48
A. Miller	7	0	7	0	0/0	0/0	0	42
Butts	4	4	0	0	0/0	0/0	0	24
Lewis	4	0	4	0	0/0	0/0	0	24
Harmon	2	0	2	0	0/0	0/0	0	12
Jefferson	2	0	2	0	0/0	0/0	0	12
Young	2	0	2	0	0/0	0/0	0	12
Biemiemy	1	1	0	0	0/0	0/0	0	6
Frank	1	0	0	1	0/0	0/0	0	6
Kidd	1	1	0	0	0/0	0/0	0	6
Walker	1	0	1	0	0/0	0/0	0	6
Chargers	33	14	18	1	31/33	31/40	0	322
Opponents	30	10	17	3	30/30	26/33	1	290

2-Pt. Conversions: Chargers 0-0, Opponents 0-0

Sacks: O'Neal 12.0, Mims 7.0, Grossman 4.5, Lee 3.0, Richard 2.0, B. Winter 2.0, Carrington 1.0, Pope 0.5, Chargers 32.0, Opponents 32.0

Special Teams Tackles (solo-ast-total) Bush 12-1-13, Hendrickson 7-3-10, Fields 7-0-7, Vanhorse 7-0-7, Pope 6-1-7, Carrington 6-0-6, Fuller 6-0-6, Plummer 6-0-6, Richard 6-0-6, Gordon 5-0-5, Anno 4-1-5, Pece 3-0-3, May 3-0-3, Castle 2-1-3, Miller 2-1-3, Pupunu 2-1-3, Frank 2-0-2, Whitey 2-0-2, Brady 1-0-1, Carney 1-0-1, Dyal 1-0-1, Harmon 1-0-1, Johnson 1-0-1

Passing	TD	Att.	Comp.	Yds.	Comp.%	Yds./Att.
Humphries	324	173	1981	.534	6.11	
Friesz	238	128	1402	.538	5.89	
Means	1	0	0	.000	0.00	
Chargers	563	301	3383	.535	6.01	
Opponents	556	329	3958	.592	7.12	

Rushing	No.	Yds.	Avg.	Long	TD
Butts	185	746	4.0	27	4
Means	160	645	4.0	65t	8
Harmon	46	216	4.7	19	0
Biemiemy	33	135	4.1	12	1
Jefferson	3	53	10.6	33	0
Humphries	8	37	4.6	27	0
Friesz	10	3	0.3	2	0
Lewis	3	2	0.7	7	0
Hendrickson	1	0	0.0	0	0
A. Miller	1	0	0.0	0	0
Kidd	3	-13	-4.3	2t	1
Chargers	455	1824	4.0	65t	14
Opponents	414	1314	3.2	19	10

Receiving	No.	Yds.	Avg.	Long	TD
A. Miller	84	1162	13.8	66t	7
Harmon	73	671	9.2	37	2
Lewis	38	463	12.2	47	4
Jefferson	30	391	13.0	39t	2
Walker	21	212	10.1	25t	1
Butts	15	105	7.0	23	0
Pupunu	13	142	10.9	28	0
Barnes	10	137	13.7	21	0
Means	10	59	5.9	11	0
Young	6	41	6.8	12t	2
Biemiemy	1	0	0.0	0	0
Chargers	301	3383	11.2	66t	18
Opponents	329	3958	12.0	71t	17

Interceptions	No.	Yds.	Avg.	Long	TD
Carrington	7	104	14.9	28	0
Frank	3	119	39.7	102t	1
Seau	2	58	29.0	42	0
Pope	2	14	7.0	12	0
Plummer	2	7	3.5	6	0
Vanhorse	2	0	0.0	0	0
Hendrickson	1	16	16.0	16	0
Gordon	1	3	3.0	3	0
Davis	1	0	0.0	0	0
Richard	1	-2	-2.0	-2	0
Chargers	22	319	14.5	102t	1
Opponents	14	271	19.4	68	2

Punting	No.	Yds.	Avg.	Net	TB	I-20	Lg.	B
Kidd	57	2431	42.6	35.9	7	16	67	0
Sullivan TM	13	541	41.6	39.1	0	3	50	0
Carney	4	155	38.8	34.8	0	1	46	0
Chargers	74	3127	42.3	36.4	7	20	67	0
Opponents	72	3031	42.1	35.5	3	23	77	0

Punt Returns	Ret.	FC	Yds.	Avg.	Lg.	TD
Gordon	31	15	395	12.7	54	0
Lewis	3	2	17	5.7	7	0
Chargers	34	17	412	12.1	54	0
Opponents	36	21	292	8.1	30	0

Kickoff Returns	Ret.	Yds.	Avg.	Long	TD
Lewis	33	684	20.7	60	0
Biemiemy	7	110	15.7	18	0
Hendrickson	2	25	12.5	13	0
Means	2	22	11.0	14	0
A. Miller	2	42	21.0	29	0
Harmon	1	18	18.0	18	0
Chargers	47	901	19.2	60	0
Opponents	64	1063	16.6	48	0

Field Goals	1-19	20-29	30-39	40-49	50+
Carney	1/1	7/7	14/17	7/12	2/3
Chargers	1/1	7/7	14/17	7/12	2/3
Opponents	0/0	10/10	11/13	1/3	4/7

Carney (26G,44G,51G,32G,51G,19G) (30G) (34G,34G,27G,27G,36G,27G) (48N) (33G) (46B,31B) (45G,36G,38G) (36G,37N) (28G,30B,26G,40N) () (36G) (56N,47N,27G,34G) (47G,43G) (38G) (32G,49N) (48G,38G,43G,45G)

Defensive Tackles (solo-ast-total-pd-ff-fr) Seau 108-21-129-11-1-1, Plummer 78-15-93-1-2-0, Carrington 67-12-79-14-0-1, Richard 69-8-77-5-1-0, Frank 65-8-73-12-0-0, O'Neal 49-7-56-6-2-1, Lee 36-9-45-0-0-1, Vanhorse 36-6-42-2-0-0, Gordon 40-1-41-5-0-1, Pope 32-6-38-4-1-0, Mims 28-4-32-0-2-2, Winter 25-7-32-0-0-1, Hendrickson 23-5-28-0-0-1, Grossman 16-7-23-4-0-1, Williams 14-4-18-0-0-0, Fuller 8-0-8-3-0-0, Davis 4-0-4-1-0-0, Fields 2-1-3-0-0-0, Bush 1-1-2-0-0-0, Richards 1-0-1-0-0-0, White 1-0-1-0-0-0, Castle 0-1-1-0-0-0, Johnson 0-1-1-0-0-0

TD	TD%	Int.	Int.%	Long	Sack/Lost	Rating
12	.037	10	.031	48t	18/142	71.5
6	.025	4	.017	66t	14/98	72.8
0	.000	0	.000	0	0/0	39.6
18	.032	14	.025	66t	32/240	72.0
17	.031	22	.040	71t	32/206	74.8

1992 FINAL STATISTICS

[11-5 Overall] First AFC West - Bobby Ross Home (6-2); Away (5-3); Postseason (1-1)

Date	W/L	Score	Opponent	Att.
09/06	L	10-24	Kansas City	45,024
09/13	L	13-21	at Denver	74,367
09/20	L	6-23	Pittsburgh	46,127
09/27	L	0-27	at Houston	57,491
10/04	W	17-6	Seattle	36,783
10/18	W	34-14	at Indianapolis	48,552
10/25	W	24-21	Denver	53,576
11/01	W	26-0	Indianapolis	40,324
11/08	L	14-16	at Kansas City	72,826
11/15	W	14-13	at Cleveland	58,396
11/22	W	29-14	Tampa Bay	43,197
11/29	W	27-3	L.A. Raiders †	59,894
12/06	W	27-21	at Phoenix	26,880
12/13	W	27-10	Cincinnati	50,579
12/20	W	36-14	at L.A. Raiders	40,152
12/27	W	31-14	at Seattle	49,324
AFC Wild Card Playoffs				
01/02	W	17-0	Kansas City	60,681
AFC Divisional Playoffs				
01/10	L	0-31	at Miami	71,224

Team Statistics

	Chargers	Opponents
TOTAL FIRST DOWNS	302	250
Rushing	118	80
Passing	161	157
Penalty	23	13
Third Down: Made/Att.	87/221	73/200
Third Down Pct.	.394	.365
Fourth Down: Made/Att.	6/13	3/12
Fourth Down Pct.	.462	.250
TOTAL NET YARDS	5221	4227
Avg. Per Game	326.3	264.2
Total Plays	1018	907
Avg. Per Play	5.1	4.7
NET YARDS RUSHING	1875	1395
Avg. Per Game	117.2	87.2
Total Rushes	489	365
NET YARDS PASSING	3346	2832
Avg. Per Game	209.1	177.0
Sacked/Yards Lost	33/268	51/356
Gross Yards	3614	3188
Attempts/Completions	496/282	491/271
Completion Pct.	.569	.552
Had Intercepted	21	25
PUNTS/AVERAGE	68/42.6	80/44.6
NET PUNTING AVG.	36.4	38.1
PENALTIES/YARDS	91/813	98/798
FUMBLES/BALL LOST	26/12	18/11
TOUCHDOWNS	36	29
Rushing	18	10
Passing	16	17
Returns	2	2
TIME OF POSSESSION	32:03	27:57

Score by Quarters

	Q1	Q2	Q3	Q4	OT	PTS.
Chargers	69	92	12	102	0	335
Opponents	62	46	59	74	0	241

Scoring	TD	RU	PA	RT	PAT	FG	S	PTS.
Carney	0	0	0	0	35/35	26/32	0	113
Miller	8	0	7	1	0/0	0/0	0	48
Bernstine	4	4	0	0	0/0	0/0	0	24
Butts	4	4	0	0	0/0	0/0	0	24
Harmon	4	3	1	0	0/0	0/0	0	24
Humphries	4	4	0	0	0/0	0/0	0	24
Lewis	4	0	4	0	0/0	0/0	0	24
Bieniemy	3	3	0	0	0/0	0/0	0	18
Jefferson	2	2	0	0	0/0	0/0	0	12
Walker	2	0	2	0	0/0	0/0	0	12
Carrington	1	0	1	0	0/0	0/0	0	6
Grossman	0	0	0	0	0/0	0/0	2	4
Mims	0	0	0	0	0/0	0/0	1	2
Chargers	36	18	16	2	35/35	26/32	3	335
Opponents	29	10	17	2	28/29	13/16	0	241

2-Pt. Conversions: Chargers 0-0, Opponents 0-0

Sacks: O'Neal 17.0, Mims 10.0, Grossman 8.0, B. Winter 6.0, Seau 4.5, Thornton 2.0, D. Hall 1.0, Rolling 1.0, White 1.0, Lee 0.5, **Chargers 51.0**, Opponents 33.0

Passing	Att.	Comp.	Yds.	Comp.%	Yds./Att.
Humphries	454	263	3356	.579	7.39
Gagliano	42	19	258	.452	6.14
Chargers	496	282	3614	.569	7.29
Opponents	491	271	3188	.552	6.49

Rushing	No.	Yds.	Avg.	Long	TD
Butts	218	809	3.7	22	4
Bernstine	106	499	4.7	25t	4
Bieniemy	74	264	3.6	21	3
Harmon	55	235	4.3	33	3
Humphries	28	79	2.8	25	4
Lewis	2	7	3.5	4	0
Miller	1	-1	-1.0	-1	0
Gagliano	3	-4	-1.3	0	0
Kidd	2	-13	-6.5	0	0
Chargers	489	1875	3.8	33	18
Opponents	365	1395	3.8	52	10

Receiving	No.	Yds.	Avg.	Long	TD
Harmon	79	914	11.6	55	1
Miller	72	1060	14.7	67t	7
Lewis	34	580	17.1	62	4
Walker	34	393	11.6	59	2
Jefferson	29	377	13.0	51	2
Brennan TM	3	22	7.3	12	0
Bernstine	12	86	7.2	16	0
Butts	9	73	8.1	22	0
Bieniemy	5	49	9.8	25	0
Young	4	45	11.3	14	0
Clairborne	1	15	15.0	15	0
Chargers	282	3614	12.8	67t	16
Opponents	271	3188	11.8	83t	17

Interceptions	No.	Yds.	Avg.	Long	TD
Carrington	6	152	25.3	69	1
Byrd	4	88	22.0	44	0
Frank	4	37	9.3	33	0
Richard	3	26	8.7	20	0
Seau	2	51	25.5	29	0
Plummer	2	40	20.0	38	0
Blaylock	2	0	0.0	0	0
Vanhorse	1	11	11.0	11	0
Fields	1	0	0.0	0	0
Chargers	25	405	16.2	69	1
Opponents	21	241	11.5	99t	1

Punting	No.	Yds.	Avg.	Net	TB	I-20	Lg.	B
Kidd	68	2899	42.6	36.4	9	22	65	0
Chargers	68	2899	42.6	36.4	9	22	65	0
Opponents	80	3565	44.6	38.1	8	18	62	0

Punt Returns	Ret.	FC	Yds.	Avg.	Lg.	TD
Bieniemy	30	3	229	7.6	21	0
Lewis	13	5	127	9.8	25	0
Brennan TM	1	1	3	3.0	3	0
Chargers	44	12	359	8.2	25	0
Opponents	24	19	244	10.0	46t	1

Kickoff Returns	Ret.	Yds.	Avg.	Long	TD
Lewis	19	402	21.2	62	0
Bieniemy	15	257	17.1	30	0
Harmon	7	96	13.7	30	0
Hendrickson	2	14	7.0	8	0
Brennan TM	1	10	10.0	10	0
Miller	1	33	33.0	33	0
Chargers	45	812	18.0	62	0
Opponents	54	962	17.8	52	0

Field Goals	1-19	20-29	30-39	40-49	50+
Carney	0/0	13/14	5/7	7/8	1/3
Chargers	0/0	13/14	5/7	7/8	1/3
Opponents	0/0	4/5	4/5	5/6	0/0

Carney (45G) (37B,20G,27G) (24G,43G,25N) () (49G,34N,51N) (23G,27G) (52N,37G) (33G) () (48B) (28G,31G) (27G,21G) (50G,43G) (21G,48G) (42G,23G,25G,28G,23G) (31G,38G,47G)

Defensive Tackles (solo-ast-total-pd-ff-fr) Seau 79-23-102-10-1-1, Richard 59-20-79-3-0-1, O'Neal 68-10-78-4-0-1, Mims 41-12-53-4-1-1, Plummer 41-12-53-2-1-1, Vanhorse 43-7-50-11-0-0-1, Byrd 45-4-49-20-1-2, Rolling 42-7-49-1-2-1, Carrington 42-5-47-8-2-0, Grossman 42-5-46-1-0-0, Winter 32-9-41-2-0-0, Blaylock 33-4-37-6-0-0, Thornton 21-8-29-3-0-1, Frank 26-3-29-8-0-0, Hall 22-4-26-5-2-0, Fields 19-6-25-3-0-0, Hendrickson 7-4-11-0-0-0, Lee 5-2-7-0-1-1, Murphy 1-1-2-0-0-0, Savage 1-0-1-0-0-0, White 1-0-1-0-0-0

Special Teams Tackles (solo-ast-total): Hendrickson 10-2-12, Marve 7-2-9, Frank 7-1-8, May 5-3-8, Richard 7-0-7, Carrington 6-0-6, Plummer 3-2-5, Vanhorse 3-2-5, Hall 3-1-4, Murphy 3-1-4, Jefferson 3-0-3, Pope 2-1-3, Brennan 2-0-2, Fields 2-0-2, Anno 2-0-2, Bieniemy 1-0-1, Carney 1-0-1, Harmon 1-0-1, Kidd 1-0-1

TD	TD%	Int.	Int.%	Long	Sack/Lost	Rating
16	.035	18	.040	67t	28/218	76.4
0	.000	3	.071	55	5/50	35.6
16	.032	21	.042	67t	33/268	72.9
17	.035	25	.051	83t	51/356	65.5

1991 FINAL STATISTICS

(4-12 Overall) Fifth AFC West - Dan Henning Home (3-5); Away (1-7)

Date	W/L	Score	Opponent	Att.
09/01	L	20-26	at Pittsburgh	55,848
09/08	L	14-34	at San Francisco	60,753
09/15	L	10-13	Atlanta	44,804
09/22	L	19-27	at Denver	73,258
09/29	L	13-14	Kansas City	44,907
10/06	W	21-13	at L.A. Raiders	42,787
10/13	L	24-30	at L.A. Rams	47,433
10/20	L	24-30 OT	Cleveland	48,440
10/27	L	9-20	at Seattle	58,025
11/03	W	17-14	Seattle	43,597
11/17	W	24-21	New Orleans	48,420
11/24	L	3-24	at New York Jets	59,025
12/01	L	7-9	L.A. Raiders †	56,780
12/08	L	17-20 OT	at Kansas City	73,330
12/15	W	38-30	Miami	47,731
12/22	L	14-17	Denver	51,449

Team Statistics

	Chargers	Opponents
TOTAL FIRST DOWNS	285	292
Rushing	114	94
Passing	155	181
Penalty	16	17
Third Down: Made/Att.	76/217	68/189
Third Down Pct.	.350	.360
Fourth Down: Made/Att.	13/25	6/8
Fourth Down Pct.	.520	.750
TOTAL NET YARDS	4995	5111
Avg. Per Game	312.2	319.4
Total Plays	1010	961
Avg. Per Play	4.9	5.3
NET YARDS RUSHING	2248	1666
Avg. Per Game	140.5	104.1
Total Rushes	464	430
NET YARDS PASSING	2747	3445
Avg. Per Game	171.7	215.3
Sacked/Yards Lost	35/236	28/183
Gross Yards	2983	3628
Attempts/Completions	511/272	503/300
Completion Pct.	.532	.596
Had Intercepted	16	19
PUNTS/AVERAGE	77/39.8	76/40.3
NET PUNTING AVG.	34.8	35.2
PENALTIES/YARDS	96/799	87/718
FUMBLES/BALL LOST	24/12	22/9
TOUCHDOWNS	31	39
Rushing	16	15
Passing	13	22
Returns	2	2
TIME OF POSSESSION	30:02	29:59

Score by Quarters

Chargers	Q1	Q2	Q3	Q4	OT	PTS.
Chargers	41	95	37	101	0	274
Opponents	63	97	73	100	9	342

Scoring

	TD	RU	PA	RT	PAT	FG	S	PTS.
Carney	0	0	0	0	31/31	19/29	0	88
Bernstine	8	8	0	0	0/0	0/0	0	48
Butts	7	6	1	0	0/0	0/0	0	42
Lewis	4	0	3	1	0/0	0/0	0	24
McEwen	3	0	3	0	0/0	0/0	0	18
Miller	3	0	3	0	0/0	0/0	0	18
Harmon	2	1	1	0	0/0	0/0	0	12
Hendrickson	2	1	1	0	0/0	0/0	0	12
Frank	1	0	0	1	0/0	0/0	0	6
Jefferson	1	0	1	0	0/0	0/0	0	6
Chargers	31	16	13	2	31/31	19/29	0	274
Opponents	39	15	22	2	37/38	23/29	1	342

2-Pt. Conversions: Chargers 0-0, Opponents 0-0

Sacks: O'Neal 9.0, Seau 7.0, Grossman 5.5, Benson 1.0, Elder 1.0, Phillips 1.0, Plummer 1.0, Rolling 1.0, Shelton 1.0, Hinkle 0.5, **Chargers 28.0**, Opponents 35.0

Special Teams Tackles (solo-ast-total): Carrington 16-3-19, Clark 12-1-13, Hendrickson 9-3-12, Frank 9-0-9, Elder 8-1-9, Butts 6-0-6, Thaxton 5-1-6, Harmon 4-1-5, Bayless 3-0-3, Kirk 3-0-3, Plummer 2-0-2, Biemiemy 1-0-1, Mack 1-0-1, Rodenhauser 1-0-1, Fields 0-1-1

Passing	Att.	Comp.	Yds.	Comp. %	Yds./Att.
Friesz	487	262	2896	.538	5.95
Gagliano	23	9	76	.391	3.30
Bernstine	1	1	11	100.0	11.00
Chargers	511	272	2983	.532	5.84
Opponents	503	300	3628	.596	7.21

Rushing	No.	Yds.	Avg.	Long	TD
Butts	193	834	4.3	44	6
Bernstine	159	766	4.8	63t	8
Harmon	89	544	6.1	33	1
Jefferson	1	27	27.0	27	0
Gagliano	3	19	6.3	16	0
Friesz	10	18	1.8	11	0
Biemiemy	3	17	5.7	15	0
Lewis	3	10	3.3	9	0
Samuels	2	10	5.0	6	0
Hendrickson	1	3	3.0	3t	1
Chargers	464	2248	4.8	63t	16
Opponents	430	1666	3.9	63t	15

Receiving	No.	Yds.	Avg.	Long	TD
Harmon	59	555	9.4	36	1
Miller	44	649	14.8	58	3
Lewis	42	554	13.2	49t	3
McEwen	37	399	10.8	30	3
Taylor	24	218	9.1	27	0
Walker	20	134	6.7	14	0
Jefferson	12	125	10.4	29	1
Bernstine	11	124	11.3	25	0
Butts	10	91	9.1	46	1
Cox TM	5	53	10.6	19	0
Hendrickson	4	36	9.0	20	1
Samuels	2	33	16.5	29	0
Young	2	12	6.0	6	0
Chargers	272	2983	11.0	58	13
Opponents	300	3628	12.1	89t	22

Interceptions	No.	Yds.	Avg.	Long	TD
Byrd	6	48	8.0	22	0
Carrington	3	30	10.0	19	0
Rolling	2	54	27.0	47	0
Richard	2	5	2.5	3	0
Smith	2	0	0.0	0	0
Frank	1	71	71.0	71t	1
Shelton	1	19	19.0	19	0
Bayless	1	0	0.0	0	0
Elder	1	0	0.0	0	0
Chargers	19	227	11.9	71t	1
Opponents	16	183	11.4	49t	1

Punting	No.	Yds.	Avg.	Net	TB	I-20	Lg.	B
Kidd	76	3064	40.3	34.8	6	22	60	1
Chargers	77	3064	39.8	34.8	6	22	60	1
Opponents	76	3064	40.3	35.2	3	18	60	0

Punt Returns	Ret.	FC	Yds.	Avg.	Lg.	TD
Taylor	28	18	269	9.6	48	0
Lewis	5	5	59	11.8	26	0
Byrd	0	2	0	0.0	0	0
Chargers	33	25	328	9.9	48	0
Opponents	32	25	267	8.3	32	0

Kickoff Returns	Ret.	Yds.	Avg.	Long	TD
Elder	27	535	19.8	42	0
Lewis	23	578	25.1	95t	1
Harmon	2	25	12.5	14	0
Benson	1	2	2.0	2	0
Bernstine	1	7	7.0	7	0
Butts	1	0	0.0	0	0
Carrington	0	24	-	24	0
Chargers	55	1171	21.3	95t	1
Opponents	52	1034	19.9	76	0

Field Goals	1-19	20-29	30-39	40-49	50+
Carney	1/1	6/6	6/8	4/10	2/4
Chargers	1/1	6/6	6/8	4/10	2/4
Opponents	2/2	6/6	11/13	1/4	3/4

(Carney (36N,48G,35G) | (53N,47N,39G,47N) | (41G,43G,43G,36G) | (36N,26G,37G) | (77G,48N) | (29G,24G,56N,36G) | (54G) | (19G) | (53G,46N) | (448) | (47N,27G) | (35G) |)

Defensive Tackles (solo-ast-total-pd-ff-fr): Seau 111-18-129-2-0, Plummer 88-23-111-0-1-1, O'Neal 63-5-68-1-2-0, Rolling 52-11-63-5-0-1, Richard 50-9-59-3-1-0, Grossman 47-10-57-0-1-1, Bayless 46-11-57-6-2-1, Seale 47-5-52-8-1-0, Frank 40-1-41-6-0-0, Byrd 33-6-39-16-1-0, Phillips 32-4-36-2-2-1, Hinkle 28-4-32-0-2-1, Shelton 23-3-26-1-0-0, Smith 17-6-23-3-2-1, Elder 20-2-22-3-0-0, Thornton 16-2-18-1-0-0, Carrington 17-0-17-7-0-0, Thaxton 4-0-4-0-0-0, Benson 3-1-4-0-0-0, Mack 3-1-4-1-0-0, McClendon 1-0-1-0-0-0

TD	TD%	Int.	Int. %	Long	Sack/Lost	Rating
12	.025	15	.031	58	32/214	67.1
0	.000	1	.043	17	0/2	30.3
1	1.000	0	.000	11t	0/0	152.1
13	.025	16	.031	58	35/236	66.2
22	.044	19	.038	89t	28/183	80.7

1988 FINAL STATISTICS

(6-10 Overall) Fourth AFC West - Al Saunders
Home (3-5); Away (3-5)

Date	W/L	Score	Opponent	Att.
09/04	L	13-24	at L.A. Raiders	39,029
09/11	L	3-34	at Denver	75,359
09/18	W	17-6	Seattle	44,449
09/25	W	24-23	at Kansas City	45,498
10/02	L	0-12	Denver	55,763
10/09	L	17-23	New Orleans	42,693
10/16	L	28-31	at Miami	58,972
10/23	L	0-16	Indianapolis	37,722
10/30	L	14-17	at Seattle	59,641
11/06	L	3-13	L.A. Raiders †	55,134
11/13	W	10-7	at Atlanta	26,329
11/20	W	38-24	at L.A. Rams	45,462
11/27	L	10-48	San Francisco	51,484
12/04	L	10-27	at Cincinnati	56,866
12/11	W	20-14	Pittsburgh	33,816
12/18	W	24-13	Kansas City	26,339

Team Statistics	Chargers	Opponents
TOTAL FIRST DOWNS	255	335
Rushing	115	135
Passing	116	173
Penalty	24	27
Third Down: Made/Att.	70/204	97/221
Third Down Pct.	.343	.439
Fourth Down: Made/Att.	7/19	6/11
Fourth Down Pct.	.368	.545
TOTAL NET YARDS	4429	5418
Avg. Per Game	276.8	338.6
Total Plays	937	1072
Avg. Per Play	4.7	5.1
NET YARDS RUSHING	2041	2133
Avg. Per Game	127.6	133.3
Total Rushes	438	521
NET YARDS PASSING	2388	3285
Avg. Per Game	149.3	205.3
Sacked/Yards Lost	31/240	34/240
Gross Yards	2628	3525
Attempts/Completions	468/241	517/274
Completion Pct.	.515	.530
Had Intercepted	20	16
PUNTS/AVERAGE	86/43.5	71/39.3
NET PUNTING AVG.	34.5	32.9
PENALTIES/YARDS	118/1039	74/619
FUMBLER/BALL LOST	26/12	25/10
TOUCHDOWNS	27	38
Rushing	11	15
Passing	11	22
Returns	5	1
TIME OF POSSESSION	28:22	31:38

Score by Quarters	Q1	Q2	Q3	Q4	OT	PTS.
Chargers	72	57	37	65	0	231
Opponents	69	105	57	101	0	332

Scoring	TD	RU	PA	RT	PAT	FG	S	PTS.
Abbott	0	0	0	0	15/15	8/12	0	39
DeLine	0	0	0	0	12/12	6/8	0	30
Early	4	0	4	0	0/0	0/0	0	24
Malone	4	4	0	0	0/0	0/0	0	24
A. Miller	4	0	3	1	0/0	0/0	0	24
Anderson	3	3	0	0	0/0	0/0	0	18
Redden	3	3	0	0	0/0	0/0	0	18
Flutie	2	0	2	0	0/0	0/0	0	12
Holland	2	0	1	0	0/0	0/0	0	12
Adams	1	1	0	0	0/0	0/0	0	6
Bennett	1	0	1	0	0/0	0/0	0	6
Browner	1	0	1	0	0/0	0/0	0	6
James	1	0	1	0	0/0	0/0	0	6
Seale	1	0	1	0	0/0	0/0	0	6
Chargers	27	11	11	5	27/27	14/20	0	231
Opponents	38	15	22	1	36/37	22/36	1	332

2-Pt. Conversions: Chargers 0-0, Opponents 0-0

Sacks: Williams 11.0, O'Neal 4.0, Campbell 3.0, Hinkle 3.0, Keys 3.0, Browner 2.5, Phillips 2.0, Bayless 1.0, Glenn 1.0, P. Miller 1.0, Patterson 1.0, Smith 1.0, Wilson 0.5. **Chargers 34.0**, Opponents 31.0

Passing	Att.	Comp.	Yds.	Comp.%	Yds./Att.
Malone	272	147	1580	.540	5.81
Laufenberg	144	69	778	.479	5.40
Vlasic	52	25	270	.481	5.19
James	0	0	0	—	0
Chargers	468	241	2628	.515	5.62
Opponents	517	274	3525	.530	6.82

Rushing	No.	Yds.	Avg.	Long	TD
Anderson	225	1119	5.0	36	3
Spencer	44	215	4.9	24	0
Malone	37	169	4.6	36t	4
Adams	38	149	3.9	14	1
Laufenberg	31	120	3.9	23	0
James	23	105	4.6	23	0
Early	7	63	9.0	37	0
A. Miller	7	45	6.4	20	0
Redden	19	30	1.6	5t	3
Holland	3	19	6.3	10	0
Bernstine	2	7	3.5	5	0
Vlasic	2	0	0.0	0	0
Chargers	438	2041	4.7	37	11
Opponents	521	2133	4.1	37t	15

Receiving	No.	Yds.	Avg.	Long	TD
Holland	39	536	13.7	45	1
A. Miller	36	526	14.6	49	3
James	36	279	7.8	31	1
Anderson	32	182	5.7	20	0
Early	29	375	12.9	38t	4
Bernstine	29	340	11.7	59	0
Flutie	18	208	11.6	28	2
Cox	18	144	8.0	20	0
Jones TM	1	11	11.0	11	0
Spencer	1	14	14.0	14	0
Redden	1	11	11.0	11	0
Sievers TM	1	2	2.0	2	0
Chargers	241	2628	10.9	59	11
Opponents	274	3525	12.9	96t	22

Interceptions	No.	Yds.	Avg.	Long	TD
Byrd	7	82	11.7	42	0
Browner	2	65	32.5	55t	1
Coleman	2	0	0.0	0	0
Bennett	1	21	21.0	21	0
Smith	1	9	9.0	9	0
Faucette	1	2	2.0	2	0
Glenn	1	0	0.0	0	0
Patterson	1	0	0.0	0	0
Chargers	16	179	11.2	55t	1
Opponents	20	307	15.4	44	0

Punting	No.	Yds.	Avg.	Net	TB	I-20	Lg.	B
Mojsiejenko	85	3745	44.1	34.5	11	22	62	1
Chargers	86	3745	43.5	34.5	11	22	62	1
Opponents	71	2792	39.3	32.9	7	16	65	1

Punt Returns	Ret.	FC	Yds.	Avg.	Lg.	TD
James	28	11	278	9.9	24	0
Flutie	7	5	36	5.1	10	0
Chargers	35	16	314	9.0	24	0
Opponents	56	5	558	10.0	36	0

Kickoff Returns	Ret.	Yds.	Avg.	Long	TD
Holland	31	810	26.1	94t	1
A. Miller	25	648	25.9	93t	1
Adams	1	13	13.0	13	0
Flutie	1	10	10.0	10	0
Jones TM	1	13	13.0	13	0
Spencer	1	16	16.0	16	0
Chargers	60	1510	25.2	94t	2
Opponents	47	1055	22.4	97t	1

Field Goals	1-19	20-29	30-39	40-49	50+
Abbott	0/0	3/3	2/4	3/5	0/0
DeLine	0/0	3/3	1/1	2/4	0/0
Chargers	0/0	6/6	3/5	5/9	0/0
Opponents	0/0	8/9	7/10	5/14	2/3
Abbott (23G,33G) (48G,30N) (47G) (34B) (35G) (11) (49N) (40G) (23G,43N) (11) (11) (11)					
DeLine (11) (11) (11) (11) (11) (11) (38G) (23G) (26G,41N) (24G,42G) (45G,45N)					

Defensive Tackles (solo-st-ast-total-pd-ff-fr): Plummer 97-21-118-4-1-0, Glenn 73-17-90-8-1-2, Byrd 55-17-72-15-1-0, Williams 61-10-71-10-2-1, Faucette 43-19-62-3-0-1, Browner 47-12-59-5-0-1, Smith 39-11-50-1-1-0, Patterson 41-3-44-9-1-1, Phillips 33-8-41-1-0-0, Charles 34-6-40-0-1-1, Bennett 35-2-37-9-0-0, Seale 31-5-36-7-1-2, Figaro 24-11-35-1-0-0, Coleman 24-8-32-2-1-1, Bayless 28-3-31-1-1-0, O'Neal 22-6-28-2-1-0, Keys 22-4-26-1-0-1, Miller 19-2-21-3-0-0, Wilson 11-6-17-1-0-0, Campbell 14-1-15-0-0-0, Hinkle 10-0-10-0-0-0, Jackson 6-4-10-0-0-0, Miller 6-2-8-0-0-0, Brandon 4-2-6-1-0-1, Kirk 1-0-1-0-0-1

TD	TD%	Int.	Int.%	Sack/Lost	Rating
6	.022	13	.048	59	58.8
4	.028	5	.035	47t	18/155
1	.019	2	.038	57	3/32
0	—	0	—	0	1/8
11	.024	20	.043	59	31/240
22	.043	16	.031	96t	34/240

1987 FINAL STATISTICS

(8-7 Overall) Third AFC West - Al Saunders Home (4-3); Away (4-4)

Date	W/L	Score	Opponent	Att.
09/13	L	13-20	at Kansas City	56,940
09/20	W	28-24	St. Louis	47,988
10/04	W	10-9	at Cincinnati	26,209
10/11	W	17-13	at Tampa Bay	23,873
10/18	W	23-17	at L.A. Raiders	23,541
10/25	W	42-21	Kansas City	47,972
11/01	W	27-24 OT	Cleveland	55,381
11/08	W	16-13	at Indianapolis	60,459
11/15	W	16-14	L.A. Raiders †	60,639
11/22	L	3-34	at Seattle	62,444
11/29	L	17-31	Denver †	61,880
12/06	L	18-33	at Houston	31,714
12/13	L	16-20	Pittsburgh	51,605
12/20	L	7-20	Indianapolis	46,211
12/27	L	0-24	at Denver	21,189

Team Statistics		Chargers	Opponents
TOTAL FIRST DOWNS			
Rushing		264	280
Passing		68	120
Penalty		175	136
Third Down: Made/Att.			
		58/193	75/215
Fourth Down: Made/Att.			
		301	349
Fourth Down Pct.			
		5/15	6/10
TOTAL NET YARDS			
Avg. Per Game		305.9	330.2
Total Plays		951	1008
Avg. Per Play		4.8	4.9
NET YARDS RUSHING			
Total Rushes		1308	2171
Avg. Per Game		87.2	144.7
Total Rushes		396	522
NET YARDS PASSING			
Total Passes		3280	2782
Avg. Per Game		218.7	185.5
Sacked/Yards Lost		39/322	45/298
Gross Yards		3602	3080
Attempts/Completions		516/303	441/227
Completion Pct.		.587	.515
Had Intercepted		23	13
PUNTS/AVERAGE			
NET PUNTING AVG.		84/40.2	89/41.5
NET PUNTING AVG.			
PENALTIES/YARDS		33.8	33.6
FUMBLES/BALL LOST			
TOUCHDOWNS		98/74.3	107/86.9
		38/20	26/15
TIME OF POSSESSION			
		29	37
Rushing		11	14
Passing		11	19
Returns		5	4
TIME OF POSSESSION			
		28:08	31:52

Score by Quarters	Q1	Q2	Q3	Q4	OT	PTS.
Chargers	79	25	91	3		253
Opponents	68	104	68	77	0	317

Scoring	TD	RU	PA	RT	PAT	FG	S	PTS.
Abbott	0	0	0	0	22/23	13/22	0	61
James	6	2	3	1	0/0	0/0	0	36
G. Anderson	5	3	2	0	0/0	0/0	0	30
Winslow	3	0	3	0	0/0	0/0	0	18
Gaffney	0	0	0	0	4/5	3/6	0	13
Chandler	2	0	2	0	0/0	0/0	0	12
Fouts	2	2	0	0	0/0	0/0	0	12
Neuheisel	1	1	0	0	0/0	0/0	0	7
Adams	1	1	0	0	0/0	0/0	0	6
Bernstine	1	0	1	0	0/0	0/0	0	6
Brandon	1	0	0	1	0/0	0/0	0	6
Glenn	1	0	0	1	0/0	0/0	0	6
Middleton	1	1	0	0	0/0	0/0	0	6
L. Miller	1	0	0	1	0/0	0/0	0	6
Moffett	1	0	1	0	0/0	0/0	0	6
Patterson TM	1	0	0	1	0/0	0/0	0	6
Sartin	1	1	0	0	0/0	0/0	0	6
A. Williams	1	0	1	0	0/0	0/0	0	6
L. Williams	0	0	0	0	0/0	0/0	1	2
Chargers	29	11	13	5	26/28	16/28	2	253
Opponents	37	14	19	4	36/37	19/29	1	317

2-Pt. Conversions: Chargers 0-0, Opponents 0-0

Sacks: L. Williams 8.0, Phillips 5.0, B. Winter 4.0, Ehin 3.5, Banks 3.0, L. Miller 3.0, Smith 3.0, Bayless 2.5, Uehrein 2.5, K. Simmons 1.5, Benson 1.0, Charles 1.0, Hunter 1.0, Jackson 1.0, Kirk 1.0, T. Simmons 1.0, Snipes TM 1.0, K. Wilson 1.0, Anderson 0.5, Glenn 0.5, **Chargers 45.0**, Opponents 39.0

Defensive Tackles (solo-ast-total-pd-ff-fi) Plummer 76-12-88-2-3-2, Banks 61-10-71-5-2-2, Glenn 57-9-66-6-1-1, Bayless 44-22-66-1-1-1, Plummer 48-14-62-1-1-0, Patterson 55-3-58-13-0-1, Byrd 49-8-57-9-0-1, Phillips 43-10-53-2-0-0, Ehin 36-8-44-3-0-1, Charles 35-9-44-1-1-0, Williams 31-8-39-5-2-0, Jackson 33-9-38-0-1-1, Benson 31-7-38-0-1-1, Miller 21-0-21-1-1-2, Walters 14-6-20-1-0-0, Hunter 15-4-19-0-0-0, Kirk 11-4-15-0-0-0, Holohan 11-0-11-0-0-0, Ware 10-1-11-0-0-0, Taylor 8-3-11-0-0-0, Ureirin 6-4-10-0-0-0, Bernstine 6-3-9-0-0-0, Wilson 6-2-8-0-0-0, Sievers 7-0-7-0-0-0, Brandon 4-0-4-0-0-1, Baldwin 3-0-3-0-0-0, Mojsiejenko 2-0-2-0-0-0, Hardison 0-1-1-0-0-0

Passing	Att.	Comp.	Yds.	Comp. %	Yds./Att.	TD	TD%	Int.	Int. %	Long	Sack/Lost	Rating
Fouts	364	206	2517	.566	6.91	10	.027	15	.041	46	24/176	70.0
Neuheisel	59	40	367	.678	6.22	1	.017	1	.017	32	10/89	83.1
Herrmann	57	37	405	.649	7.11	1	.018	5	.088	34	3/37	55.1
Kelley	29	17	305	.586	10.52	1	.034	0	.000	67	1/7	106.3
Vlasic	6	3	8	.500	1.33	0	0.000	1	.167	7	1/13	16.7
Smith	1	0	0	.000	0.00	0	0.000	1	1.000	0	0/0	0.0
Chargers	516	303	3602	.587	6.98	13	.025	23	.045	67	39/322	69.9
Opponents	441	227	3080	.515	6.98	19	.043	13	.029	63	45/298	76.2

Rushing	No.	Yds.	Avg.	Long	TD	
Adams	90	343	3.8	24	1	
G. Anderson	80	260	3.3	25	3	
Ti. Spencer	73	228	3.1	16	0	
James	27	102	3.8	9	2	
Jenkins	22	88	4.0	9	0	
Middleton	18	74	4.1	26	21	1
Sartin	19	52	2.7	10	1	
Neuheisel	6	41	6.8	18	1	
Redden	11	36	3.3	7	0	
Ti. Spencer	14	24	1.7	5	0	
Holland	1	17	17.0	17	0	
Kelley	4	17	4.3	11	0	
A. Williams	4	17	4.3	10	0	
Bernstine	1	9	9.0	9	0	
Steels	1	3	3.0	3	0	
Zachary	1	3	3.0	3	0	
Moffett	1	1	1.0	1	0	
Fouts	12	0	0.0	2	2	
Herrmann	4	-1	-2.3	0	0	
Chargers	396	1308	3.3	25	11	
Opponents	522	2171	4.2	53	14	

Receiving	No.	Yds.	Avg.	Long	TD
Winslow	53	519	9.8	30	3
G. Anderson	47	503	10.7	38	2
James	41	593	14.5	46	3
Charlier	39	617	15.8	27	2
Holohan	20	239	12.0	18	0
Ti. Spencer	17	123	7.2	18	0
A. Williams	12	247	20.6	57	1
Bernstine	10	76	7.6	15	1
Middleton	8	43	5.4	17	0
Jenkins	8	40	5.0	7	0
Holt	7	56	8.0	17	0
Redden	7	46	6.6	13	0
Holland	6	138	23.0	45	0
Rome	6	49	8.2	13	0
Sartin	6	19	3.2	8	0
Moffett	5	80	16.0	25	1
Adams	4	38	9.5	21	0
Muhammad	2	87	43.5	67	0
Ti. Spencer	2	47	23.5	45	0
Ware	2	38	19.0	23	0
Steels	1	4	4.0	4	0
Chargers	303	3602	11.9	67	13
Opponents	227	3080	13.6	63	19

Interceptions	No.	Yds.	Avg.	Long	TD
Smith	5	28	5.6	12	0
Glenn	4	166	41.5	103	1
Patterson TM	1	75	75.0	75	1
Banks	1	20	20.0	20	0
Plummer	1	2	2.0	2	0
Brazley	1	0	0.0	0	0
Chargers	13	291	22.4	103	2
Opponents	23	266	11.6	58	1

Punting	No.	Yds.	Avg.	Net	TB	I-20	Lg.	B
Mojsiejenko	67	2875	42.9	33.5	12	15	57	0
Prokop	17	654	38.5	35.1	1	1	50	0
Chargers	84	3529	42.0	33.8	13	16	57	0
Opponents	89	3694	41.5	33.6	10	18	61	1

Punt Returns	Ret.	FC	Yds.	Avg.	Lg.	TD
James	32	7	400	12.5	81	1
A. Williams	10	1	96	9.6	25	0
Rome	3	1	12	4.0	6	0
Chargers	45	9	508	11.3	81	1
Opponents	43	9	429	10.0	71	1

Kickoff Returns	Ret.	Yds.	Avg.	Long	TD
G. Anderson	22	433	19.7	31	0
Holland	19	410	21.6	46	0
Sartin	5	117	23.4	28	0
Adams	4	32	8.0	11	0
Kirk	3	15	5.0	10	0
James	2	41	20.5	21	0
Jenkins	2	46	23.0	25	0
Rome	2	28	14.0	17	0
Bernstine	1	13	13.0	13	0
Hunter	1	0	0.0	0	0
Zachary	1	2	2.0	2	0
Chargers	62	1137	18.3	46	1
Opponents	50	985	19.7	95	1

Field Goals	1-19	20-29	30-39	40-49	50+
Abbott	0/0	2/3	9/10	2/6	0/3
Gaffney	0/0	3/3	0/3	0/0	0/0
Chargers	0/0	5/6	9/13	2/6	0/3
Opponents	0/0	6/7	6/9	7/12	0/1

Abbott (32G,44N,33G) (((((((((((52N,32N,20G,33G) (42G,37G,39G) (38G,47G, 39G,53N) (33G) (32G) (27G) (42N,46N,48N) (52N) (26N) Gaffney ((((30N,24G) (27G,38N) (36G,21G) ((((((((((()))))))))

1986 FINAL STATISTICS

(4-12 Overall) Fifth AFC West - Don Coryell (1-7); Al Saunders (3-5)
Home (2-6); Away (2-6)

Date	W/L	Score	Opponent	Att.
09/07	W	50-28	Miami †	57,726
09/14	L	7-20	at New York Giants	74,921
09/21	L	27-30	Washington	57,853
09/28	L	13-17	at L.A. Raiders	63,153
10/06	L	7-33	at Seattle	63,207
10/12	L	14-31	Denver †	55,662
10/19	L	41-42	at Kansas City	55,767
10/26	L	7-23	at Philadelphia	41,469
11/02	L	23-24	Kansas City	48,518
11/09	W	9-3	at Denver	75,012
11/16	L	21-24	Dallas †	55,622
11/20	L	31-37 OT	L.A. Raiders †	56,041
11/30	W	17-3	at Indianapolis	47,950
12/07	W	27-0	Houston	40,103
12/14	L	24-34	Seattle	47,096
12/21	L	17-47	at Cleveland	68,505

Team Statistics		Chargers	Opponents
TOTAL FIRST DOWNS		334	308
Rushing		98	104
Passing		212	182
Penalty		24	22
Third Down: Made/Att.		98/231	95/221
Third Down Pct.		4.24	4.30
Fourth Down: Made/Att.		6/13	1/5
Fourth Down Pct.		.462	.200
TOTAL NET YARDS		5356	5366
Avg. Per Game		334.8	335.4
Total Plays		1107	1046
Avg. Per Play		4.8	5.1
NET YARDS RUSHING		1576	1678
Avg. Per Game		98.5	104.9
Total Rushes		471	475
NET YARDS PASSING		3780	3688
Avg. Per Game		236.3	230.5
Sacked/Yards Lost		32/265	62/440
Gross Yards		4045	4128
Attempts/Completions		604/339	509/288
Completion Pct.		.561	.566
Had Intercepted		33	15
PUNTS/AVERAGE		79/40.4	81/40.8
NET PUNTING AVG.		32.9	34.9
PENALTIES/YARDS		119/977	108/918
FUMBLES/BALL LOST		29/16	42/22
TOUCHDOWNS		41	47
Rushing		19	14
Passing		21	27
Returns		1	6
TIME OF POSSESSION		30:32	29:28

Score by Quarters	Q1	Q2	Q3	Q4	OT	PTS.
Chargers	73	125	48	89	0	335
Opponents	64	98	101	127	6	396

Scoring	TD	RU	PA	RT	PAT	FG	S	PTS.
Benirschke	0	0	0	0	39/41	16/25	0	87
Anderson	9	1	8	0	0/0	0/0	0	54
McGee	7	7	0	0	0/0	0/0	0	42
Spencer	6	6	0	0	0/0	0/0	0	36
Winslow	5	0	5	0	0/0	0/0	0	30
Adams	4	4	0	0	0/0	0/0	0	24
Chandler	4	0	4	0	0/0	0/0	0	24
Joiner	2	0	2	0	0/0	0/0	0	12
Flick	1	1	0	0	0/0	0/0	0	6
Holohan	1	0	1	0	0/0	0/0	0	6
Johnson	1	0	1	0	0/0	0/0	0	6
O'Neal	1	0	0	1	0/0	0/0	0	6
Chargers	41	19	21	1	39/41	16/25	1	335
Opponents	47	14	27	6	45/46	23/31	0	396

2-Pt. Conversions: Chargers 0-0, Opponents 0-0

Sacks: Lee Williams 15.0, O'Neal 12.5, Smith 11.0, Hardison 6.5, Wilson 5.5, Benson 5.0, Ehin 2.5, Plummer 2.5, Robinson TM 1.0, Unrein 0.5, **Chargers 62.0**, Opponents 32.0

Passing	Att.	Comp.	Yds.	Comp.%	Yds./Att.
Fouts	430	252	3031	.586	7.05
Herrmann	97	51	627	.526	6.46
Flick	73	33	361	.452	4.95
Holohan	2	1	21	.500	10.50
Anderson	1	1	4	100.0	4.00
McGee	1	1	1	100.0	1.00
Chargers	604	339	4045	.561	6.70
Opponents	509	288	4128	.566	8.11

Rushing	No.	Yds.	Avg.	Long	TD
Anderson	127	442	3.5	17	1
Adams	118	366	3.1	22	4
Spencer	99	350	3.5	23	6
James	51	224	4.4	24	0
McGee	63	187	3.0	20	7
Herrmann	2	6	3.0	6	0
Flick	6	5	0.8	7	1
Mathison	1	-1	-1.0	-1	0
Fouts	4	-3	-0.7	0	0
Chargers	471	1576	3.3	24	19
Opponents	475	1678	3.5	28t	14

Receiving	No.	Yds.	Avg.	Long	TD
Anderson	80	871	10.9	65t	8
Winslow	64	728	11.4	28t	5
Chandler	56	874	15.6	40	4
Joiner	34	440	12.9	33	2
Johnson	30	399	13.3	30	1
Holohan	29	356	12.3	34	1
James	23	173	7.5	18	0
McGee	10	105	10.5	18	0
Spencer	6	48	8.0	15	0
Adams	4	26	6.5	10	0
Sievers	2	14	7.0	9	0
Ware	1	11	11.0	11	0
Chargers	339	4045	11.9	65t	21
Opponents	288	4128	14.3	72t	27

Interceptions	No.	Yds.	Avg.	Long	TD
Byrd	5	45	9.0	18	0
Dale	4	153	38.3	50	0
Glenn TM	2	31	15.5	31	0
O'Neal	2	22	11.0	17	1
Brown TM	1	23	23.0	23	0
Taylor	1	0	0.0	0	0
Chargers	15	274	18.3	50	1
Opponents	33	421	12.8	80	2

Punting	No.	Yds.	Avg.	Net	TB	I-20	Lg.	B
Mojisejenko	72	3026	42.0	32.9	11	15	62	2
Chandler	5	167	33.4	33.0	0	0	38	0
Chargers	79	3193	40.4	32.9	11	15	62	2
Opponents	81	3304	40.8	34.9	7	15	59	0

Punt Returns	Ret.	FC	Yds.	Avg.	Lg.	TD
Anderson	25	10	227	9.1	30	0
James	9	6	94	10.4	21	0
Chandler	3	0	13	4.3	10	0
Chargers	37	16	334	9.0	30	0
Opponents	43	5	370	8.6	48	1

Kickoff Returns	Ret.	Yds.	Avg.	Long	TD
Anderson	24	482	20.1	35	0
James	18	315	17.5	31	0
Adams	5	100	20.0	25	0
Spencer	5	81	16.2	21	0
Wyatt	5	74	14.8	23	0
Johnson	3	48	16.0	21	0
Winslow	2	11	5.5	8	0
Chandler	1	11	11.0	11	0
McGee	1	15	15.0	15	0
Plummer	1	0	0.0	0	0
Chargers	65	1137	17.5	35	0
Opponents	60	1088	18.1	46	0

Field Goals	1-19	20-29	30-39	40-49	50+
Benirschke	1/1	6/9	5/8	3/5	1/2
Chargers	1/1	6/9	5/8	3/5	1/2
Opponents	1/1	11/13	8/9	1/6	2/2

Benirschke (26G,36G,36G) (1)(50G,31G) (1)(30N) (1)(30G,35N,21G) (1)(31B) (25G, 48G,26N,21G) (55N,44N) (47G) (19G,26B,43N) (20G,35G) (23G) (40G,23N)

Defensive Tackles (solo-ast-total-pd-ff-fr): Smith 83-27-110-6-4-1, Dale 85-16-101-6-2-0, Plummer 78-20-98-3-1-3, Benson 65-25-90-5-3-1, O'Neal 61-21-82-6-3-1, Williams 57-16-73-6-0-1, Byrd 50-9-59-5-1-0, Lowe 43-12-55-0-1-2, Ehin 30-16-46-0-0-1, Brown 41-2-43-5-1-2, Taylor 33-6-39-12-0-1, Glenn 29-4-33-5-0-2, Davis 27-5-32-8-0-0, Alert 20-12-32-0-0-0, Robinson 20-9-29-3-2-1, Wyatt 19-6-25-1-0-0, Unrein 15-9-24-0-0-0, Hardison 17-6-23-0-1-1, Wilson 19-2-21-1-1-0, Hunter 17-4-21-5-0-0, Sullivan 16-5-21-1-0-0, Nelson 6-2-8-0-0-1, Winter 5-1-6-0-0-0

TD	TD%	Int.	Int.%	Long	Sack/Lost	Rating
16	.037	22	.051	65t	21/173	71.4
2	.021	3	.031	28	5/43	66.8
0	.027	8	.110	26	6/49	29.9
0	.000	0	.000	21	0/0	87.5
1	100.0	0	.000	4t	0/0	122.9
0	.000	0	.000	1	0/0	79.2
21	.035	33	.055	65t	32/265	65.6
27	.053	15	.029	72t	62/440	88.4

1985 FINAL STATISTICS

(8-8 Overall) Fourth AFC West - Don Coryell
Home (6-2); Away (2-6)

Date	W/L	Score	Opponent	Att.
09/08	W	14-9	at Buffalo	67,597
09/15	L	35-49	Seattle	54,420
09/22	W	44-41	at Cincinnati	52,270
09/29	L	7-21	Cleveland	52,107
10/06	L	21-26	at Seattle	61,300
10/13	W	31-20	Kansas City	50,067
10/20	L	17-21	at Minnesota	61,670
10/28	L	21-34	at L.A. Raiders	69,297
11/03	W	30-10	Denver †	57,312
11/10	W	40-34 OT	L.A. Raiders †	58,566
11/17	L	24-30 OT	at Denver	74,376
11/24	L	35-37	at Houston	34,336
12/01	W	40-7	Buffalo	45,487
12/08	W	54-44	Pittsburgh †	52,098
12/15	W	20-14	Philadelphia	45,569
12/22	L	34-38	at Kansas City	18,178

Team Statistics	Chargers	Opponents
TOTAL FIRST DOWNS	380	364
Rushing	92	122
Passing	259	218
Penalty	29	24
Third Down: Made/Att.	86/208	89/209
Third Down Pct.	.413	.426
Fourth Down: Made/Att.	6/10	8/12
Fourth Down Pct.	.600	.667
TOTAL NET YARDS	6535	6265
Avg. Per Game	408.4	391.6
Total Plays	1111	1105
Avg. Per Play	5.9	5.7
NET YARDS RUSHING	1665	1972
Avg. Per Game	104.1	123.3
Total Rushes	440	470
NET YARDS PASSING	4870	4293
Avg. Per Game	304.4	268.3
Sacked/Yards Lost	39/305	40/304
Gross Yards	5175	4597
Attempts/Completions	632/386	595/357
Completion Pct.	.611	.600
Had Intercepted	30	26
PUNTS/AVERAGE	68/42.4	70/38.8
NET PUNTING AVG.	35.7	33.5
PENALTIES/YARDS	100/937	86/703
FUMBLES/BALL LOST	44/19	37/16
TOUCHDOWNS	60	55
Rushing	20	25
Passing	37	28
Returns	3	2
TIME OF POSSESSION	29:21	30:39

Score by Quarters	Q1	Q2	Q3	Q4	OT	PTS.
Chargers	86	134	96	145	6	467
Opponents	82	124	114	109	6	435

Scoring	TD	RU	PA	RT	PAT	FG	S	PTS.
Thomas	0	0	0	0	51/55	18/28	0	105
Chandler	10	0	10	0	0/0	0/0	0	60
Spencer	10	10	0	0	0/0	0/0	0	60
James	8	2	6	0	0/0	0/0	0	48
Anderson	7	4	2	1	0/0	0/0	0	42
Joiner	7	0	7	0	0/0	0/0	0	42
Sievers	6	0	6	0	0/0	0/0	0	36
Holohan	3	0	3	0	0/0	0/0	0	18
McGee	3	3	0	0	0/0	0/0	0	18
Bendross	2	0	2	0	0/0	0/0	0	12
Adams	1	1	0	0	0/0	0/0	0	6
Dale	1	0	0	1	0/0	0/0	0	6
Hendy	1	0	0	1	0/0	0/0	0	6
Johnson	1	0	1	0	0/0	0/0	0	6
Benirschke	0	0	0	0	2/2	0/0	0	4
Chargers	60	20	37	3	53/57	18/28	0	467
Opponents	55	25	28	2	51/53	18/30	0	435

2-Pt. Conversions: Chargers 0-0, Opponents 0-0

Sacks: Williams 9.0, Robinson 7.0, L. King 6.0, Lowe 5.5, Wilson 3.0, Bradley 2.0, Garnett 1.0, B. Smith 2.0, Ehin 1.5, Davis 1.0, Ferguson 1.0, Green 1.0, **Chargers 40.0**, Opponents 39.0

Passing	Att.	Comp.	Yds.	Comp. %	Yds./Att.
Fouts	430	254	3638	.591	8.46
Herrmann	201	132	1537	.657	7.65
Holohan	1	0	0	.000	0.00
Anderson	0	0	0	—	—
Chargers	632	386	5175	.611	8.19
Opponents	595	357	4597	.600	7.73

Rushing	No.	Yds.	Avg.	Long	TD
James	105	516	4.9	56t	2
Spencer	124	478	3.9	24	10
Anderson	116	429	3.7	27	4
McGee	42	181	4.3	44	3
Adams	16	49	3.1	14	1
Steels TM	6	12	2.0	5	0
Chandler	1	9	9.0	9	0
Mojsiejenko	1	0	0.0	0	0
Fouts	11	-1	-0.1	7	0
Herrmann	18	-8	-0.4	11	0
Chargers	440	1665	3.8	56t	20
Opponents	470	1972	4.2	61	25

Receiving	No.	Yds.	Avg.	Long	TD
James	86	1027	11.9	67t	6
Chandler	67	1199	17.9	75t	10
Joiner	59	932	15.8	39t	7
Holohan	42	458	10.9	23	3
Sievers	41	438	10.7	30t	6
Anderson	35	422	12.1	52t	2
Winslow	25	318	12.7	26	0
Bendross	11	156	14.2	54t	2
Spencer	11	135	12.3	43	0
Johnson	4	51	12.8	20t	1
McGee	3	15	5.0	7	0
Adams	1	12	12.0	12	0
Faulkner	1	12	12.0	12	0
Chargers	386	5175	13.4	75t	37
Opponents	357	4597	12.9	84t	28

Interceptions	No.	Yds.	Avg.	Long	TD
Walters	5	71	14.2	30	0
Hendy	4	139	34.8	75t	1
Lowe	3	6	2.0	4	0
Dale	2	83	41.5	47t	1
Bradley	2	36	18.0	18	0
Davis	2	29	14.5	28	0
Green	2	17	8.5	12	0
L. King	2	8	4.0	5	0
McPherson	1	30	30.0	30	0
Byrd	1	25	25.0	25	0
Williams	1	17	17.0	17	0
B. Smith	1	0	0.0	0	0
Chargers	26	461	17.7	75t	2
Opponents	30	268	8.9	27	0

Punting	No.	Yds.	Avg.	Net	TB	I-20	Lg.	B
Mojsiejenko	68	2881	42.4	35.7	9	15	67	0
Chargers	68	2881	42.4	35.7	9	15	67	0
Opponents	70	2717	38.8	33.5	8	21	61	1

Punt Returns	Ret.	FC	Yds.	Avg.	Lg.	TD
James	25	8	213	8.5	24	0
McPherson	0	2	0	—	—	0
Steels TM	0	1	0	—	—	0
Chargers	25	11	213	8.5	24	0
Opponents	36	1	274	7.6	20	0

Kickoff Returns	Ret.	Yds.	Avg.	Long	TD
James	36	779	21.6	46	0
Anderson	13	302	23.2	98t	1
Steels TM	10	223	22.3	54	0
McGee	7	135	19.3	33	0
Adams	2	50	25.0	26	0
Bendross	1	2	2.0	2	0
Holohan	1	0	0.0	0	0
Sievers	1	3	3.0	3	0
Chargers	71	1494	21.0	98t	1
Opponents	68	1363	20.0	51	0

Field Goals	1-19	20-29	30-39	40-49	50+
Thomas	1/1	8/8	6/10	3/7	0/2
Chargers	1/1	8/8	6/10	3/7	0/2
Opponents	0/0	5/6	6/10	5/9	2/5

Thomas (1)21G (20G,28G,52N,34G) (31N) (1)30G (42G) (50N) (36G,35G,18G) (34G,23G,30N,35N) (40B,47B,41N,36G) (47N) (24G,28G) (1)45G,46G (24G,26G,32N)

Defensive Tackles (solo-ast-total-pd-ff-r) Smith 99-32-131-7-2-3, Green 79-25-104-6-2-2, Byrd 84-16-100-4-2-1, King 68-16-84-3-6-0, Dale 67-10-77-8-1-0, Lowe 50-12-62-1-1-0, Hendy 44-13-57-4-0-1, Walters 51-5-56-9-0-1, Ehin 39-14-53-3-0-1, Williams 40-9-46-1-1, Bradley 32-3-35-7-0-2, Nelson 26-8-34-0-1-0, Wilson 23-7-30-2-1-1, Robinson 19-1-20-4-0-1, O'Brad 12-8-20-2-0-0, Osby 8-3-11-1-0-0

TD	TD%	Int.	Int. %	Long	Sack/Lost	Rating
27	.063	20	.047	75t	18/135	88.1
10	.050	10	.050	59	19/157	84.5
0	.000	0	.000	0	1/8	39.6
0	—	0	—	0	1/5	—
37	.059	30	.047	75t	39/305	86.8
28	.047	26	.044	84t	40/304	81.8

1984 FINAL STATISTICS

[7-9 Overall] Fifth AFC West - Don Coryell
Home (4-4); Away (3-5)

Date	W/L	Score	Opponent	Att.
09/02	W	42-13	at Minnesota	57,276
09/09	L	17-31	at Seattle	61,314
09/16	W	31-14	Houston †	52,266
09/24	L	30-33	at L.A. Raiders	76,131
09/30	W	27-24	Detroit †	53,509
10/07	W	34-28	at Green Bay	54,045
10/14	L	13-31	at Kansas City	62,233
10/21	L	37-44	L.A. Raiders †	57,442
10/29	L	9-24	Seattle †	53,974
11/06	W	38-10	at Indianapolis	60,143
11/11	L	13-16	Denver †	53,162
11/18	W	34-28 OT	Miami †	53,041
11/25	L	24-52	at Pittsburgh	55,856
12/03	W	20-7	Chicago †	45,470
12/09	L	13-16	at Denver	74,867
12/16	L	21-42	Kansas City †	40,221

Team Statistics		Chargers	Opponents
TOTAL FIRST DOWNS		374	322
Rushing		106	109
Passing		240	189
Penalty		28	24
Third Down: Made/Att.		115/244	83/197
Third Down Pct.		47.1	42.1
Fourth Down: Made/Att.		9/21	9/10
Fourth Down Pct.		42.9	90.0
TOTAL NET YARDS		6297	5936
Avg. Per Game		393.6	371.0
Total Plays		1154	1021
Avg. Per Play		5.5	5.8
NET YARDS RUSHING		1654	1851
Avg. Per Game		103.4	115.7
Total Rushes		456	457
NET YARDS PASSING		4643	4085
Avg. Per Game		290.2	255.3
Sacked/Yards Lost		36/285	33/218
Gross Yards		4928	4303
Attempts/Completions		662/401	531/323
Completion Pct.		.606	.608
Had Intercepted		21	19
PUNTS/AVERAGE		66/42.0	73/39.6
NET PUNTING AVG.		35.1	34.8
PENALTIES/YARDS		112/1023	108/905
FUMBLES/BALL LOST		35/17	34/17
TOUCHDOWNS			
Rushing		18	23
Passing		25	27
Returns		5	1
TIME OF POSSESSION		31:43	28:17

Score by Quarters	Q1	Q2	Q3	Q4	OT	PTS.
Chargers	96	100	62	130	6	394
Opponents	60	127	135	91	0	413

Scoring	TD	RU	PA	RT	PAT	FG	S	PTS.
Benirschke	0	0	0	0	41/41	17/26	0	92
Jackson	9	8	1	0	0/0	0/0	0	54
Chandler	6	0	6	0	0/0	0/0	0	36
Joiner	6	0	6	0	0/0	0/0	0	36
McGee	6	4	2	0	0/0	0/0	0	36
Duckworth	4	0	4	0	0/0	0/0	0	24
P. Johnson TM	3	3	0	0	0/0	0/0	0	18
Sievers	3	0	3	0	0/0	0/0	0	18
Ricardo	0	0	0	0	5/6	3/3	0	14
Byrd	2	0	0	2	0/0	0/0	0	12
Thomas	2	2	0	0	0/0	0/0	0	12
Winslow	2	0	2	0	0/0	0/0	0	12
Holohan	1	0	1	0	0/0	0/0	0	6
James	1	0	0	1	0/0	0/0	0	6
Low	1	0	0	1	0/0	0/0	0	6
Morris	1	0	0	0	0/0	0/0	0	6
L. Williams	1	0	0	1	0/0	0/0	0	6
Chargers	48	18	25	5	46/47	20/29	0	394
Opponents	51	23	27	1	50/50	19/25	0	413

2-Pt. Conversions: Chargers 0-0, Opponents 0-0

Sacks: Ferguson 8.0, Robinson 4.5, King 4.0, Lowe 3.0, B. Smith 3.0, Elin 2.0, Elko 1.5, Ackerman TM 1.0, Fox 1.0, Green 1.0, Greene 1.0, L. Williams 1.0, Young 1.0, Chargers 33.0, Opponents 36.0

Passing	Att.	Comp.	Yds.	Comp.%	Yds./Att.
Fouts	507	317	3740	.625	7.38
Luther	151	83	1163	.550	7.70
Holohan	2	1	25	.500	12.50
James	2	0	0	.000	0.00
Chargers	662	401	4928	.606	7.44
Opponents	531	323	4303	.608	8.10

Rushing	No.	Yds.	Avg.	Long	TD
Jackson	296	1179	4.0	32t	8
McGee	67	226	3.4	30	4
James	25	115	4.6	20	0
Muncie	14	51	3.6	11	0
P. Johnson TM	19	46	2.4	7	3
Thomas	14	43	3.1	9	2
Morris	5	12	2.4	5	1
Luther	4	11	2.8	7	0
Fouts	12	-29	-2.4	3	0
Chargers	456	1654	3.6	32t	18
Opponents	457	1851	4.1	81	23

Receiving	No.	Yds.	Avg.	Long	TD
Joiner	61	793	13.0	41	6
Holohan	56	734	13.1	51	1
Winslow	55	663	12.1	33	2
Chandler	52	708	13.6	63t	6
Sievers	41	438	10.7	32	3
Jackson	39	222	5.7	21	1
Duckworth	25	715	28.6	88t	4
James	23	206	9.0	31	0
Bendross	16	213	13.3	29	0
Egloff	11	92	8.4	17	0
McGee	9	76	8.4	43	2
Morris	5	20	4.0	9	0
Muncie	4	38	9.5	20	0
P. Johnson TM	2	7	3.5	7	0
Gissing	1	0	3.0	3	0
Fouts	1	0	0.0	0	0
Chargers	401	4928	12.3	88t	25
Opponents	323	4303	13.3	75t	27

Interceptions	No.	Yds.	Avg.	Long	TD
Byrd	4	157	39.3	99t	2
Low	3	61	20.3	32t	1
B. Smith	3	41	13.7	21	0
King	2	52	26.0	37	0
Turner	2	43	21.5	43	0
Young	2	31	15.5	31	0
L. Williams	1	66	66.0	66t	1
Fox	1	36	36.0	36	0
Gregor	1	12	12.0	12	0
Chargers	19	499	26.3	99t	4
Opponents	21	180	8.6	31	0

Punting	No.	Yds.	Avg.	Net	TB	I-20	Lg.	B
Buford	66	2773	42.0	35.1	3	11	60	0
Chargers	66	2773	42.0	35.1	3	11	60	0
Opponents	73	2890	39.6	34.8	7	25	63	0

Punt Returns	Ret.	FC	Yds.	Avg.	Lg.	TD
James	30	9	208	6.9	58t	1
Bird TM	1	0	4	4.0	4	0
Henderson	1	2	0	0.0	0	0
L. Smith TM	1	0	0	0.0	0	0
Chandler	0	1	0	—	—	0
Chargers	33	12	212	6.4	58t	1
Opponents	43	5	399	9.3	27	0

Kickoff Returns	Ret.	Yds.	Avg.	Long	TD
James	43	959	22.3	55	0
McGee	14	315	22.5	35	0
Bird TM	2	15	7.5	15	0
Egloff	2	20	10.0	11	0
Gofourth	1	0	0.0	0	0
Jackson	1	10	10.0	10	0
Chargers	63	1319	20.9	55	0
Opponents	72	1437	20.0	44	0

Field Goals	1-19	20-29	30-39	40-49	50+
Benirschke	1/1	4/6	3/4	8/11	1/4
Ricardo	0/0	1/1	1/1	1/1	0/0
Chargers	1/1	5/7	4/5	9/12	1/4
Opponents	0/0	2/2	5/9	8/9	4/5
Benirschke (28B) (43G) (23G) (51G,33G,48G) (18G,41G) (31G,25N,58N,39G) (1111) (23G) (49G,46N,43G) (46N) (29G,49N) (48G,27G,52N) (42G,41G,53N) (39N) Ricardo (1111) (1111) (38G,42G) (29G) (1111) (1111) (1111)					

Defensive Tackles [solo-ast-total-pd-ff-fr] Green 106-29-135-4-1-1, Smith 88-27-115-3-2-3, King 75-17-92-9-0-1, Byrd 47-7-54-13-0-0, Lowe 39-10-53-15-54-3-1-0, Ferguson 40-10-50-2-2-1, Fox 40-6-46-6-0-1, Greene 33-10-43-1-0-2, Elko 32-11-43-2-0-0, Elin 29-13-42-0-0-1, Young 30-9-39-8-1-1, Turner 30-6-36-4-0-1, Thrift 28-3-31-0-0-0, Henderson 24-3-27-1-0-0, Smith 23-3-26-6-0-0, Osby 20-2-22-0-0-0, Gregor 16-5-21-0-0-0, McPherson 12-7-19-4-0-1, Walters 13-4-17-3-0-0, Robinson 12-5-17-1-0-2, Preson 11-6-17-0-1-1, Williams 11-3-14-0-1-1, Bradley 9-5-14-2-0-0, Ackerman 7-3-10-0-0-0

TD	TD%	Int.	Int.%	Long	Sack/Lost	Rating
19	.037	17	.034	61t	29/228	83.4
5	.033	3	.030	88t	7/57	82.7
1	.500	0	.000	25t	0/0	135.4
0	.000	1	.500	0	0/0	0.0
25	.038	21	.032	88t	36/285	82.9
27	.051	19	.036	75t	33/218	86.6

1983 FINAL STATISTICS

(6-10 Overall) Fourth AFC West - Don Coryell Home (4-4); Away (2-6)

Date	W/L	Score	Opponent	Att.
09/04	L	29-41	New York Jets †	51,004
09/12	W	17-14	at Kansas City	62,150
09/18	L	31-34	at Seattle	61,714
09/25	L	24-30 OT	Cleveland †	49,482
10/02	W	41-34	at New York Giants	73,892
10/09	W	28-21	Seattle †	49,132
10/16	L	21-37	at New England	59,016
10/23	L	6-14	at Denver	74,581
10/31	L	24-27	Washington †	46,114
11/06	L	3-26	at Pittsburgh	58,191
11/13	W	24-23	Dallas †	46,192
11/20	L	14-44	at St. Louis	40,644
11/27	W	31-7	Denver †	43,650
12/01	L	10-42	L.A. Raiders †	47,760
12/11	W	41-38	Kansas City †	35,510
12/18	L	14-30	at L.A. Raiders	57,325

Team Statistics

	Chargers	Opponents
TOTAL FIRST DOWNS	361	347
Rushing	106	137
Passing	230	187
Penalty	25	23
Third Down: Made/Att.	93/215	109/231
Third Down Pct.	43.3	47.2
Fourth Down: Made/Att.	10/21	8/15
Fourth Down Pct.	47.6	53.3
TOTAL NET YARDS	6197	5955
Avg. Per Game	387.3	372.2
Total Plays	1086	1127
Avg. Per Play	5.7	5.3
NET YARDS RUSHING	1536	2173
Avg. Per Game	96.0	135.8
Total Rushes	423	552
NET YARDS PASSING	4661	3782
Avg. Per Game	291.3	236.4
Sacked/Yards Lost	28/230	31/269
Gross Yards	4891	4051
Attempts/Completions	635/369	544/330
Completion Pct.	58.1	60.7
Had Intercepted	33	16
PUNTS/AVERAGE	63/43.9	70/39.7
NET PUNTING AVG.	36.6	36.1
PENALTIES/YARDS	115/961	111/953
FUMBLES/BALL LOST	42/22	26/17
TOUCHDOWNS	27	45
Rushing	4	26
Passing	27	28
Returns	2	3
TIME OF POSSESSION	28:04	31:56

Score by Quarters

Chargers	Q1	Q2	Q3	Q4	OT	PTS.
Chargers	92	92	75	99	0	358
Opponents	83	137	95	141	6	462

Scoring

	TD	RU	PA	RT	PAT	FG	S	PTS.
Benirschke	0	0	0	0	43/45	15/24	0	88
Muncie	13	12	1	0	0/0	0/0	0	78
Winslow	8	0	8	0	0/0	0/0	0	48
Chandler	5	0	5	0	0/0	0/0	0	30
Duckworth	5	0	5	0	0/0	0/0	0	30
Brooks	3	3	0	0	0/0	0/0	0	18
Joiner	3	0	3	0	0/0	0/0	0	18
Sievers	3	0	3	0	0/0	0/0	0	18
Holohan	2	0	2	0	0/0	0/0	0	12
Fouts	1	1	0	0	0/0	0/0	0	6
Nelson	1	0	0	1	0/0	0/0	0	6
Young	1	0	0	1	0/0	0/0	0	6
Chargers	45	16	27	2	43/45	15/24	0	358
Opponents	57	26	28	3	54/56	22/29	0	462

2-Pt. Conversions: Chargers 0-0, Opponents 0-0

Sacks: King 8.0, Ferguson 5.0, Lowe 4.5, Johnson 3.0, B. Smith 3.0, Ackerman 1.5, Green 1.0, Henderson 1.0, McPherson 1.0, Young 1.0, Bradley 0.5, Elko 0.5, **Chargers 31.0, Opponents 28.0**

Passing	Att.	Comp.	Yds.	Comp.%	Yds./Att.	TD	TD%	Int.	Int.%	Long	Sack/Lost	Rating
Fouts	340	215	2975	.632	8.75	20	.059	15	.044	59t	14/107	92.5
Luther	287	151	1875	.526	6.53	7	.024	17	.059	46	13/120	56.6
Mathison	5	3	41	.600	8.20	0	0.000	1	.200	25	0/0	46.7
Burford	1	0	0	.000	0.00	0	0.000	0	.000	0	0/0	39.6
Holohan	1	0	0	.000	0.00	0	0.000	0	.000	0	0/0	39.6
S. Smith	1	0	0	.000	0.00	0	0.000	0	.000	0	0/0	39.6
Chandler	0	0	0	—	0	0	—	0	—	0	1/3	—
Chargers	635	369	4891	.581	7.70	27	.043	33	.052	59t	28/230	75.1
Opponents	544	330	4051	.607	7.45	28	.051	16	.029	71t	31/269	88.6

Rushing	No.	Yds.	Avg.	Long	TD
Muncie	235	886	3.8	34t	12
Brooks	127	516	4.1	61t	3
S. Smith	24	91	3.8	20	0
Jackson	11	39	3.5	6	0
Chandler	2	25	12.5	23	0
Cappelletti	1	5	5.0	5	0
Mathison	1	0	0.0	0	0
Fouts	12	-5	-0.4	3	1
Sievers	1	-7	-7.0	-7	0
Luther	9	-14	-1.6	8	0
Chargers	423	1536	3.6	61t	16
Opponents	525	2173	3.9	49t	26

Receiving	No.	Yds.	Avg.	Long	TD
Winslow	88	1172	13.3	46	8
Joiner	65	960	14.8	33t	3
Chandler	58	845	14.6	44t	5
Muncie	42	396	9.4	27	1
Sievers	33	452	13.7	28	3
Brooks	25	215	8.6	36	0
Holohan	23	272	11.8	35	2
Duckworth	20	422	21.1	59t	5
S. Smith	6	51	8.5	21	0
Jackson	5	42	8.4	10	0
Carr	2	36	18.0	23	0
Scales	2	28	14.0	14	0
Chargers	369	4891	13.3	59t	27
Opponents	330	4051	12.3	71t	28

Interceptions	No.	Yds.	Avg.	Long	TD
Walters	7	59	7.9	33	0
Young	2	49	24.5	40t	1
Fox	2	14	7.0	14	0
King	1	19	19.0	19	0
Preston	1	13	13.0	13	0
Green	1	3	3.0	3	0
Byrd	1	0	0.0	0	0
McPherson	1	0	0.0	0	0
Chargers	16	153	9.6	40t	1
Opponents	33	377	11.4	39	2

Punting	No.	Yds.	Avg.	Net	TB	I-20	Lg.	B
Burford	63	2763	43.9	36.6	8	13	60	0
Chargers	63	2763	43.9	36.6	8	13	60	0
Opponents	70	2780	39.7	36.1	2	27	55	1

Punt Returns	Ret.	FC	Yds.	Avg.	Lg.	TD
Brooks	18	4	137	7.6	30	0
Chandler	8	6	26	3.3	11	0
Fortune	4	0	16	4.0	9	0
Scales	2	0	34	17.0	30	0
Laird	1	0	0	0.0	0	0
Chargers	33	10	213	6.5	30	0
Opponents	35	5	299	8.5	28	0

Kickoff Returns	Ret.	Yds.	Avg.	Long	TD
Brooks	32	607	19.0	34	0
Laird	15	342	22.8	41	0
Jackson	11	201	18.3	32	0
McPherson	5	77	15.4	19	0
Jodai	3	45	15.0	18	0
Young	3	41	13.7	19	0
S. Smith	2	32	16.0	21	0
Scales	1	16	16.0	16	0
Sievers	1	6	6.0	6	0
B. Smith	1	10	10.0	10	0
Chargers	74	1377	18.6	41	0
Opponents	70	1426	20.4	64	0

Field Goals	1-19	20-29	30-39	40-49	50+
Benirschke	0/0	7/7	5/7	2/7	1/3
Chargers	0/0	7/7	5/7	2/7	1/3
Opponents	0/0	5/5	11/13	6/8	0/3

Benirschke (23G,46N) (51G,46N) (26G,46N) (37G,34N,41N,49N) (40G,37G) (1) (29G,30G,53N) (43G) (39G,52N) (37G) (1) (34N,20G) (24G) (27G,28G) (1)

1982 FINAL STATISTICS

[6-3 Overall] Second AFC West - Don Coryell
Home (3-1); Away (3-2); Postseason (1-1)

Date	W/L	Score	Opponent	Att.
09/12	W	23-3	at Denver	73,564
09/19	L	12-19	at Kansas City	60,514
11/22	L	24-28	at L.A. Raiders	42,162
11/28	W	30-20	Denver †	47,629
12/05	W	30-13	at Cleveland	54,064
12/11	W	41-37	at San Francisco	55,988
12/20	W	50-34	Cincinnati †	51,296
12/26	W	44-26	Baltimore †	49,711
01/02	L	34-41	L.A. Raiders †	51,612
AFC Wild Card Playoffs				
01/09	W	31-28	at Pittsburgh	53,546
AFC Divisional Playoffs				
01/16	L	13-34	at Miami	71,383

Team Statistics

	Chargers	Opponents
TOTAL FIRST DOWNS	233	196
Rushing	72	65
Passing	145	119
Penalty	16	12
Third Down: Made/Att.	53/102	39/103
Third Down Pct.	.520	.379
Fourth Down: Made/Att.	0/1	7/11
Fourth Down Pct.	.000	.636
TOTAL NET YARDS	4048	3253
Avg. Per Game	449.8	361.4
Total Plays	617	591
Avg. Per Play	6.6	5.5
NET YARDS RUSHING	1121	961
Avg. Per Game	124.6	106.8
Total Rushes	267	230
NET YARDS PASSING	2927	2292
Avg. Per Game	325.2	254.7
Sacked/Yards Lost	12/94	19/145
Gross Yards	3021	2437
Attempts/Completions	338/208	342/233
Completion Pct.	.615	.681
Had Intercepted	12	13
PUNTS/AVERAGE	23/37.7	27/44.9
NET PUNTING AVG.	31.4	34.6
PENALTIES/YARDS	64/530	70/612
FUMBLES/BALL LOST	17/8	19/12
TOUCHDOWNS	34	25
Rushing	15	10
Passing	19	10
Returns	0	5
TIME OF POSSESSION	29:18	30:42

Score by Quarters

	Q1	Q2	Q3	Q4	OT	PTS.
Chargers	51	90	83	64	0	288
Opponents	30	63	71	57	0	221

Scoring

	TD	RU	PA	RT	PAT	FG	S	PTS.
Benirschke	0	0	0	0	32/34	16/22	0	80
Chandler	9	0	9	0	0/0	0/0	0	54
Muncie	9	8	1	0	0/0	0/0	0	54
Brooks	6	6	0	0	0/0	0/0	0	36
Winslow	6	0	6	0	0/0	0/0	0	36
Fitzkee	1	0	1	0	0/0	0/0	0	6
Fouts	1	1	0	0	0/0	0/0	0	6
Scales	1	0	1	0	0/0	0/0	0	6
Sievers	1	0	1	0	0/0	0/0	0	6
Johnson	0	0	0	0	0/0	0/0	1	2
Chargers	34	15	19	0	32/34	16/22	2	288
Opponents	25	10	10	5	23/24	16/19	0	221

2-Pt. Conversions: Chargers 0-0, Opponents 0-0

Sacks: Ferguson 4.5, Johnson 4.0, Ackerman 3.0, Kelcher 2.0, Lowe 2.0, Jones 1.5, King 1.0, W. Young 1.0, Chargers 19.0, Opponents 12.0

Passing	Att.	Comp.	Yds.	Comp.%	Yds./Att.	TD	TD%	Int.	Int.%	Long	Sack/Lost	Rating
Fouts	330	204	2883	.618	8.74	17	.052	11	.033	44t	12/94	93.3
Luther	4	2	55	.500	13.75	0	.000	1	.250	55	0/0	56.3
Muncie	3	2	83	.667	27.67	2	.667	0	.000	66t	0/0	149.3
Winslow	1	0	0	.000	0.00	0	.000	0	.000	0	0/0	39.6
Chargers	338	208	3021	.615	8.94	19	.056	12	.036	66t	12/94	94.6
Opponents	342	233	2437	.681	7.13	10	.029	13	.038	49	19/145	82.5

Rushing	No.	Yds.	Avg.	Long	TD
Muncie	138	569	4.1	27	8
Brooks	87	430	4.9	48t	6
Cappelletti	22	82	3.7	17	0
Chandler	5	32	6.4	21	0
Fouts	9	8	0.9	9	1
Jodat	3	7	2.3	3	0
R. Bell	2	6	3.0	4	0
Luther	1	-13	-13.0	-13	0
Chargers	267	1121	4.2	48t	15
Opponents	230	961	4.2	30	10

Receiving	No.	Yds.	Avg.	Long	TD
Winslow	54	721	13.4	40	6
Chandler	49	1032	21.1	66t	9
Joiner	36	545	15.1	43	0
Muncie	25	207	8.3	39	1
Brooks	13	66	5.1	12	0
Sievers	12	173	14.4	26	1
Cappelletti	7	48	6.9	22	0
Scales	6	105	17.5	29t	1
Fitzkee	3	47	15.7	18t	1
Duckworth	2	77	38.5	55	0
Jodat	1	0	0.0	0	0
Chargers	208	3021	14.5	66t	19
Opponents	233	2437	10.5	49	10

Interceptions	No.	Yds.	Avg.	Long	TD
Fox	4	103	25.8	35	0
Thrift	2	16	8.0	9	0
Williams	2	12	6.0	6	0
A. Young	2	9	4.5	9	0
Gregor	1	6	6.0	6	0
Lowe	1	2	2.0	2	0
Allen	1	0	0.0	0	0
Chargers	13	148	11.4	35	0
Opponents	12	262	21.8	62t	3

Punting	No.	Yds.	Avg.	Net	TB	I-20	Lg.	B
Buford	21	868	41.3	31.4	3	5	71	2
Chargers	23	868	37.7	31.4	3	5	71	2
Opponents	27	1213	44.9	34.6	7	3	60	0

Punt Returns	Ret.	FC	Yds.	Avg.	Lg.	TD
Brooks	12	4	138	11.5	29	0
Chandler	0	1	0	—	—	0
Chargers	12	5	138	11.5	29	0
Opponents	7	2	86	12.3	30	0

Kickoff Returns	Ret.	Yds.	Avg.	Long	TD
Brooks	33	749	22.7	47	0
A. Young	4	45	11.3	16	0
Jodat	3	45	15.0	16	0
Bauer	2	24	12.0	15	0
R. Bell	1	10	10.0	10	0
Gissingner	1	0	0.0	0	0
Sievers	1	17	17.0	17	0
Chargers	45	890	19.8	47	0
Opponents	51	991	19.4	36	0

Field Goals	1-19	20-29	30-39	40-49	50+
Benirschke	2/2	6/7	0/1	7/7	1/5
Chargers	2/2	6/7	0/1	7/7	1/5
Opponents	2/2	4/4	4/6	5/6	1/1

Benirschke (51G,24G,40G,50N,58N) (49G) (19G,33N) (41G,18G,42G) (24G) (25G, 50N,41G) (43G,26G) (45G,53N) (27G,23G,20N)

1981 FINAL STATISTICS

[10-6 Overall] First AFC West - Don Coryell
Home (5-3); Away (5-3); Postseason (1-1)

Date	W/L	Score	Opponent	Att.
09/07	W	44-14	at Cleveland	78,904
09/13	W	28-23	Detroit †	51,264
09/20	W	42-31	at Kansas City	63,866
09/27	L	24-42	at Denver	74,822
10/04	W	24-10	Seattle †	51,463
10/11	L	31-33	Minnesota †	50,708
10/18	W	43-14	at Baltimore	41,921
10/25	L	17-20 OT	at Chicago	52,906
11/01	W	22-20	Kansas City †	51,307
11/08	L	17-40	Cincinnati †	51,259
11/16	L	23-44	at Seattle	58,628
11/22	W	55-21	at Oakland	50,199
11/29	W	34-17	Denver †	51,533
12/06	L	27-28	Buffalo †	51,488
12/13	W	24-23	at Tampa Bay	67,388
12/21	W	23-10	Oakland †	52,279

AFC Divisional Playoffs
01/02 W 41-38 OT at Miami 73,735

AFC Championship Game
01/10 L 7-27 at Cincinnati 46,302

Team Statistics	Chargers	Opponents
TOTAL FIRST DOWNS	379	365
Rushing	127	114
Passing	224	216
Penalty	28	35
Third Down: Made/Att.	108/221	93/220
Third Down Pct.	.489	.423
Fourth Down: Made/Att.	4/11	3/11
Fourth Down Pct.	.000	.000
TOTAL NET YARDS	6744	6136
Avg. Per Game	421.5	383.5
Total Plays	1129	1109
Avg. Per Play	6.0	5.5
NET YARDS RUSHING	2005	1825
Avg. Per Game	125.3	114.1
Total Rushes	481	491
NET YARDS PASSING	4739	4311
Avg. Per Game	296.2	269.4
Sacked/Yards Lost	19/134	47/384
Gross Yards	4873	4695
Attempts/Completions	629/368	571/313
Completion Pct.	.585	.548
Had Intercepted	18	23
PUNTS/AVERAGE	63/40.3	72/40.3
NET PUNTING AVG.	35.4	31.1
PENALTIES/YARDS	128/947	108/877
FUMBLES/BALL LOST	39/22	38/18
TOUCHDOWNS	61	48
Rushing	26	25
Passing	34	22
Returns	1	1
TIME OF POSSESSION	29:17	30:43

Score by Quarters	Q1	Q2	Q3	Q4	OT	PTS.
Chargers	101	157	95	125	0	478
Opponents	83	124	100	80	3	390

Scoring	TD	RU	PA	RT	PAT	FG	S	PTS.
Muncie	19	19	0	0	0/0	0/0	0	114
Benirschke	0	0	0	0	55/61	19/26	0	112
Winslow	10	0	10	0	0/0	0/0	0	60
Joiner	7	0	7	0	0/0	0/0	0	42
J. Brooks	6	3	3	0	0/0	0/0	0	36
Chandler TM	5	0	5	0	0/0	0/0	0	30
Cappelletti	5	4	1	0	0/0	0/0	0	30
Sievers	3	0	3	0	0/0	0/0	0	18
Smith TM	2	0	2	0	0/0	0/0	0	12
Bauer	1	0	1	0	0/0	0/0	0	6
Johnson	1	0	0	1	0/0	0/0	0	6
Scales	1	0	1	0	0/0	0/0	0	6
C. Williams	1	0	1	0	0/0	0/0	0	6
Chargers	61	26	34	1	55/61	19/26	0	478
Opponents	48	25	22	1	45/48	19/26	0	390

2-Pt. Conversions: Chargers 0-0, Opponents 0-0

Sacks: Chargers 47.0, Opponents 19.0

Passing	Att.	Comp.	Yds.	Comp.%	Yds./Att.
Fouts	609	360	4802	.591	7.89
Luther	15	7	68	.467	4.53
Chandler TM	2	0	0	.000	0.00
Winslow	2	0	0	.000	0.00
Muncie	1	1	3	100.0	3.00
Chargers	629	368	4873	.585	7.75
Opponents	571	313	4695	.548	8.22

Rushing	No.	Yds.	Avg.	Long	TD
Muncie	251	1144	4.6	73t	19
J. Brooks	109	525	4.8	28t	3
Cappelletti	68	254	3.7	30	4
Fouts	22	56	2.5	13	0
C. Williams	20	26	1.3	6	0
Bauer	2	7	3.5	4	0
Roberts	1	2	2.0	2	0
Chandler TM	5	-1	-0.2	9	0
Luther	3	-8	-2.7	-1	0
Chargers	481	2005	4.2	73t	26
Opponents	491	1825	3.7	28	25

Receiving	No.	Yds.	Avg.	Long	TD
Winslow	88	1075	12.2	67t	10
Joiner	70	1188	17.0	57	7
Chandler TM	52	857	16.5	51t	5
J. Brooks	46	329	7.2	29t	3
Muncie	43	362	8.4	32	0
Sievers	22	276	12.5	32	3
Scales	19	429	22.6	60t	1
C. Williams	12	108	9.0	15	1
Cappelletti	10	126	12.6	25	1
Smith TM	3	84	28.0	39t	2
B. Brooks TM	1	21	21.0	21	0
Holohan	1	14	14.0	14	0
Bauer	1	4	4.0	4t	1
Chargers	368	4873	13.2	67t	34
Opponents	313	4695	15.0	93t	22

Interceptions	No.	Yds.	Avg.	Long	TD
Buchanan	5	31	6.2	18	0
P. Shaw	3	50	16.7	23	0
Lowe	3	0	0.0	0	0
M. Williams	3	0	0.0	0	0
Edwards	2	45	22.5	39	0
Gregor	2	11	5.5	11	0
Johnson	1	41	41.0	36	1
King	1	28	28.0	28	0
Horn	1	12	12.0	12	0
Jones	1	6	6.0	6	0
Duncan	1	0	0.0	0	0
Chargers	23	224	9.7	39	1
Opponents	18	377	20.9	102t	1

Punting	No.	Yds.	Avg.	Net	TB	I-20	I-30	LG	B
Roberts	62	2540	41.0	35.4	7	16	61	1	1
Chargers	63	2540	40.3	35.4	7	16	61	1	1
Opponents	72	2900	40.3	33.1	7	20	56	0	0

Punt Returns	Ret.	FC	Yds.	Avg.	Lg.	TD
J. Brooks	22	6	290	13.2	42	0
Chandler TM	5	3	79	15.8	30	0
Bauer	1	0	7	7.0	7	0
Edwards	1	0	1	1.0	1	0
Phillips	1	0	0	0.0	0	0
P. Shaw	1	0	1	1.0	1	0
M. Williams	0	1	0	—	—	0
Chargers	31	10	378	12.2	42	0
Opponents	31	7	168	5.4	21	0

Kickoff Returns	Ret.	Yds.	Avg.	Long	TD
J. Brooks	40	949	23.7	47	0
Chandler TM	8	125	15.6	30	0
P. Shaw	6	103	17.2	24	0
C. Williams	4	47	11.8	23	0
Gregor	3	47	15.7	20	0
Sievers	2	4	2.0	4	0
Smith TM	2	32	16.0	20	0
Thompson TM	2	44	22.0	25	0
Bauer	1	14	14.0	14	0
Beaudoin	1	31	31.0	31	0
Henderson	1	26	26.0	26	0
Chargers	70	1422	20.3	47	0
Opponents	88	1528	17.4	48	0

Field Goals	1-19	20-29	30-39	40-49	50+
Benirschke	2/2	7/7	5/8	3/4	2/5
Chargers	2/2	7/7	5/8	3/4	2/5
Opponents	1/2	7/7	9/9	2/5	0/3

Benirschke (50G,43G,32G) () (30N,50N) (52G) (47G) (31N,39G) (30G) (52N,18G) (29G,19G,22G) (37N,47G) (32G) () (41N,50N) (29G,27G) (29G) (24G,27G,39G)

TD	TD%	Int.	Int.%	Sack/Lost	Rating		
Chargers	33	.054	17	.028	67t	19/134	90.6
Opponents	0	.000	1	.067	25	0/0	32.1
Chargers	0	.000	0	.000	0	0/0	39.6
Opponents	0	.000	0	.000	0	0/0	39.6
Chargers	1	100.0	0	.000	3t	0/0	118.8
Opponents	22	.039	23	.040	93t	47/384	78.1

1980 FINAL STATISTICS

[11-5 Overall] First AFC West - Don Coryell
Home (6-2); Away (5-3); Postseason (1-1)

Date	W/L	Score	Opponent	Att.
09/07	W	34-13	at Seattle	62,042
09/14	W	30-24 OT	Oakland †	51,943
09/21	W	30-13	at Denver	74,970
09/28	W	24-7	at Kansas City	45,161
10/05	L	24-26	Buffalo †	51,982
10/12	L	24-38	at Oakland	44,826
10/19	W	44-7	New York Giants †	50,397
10/26	L	31-42	at Dallas	60,639
11/02	W	31-14	at Cincinnati	46,406
11/09	L	13-20	Denver †	51,435
11/16	W	20-7	Kansas City †	50,248
11/20	W	27-24 OT	at Miami	63,013
11/30	W	22-21	Philadelphia †	51,567
12/07	L	17-40	at Washington	48,556
12/13	W	21-14	Seattle †	49,980
12/22	W	26-17	Pittsburgh †	51,785
AFC Divisional Playoffs				
01/03	W	20-14	Buffalo †	52,028
AFC Championship Game				
01/11	L	27-34	Oakland †	52,428

Team Statistics	Chargers	Opponents
TOTAL FIRST DOWNS	372	284
Rushing	106	101
Passing	244	156
Penalty	27	27
Third Down: Made/Att.	97/210	95/248
Third Down Pct.	.462	.383
Fourth Down: Made/Att.	0/0	0/0
Fourth Down Pct.	.000	.000
TOTAL NET YARDS	6410	4691
Avg. Per Game	400.6	293.2
Total Plays	1135	1057
Avg. Per Play	5.6	4.4
NET YARDS RUSHING	1879	1842
Avg. Per Game	117.4	115.1
Total Rushes	509	478
NET YARDS PASSING	4531	2849
Avg. Per Game	283.2	178.1
Sacked/Yards Lost	32/210	60/475
Gross Yards	4741	3324
Attempts/Completions	594/350	519/300
Completion Pct.	.589	.578
Had Intercepted	26	20
PUNTS/AVERAGE	61/38.5	86/40.4
NET PUNTING AVG.	31.6	34.8
PENALTIES/YARDS	109/912	104/880
FUMBLES/BALL LOST	40/22	39/18
TOUCHDOWNS	50	40
Rushing	18	18
Passing	30	18
Returns	2	4
TIME OF POSSESSION	29:41	30:19

Score by Quarters	Q1	Q2	Q3	Q4	OT	PTS.
Chargers	69	190	72	78	9	418
Opponents	54	76	85	112	0	327

Scoring	TD	RU	PA	RT	PAT	FG	S	PTS.
Benirschke	0	0	0	0	46/48	24/36	0	118
Jefferson	13	0	13	0	0/0	0/0	0	78
Winslow	9	0	9	0	0/0	0/0	0	54
Cappelletti	5	5	0	0	0/0	0/0	0	30
Muncie TM	4	4	0	0	0/0	0/0	0	24
Joiner	4	0	4	0	0/0	0/0	0	24
C. Williams	4	3	1	0	0/0	0/0	0	24
Thomas	3	3	0	0	0/0	0/0	0	18
Fouts	2	2	0	0	0/0	0/0	0	12
McCrary	2	0	2	0	0/0	0/0	0	12
Bauer	1	1	0	0	0/0	0/0	0	6
Edwards	1	0	0	1	0/0	0/0	0	6
Floyd	1	0	1	0	0/0	0/0	0	6
Low	1	0	0	1	0/0	0/0	0	6
Chargers	50	18	30	2	46/48	24/36	0	418
Opponents	40	18	18	4	39/40	16/34	0	327

2-Pt. Conversions: Chargers 0-0, Opponents 0-0

Sacks: Chargers 60.0, Opponents 32.0

Passing	Att.	Comp.	Yds.	Comp.%	Yds./Att.	TD	TD%	Int.	Int.%	Long	Sack/Lost	Rating
Fouts	589	348	4715	.591	8.01	30	.051	24	.041	65	32/210	84.7
Luther	3	2	26	.667	8.67	0	.000	1	.333	13	0/0	54.2
Thomas	2	0	0	.000	0.00	0	.000	1	.500	0	0/0	0.0
Chargers	594	350	4741	.589	7.98	30	.051	26	.044	65	32/210	83.0
Opponents	519	300	3324	.578	6.40	18	.035	20	.039	61	60/475	72.4

Rushing	No.	Yds.	Avg.	Long	TD
Muncie TM	135	659	4.9	53	4
Thomas	118	484	4.1	18	3
Cappelletti	101	364	3.6	46	5
C. Williams	97	258	2.7	13	3
Russell	8	41	5.1	10	0
Bauer	10	34	3.4	7	1
Jefferson	1	16	16.0	16	0
Fouts	23	15	0.7	9	2
D. Woods TM	4	10	2.5	5	0
Luther	3	5	1.7	9	0
Fuller	2	0	0.0	0	0
Partridge	3	0	0.0	0	0
Harrington	4	-7	-1.7	-1	0
Chargers	509	1879	3.7	53	18
Opponents	478	1842	3.9	89t	18

Receiving	No.	Yds.	Avg.	Long	TD
Winslow	89	1290	14.5	65	9
Jefferson	82	1340	16.3	58t	13
Joiner	71	1132	15.9	51	4
Thomas	29	218	7.5	27	0
C. Williams	26	230	8.8	26	1
Muncie TM	24	234	9.8	19	0
Cappelletti	13	112	8.6	12	0
McCrary	11	106	9.6	28t	2
Smith	4	48	12.0	24	0
Floyd	1	31	31.0	31t	1
Chargers	350	4741	13.5	65	30
Opponents	300	3324	11.1	61	18

Interceptions	No.	Yds.	Avg.	Long	TD
Edwards	5	122	24.4	68t	1
P. Shaw	4	50	12.5	25	0
Low	3	72	24.0	28	1
Buchanon	2	13	6.5	7	0
Laslavic	2	11	5.5	11	0
Kelcher	1	2	2.0	2	0
Stringer	1	0	0.0	0	0
Thrift	1	0	0.0	0	0
M. Williams	1	0	0.0	0	0
Chargers	20	270	13.5	68t	2
Opponents	26	419	16.1	51t	1

Punting	No.	Yds.	Avg.	Net	TB	I-20	Lg.	B
Partridge	60	2347	39.1	31.6	3	10	55	1
Chargers	61	2347	38.5	31.6	3	10	55	1
Opponents	86	3471	40.4	34.8	7	21	62	3

Punt Returns	TD	Ret.	FC	Yds.	Avg.	Lg.	TD
Fuller	30	12	298	9.9	31	0	0
P. Shaw	5	0	20	4.0	6	0	0
Edwards	4	1	17	4.3	8	0	0
Floyd	1	0	0	0.0	0	0	0
Horn	1	0	0	0.0	0	0	0
Chargers	41	13	335	8.2	31	0	0
Opponents	43	5	359	8.3	42	0	0

Kickoff Returns	Ret.	Yds.	Avg.	Long	TD
Muncie TM	16	344	21.5	44	0
Fuller	15	289	19.3	30	0
Smith	10	186	18.6	27	0
Jackson TM	9	149	16.6	32	0
Duncan	5	85	17.0	22	0
Bauer	2	37	18.5	23	0
Laslavic	2	26	13.0	21	0
Cappelletti	1	0	0.0	0	0
Jefferson	1	0	0.0	0	0
Russell	1	19	19.0	19	0
Chargers	62	1135	18.3	44	0
Opponents	75	1617	21.6	53	0

Field Goals	1-19	20-29	30-39	40-49	50+
Benirschke	0/0	7/8	8/12	6/10	3/6
Chargers	0/0	7/8	8/12	6/10	3/6
Opponents	0/0	4/5	2/5	9/14	1/0

Benirschke (41G,29G) (52N,52G) (53G,32G,42G) (37N,32G) (30N,29G) (43N,25G) (50G) (45N,45G) (40G) (52N,38N,30G,34G) (50B,35N,43N,44N) (37G,28G) (34G, 45G,42G) (26G) (23N) (33G,26G,26G,33G)

1979 FINAL STATISTICS

[12-4 Overall] First AFC West - Don Coryell Home (7-1); Away (5-3); Postseason (0-1)

Date	W/L	Score	Opponent	Att.
09/02	W	33-16	at Seattle	62,887
09/09	W	30-10	Oakland †	50,255
09/16	W	27-19	Buffalo	50,709
09/23	L	21-27	at New England	60,916
09/30	W	31-9	San Francisco	50,893
10/07	L	0-7	at Denver	74,997
10/14	W	20-10	Seattle †	50,077
10/21	W	40-16	at Los Angeles	64,245
10/25	L	22-45	at Oakland	53,709
11/04	W	20-14	at Kansas City	59,353
11/11	W	26-24	at Cincinnati	40,782
11/18	W	35-7	Pittsburgh †	51,910
11/25	W	28-7	Kansas City †	50,078
12/02	L	26-28	Atlanta †	50,198
12/09	W	35-0	at New Orleans	61,059
12/17	W	17-7	Denver †	51,906
AFC Divisional Playoffs				
12/29	L	14-17	Houston †	51,192

Team Statistics	Chargers	Opponents
TOTAL FIRST DOWNS	330	268
Rushing	114	117
Passing	192	132
Penalty	24	19
Third Down: Made/Att.	87/205	73/208
Third Down Pct.	.424	.351
Fourth Down: Made/Att.	0/0	0/0
Fourth Down Pct.	.000	.000
TOTAL NET YARDS	5583	4456
Avg. Per Game	348.9	278.5
Total Plays	1053	989
Avg. Per Play	5.3	4.5
NET YARDS RUSHING	1668	1907
Avg. Per Game	104.3	119.2
Total Rushes	481	475
NET YARDS PASSING	3915	2549
Avg. Per Game	244.7	159.3
Sacked/Yards Lost	31/223	42/332
Gross Yards	4138	2881
Attempts/Completions	541/338	472/261
Completion Pct.	.625	.553
Had Intercepted	25	28
PUNTS/AVERAGE	75/36.5	83/40.7
NET PUNTING AVG.	31.4	33.2
PENALTIES/YARDS	108/908	100/812
FUMBLES/BALL LOST	31/10	30/18
TOUCHDOWNS	52	32
Rushing	25	19
Passing	24	11
Returns	3	2
TIME OF POSSESSION	31:35	28:25

Score by Quarters	Q1	Q2	Q3	Q4	OT	PTS.
Chargers	80	135	93	103	0	411
Opponents	82	42	48	74	0	246

Scoring	TD	R	PA	RT	PAT	FG	S	PTS.
Wood TM	0	0	0	0	28/31	11/14	0	61
C. Williams	12	12	0	0	0/0	0/0	0	72
Jefferson	10	10	0	0	0/0	0/0	0	60
Bauer	8	8	0	0	0/0	0/0	0	48
Klein	5	5	0	0	0/0	0/0	0	30
Benirschke	0	0	0	0	12/13	4/4	0	24
Joiner	4	0	4	0	0/0	0/0	0	24
Fouts	2	2	0	0	0/0	0/0	0	12
Lowe	2	0	2	0	0/0	0/0	0	12
Owens	2	1	1	0	0/0	0/0	0	12
Winslow	2	0	2	0	0/0	0/0	0	12
Gerela	0	0	0	0	6/7	1/7	0	9
Young	1	0	0	1	0/0	0/0	1	8
Floyd	1	0	1	0	0/0	0/0	0	6
Matthews	1	1	0	0	0/0	0/0	0	6
Mitchell	1	0	1	0	0/0	0/0	0	6
Thomas	1	1	0	0	0/0	0/0	0	6
McCrary	0	0	0	0	0/0	0/0	1	2
Olander	0	0	0	0	1/1	0/1	0	1
Chargers	52	25	24	3	47/52	16/26	2	411
Opponents	32	19	11	2	28/32	8/12	1	246

2-Pt. Conversions: Chargers 0-0, Opponents 0-0

Sacks: Chargers 42.0, Opponents 31.0

Passing	Att.	Comp.	Yds.	Comp.%	Yds./Att.	TD	TD%	Int.	Int.%	Long	Sack/Lost	Rating
Fouts	530	332	4082	.626	7.70	24	.045	24	.045	65t	28/195	82.6
Harris	9	5	38	.556	4.22	0	0.000	1	.111	10	2/15	26.4
Fuller	1	1	0	.000	0.00	0	0.000	0	.000	0	0/0	39.6
Thomas	1	1	18	100.0	18.00	0	0.000	0	.000	18	0/0	118.8
Bauer	0	0	0	—	—	0	—	0	—	—	1/3	—
Chargers	541	338	4138	.625	7.65	24	.044	25	.046	65t	31/223	81.6
Opponents	472	261	2881	.553	6.10	11	.023	28	.059	84t	42/332	56.6

Rushing	No.	Yds.	Avg.	Long	TD
C. Williams	200	752	3.8	55t	12
Thomas	91	353	3.1	21	1
Mitchell	63	211	3.3	15	0
Owens	40	151	3.8	23	1
Matthews	30	112	3.7	22	1
Fouts	26	49	1.9	26	2
Bauer	22	28	1.3	6	8
Harris	6	26	4.3	18	0
Fuller	1	0	0.0	0	0
West	1	-2	-2.0	-2	0
Joiner	1	-12	-12.0	-12	0
Chargers	481	1668	3.5	55t	25
Opponents	475	1907	4.0	33	19

Receiving	No.	Yds.	Avg.	Long	TD
Joiner	72	1008	14.0	39	4
Jefferson	61	1090	17.9	65t	10
C. Williams	51	352	6.9	14	0
Klein	37	424	11.5	54t	5
Thomas	32	388	12.1	32	0
Winslow	25	255	10.2	30	2
Mitchell	19	159	8.4	24	1
Owens	15	176	11.7	32t	1
Floyd	10	152	15.2	40	1
Matthews	7	40	5.7	13	0
McCrary	5	32	6.4	19	0
Burton	4	62	15.5	23	0
Chargers	338	4138	12.2	65t	24
Opponents	261	2881	11.0	84t	11

Interceptions	No.	Yds.	Avg.	Long	TD
Lowe	5	150	30.0	77t	2
Preston	5	121	24.2	35	0
Edwards	4	99	24.8	53	0
M. Williams	4	55	13.8	50	0
Fuller	4	39	9.8	23	0
P. Shaw	3	54	18.0	30	0
Horn	2	44	22.0	30	0
Goode	1	0	0.0	0	0
Chargers	28	562	20.1	77t	2
Opponents	25	279	11.2	96t	1

Punting	No.	Yds.	Avg.	Net	TB	I-20	I-20	Lg.	B
West	75	2736	36.5	31.4	9	23	62	6	0
Chargers	75	2736	36.5	31.4	9	23	62	0	0
Opponents	83	3380	40.7	33.2	7	12	74	2	2

Punt Returns	Ret.	FC	Yds.	Avg.	Lg.	TD
Fuller	46	7	448	9.7	27	0
M. Williams	3	0	19	6.3	10	0
P. Shaw	2	2	21	10.5	11	0
Goode	1	0	0	0.0	0	0
Chargers	52	9	488	9.4	27	0
Opponents	34	18	204	6.0	32	0

Kickoff Returns	Ret.	Yds.	Avg.	Long	TD
Owens	35	791	22.6	40	0
Fuller	6	115	19.2	41	0
Bauer	4	92	23.0	31	0
Matthews	1	4	4.0	4	0
Mitchell	1	15	15.0	15	0
Perretta	1	9	9.0	9	0
Thrirt	1	11	11.0	11	0
C. Williams	1	19	19.0	19	0
D. Woods	0	0	—	—	0
Chargers	50	1066	21.3	41	0
Opponents	72	1535	21.3	104t	1

Field Goals	1-19	20-29	30-39	40-49	50+
Wood TM	0/0	4/4	6/6	1/1	0/3
Gerela	0/0	1/2	0/2	0/3	0/0
Benirschke	0/0	2/2	1/1	1/1	0/0
Olander	0/0	0/0	0/0	0/1	0/0
Chargers	0/0	7/8	7/9	2/6	0/3
Opponents	1/1	1/1	6/6	0/4	0/0
Wood	(((((((((((((((((((((((((
Gerela	(((((((((((((((((((((((((
Benirschke	(((((((((((((((((((((((((
Olander	(((((((((((((((((((((((((

1978 FINAL STATISTICS

(9-7 Overall) Fourth AFC West - Tommy Prothro (1-3); Don Coryell (8-4)
Home (5-3); Away (4-4)

Date	W/L	Score	Opponent	Att.
09/03	W	24-20	at Seattle	55,778
09/10	L	20-21	Oakland †	51,653
09/17	L	14-27	at Denver	74,983
09/24	L	3-24	Green Bay	42,755
10/01	L	23-28	at New England	60,781
10/08	W	23-0	Denver †	50,077
10/15	L	21-28	Miami	50,637
10/22	L	14-31	at Detroit	54,031
10/29	W	27-23	at Oakland	52,612
11/05	W	22-13	Cincinnati	43,639
11/12	W	29-23 OT	Kansas City	41,395
11/19	W	13-7	at Minnesota	38,859
11/26	L	0-23	at Kansas City	26,248
12/04	W	40-7	Chicago †	48,492
12/10	W	37-10	Seattle	49,975
12/17	W	45-24	at Houston	49,554

Team Statistics	Chargers	Opponents
TOTAL FIRST DOWNS	315	273
Rushing	116	114
Passing	171	141
Penalty	28	18
Third Down: Made/Att.	96/233	81/218
Third Down Pct.	41.2	37.2
Fourth Down: Made/Att.	0/0	0/0
Fourth Down Pct.	.000	.000
TOTAL NET YARDS	5471	4559
Avg. Per Game	341.9	284.9
Total Plays	1099	1005
Avg. Per Play	5.0	4.5
NET YARDS RUSHING	2096	2208
Avg. Per Game	131.0	138.0
Total Rushes	590	510
NET YARDS PASSING	3375	2351
Avg. Per Game	210.9	146.9
Sacked/Yards Lost	32/191	54/474
Gross Yards	3566	2825
Attempts/Completions	477/271	441/237
Completion Pct.	.568	.537
Had Intercepted	30	22
PUNTS/AVERAGE	75/36.3	99/38.5
NET PUNTING AVG.	29.4	31.5
PENALTIES/YARDS	98/748	99/862
FUMBLES/BALL LOST	37/21	32/16
TOUCHDOWNS	44	40
Rushing	16	12
Passing	26	23
Returns	2	5
TIME OF POSSESSION	31:38	28:22

Score by Quarters	Q1	Q2	Q3	Q4	OT	PTS.
Chargers	64	111	87	87	6	355
Opponents	58	112	47	92	0	309

Scoring	TD	RU	PA	RT	PAT	FG	S	PTS.
Benirschke	0	0	0	0	37/43	18/22	0	91
Jefferson	13	0	13	0	0/0	0/0	0	78
Bauer	9	8	1	0	0/0	0/0	0	54
Mitchell	5	3	2	0	0/0	0/0	0	30
Burton	3	3	0	0	0/0	0/0	0	18
D. Woods	3	3	0	0	0/0	0/0	0	18
Curran	2	0	2	0	0/0	0/0	0	12
Fouts	2	2	0	0	0/0	0/0	0	12
Klein	2	0	2	0	0/0	0/0	0	12
Fuller	1	0	0	1	0/0	0/0	0	6
Johnson	1	0	0	1	0/0	0/0	0	6
Joiner	1	0	1	0	0/0	0/0	0	6
McCrary TM	1	0	1	0	0/0	0/0	0	6
McDonald	1	0	1	0	0/0	0/0	0	6
Chargers	44	16	26	2	37/43	18/22	0	355
Opponents	40	12	23	5	36/39	11/22	0	309

2-Pt. Conversions: Chargers 0-0, Opponents 0-0

Sacks: Chargers 54.0, Opponents 32.0

Rushing	No.	Yds.	Avg.	Long	TD
Mitchell	214	820	3.8	25	3
D. Woods	151	514	3.4	27	3
Bauer	85	304	3.6	37t	8
Matthews	71	286	4.0	28	0
C. Williams	27	76	2.8	12	0
Fouts	20	43	2.2	22	2
McCrary TM	2	18	9.0	16	0
Anderson	3	11	3.7	6	0
Barnes TM	3	8	2.7	4	0
Harris	10	7	0.7	9	0
Jefferson	1	7	7.0	7	0
Rodgers	1	5	5.0	5	0
West	1	0	0.0	0	0
Olander	1	-3	-3.0	-3	0
Chargers	590	2096	3.6	37t	16
Opponents	510	2208	4.3	58	12

Receiving	No.	Yds.	Avg.	Long	TD
Mitchell	57	500	8.8	55t	2
Jefferson	56	1001	17.9	46t	13
Klein	34	413	12.4	24	2
D. Woods	34	295	8.7	29	0
Joiner	33	607	18.4	46	1
Matthews	11	78	7.1	13	0
Bauer	10	78	7.8	14t	1
Owens	9	188	20.9	41	0
Curran	9	92	10.2	20	2
Burton	5	127	25.4	55t	3
Rodgers	5	47	9.4	12	0
McDonald	3	84	28.0	37t	1
Barnes TM	2	13	6.5	7	0
McCrary TM	1	29	29.0	29t	1
C. Williams	1	17	17.0	17	0
Anderson	1	-3	-3.0	-3	0
Chargers	271	3566	13.2	55t	26
Opponents	237	2825	11.9	64t	23

Interceptions	No.	Yds.	Avg.	Long	TD
Fuller	4	44	11.0	23	1
Edwards	3	43	14.3	24	0
M. Williams	3	23	7.7	23	0
Stringert	2	4	2.0	2	0
P. Shaw	2	0	0.0	0	0
Johnson	1	52	52.0	52t	1
Lowe	1	16	16.0	16	0
Dove	1	4	4.0	4	0
King	1	3	3.0	3	0
Middleton	1	2	2.0	2	0
Goode	1	0	0.0	0	0
Horn	1	0	0.0	0	0
Kelcher	1	0	0.0	0	0
Chargers	22	191	8.7	52t	2
Opponents	30	470	15.7	77t	2

Punting	No.	Yds.	Avg.	Net	TB	I-20	Lg.	B
West	73	2720	37.3	29.4	8	22	59	2
Chargers	75	2720	36.3	29.4	8	22	59	2
Opponents	99	3808	38.5	31.5	5	15	69	0

Punt Returns	Ret.	FC	Yds.	Avg.	Lg.	TD
Fuller	39	10	436	11.2	34	0
Rodgers	11	5	88	8.0	15	0
P. Shaw	4	3	46	11.5	16	0
Goode	1	0	0	0.0	0	0
Owens	1	0	20	20.0	20	0
M. Williams	1	1	0	0.0	0	0
Chargers	57	19	590	10.4	34	0
Opponents	37	9	356	9.6	75t	1

Kickoff Returns	Ret.	Yds.	Avg.	Long	TD
Owens	20	524	26.2	77	0
Rodgers	11	287	26.1	36	0
Anderson	6	83	13.8	21	0
C. Williams	6	143	23.8	33	0
Fuller	5	109	21.8	32	0
Horn	2	27	13.5	16	0
D. Woods	2	37	18.5	19	0
Klein	1	13	13.0	13	0
Macek	1	6	6.0	6	0
Middleton	1	5	5.0	5	0
Preston	1	15	15.0	15	0
Slater	1	3	3.0	3	0
Stringert	1	0	0.0	0	0
Chargers	58	1252	21.6	77	0
Opponents	69	1457	21.1	48	0

Field Goals	1-19	20-29	30-39	40-49	50+
Benirschke	2/2	9/10	4/6	3/4	0/0
Chargers	2/2	9/10	4/6	3/4	0/0
Opponents	0/0	3/5	5/5	3/11	0/1

Benirschke (18G) (28B) (1) (43G) (41G,38N) (28G,20G,24G) (1) (31N) (27G,32G) (26G,20G,40N,37G) (28G) (1) (32G,44G) (37G,26G,27G) (19G)

Passing	Att.	Comp.	Yds.	Comp.%	Yds./Att.	TD	TD%	Int.	Int.%	Long	Sack/Lost	Rating
Fouts	381	224	2999	.588	7.87	24	.063	20	.052	55t	22/130	83.0
Harris	88	42	518	.477	5.89	2	.023	9	.102	34t	8/43	34.4
Olander	8	5	49	.625	6.13	0	.000	1	.125	22	2/18	40.1
Chargers	477	271	3566	.568	7.48	26	.055	30	.063	55t	32/191	72.5
Opponents	441	237	2825	.537	6.41	23	.052	22	.050	22	54/474	70.2

1977 FINAL STATISTICS

[7-7 Overall] Third AFC West - Tommy Prothro
Home (3-4); Away (4-3)

Date	W/L	Score	Opponent	Att.
09/18	L	0-24	at Oakland	51,022
09/25	W	23-7	at Kansas City	56,146
10/02	W	24-3	Cincinnati	40,352
10/09	W	14-0	at New Orleans	53,942
10/16	L	20-24	New England	50,327
10/23	L	16-21	Kansas City	33,010
10/30	W	14-13	at Miami	40,670
11/06	L	0-20	at Detroit	72,559
11/13	L	14-17	Denver	45,211
11/20	W	12-7	Oakland	50,887
11/27	W	30-28	at Seattle	58,994
12/04	W	37-14	Cleveland	37,312
12/11	L	9-17	at Denver	74,905
12/18	L	9-10	Pittsburgh	50,727

Team Statistics	Chargers	Opponents
TOTAL FIRST DOWNS	235	228
Rushing	93	102
Passing	121	105
Penalty	21	21
Third Down: Made/Att.	77/194	75/193
Third Down Pct.	.397	.389
Fourth Down: Made/Att.	0/0	0/0
Fourth Down Pct.	.000	.000
TOTAL NET YARDS	4005	3652
Avg. Per Game	286.1	260.9
Total Plays	881	882
Avg. Per Play	4.5	4.1
NET YARDS RUSHING	1761	1927
Avg. Per Game	125.8	137.6
Total Rushes	488	508
NET YARDS PASSING	2244	1725
Avg. Per Game	160.3	123.2
Sacked/Yards Lost	24/198	44/363
Gross Yards	2442	2088
Attempts/Completions	369/206	330/172
Completion Pct.	.558	.521
Had Intercepted	20	21
PUNTS/AVERAGE	73/37.1	76/40.6
NET PUNTING AVG.	31.1	32.4
PENALTIES/YARDS	97/813	87/831
FUMBLES/BALL LOST	29/11	28/10
TOUCHDOWNS	25	26
Rushing	11	11
Passing	11	14
Returns	4	1
TIME OF POSSESSION	30:13	29:47

Score by Quarters	Q1	Q2	Q3	Q4	OT	PTS.
Chargers	70	65	29	58	0	222
Opponents	37	34	52	82	0	205

Scoring	TD	RU	PA	RT	PAT	FG	S	PTS.
Benirschke	0	0	0	0	21/24	17/23	0	72
Joiner	6	0	6	0	0/0	0/0	0	36
Young	4	4	0	0	0/0	0/0	0	24
Dean	2	0	0	2	0/0	0/0	0	12
Dorsey	2	0	2	0	0/0	0/0	0	12
Fuller	2	1	0	1	0/0	0/0	0	12
Harris	2	2	0	0	0/0	0/0	0	12
C. Williams	2	2	0	0	0/0	0/0	0	12
D. Woods	2	1	1	0	0/0	0/0	0	12
Bauer	1	0	1	0	0/0	0/0	0	6
Jones	1	0	0	1	0/0	0/0	0	6
Klein	1	0	1	0	0/0	0/0	0	6
Chargers	25	10	11	4	21/24	17/23	0	222
Opponents	26	11	14	1	25/26	8/13	0	205

2-Pt. Conversions: Chargers 0-0, Opponents 0-0

Sacks: Chargers 44.0, Opponents 24.0

Rushing	No.	Yds.	Avg.	Long	TD
Young	157	543	3.5	15	4
D. Woods	118	405	3.4	29t	1
J. Washington	62	217	3.5	19	0
C. Williams	50	215	4.3	46	2
Matthews	43	193	4.5	22	0
Barnes	24	70	2.9	7	0
Rodgers	3	44	14.7	33	0
Olander	7	30	4.3	17	0
Fouts	6	13	2.2	11	0
Harris	10	13	1.3	12	2
Fuller	1	7	7.0	7t	1
Bauer	4	4	1.0	3	0
Owens	1	3	3.0	3	0
Curran	1	2	2.0	2	0
Munson	1	2	2.0	2	0
Chargers	488	1761	3.6	46	10
Opponents	508	1927	3.8	35	11

Receiving	No.	Yds.	Avg.	Long	TD
Young	48	423	8.8	28	0
Joiner	35	542	15.5	32t	6
J. Washington	31	244	7.9	29	0
Klein	20	244	12.2	41	1
D. Woods	18	218	12.1	78	1
McDonald	13	174	13.4	22	0
Rodgers	12	187	15.6	43	0
Dorsey	10	198	19.8	67t	2
Curran	10	123	12.3	20	0
Matthews	3	41	13.7	23	0
C. Williams	3	20	6.7	9	0
Bauer	1	15	15.0	15t	1
Barnes	1	10	10.0	10	0
West	1	3	3.0	3	0
Chargers	206	2442	11.9	78	11
Opponents	172	2088	12.1	74t	14

Interceptions	No.	Yds.	Avg.	Long	TD
Fuller	5	61	12.2	37	0
Stringert	4	64	16.0	29	0
Duren	4	45	11.3	25	0
M. Williams	3	36	12.0	36	0
Dove	1	32	32.0	32	0
Lowe	1	28	28.0	28	0
Dean	1	22	22.0	22t	1
Jones	1	17	17.0	17t	1
Horn	1	12	12.0	12	0
Chargers	21	317	15.1	37	2
Opponents	20	109	5.5	20	0

Punting	No.	Yds.	Avg.	Net	TB	I-20	Lg.	B
West	72	2707	37.6	31.1	3	10	59	1
Chargers	73	2707	37.1	31.1	3	10	59	1
Opponents	76	3084	40.6	32.4	5	13	65	0

Punt Returns	Ret.	FC	Yds.	Avg.	Lg.	TD
Fuller	28	2	360	12.9	88t	1
Rodgers	15	0	158	10.5	52	0
Dove	1	0	3	3.0	3	0
C. Williams	1	0	0	0.0	0	0
M. Williams	1	0	0	0.0	0	0
P. Shaw	0	1	0	—	—	0
Chargers	46	3	521	11.3	88t	1
Opponents	40	6	378	9.5	37	0

Kickoff Returns	Ret.	Yds.	Avg.	Long	TD
C. Williams	24	481	20.0	32	0
Owens	8	132	16.5	19	0
Rodgers	4	66	16.5	33	0
Joiner	1	8	8.0	8	0
Middleton	1	20	20.0	20	0
D. Woods	1	27	27.0	27	0
Chargers	39	734	18.8	33	0
Opponents	47	952	20.3	40	0

Field Goals	1-19	20-29	30-39	40-49	50+
Benirschke	0/0	5/5	6/9	6/8	0/1
Chargers	0/0	5/5	6/9	6/8	0/1
Opponents	0/0	3/3	4/5	1/4	0/1

Passing	Att.	Comp.	Yds.	Comp.%	Yds./Att.	TD	TD%	Int.	Int.%	Long	Sack/Lost	Rating
Harris	211	109	1240	.517	5.88	5	.024	11	.052	78	12/106	55.8
Fouts	109	69	869	.633	7.97	4	.037	6	.055	67t	10/77	77.4
Munson	31	20	225	.645	7.26	1	.032	1	.032	28	1/11	83.4
Olander	16	7	76	.438	4.75	0	.000	2	.125	15	1/4	18.8
J. Washington	1	1	32	100.0	32.00	1	100.0	0	.000	32t	0/0	158.3
D. Woods	1	0	0	.000	0.00	0	.000	0	.000	0	0/0	39.6
Chargers	369	206	2442	.558	6.62	11	.030	20	.054	78	24/198	63.5
Opponents	330	172	2088	.521	6.33	14	.042	21	.064	74t	44/363	59.5

1975 FINAL STATISTICS

[2-12 Overall] Fourth AFC West - Tommy Prothro
Home (1-6); Away (1-6)

Date	W/L	Score	Opponent	Att.
09/21	L	0-37	Pittsburgh	35,853
09/28	L	17-33	at Houston	33,765
10/05	L	0-6	Oakland	31,095
10/12	L	10-13 OT	Los Angeles	37,382
10/19	L	10-12	Kansas City	26,469
10/26	L	0-25	at Oakland	42,796
11/01	L	24-35	at New York Giants	52,032
11/09	L	19-33	New England	24,349
11/16	L	17-27	Denver	26,048
11/23	L	13-28	at Minnesota	43,737
11/30	L	10-13 OT	at Denver	44,982
12/07	W	28-20	at Kansas City	46,888
12/15	W	24-16	New York Jets	49,706
12/21	L	17-47	at Cincinnati	46,474

Team Statistics		Chargers	Opponents
TOTAL FIRST DOWNS		198	312
Rushing		98	154
Passing		89	139
Penalty		11	19
Third Down: Made/Att.		54/188	110/217
Third Down Pct.		.287	.507
Fourth Down: Made/Att.		0/1	0/1
Fourth Down Pct.		.000	.000
TOTAL NET YARDS		3411	4952
Avg. Per Game		243.6	353.7
Total Plays		821	1022
Avg. Per Play		4.2	4.8
NET YARDS RUSHING		1801	2442
Avg. Per Game		128.6	174.4
Total Rushes		434	606
NET YARDS PASSING		1610	2510
Avg. Per Game		115.0	179.3
Sacked/Yards Lost		50/388	26/209
Gross Yards		1998	2719
Attempts/Completions		337/165	390/237
Completion Pct.		.490	.608
Had Intercepted		17	20
PUNTS/AVERAGE		79/36.8	56/39.8
NET PUNTING AVG.		31.1	30.4
PENALTIES/YARDS		84/705	81/686
FUMBLES/BALL LOST		32/12	34/14
TOUCHDOWNS		22	40
Rushing		14	21
Passing		7	16
Returns		1	3
TIME OF POSSESSION		34:24	25:36

Score by Quarters	Q1	Q2	Q3	Q4	OT	PTS.
Chargers	37	54	55	43	0	189
Opponents	90	102	69	78	6	345

Scoring	TD	RU	PA	RT	PAT	FG	S	PTS.
Wersching	0	0	0	0	20/21	12/24	0	56
Young	6	5	1	0	0/0	0/0	0	36
Matthews	3	3	0	0	0/0	0/0	0	18
McDonald	3	0	3	0	0/0	0/0	0	18
Fouts	2	2	0	0	0/0	0/0	0	12
Garrison	2	0	2	0	0/0	0/0	0	12
Scarber	2	1	1	0	0/0	0/0	0	12
D. Woods	2	2	0	0	0/0	0/0	0	12
T. Baker	1	1	0	0	0/0	0/0	0	6
Fuller	1	0	0	1	0/0	0/0	0	6
Curran	0	0	0	0	0/0	0/0	0	1
Chargers	22	14	7	1	20/21	12/24	0	189
Opponents	40	21	16	3	35/39	22/34	2	345

2-Pt. Conversions: Chargers 0-0, Opponents 0-0

Sacks: Chargers 26.0, Opponents 50.0

Passing	Att.	Comp.	Yds.	Comp. %	Yds./Att.	TD	TD%	Int.	Int. %	Long	Sack/Lost	Rating
Fouts	195	106	1396	.544	7.16	2	0.02	10	.051	57	25/197	59.3
Freitas	110	49	525	.445	4.77	5	0.045	5	.045	42	20/138	55.3
Douglass TM	27	7	53	.259	1.96	0	0.000	1	.037	22	4/43	24.2
Carter TM	5	3	24	.600	4.80	0	0.000	1	.200	11	1/10	32.5
Chargers	337	165	1998	.490	5.93	7	.021	17	.050	57	50/388	53.5
Opponents	390	237	2719	.608	6.97	16	.041	20	.051	60t	26/209	74.1

Rushing	No.	Yds.	Avg.	Long	TD
Young	138	577	4.2	48t	5
D. Woods	87	317	3.6	17	2
Matthews	71	254	3.6	24	3
Fouts	23	170	7.4	32	2
T. Baker	42	131	3.1	18	1
Bonner	28	120	4.3	12	0
Douglass TM	10	42	4.2	9	0
Scarber	15	68	4.5	18	1
Freitas	11	56	5.1	17	0
Garrison	3	30	10.0	20	0
Curran	3	21	7.0	12	0
Carter TM	2	11	5.5	9	0
Atkins	1	4	4.0	4	0
Chargers	434	1801	4.1	48t	14
Opponents	606	2442	4.0	46t	21

Receiving	No.	Yds.	Avg.	Long	TD
Curran	45	619	13.8	39	0
Garrison	27	438	16.2	40	2
Young	21	166	7.9	16	1
McDonald	19	298	15.7	57	3
D. Woods	13	101	7.8	22	0
Scarber	12	68	5.7	12	1
Matthews	9	59	6.6	22	0
Sweet	8	147	18.4	52	0
T. Baker	6	27	4.5	7	0
Briscoe TM	2	25	12.5	14	0
Bonner	2	48	24.0	5	0
Bradley	1	42	42.0	42	0
Chargers	165	1998	12.1	57	7
Opponents	237	2719	11.5	60t	16

Interceptions	No.	Yds.	Avg.	Long	TD
Fletcher	6	100	16.7	45	0
M. Williams	4	67	16.8	40	0
Colbert	2	10	5.0	10	0
Graham	2	5	2.5	4	0
Goode	1	37	37.0	37	0
Mahalic	1	3	3.0	3	0
Fuller	1	1	1.0	1	0
Beauchamp TM	1	0	0.0	0	0
Rice	1	0	0.0	0	0
S. Williams	1	0	0.0	0	0
Chargers	20	223	11.2	45	0
Opponents	17	371	21.8	81	1

Punting	No.	Yds.	Avg.	Net	TB	I-20	Lg.	B
Partee	79	2910	36.8	31.1	4	0	56	1
Chargers	79	2910	36.8	31.1	4	0	56	1
Opponents	56	2227	39.8	30.4	4	0	64	0

Punt Returns	Ret.	FC	Yds.	Avg.	Lg.	TD
Fuller	36	0	410	11.4	52	1
Colbert	2	0	32	16.0	23	0
Chargers	38	0	442	11.6	52	1
Opponents	48	9	373	7.8	32	0

Kickoff Returns	Ret.	Yds.	Avg.	Long	TD
Fuller	31	725	23.4	34	0
Young	15	323	21.5	34	0
Smith	8	222	27.8	41	0
Andrews	6	93	15.5	27	0
Colbert	5	91	18.2	26	0
Curran	3	28	9.3	15	0
Markovich	1	0	0.0	0	0
Chargers	69	1482	21.5	41	0
Opponents	40	1101	27.5	64	0

Field Goals	1-19	20-29	30-39	40-49	50+
Wersching	0/0	4/4	5/9	3/9	0/2
Chargers	0/0	4/4	5/9	3/9	0/2
Opponents	2/2	12/14	6/6	2/11	0/1

Wersching () (53N,29G) () (38N,42N,36G) (36N,49N,36G) (34N) (26G) (41G,49N,30G,25G,37G) (22G) (47N) (34G) (30N) (46N,49N,45G) (52N,43G)

1974 FINAL STATISTICS

[5-9 Overall] Fourth AFC West - Tommy Prothro
Home (3-4); Away (2-5)

Date	W/L	Score	Opponent	Att.
09/15	L	14-21	at Houston	25,317
09/22	W	20-17	at Cincinnati	51,178
09/29	L	21-28	Miami	44,706
10/06	L	7-13	Philadelphia	36,124
10/13	L	10-14	Oakland	40,539
10/20	L	7-27	at Denver	50,928
10/27	L	14-24	Kansas City	34,371
11/03	W	36-35	Cleveland	35,683
11/10	W	14-7	at Kansas City	48,551
11/17	L	10-17	at Oakland	50,178
11/24	L	0-34	at Green Bay	56,267
12/01	L	14-27	at New York Jets	44,888
12/08	W	28-21	Chicago	33,662
12/15	W	17-0	Denver	36,571

Team Statistics

	Chargers	Opponents
TOTAL FIRST DOWNS	245	272
Rushing	113	128
Passing	117	127
Penalty	15	17
Third Down: Made/Att.	71/172	61/149
Third Down Pct.	.413	.409
Fourth Down: Made/Att.	0/0	0/3
Fourth Down Pct.	.000	.000
TOTAL NET YARDS	4415	4830
Avg. Per Game	315.4	345.0
Total Plays	880	893
Avg. Per Play	5.0	5.4
NET YARDS RUSHING	2111	2160
Avg. Per Game	150.8	154.3
Total Rushes	508	508
NET YARDS PASSING	2304	2670
Avg. Per Game	164.6	190.7
Sacked/Yards Lost	23/175	18/145
Gross Yards	2479	2815
Attempts/Completions	349/165	367/222
Completion Pct.	.473	.605
Had Intercepted	22	15
PUNTS/AVERAGE	76/40.0	66/40.6
NET PUNTING AVG.	32.9	35.0
PENALTIES/YARDS	74/609	80/751
FUMBLES/BALL LOST	24/11	19/13
TOUCHDOWNS	28	37
Rushing	12	21
Passing	15	13
Returns	1	3
TIME OF POSSESSION	30:00	30:00

Score by Quarters

	Q1	Q2	Q3	Q4	OT	PTS.
Chargers	21	61	54	76	0	212
Opponents	68	76	62	79	0	285

Scoring

	TD	RU	PA	RT	PAT	FG	S	PTS.
D. Woods	10	7	3	0	0/0	0/0	0	60
Garrison	5	0	5	0	0/0	0/0	0	30
Partee	0	0	0	0	26/28	1/5	0	29
Bonner	6	3	1	0	0/0	0/0	0	24
Matthews	4	4	0	0	0/0	0/0	0	24
Werschling	0	0	0	0	0/0	5/11	0	15
Davis	2	0	2	0	0/0	0/0	0	12
Fouts	1	1	0	0	0/0	0/0	0	6
Gay	1	0	0	1	0/0	0/0	0	6
Stewart	1	0	1	0	0/0	0/0	0	6
Chargers	28	15	12	1	26/28	6/16	0	212
Opponents	37	21	13	3	36/37	9/20	0	285

2-Pt. Conversions: Chargers 0-0, Opponents 0-0

Sacks: Chargers 18.0, Opponents 23.0

Rushing	No.	Yds.	Avg.	Long	TD
D. Woods	227	1162	5.1	56t	7
Matthews	95	328	3.5	16	4
Edwards	65	261	4.0	30	0
Bonner	66	199	3.0	12	3
Fouts	19	63	3.3	16	1
Thomas	21	56	2.7	12	0
D. Gordon	1	25	25.0	25	0
Freitas	6	16	2.7	9	0
Thompson	6	8	1.3	8	0
Davis	2	-7	-3.5	2	0
Chargers	508	2111	4.2	56t	15
Opponents	508	2160	4.3	43	21

Receiving	No.	Yds.	Avg.	Long	TD
Garrison	41	785	19.1	71t	5
D. Woods	26	349	13.4	75t	3
Stewart	19	283	14.9	29	1
Davis	18	432	24.0	70t	2
Edwards	13	102	7.8	16	0
Matthews	12	90	7.5	23	0
Bonner	11	101	9.2	22	1
LeVias	9	105	11.7	18	0
Beirne	7	121	17.3	26	0
Grannell	3	51	17.0	22	0
Parris	3	36	12.0	17	0
D. Gordon	2	15	7.5	17	0
Thomas	1	9	9.0	9	0
Chargers	165	2479	15.0	75t	12
Opponents	222	2815	12.7	84t	13

Interceptions	No.	Yds.	Avg.	Long	TD
Fletcher	4	74	18.5	31	0
Howard	3	52	17.3	23	0
Rice	3	44	14.7	15	0
Beauchamp	1	35	35.0	35	0
Williams	1	25	25.0	25	0
Anthony	1	23	23.0	23	0
Hoey	1	20	20.0	20	0
Gersbach	1	0	0.0	0	0
Chargers	15	273	18.2	35	0
Opponents	22	311	14.1	38t	1

Punting	No.	Yds.	Avg.	Net	TB	I-20	I-30	Lg.	B
Partee	76	3042	40.0	32.9	7	0	0	65	0
Chargers	76	3042	40.0	32.9	7	0	0	65	0
Opponents	66	2679	40.6	35.0	4	0	0	62	0

Punt Returns	Ret.	FC	Yds.	Avg.	Lg.	TD
Colbert	15	1	128	8.5	28	0
D. Gordon	8	3	39	4.9	12	0
LeVias	5	0	41	8.2	22	0
Davis	4	0	34	8.5	16	0
Hoey	4	0	38	9.5	15	0
Beirne	1	0	7	7.0	7	0
Chargers	37	4	287	7.8	28	0
Opponents	48	2	401	8.4	34	0

Kickoff Returns	Ret.	Yds.	Avg.	Long	TD
D. Gordon	14	354	25.3	39	0
Thompson	12	242	20.2	35	0
Colbert	10	215	21.5	26	0
LeVias	6	116	19.3	27	0
Hoey	3	73	24.3	27	0
Parris	3	29	9.7	13	0
D. Woods	3	61	20.3	29	0
Thomas	2	32	16.0	18	0
Dunlap	1	19	19.0	19	0
Stewart	1	1	1.0	1	0
Chargers	55	1142	20.8	39	0
Opponents	39	960	24.6	61	0

Field Goals	1-19	20-29	30-39	40-49	50+
Werschling	0/0	1/1	1/3	3/4	0/3
Partee	0/0	1/2	0/2	0/1	0/0
Chargers	0/0	2/3	1/5	3/5	0/3
Opponents	0/0	6/8	2/6	1/5	0/1
Werschling (48N) (62B,28G) ()()(42G) ()() (54B,40G) (36N) (39N,42G) ()()()					
(53N,37G)					
Partee (40N,38N) (22G) (33N) (22B) ()()()()()()()					

Passing	Att.	Comp.	Yds.	Comp.%	Yds./Att.	TD	TD%	Int.	Int.%	Long	Sack/Lost	Rating
Fouts	237	115	1732	.485	7.31	8	.034	13	.055	75t	12/99	61.4
Freitas	109	49	719	.450	6.60	3	.028	8	.073	72t	11/76	45.6
D. Woods	3	1	28	.333	9.33	1	.333	1	.333	28t	0/0	68.8
Chargers	349	165	2479	.473	7.10	12	.034	22	.063	75t	23/175	56.3
Opponents	367	222	2815	.605	7.67	13	.035	15	.041	84t	18/145	79.2

1972 FINAL STATISTICS

(4-9-1 Overall) Fourth AFC West - Harland Svare
Home (2-5); Away (2-4-1)

Date	W/L	Score	Opponent	Att.
09/17	L	3-34	at San Francisco	59,438
09/24	W	37-14	Denver	49,048
10/01	T	17-17	at Oakland	53,455
10/08	W	23-20	at Baltimore	55,459
10/15	L	10-24	at Miami	80,010
10/22	L	20-34	at Detroit	54,371
10/29	L	14-26	Kansas City	54,533
11/05	L	28-34	Dallas	54,476
11/13	L	17-21	Cleveland	54,205
11/19	W	27-17	at Kansas City	79,011
11/26	W	34-20	Houston	46,289
12/03	L	19-21	Oakland	54,611
12/10	L	13-38	at Denver	51,478
12/17	L	2-24	Pittsburgh	52,873

Team Statistics

	Chargers	Opponents
TOTAL FIRST DOWNS	262	244
Rushing	123	99
Passing	116	124
Penalty	23	21
Third Down: Made/Att.	79/166	58/135
Third Down Pct.	47%	43%
Fourth Down: Made/Att.	2/4	2/2
Fourth Down Pct.	50%	100%
TOTAL NET YARDS	4299	3881
Avg. Per Game	307.1	277.2
Total Plays	904	819
Avg. Per Play	4.6	4.7
NET YARDS RUSHING	1995	1673
Avg. Per Game	142.5	119.5
Total Rushes	504	435
NET YARDS PASSING	2304	2208
Avg. Per Game	164.6	157.7
Sacked/Yards Lost	23/212	26/233
Gross Yards	2516	2441
Attempts/Completions	377/192	358/201
Completion Pct.	50%	56%
Had Intercepted	28	24
PUNTS/AVERAGE	45/40.3	56/38.4
NET PUNTING AVG.	34.6	34.1
PENALTIES/YARDS	87/789	75/679
FUMBLES/BALL LOST	40/20	26/10
TOUCHDOWNS	30	41
Rushing	12	18
Passing	15	18
Returns	3	5
TIME OF POSSESSION	34:17	21:26

Score by Quarters

Chargers	Q1	Q2	Q3	Q4	OT	PTS.
Chargers	51	81	33	99	0	264
Opponents	75	96	85	88	0	344

Scoring	TD	RU	PA	RT	PAT	FG	S	PTS.
Partee	0	0	0	0	26/28	15/25	0	71
Edwards	7	5	2	0	0/0	0/0	0	42
Garrett	7	6	1	0	0/0	0/0	0	42
Garrison	7	0	7	0	0/0	0/0	0	42
Williams	3	0	3	0	0/0	0/0	0	18
Dicus	2	0	2	0	0/0	0/0	0	12
McClard	0	0	0	0	2/2	3/6	0	11
Beauchamp	1	0	0	1	0/0	0/0	0	6
Hadl	1	1	0	0	0/0	0/0	0	6
Mauck	1	0	0	1	0/0	0/0	0	6
Taylor	1	0	0	1	0/0	0/0	0	6
Costa	0	0	0	0	0/0	0/0	1	2
Chargers	30	12	15	3	28/30	18/31	1	264
Opponents	41	18	18	5	41/41	19/28	0	344

2-Pt. Conversions: Chargers 0-0, Opponents 0-0

Sacks: Chargers 26.0, Opponents 23.0

Passing	Att.	Comp.	Yds.	Comp. %	Yds./Att.
Hadl	370	190	2449	.514	6.62
Clark	6	2	67	.333	11.17
Garrett	1	0	0	.000	0.00
Chargers	377	192	2516	.509	6.67
Opponents	358	201	2441	.561	6.82

Rushing	No.	Yds.	Avg.	Long	TD
Garrett	272	1031	3.8	41t	6
Edwards	157	679	4.3	31t	5
Hadl	22	99	4.5	17	1
L. White	23	75	3.3	12	0
Taylor	13	58	4.5	17	0
Dragon	9	30	3.3	7	0
Carter	1	25	25.0	25	0
Williams	1	14	14.0	14	0
Norman	1	9	9.0	9	0
Garrison	2	-6	-3.0	0	0
Clark	2	-11	-4.0	0	0
Dicus	1	-11	-11.0	-11	0
Chargers	504	1995	4.0	41t	12
Opponents	435	1673	3.8	63t	18

Receiving	No.	Yds.	Avg.	Long	TD
Garrison	52	744	14.3	52t	7
Edwards	40	557	13.9	61	2
Garrett	31	245	7.9	27t	1
Norman	19	262	13.8	30	0
Dicus	18	227	12.6	46t	2
Williams	14	315	22.5	62	3
Mackey	11	110	10.0	21	0
L. White	3	20	6.7	8	0
Carter	2	24	12.0	14	0
LeVias	1	8	8.0	8	0
Hadl	1	4	4.0	4	0
Chargers	192	2516	13.1	62	15
Opponents	201	2441	12.1	45t	18

Interceptions	No.	Yds.	Avg.	Long	TD
Salter	7	111	15.9	31	0
Beauchamp	6	96	16.0	47t	1
Dunlap	5	67	13.4	25	0
Babich	2	9	4.0	9	0
Redman	1	14	14.0	14	0
Barnes	1	9	9.0	9	0
Caffey	1	4	4.0	4	0
Rossovich	1	0	0.0	0	0
Chargers	24	310	12.9	47t	1
Opponents	28	229	8.2	34	0

Punting	No.	Yds.	Avg.	Net	I-20	Lg.	B
Partee	45	1813	40.3	34.6	5	0	65
Chargers	45	1813	40.3	34.6	5	0	65
Opponents	56	2153	38.4	34.1	3	0	60

Punt Returns	Ret.	FC	Yds.	Avg.	Lg.	TD
Dunlap	19	11	179	9.4	21	0
Garrett	2	1	10	5.0	10	0
LeVias	1	0	-4	-4.0	-4	0
Taylor	1	0	0	0.0	0	0
Detwiler	0	5	0	---	---	0
Chargers	23	17	185	8.0	21	0
Opponents	17	11	157	9.2	65t	1

Kickoff Returns	Ret.	Yds.	Avg.	Long	TD
Dunlap	31	676	21.8	41	0
Taylor	12	271	22.6	35	0
Berry	7	138	19.7	26	0
Detwiler	4	94	23.5	26	0
R. Jones	3	41	13.7	17	0
Sykes	2	44	22.0	24	0
Beauchamp	1	0	0.0	0	0
Williams	0	9	---	9	0
Chargers	60	1273	21.2	41	0
Opponents	53	1225	23.1	94t	1

Field Goals	1-19	20-29	30-39	40-49	50+
Partee	5/5	3/3	2/6	4/8	1/3
McClard	0/0	1/1	0/0	2/4	0/1
Chargers	5/5	4/4	2/6	6/12	1/4
Opponents	2/2	7/8	4/8	5/9	1/1

Partee (30G) (45G,11G) (41G) (51G,40G,28G) (12G,40N) (1) (39N,47N,39N) (50B) (26G) (40N,46G,24G) (48N,31G,11G) (38N,51N,33N,15G,18G) (1) (1) (1) (1) (47G) (50B) (1) (1) (1) (45N,47N) (1) (1) (1) (1) (26G,48G) (1)

TD	TD%	Int.	Int. %	Long	Sack/Lost	Rating
15	.041	26	.070	61	19/187	56.7
0	.000	2	.333	62	2/9	36.8
0	.000	0	.000	0	2/16	39.6
15	.040	28	.074	62	23/212	54.6
18	.050	24	.067	45t	26/233	66.1

1971 FINAL STATISTICS

[6-8 Overall] Third AFC West - Sid Gillman [4-6]; Harland Svare [2-2]
Home [6-1]; Away [0-7]

Date	W/L	Score	Opponent	Att.
09/19	W	21-14	Kansas City	54,061
09/26	L	0-34	Oakland	54,084
10/03	L	17-21	at Pittsburgh	44,339
10/10	L	10-31	at Kansas City	50,514
10/17	L	16-20	at Denver	51,200
10/23	W	20-3	Buffalo	49,261
10/31	W	49-21	New York Jets	44,786
11/07	L	17-35	at New York Giants	62,905
11/15	W	20-17	St. Louis	46,486
11/21	L	33-34	at Oakland	54,681
11/28	L	0-31	at Cincinnati	59,580
12/05	W	30-14	Minnesota	54,505
12/12	W	45-17	Denver	44,347
12/19	L	33-49	at Houston	35,959

Team Statistics

	Chargers	Opponents
TOTAL FIRST DOWNS	264	272
Rushing	86	143
Passing	147	114
Penalty	31	15
Third Down: Made/Att.	74/173	73/170
Third Down Pct.	42.8	42.9
Fourth Down: Made/Att.	1/1	1/1
Fourth Down Pct.	100.0	100.0
TOTAL NET YARDS	4738	4558
Avg. Per Game	338.4	325.6
Total Plays	859	859
Avg. Per Play	5.5	5.3
NET YARDS RUSHING	1604	2296
Avg. Per Game	114.6	164.0
Total Rushes	390	493
NET YARDS PASSING	3134	2262
Avg. Per Game	223.9	161.6
Sacked/Yards Lost	19/171	19/177
Gross Yards	3305	2439
Attempts/Completions	450/244	347/193
Completion Pct.	54.2	55.6
Had Intercepted	28	22
PUNTS/AVERAGE	55/43.5	67/43.7
NET PUNTING AVG.	40.6	39.0
PENALTIES/YARDS	81/895	84/887
FUMBLES/BALL LOST	30/15	27/10
TOUCHDOWNS		
Rushing	11	25
Passing	23	15
Returns	3	4
TIME OF POSSESSION	30:00	25:43

Score by Quarters

	Q1	Q2	Q3	Q4	OT	PTS.
Chargers	40	94	73	104	0	311
Opponents	62	95	94	90	0	341

Scoring	TD	RU	PA	RT	PAT	FG	S	PTS.
Partee	0	0	0	0	36/37	17/29	0	87
Garrett	7	4	3	0	0/0	0/0	0	42
Queen	7	4	3	0	0/0	0/0	0	42
Garrison	6	0	6	0	0/0	0/0	0	36
Parks	4	0	4	0	0/0	0/0	0	24
Montgomery	3	1	2	0	0/0	0/0	0	18
Gillette	2	0	2	0	0/0	0/0	0	12
Babich	1	0	1	0	0/0	0/0	0	6
Barnes	1	0	0	1	0/0	0/0	0	6
Burns	1	1	0	0	0/0	0/0	0	6
Dicus	1	0	1	0	0/0	0/0	0	6
Fletcher	1	0	0	1	0/0	0/0	0	6
Hadl	1	1	0	0	0/0	0/0	0	6
LeVias	1	0	1	0	0/0	0/0	0	6
Norman	1	0	1	0	0/0	0/0	0	6
White	0	0	0	0	0/0	0/0	1	2
Chargers	37	11	23	3	36/37	17/29	1	311
Opponents	44	25	15	4	43/43	11/24	0	341

2-Pt. Conversions: Chargers 0-0, Opponents 0-0

Sacks: Chargers 19.0, Opponents 19.0

Passing	Att.	Comp.	Yds.	Comp.%	Yds./Att.	TD	TD%	Int.	Int.%	Long	Sack/Lost	Rating
Hadl	431	233	3075	.541	7.13	21	.049	25	.058	77t	16/145	68.9
Domres	12	7	97	.583	8.08	1	.083	3	.250	25t	3/26	72.6
Montgomery	6	3	80	.500	13.33	1	.167	0	.000	33	0/0	135.4
Garrett	1	1	53	100.0	53.00	0	.000	0	.000	53	0/0	118.8
Chargers	450	244	3305	.542	7.34	23	.051	28	.062	77t	19/171	69.0
Opponents	347	193	2439	.556	7.03	15	.043	22	.063	62t	19/177	65.7

Rushing	No.	Yds.	Avg.	Long	TD
Garrett	140	591	4.2	36	4
Queen	95	318	3.3	41	4
Montgomery	60	226	3.8	26	1
Burns	61	223	3.7	25	1
Parks	5	77	15.4	54	0
Hadl	18	75	4.2	37	1
LeVias	4	73	18.3	38	0
Ray	2	15	7.5	8	0
Partee	1	7	7.0	7	0
Norman	1	1	1.0	1	0
Domres	1	0	0.0	0	0
Garrison	1	0	0.0	0	0
Dicus	1	-2	-2.0	-2	0
Chargers	390	1604	4.1	54	11
Opponents	493	2296	4.7	37	25

Receiving	No.	Yds.	Avg.	Long	TD
Garrison	42	889	21.2	77t	6
Parks	41	609	14.9	56t	4
Garrett	41	283	6.9	40	3
Montgomery	28	361	12.9	39t	2
Norman	27	358	13.3	30	1
Queen	23	270	11.7	54	3
LeVias	21	265	12.6	37t	1
Gillette	10	147	14.7	25t	2
Dicus	6	89	14.8	29	1
Burns	3	22	7.3	10	0
Strozler	1	6	6.0	6	0
Tanner	1	6	6.0	6	0
Chargers	244	3305	13.5	77t	23
Opponents	193	2439	12.6	62t	15

Interceptions	No.	Yds.	Avg.	Long	TD
Salter	6	48	8.0	44	0
Beauchamp	4	95	23.8	52	0
Howard	4	47	11.8	29	0
Fletcher	3	63	21.0	36t	1
Barnes	2	57	28.5	36t	1
Hill	2	7	3.5	7	0
Redman	1	0	0.0	0	0
Chargers	22	317	14.4	52	2
Opponents	28	339	12.1	35t	4

Punting	No.	Yds.	Avg.	Net	TB	I-20	Lg.	B
Partee	55	2392	43.5	40.6	6	0	73	0
Chargers	55	2392	43.5	40.6	6	0	73	0
Opponents	67	2931	43.7	39.0	5	0	62	0

Punt Returns	Ret.	FC	Yds.	Avg.	Lg.	TD
LeVias	22	8	145	6.6	19	0
Fletcher	12	5	68	5.7	18	0
Garrett	3	0	2	0.7	4	0
Chargers	37	13	215	5.8	19	0
Opponents	20	17	40	2.0	12	0

Kickoff Returns	Ret.	Yds.	Avg.	Long	TD
LeVias	24	559	23.3	71	0
Fletcher	11	217	19.7	25	0
Salter	8	172	21.5	29	0
Burns	2	19	9.5	15	0
Rogers	1	20	20.0	20	0
Sweeney	1	13	13.0	13	0
Thomas	1	0	0.0	0	0
Wilkerson	1	0	0.0	0	0
Chargers	49	1000	20.4	71	0
Opponents	55	1245	22.6	63	0

Field Goals	1-19	20-29	30-39	40-49	50+
Partee	5/5	6/6	1/3	4/12	1/3
Chargers	5/5	6/6	1/3	4/12	1/3
Opponents	3/3	1/5	3/6	4/9	0/1

Partee (48N,48N) (37N,51N,48N) (21G) (43G) (43N,41G,20G,35G) (9G,10G) (1) (28G) (42N,25G,45G) (14G) (51N) (33N,48N,12G,43G,22G) (43N,9G) (42B,50G,20G)

1970 FINAL STATISTICS

[5-6-3 Overall] Third AFC West - Charlie Waller
Home (2-3-2); Away (3-3-1)

Date	W/L	Score	Opponent	Att.
09/20	L	14-16	Baltimore	47,782
09/27	T	27-27	Oakland	42,109
10/04	L	10-37	at Los Angeles	69,564
10/12	L	20-22	Green Bay	53,064
10/18	W	20-7	at Chicago	45,278
10/25	T	31-31	Houston	41,427
11/01	W	27-10	at Cleveland	80,047
11/08	W	24-21	Denver	48,327
11/15	W	16-14	at Boston	50,597
11/22	L	17-20	at Oakland	54,594
11/29	L	14-26	at Kansas City	50,315
12/06	L	14-17	Cincinnati	41,461
12/13	T	17-17	at Denver	50,959
12/20	W	31-13	Kansas City	41,379

Team Statistics

	Chargers	Opponents
TOTAL FIRST DOWNS	231	245
Rushing	83	106
Passing	119	117
Penalty	29	22
Third Down: Made/Att.	67/173	69/179
Third Down Pct.	38.7	38.5
Fourth Down: Made/Att.	4/9	3/5
Fourth Down Pct.	44.4	60.0
TOTAL NET YARDS	3953	4182
Avg. Per Game	282.4	298.7
Total Plays	839	872
Avg. Per Play	4.7	4.8
NET YARDS RUSHING	1450	1967
Avg. Per Game	103.6	140.5
Total Rushes	395	480
NET YARDS PASSING	2503	2215
Avg. Per Game	178.8	158.2
Sacked/Yards Lost	57/433	27/207
Gross Yards	2936	2422
Attempts/Completions	387/192	365/207
Completion Pct.	49.6	56.7
Had Intercepted	19	9
PUNTS/AVERAGE	74/42.8	64/44.1
NET PUNTING AVG.	37.5	39.5
PENALTIES/YARDS	79/852	89/998
FUMBLES/BALL LOST	19/6	21/15
TOUCHDOWNS	35	30
Rushing	9	15
Passing	24	13
Returns	2	2
TIME OF POSSESSION	17:09	38:34

Score by Quarters

	Q1	Q2	Q3	Q4	OT	PTS.
Chargers	30	96	65	91	0	282
Opponents	36	111	68	63	0	278

Scoring	TD	RU	PA	RT	PAT	FG	S	PTS.
Garrison	12	0	12	0	0/0	0/0	0	72
Mercer	0	0	0	0	34/35	12/19	0	70
Frazier	8	1	6	1	0/0	0/0	0	48
Alworth	4	0	4	0	0/0	0/0	0	24
R. Smith	3	3	0	0	0/0	0/0	0	18
Garrett TM	2	1	1	0	0/0	0/0	0	12
Queen	2	1	1	0	0/0	0/0	0	12
Detwiler	1	0	0	1	0/0	0/0	0	6
Hadl	1	1	0	0	0/0	0/0	0	6
Hubbert	1	1	0	0	0/0	0/0	0	6
Post	1	1	0	0	0/0	0/0	0	6
J. Owens	0	0	0	0	0/0	0/0	1	2
Chargers	35	9	24	2	34/35	12/19	1	282
Opponents	30	15	13	2	29/30	23/40	0	278

2-Pt. Conversions: Chargers 0-0, Opponents 0-0

Sacks: Chargers 27.0, Opponents 57.0

Passing	Att.	Comp.	Yds.	Comp.%	Yds./Att.
Hadl	327	162	2388	.495	7.30
Domres	55	28	491	.509	8.93
Foster	3	1	9	.333	3.00
Clark	2	1	48	.500	24.00
Garrett TM	0	0	0	—	—
Chargers	387	192	2936	.496	7.59
Opponents	365	207	2422	.567	6.64

Rushing	No.	Yds.	Avg.	Long	TD
Queen	77	261	3.4	19	1
Post	74	225	3.0	18	1
Garrett TM	46	146	3.2	22	1
Hadl	28	188	6.7	34	1
Hubbert	49	175	3.6	11	1
R. Smith	52	163	3.1	21	3
Frazier	5	120	24.0	70	1
Foster	32	84	2.6	15	0
D. Smith	14	42	3.0	15	0
Domres	14	39	2.8	7	0
Garrison	4	7	1.7	10	0
Chargers	395	1450	3.7	70	9
Opponents	480	1967	4.1	42	15

Receiving	No.	Yds.	Avg.	Long	TD
Garrison	44	1006	22.9	67	12
Frazier	38	497	13.1	51	6
Alworth	35	608	17.4	80t	4
Queen	20	236	11.8	65t	1
Garrett TM	10	127	12.7	44t	1
Post	13	113	8.7	30	0
Foster	10	92	9.2	48	0
Hubbert	7	44	6.3	11	0
R. Smith	5	44	8.8	11	0
D. Smith	4	65	16.3	42	0
Eber	2	43	21.5	31	0
Strozler	2	40	20.0	28	0
Gillette	2	21	10.5	12	0
Chargers	192	2936	15.3	80t	24
Opponents	207	2422	11.7	61t	13

Interceptions	No.	Yds.	Avg.	Long	TD
Barnes	3	22	7.3	15	0
Howard	2	19	9.5	19	0
Tolbert	2	19	9.5	19	0
Beauchamp	1	25	25.0	25	0
DeLong	1	5	5.0	5	0
Chargers	9	90	10.0	25	0
Opponents	19	235	12.4	25	0

Punting	No.	Yds.	Avg.	Net	TB	I-20	Lg.	B
Partee	65	2852	43.9	38.7	4	0	62	1
Mercer	8	283	35.4	28.6	0	0	42	0
Hadl	1	30	30.0	30.0	0	0	30	0
Chargers	74	3165	42.8	37.5	4	0	62	1
Opponents	64	2822	44.1	39.5	6	0	61	0

Punt Returns	Ret.	FC	Yds.	Avg.	Lg.	TD
Fletcher	16	2	137	8.6	17	0
R. Smith	9	8	31	3.4	13	0
Duncan	5	4	10	2.0	8	0
Detwiler	1	1	-5	-5.0	-5	0
Chargers	31	15	173	5.6	17	0
Opponents	34	20	312	9.2	79t	1

Kickoff Returns	Ret.	Yds.	Avg.	Long	TD
Duncan	19	410	21.6	41	0
Fletcher	17	382	22.5	30	0
Beauchamp	1	0	0.0	0	0
Hill	1	0	0.0	0	0
Moss TM	1	0	0.0	0	0
T. Owens	1	0	0.0	0	0
Queen	1	12	12.0	12	0
R. Smith	1	9	9.0	9	0
Chargers	42	813	19.4	41	0
Opponents	52	1153	22.2	52	0

Field Goals	1-19	20-29	30-39	40-49	50+
Mercer	3/3	1/3	5/5	3/8	0/0
Chargers	3/3	1/3	5/5	3/8	0/0
Opponents	10/12	6/8	4/6	1/12	2/2
Mercer (46B) (48G,39G) (30G) (47N,16G,39G) (1) (45G) (45N,37G,12G) (38G) (45N,23N,25N) (11G) (1) (47N) (42G) (27G)					

TD	TD%	Int.	Int.%	Long	Sack/Lost	Rating
24	.062	19	.049	80t	57/433	75.3
13	.036	9	.025	61t	27/207	78.6

1969 FINAL STATISTICS

(8-6 Overall) Third AFL West - Sid Gillman (4-5); Charlie Waller (4-1)
Home (5-2); Away (3-4)

Date	W/L	Score	Opponent	Att.
09/14	L	9-27	Kansas City	47,988
09/21	L	20-34	at Cincinnati	26,243
09/28	W	34-27	New York (AFL)	54,042
10/04	W	21-14	Cincinnati	52,748
10/11	W	21-14	at Miami	34,585
10/19	W	13-10	at Boston	18,346
10/26	L	12-24	Oakland	54,008
11/02	L	0-13	at Denver	45,511
11/09	L	3-27	at Kansas City	51,104
11/16	L	16-21	at Oakland	54,372
11/23	W	45-24	Denver	36,664
11/27	W	21-17	at Houston	40,065
12/07	W	28-18	Boston	33,146
12/14	W	45-6	Buffalo	47,582

Team Statistics	Chargers	Opponents
TOTAL FIRST DOWNS	275	232
Rushing	119	71
Passing	131	148
Penalty	25	13
Third Down: Made/Att.	0/0	0/0
Third Down Pct.	.000	.000
Fourth Down: Made/Att.	0/0	0/0
Fourth Down Pct.	.000	.000
TOTAL NET YARDS	4611	4237
Avg. Per Game	329.4	302.6
Total Plays	932	824
Avg. Per Play	4.9	5.1
NET YARDS RUSHING	1995	1442
Avg. Per Game	141.8	103.0
Total Rushes	455	366
NET YARDS PASSING	2626	2795
Avg. Per Game	187.6	199.6
Sacked/Yards Lost	33/301	35/280
Gross Yards	2927	3075
Attempts/Completions	444/208	423/241
Completion Pct.	.468	.570
Had Intercepted	21	31
PUNTS/AVERAGE	71/44.6	76/40.3
NET PUNTING AVG.	38.3	36.0
PENALTIES/YARDS	63/731	71/791
FUMBLE/BALL LOST	27/13	13/6
TOUCHDOWNS	35	34
Rushing	18	11
Passing	13	22
Returns	4	1
TIME OF POSSESSION	30:00	30:00

Score by Quarters	Q1	Q2	Q3	Q4	OT	PTS.
Chargers	57	92	71	68	0	288
Opponents	45	84	75	72	0	276

Scoring	TD	RU	PA	RT	PAT	FG	S	PTS.
Partee	0	0	0	0	33/33	15/28	0	78
Garrison	7	0	7	0	0/0	0/0	0	42
Post	6	6	0	0	0/0	0/0	0	36
Alworth	4	4	0	0	0/0	0/0	0	24
Domres	4	4	0	0	0/0	0/0	0	24
Hubbert	4	4	0	0	0/0	0/0	0	24
Graham	2	0	0	2	0/0	0/0	0	12
Hadl	2	2	0	0	0/0	0/0	0	12
Smith	2	2	0	0	0/0	0/0	0	12
Briggs	1	0	0	1	0/0	0/0	0	6
Duncan	1	0	0	1	0/0	0/0	0	6
Eber	1	0	1	0	0/0	0/0	0	6
Foster	1	0	1	0	0/0	0/0	0	6
Chargers	35	18	13	4	33/33	15/28	0	288
Opponents	34	11	22	1	31/33	13/25	0	276

2-Pt. Conversions: Chargers 0-0, Opponents 1-1

Sacks: Chargers 35.0, Opponents 33.0

Passing	Att.	Comp.	Yds.	Comp. %	Yds./Att.	TD	TD%	Int.	Int. %	Long	Sack/Lost	Rating
Hadl	324	158	2253	.488	6.95	10	.031	11	.034	76t	18/190	67.8
Domres	112	47	631	.420	5.63	2	.018	10	.089	55	14/101	29.3
Foster	5	2	39	.400	7.80	1	.200	0	.000	30t	0/0	107.5
Post	2	1	4	.500	2.00	0	.000	0	.000	4	0/0	56.3
Hubbert	1	0	0	.000	0.00	0	.000	0	.000	0	0/0	39.6
Mikolajewski	0	0	0	—	—	0	—	0	—	0	1/10	—
Chargers	444	208	2927	.468	6.59	13	.029	21	.047	76t	33/301	58.6
Opponents	423	241	3075	.570	7.27	22	.052	31	.073	80t	35/280	66.7

Rushing	No.	Yds.	Avg.	Long	TD
Post	182	873	4.8	60	6
Hubbert	94	333	3.5	24	4
Foster	64	236	3.7	24	0
Smith	51	211	4.1	16	2
Domres	19	145	7.6	22	4
Hadl	26	109	4.2	17	2
Sayers	15	53	3.8	8	0
Alworth	4	25	5.0	16	0
Chargers	455	1985	4.4	60	18
Opponents	366	1442	3.9	49	11

Receiving	No.	Yds.	Avg.	Long	TD
Alworth	64	1003	15.7	76t	4
Garrison	40	804	20.1	50	7
Post	24	235	9.8	46	0
Frazier	17	205	12.1	50	0
Foster	14	83	5.9	28	1
Hubbert	11	43	3.9	18	0
Queen	10	148	14.8	42	0
Smith	10	144	14.4	55	0
Eber	9	141	15.7	43	1
MacKinnon	7	82	11.7	23	0
Trapp	2	39	19.5	24	0
Chargers	208	2927	14.1	76t	13
Opponents	241	3075	12.8	80t	22

Interceptions	No.	Yds.	Avg.	Long	TD
Hill	7	92	13.1	27	0
Duncan	6	118	19.7	72t	1
Howard	6	50	8.3	19	0
Barnes	5	64	12.8	25	0
Graham	4	112	28.0	65t	2
Briggs	1	5	5.0	5	0
Redman	1	3	3.0	3	0
Campbell	1	0	0.0	0	0
Chargers	31	444	14.3	72t	3
Opponents	21	265	12.6	43	0

Punting	No.	Yds.	Avg.	Net	TB	I-20	Lg.	B
Partee	71	3169	44.6	38.3	8	0	62	0
Chargers	71	3169	44.6	38.3	8	0	62	0
Opponents	76	3059	40.3	36.0	1	0	62	0

Punt Returns	Ret.	FC	Yds.	Avg.	Lg.	TD
Duncan	27	7	280	10.4	38	0
Graham	3	24	15	5.0	9	0
Smith	3	0	5	5.0	5	0
Trapp	0	1	0	—	—	0
Chargers	31	32	300	9.7	38	0
Opponents	30	7	291	9.7	45	0

Kickoff Returns	Ret.	Yds.	Avg.	Long	TD
Duncan	21	587	28.0	52	0
Smith	6	138	23.0	27	0
Post	4	74	18.5	27	0
Fetherston	3	0	0.0	0	0
Sayers	2	42	21.0	21	0
Briggs	1	0	0.0	0	0
Foster	1	1	1.0	1	0
Huey	1	0	0.0	0	0
Chargers	39	842	21.6	52	0
Opponents	53	1238	23.4	38	0

Field Goals	1-19	20-29	30-39	40-49	50+
Partee	4/4	5/8	3/9	2/6	1/1
Chargers	4/4	5/8	3/9	2/6	1/1
Opponents	2/3	3/4	5/7	3/8	0/3

Partee (50G) (49N, 33N, 29G, 14G) (37N, 42G, 27G) (34N, 27N, 43B) (41B) (28N, 12G, 28G) (35N, 25G, 46G) () (39N, 25G) (30N, 18G, 31G, 14G) (33G) (25B) () (48N, 33G)

1968 FINAL STATISTICS

[9-5 Overall] Third AFL West - Sid Gillman
Home (4-3); Away (5-2)

Date	W/L	Score	Opponent	Att.
09/06	W	29-13	Cincinnati	33,687
09/21	W	30-14	Houston	46,217
09/29	W	31-10	at Cincinnati	28,642
10/05	L	20-23	at New York (AFL)	63,786
10/13	W	23-14	at Oakland	53,257
10/20	W	55-24	Denver	42,953
10/27	L	20-27	at Kansas City	50,344
11/03	W	34-28	Miami	37,284
11/10	W	27-17	at Boston	19,278
11/17	W	21-6	at Buffalo	27,993
11/24	L	15-37	New York (AFL)	51,175
12/01	W	47-23	at Denver	35,312
12/08	L	3-40	Kansas City	51,174
12/15	L	27-34	Oakland	40,698

Team Statistics

	Chargers	Opponents
TOTAL FIRST DOWNS	270	225
Rushing	93	90
Passing	164	118
Penalty	13	17
Third Down: Made/Att.	0/0	0/0
Third Down Pct.	.000	.000
Fourth Down: Made/Att.	0/0	0/0
Fourth Down Pct.	.000	.000
TOTAL NET YARDS	5388	4333
Avg. Per Game	384.9	309.5
Total Plays	918	893
Avg. Per Play	5.9	4.9
NET YARDS RUSHING	1765	1641
Avg. Per Game	126.1	117.2
Total Rushes	428	439
NET YARDS PASSING	3623	2692
Avg. Per Game	258.8	192.3
Sacked/Yards Lost	18/190	24/204
Gross Yards	3813	2896
Attempts/Completions	472/225	430/217
Completion Pct.	.477	.505
Had Intercepted	33	20
PUNTS/AVERAGE	56/40.7	74/42.3
NET PUNTING AVG.	34.7	37.0
PENALTIES/YARDS	72/654	63/692
FUMBLES/BALL LOST	20/12	26/15
TOUCHDOWNS	45	36
Rushing	12	13
Passing	29	20
Returns	4	3
TIME OF POSSESSION	21:26	38:34

Score by Quarters

Chargers	Q1	Q2	Q3	Q4	OT	PTS.
Chargers	74	136	58	114	0	382
Opponents	59	106	78	67	0	310

Scoring	TD	RU	PA	RT	PAT	FG	S	PTS.
Partee	0	0	0	0	40/43	22/32	0	106
Alworth	10	0	10	0	0/0	0/0	0	62
Garrison	10	0	10	0	0/0	0/0	0	60
MacKinnon	6	0	6	0	0/0	0/0	0	38
Smith	4	4	0	0	0/0	0/0	0	24
Frazier	3	0	3	0	0/0	0/0	0	18
Post	3	3	0	0	0/0	0/0	0	18
Beauchamp	2	0	2	0	0/0	0/0	0	12
Hadl	2	2	0	0	0/0	0/0	0	12
Hubbert	2	2	0	0	0/0	0/0	0	12
Duncan	1	0	1	0	0/0	0/0	0	6
Dyer	1	0	0	1	0/0	0/0	0	6
Foster	1	1	0	0	0/0	0/0	0	6
Chargers	45	12	29	4	40/43	22/32	1	382
Opponents	36	13	20	3	35/35	19/31	1	310

2-Pt. Conversions: Alworth, MacKinnon, Chargers 2-2, Opponents 0-1

Sacks: Chargers 24.0, Opponents 18.0

Passing	Att.	Comp.	Yds.	Comp.%	Yds./Att.	TD	TD%	Int.	Int.%	Long	Sack/Lost	Rating
Hadl	440	208	3473	.473	7.89	27	.061	32	.073	84t	10/110	64.5
Brittenum	17	9	125	.529	7.35	1	.059	1	.059	22	7/63	71.9
Foster	7	6	169	.857	24.14	0	.000	0	.000	50	0/0	118.8
Post	4	1	23	.250	5.75	0	.000	0	.000	23	1/17	51.0
Smith	3	0	0	.000	0.00	0	.000	0	.000	0	0/0	39.6
Allison	1	1	23	100.0	23.00	1	100.0	0	.000	23t	0/0	158.3
Chargers	472	225	3813	.477	8.08	29	.061	33	.070	84t	18/190	66.8
Opponents	430	217	2896	.505	6.73	20	.047	20	.047	87t	24/204	68.3

Rushing	No.	Yds.	Avg.	Long	TD
Post	151	758	5.0	62t	3
Smith	88	426	4.8	37t	4
Foster	109	394	3.6	22	1
Hubbert	28	119	4.3	21	2
Allison	23	31	1.3	6	0
Alworth	3	18	6.0	10	0
Hadl	23	14	0.6	9	2
Lowe TM	1	9	9.0	9	0
Brittenum	2	-4	-2.0	0	0
Chargers	428	1765	4.1	62t	12
Opponents	439	1641	3.7	37	13

Receiving	No.	Yds.	Avg.	Long	TD
Alworth	68	1312	19.3	80t	10
Garrison	52	1103	21.2	84t	10
MacKinnon	33	646	19.6	62t	6
Foster	23	224	9.7	48	0
Post	18	165	9.2	23	0
Frazier	16	237	14.8	48t	3
Smith	7	71	10.1	24	0
Hubbert	5	11	2.2	10	0
Allison	2	22	11.0	12	0
Dyer	1	22	22.0	22	0
Chargers	225	3813	16.9	84t	29
Opponents	217	2896	13.3	87t	20

Interceptions	No.	Yds.	Avg.	Long	TD
Beauchamp	5	114	22.8	35t	2
Graham	5	87	17.4	42	0
Tolbert	2	42	21.0	22	0
Erlandson	2	22	11.0	16	0
Stags	2	2	1.0	2	0
Allen	1	4	4.0	4	0
Duncan	1	4	4.0	4	0
Fetherston	1	0	0.0	0	0
Howard	1	0	0.0	0	0
Chargers	20	275	13.8	42	2
Opponents	33	534	16.2	75t	2

Punting	No.	Yds.	Avg.	Net	TB	I-20	Lg.	B
Partee	56	2281	40.7	34.7	6	0	60	0
Chargers	56	2281	40.7	34.7	6	0	60	0
Opponents	74	3132	42.3	37.0	5	0	68	0

Punt Returns	Ret.	FC	Yds.	Avg.	Lg.	TD
Duncan	18	5	206	11.4	95t	1
Graham	13	10	61	4.7	22	0
Smith	8	3	25	3.1	8	0
Allison	0	1	0	-	-	0
Chargers	39	19	292	7.9	95t	1
Opponents	21	10	220	10.5	82t	1

Kickoff Returns	Ret.	Yds.	Avg.	Long	TD
Duncan	25	586	23.4	53	0
Post	10	199	19.9	38	0
Allison	7	121	17.3	23	0
Baccaglio TM	2	0	0.0	0	0
Lincoln TM	2	37	18.5	27	0
Whitehead	2	81	40.5	63	0
Latzke	1	0	0.0	0	0
Smith	1	20	20.0	20	0
Speights	1	21	21.0	21	0
Chargers	51	1065	20.9	63	0
Opponents	60	1251	20.9	35	0

Field Goals	1-19	20-29	30-39	40-49	50+
Partee	4/4	8/10	6/10	4/7	0/1
Chargers	4/4	8/10	6/10	4/7	0/1
Opponents	5/5	8/9	5/10	1/7	0/0

Partee (46N,39N,42G) (35G,23G,48G) (36N,28N,21G) (50N) (47N,39N,24G,27G,27G) (37B,18G,27G) (19G,36G) (23N,33G,23G) (32G,33G) () () (19G) (28G) (47N,13G,34G,40G,42G)

1967 FINAL STATISTICS

(8-5-1 Overall) Third AFL West - Sid Gillman

Home (5-2-1); Away (3-3)

Date	W/L	Score	Opponent	Att.
09/09	W	28-14	Boston	39,337
09/24	W	13-3	Houston	36,032
10/01	W	37-17	at Buffalo	39,310
10/08	T	31-31	Boston	23,620
10/15	W	45-31	Kansas City	45,355
10/22	W	38-21	at Denver	34,465
10/29	L	10-51	at Oakland	53,474
11/12	W	24-0	Miami	34,761
11/19	W	17-16	at Kansas City	46,738
11/23	W	24-20	Denver	34,586
12/03	L	21-41	Oakland	52,661
12/10	L	24-41	at Miami	23,007
12/16	L	17-24	at Houston	19,870
12/24	L	31-42	New York (AFL)	34,580

Team Statistics

	Chargers	Opponents
TOTAL FIRST DOWNS	259	251
Rushing	88	88
Passing	150	148
Penalty	21	15
Third Down: Made/Att.	0/0	0/0
Third Down Pct.	.000	.000
Fourth Down: Made/Att.	0/0	0/0
Fourth Down Pct.	.000	.000
TOTAL NET YARDS	5125	4705
Avg. Per Game	366.1	336.1
Total Plays	891	936
Avg. Per Play	5.8	5.0
NET YARDS RUSHING	1715	1553
Avg. Per Game	122.5	110.9
Total Rushes	417	441
NET YARDS PASSING	3410	3152
Avg. Per Game	243.6	225.1
Sacked/Yards Lost	11/107	31/303
Gross Yards	3517	3455
Attempts/Completions	463/230	464/230
Completion Pct.	.497	.496
Had Intercepted	24	13
PUNTS/AVERAGE	63/37.5	72/45.2
NET PUNTING AVG.	33.6	36.8
PENALTIES/YARDS	72/817	61/666
FUMBLES/BALL LOST	18/10	22/10
TOUCHDOWNS	45	44
Rushing	14	17
Passing	26	26
Returns	5	1
TIME OF POSSESSION	25:43	34:17

Score by Quarters

Chargers	Q1	Q2	Q3	Q4	OT	PTS.
Chargers	76	116	58	110	0	360
Opponents	87	99	93	73	0	352

Scoring	TD	RU	PA	RT	PAT	FG	S	PTS.
Van Raaphorst	0	0	0	0	45/45	15/30	0	90
Frazier	10	0	10	0	0/0	0/0	0	60
Alworth	9	0	9	0	0/0	0/0	0	54
Post	8	7	1	0	0/0	0/0	0	48
Hubbert	4	2	2	0	0/0	0/0	0	24
Duncan	3	0	0	3	0/0	0/0	0	18
Hadl	3	3	0	0	0/0	0/0	0	18
Garrison	2	0	2	0	0/0	0/0	0	12
MacKinnon	2	0	2	0	0/0	0/0	0	12
Appleton	1	0	0	1	0/0	0/0	0	6
Graham	1	0	0	1	0/0	0/0	0	6
Low	1	1	0	0	0/0	0/0	0	6
Smith	1	1	0	0	0/0	0/0	0	6
Chargers	45	14	26	5	45/45	15/30	0	360
Opponents	44	17	26	1	44/44	14/27	1	352

2-Pt. Conversions: Chargers 0-0, Opponents 0-0

Sacks: Chargers 31.0, Opponents 11.0

Passing	Att.	Comp.	Yds.	Comp.%	Yds./Att.	TD	TD%	Int.	Int.%	Long	Sack/Lost	Rating
Hadl	427	217	3365	.508	7.88	24	.056	22	.052	72t	9/91	74.5
Stephenson	26	11	117	.423	4.50	2	.077	2	.077	21	1/7	49.7
Post	6	1	9	.167	1.50	0	.000	0	.000	9	1/9	39.6
Alworth	1	0	0	.000	0.00	0	.000	0	.000	0	0/0	39.6
Foster	1	0	0	.000	0.00	0	.000	0	.000	0	0/0	39.6
Low	1	1	26	100.0	26.00	0	.000	0	.000	26	0/0	118.8
Whitehead	1	0	0	.000	0.00	0	.000	0	.000	0	0/0	39.6
Chargers	463	230	3517	.497	7.60	26	.056	24	.052	72t	11/107	72.3
Opponents	464	230	3455	.496	7.45	26	.056	13	.028	75t	31/303	81.4

Rushing	No.	Yds.	Avg.	Long	TD
Post	161	663	4.1	67t	6
Hubbert	116	643	5.5	80t	2
Smith	22	115	5.2	16	1
Hadl	37	107	2.9	26	3
Foster	28	78	2.1	13	0
Low	28	71	2.5	21	1
Allison	10	34	3.4	26	0
Stephenson	2	11	5.5	7	0
Alworth	1	5	5.0	5	0
Garrison	1	1	1.0	1	0
Redman	1	-13	-13.0	-13	0
Chargers	417	1715	4.1	80t	14
Opponents	441	1553	3.5	52	17

Receiving	No.	Yds.	Avg.	Long	TD
Frazier	57	922	16.2	72t	10
Alworth	52	1010	19.4	71t	9
Garrison	44	772	17.5	62	2
Post	32	278	8.7	66t	1
Hubbert	19	214	11.3	49	2
Foster	9	46	5.1	11	0
MacKinnon	7	176	25.1	71	2
Newell	7	68	9.7	14	0
Low	2	25	12.5	13	0
Smith	1	6	6.0	6	0
Chargers	230	3517	15.3	72t	26
Opponents	230	3455	15.0	75t	26

Interceptions	No.	Yds.	Avg.	Long	TD
Beauchamp	3	44	14.7	28	0
Duncan	2	100	50.0	100t	1
Graham	2	76	38.0	68t	1
Redman	2	26	13.0	23	0
Allen	2	2	1.0	2	0
Erickson	1	17	17.0	17	0
Tolbert	1	9	9.0	9	0
Chargers	13	274	21.1	100t	2
Opponents	24	329	13.7	40t	1

Punting	No.	Yds.	Avg.	Net	TB	I-20	Lg.	B
Redman	58	2147	37.0	32.9	1	0	56	0
Cordill	3	145	48.3	46.0	0	0	52	0
Hadl	2	70	35.0	35.0	0	0	46	0
Chargers	63	2362	37.5	33.6	1	0	56	0
Opponents	72	3252	45.2	36.8	6	0	72	0

Punt Returns	Ret.	FC	Yds.	Avg.	Lg.	TD
Duncan	36	6	434	12.1	50	0
Graham	3	4	46	15.3	42	0
Smith	0	2	0	—	0	0
Chargers	39	12	480	12.3	50	0
Opponents	21	19	224	10.7	78	0

Kickoff Returns	Ret.	Yds.	Avg.	Long	TD
Tolbert	18	441	24.5	45	0
Post	15	371	24.7	50	0
Duncan	9	231	25.7	60	0
Low	8	145	18.1	29	0
Smith	3	51	17.0	19	0
Erickson	1	0	0.0	0	0
Chargers	54	1239	22.9	60	0
Opponents	63	1506	23.9	82	0

Field Goals	1-19	20-29	30-39	40-49	50+
Van Raaphorst	5/8	3/5	4/5	3/11	0/1
Chargers	5/8	3/5	4/5	3/11	0/1
Opponents	5/7	4/6	3/8	2/4	0/2
Van Raaphorst(42N,50N,45N)(14G,42G,38N)(32G,30G,13B,25G)(32G,49N)(15G,43B,17B,13B)(41N,30G)(49N,29N,40G)(46N,42G)(12G)(24G,45N,22B)(1)(23G)(18G)(13G)					

1966 FINAL STATISTICS

[7-6-1 Overall] Third AFL West - Sid Gillman
Home (5-2); Away (2-4-1)

Date	W/L	Score	Opponent	Att.
09/04	W	24-7	Buffalo	27,572
09/10	W	24-0	Boston	29,539
09/25	W	29-20	at Oakland	37,183
10/02	W	44-10	Miami	26,444
10/08	L	16-17	at New York (AFL)	63,497
10/16	T	17-17	at Buffalo	45,169
10/23	L	17-35	at Boston	32,371
10/30	W	24-17	Denver	25,819
11/06	L	14-24	at Kansas City	40,986
11/13	L	19-41	Oakland	26,230
11/27	L	17-20	at Denver	24,860
12/04	W	28-22	at Houston	17,569
12/11	W	42-27	New York (AFL)	25,712
12/18	L	17-27	Kansas City	28,548

Team Statistics

	Chargers	Opponents
TOTAL FIRST DOWNS	230	260
Rushing	77	127
Passing	137	116
Penalty	16	17
Third Down: Made/Att.	0/0	0/0
Third Down Pct.	.000	.000
Fourth Down: Made/Att.	0/0	0/0
Fourth Down Pct.	.000	.000
TOTAL NET YARDS	4553	4558
Avg. Per Game	325.2	325.6
Total Plays	827	905
Avg. Per Play	5.5	5.0
NET YARDS RUSHING	1537	2403
Avg. Per Game	109.8	171.6
Total Rushes	361	497
NET YARDS PASSING	3016	2155
Avg. Per Game	215.4	153.9
Sacked/Yards Lost	32/331	26/231
Gross Yards	3347	2386
Attempts/Completions	434/224	382/170
Completion Pct.	.516	.445
Had Intercepted	15	27
PUNTS/AVERAGE	66/37.0	52/43.0
NET PUNTING AVG.	34.5	35.3
PENALTIES/YARDS	68/667	60/527
FUMBLES/BALL LOST	17/7	17/8
TOUCHDOWNS	41	33
Rushing	9	19
Passing	29	1
Returns	3	1
TIME OF POSSESSION	30:00	30:00

Score by Quarters

	Q1	Q2	Q3	Q4	OT	PTS.
Chargers	57	97	64	117	0	335
Opponents	60	91	50	83	0	284

Scoring	TD	RU	PA	RT	PAT	FG	S	PTS.
Van Raaphorst	0	0	0	0	39/40	16/31	0	87
Alworth	13	0	13	0	0/0	0/0	0	78
MacKinnon	6	0	6	0	0/0	0/0	0	36
Garrison	4	0	4	0	0/0	0/0	0	24
Foster	3	1	2	0	0/0	0/0	0	18
Lincoln	3	1	2	0	0/0	0/0	0	18
Lowe	3	3	0	0	0/0	0/0	0	18
Allison	2	2	0	0	0/0	0/0	0	12
Frazier	2	0	2	0	0/0	0/0	0	12
Hadl	2	2	0	0	0/0	0/0	0	12
Duncan	1	0	0	1	0/0	0/0	0	6
Graham	1	0	0	1	0/0	0/0	0	6
Redman	1	0	0	1	0/0	0/0	0	6
Chargers	41	9	29	3	39/40	16/31	1	335
Opponents	33	19	13	1	31/32	17/31	1	284

2-Pt. Conversions: Chargers 0-0, Opponents 1-1

Sacks: Chargers 26.0, Opponents 32.0

Passing	Att.	Comp.	Yds.	Comp.%	Yds./Att.	TD	TD%	Int.	Int.%	Long	Sack/Lost	Rating
Hadl	375	200	2846	.533	7.59	23	.061	14	.037	78t	0/0	83.0
Tensi	52	21	405	.404	7.79	5	.096	1	.019	63t	0/0	92.2
Lincoln	4	2	71	.500	17.75	1	.250	0	.000	36t	0/0	135.4
Lowe	3	1	25	.333	8.33	0	.000	0	.000	25	0/0	64.6
Chargers	434	224	3347	.516	7.71	29	.067	15	.035	78t	32/331	85.1
Opponents	382	170	2386	.445	6.25	13	.034	27	.071	68	26/231	47.1

Rushing	No.	Yds.	Avg.	Long	TD
Lowe	146	643	4.4	57	3
Foster	81	352	4.3	37	1
Lincoln	58	214	3.7	23	1
Allison	31	213	6.9	61t	2
Hadl	38	95	2.5	21	2
Redman	2	14	7.0	32	0
Alworth	3	10	3.3	4	0
Tensi	1	-1	-1.0	-1	0
Garrison	1	-3	-3.0	-3	0
Chargers	361	1537	4.3	61t	9
Opponents	497	2403	4.8	64	19

Receiving	No.	Yds.	Avg.	Long	TD
Alworth	73	1383	18.9	78t	13
Garrison	46	642	14.0	36	4
MacKinnon	26	477	18.3	46	6
Foster	26	260	10.0	63t	2
Lincoln	14	264	18.9	67t	2
Allison	12	99	8.3	20	0
Lowe	12	41	3.4	11	0
Frazier	9	144	16.0	30t	2
Norton	4	50	12.5	18	0
Hadl	2	-13	-6.5	4	0
Chargers	224	3347	14.9	78t	29
Opponents	170	2386	14.0	68	13

Interceptions	No.	Yds.	Avg.	Long	TD
Duncan	7	67	9.6	31	0
Graham	5	70	14.0	32t	1
Farr	3	68	22.7	35	0
Matsos TM	1	6	6.0	6	0
Whitehead	2	89	44.5	61	0
Beauchamp	2	24	12.0	21	0
Redman	2	7	3.5	7	0
Milks	1	13	13.0	13	0
Allen	1	8	8.0	8	0
Degen	1	7	7.0	7	0
Kindig	1	0	0.0	0	0
Tolbert	1	0	0.0	0	0
Chargers	27	359	13.3	61	1
Opponents	15	278	18.5	41	0

Punting	No.	Yds.	Avg.	Net	TB	I-20	Lg.	B
Redman	66	2442	37.0	34.5	4	0	55	0
Chargers	66	2442	37.0	34.5	4	0	55	0
Opponents	52	2235	43.0	35.3	7	0	60	0

Punt Returns	Ret.	FC	Yds.	Avg.	Lg.	TD
Duncan	18	4	238	13.2	81t	1
Graham	2	4	15	7.5	12	0
Plump	1	0	4	4.0	4	0
Chargers	21	8	257	12.2	81t	1
Opponents	16	16	84	5.3	33	0

Kickoff Returns	Ret.	Yds.	Avg.	Long	TD
Duncan	25	642	25.7	50	0
Plump	15	345	23.0	35	0
Lowe	7	167	23.9	54	0
Beauchamp	4	64	16.0	25	0
Farr	2	54	27.0	35	0
Gruneisen	1	0	0.0	0	0
Whitmyer	1	10	10.0	10	0
Chargers	55	1282	23.3	54	0
Opponents	66	1387	21.0	53	0

Field Goals	1-19	20-29	30-39	40-49	50+
Van Raaphorst	7/8	3/8	4/7	2/7	0/1
Chargers	7/8	3/8	4/7	2/7	0/1
Opponents	3/3	5/8	5/7	2/10	2/3

Van Raaphorst (30G,10G) (10G,40N) (13G,20G) (9G) (14G,17G,42G,50N,40N,3 ON,21N) (31G,42N) (25N,43G) (31N,26G) (1) (38G,45N,39G,19B) (21N,10G,22N) (33N) (45N) (26G,26N)

1965 FINAL STATISTICS

(9-2-3 Overall) First AFL West - Sid Gillman
Home (4-1-2); Away (5-1-1); Postseason (0-1)

Date	W/L	Score	Opponent	Att.
09/11	W	34-31	Denver	27,022
09/19	W	17-6	at Oakland	21,406
09/26	T	10-10	Kansas City	28,126
10/03	W	31-14	Houston	28,190
10/10	W	34-3	at Buffalo	45,260
10/17	T	13-13	at Boston	20,924
10/23	W	34-9	at New York (AFL)	60,679
10/31	L	6-22	Boston	33,366
11/07	W	35-21	at Denver	33,073
11/14	L	7-31	at Kansas City	21,968
11/25	T	20-20	Buffalo	27,473
12/04	W	38-7	New York (AFL)	32,169
12/12	W	37-26	at Houston	24,120
12/19	W	24-14	Oakland	26,056
AFL Championship Game				
12/26	L	0-23	Buffalo	30,361

Team Statistics		Chargers	Opponents
TOTAL FIRST DOWNS			
		268	188
Rushing		127	54
Passing		127	117
Penalty		14	17
Third Down: Made/Att.		0/0	0/0
Third Down Pct.		.000	.000
Fourth Down: Made/Att.		0/0	0/0
Fourth Down Pct.		.000	.000
TOTAL NET YARDS			
		5156	3268
Avg. Per Game		368.3	233.4
Total Plays		908	815
Avg. Per Play		5.7	4.0
NET YARDS RUSHING			
		2083	1094
Avg. Per Game		148.8	78.1
Total Rushes		482	306
NET YARDS PASSING			
		3103	2174
Avg. Per Game		221.6	155.3
Sacked/Yards Lost		27/276	38/312
Gross Yards		3379	2486
Attempts/Completions		401/203	471/207
Completion Pct.		.506	.439
Had Intercepted		26	28
PUNTS/AVERAGE		70/40.0	80/43.2
NET PUNTING AVG.		35.7	36.9
PENALTIES/YARDS		84/929	62/665
FUMBLES/BALL LOST		20/12	18/10
TOUCHDOWNS		41	25
Rushing		12	7
Passing		23	17
Returns		6	1
TIME OF POSSESSION			
		30:00	30:00

Score by Quarters	Q1	Q2	Q3	Q4	OT	PTS.
Chargers	20	136	76	108	0	340
Opponents	55	57	44	71	0	227

Scoring	TD	RU	PA	RT	PAT	FG	S	PTS.
Travenio	0	0	0	0	40/40	18/31	0	94
Alworth	14	0	14	0	0/0	0/0	0	84
Lowe	8	6	1	1	0/0	0/0	0	48
Lincoln	7	3	4	0	0/0	0/0	0	42
Duncan	2	0	0	2	0/0	0/0	0	12
Foster	2	2	0	0	0/0	0/0	0	12
Kocourek	2	0	2	0	0/0	0/0	0	12
Norton	2	0	2	0	0/0	0/0	0	12
Faison	1	0	0	1	0/0	0/0	0	6
Graham	1	0	0	1	0/0	0/0	0	6
Hadl	1	1	0	0	0/0	0/0	0	6
Whitehead	1	0	0	1	0/0	0/0	0	6
Chargers	41	12	23	6	40/40	18/31	0	340
Opponents	25	7	17	1	25/25	16/34	2	227

2-Pt. Conversions: Chargers 0-1, Opponents 0-0

Sacks: Chargers 38.0, Opponents 27.0

Passing	Att.	Comp.	Yds.	Comp.%	Yds./Att.	TD	TD%	Int.	Int.%	Long	Sack/Lost	Rating
Hadl	348	174	2798	.500	8.04	20	.057	21	.060	85t	0/0	71.3
Breaux	43	22	404	.512	9.40	2	.047	4	.093	66t	0/0	60.6
Lowe	4	3	81	.750	20.10	0	.000	0	.000	42	0/0	116.7
Foster	3	2	31	.667	10.33	0	.000	0	.000	21	0/0	100.7
Lincoln	3	2	65	.667	21.67	1	.333	1	.333	34t	0/0	109.7
Chargers	401	203	3379	.506	8.43	23	.057	26	.065	85t	27/276	71.5
Opponents	471	207	2486	.439	5.28	17	.036	28	.059	73t	38/312	48.0

Rushing	No.	Yds.	Avg.	Long	TD
Lowe	222	1121	5.0	59t	6
Foster	121	469	3.9	22	2
Lincoln	74	302	4.1	24	3
Allison	28	98	3.5	17	0
Hadl	28	91	3.3	23	1
MacKinnon	3	17	5.7	9	0
Sweeney	0	8	—	8	0
Breaux	1	-1	-1.0	-1	0
Norton	1	-5	-5.0	-5	0
Shea	1	-5	-5.0	-5	0
Alworth	3	-12	-4.0	-1	0
Chargers	482	2083	4.3	59t	12
Opponents	306	1094	3.6	59	7

Receiving	No.	Yds.	Avg.	Long	TD
Alworth	69	1602	23.2	85t	14
Norton	34	485	14.3	61	2
Kocourek	28	363	13.0	29	2
Lincoln	23	376	16.3	66t	4
Lowe	17	126	7.4	45t	1
Foster	17	199	11.7	23	0
Allison	8	109	13.6	44	0
MacKinnon	6	106	17.7	38	0
Taylor	1	13	13.0	13	0
Chargers	203	3379	16.6	85t	23
Opponents	207	2472	11.9	73t	17

Interceptions	No.	Yds.	Avg.	Long	TD
Whitehead	7	127	18.1	35t	1
Graham	5	108	21.6	51t	1
Warren	5	43	8.6	26	0
Duncan	4	30	7.5	26	0
Degen	2	6	3.0	6	0
Westmoreland	1	28	28.0	28	0
Faison	1	24	24.0	24t	1
Redman	1	11	11.0	11	0
Allen	1	0	0.0	0	0
D. Harris	1	0	0.0	0	0
Chargers	28	377	13.5	51t	3
Opponents	26	451	17.3	65t	1

Punting	No.	Yds.	Avg.	Net	TB	I-20	Lg.	B
Hadl	38	1544	40.6	33.9	3	0	65	0
Redman	29	1145	39.5	37.9	0	0	59	0
Allison	2	72	36.0	36.0	0	0	39	0
Whitehead	1	40	40.0	40.0	0	0	40	0
Chargers	70	2801	40.0	35.7	3	0	65	0
Opponents	80	3452	43.2	36.9	0	0	70	1

Punt Returns	Ret.	FC	Yds.	Avg.	Lg.	TD
Duncan	30	0	464	15.5	66t	2
Graham	5	0	36	7.2	12	0
D. Harris	3	0	8	2.7	7	0
Chargers	38	0	508	13.4	66t	2
Opponents	27	0	242	9.0	30	0

Kickoff Returns	Ret.	Yds.	Avg.	Long	TD
Duncan	26	612	23.5	39	0
Farr TM	7	123	17.6	24	0
Foster	5	108	21.6	36	0
Allison	4	80	20.0	24	0
Carson TM	3	44	14.7	21	0
Lincoln	2	46	23.0	27	0
D. Harris	1	15	15.0	15	0
Kirner	1	0	0.0	0	0
MacKinnon	1	0	0.0	0	0
Chargers	50	1028	20.6	39	0
Opponents	64	1418	22.2	69	0

Field Goals	1-19	20-29	30-39	40-49	50+
Travenio	10/12	4/6	3/5	1/7	0/1
Chargers	10/12	4/6	3/5	1/7	0/1
Opponents	3/7	5/6	5/10	3/4	0/7
Travenio (32G,25G,43N)(0N,29G)(41N,19G) (13G,27N) (22B,15G,19G) (40G,42N, 10G,41N) (20G,41N,19G)(49N,42N) (37B) () (37N,9G,14G) (26G) (32G,12G,32G) (50N,15G)					

1964 FINAL STATISTICS

[8-5-1 Overall] First AFL West - Sid Gillman
Home (4-3); Away (4-2-1); Postseason (0-1)

Date	W/L	Score	Opponent	Att.
09/12	W	27-21	Houston	22,632
09/20	L	28-33	Boston	20,568
09/26	L	3-30	at Buffalo	40,167
10/03	T	17-17	at New York (AFL)	47,746
10/09	W	26-17	at Boston	35,095
10/18	W	42-14	Denver	23,332
10/25	W	20-17	at Houston	21,671
11/01	W	31-17	Oakland	25,557
11/08	W	31-20	at Denver	19,670
11/15	W	28-14	at Kansas City	19,792
11/26	L	24-27	Buffalo	31,860
12/06	W	38-3	New York (AFL)	25,753
12/13	L	6-49	Kansas City	26,562
12/20	L	20-21	at Oakland	20,124
AFL Championship Game				
12/26	L	7-20	at Buffalo	40,242

Team Statistics	Chargers	Opponents
TOTAL FIRST DOWNS	250	244
Rushing	85	78
Passing	153	146
Penalty	12	20
Third Down: Made/Att.	0/0	0/0
Third Down Pct.	.000	.000
Fourth Down: Made/Att.	0/0	0/0
Fourth Down Pct.	.000	.000
TOTAL NET YARDS	4706	4040
Avg. Per Game	336.1	288.6
Total Plays	857	921
Avg. Per Play	6.5	4.4
NET YARDS RUSHING	1564	1522
Avg. Per Game	111.7	108.7
Total Rushes	390	399
NET YARDS PASSING	3142	2518
Avg. Per Game	224.4	179.9
Sacked/Yards Lost	22/221	38/408
Gross Yards	3363	2926
Attempts/Completions	445/224	484/240
Completion Pct.	.503	.496
Had Intercepted	30	30
PUNTS/AVERAGE	63/39.3	62/43.0
NET PUNTING AVG.	31.1	37.1
PENALTIES/YARDS	88/709	55/528
FUMBLES/BALL LOST	30/15	32/14
TOUCHDOWNS	44	36
Rushing	14	10
Passing	28	22
Returns	2	4
TIME OF POSSESSION	30:00	30:00

Score by Quarters	Q1	Q2	Q3	Q4	OT	PTS.
Chargers	61	116	81	83	0	341
Opponents	48	98	52	102	0	300

Scoring	TD	RU	PA	RT	PAT	FG	S	PTS.
Alworth	15	2	13	0	0/0	0/0	0	90
Lincoln	6	4	2	0	16/17	5/12	0	67
Norton	6	0	6	0	0/0	0/0	0	36
Kocourek	5	0	5	0	0/0	0/0	0	30
Lowe	5	3	2	0	0/0	0/0	0	30
Travenio	0	0	0	0	10/12	2/5	0	16
Agajanian	0	0	0	0	8/8	2/4	0	14
Blair	0	0	0	0	5/6	3/5	0	14
McDougall	2	2	0	0	0/0	0/0	0	14
MacKinnon	2	2	0	0	0/0	0/0	0	12
Faison	1	0	0	1	0/0	0/0	0	6
Hadl	1	1	0	0	0/0	0/0	0	6
Schmidt	1	0	0	1	0/0	0/0	0	6
Chargers	44	14	28	2	39/43	12/26	0	341
Opponents	36	10	22	4	32/33	14/31	2	300

2-Pt. Conversions: McDougall, Chargers 1-1, Opponents 3-3

Sacks: Chargers 38.0, Opponents 22.0

Rushing	No.	Yds.	Avg.	Long	TD
Lincoln	155	632	4.1	25	4
Lowe	130	496	3.8	50t	3
MacKinnon	24	124	5.2	48	2
Kinderman	24	111	4.6	22	0
McDougall	23	73	3.2	24	2
Hadl	20	70	3.5	20	1
Alworth	3	60	20.0	35t	2
Robinson	1	10	10.0	10	0
Rote	10	-12	-1.2	9	0
Chargers	390	1564	4.0	50t	14
Opponents	399	1522	3.8	38	10

Receiving	No.	Yds.	Avg.	Long	TD
Alworth	61	1235	20.2	82t	13
Norton	49	669	13.7	58	6
Lincoln	34	302	8.9	37	2
Kocourek	33	593	18.0	49	5
Lowe	14	182	13.0	41t	2
MacKinnon	10	177	17.7	37	0
Robinson	10	93	9.3	21	0
McDougall	8	106	13.3	24	0
Kinderman	3	21	7.0	18	0
Whitehead	1	-4	-4.0	-4	0
Rote	1	-11	-11.0	-11	0
Chargers	224	3363	15.0	82t	28
Opponents	240	2926	12.2	68t	22

Interceptions	No.	Yds.	Avg.	Long	TD
Westmoreland	6	51	8.5	38	0
Allen	4	75	18.8	33	0
Graham	4	24	6.0	9	0
D. Harris	3	82	27.3	44	0
Whitehead	3	43	14.3	33	0
McNeil	2	30	15.0	17	0
Warren	2	28	14.0	28	0
Schmidt	1	58	58.0	58t	1
Faison	1	42	42.0	42t	1
R. Carpenter	1	29	29.0	29	0
Buncom	1	11	11.0	11	0
Petrich	1	11	11.0	11	0
Duncan	1	3	3.0	3	0
Chargers	30	487	16.2	58t	2
Opponents	30	378	12.6	75t	1

Punting	No.	Yds.	Avg.	Net	TB	I-20	Lg.	B
Hadl	62	2447	39.5	31.1	5	0	71	0
Whitehead	1	30	30.0	30.0	0	0	30	0
Chargers	63	2477	39.3	31.1	5	0	71	0
Opponents	62	2663	43.0	37.1	4	0	61	0

Punt Returns	Ret.	FC	Yds.	Avg.	Lg.	TD
Alworth	18	0	189	10.5	43	0
Robinson	7	0	41	5.9	24	0
Duncan	4	0	19	4.8	9	0
Graham	2	0	24	12.0	17	0
Westmoreland	2	0	10	5.0	6	0
Warren	1	0	0	0.0	0	0
Chargers	34	8	283	8.3	43	0
Opponents	32	10	416	13.0	58	1

Kickoff Returns	Ret.	Yds.	Avg.	Long	TD
Westmoreland	18	360	20.0	43	0
Warren	13	353	27.2	54	0
Duncan	9	318	35.3	91	0
Graham	7	172	24.6	34	0
Robinson	3	70	23.3	26	0
R. Carpenter	1	15	15.0	15	0
Norton	1	0	0.0	0	0
Wright	1	0	0.0	0	0
Chargers	53	1288	24.3	91	0
Opponents	66	1564	23.7	46	0

Field Goals	1-19	20-29	30-39	40-49	50+
Lincoln	2/4	1/3	1/3	1/4	0/0
Blair	2/2	0/1	1/2	0/0	0/0
Travenio	2/2	0/1	0/0	0/1	0/1
Agajanian	1/1	0/0	1/1	0/2	0/0
Chargers	7/9	1/5	3/4	1/7	0/1
Opponents	1/1	2/9	8/10	3/9	0/2
Lincoln	(((1)) (47G,27B,40B) (((1)) (43B) (((1)) (16B) (27G) (19G,16N) (((1)) (24N,40N, 17G,33G)				
Blair	[31N] (26N,30G,12G) (12G) (((1)) (((1)) (((1)) (((1)) (((1))				
Travenio	(((1)) (((1)) (52N,16G,17G) (((1)) (42N,21N) (((1)) (((1)) (((1))				
Agajanian	(((1)) (((1)) (((1)) (40B,47N,32G) (15G) (((1)) (((1)) (((1))				

Passing	Att.	Comp.	Yds.	Comp.%	Yds./Att.	TD	TD%	Int.	Int.%	Long	Sack/Lost	Rating
Hadl	274	147	2157	.536	7.87	18	.066	15	.055	76t	11/124	78.7
Rote	163	74	1136	.454	7.09	9	.055	15	.092	82t	11/97	49.5
Lincoln	4	2	61	.500	15.25	1	.250	0	.000	53t	0/0	135.4
Lowe	2	0	0	.000	0.00	0	.000	0	.000	0	0/0	39.6
Alworth	1	1	-11	100.0	-11.00	0	.000	0	.000	-11	0/0	79.2
Kinderman	1	0	0	.000	0.00	0	.000	0	.000	0	0/0	39.6
Chargers	445	224	3363	.503	7.56	28	.063	30	.067	82t	22/221	68.4
Opponents	484	240	2926	.496	6.05	22	.045	30	.062	68t	38/408	57.9

1963 FINAL STATISTICS

[11-3 Overall] First AFL West - Sid Gillman
Home (6-1); Away (5-2); Postseason (1-0)

Date	W/L	Score	Opponent	Att.
09/08	W	14-10	Buffalo	22,344
09/14	W	17-13	Boston	26,097
09/29	W	24-10	Kansas City	22,654
10/06	L	34-50	at Denver	18,428
10/13	W	24-20	New York (AFL)	27,189
10/20	W	38-17	at Kansas City	30,107
10/27	L	33-34	Oakland	30,182
11/02	W	53-7	at New York (AFL)	18,336
11/10	W	7-6	at Boston	28,402
11/17	W	23-13	at Buffalo	38,592
12/01	W	27-0	Houston	31,713
12/08	L	27-41	at Oakland	20,249
12/15	W	20-14	at Houston	18,540
12/22	W	58-20	Denver	31,312
AFL Championship Game				
01/05	W	51-10	Boston	30,127

Team Statistics	Chargers	Opponents
TOTAL FIRST DOWNS	252	241
Rushing	112	85
Passing	124	135
Penalty	16	21
Third Down: Made/Att.	0/0	0/0
Third Down Pct.	.000	.000
Fourth Down: Made/Att.	0/0	0/0
Fourth Down Pct.	.000	.000
TOTAL NET YARDS	5153	4161
Avg. Per Game	368.1	297.2
Total Plays	881	881
Avg. Per Play	5.7	4.7
NET YARDS RUSHING	2203	1468
Avg. Per Game	157.4	104.9
Total Rushes	396	378
NET YARDS PASSING	2950	2693
Avg. Per Game	210.7	192.4
Sacked/Yards Lost	20/188	31/283
Gross Yards	3138	2976
Attempts/Completions	357/202	472/231
Completion Pct.	.566	.489
Had Intercepted	24	29
PUNTS/AVERAGE	60/38.6	50/43.7
NET PUNTING AVG.	35.2	38.5
PENALTIES/YARDS	77/773	69/771
FUMBLES/BALL LOST	16/12	22/17
TOUCHDOWNS	20	28
Rushing	20	10
Passing	28	17
Returns	2	1
TIME OF POSSESSION	30:00	30:00

Score by Quarters	Q1	Q2	Q3	Q4	OT	PTS.
Chargers	81	128	85	105	0	399
Opponents	37	68	44	106	0	255

Scoring	TD	RU	PA	RT	PAT	FG	S	PTS.
Blair	0	0	0	0	44/47	17/28	0	95
Alworth	11	0	11	0	0/0	0/0	0	66
Lowe	10	8	2	0	0/0	0/0	0	60
Lincoln	8	5	3	0	0/0	0/0	0	48
Kocourek	5	0	5	0	0/0	0/0	0	32
B. Jackson	4	4	0	0	0/0	0/0	0	24
MacKinnon	4	0	4	0	0/0	0/0	0	24
Robinson	2	0	2	0	0/0	0/0	0	12
Rote	2	2	0	0	0/0	0/0	0	12
Allen	1	0	0	1	0/0	0/0	0	6
D. Harris	1	0	0	1	0/0	0/0	0	6
McDougall	1	1	0	0	0/0	0/0	0	6
Norton	1	0	1	0	0/0	0/0	0	6
Faison	0	0	0	0	0/0	0/0	0	2
Chargers	50	20	28	2	44/47	17/28	0	399
Opponents	28	10	17	1	27/27	20/37	0	255

2-Pt. Conversions: Faison, Kocourek, Chargers 2-2, Opponents 0-1

Sacks: Chargers 31.0, Opponents 20.0

Passing	Att.	Comp.	Yds.	Comp.%	Yds./Att.	TD	TD%	Int.	Int.%	Long	Sack/Lost	Rating
Rote	286	170	2510	.594	8.78	20	.070	17	.059	85t	0/0	86.7
Hadl	64	28	502	.438	7.84	6	.094	6	.094	69t	0/0	63.4
Lowe	4	2	100	.500	25.00	1	.250	1	.250	71t	0/0	95.8
Lincoln	1	0	0	.000	0.00	0	.000	0	.000	0	0/0	39.6
McDougall	1	1	11	100.0	11.00	1	100.0	0	.000	11t	0/0	152.1
Norton	1	1	15	100.0	15.00	0	.000	0	.000	15	0/0	118.8
Chargers	357	202	3138	.566	8.79	28	.078	24	.067	85t	20/188	84.0
Opponents	472	231	2976	.489	6.31	17	.036	29	.061	73t	31/283	55.5

Rushing	No.	Yds.	Avg.	Long	TD
Lowe	177	1010	5.7	66t	8
Lincoln	128	826	6.5	76t	5
McDougall	39	201	5.2	22	1
B. Jackson	18	64	3.6	14t	4
Rote	4	62	2.6	15	2
Hadl	8	26	3.3	33	0
Alworth	2	14	7.0	21	0
Chargers	396	2203	5.6	76t	20
Opponents	378	1468	3.9	41	10

Receiving	No.	Yds.	Avg.	Long	TD
Alworth	61	1205	19.8	85t	11
Lowe	26	191	7.3	31t	2
Lincoln	24	325	13.5	39t	3
Kocourek	23	359	15.6	35t	5
Norton	21	281	13.4	36	1
Robinson	18	315	17.5	71t	2
MacKinnon	11	262	23.8	69t	4
McDougall	10	115	11.5	26	0
B. Jackson	8	85	10.6	26	0
Chargers	202	3138	15.5	85t	28
Opponents	231	2976	12.9	73t	17

Interceptions	No.	Yds.	Avg.	Long	TD
D. Harris	8	83	10.4	22t	1
Allen	5	37	7.4	26	0
Maguire	4	47	11.8	38	0
McNeil	4	23	5.8	21	0
Mitinger	3	26	8.7	18	0
Karas	2	30	15.0	30	0
Blair	1	40	40.0	40	0
Glick	1	13	13.0	13	0
Whitehead	1	0	0.0	0	0
Chargers	29	299	10.3	40	1
Opponents	24	357	14.9	48	1

Punting	No.	Yds.	Avg.	Net	TB	I-20	Lg.	B
Maguire	58	2241	38.6	35.6	0	0	60	0
Hadl	2	75	37.5	37.5	0	0	38	0
Chargers	60	2316	38.6	35.2	0	0	60	0
Opponents	50	2185	43.7	38.5	0	0	72	1

Punt Returns	Ret.	FC	Yds.	Avg.	Lg.	TD
Alworth	11	0	120	10.9	61	0
Lincoln	7	0	98	14.0	47	0
D. Harris	4	0	43	10.8	23	0
Chargers	22	0	261	11.9	61	0
Opponents	22	0	204	9.3	28	0

Kickoff Returns	Ret.	Yds.	Avg.	Long	TD
Lincoln	17	439	25.8	44	0
Alworth	10	216	21.6	34	0
Westmoreland	10	204	20.4	26	0
Lowe	5	132	26.4	41	0
McDougall	3	77	25.7	26	0
D. Harris	2	34	17.0	27	0
Robinson	2	27	13.5	20	0
B. Jackson	1	16	16.0	16	0
Maguire	1	5	5.0	5	0
Sweeney	1	18	18.0	18	0
Chargers	52	1168	22.5	44	0
Opponents	76	1715	22.6	71	0

Field Goals	1-19	20-29	30-39	40-49	50+
Blair	5/15	6/6	4/4	2/3	0/0
Chargers	5/15	6/6	4/4	2/3	0/0
Opponents	5/19	4/4	9/11	2/3	0/0

Blair(0N,0M)(30N,31G)(34N,38G)(1)(28G,26N)(29G,39N)(23G,36G)(18G)(12N,48N)(39G,47N,15G,41G)(42G,20G)(45N)(22G,43N,10G)(17G,28G,13G)

1962 FINAL STATISTICS

(4-10 Overall) Third AFL West - Sid Gillman
Home (3-4); Away (1-6)

Date	W/L	Score	Opponent	Att.
09/07	L	21-30	at Denver	28,000
09/16	W	40-14	New York (AFL)	22,003
09/23	L	17-42	Houston	28,061
09/30	W	42-33	at Oakland	13,000
10/07	W	38-28	Dallas (AFL)	23,092
10/13	L	10-35	at Buffalo	20,074
10/19	L	20-24	at Boston	20,888
10/28	L	3-23	at New York (AFL)	21,467
11/04	L	20-23	Denver	20,827
11/11	L	20-40	Buffalo	22,204
11/25	L	27-33	at Houston	28,235
12/02	W	31-21	Oakland	17,874
12/09	L	14-20	Boston	19,887
12/16	L	17-26	at Dallas (AFL)	18,384

Team Statistics	Chargers	Opponents
TOTAL FIRST DOWNS	217	248
Rushing	82	105
Passing	113	120
Penalty	22	23
Third Down: Made/Att.	0/0	0/0
Third Down Pct.	.000	.000
Fourth Down: Made/Att.	0/0	0/0
Fourth Down Pct.	.000	.000
TOTAL NET YARDS	4106	4518
Avg. Per Game	293.3	322.7
Total Plays	853	880
Avg. Per Play	4.8	5.1
NET YARDS RUSHING	1672	1903
Avg. Per Game	119.4	135.9
Total Rushes	409	437
NET YARDS PASSING	2434	2615
Avg. Per Game	173.9	186.8
Sacked/Yards Lost	28/252	41/311
Gross Yards	2686	2926
Attempts/Completions	416/168	402/196
Completion Pct.	.404	.488
Had Intercepted	34	29
PUNTS/AVERAGE	79/41.6	68/40.7
NET PUNTING AVG.	38.7	36.6
PENALTIES/YARDS	88/768	65/709
FUMBLE/BALL LOST	24/14	30/13
TOUCHDOWNS	38	48
Rushing	13	16
Passing	22	29
Returns	2	3
TIME OF POSSESSION	30:00	30:00

Score by Quarters	Q1	Q2	Q3	Q4	OT	PTS.
Chargers	75	102	66	71	0	314
Opponents	75	128	81	108	0	392

Scoring	TD	RU	PA	RT	PAT	FG	S	PTS.
Blair	0	0	0	0	31/34	17/20	0	82
B. Jackson	7	5	2	0	0/0	0/0	0	42
Norton	7	0	7	0	0/0	0/0	0	42
Kocourek	4	0	4	0	0/0	0/0	0	26
Lincoln	4	2	1	1	0/0	0/0	0	24
Alworth	3	0	3	0	0/0	0/0	0	18
McDougall	3	3	0	0	0/0	0/0	0	18
Robinson	3	0	3	0	0/0	0/0	0	18
MacKinnon	2	0	2	0	0/0	0/0	0	12
Braxton	1	1	0	0	0/0	0/0	0	8
Carolan	1	0	1	0	0/0	0/0	0	6
Gibson	1	0	0	1	0/0	0/0	0	6
Hadl	1	1	0	0	0/0	0/0	0	6
Kemp TM	1	1	0	0	0/0	0/0	0	6
Chargers	38	13	23	2	31/34	17/20	0	314
Opponents	48	16	29	3	41/44	17/31	2	392

2-Pt. Conversions: Braxton, Kocourek, Chargers 2-3, Opponents 4-4

Sacks: Chargers 41.0, Opponents 28.0

Passing	Att.	Comp.	Yds.	Comp.%	Yds./Att.
Hadl	260	107	1632	.412	6.28
Wood TM	97	41	655	.423	6.75
Kemp TM	45	13	292	.289	6.49
Keckin	9	5	64	.556	7.11
Lincoln	5	2	43	.400	8.60
Chargers	416	168	1686	.404	6.46
Opponents	402	196	2926	.488	7.28

Rushing	No.	Yds.	Avg.	Long	TD
Lincoln	117	574	4.9	86t	2
B. Jackson	106	411	3.9	19	5
MacKinnon	55	224	4.1	24	0
McDougall	43	197	4.6	24t	3
Hadl	40	139	3.5	18	1
Braxton	17	35	2.1	15	1
Kemp TM	8	28	3.5	19	1
Alworth	1	17	17.0	17	0
Coan	12	10	0.8	8	0
Robinson	2	10	5.0	7	0
Gillett	2	8	4.0	5	0
Keckin	1	3	3.0	3	0
Wood TM	1	0	0.0	0	0
Chargers	409	1672	4.1	86t	13
Opponents	437	1903	4.4	52	16

Receiving	No.	Yds.	Avg.	Long	TD
Norton	48	771	16.1	47	7
Kocourek	39	688	17.6	45	4
Robinson	21	391	18.6	72t	3
Lincoln	16	214	13.4	29	1
B. Jackson	13	136	10.5	33	2
Alworth	10	226	22.6	67t	3
MacKinnon	9	125	13.9	32t	2
McDougall	4	27	6.8	10	0
Braxton	4	17	4.3	10	0
Carolan	3	39	13.0	18	1
Coan	1	52	52.0	52	0
Chargers	168	2686	16.0	72t	23
Opponents	196	2926	14.9	98t	29

Interceptions	No.	Yds.	Avg.	Long	TD
Gibson	8	85	10.6	37t	1
D. Harris	5	52	10.4	36	0
Buncom	4	49	12.3	26	0
Bethune	3	6	2.0	4	0
Blair	2	36	18.0	19	0
Karas	2	8	4.0	8	0
McNeil	1	36	36.0	36	0
Faison	1	30	30.0	30	0
Whitehead	1	18	18.0	18	0
Maguire	1	13	13.0	13	0
Allen	1	7	7.0	7	0
Chargers	29	340	11.7	37t	1
Opponents	34	508	14.9	91t	1

Punting	No.	Yds.	Avg.	Net	TB	I-20	Lg.	B
Maguire	79	3289	41.6	38.7	0	0	66	0
Chargers	79	3289	41.6	38.7	0	0	66	0
Opponents	68	2768	40.7	36.6	0	0	64	0

Punt Returns	Ret.	FC	Yds.	Avg.	Lg.	TD
Lincoln	11	0	94	8.5	17	0
Gibson	10	0	89	8.9	27	0
D. Harris	7	0	95	13.6	34	0
Braxton	1	0	0	0.0	0	0
Chargers	29	0	278	9.6	34	0
Opponents	26	0	229	8.8	73t	1

Kickoff Returns	Ret.	Yds.	Avg.	Long	TD
Robinson	32	748	23.4	57	0
Lincoln	14	398	28.4	103t	1
Bethune	12	251	20.9	27	0
McDougall	3	71	23.7	28	0
Coan	2	31	15.5	28	0
Gibson	2	55	27.5	39	0
B. Jackson	1	16	16.0	16	0
Klotz TM	1	15	15.0	15	0
Chargers	67	1585	23.7	103t	1
Opponents	56	1231	22.0	87t	1

Field Goals	1-19	20-29	30-39	40-49	50+
Blair	5/7	5/5	2/2	5/6	0/0
Chargers	5/7	5/5	2/2	5/6	0/0
Opponents	8/16	2/4	4/5	2/4	1/2
Blair (42B) (44G,30G) (29G) () (10G,27G) (27G) (43G,27G) (43M,43G) (27G,15G) () (11N,17G,11G) (12G) (42G,42G) (35G)					

TD	TD%	Int.	Int.%	Long	Sack/Lost	Rating
15	.058	25	.092	72t	0/0	43.3
4	.041	7	.027	47	0/0	49.1
2	.044	2	.044	67t	0/0	50.4
1	0.000	1	.111	25	0/0	38.4
2	4.000	0	.000	23t	0/0	110.8
Chargers	23	.055	34	.082	72t	28/252
Opponents	29	.072	29	.072	98t	41/311

1960 FINAL STATISTICS

[10-4 Overall] First AFL West - Sid Gillman
Home (5-2); Away (5-2); Postseason (0-1)

Date	W/L	Score	Opponent	Att.
09/10	W	21-20	Dallas (AFL)	17,724
09/18	L	28-38	at Houston	20,156
09/25	L	0-17	at Dallas (AFL)	42,000
10/02	W	24-10	at Buffalo	15,821
10/08	L	0-35	Boston	18,226
10/16	W	23-19	at Denver	19,141
10/28	W	45-16	at Boston	13,988
11/04	W	21-7	at New York (AFL)	19,402
11/13	W	24-21	Houston	21,805
11/20	L	3-32	Buffalo	16,161
11/27	W	52-28	Oakland	15,075
12/04	W	42-17	at Oakland	12,061
12/10	W	41-33	Denver	9,928
12/18	W	50-43	New York (AFL)	11,457
AFL Championship Game				
01/01	L	16-24	at Houston	32,183

Team Statistics	Chargers	Opponents
TOTAL FIRST DOWNS	273	259
Rushing	106	97
Passing	141	138
Penalty	26	24
Third Down: Made/Att.	0/0	0/0
Third Down Pct.	.000	.000
Fourth Down: Made/Att.	0/0	0/0
Fourth Down Pct.	.000	.000
TOTAL NET YARDS	4713	4258
Avg. Per Game	336.6	304.1
Total Plays	878	915
Avg. Per Play	5.4	4.7
NET YARDS RUSHING	1900	1705
Avg. Per Game	135.7	121.8
Total Rushes	397	412
NET YARDS PASSING	2813	2553
Avg. Per Game	200.9	182.4
Sacked/Yards Lost	40/364	36/298
Gross Yards	3177	2851
Attempts/Completions	441/229	467/227
Completion Pct.	.519	.486
Had Intercepted	29	28
PUNTS/AVERAGE	58/39.7	62/38.6
NET PUNTING AVG.	36.3	33.8
PENALTIES/YARDS	70/648	59/569
FUMBLES/BALL LOST	30/16	39/17
TOUCHDOWNS	48	42
Rushing	23	20
Passing	21	21
Returns	4	1
TIME OF POSSESSION	30:00	30:00

Score by Quarters	Q1	Q2	Q3	Q4	OT	PTS.
Chargers	73	109	64	127	0	373
Opponents	74	109	87	66	0	336

Scoring	TD	RU	PA	RT	PAT	FG	S	PTS.
Agajanian	0	0	0	0	46/47	13/23	0	85
Lowe	10	8	2	0	0/0	0/0	0	60
Kemp	8	8	0	0	0/0	0/0	0	48
Ferguson	6	4	2	0	0/0	0/0	0	36
R. Anderson	5	0	5	0	0/0	0/0	0	30
Norton	5	0	5	0	0/0	0/0	0	30
Womble	4	0	4	0	0/0	0/0	0	24
Flowers	2	1	1	0	0/0	0/0	0	12
Ford TM	2	0	0	0	0/0	0/0	0	12
D. Harris	1	0	0	1	0/0	0/0	0	6
Kocourek	1	0	1	0	0/0	0/0	0	6
Lowe	1	0	0	1	0/0	0/0	0	6
Maguire	1	0	0	1	0/0	0/0	0	6
Martin TM	1	0	1	0	0/0	0/0	0	6
Nix	1	0	0	1	0/0	0/0	0	6
Chargers	48	23	21	4	46/47	13/23	0	373
Opponents	42	20	21	1	34/38	14/28	1	336

2-Pt. Conversions: Chargers 0-0, Opponents 3-4

Sacks: Chargers 36.0, Opponents 40.0

Passing	Att.	Comp.	Yds.	Comp.%	Yds./Att.	TD	TD%	Int.	Int.%	Long	Sack/Lost	Rating
Kemp	406	211	3018	.520	7.43	20	.049	25	.062	55t	0/0	67.1
Clatterbuck	23	15	112	.652	4.87	1	.043	1	.043	0	0/0	73.1
Laraba	7	2	23	.286	3.29	0	.000	2	.286	0	0/0	1.2
Lowe	3	1	24	.333	8.00	0	.000	0	.000	24	0/0	63.2
Ford TM	1	0	0	.000	0.00	0	.000	0	.000	0	0/0	39.6
Waller	1	0	0	.000	0.00	0	.000	1	100.0	0	0/0	0.0
Chargers	441	229	3177	.519	7.20	21	.048	29	.066	55t	40/364	63.8
Opponents	467	227	2851	.486	6.10	21	.045	28	.060	21	36/298	58.0

Rushing	No.	Yds.	Avg.	Long	TD
Lowe	136	855	6.3	8	8
Ferguson	126	438	3.5	12	4
Kemp	45	238	4.4	8	8
Ford TM	20	154	7.7	0	2
Flowers	39	161	4.1	0	1
Martin TM	6	23	3.8	0	0
Laraba	3	13	4.3	0	0
Clatterbuck	3	11	3.7	0	0
Waller	9	5	0.6	3	0
Norton	1	2	2.0	0	0
Chargers	397	1900	4.8	12	23
Opponents	412	1705	4.1	20	20

Receiving	No.	Yds.	Avg.	Long	TD
R. Anderson	44	614	14.0	46t	5
Kocourek	40	662	16.6	12	1
Womble	32	316	9.9	26	2
Clark	27	431	16.0	36	0
Norton	25	414	16.6	0	5
Lowe	23	377	16.4	6	2
Ferguson	21	168	8.0	4t	2
Flowers	12	153	12.8	55t	1
Martin TM	2	18	9.0	0	1
Waller	3	24	8.0	3	0
Chargers	229	3177	13.9	55t	19
Opponents	227	2851	12.6	21	21

Interceptions	No.	Yds.	Avg.	Long	TD
D. Harris	5	56	11.2	42t	1
Nix	4	30	7.5	17t	1
McNeil	3	47	15.7	39	0
Maguire	3	37	12.3	37	0
Loudid	3	17	5.7	12	0
Sears	2	73	36.5	26	0
Zeman	2	25	12.5	25	0
Botchan	2	8	4.0	8	0
Garner	2	2	1.0	2	0
Laraba	1	17	17.0	17	0
Schleicher	1	5	5.0	5	0
Chargers	28	317	11.3	42t	2
Opponents	29	284	9.8	33	1

Punting	No.	Yds.	Avg.	Net	TB	I-20	Lg.	B
Maguire	43	1743	40.5	33.3	0	0	61	0
Laraba	15	558	37.2	33.3	0	0	0	0
Chargers	58	2301	39.7	36.3	0	0	61	0
Opponents	62	2393	38.6	33.8	0	0	66	1

Punt Returns	Ret.	FC	Yds.	Avg.	Lg.	TD
D. Harris	13	0	105	8.1	14	0
Sears	9	0	101	11.2	14	0
Garner	6	0	85	14.2	36	0
Ford TM	2	0	6	3.0	3	0
Lowe	1	0	0	0.0	0	0
Chargers	31	0	297	9.6	36	0
Opponents	17	0	197	11.6	51	0

Kickoff Returns	Ret.	Yds.	Avg.	Long	TD
Lowe	28	611	21.8	31	0
Ford TM	13	294	22.6	0	0
Norton	8	153	19.1	13	0
Sears	8	155	19.4	24	0
DeLuca	1	0	0.0	0	0
Chargers	58	1213	20.9	31	0
Opponents	70	1481	21.2	33	0

Field Goals	1-19	20-29	30-39	40-49	50+
Agajanian	3/12	5/5	2/3	3/3	0/0
Chargers	3/12	5/5	2/3	3/3	0/0
Opponents	6/17	3/3	3/3	2/5	0/0

Agajanian (36B) (45N) (45N,32N) (16G) () (11G,26G,47G) (35N,41N,58G) (33N, 43N) (27N,22G) (31G) (28G) (46N) (23G,40G) (41G,37G,27G)



HISTORY

SERIES RESULTS

All-Time Regular-Season Record: 426-451-11 — +AFL Championship Game, *Wild Card Playoffs, **Divisional Playoffs, ***Championship Game, #Super Bowl

Chargers 9, Arizona 4 (.692)

1971	at San Diego	W	20-17
1976	at San Diego	W	43-24
1983	at St. Louis	L	14-44
1987	at San Diego	W	28-24
1989	at Phoenix	W	24-13
1992	at Phoenix	W	27-21
1995	at San Diego	W	28-25
1998	at Arizona	L	13-16
2001	at San Diego	L	17-20
2002	at Arizona	W	23-15
2006	at San Diego	W	27-20
2010	at San Diego	W	41-10
2014	at Arizona	L	17-18

Atlanta 8, Chargers 2 (.200)

1973	at San Diego	L	0-41
1979	at San Diego	L	26-28
1988	at Atlanta	W	10-7
1991	at San Diego	L	10-13
1994	at Atlanta	L	9-10
1997	at San Diego	L	3-14
2004	at Atlanta	L	20-21
2008	at San Diego	L	16-22
2012	at San Diego	L	3-27
2016	at Atlanta	W	33-30, OT

Baltimore 6, Chargers 5 (.455)

1997	at San Diego	W	21-17
1998	at San Diego	W	14-13
2000	at Baltimore	L	3-24
2003	at San Diego	L	10-24
2006	at Baltimore	L	13-16
2007	at San Diego	W	32-14
2009	at San Diego	L	26-31
2011	at San Diego	W	34-14
2012	at Baltimore	L	13-16, OT
2014	at Baltimore	W	34-33
2015	at Baltimore	L	26-29

Chargers 23, Buffalo 12, 2 Ties (.649)

1960	at Buffalo	W	24-10
	at Los Angeles	L	3-32
1961	at Buffalo	W	19-11
	at San Diego	W	28-10
1962	at Buffalo	L	10-35
	at San Diego	L	20-40
1963	at San Diego	W	14-10
	at Buffalo	W	23-13
1964	at Buffalo	L	3-30
	at San Diego	L	24-27
	at Buffalo+	L	7-20
1965	at Buffalo	W	34-3
	at San Diego	T	20-20
	at San Diego+	L	0-23
1966	at San Diego	W	27-7
	at Buffalo	T	17-17
1967	at Buffalo	W	37-17
1968	at Buffalo	W	21-6
1969	at San Diego	W	45-6
1971	at San Diego	W	20-3
1973	at San Diego	W	34-7
1976	at Buffalo	W	34-13
1979	at San Diego	W	27-19
1980	at San Diego	L	24-26
	at San Diego**	W	20-14
1981	at San Diego	L	27-28
1985	at Buffalo	W	14-9
	at San Diego	W	40-7
1998	at San Diego	W	16-14
2000	at Buffalo	L	24-27, OT
2001	at San Diego	W	27-24
2002	at Buffalo	L	13-20
2005	at San Diego	W	48-10
2006	at Buffalo	W	24-21
2008	at Buffalo	L	14-23
2011	at San Diego	W	37-10
2014	at Buffalo	W	22-10

Carolina 5, Chargers 1 (.167)

1997	at San Diego	L	7-26
2000	at Carolina	L	22-30
2004	at Carolina	W	17-6
2008	at San Diego	L	24-26
2012	at San Diego	L	7-31
2016	at Carolina	L	16-28

Chicago 7, Chargers 5 (.417)

1970	at Chicago	W	9-23
1974	at San Diego	W	28-21
1978	at San Diego	W	40-7
1981	at Chicago	L	17-20, OT
1984	at San Diego	W	20-7
1993	at San Diego	L	13-16
1996	at Chicago	L	14-27
1999	at San Diego	L	20-23, OT
2003	at Chicago	L	7-20
2007	at San Diego	W	14-3
2011	at Chicago	L	20-31
2015	at San Diego	L	19-22

Chargers 20, Cincinnati 15 (.571)

1968	at San Diego	W	29-13
	at Cincinnati	W	31-10
1969	at Cincinnati	L	20-34
	at San Diego	W	21-14
1970	at San Diego	L	14-17
1971	at Cincinnati	L	0-31
1973	at San Diego	L	13-20
1974	at Cincinnati	W	20-17
1975	at Cincinnati	L	17-47
1977	at San Diego	W	24-3
1978	at San Diego	W	22-13
1979	at Cincinnati	W	26-24
1980	at Cincinnati	W	31-14
1981	at San Diego	L	17-40
	at Cincinnati***	L	7-27
1982	at San Diego	W	50-34
1985	at Cincinnati	W	44-41
1987	at Cincinnati	W	10-9
1988	at Cincinnati	L	10-27
1990	at San Diego	L	16-21
1992	at San Diego	W	27-10
1994	at San Diego	W	27-10
1996	at San Diego	W	27-14
1997	at Cincinnati	L	31-38
1999	at Cincinnati	W	34-7
2001	at San Diego	W	28-14
2002	at Cincinnati	W	34-6
2003	at San Diego	L	27-34
2006	at Cincinnati	W	49-41
2009	at San Diego	W	27-24
2010	at Cincinnati	L	20-34
2012	at San Diego	L	13-20
2013	at San Diego	L	10-17
	at Cincinnati*	W	27-10
2015	at Cincinnati	L	19-24

Chargers 15, Cleveland 9, 1 Tie (.620)

1970	at Cleveland	W	27-10
1972	at San Diego	L	17-21
1973	at Cleveland	T	16-16
1974	at San Diego	W	36-35
1976	at Cleveland	L	17-21
1977	at San Diego	W	37-14
1981	at Cleveland	W	44-14
1982	at Cleveland	W	30-13
1983	at San Diego	L	24-30, OT
1985	at San Diego	L	7-21
1986	at Cleveland	L	17-47
1987	at San Diego	W	27-24, OT
1990	at Cleveland	W	24-14
1991	at San Diego	L	24-30, OT
1992	at Cleveland	W	14-13
1995	at San Diego	W	31-13
1999	at San Diego	W	23-10
2001	at Cleveland	L	16-20
2003	at Cleveland	W	26-20
2004	at Cleveland	W	21-0
2006	at San Diego	W	32-25
2009	at Cleveland	W	30-23
2012	at Cleveland	L	6-7
2015	at San Diego	W	30-27
2016	at Cleveland	L	17-20

Dallas 6, Chargers 4 (.400)

1972	at San Diego	L	28-34
1980	at Dallas	L	31-42
1983	at San Diego	W	24-23
1986	at San Diego	L	21-24
1990	at Dallas	L	14-17

1995	at San Diego	L	9-23
2001	at Dallas	W	32-21
2005	at San Diego	L	24-28
2009	at Dallas	W	20-17
2013	at San Diego	W	30-21

Denver 64, Chargers 50, 1 Tie (.439)

1960	at Denver	W	58-20
	at Los Angeles	W	41-33
1961	at San Diego	W	37-0
	at Denver	W	19-16
1962	at Denver	L	21-30
	at San Diego	L	20-23
1963	at Denver	L	34-50
	at San Diego	W	58-20
1964	at San Diego	W	42-14
	at Denver	W	31-20
1965	at San Diego	W	34-31
	at Denver	W	33-24
1966	at San Diego	W	24-17
	at Denver	L	17-20
1967	at Denver	W	38-21
	at San Diego	W	24-20
1968	at San Diego	W	55-24
	at Denver	W	47-23
1969	at Denver	L	0-13
	at San Diego	W	45-24
1970	at San Diego	W	24-21
	at Denver	T	17-17
1971	at Denver	L	16-20
	at San Diego	W	45-17
1972	at San Diego	W	37-14
	at Denver	L	13-38
1973	at Denver	L	19-30
	at San Diego	L	28-42
1974	at Denver	L	7-27
	at San Diego	W	17-0
1975	at San Diego	L	17-27
	at Denver	L	10-13, OT
1976	at Denver	L	0-26
	at San Diego	L	0-17
1977	at San Diego	L	14-17
	at Denver	L	9-17
1978	at Denver	L	14-27
	at San Diego	W	23-0
1979	at Denver	L	0-7
	at San Diego	W	17-7
1980	at Denver	W	30-13
	at San Diego	L	13-20
1981	at Denver	L	24-42
	at San Diego	W	34-17
1982	at Denver	W	23-3
	at San Diego	W	30-20
1983	at Denver	L	6-14
	at San Diego	W	31-7
1984	at San Diego	L	13-16
	at Denver	L	13-16
1985	at San Diego	W	30-10
	at Denver	L	24-30, OT
1986	at San Diego	L	14-31
	at Denver	W	9-3
1987	at San Diego	L	17-31
	at Denver	L	0-24
1988	at Denver	L	3-34
	at San Diego	L	0-12
1989	at Denver	L	10-16
	at San Diego	W	19-16
1990	at San Diego	W	19-7
	at Denver	L	10-20
1991	at Denver	L	19-27
	at San Diego	L	14-17
1992	at Denver	L	13-21
	at San Diego	W	24-21
1993	at Denver	L	17-34
	at San Diego	W	13-10
1994	at Denver	W	37-34
	at San Diego	L	15-20
1995	at San Diego	W	17-6
	at Denver	L	27-30
1996	at Denver	L	17-28
	at San Diego	W	16-10
1997	at San Diego	L	28-38
	at Denver	L	3-38

1998	at Denver	L	10-27
	at San Diego	L	16-31
1999	at San Diego	L	17-33
	at Denver	W	12-6
2000	at San Diego	L	7-21
	at Denver	L	37-38
2001	at San Diego	W	27-10
	at Denver	L	16-26
2002	at Denver	L	9-26
	at San Diego	W	30-27, OT
2003	at San Diego	L	13-37
	at Denver	L	8-37
2004	at Denver	L	13-23
	at San Diego	W	20-17
2005	at Denver	L	17-20
	at San Diego	L	7-23
2006	at Denver	W	35-27
	at San Diego	W	48-20
2007	at Denver	W	41-3
	at San Diego	W	23-3
2008	at Denver	L	38-39
	at San Diego	W	52-21
2009	at San Diego	L	23-34
	at Denver	W	32-3
2010	at San Diego	W	35-14
	at Denver	W	33-28
2011	at Denver	W	29-24
	at San Diego	L	13-16, OT
2012	at San Diego	L	24-35
	at Denver	L	23-30
2013	at San Diego	L	20-28
	at Denver	W	27-20
	at Denver**	L	17-24
2014	at Denver	L	21-35
	at San Diego	L	10-22
2015	at San Diego	L	3-17
	at Denver	L	20-27
2016	at San Diego	W	21-13
	at Denver	L	19-27

Chargers 7, Detroit 4 (.636)

1972	at Detroit	L	20-34
1977	at Detroit	L	0-20
1978	at Detroit	L	14-31
1981	at San Diego	W	28-23
1984	at San Diego	W	27-24
1996	at San Diego	W	27-21
1999	at Detroit	W	20-10
2003	at Detroit	W	14-7
2007	at San Diego	W	51-14
2011	at Detroit	L	10-38
2015	at San Diego	W	33-28

Green Bay 10, Chargers 1 (.091)

1970	at San Diego	L	20-22
1974	at Green Bay	L	0-34
1978	at San Diego	L	3-24
1984	at Green Bay	W	34-28
1993	at San Diego	L	13-20
1996	at Green Bay	L	10-42
1999	at San Diego	L	3-31
2003	at San Diego	L	21-38
2007	at Green Bay	L	24-31
2011	at San Diego	L	38-45
2015	at Green Bay	L	20-27

Chargers 5, Houston 1 (.833)

2002	at San Diego	W	24-3
2004	at Houston	W	27-20
2007	at San Diego	W	35-10
2010	at Houston	W	29-23
2013	at San Diego	L	28-31
2016	at Houston	W	21-13

Chargers 18, Indianapolis 11 (.621)

1970	at San Diego	L	14-16
1972	at Baltimore	W	23-20
1976	at San Diego	L	21-37
1981	at Baltimore	W	43-14
1982	at San Diego	W	44-26
1984	at Indianapolis	W	38-10
1986	at Indianapolis	W	17-3
1987	at Indianapolis	W	16-13
	at San Diego	L	7-20
1988	at San Diego	L	0-16
1989	at Indianapolis	L	6-10
1992	at Indianapolis	W	34-14
	at San Diego	W	26-0
1993	at Indianapolis	W	31-0
1995	at Indianapolis	W	27-24
	at San Diego*	L	20-35

1996	at Indianapolis	W	26-19
1997	at San Diego	W	35-19
1998	at Indianapolis	L	12-17
1999	at San Diego	L	19-27
2004	at Indianapolis	L	31-34, OT
2005	at Indianapolis	W	26-17
2007	at San Diego	W	23-21
	at Indianapolis**	W	28-24
2008	at San Diego	L	20-23
	at San Diego*	W	23-17, OT
2010	at Indianapolis	W	36-14
2013	at San Diego	W	19-9
2016	at Indianapolis	L	22-26

Chargers 7, Jacksonville 2 (.777)

2003	at Jacksonville	L	21-27
2004	at San Diego	W	34-21
2007	at Jacksonville	L	17-24
2010	at San Diego	W	38-13
2011	at Jacksonville	W	38-14
2013	at Jacksonville	W	24-6
2014	at San Diego	W	33-14
2015	at Jacksonville	W	31-25
2016	at San Diego	W	38-14

Kansas City 58, Chargers 55, 1 Tie (.487)

1960	at Los Angeles	W	21-20
	at Dallas	L	0-17
1961	at Dallas	W	26-10
	at San Diego	W	24-14
1962	at San Diego	W	32-28
	at Dallas	L	17-26
1963	at San Diego	W	24-10
	at Kansas City	W	38-17
1964	at Kansas City	W	28-14
	at San Diego	L	6-49
1965	at San Diego	T	10-10
	at Kansas City	L	7-31
1966	at Kansas City	L	14-24
	at San Diego	L	17-27
1967	at San Diego	W	45-31
	at Kansas City	W	17-16
1968	at Kansas City	L	20-27
	at San Diego	L	3-40
1969	at San Diego	L	9-27
	at Kansas City	L	3-27
1970	at Kansas City	L	14-26
	at San Diego	W	31-13
1971	at San Diego	W	21-14
	at Kansas City	L	10-31
1972	at San Diego	L	14-26
	at Kansas City	W	27-17
1973	at San Diego	L	0-19
	at Kansas City	L	6-33
1974	at San Diego	L	14-24
	at Kansas City	W	14-7
1975	at San Diego	L	10-12
	at Kansas City	W	28-20
1976	at Kansas City	W	30-16
	at San Diego	L	20-23
1977	at Kansas City	W	23-7
	at San Diego	L	16-21
1978	at San Diego	W	29-23, OT
	at Kansas City	L	0-23
1979	at Kansas City	W	20-14
	at San Diego	W	28-7
1980	at Kansas City	W	24-7
	at San Diego	W	20-7
1981	at Kansas City	W	42-31
	at San Diego	W	22-20
1982	at Kansas City	L	12-19
1983	at Kansas City	W	17-14
	at San Diego	W	41-38
1984	at Kansas City	L	13-31
	at San Diego	L	21-42
1985	at San Diego	W	31-20
	at Kansas City	L	34-38
1986	at Kansas City	L	41-42
	at San Diego	L	23-24
1987	at Kansas City	L	13-20
	at San Diego	W	42-21
1988	at Kansas City	W	24-23
	at San Diego	W	24-13
1989	at San Diego	W	21-6
	at Kansas City	W	20-13
1990	at Kansas City	L	10-27
	at San Diego	L	21-24
1991	at San Diego	L	3-14
	at Kansas City	L	17-20, OT

1992	at San Diego	L	10-24
	at Kansas City	L	14-16
	at San Diego*	W	17-0
1993	at San Diego	L	14-17
	at Kansas City	L	24-28
1994	at San Diego	W	20-6
	at Kansas City	W	14-13
1995	at Kansas City	L	23-29, OT
	at San Diego	L	7-22
1996	at San Diego	W	22-19
	at Kansas City	W	28-14
1997	at Kansas City	L	3-31
	at San Diego	L	7-29
1998	at Kansas City	L	7-23
	at San Diego	W	38-37
1999	at San Diego	W	21-14
	at Kansas City	L	0-34
2000	at Kansas City	L	10-42
	at San Diego	W	17-16
2001	at San Diego	L	20-25
	at Kansas City	L	17-20
2002	at San Diego	W	35-34
	at Kansas City	L	22-24
2003	at Kansas City	L	14-27
	at San Diego	L	24-28
2004	at Kansas City	W	34-31
	at San Diego	W	24-17
2005	at San Diego	W	28-20
	at Kansas City	L	7-20
2006	at Kansas City	L	27-30
	at San Diego	W	20-9
2007	at San Diego	L	16-30
	at Kansas City	W	24-10
2008	at San Diego	W	20-19
	at Kansas City	W	22-21
2009	at Kansas City	W	37-7
	at San Diego	W	43-14
2010	at Kansas City	L	14-21
	at San Diego	W	31-0
2011	at San Diego	W	20-17
	at Kansas City	L	20-23, OT
2012	at Kansas City	W	37-20
	at San Diego	W	31-13
2013	at Kansas City	W	41-38
	at San Diego	W	27-24, OT
2014	at San Diego	L	20-23
	at Kansas City	L	7-19
2015	at San Diego	L	3-33
	at Kansas City	L	3-10
2016	at Kansas City	L	27-33, OT
	at San Diego	L	27-37

Miami 17, Chargers 15 (.469)

1966	at San Diego	W	44-10
1967	at San Diego	W	24-0
	at Miami	L	24-41
1968	at San Diego	W	34-28
1969	at Miami	W	21-14
1972	at Miami	L	10-24
1974	at San Diego	L	21-28
1977	at Miami	W	14-13
1978	at San Diego	L	21-28
1980	at Miami	W	27-24, OT
1981	at Miami**	W	41-38, OT
1982	at Miami**	L	13-34
1984	at San Diego	W	34-28, OT
1986	at San Diego	W	50-28
1988	at Miami	L	28-31
1991	at San Diego	W	38-30
1992	at Miami**	L	0-31
1993	at San Diego	W	45-20
1994	at San Diego**	W	22-21
1995	at San Diego	L	14-24
1999	at Miami	L	9-12
2000	at San Diego	L	7-17
2002	at Miami	L	3-30
2003	at San Diego^	L	10-26
2005	at San Diego	L	21-23
2008	at Miami	L	10-17
2009	at San Diego	W	23-13
2011	at San Diego	W	26-16
2013	at Miami	L	16-20
2014	at Miami	L	0-37
2015	at San Diego	W	30-14
2016	at San Diego	L	24-31

^ Game played at Sun Devil Stadium (Tempe, Ariz.)

Continued next page

Series Results, cont.

Chargers 6, Minnesota 6 (.500)

1971	at San Diego	W	30-14
1975	at Minnesota	L	13-28
1978	at Minnesota	W	13-7
1981	at San Diego	L	31-33
1984	at Minnesota	W	42-13
1985	at Minnesota	L	17-21
1993	at Minnesota	W	30-17
1999	at Minnesota	L	27-35
2003	at San Diego	W	42-28
2007	at Minnesota	L	17-35
2011	at San Diego	W	24-17
2015	at Minnesota	L	14-31

New England 23, Chargers 15, 2 Ties (.400)

1960	at Los Angeles	L	0-35
	at Boston	W	45-16
1961	at Boston	W	38-27
	at San Diego	L	0-41
1962	at Boston	L	20-24
	at San Diego	L	14-20
1963	at San Diego	W	17-13
	at Boston	W	7-6
	at San Diego+	W	51-10
1964	at San Diego	L	28-33
	at Boston	W	26-17
1965	at Boston	T	13-13
	at San Diego	L	6-22
1966	at San Diego	W	24-0
	at Boston	L	17-35
1967	at San Diego	W	28-14
	at San Diego	T	31-31
1968	at Boston	W	27-17
1969	at Boston	W	13-10
	at San Diego	W	28-18
1970	at Boston	W	16-14
1973	at New England	L	14-30
1975	at San Diego	L	19-33
1977	at San Diego	L	20-24
1978	at New England	L	23-28
1979	at New England	L	21-27
1983	at New England	L	21-37
1994	at New England	L	17-23
1996	at San Diego	L	7-45
1997	at New England	L	7-41
2001	at New England	L	26-29, OT
2002	at San Diego	W	21-14
2005	at New England	W	41-17
2006	at San Diego**	L	21-24
2007	at New England	L	38-14
	at New England***	L	12-21
	at San Diego	W	30-10
2010	at San Diego	L	20-23
2011	at New England	L	21-35
2014	at San Diego	L	14-23

Chargers 7, New Orleans 5 (.583)

1973	at San Diego	W	17-14
1977	at New Orleans	W	14-0
1979	at New Orleans	W	35-0
1988	at San Diego	L	17-23
1991	at San Diego	W	24-21
1994	at New Orleans	W	36-22
1997	at New Orleans	W	20-6
2000	at San Diego	L	27-28
2004	at San Diego	W	43-17
2008	at N.O. (at London)	L	32-37
2012	at New Orleans	L	24-31
2016	at San Diego	L	34-35

Chargers 6, N.Y. Giants 5 (.545)

1971	at New York	L	17-35
1975	at New York	L	24-35
1980	at San Diego	W	44-7
1983	at New York	W	41-34
1986	at New York	L	7-20
1989	at San Diego	L	13-20
1995	at New York	W	27-17
1998	at San Diego	L	16-34
2005	at San Diego	W	45-23
2009	at New York	W	21-20
2013	at San Diego	W	37-14

Chargers 21, N.Y. Jets 14, 1 Tie (.597)

1960	at New York	W	21-7
	at Los Angeles	W	50-43
1961	at New York	W	25-10
	at San Diego	W	48-13
1962	at San Diego	W	40-14
	at New York	L	3-23

1963	at San Diego	W	24-20
	at New York	W	53-7
1964	at New York	T	17-17
	at San Diego	W	38-3
1965	at New York	W	34-9
	at San Diego	W	38-7
1966	at New York	L	16-17
	at San Diego	W	42-27
1967	at San Diego	L	31-42
1968	at New York	L	20-23
	at San Diego	L	15-37
1969	at San Diego	W	34-27
1971	at San Diego	W	49-21
1974	at New York	L	14-27
1975	at San Diego	W	24-16
1983	at San Diego	L	29-41
1989	at San Diego	L	17-20
1990	at New York	W	39-3
	at San Diego	W	38-17
1991	at New York	L	3-24
1994	at New York	W	21-6
2002	at San Diego	L	13-44
2004	at San Diego	L	28-34
	at San Diego*	L	17-20, OT
2005	at New York	W	31-26
2008	at San Diego	W	48-29
2009	at San Diego**	L	14-17
2011	at New York	L	21-27
2012	at New York	W	27-17
2014	at San Diego	W	31-0

Oakland 63, Chargers 50, 2 Ties (.443)

1960	at Los Angeles	W	52-28
	at Oakland (S.F.)	W	41-17
1961	at San Diego	W	44-0
	at Oakland (S.F.)	W	41-10
1962	at Oakland	W	42-33
	at San Diego	W	31-21
1963	at San Diego	L	33-34
	at Oakland	L	27-41
1964	at Oakland	W	31-17
	at San Diego	L	20-21
1965	at Oakland	W	17-6
	at San Diego	W	24-14
1966	at Oakland	W	29-20
	at San Diego	L	19-41
1967	at Oakland	L	10-51
	at San Diego	L	21-41
1968	at Oakland	W	23-14
	at San Diego	L	27-34
1969	at San Diego	L	12-14
	at Oakland	L	16-21
1970	at San Diego	T	27-27
	at Oakland	L	17-20
1971	at San Diego	L	0-34
	at Oakland	L	33-34
1972	at Oakland	T	17-17
	at San Diego	L	19-21
1973	at San Diego	L	17-27
	at Oakland	L	3-31
1974	at San Diego	L	10-14
	at Oakland	L	10-17
1975	at San Diego	L	0-6
	at Oakland	L	0-25
1976	at San Diego	L	17-27
	at Oakland	L	0-24
1977	at Oakland	L	0-24
	at San Diego	W	12-7
1978	at San Diego	L	20-21
	at Oakland	W	27-23
1979	at San Diego	W	30-10
	at Oakland	L	22-45
1980	at San Diego	W	30-24, OT
	at Oakland	L	24-38
	at San Diego***	L	27-34
1981	at Oakland	W	55-21
	at San Diego	W	23-10
1982	at Los Angeles	L	24-28
	at San Diego	L	34-41
1983	at San Diego	L	10-42
	at Los Angeles	L	14-30
1984	at Los Angeles	L	30-33
	at San Diego	L	37-44
1985	at Los Angeles	L	21-34
	at San Diego	W	40-34, OT
1986	at Los Angeles	L	13-17
	at San Diego	L	31-37, OT

1987	at Los Angeles	W	23-17
	at San Diego	W	16-14
1988	at Los Angeles	L	13-24
	at San Diego	L	3-13
1989	at Los Angeles	L	14-40
	at San Diego	W	14-12
1990	at San Diego	L	9-24
	at Los Angeles	L	12-17
1991	at Los Angeles	W	21-13
	at San Diego	L	7-9
1992	at San Diego	W	27-3
	at Los Angeles	W	36-14
1993	at Los Angeles	W	30-23
	at San Diego	L	7-12
1994	at Los Angeles	W	26-24
	at San Diego	L	17-24
1995	at Oakland	L	7-17
	at San Diego	W	12-6
1996	at Oakland	W	40-34
	at San Diego	L	14-23
1997	at Oakland	W	25-10
	at San Diego	L	13-38
1998	at Oakland	L	6-7
	at San Diego	L	10-17
1999	at Oakland	L	9-28
	at San Diego	W	23-20
2000	at Oakland	L	6-9
	at San Diego	L	13-15
2001	at Oakland	L	24-34
	at San Diego	L	6-13
2002	at Oakland	W	27-21, OT
	at San Diego	L	7-27
2003	at Oakland	L	31-34, OT
	at San Diego	W	21-14
2004	at San Diego	W	42-14
	at Oakland	W	23-17
2005	at Oakland	W	27-14
	at San Diego	W	34-10
2006	at Oakland	W	27-0
	at San Diego	W	21-14
2007	at San Diego	W	28-14
	at Oakland	W	30-17
2008	at Oakland	W	28-18
	at San Diego	W	34-7
2009	at Oakland	W	24-20
	at San Diego	W	24-16
2010	at Oakland	L	27-35
	at San Diego	L	13-28
2011	at San Diego	L	17-24
	at Oakland	W	38-26
2012	at Oakland	W	22-14
	at San Diego	W	24-21
2013	at Oakland	L	17-27
	at San Diego	W	26-13
2014	at Oakland	W	31-28
	at San Diego	W	13-6
2015	at San Diego	L	29-37
	at Oakland	L	20-23, OT
2016	at Oakland	L	31-34
	at San Diego	L	16-19

Chargers 7, Philadelphia 4 (.636)

1974	at San Diego	L	7-13
1980	at San Diego	W	22-21
1985	at San Diego	W	20-14
1986	at Philadelphia	L	7-23
1989	at San Diego	W	20-17
1995	at Philadelphia	W	27-21
1998	at San Diego	W	13-10
2001	at Philadelphia	L	14-24
2005	at Philadelphia	L	17-20
2009	at San Diego	W	31-23
2013	at Philadelphia	W	33-30

Pittsburgh 23, Chargers 9 (.281)

1971	at Pittsburgh	L	17-21
1972	at San Diego	L	2-24
1973	at Pittsburgh	L	21-38
1975	at San Diego	L	0-37
1976	at Pittsburgh	L	0-23
1977	at San Diego	L	9-10
1979	at San Diego	W	35-7
1980	at San Diego	W	26-17
1982	at Pittsburgh*	W	31-28
1983	at Pittsburgh	L	3-26
1984	at Pittsburgh	L	24-52
1985	at San Diego	W	54-44
1987	at San Diego	L	16-20

1988	at San Diego	W	20-14
1989	at Pittsburgh	L	17-20
1990	at Pittsburgh	L	14-36
1991	at Pittsburgh	L	20-26
1992	at San Diego	L	6-23
1993	at Pittsburgh	L	3-16
1994	at San Diego	W	37-34
1994	at Pittsburgh**	W	17-13
1995	at Pittsburgh	L	16-31
1996	at Pittsburgh	L	3-16
2000	at San Diego	L	21-34
2003	at Pittsburgh	L	24-40
2005	at San Diego	L	22-24
2006	at San Diego	W	23-13
2008	at Pittsburgh	L	10-11
2008	at Pittsburgh**	L	24-35
2009	at Pittsburgh	L	28-38
2012	at Pittsburgh	W	34-24
2015	at San Diego	L	20-24

St. Louis 6, Chargers 5 (.455)

1970	at Los Angeles	L	10-37
1975	at San Diego	L	10-13, OT
1979	at Los Angeles	W	40-16
1988	at Los Angeles	W	38-24
1991	at Los Angeles	L	24-30
1994	at San Diego	W	31-17
2000	at St. Louis	L	31-57
2002	at St. Louis	L	24-28
2006	at San Diego	W	38-24
2010	at St. Louis	L	17-20
2014	at San Diego	W	27-24

San Francisco 7, Chargers 7 (.500)

1972	at San Francisco	L	3-34
1976	at San Diego	W	13-7, OT
1979	at San Diego	W	31-9
1982	at San Francisco	L	41-37
1988	at San Diego	L	10-48
1991	at San Francisco	L	14-34
1994	at San Francisco	L	15-38
1994	at Miami#	L	26-49
1997	at San Francisco	L	10-17
2000	at San Diego	L	17-45
2002	at San Diego	W	20-17, OT
2006	at San Francisco	W	48-19
2010	at San Diego	W	34-7
2014	at San Francisco	W	38-35, OT

Seattle 26, Chargers 24 (.480)

1977	at Seattle	W	30-28
1978	at Seattle	W	24-20
1978	at San Diego	W	37-10
1979	at Seattle	W	33-16
1979	at San Diego	W	20-10
1980	at Seattle	W	34-13
1980	at San Diego	W	21-14
1981	at San Diego	W	24-10
1981	at Seattle	L	23-44
1983	at Seattle	L	31-34
1983	at San Diego	W	28-21

1984	at Seattle	L	17-31
1984	at San Diego	L	0-24
1985	at San Diego	L	35-49
1985	at Seattle	L	21-26
1986	at Seattle	L	7-33
1986	at San Diego	L	24-34
1987	at Seattle	L	3-34
1988	at San Diego	W	17-6
1988	at Seattle	L	14-17
1989	at San Diego	L	16-17
1989	at Seattle	L	7-10
1990	at Seattle	W	31-14
1990	at San Diego	L	10-13
1991	at Seattle	L	9-20
1991	at San Diego	W	17-14
1992	at San Diego	W	17-6
1992	at Seattle	W	31-14
1993	at San Diego	W	18-12
1993	at Seattle	L	14-31
1994	at Seattle	W	24-10
1994	at San Diego	W	35-15
1995	at San Diego	W	14-10
1995	at Seattle	W	35-25
1996	at San Diego	W	29-7
1996	at Seattle	L	13-32
1997	at Seattle	L	22-26
1997	at San Diego	L	31-37
1998	at San Diego	L	20-27
1998	at Seattle	L	17-38
1999	at San Diego	W	13-10
1999	at Seattle	W	19-16
2000	at San Diego	L	12-20
2000	at Seattle	L	15-17
2001	at Seattle	L	10-13, OT
2001	at San Diego	L	22-25
2002	at San Diego	L	28-31, OT
2006	at Seattle	W	20-17
2010	at Seattle	L	20-27
2014	at San Diego	W	30-21

Chargers 8, Tampa Bay 3 (.727)

1976	at San Diego	W	23-0
1981	at Tampa Bay	W	24-23
1987	at Tampa Bay	W	17-13
1990	at San Diego	W	41-10
1992	at San Diego	W	29-14
1993	at Tampa Bay	L	32-17
1996	at San Diego	L	17-25
2004	at San Diego	W	31-24
2008	at Tampa Bay	W	41-24
2012	at Tampa Bay	L	24-34
2016	at San Diego	L	21-28

Chargers 27, Tennessee 17, 1 Tie (.611)

1960	at Houston	L	28-38
1960	at Los Angeles	W	24-21
1960	at Houston+	L	16-24
1961	at San Diego	W	34-24
1961	at Houston	L	13-33
1961	at San Diego+	L	3-10

1962	at San Diego	L	17-42
1962	at Houston	L	27-33
1963	at San Diego	W	27-0
1963	at Houston	W	20-14
1964	at San Diego	W	27-21
1964	at Houston	W	20-17
1965	at San Diego	W	31-14
1965	at Houston	W	37-26
1966	at Houston	W	28-22
1967	at San Diego	W	13-3
1967	at Houston	L	17-24
1968	at San Diego	W	30-14
1969	at Houston	W	21-17
1970	at San Diego	T	31-31
1971	at Houston	L	33-49
1972	at San Diego	W	34-20
1974	at Houston	L	14-21
1975	at Houston	L	17-33
1976	at San Diego	W	30-27
1978	at Houston	W	45-24
1979	at San Diego**	L	14-17
1984	at San Diego	W	31-14
1985	at Houston	L	35-37
1986	at San Diego	W	27-0
1987	at Houston	L	18-33
1989	at San Diego	L	27-34
1990	at San Diego	L	7-17
1992	at Houston	L	0-27
1993	at San Diego	W	18-17
1998	at Tennessee	W	13-7
2004	at San Diego	W	38-17
2006	at San Diego	W	40-7
2007	at Tennessee (OT)	W	23-17
2007	at San Diego*	W	17-16
2009	at Tennessee	W	42-17
2010	at San Diego	OT	33-25
2012	at San Diego	W	38-10
2013	at Tennessee	L	17-20
2016	at San Diego	W	43-35

Washington 7, Chargers 3 (.300)

1973	at Washington	L	0-38
1980	at Washington	L	17-40
1983	at San Diego	L	24-27
1986	at San Diego	L	27-30
1989	at Washington	L	21-26
1998	at Washington	L	20-24
2001	at San Diego	W	30-3
2005	at Washington	W	23-17, OT
2009	at San Diego	W	23-20
2013	at Washington	L	24-30, OT

QUARTERBACKS RECORDS AS STARTERS

Drew Brees	30-28	(.517)
Postseason	0-1	(.000)
Virgil Carter	0-1	(.000)
Wayne Clark	1-3	(.250)
Bobby Clatterback	1-1	(.500)
Marty Domres	4-2	(.666)
Jim Everett	1-0	(1.000)
Tom Flick	1-2	(.333)
Doug Flutie	8-14	(.364)
Dan Fouts	86-84-1	(.503)
Postseason	3-4	(.428)
Jesse Freitas	2-5	(.285)
John Friesz	6-17	(.261)
Bob Gagliano	0-1	(.000)
Gale Gilbert	0-2	(.000)

John Hadl	59-57-9	(.508)
Postseason	0-1	(.000)
Jim Harbaugh	6-11	(.353)
James Harris	5-6	(.454)
Mark Hermann	1-6	(.143)
Stan Humphries	47-29	(.618)
Postseason	3-3	(.500)
Mike Kelley	1-0	(1.000)
Jack Kemp	22-6	(.786)
Postseason	0-2	(.000)
Erik Kramer	2-2	(.500)
Babe Laufenberg	2-4	(.333)
Ryan Leaf	4-14	(.222)
Clint Longley	1-0	(1.000)
Ed Luther	2-7	(.222)

Mark Malone	2-6	(.250)
Jim McMahon	4-7	(.363)
Moses Moreno	0-2	(.000)
Rick Neuheisel	2-0	(1.000)
Cliff Olander	1-0	(1.000)
Philip Rivers	97-79	(.551)
Postseason	4-5	(.444)
Tobin Rote	13-5-1	(.710)
Postseason	1-1	(.500)
Sean Salisbury	1-2	(.333)
Billy Joe Tolliver	8-11	(.421)
Johnny Unitas	1-3	(.250)
Mark Vlasic	2-1	(.666)
Craig Whelhan	2-12	(.143)
Dick Wood	2-0	(1.000)

STARTING QUARTERBACKS BY YEAR

2016	
Philip Rivers 5-11 (regular season)	
2015	
Philip Rivers 4-12 (regular season)	
2014	
Philip Rivers 9-7 (regular season)	
2013	
Philip Rivers 9-7 (regular season)	
..... 1-1 (postseason)	
2012	
Philip Rivers 7-9 (regular season)	
2011	
Philip Rivers 8-8 (regular season)	
2010	
Philip Rivers 9-7 (regular season)	
2009	
Philip Rivers 13-3 (regular season)	
..... 0-1 (postseason)	
2008	
Philip Rivers 8-8 (regular season)	
..... 1-1 (postseason)	
2007	
Philip Rivers 11-5 (regular season)	
..... 2-1 (postseason)	
2006	
Philip Rivers 14-2 (regular season)	
..... 0-1 (postseason)	
2005	
Drew Brees 9-7 (regular season)	
2004	
Drew Brees 11-4 (regular season)	
..... 0-1 (postseason)	
Doug Flutie 1-0 (regular season)	
Brees started Weeks 1-15	
Flutie started Week 16	
2003	
Drew Brees 2-9 (regular season)	
Doug Flutie 2-3 (regular season)	
Brees started Weeks 1-8 & 14-16	
Flutie started Weeks 9-13	
2002	
Drew Brees 8-8 (regular season)	
2001	
Doug Flutie 5-11 (regular season)	
2000	
Ryan Leaf 1-8 (regular season)	
Jim Harbaugh 0-5 (regular season)	
Moses Moreno 0-2 (regular season)	
Leaf started Weeks 1-2, 4 & 11-16	
Harbaugh started Weeks 5-9	
Moreno started Weeks 3 & 10	
1999	
Jim Harbaugh 6-6 (regular season)	
Erik Kramer 2-2 (regular season)	
Harbaugh started Weeks 1-3 & 8-16	
Kramer started Weeks 4-7	
1998	
Ryan Leaf 3-6 (regular season)	
Craig Whelihan 2-5 (regular season)	
Leaf started Weeks 1-9	
Whelihan started Weeks 10-16	
1997	
Stan Humphries 3-5 (regular season)	
Jim Everett 1-0 (regular season)	
Craig Whelihan 0-7 (regular season)	
Humphries started Weeks 1 & 3-9	
Everett started Week 2	
Whelihan started Weeks 10-16	
1996	
Stan Humphries 7-6 (regular season)	
Sean Salisbury 1-2 (regular season)	
Humphries started Weeks 1-7, 10-13 & 15-16	
Salisbury started Weeks 8-9 & 14	

1995	
Stan Humphries 9-6 (regular season)	
..... 0-1 (postseason)	
Gale Gilbert 0-1 (regular season)	
Humphries started Weeks 1-6 & 8-16	
Gilbert started Week 7	
1994	
Stan Humphries 11-4 (regular season)	
..... 2-1 (postseason)	
Gale Gilbert 0-1 (regular season)	
Humphries started Weeks 1-8 & 10-16	
Gilbert started Week 9	
1993	
Stan Humphries 6-4 (regular season)	
John Friesz 2-4 (regular season)	
Humphries started Weeks 1-4 & 11-16	
Friesz started Weeks 5-10	
1992	
Stan Humphries 11-4 (regular season)	
..... 1-1 (postseason)	
Bob Gagliano 0-1 (regular season)	
Humphries started Weeks 2-16	
Gagliano started Week 1	
1991	
John Friesz 4-12 (regular season)	
1990	
Billy Joe Tolliver 6-8 (regular season)	
Mark Vlasic 0-1 (regular season)	
John Friesz 0-1 (regular season)	
Tolliver started Weeks 2-15	
Vlasic started Week 1	
Friesz started Week 16	
1989	
Jim McMahon 4-7 (regular season)	
Billy Joe Tolliver 2-3 (regular season)	
McMahon started Weeks 1-7 & 9-12	
Tolliver started Weeks 8 & 13-16	
1988	
Babe Laufenberg 2-4 (regular season)	
Mark Malone 2-6 (regular season)	
Mark Vlasic 2-0 (regular season)	
Laufenberg started Weeks 1-6	
Malone started Weeks 7-10 & 13-16	
Vlasic started Weeks 11-12	
1987	
Dan Fouts 5-5 (regular season)	
Rick Neuheisel 2-0 (regular season)	
Mike Kelley 1-0 (regular season)	
Mark Hermann 0-2 (regular season)	
Fouts started Weeks 1-2, 6-9 & 11-14	
Neuheisel started Weeks 3, 5	
Kelley started Week 4	
Hermann started Weeks 10 & 15	
1986	
Dan Fouts 3-9 (regular season)	
Mark Hermann 0-1 (regular season)	
Tom Flick 1-2 (regular season)	
Fouts started Weeks 1-7, 11 & 13-16	
Hermann started Week 8	
Flick started Weeks 9-10 & 12	
1985	
Dan Fouts 7-5 (regular season)	
Mark Hermann 1-3 (regular season)	
Fouts started Weeks 1-4 & 8-15	
Hermann started Weeks 5-7 & 16	
1984	
Dan Fouts 6-7 (regular season)	
Ed Luther 1-2 (regular season)	
Fouts started Weeks 1-13	
Luther started Weeks 14-16	
1983	
Dan Fouts 5-5 (regular season)	
Ed Luther 1-5 (regular season)	
Fouts started Weeks 1-7 & 13-15	
Luther started Weeks 8-12 & 16	
1982	
Dan Fouts 6-3 (regular season)	
..... 1-1 (postseason)	

1981	
Dan Fouts 10-6 (regular season)	
..... 1-1 (postseason)	
1980	
Dan Fouts 11-5 (regular season)	
..... 1-1 (postseason)	
1979	
Dan Fouts 12-4 (regular season)	
..... 0-1 (postseason)	
1978	
Dan Fouts 9-5 (regular season)	
James Harris 0-2 (regular season)	
Fouts started Weeks 1-3, 5-10 & 12-16	
Harris started Weeks 4 & 11	
1977	
James Harris 4-5 (regular season)	
Dan Fouts 2-2 (regular season)	
Cliff Olander 1-0 (regular season)	
Harris started Weeks 1-9	
Fouts started Weeks 11-14	
Olander started Week 10	
1976	
Dan Fouts 5-8 (regular season)	
Clint Longley 1-0 (regular season)	
Fouts started Weeks 1-12 & 14	
Longley started Week 13	
1975	
Dan Fouts 2-7 (regular season)	
Jesse Freitas 0-4 (regular season)	
Virgil Carter 0-1 (regular season)	
Fouts started Weeks 2-5, 7-9 & 12-13	
Freitas started Weeks 6, 10-11 & 14	
Carter started Week 1	
1974	
Dan Fouts 3-8 (regular season)	
Jesse Freitas 2-1 (regular season)	
Fouts started Weeks 1-11	
Freitas started Weeks 12-14	
1973	
Johnny Unitas 1-3 (regular season)	
Dan Fouts 0-5-1 (regular season)	
Wayne Clark 1-3 (regular season)	
Unitas started Weeks 1-4	
Fouts started Weeks 5-8 & 13-14	
Clark started Weeks 9-12	
1972	
John Hadl 4-9-1 (regular season)	
1971	
John Hadl 6-8 (regular season)	
1970	
John Hadl 4-5-3 (regular season)	
Marty Domres 1-1 (regular season)	
Hadl started Weeks 1-4, 6-11 & 13-14	
Domres started Weeks 5 & 12	
1969	
John Hadl 5-5 (regular season)	
Marty Domres 3-1 (regular season)	
Hadl started Weeks 1-8, 10 & 14	
Domres started Weeks 9 & 11-13	
1968	
John Hadl 9-5 (regular season)	
1967	
John Hadl 8-5-1 (regular season)	
1966	
John Hadl 7-6-1 (regular season)	
1965	
John Hadl 9-2-3 (regular season)	
..... 0-1 (postseason)	
1964	
Tobin Rote 2-2-1 (regular season)	
..... 0-1 (postseason)	
John Hadl 6-3 (regular season)	
Rote started Weeks 1-5	
Hadl started Weeks 6-14	

	1963	
Tobin Rote	11-3 (regular season)	
	1-0 (postseason)	
	1962	
John Hadl	1-9 (regular season)	
Jack Kemp	1-1 (regular season)	
Dick Wood	2-0 (regular season)	
Hadl started Weeks 3 & 6-14		
Kemp started Weeks 1-2		
Wood started Weeks 4-5		

	1961	
Jack Kemp	12-2 (regular season)	
	0-1 (postseason)	
	1960	
Jack Kemp	9-3 (regular season)	
	0-1 (postseason)	
Bobby Clatterback	1-1 (regular season)	
Kemp started Weeks 1-3 & 6-14		
Clatterback started Weeks 4-5		

PRESEASON RESULTS

Preseason Record – 132-117-4 (.530)

2016 (1-3)	
at Tennessee	L 10-27
vs. Arizona	W 19-3
at Minnesota	L 10-23
vs. San Francisco	L 21-31
2015 (2-2)	
vs. Dallas	W 17-7
at Arizona	W 22-19
vs. Seattle	L 15-16
at San Francisco	L 12-14
2014 (2-2)	
vs. Dallas	W 27-7
at Seattle	L 14-41
at San Francisco	L 7-21
vs. Arizona	W 12-9
2013 (3-1)	
vs. Seattle	L 10-31
at Chicago	L 28-33
at Arizona	W 24-7
vs. San Francisco	L 6-41
2012 (3-1)	
vs. Green Bay	W 21-13
at Seattle	W 28-20
at Minnesota	W 12-10
at San Francisco	L 3-35
2011 (2-2)	
vs. Seattle	L 17-24
at Dallas	W 20-7
at Arizona	W 34-31
vs. San Francisco	L 17-20
2010 (1-3)	
vs. Chicago	W 25-10
vs. Dallas	L 14-16
at New Orleans	L 21-36
at San Francisco	L 14-17
2009 (2-2)	
vs. Seattle	L 14-20
at Arizona	W 17-6
at Atlanta	L 24-27
vs. San Francisco	W 26-7
2008 (3-1)	
vs. Dallas	W 31-17
at St. Louis	L 6-7
vs. Seattle	W 18-17
at San Francisco	W 20-17
2007 (3-1)	
vs. Seattle	L 16-24
at St. Louis	W 30-13
at Arizona	W 33-31
San Francisco	W 16-13
2006 (2-2)	
vs. Green Bay	W 17-3
at Chicago	L 3-24
vs. Seattle	W 31-20
at San Francisco	L 14-23
2005 (2-2)	
at Green Bay	L 7-10
vs. St. Louis	W 36-21
at Minnesota	L 16-19
vs. San Francisco	W 28-24

2004 (2-2)	
vs. Indianapolis	L 17-21
at Arizona Cardinals	W 38-13
at Seattle	W 20-26
at San Francisco	W 31-15
2003 (2-2)	
at Seattle	L 7-20
vs. Arizona Cardinals	L 10-16
at Houston	W 19-17
vs. San Francisco	W 24-3
2002 (2-2)	
vs. Arizona Cardinals	L 17-24
vs. Seattle	W 24-14
at St. Louis Rams	W 31-10
at San Francisco	L 3-27
2001 (3-1)	
vs. San Francisco	W 25-24
at Miami	W 23-20 (OT)
vs. St. Louis Rams	W 13-10 (OT)
at Arizona Cardinals	L 3-16
2000 (4-0)	
at San Francisco	W 23-20
vs. Minnesota	W 31-7
at Atlanta	W 28-14
vs. Arizona Cardinals	W 24-20
1999 (0-5)	
vs. Denver (Sydney, Aus.)	L 17-20
at San Francisco	L 24-31
vs. Miami	L 10-13
at St. Louis Rams	L 21-24
vs. Kansas City	L 27-34
1998 (3-1)	
vs. San Francisco	W 27-21
vs. St. Louis Rams	W 41-27
at Indianapolis Colts	W 33-3
at Minnesota	L 28-42
1997 (3-1)	
vs. San Francisco	W 20-13
vs. Indianapolis Colts	W 23-17
at Tennessee Titans	W 21-7
at Minnesota	L 22-28
1996 (2-3)	
vs. Pittsburgh (Tokyo, Japan)	W 20-10
at Minnesota	L 20-23 (OT)
at San Francisco	L 13-16 (OT)
vs. Arizona Cardinals	W 32-10
at St. Louis Rams	L 34-37
1995 (1-2)	
vs. Minnesota	L 19-23
vs. San Francisco	L 6-17
at Houston Oilers	Cancelled
vs. St. Louis Rams	W 17-9
1994 (1-4)	
vs. Atlanta in Canton, Ohio	L 17-21
vs. Houston Oilers (San Antonio)	L 3-31
vs. N.Y. Giants (Berlin, Germany)	L 20-28
vs. San Francisco	L 24-30
vs. L.A. Rams	W 24-6
1993 (3-1)	
vs. New England Patriots	W 13-7
at L.A. Rams	W 23-17
vs. Phoenix Cardinals	W 10-3
at San Francisco	L 14-30

1992 (2-2)	
at Phoenix Cardinals	L 14-35
at New England Patriots	W 20-10
vs. San Francisco	L 14-20
vs. L.A. Rams	W 30-19
1991 (1-3)	
vs. Houston Oilers	W 31-29
at L.A. Rams	L 3-24
at San Francisco	L 13-24
vs. L.A. Raiders	L 7-17
1990 (3-1)	
vs. Dallas Cowboys	W 28-16
at L.A. Rams	W 30-27
vs. San Francisco	W 29-28
at L.A. Raiders	L 7-34
1989 (2-2)	
vs. Dallas Cowboys	L 3-20
at Chicago	W 24-7
at San Francisco	L 14-17
vs. Phoenix Cardinals	W 21-20
1988 (1-3)	
vs. Dallas Cowboys	W 24-21
at L.A. Rams	L 6-27
vs. San Francisco	L 27-34
vs. L.A. Rams	L 24-31
1987 (2-2)	
vs. Dallas Cowboys	W 29-0
vs. L.A. Rams	L 21-23
at San Francisco	L 3-17
vs. N.Y. Jets	W 30-6
1986 (3-1)	
vs. Dallas Cowboys	W 20-0
vs. Philadelphia	W 45-38
at L.A. Rams	L 17-20
vs. St. Louis Cardinals	W 24-17
1985 (2-2)	
vs. Cleveland Browns	W 12-7
vs. Dallas Cowboys	L 24-27
at San Francisco	L 10-25
vs. New Orleans	W 21-20
1984 (2-2)	
vs. L.A. Rams	W 17-10
vs. Dallas Cowboys	L 13-24
vs. San Francisco	W 35-15
at L.A. Rams	L 14-47
1983 (2-2)	
at L.A. Rams	L 20-34
vs. Philadelphia	L 20-21
vs. San Francisco	W 24-7
vs. L.A. Rams	W 27-17
1982 (2-2)	
vs. Chicago	W 28-27
vs. Dallas Cowboys	L 16-26
vs. San Francisco	W 23-9
at L.A. Rams	L 14-20
1981 (2-2)	
vs. St. Louis Cardinals	L 10-12
at San Francisco	W 31-28
vs. L.A. Rams	W 33-29
vs. Buffalo	L 24-30

Continued next page

Preseason Results, cont.

1980 (1-3-1)

vs. Green Bay (Canton, Ohio) . . . T. . . . 0-0*
 at Minnesota . . . L. . . . 17-27
 vs. San Francisco . . . L. . . . 14-17
 vs. Atlanta . . . W 17-9
 at L.A. Rams . . . L. . . . 17-34
 * Game stopped due to severe thunder and lightning with 5:29 left to play.

1979 (2-2)

at San Francisco . . . L. . . . 10-13
 vs. Minnesota . . . W 19-0
 at N.Y. Giants . . . W 7-3
 at L.A. Rams . . . L. . . . 7-23

1978 (2-2)

at Seattle . . . L. . . . 9-17
 at L.A. Rams . . . W 17-0
 vs. N.Y. Jets . . . L. . . . 10-23
 at N.Y. Giants . . . W 17-6

1977 (4-2)

at Dallas Cowboys . . . L. . . . 14-34
 vs. San Francisco . . . W 32-13
 vs. N.Y. Giants . . . W 29-17
 at Oakland . . . L. . . . 7-35

1977, cont.

at L.A. Rams . . . W 26-25
 vs. Seattle . . . W 38-20

1976 (3-3)

vs. Philadelphia . . . W 20-7
 vs. N.E. Patriots (Norman, Okla.) . W . . . 26-17
 vs. St. L. Cardinals (Tokyo) . . . L. . . . 10-20
 vs. San Francisco (Honolulu) . . L. . . . 16-17
 at Seattle . . . L. . . . 16-17
 vs. N.Y. Giants . . . W 14-13

1975 (1-4-1)

vs. Chicago . . . L. . . . 0-22
 vs. N.Y. Giants . . . L. . . . 7-17
 vs. San Francisco . . . W 20-7
 at St. Louis Cardinals . . . L. . . . 9-14
 at New England Patriots . . . L. . . . 24-31
 vs. Minnesota . . . T. . . . 14-14 (OT)

1974 (2-4)

vs. San Francisco . . . W 20-6
 vs. N.Y. Jets . . . W 20-14
 vs. St. Louis Cardinals (Seattle) . . L. . . . 14-48
 vs. New England Patriots . . . L. . . . 14-23
 vs. L.A. Rams . . . L. . . . 16-30
 at Minnesota . . . L. . . . 0-42

1973 (1-5)

vs. N.Y. Giants . . . L. . . . 3-28
 vs. St. Louis Cardinals . . . L. . . . 13-17
 at San Francisco . . . L. . . . 7-19
 vs. Philadelphia . . . W 24-17
 at L.A. Rams . . . L. . . . 17-30
 vs. Minnesota . . . L. . . . 16-24

1972 (4-1-1)

vs. Atlanta . . . W 30-7
 at Minnesota . . . L. . . . 13-24
 vs. San Francisco . . . W 17-16
 at New Orleans . . . W 16-14
 vs. L.A. Rams . . . W 14-13
 vs. N.Y. Jets . . . T. . . . 20-20

1971 (4-2)

vs. Washington . . . W 19-10
 vs. Minnesota . . . L. . . . 7-34
 at San Francisco . . . L. . . . 17-28
 vs. New Orleans . . . W 22-7
 at L.A. Rams . . . W 20-14
 vs. Atlanta . . . W 21-14

1970 (3-3)

vs. Dallas Cowboys . . . L. . . . 10-20
 vs. N.Y. Giants . . . W 30-27
 vs. Chicago . . . W 14-9
 vs. L.A. Rams . . . L. . . . 14-16
 vs. St. L. Cardinals (Cleveland) . W . . . 38-27
 at New Orleans . . . L. . . . 14-20

1969 (2-2-1)

vs. Baltimore Colts . . . L. . . . 6-26
 vs. New Orleans . . . W 10-7
 vs. Oakland . . . W 10-7
 vs. Cleveland Browns . . . T. . . . 19-19
 vs. L.A. Rams . . . L. . . . 14-24

1968 (3-2)

vs. San Francisco . . . W 30-18
 at Oakland . . . L. . . . 7-31
 vs. Pittsburgh . . . L. . . . 33-36
 vs. L.A. Rams . . . W 35-13
 vs. Denver in San Antonio . . . W 6-3

1967 (1-4)

at Oakland . . . L. . . . 23-24
 at Miami . . . W 20-19
 vs. Detroit . . . L. . . . 17-38
 vs. L.A. Rams . . . L. . . . 7-50
 vs. Pittsburgh . . . L. . . . 7-16

1966 (2-2)

vs. Miami . . . W 38-10
 vs. Oakland . . . L. . . . 7-14
 vs. Kansas City (Anaheim) . . . L. . . . 21-31
 vs. Boston Patriots . . . W 31-13

1965 (3-2)

vs. Oakland . . . L. . . . 3-10
 at Kansas City . . . W 31-10
 at Denver . . . W 21-6
 vs. Oakland (Portland) . . . W 46-17
 vs. Houston Oilers (Little Rock) . L. . . . 10-13

1964 (4-1)

vs. Denver . . . W 34-20
 vs. Houston Oilers (Little Rock) W 44-38
 at Kansas City . . . W 26-14
 vs. N.Y. Jets in Atlanta . . . L. . . . 6-34
 vs. Oakland . . . W 24-10

1963 (4-1)

vs. Kansas City . . . W 26-14
 vs. Boston Patriots . . . W 50-17
 at Denver . . . L. . . . 25-31
 at Houston Oilers . . . W 21-3
 vs. Oakland . . . W 13-3

1962 (4-0)

vs. Dallas Texans . . . W 17-0
 vs. Denver . . . W 31-24
 at Oakland . . . W 33-27
 vs. N.Y. Jets . . . W 14-9

1961 (4-0)

vs. Houston Oilers . . . W 27-14
 vs. Houston (Honolulu) . . . W 46-28
 vs. Oakland . . . W 35-7
 vs. Dallas Texans . . . W 31-10

1960 (4-0)

vs. N.Y. Jets in Los Angeles . . . W 27-7
 vs. Houston Oilers (Los Angeles) . W . . . 22-13
 vs. Oakland in San Francisco . . . W 24-17
 vs. Denver in Los Angeles . . . W 36-30

Chargers Preseason Record vs.

Arizona, Phoenix, St. Louis Cardinals . . 14-9
 Atlanta 4-2
 Buffalo 0-1
 Chicago 4-3
 Cleveland Browns 1-0-1
 Dallas Cowboys 9-7
 Detroit 0-1
 Denver 5-2
 Green Bay 2-1-1
 Houston Texans 1-0
 Indianapolis, Baltimore Colts 2-2
 Kansas City Chiefs, Dallas Texans . . . 5-2
 St. Louis, Los Angeles Rams 18-18
 Oakland Raiders 7-7
 Miami 3-1
 Minnesota 3-11-1
 New England, Boston Patriots 5-2
 New Orleans 4-2
 New York Giants 5-3
 New York Jets 4-2-1
 Philadelphia 3-1
 Pittsburgh 1-2
 San Francisco 20-25
 Seattle 4-10
 Tennessee Titans, Houston Oilers 7-3
 Washington 1-0

CHARGERS POSTSEASON RESULTS

11-17 overall (.393)

Date	Opponent	W-L	Score	Date	Opponent	W-L	Score
Jan. 1, 1961+	at Houston	L	16-24	Jan. 8, 1995**	Miami	W	22-21
Dec. 24, 1961+	Houston	L	3-10	Jan. 15, 1995***	at Pittsburgh	W	17-13
Jan. 5, 1964+	Boston	W	51-10	Jan. 29, 1995**	San Francisco	L	26-49
Dec. 27, 1964+	at Buffalo	L	7-20	Dec. 31, 1995*	Indianapolis	L	20-35
Dec. 26, 1965+	Buffalo	L	0-23	Jan. 8, 2005*	New York Jets	L	17-20, OT
Dec. 29, 1979*	Houston	L	14-17	Jan. 14, 2007**	New England	L	21-24
Jan. 3, 1981**	Buffalo	W	20-14	Jan. 6, 2008*	Tennessee	W	17-6
Jan. 11, 1981***	Oakland	L	27-34	Jan. 13, 2008**	at Indianapolis	W	28-24
Jan. 2, 1982**	at Miami	W	41-38, OT	Jan. 20, 2008***	at New England	L	12-21
Jan. 10, 1982***	at Cincinnati	L	7-27	Jan. 3, 2009*	Indianapolis	W	23-17, OT
Jan. 9, 1983*	at Pittsburgh	W	31-28	Jan. 11, 2009**	at Pittsburgh	L	24-35
Jan. 16, 1983**	at Miami	L	13-34	Jan. 18, 2010**	New York Jets	L	14-17
Jan. 2, 1993*	Kansas City	W	17-0	Jan. 5, 2014**	at Cincinnati	W	27-10
Jan. 10, 1993**	at Miami	L	0-31	Jan. 12, 2014**	at Denver	L	17-24

+ AFL Championship Game * AFC Wild Card Playoffs ** AFC Divisional Playoffs
 ***AFC Championship Game **Super Bowl

POSTSEASON HISTORY

2013 AFC Divisional Playoffs

Denver Broncos 24, San Diego Chargers 17

Sunday, Jan. 12, 2014 - Sports Authority Field (Denver, CO)



The Chargers' storybook season came to an end on Jan. 12 in the AFC Divisional Playoffs at Denver's Sports Authority Field as the Broncos defeated the Bolts, 24-17, to eliminate San Diego from the AFC Playoffs. Weather was a factor early in the game as winds at kickoff were blowing across the field at 17 mph with gusts up to 27 mph. Despite the unfavorable conditions, the Chargers didn't go down without a fight, rallying from a 17-point deficit to get within seven points late in the fourth quarter. Down 24-7 with 8:12 left in the fourth quarter, the Chargers scored a touchdown, recovered an onside kick and kicked a field goal to get within seven points at 24-17. That would be as close as the Chargers would get, however, as Denver took possession with 3:53 remaining in the game and converted two first downs, including a 3rd-and-17, to run out the clock and advance to the AFC Championship Game.

Score by Quarters	Q1	Q2	Q3	Q4	Total
San Diego Chargers	0	0	0	17	17
Denver Broncos	7	7	3	7	24

Tm	Qtr	Time	Play Description (PAT & Drive)	SD	DEN
DEN	1	2:25	Thomas 2 yd pass from Manning (Prater kick) [14-86, 7:01]	0	7
DEN	2	6:00	Walker 3 yd pass from Manning (Prater kick) [9-57, 5:13]	0	14
DEN	3	9:35	Prater 45 yd Field Goal [12-37, 5:25]	0	17
SD	4	12:59	Allen 16 yd pass from Rivers (Novak kick) [6-63, 3:08]	7	17
DEN	4	8:12	Moreno 3 yd run (Prater kick) [9-81, 4:47]	7	24
SD	4	5:43	Allen 16 yd pass from Rivers (Novak kick) [7-80, 2:29]	14	24
SD	4	3:53	Novak 30 yd Field Goal [8-48, 1:50]	17	24
Attendance - 76,969					

Team Statistics		SD	DEN	SD	DEN
TOTAL FIRST DOWNS					
Rushing	1	13	Blocked	0	0
Passing	10	11	FGs - PATs Blocked	0-0	0-0
Penalty	2	2	Net Punting Avg.	30.3	0.0
TOTAL RETURN YARDS					
3RD DOWN EFF	4-12-33%	9-13-69%	Punt Returns	0-0	3-66
4TH DOWN EFF	1-1-100%	0-0-0%	Kickoff Returns	0-0	3-77
TOTAL NET YARDS					
Total Plays	49	70	Interception Returns	1-0	0-0
Average / play	5.3	5.2	PENALTIES No. and Yds.	8-63	6-50
NET YARDS RUSHING	65	133	FUMBLES No. and Lost	0-0	1-1
Total Plays	18	34	TOUCHDOWNS	2	3
Average / play	3.6	3.9	Rushing	0	1
TFLS - Yards Lost	0-0	2-3	Passing	2	2
NET YARDS PASSING	194	230	EXTRA POINTS	2-2	3-3
Sacked - Yards Lost	4-23	0-0	Kicking	2-2	3-3
Gross yards	217	230	FIELD GOALS	1-2	1-2
ATT-COMP-INT	27-18-0	36-25-1	TOUCHDOWN EFF	3-4-67%	3-4-75%
Avg / Play	6.3	6.4	GOAL TO GO EFF	0-0-0%	3-4-75%
KICKOFFS-in EZ-TB	4-2-0	5-5-5	SAFETIES	0	0
PUNTS No. and Avg.	4-51.8	0-0.0	FINAL SCORE	17	24
			TIME OF POSS	24:33	35:27

SAN DIEGO

Rushing	No	Yds	Avg	Lg	TD
Woodhead	9	29	3.2	8	0
Mathews	5	26	5.2	16	0
Rivers	3	10	3.3	6	0
Brown	1	0	0.0	0	0

Passing	A	C	Yds	S-L	TD	Lg	INT	Rt
Rivers	27	18	217	23-23	2	49	0	115.8

Receiving	No	Yds	Avg	Lg	TD
Allen	6	142	23.7	49	2
Brown	4	18	4.5	5	0
Woodhead	3	10	3.3	7	0
Gates	2	10	5.0	5	0
Green	2	7	3.5	5	0
Royal	1	30	30.0	30	0
Brown	0	0	0.0	0	0

INT	No	Yds	Avg	Lg	TD
Butler	1	0	0.0	0	0

Punting	No	Yds	Avg	Net	TB	I20	Lg
Scifres	4	207	51.8	30.3	1	1	62

Punt Ret	No	Yds	Avg	FC	Lg	TD
None						

KO Ret	No	Yds	Avg	Lg	TD
None					

DENVER

Rushing	No	Yds	Avg	Lg	TD
Moreno	23	82	3.6	14	1
Ball	10	52	5.2	9	0
Manning	1	-1	-1.0	-1	0

Passing	A	C	Yds	S-L	TD	Lg	INT	Rt
Manning	36	25	230	0-0	2	21	1	93.5

Receiving	No	Yds	Avg	Lg	TD
Thomas	8	54	6.8	9	1
Thomas	6	76	12.7	21	0
Welker	6	38	6.3	8	1
Decker	2	32	16.0	19	0
Caldwell	1	15	15.0	15	0
Moreno	1	12	12.0	12	0
Green	1	3	3.0	3	0

INT	No	Yds	Avg	Lg	TD
None					

Punting	No	Yds	Avg	Net	TB	I20	Lg
None							

Punt Ret	No	Yds	Avg	FC	Lg	TD
Decker	3	66	22.0	0	47	0

KO Ret	No	Yds	Avg	Lg	TD
Holliday	3	77	25.7	37	0

2013 AFC Wild Card Playoffs

San Diego Chargers 27, Cincinnati Bengals 10

Sunday, Jan. 5, 2014 - Paul Brown Stadium (Cincinnati, OH)



The Chargers defeated the Cincinnati Bengals, 27-10, in the AFC Wild Card Playoffs at Paul Brown Stadium for their first postseason victory since Jan. 2009. It was the Chargers' first-ever playoff win over the Bengals. In earning the victory, the Chargers outperformed the Bengals in two key areas. The Bolts racked up a season-high four takeaways with two interceptions and two fumble recoveries, and they rushed for a season-high 196 yards. Cincinnati led at the half, 10-7, but the Chargers completely dominated the game on defense in the second half, pitching a shutout as the Bolts outscored the Bengals 20-0. Cincinnati's first six drives of the second half ended with a punt after a third-down failure, a fumble, two interceptions and two drives that ended on downs. A seventh ended with the clock racing 0:00. And in addition to the four takeaways, the Chargers' defense recorded three sacks, five tackles for loss and eight passes defensed.

Score by Quarters	Q1	Q2	Q3	Q4	Total
San Diego Chargers	7	0	10	10	27
Cincinnati Bengals	0	10	0	0	10

Tm	Qtr	Time	Play Description (PAT & Drive)	SD	CIN
SD	1	0:48	Woodhead 5 yd run (Novak kick) [12-86, 6:56]	7	0
CIN	2	5:59	Gresham 4 yd pass from Dalton (Nugent kick) [10-60, 6:07]	7	7
CIN	2	0:00	Nugent 46 yd Field Goal [6-40, 1:14]	7	10
SD	3	6:46	Allen 6 yd pass from Rivers (Novak kick) [10-80, 5:40]	14	10
SD	3	2:00	Novak 25 yd Field Goal [9-40, 3:41]	17	10
SD	4	14:16	Novak 23 yd Field Goal [5-2, 1:55]	20	10
SD	4	2:17	Brown 58 yd run (Novak kick) [2-60, 0:50]	27	10
Attendance - 62,277					

Team Statistics		SD	CIN	SD	CIN
TOTAL FIRST DOWNS					
Rushing	6	6	FGs - PATs Blocked	0-0	0-0
Passing	9	20	Net Punting Avg.	42.2	32.7
Penalty	1	1	TOTAL RETURN YARDS	56	157
3RD DOWN EFF	4-12-33%	3-12-25%	Punt Returns	0-0	3-6
4TH DOWN EFF	0-0-0%	1-3-33%	Kickoff Returns	1-23	6-151
TOTAL NET YARDS					
Total Plays	57	79	Interception Returns	2-33	0-0
Average / play	5.6	5.6	PENALTIES No. and Yds.	5-28	4-38
NET YARDS RUSHING	196	113	FUMBLES No. and Lost	0-0	3-2
Total Plays	40	25	TOUCHDOWNS	3	1
Average / play	4.9	4.5	Rushing	2	1
TFLS - Yards Lost	2-7	2-4	Passing	1	0
NET YARDS PASSING	122	326	EXTRA POINTS	3-3	1-1
Sacked - Yards Lost	1-6	3-8	Kicking	3-3	1-1
Gross yards	128	334	FIELD GOALS	2-2	1-1
ATT-COMP-INT	16-12-0	51-29-2	TOUCHDOWN EFF	2-4-50%	1-3-33%
Avg / Play	7.2	6.0	GOAL TO GO EFF	2-3-67%	1-2-50%
KICKOFFS-in EZ-TB	6-1-0	2-1-1	SAFETIES	0	0
PUNTS No. and Avg.	6-43.2	3-39.3	FINAL SCORE	27	10
			TIME OF POSS	29:28	30:32

SAN DIEGO

Rushing	No	Yds	Avg	Lg	TD
Brown	8	77	9.6	58	1
Woodhead	15	54	3.6	9	0
Mathews	13	52	4.0	8	0
Royal	1	9	9.0	9	0
Rivers	2	4	2.0	2	0
McClain	1	0	0.0	0	0

Passing	A	C	Yds	S-L	TD	Lg	INT	Rt
Rivers	16	12	128	1-6	1	33	0	118.8

Receiving	No	Yds	Avg	Lg	TD
Green	3	34	11.3	22	1
Allen	2	21	10.5	12	0
Woodhead	2	14	7.0	11	0
Mathews	2	12	6.0	9	0
Royal	1	33	33.0	33	0
Brown	1	9	9.0	9	0
Gates	1	5	5.0	5	0

INT	No	Yds	Avg	Lg	TD
Wright	1	30	30.0	30	0
Ingram	1	3	3.0	3	0

Punting	No	Yds	Avg	Net	TB	I20	Lg
Mesko	3	118	39.3	32.7	1	2	50

Punt Ret	No	Yds	Avg	FC	Lg	TD
Tate	3	6	2.0	3	12	0

KO Ret	No	Yds	Avg	Lg	TD
Tate	5	128	25.6	33	0
Peerman	1	23	23.0	23	0

KO Ret	No	Yds	Avg	Lg	TD
Woodhead	1	23	23.0	23	0

2009 AFC Divisional Playoffs
New York Jets 17, San Diego Chargers 14
Sunday, Jan. 17, 2010 - Qualcomm Stadium (San Diego, CA)



The No. 5 seed New York Jets upset No. 2 seed Chargers. San Diego's defense opened game with four straight three-and-outs, not allowing Jets first down until 8:11 remained in second quarter. Stephen Cooper set up Chargers' first touchdown of game, forcing three-and-out with four-yard tackle for loss on 3rd-and-4. On ensuing drive, Kris Wilson caught 13-yard touchdown pass for 7-0 lead. Antonio Gates helped set up TD with brilliant one-handed 23-yard reception to 16. Quentin Jammer had solid afternoon, breaking up third-down pass in second quarter to force punt and intercepting another in third quarter. Paul Oliver provided pressure and hit on Jets' quarterback Mark Sanchez on interception and Steve Gregory, in coverage, tipped pass by Jammer picked off. Jacob Hester got his hand on late fourth-quarter punt that Jets, contributing to just 26-yard punt. On ensuing possession, Philip Rivers scored TD on one-yard sneak with 2:20 left. Vincent Jackson, who had game-high 111 yards receiving, set up Rivers TD with 12-yard catch to one on 3rd-and-7.

	Q1	Q2	Q3	Q4	Total
New York Jets	0	0	3	14	17
San Diego Chargers	0	7	0	7	14

TM	Qtr	Time	Play Description (PAT & Drive)	NJY	SD
SD	2	12:17	Wilson 13 yd pass from Rivers (Kaeding kick) (4-69, 1:56)	0	7
NJY	3	10:45	Feely 46 yd Field Goal (8-32, 4:15)	3	7
NJY	4	13:35	Keller 2 yd pass from Sanchez (Feely kick) (4-16, 1:27)	10	7
NJY	4	7:17	Greene 53 yd run (Feely kick) (4-66, 2:10)	17	7
SD	4	2:14	Rivers 1 yd run (Kaeding kick) (7-63, 1:22)	17	14

Team	Stat	NJY	SD		
TOTAL FIRST DOWNS		14	18		
Rushing	6	2	Blocked	0	0
Passing	6	15	FGs - PATs Blocked	0-0	0-0
Penalty	2	1	Net Punting Avg.	35.9	43.8
3RD DOWN EFF	6-16-38%	4-13-31%	TOTAL RETURN YARDS	96	99
4TH DOWN EFF	1-1-100%	0-0-0%	Punt Returns	3-34	3-3
TOTAL NET YARDS	262	344	Kickoff Returns	2-45	4-72
Total Plays	63	60	Interception Returns	2-17	1-24
Average / Play	4.2	5.7	FUMBLES No. and Lost	0-0	3-0
NET YARDS RUSHING	169	61	TOUCHDOWNS	2	2
Total Plays	39	18	Rushing	1	1
Average / Play	4.3	3.4	Passing	1	2
TFLs - Yards Lost	3-9	1-1	EXTRA POINTS	2-2	2-2
NET YARDS PASSING	93	283	Kicking	2-2	2-2
Sacked - Yards Lost	1-7	2-15	FIELD GOALS	1-1	0-3
Gross Yards	100	298	RED ZONE EFF	1-1-100%	2-3-67%
ATT-COMP-INT	23-12-1	40-27-2	GOAL TO GO EFF	1-1-100%	1-1-100%
Avg / Play	3.9	6.7	SAFETIES	0	0
KICKOFFS-In EZ-TB	4-1-0	3-0-0	FINAL SCORE	17	14
PUNTS No. and Avg	8-38.8	6-49.5	TIME OF POSS	31:31	28:29

NEW YORK JETS						SAN DIEGO					
Rushing	No	Yds	Avg	Lg	TD	Rushing	No	Yds	Avg	Lg	TD
Greene	23	128	5.6	53t	1	Sproles	3	33	11.0	22	0
Jones	14	41	2.9	8	0	Tomlinson	12	24	2.0	5	0
Cotchery	1	1	1.0	1	0	Rivers	3	4	1.3	3	1
Sanchez	1	-1	-1.0	-1	0						

Passing																
A	C	Yds	S-L	TD	Lg	Int	Rt	A	C	Yds	S-L	TD	Lg	Int	Rt	
Sanchez	23	12	100	1-7	1	21	1	60.1	Rivers	40	27	298	15	1	37	276.9

Receiving														
No	Yds	Avg	Lg	TD	No	Yds	Avg	Lg	TD	No	Yds	Avg	Lg	TD
Cotchery	3	25	8.3	15	0	Jackson	7	111	15.9	23	0	0	0	0
Keller	3	19	6.3	13	1	Sproles	3	30	10.0	19	0	0	0	0
Edwards	2	41	20.5	21	0	Floyd	3	30	10.0	19	0	0	0	0
Richardson	2	12	6.0	8	0	Tomlinson	3	0	0.0	3	0	0	0	0
Greene	1	4	4.0	4	0	Hester	1	15	15.0	15	0	0	0	0
Woodhead	1	-1	-1.0	-1	0	Wilson	1	13	13.0	13t	1	0	0	0
						Tolbert	1	6	6.0	6	0	0	0	0

INT														
No	Yds	Avg	Lg	TD	No	Yds	Avg	Lg	TD	No	Yds	Avg	Lg	TD
Leonhard	1	11	11.0	11	0	INT								
Revis	1	6	6.0	6	0	Jammer	1	24	24.0	24	0	0	0	0

Punting															
No	Yds	Avg	Net	TB	IG	Lg	No	Yds	Avg	Net	TB	IG	Lg		
Weatherford	8	310	38.8	35.9	1	2	51	Scifres	6	297	49.5	43.8	0	3	60

Punt Ret No Yds Avg FC Lg TD													
0	0	0	0	0	0	0	0	0	0	0	0	0	0
Cotchery	3	34	11.3	2	25	0	Sproles	2	3	1.5	1	3	0
							Cromartie	1	0	0.0	0	0	0

KO Ret No Yds Avg FC Lg TD												
0	0	0	0	0	0	0	0	0	0	0	0	0
Smith	2	45	22.5	36	0	0	KO Ret	No	Yds	Avg	Lg	TD
							Sproles	2	44	22.0	27	0
							Manumaleuna	1	17	17.0	17	0
							Cromartie	1	11	11.0	11	0

2008 AFC Divisional Playoffs
Pittsburgh Steelers 35, San Diego Chargers 24
Sunday, Jan. 11, 2009 - Heinz Field (Pittsburgh, PA)



The Chargers' run through AFC Playoffs came to abrupt end in Pittsburgh as Steelers dealt Chargers 35-24 setback on cold and snowy day in Steel City. Chargers stacked out to early lead on long touchdown catch by Vincent Jackson and led or were tied for most of first half, but game's momentum changed right before and after half-time. Down 10-7, Pittsburgh drove 66 yards for touchdown just before half-time, giving them their lead of night at 14-10. Steelers got ball first coming out of locker room and drove 77 yards for another score that extended lead to 21-10. Darren Sproles' 63-yard kickoff return gave ball to Chargers at Pittsburgh's 23-yard line, but Philip Rivers' first-down pass was tipped and intercepted by Steelers. Though replays showed ball appeared to hit ground, play without instant replay challenge and Pittsburgh maintained possession. Chargers' defense held and forced punt, but punt inadvertently hit unknown Eric Weddle and Steelers recovered and took over at Chargers' 23. Again Chargers defense would hold, stopping Pittsburgh on downs at one, but with Bolts refusing to get out of shadow of its own goal line, Steelers got ball again in San Diego territory and 49 yards later, Steelers scored to take 28-10 lead. San Diego managed pair of late touchdowns, including 62-yarder by Sproles, who finished game with 274 all-purpose yards, but Pittsburgh held Bolts at bay and held on for win.

	Q1	Q2	Q3	Q4	Total
San Diego Chargers	7	3	0	14	24
Pittsburgh Steelers	7	7	7	14	35

TM	Qtr	Time	Play Description (PAT & Drive)	SD	PIT
SD	1	12:59	Jackson 41 yd pass from Rivers (Kaeding kick) (4-75, 2:01)	7	0
PIT	1	7:41	Holmes 67 yd punt return (Reed kick)	0	7
SD	2	1:56	Kaeding 42 yd Field Goal (7-20, 3:09)	10	7
PIT	2	0:40	Parker 3 yd run (Reed kick) (7-66, 1:16)	10	14
PIT	3	7:04	Miller 8 yd pass from Roethlisberger (Reed kick) (13-77, 7:56)	10	21
PIT	4	12:52	Russell 1 yd run (Reed kick) (2-49, 0:49)	10	28
SD	4	9:09	Nanee 4 yd pass from Rivers (Kaeding kick) (10-73, 3:43)	17	28
PIT	4	4:11	Parker 16 yd run (Reed kick) (9-73, 4:58)	17	35
SD	4	1:53	Sproles 62 yd pass from Rivers (Kaeding kick) (4-79, 0:50)	24	35

Team	Stat	SD	PIT		
TOTAL FIRST DOWNS		15	22		
Rushing	1	12	Blocked	0-0	0-0
Passing	13	8	FGs - PATs Blocked	0-0	0-0
Penalty	1	2	Net Punting Avg.	35.0	38.6
3RD DOWN EFF	5-12-42%	6-14-43%	TOTAL RETURN YARDS	175	136
4TH DOWN EFF	0-0-0%	0-2-0%	Punt Returns	3-4	2-73
TOTAL NET YARDS	290	342	Kickoff Returns	6-171	4-63
Total Plays	50	70	Interception Returns	0	1-0
Average / Play	5.8	4.9	FUMBLES No. and Yds	8-104	7-44
NET YARDS RUSHING	15	165	TOUCHDOWNS	3	5
Total Plays	11	42	Rushing	0	3
Average / Play	1.4	3.9	Passing	3	1
TFLs - Yards Lost	2-6	3-6	Punt Returns	0	1
NET YARDS PASSING	275	177	EXTRA POINTS	3-3	5-5
Sacked - Yards Lost	4-33	1-4	Kicking	3-3	5-5
Gross yards	308	181	FIELD GOALS	1-1	0-0
ATT-COMP-INT	35-21-1	27-17-0	RED ZONE EFF	1-1-100%	4-5-80%
Avg / Play	7.1	6.3	GOAL TO GO EFF	1-1-100%	2-3-67%
KICKOFFS-In EZ-TB	5-0-0	6-1-0	FINAL SCORE	24	35
PUNTS No. and Avg	6-47.2	5-43.4	TIME OF POSS	23:30	36:30

SAN DIEGO												PITTSBURGH											
Rushing	No	Yds	Avg	Lg	TD	Rushing	No	Yds	Avg	Lg	TD												
Sproles	11	15	1.4	8	0	Parker	27	146	5.4	27	2												

Passing															
A	C	Yds	S-L	TD	Lg	Int	Rt	A	C	Yds	S-L	TD	Lg	Int	Rt
Rivers	35	21	308	4-33	3	62t	1105.4	Russell	4	5	1.3	3	1	0	
							Davis	1	0	0.0	0	0	0	0	
							Leffwich	4	-2	-0.5	2	0	0	0	
							Clark	1	-4	-4.0	-4	0	0		

Receiving														
No	Yds	Avg	Lg	TD	No	Yds	Avg	Lg	TD	No	Yds	Avg	Lg	TD
Sproles	5	91	18.2	62t	1	Clark	1	-4	-4.0	-4	0	0	0	
Gates	5	59	11.8	21	0	Passing	A	C	Yds	S-L	TD	Lg	Int	Rt
Chambers	4	72	18.0	25	0	Roethlisberger	26	178	18.1	1-4	1	41	0	98.4
Jackson	2	49	24.5	41t	1	Leffwich	1	0	0.0	0	0	0	0	39.6
Hester	2	13	6.5	11	0									
Manumaleuna	1	14	14.0	14	0									
Bennett	1	6	6.0	6	0									
Naanee	1	4	4.0	4t	1									

INT														
No	Yds	Avg	Lg	TD	No	Yds	Avg	Lg	TD	No	Yds	Avg	Lg	TD
None					0	0	0	0	0	0	0	0	0	0
None					Davis	3	7	2.3	6	0	0	0	0	0
					Holmes	2	25	12.5	15	0	0	0	0	0
					Moore	2	12	6.0	9	0	0	0	0	0

Punting													
No	Yds	Avg	Net	TB	IG	Lg	No	Yds	Avg	Net	TB	IG	Lg
Scifres	6	283	47.2	35.0	0	1	53	INT					
							Footo	1	0	0.0	0	0	0

Punt Ret No Yds Avg FC Lg TD												
0	0	0	0	0	0	0	0	0	0	0	0	0
Sproles	2	4	2.0	2	0	4	0	0	0	0	0	0
Weddle	1	0	0.0	0	0	0	0	0	0	0	0	0

KO Ret No Yds Avg FC Lg TD											
0	0</										

2008 AFC Wild Card Playoffs

San Diego Chargers 23, Indianapolis Colts 17 (OT)

Saturday, Jan. 3, 2009 - Qualcomm Stadium (San Diego, CA)



The San Diego Chargers' miracle season of 2008 stayed alive as Bolts rallied from 17-14 fourth quarter deficit behind outstanding defensive effort and legs of Darren Sproles to defeat Indianapolis Colts, 23-17, in overtime in Saturday night home playoff game at Qualcomm Stadium. After trailing 7-0 and 10-7, Chargers rallied and led 14-10 at half. In third quarter, Colts caught Chargers off-guard while substituting defenders and made them pay with 72-yard TD pass from Peyton Manning to Reggie Wayne. San Diego's defense settled down though and did not allow Colts any more points. Key defensive stand late in fourth quarter, fueled by Tim Dobbins' sack of Manning at Colts' one-yard line, allowed offense time for one final drive in regulation. Philip Rivers drove Bolts to Colts' eight-yard line and Nate Kaeding's field goal from 26 yards out tied game with 31 seconds left. San Diego won coin toss in overtime and Rivers led offense on 11-play, 75-yard march that ended with 22-yard touchdown run by Sproles to win game in overtime. Sproles finished night with 328 all-purpose yards, third-most ever by player in NFL Playoff game. Dobbins' sack that enabled Bolts to begin comeback was first of his career.

Score by Quarters	Q1	Q2	Q3	Q4	OT	Total
Indianapolis Colts	7	3	7	0	0	17
San Diego Chargers	0	14	0	3	6	23

TM	Qtr	Time	Play Description (PAT & Drive)	IND	SD
IND	1	2:59	Addai 1 yd run (Vinatieri kick) [9-81, 5:02]	7	0
SD	2	10:15	Tomlinson 3 yd run (Kaeding kick) [4-44, 2:18]	7	7
IND	2	6:46	Vinatieri 43 yd Field Goal [8-42, 3:29]	10	7
SD	2	0:42	Sproles 9 yd run (Kaeding kick) [6-45, 2:19]	10	14
IND	3	8:10	Wayne 72 yd pass from Manning (Vinatieri kick) [5-91, 1:32]	17	14
SD	4	0:31	Kaeding 26 yd Field Goal [7-30, 1:17]	17	17
SD	5	8:40	Sproles 22 yd run [10-75, 6:20] [10-75, 6:20]	17	23

Attendance - 68,082

Team Statistics	IND	SD	IND	SD
TOTAL FIRST DOWNS	17	26	0	0
Rushing	5	11	FGS - PATS Blocked	0-0
Passing	11	12	Net Punting Avg.	31.5
Penalty	1	3	TOTAL RETURN YARDS	105
3RD DOWN EFF	6-15-40%	6-14-43%	Punt Returns	2-6
4TH DOWN EFF	0-1-0%	1-1-100%	Kickoff Returns	4-6
TOTAL NET YARDS	366	357	Interception Returns	1-36
Total Plays	65	73	PENALTIES No. and Yds	9-74
Average / Play	5.6	4.9	FUMBLES No. and Lost	0-0
NET YARDS RUSHING	64	167	TOUCHDOWNS	2
Total Plays	22	33	Rushing	1
Average / Play	2.9	5.1	Passing	1
TFLS - Yards Lost	1-1	3-5	EXTRA POINTS	2-2
NET YARDS PASSING	302	190	Kicking	2-2
Sacked - Yards Lost	1-8	4-27	FIELD GOALS	1-1
Gross Yards	310	217	RED ZONE EFF	1-1-100%
ATT-COMP-INT	42-25-0	36-20-1	GOAL TO GO EFF	1-1-100%
Avg / Play	7.0	4.8	SAFETIES	0
KICKOFFS-IN EZ-TB	5-3-1	4-0-0	FINAL SCORE	17
PUNTS No. and Avg	6-46.8	6-52.7	TIME OF POSSE	29:11

INDIANAPOLIS

SAN DIEGO

Rushing	No	Yds	Avg	Lg	TD	Rushing	No	Yds	Avg	Lg	TD
Addai	16	44	2.8	11	1	Sproles	22	105	4.8	22t	2
Rhodes	4	12	3.0	5	0	Tomlinson	5	25	5.0	13	1
Clark	1	9	9.0	9	0	Bennett	4	24	6.0	14	0
Manning	1	-1	-1.0	-1	0	Rivers	2	13	6.5	12	0

Passing A C Yds S-L TD Lg Int Rt Passing A C Yds S-L TD Lg Int Rt

Manning 42 25 310 1-8 1 72t 0 90 4 Rivers 36 20 217 4-27 0 30 1 61.9

Receiving	No	Yds	Avg	Lg	TD	Receiving	No	Yds	Avg	Lg	TD
Clark	7	33	4.7	9	0	Gates	8	87	10.9	30	0
Gonzalez	6	97	16.2	36	0	Sproles	5	45	9.0	17	0
Wayne	4	129	32.3	72t	1	Chambers	4	57	14.3	25	0
Addai	4	28	7.0	8	0	Naneane	1	15	15.0	15	0
Harrison	3	20	6.7	9	0	Bennett	1	7	7.0	7	0
Robinson	1	3	3.0	3	0	Hester	1	6	6.0	6	0

INT	No	Yds	Avg	Lg	TD	INT	No	Yds	Avg	Lg	TD
Bethae	1	36	36.0	36	0	None					

Punting No Yds Avg Net TB I20 Lg Punting No Yds Avg Net TB I20 Lg

Smith 6 281 46.8 31.5 1 0 63 Scifres 6 316 52.7 51.7 0 6 67

Punt Ret	No	Yds	Avg	FC	Lg	Punt Ret	No	Yds	Avg	FC	Lg
Ratiff	2	6	3.0	2	4	Sproles	3	72	24.0	0	28

KO Ret	No	Yds	Avg	Lg	TD	KO Ret	No	Yds	Avg	Lg	TD
Simpson	3	50	16.7	24	0	Sproles	4	106	26.5	32	0
Reid	1	13	13.0	13	0						

2007 AFC Championship Game

New England Patriots 21, San Diego Chargers 12

Sunday, Jan. 20, 2008 - Gillette Stadium (Foxborough, MA)



Despite playing with torn ACL in his right knee, Philip Rivers started and played entire game. Contest was played in sub-freezing weather with kickoff temperature of 23 degrees and wind-chill factor of nine degrees. Chargers were doomed by their inability to score touchdowns inside red zone, instead setting for four Nate Kaeding field goals. NFL rushing champion LaDainian Tomlinson, who was suffering from strained MCL in his left knee, tried to go, but was unable to complete game. Chargers struck first following Tom Brady interception. Chargers were also hurt by turnovers as second-quarter interception thrown by Rivers resulted in TD and 14-6 lead for Pats. Chargers made another run at Patriots in third quarter, intercepting Brady on opening drive. It would lead to one of game's most critical plays. After turnover, Chargers drove to New England's four, but on 3rd-and-1, Michael Turner was tackled for two-yard loss by former Bol Junior Seau and Chargers had to settle for another field goal. New England made Chargers pay three series later as Wes Welker caught six-yard pass from Brady and Patriots extended their lead to 21-12. After San Diego punt, New England took ball with 9:13 to play in fourth quarter and killed entire clock, overcoming 2nd-and-18 early in drive. With win, Patriots advanced to Super Bowl XLIII to face New York Giants.

Score by Quarters	Q1	Q2	Q3	Q4	Total
San Diego Chargers	3	6	3	0	12
New England Patriots	0	14	0	7	21

TM	Qtr	Time	Play Description (PAT & Drive)	SAN	NE
SD	1	2:55	Kaeding 26 yd Field Goal [7-32, 2:12]	3	0
NE	2	13:48	Maroney 1 yd run (Gostkowski kick) [10-65, 4:07]	3	7
SD	2	9:14	Kaeding 23 yd Field Goal [9-65, 4:34]	6	7
NE	2	3:51	Gaffney 12 yd pass from Brady (Gostkowski kick) [2-24, 0:45]	6	14
SD	2	0:08	Kaeding 40 yd Field Goal [6-43, 1:38]	9	14
SD	3	8:36	Kaeding 24 yd Field Goal [8-43, 3:56]	12	14
NE	4	12:15	Welker 6 yd pass from Brady (Gostkowski kick) [8-67, 4:17]	12	21

Attendance - 68,756

Team Statistics	SAN	NE	SAN	NE
TOTAL FIRST DOWNS	17	25	Blocked	0-0
Rushing	4	13	FGS - PATS Blocked	0-0
Passing	12	11	Net Punting Avg.	34.0
Penalty	1	1	TOTAL RETURN YARDS	114
3RD DOWN EFF	3-12-25%	7-13-54%	Punt Returns	3-16
4TH DOWN EFF	0-0-0%	0-0-0%	Kickoff Returns	4-84
TOTAL NET YARDS	311	347	Interception Returns	3-14
Total Plays	60	66	PENALTIES No. and Yds	1-5
Average / Play	5.2	5.3	FUMBLES No. and Lost	1-0
NET YARDS RUSHING	104	149	TOUCHDOWNS	0
Total Plays	22	31	Rushing	0
Average / Play	4.7	4.8	Passing	0
TFLS - Yards Lost	1-2	1-1	EXTRA POINTS	0-0
NET YARDS PASSING	207	198	Kicking	0-0
Sacked - Yards Lost	1-4	2-11	FIELD GOALS	4-4
Gross Yards	211	209	RED ZONE EFF	0-3-0%
ATT-COMP-INT	37-19-2	33-22-3	GOAL TO GO EFF	0-2-0%
Avg / Play	5.4	5.4	SAFETIES	0
KICKOFFS-IN EZ-TB	5-0	4-1-0	FINAL SCORE	12
PUNTS No. and Avg	5-38.0	4-40.0	TIME OF POSSE	26:40

SAN DIEGO

NEW ENGLAND

Rushing	No	Yds	Avg	Lg	TD	Rushing	No	Yds	Avg	Lg	TD
Turner	17	65	3.8	12	0	Maroney	25	122	4.9	20	1
Sproles	3	34	11.3	26	0	Moss	1	14	14.0	14	0
Tomlinson	2	5	2.5	3	0	Faulk	1	8	8.0	8	0
						Evans	2	7	3.5	4	0

Passing A C Yds S-L TD Lg Int Rt Brady 2 -2 -1.0 -1 0

Rivers 37 19 211 1-4 0 21 2 46.1

Receiving	No	Yds	Avg	Lg	TD	Receiving	No	Yds	Avg	Lg	TD
Chambers	7	90	12.9	20	0	Brady	33	22	209	2-11	2
Jackson	6	93	15.5	21	0	Samuel	1	10	10.0	10	0
Gates	2	17	8.5	9	0	Hobbs	1	-3	-3.0	-3	0
Sproles	2	5	2.5	4	0	Watson	1	8	8.0	8	0
Turner	1	5	5.0	5	0	Gaffney	1	12	12.0	12t	1
Tomlinson	1	1	1.0	1	0	Maroney	1	9	9.0	9	0
						Faulk	0	0	0.0	2	0

INT	No	Yds	Avg	Lg	TD	INT	No	Yds	Avg	Lg	TD
Florence	1	7	7.0	7	0	None					
Cromartie	1	7	7.0	7	0						
Jammer	1	0	0.0	0	0						

Punting No Yds Avg Net TB I20 Lg Punting No Yds Avg Net TB I20 Lg

Scifres 5 190 38.0 34.0 1 2 49 Hobbs 1 -3 -3.0 -3 0

Punt Ret	No	Yds	Avg	FC	Lg	Punt Ret	No	Yds	Avg	FC	Lg
Sproles	3	16	5.3	0	13	Hanson	4	160	40.0	36.0	0

KO Ret	No	Yds	Avg	Lg	TD	KO Ret	No	Yds	Avg	FC	Lg	TD
Sproles	4	84	21.0	23	0	Welker	0	0	0.0	1	0	0
						Faulk	0	0	0.0	2	0	0

KO Ret	No	Yds	Avg	Lg	TD
Maroney	2	43	21.5	22	0
Hobbs	2	39	19.5	24	0

2007 AFC Divisional Playoffs

San Diego Chargers 28, Indianapolis Colts 24

Sunday, Jan. 13, 2008 - RCA Dome (Indianapolis, IN)



The Chargers advanced to AFC Championship game in New England with 28-24 win in final-ever game at RCA Dome. contest included multiple lead changes that were sparked by handful of reserves who were forced into action after key starters were sidelined with injuries. Down 7-0, Philip Rivers threw interception and Colts drove to Chargers' 17-yard line, but Antonio Cromartie forced fumble by Marvin Harrison to end threat. Chargers capitalized, tying game on touchdown pass from Rivers to Vincent Jackson. Late in second quarter, Cromartie snagged his second takeaway when slightly overthrown Peyton Manning pass went off Reggie Wayne's fingertips. Cromartie returned interception 89 yards for what appeared to be go-ahead score, but holding call during return brought play back to midfield and teams went to locker room with first 10-7. Chargers scored on their opening possession of second half and took their lead up at 14-10. Indianapolis then drove to Chargers' four, but rookie safety Eric Weddle intercepted pass intended for Kenton Keith. On last play of third quarter, Rivers tossed his third touchdown pass of day, short screen that Darren Sproles took 56 yards to house, but euphoria of 21-17 lead was temporarily dampened as Rivers left game with sprained right knee suffered on play. With Rivers out, LaDainian Tomlinson also battling sore knee and Colts retaking lead 24-21, backups Billy Volek and Michael Turner were called on to carry load. And they delivered with Volek giving Chargers lead one final time on one-yard quarterback sneak with 4:54 remaining. Colts had two late tries to reclaim lead, but Bolts defense buckled down with two steps on downs, including one at Chargers' seven yard line and another that started far down field thanks to 66-yard punt by Mike Scifres as Chargers held on for victory.

Score by Quarters	Q1	Q2	Q3	Q4	Total
San Diego Chargers	0	7	14	7	28
Indianapolis Colts	7	3	7	7	24

Tm	Qtr	Time	Play Description (PAT & Drive)	SD	IND
IND	1	9:13	Clark 25 yd pass from Manning (Vinatieri kick) (9-76, 5:47)	0	7
SD	2	8:38	Jackson 14 yd pass from Rivers (Weddle kick) (10-78, 7:16)	7	7
IND	2	5:10	Vinatieri 46 yd Field Goal (8-44, 3:28)	7	10
SD	3	11:33	Chambers 30 yd pass from Rivers (Kaeeding kick) (6-83, 3:27)	14	10
IND	3	2:53	Wayne 9 yd pass from Manning (Vinatieri kick) (5-50, 3:02)	14	17
SD	3	0:00	Sproles 56 yd pass from Rivers (Kaeeding kick) (5-74, 2:53)	21	17
IND	4	10:07	Gonzalez 55 yd pass from Manning (Vinatieri kick) (3-56, 0:43)	21	24
SD	4	4:50	Volek 1 yd run (Kaeeding kick) (8-78, 5:17)	28	24

Attendance - 56,950		
Team Statistics		
SD	IND	
TOTAL FIRST DOWNS	29	20
Rushing	4	4
Passing	21	14
Penalty	4	4
3RD DOWN EFF	3-11-27%	6-10-60%
4TH DOWN EFF	2-4-50%	0-0-0%
TOTAL NET YARDS	446	411
Total Plays	66	53
Average / Play	6.8	7.8
NET YARDS RUSHING	44	99
Total Plays	18	30
Average / Play	2.4	3.3
TFLS - Yards Lost	3-9	0
NET YARDS PASSING	402	312
Sacked - Yards Lost	0-0	0
Gross yards passing	402	312
ATT-COMP-INT	48-33-2	23-17-1
Avg. / Play	8.4	13.6
KICKOFFS IN EZ-2B	5-5-1	5-2-0
PUNTS No. and Avg	1-49.0	3-59.0

SAN DIEGO										INDIANAPOLIS									
Rushing	No	Yds	Avg	Lg	TD	Rushing	No	Yds	Lg	TD									
Turner	17	71	4.2	19	0	Adlai	13	43	3.3	10									
Tomlinson	7	28	4.0	8	0	Keith	4	7	1.8	5									
Sproles	1	1	1.0	1	0	Manning	1	-6	-6.0	-6									
Rivers	2	0	0.0	1	0														
Volek	3	-1	0.3	1t	1	Passing	A	C	Yds	S-L	TD	Lg	Int	Rt					
						Manning	48	33	402	0-0	3	55t	2	297.7					
						Wayne	7	76	10.9	21	1								
						Clark	6	95	15.8	25t	1								
						Gonzalez	4	79	19.8	55t	1								
						Harrison	2	27	13.5	17	0								
						Keith	2	23	11.5	18	0								
						Utecht	1	20	20.0	20	0								
						Aromashodu	1	13	13.0	13	0								
						Fletcher	1	2	2.0	2	0								
						INT	No	Yds	Avg	Lg	TD								
						Hayden	1	1	1.0	1	0								
						Punting	No	Yds	Avg	Net	TB	I20	Lg						
						Smith	1	49	49.0	29.0	1	0	49						
						Rushing	3	46	15.3	0	22	0							
						Punt Ret	No	Yds	Avg	FC	Lg	TD							
						Scifres	3	177	59.0	43.7	0	0	66						
						KO Ret	No	Yds	Avg	Lg	TD								
						Rushing	5	129	25.8	37	0								
						KO Ret	No	Yds	Avg	Lg	TD								
						Sproles	4	99	24.8	30	0								
						Cromartie	0	4	0.0	4	0								

2007 AFC Wild Card Playoffs

San Diego Chargers 17, Tennessee Titans 6

Sunday, Jan. 6, 2008 - Qualcomm Stadium (San Diego, CA)



The Chargers won their first playoff game since 1995 on cold day with intermittent rain showers before capacity crowd at Qualcomm Stadium. Bolts overcame slow start and 6-0 deficit at half to rally and outscore Titans 17-0 in third and fourth quarters to win game, 17-6. Chris Chambers and Vincent Jackson became first pair of Chargers to each record more than 100 yards receiving in playoff game since 1983 as Chambers went for 121, while Jackson tallied career-high 114, including touchdown catch that proved to be eventual game winner. Nate Keating field goal to open third quarter made score 6-3 and after defensive stop, Philip Rivers tossed 25-yard TD pass to Jackson for 10-6 lead. Tennessee drove deep into San Diego territory on their next drive, but Rob Brown pushed 38-yard field goal wide to left and Chargers made them pay. Rivers engineered 12-play, 72-yard drive and LaDainian Tomlinson scored from one yard out on fourth-and-one play to put game away. Chambers 39-yard catch on third-and-10 play set up score. Late in game Tennessee was stymied in its comeback effort by three set-out and Drayton Florence interception. Titans finished their year 10-7, while Chargers advanced to face Indianapolis in AFC Divisional Playoff round.

Score by Quarters	Q1	Q2	Q3	Q4	Total
Tennessee Titans	3	3	0	0	6
San Diego Chargers	0	0	10	7	17

Tm	Qtr	Time	Play Description (PAT & Drive)	TEN	SD
TEN	1	9:37	Bironas 30 yd Field Goal (13-61, 5:23)	3	0
TEN	2	0:00	Bironas 44 yd Field Goal (11-39, 3:06)	6	0
SD	3	9:41	Kaeing 20 yd Field Goal (12-86, 5:19)	6	3
SD	3	2:35	Jackson 25 yd pass from Rivers (Kaeeding kick) (7-78, 3:54)	6	10
SD	4	8:45	Tomlinson 1 yd run (Kaeeding kick) (12-72, 5:18)	6	17

Attendance - 65,640	
Team Statistics	
TEN	SD
TOTAL FIRST DOWNS	15
Rushing	6
Passing	9
Penalty	0
3RD DOWN EFF	9-16-56%
4TH DOWN EFF	0-0-0%
TOTAL NET YARDS	248
Total Plays	62
Average / Play	4.0
NET YARDS RUSHING	119
Total Plays	30
Average / Play	4.0
TFLS - Yards Lost	1-3
NET YARDS PASSING	129
Sacked - Yards Lost	3-9
Gross Yards	138
ATT-COMP-INT	29-16-1
Avg. / Play	4.0
KICKOFFS IN EZ-2B	2-0-0
PUNTS No. and Avg	5-39.6

TENNESSEE										SAN DIEGO									
Rushing	No	Yds	Avg	Lg	TD	Rushing	No	Yds	Avg	Lg	TD								
White	19	69	3.6	13	0	Tomlinson	21	42	2.0	12	1								
Hall	3	14	4.7	11	0	Turner	9	28	3.1	11	0								
Brown	4	13	3.3	5	0	Rivers	2	-2	-1.0	-1	0								
Young	2	12	6.0	9	0														
Davis	1	11	11.0	11	0	Passing	A	C	Yds	S-L	TD	Lg	Int	Rt					
Henry	1	0	0.0	0	0	Rivers	30	19	292	10	1	39	19.2	6					

Passing										Receiving									
A	C	Yds	S-L	TD	Lg	Int	Rt	Receiving	No	Yds	Avg	Lg	TD						
Young	29	16	138	3-9	0	26	153.5	Chambers	6	121	20.2	39	0						
								Jackson	5	114	22.8	34	1						
								Tomlinson	3	19	6.3	9	0						
								Mannulaeuna	2	18	9.0	9	0						
								Gates	2	15	7.5	16	0						
								Hartsoc	3	16	5.3	6	0						
								Ealy	2	17	8.5	9	0						
								Davis	2	11	5.5	7	0						
								Gage	1	19	19.0	19	0						
								Hall	1	16	16.0	16	0						
								White	1	-3	-3.0	-3	0						
								Punting	No	Yds	Avg	Net	TB	I20	Lg				
								Scifres	4	163	40.8	37.0	0	2	54				
								INT	No	Yds	Avg	Lg	TD						
								Finnegan	1	0	0.0	0	0						
								Punt Ret	No	Yds	Avg	FC	Lg	TD					
								Sproles	2	12	6.0	2	10	0					
								Punting	No	Yds	Avg	FC	Lg	TD					
								Henrich	5	198	39.6	37.2	0	0	43				
								Punt Ret	No	Yds	Avg	FC	Lg	TD					
								Davis	2	15	7.5	1	8	0					
								KO Ret	No	Yds	Avg	Lg	TD						
								Henry	4	71	17.8	21	0						

2006 AFC Divisional Playoffs

New England Patriots 24, San Diego Chargers 21

Sunday, Jan. 14, 2007 - Qualcomm Stadium (San Diego, CA)



The Chargers' record-breaking season came to end in heart-breaking fashion when New England Patriots overcame eight point deficit in fourth quarter to defeat Chargers, 24-21, in AFC Divisional Playoff game before record crowd of 68,810 in San Diego. After sluggish start by both teams, San Diego took 14-3 lead in second quarter on touchdown runs by LaDainian Tomlinson and Michael Turner, but Bills defense gave up late score and Patriots trailed only 14-10 at half. New England added field goal in third quarter to climb within point, but Chargers drove 83 yards in nine plays early in fourth and took 21-13 lead when Tomlinson scored from three yards out, game appeared to be all but over when Marlon McCree intercepted Tom Brady on following drive, but Patriots' Troy Brown stripped McCree during runback and Patriots recovered. Five plays later, Reche Caldwell caught four-yard touchdown pass and Pats tied it up on successful two-point conversion. Chargers got ball back with chance to reclaim lead but instead went three-and-out and New England took 24-21 lead on 31-yard field goal with 1:10 left in quarter. Chargers rallied one last time, but Nate Kaeding's 54-yard field goal attempt with just seven seconds left came up short and Patriots escaped with win.

Score by Quarters	Q1	Q2	Q3	Q4	Total
New England Patriots	3	7	3	11	24
San Diego Chargers	0	14	0	7	21

TM	Qtr	Time	Play Description (PAT & Drive)	NE	SD
NE	1	0:40	Gostkowski 50 yd Field Goal (9-33, 4:35)	3	0
SD	2	7:19	Tomlinson 2 yd run (Kaeding kick) (9-48, 4:31)	3	7
SD	2	2:04	Turner 6 yd run (Kaeding kick) (4-77, 2:23)	3	14
NE	2	0:08	Gaffney 6 yd pass from Brady (Gostkowski kick) (11-72, 1:56)	10	14
NE	3	2:11	Gostkowski 34 yd Field Goal (7-15, 3:09)	13	14
SD	4	8:35	Tomlinson 3 yd run (Kaeding kick) (9-83, 4:44)	13	21
NE	4	4:36	Caldwell 4 yd pass from Brady (Faulk run) (5-32, 1:40)	21	21
NE	4	1:10	Gostkowski 31 yd Field Goal (8-72, 2:20)	24	21

Attendance - 68,810

Team Statistics		NE	SD	NE	SD
TOTAL FIRST DOWNS					
Rushing	3	12	Fgs - PATs Blocked	0	0
Passing	12	9	Net Punting Avg.	39.3	36.6
Penalty	3	0	TOTAL RETURN YARDS	70	152
3RD DOWN EFF	4-17-24%	5-14-36%	Punt Returns	1-0	5-34
4TH DOWN EFF	0-1-0%	1-2-50%	Kickoff Returns	4-0	5-91
TOTAL NET YARDS	327	352	Interception Returns	1-0	3-27
Total Plays	74	68	PENALTIES No. and Yds	4-6	6-64
Average / Play	4.4	5.2	FUMBLES No. and Lost	2-0	3-3
NET YARDS RUSHING	51	148	TOUCHDOWNS	2	3
Total Plays	21	33	Rushing	0	3
Average / Play	2.4	4.5	Passing	2	0
TFLS - Yards Lost	3-7	1-7	Kicking	1-1	3-3
NET YARDS PASSING	276	204	Rushing	1-1	0-0
Sacked - Yards Lost	2-4	3-26	FIELD GOALS	3-3	0-1
Gross Yards	280	230	RED ZONE EFF	2-4-50%	3-3-100%
ATT-COMP-INT	51-27-3	32-14-1	GOAL TO GO EFF	1-1-100%	2-2-100%
Avg. / Play	5.2	5.8	SAFETIES	0	0
KICKOFFS-In EZ-TB	6-0-0	4-0-0	FINAL SCORE	24	21
PUNTS No. and Avg	7-44.1	7-36.6	TIME OF POSS	29:06	30:54
Blocked	0	0			

NEW ENGLAND

Rushing	No	Yds	Avg	Lg	TD
Faulk	6	25	4.2	7	0
Dillon	8	18	2.3	5	0
Maroney	5	5	1.0	5	0
Brady	2	3	1.5	4	0

Passing	A	C	Yds	S-L	TD	Lg	Int
Brady	51	27	280	2-4	2	49	3:57

Receiving	No	Yds	Avg	Lg	TD
Gaffney	10	103	10.3	17	1
Caldwell	7	80	11.4	49	1
Brown	5	39	7.8	12	0
Graham	2	38	19.0	19	0
Faulk	2	11	5.5	6	0
Watson	1	9	9.0	9	0

INT	No	Yds	Avg	Lg	TD
Colvin	1	0	0.0	0	0

Punting	No	Yds	Avg	Net	TB	I20	Lg
Sauerbrun	7	309	44.1	39.3	0	1	56

Punt Ret	No	Yds	Avg	FC	Lg	TD
Faulk	1	0	0.0	1	0	0
Brown	0	0	0.0	2	0	0

KO Ret	No	Yds	Avg	Lg	TD
Maroney	2	37	18.5	25	0
Hobbs	2	33	16.5	18	0

SAN DIEGO

Rushing	No	Yds	Avg	Lg	TD
Tomlinson	23	123	5.3	15	2
Turner	3	24	8.0	17	1
Neal	3	5	1.7	3	0
Rivers	3	3	1.0	2	0
Parker	1	-7	-7.0	-7	0

Passing	A	C	Yds	S-L	TD	Lg	Int
Rivers	32	14	2303	26	0	58	1:55.5

Receiving	No	Yds	Avg	Lg	TD
Gates	6	61	10.2	19	1
Tomlinson	2	64	32.0	58	0
Jackson	2	43	21.5	31	0
Parker	2	42	21.0	21	0
Neal	2	20	10.0	11	0

INT	No	Yds	Avg	Lg	TD
Florence	1	17	17.0	17	0
Edwards	1	9	9.0	9	0
McCree	1	1	1.0	1	0

Punting	No	Yds	Avg	Net	TB	I20	Lg
Sciffes	7	256	36.6	36.6	0	5	51

Punt Ret	No	Yds	Avg	FC	Lg	TD
Parker	5	34	6.8	2	13	0

KO Ret	No	Yds	Avg	Lg	TD
Turner	3	75	25.0	32	0
Cromartie	1	15	15.0	15	0
McKinney	1	1	1.0	1	0

2004 AFC Wild Card Playoffs

New York Jets 20, San Diego Chargers 17 (OT)

Saturday, Jan. 8, 2005 - Qualcomm Stadium (San Diego, CA)



The Chargers' 2004 postseason came to early end as in 20-17 overtime loss to New York Jets in Wild Card Playoff Game at Qualcomm Stadium. sellout crowd of 67,536 braved elements as Drew Brees led furious fourth quarter comeback during which Chargers outscored New York 10-0 to send game into overtime. Given new life by roughing-the-passer penalty on what appeared to be San Diego's last play of game, Brees found Antonio Gates in end zone for one-yard touchdown pass with 11 seconds left to send game to extra period. It was only second overtime playoff game in team history. Both teams traded possessions in extra period before Nate Kaeding's game-winning attempt from 40 yards sailed wide right, opening door for Kaeding to drive down and kick game winner with five seconds left in overtime. Keenan McCardell scored game's first touchdown on 26-yard catch. He was initially ruled out of bounds, but San Diego challenged call and ruling was reversed. It was McCardell's sixth-career touchdown catch in post-season. Brees opened game by completing his first eight passes and on McCardell touchdown drive, he was 5 of 5 for 61 yards and touchdown. He finished night 31 of 42 (738), setting team playoff record for completion percentage.

Score by Quarters	Q1	Q2	Q3	Q4	OT	Total
New York Jets	0	7	10	0	3	20
San Diego Chargers	0	7	0	10	0	17

TM	Qtr	Time	Play Description (PAT & Drive)	NYJ	SD
SD	2	9:26	McCardell 26 yd pass from Brees (Kaeding kick) (13-88, 8:25)	0	7
NYJ	2	2:54	Becht 13 yd pass from Pennington (Brien kick) (5-37, 2:19)	7	7
NYJ	3	10:29	Moss 47 yd pass from Pennington (Brien kick) (5-75, 3:31)	14	7
NYJ	3	1:23	Brien 42 yd field goal (8-42, 5:31)	17	7
SD	4	10:43	Kaeding 35 yd field goal (12-54, 5:40)	17	10
SD	4	0:11	Gates 1 yd pass from Brees (Kaeding kick) (10-80, 4:35)	17	17
NYJ	5	0:05	Brien 28 yd field goal (8-60, 4:14)	20	17

Attendance - 67,536

Team Statistics		NYJ	SD	PUNTS - No.-Avg	NYJ	SD
TOTAL FIRST DOWNS						
Rushing	3	11	Blocked	0	0	0
Passing	14	13	Net Punting Avg.	33.6	36.4	
Penalty	3	2	TOTAL RETURN YARDS	88	96	
3RD DOWN EFF	5-13-38%	6-15-40%	Punt Returns	0-0	2-11	
4TH DOWN EFF	0-0-0%	0-0-0%	Kickoff Returns	3-66	5-85	
TOTAL NET YARDS	396	408	Interception Returns	1-2	0-0	
Total Plays	63	77	PENALTIES No. and Yds	4-49	9-75	
Average / Play	6.3	5.3	FUMBLES No. and Lost	0-0	1-0	
NET YARDS RUSHING	126	100	TOUCHDOWNS	2	2	
Attempts / Play	28	33	Rushing	0	0	
Average / Play	4.5	3.0	Passing	2	2	
TFLS - Yards Lost	0-0	3-5	EXTRA POINTS	2-2	2-2	
NET YARDS PASSING	270	308	FIELD GOALS	2-3	1-2	
Sacked - Yards Lost	2-9	2-11	RED ZONE EFF	1-3-33%	1-2-50%	
Gross Yards	279	319	GOAL TO GO EFF	0-0-0%	1-1-100%	
ATT-COMP-INT	33-23-0	42-31-1	SAFETIES	0	0	
Avg. / Play	7.7	7.0	FINAL SCORE	20	17	
KICKOFFS-In EZ-TB	5-0-0	4-1-1	TIME OF POSS	35:39	39:16	

NEW YORK JETS

Rushing	No	Yds	Avg	Lg	TD
Martin	18	66	3.7	12	0
Jordan	7	50	7.1	19	0
Pennington	3	10	3.3	6	0

Passing	A	C	Yds	S-L	TD	Lg	Int
Pennington	33	23	279	2-9	2	47	0:15.6

Receiving	No	Yds	Avg	Lg	TD
McCareins	8	87	10.9	21	1
Moss	4	100	25.0	47	1
Martin	4	47	11.8	23	0
Jordan	3	18	6.0	13	0
Baker	2	7	3.5	4	0
Becht	1	13	13.0	13	1
Carter	1	7	7.0	7	0

INT	No	Yds	Avg	Lg	TD
None	0	0	0.0	0	0

Punting	No	Yds	Avg	Net	TB	I20	Lg
Gowin	5	199	39.8	33.6	1	2	47


Punt Ret	No	Yds	Avg	FC	Lg	TD
Moss	0	0	0.0	3	0	0

KO Ret	No	Yds	Avg	Lg	TD
Cotcher	3	66	22.0	25	0

1995 AFC Wild Card Playoffs

Indianapolis Colts 35, San Diego Chargers 20

Sunday, Dec. 31, 1995 - Jack Murphy Stadium (San Diego, CA)



The Colts came to San Diego for New Year's Eve showdown and knocked defending AFC Champions out of playoffs in Wild Card round with 35-20 win at Jack Murphy Stadium. Chargers outgained Indianapolis in total yardage, 429 to 333, but Colts chalked up 178 yards rushing, including 147 yards and two touchdowns by rookie running back Zack Crockett. Game was seesaw battle that included six lead changes, however Indianapolis scored two touchdowns in fourth quarter to seal win. Stan Humphries finished day with 292 yards passing and two touchdowns, but four interceptions proved costly in defeat.

Score by Quarters	Q1	Q2	Q3	Q4	Total
Indianapolis Colts	0	14	7	14	35
San Diego Chargers	3	7	7	3	20

Tm	Qtr	Time	Play Description (PAT & Drive)	IND	SD
IND	1	9:28	Carney 28 yd field goal (9-30, 3:25)	0	3
SD	2	14:03	Dilger 2 yd pass from Harbaugh (Blanchard kick) (8-27, 3:45)	7	3
SD	2	5:48	Pupunu 6 yd pass from Humphries (Carney kick) (18-68, 8:15)	7	10
IND	2	1:47	Crockett 33 yd run (Blanchard kick) (8-80, 4:01)	14	10
SD	3	4:20	Jefferson 11 yd pass from Humphries (Carney kick) (12-90, 6:50)	14	17
IND	3	:41	Dawkins 42 yd pass from Harbaugh (Blanchard kick) (7-81, 3:39)	21	17
SD	4	11:53	Carney 30 yd field goal (8-55, 3:48)	21	20
IND	4	11:28	Crockett 66 yd run (Blanchard kick) (1-66, 0:25)	28	20
IND	4	6:55	Harbaugh 3 yd run (Blanchard kick) (6-23, 3:31)	35	20

Team Statistics	IND	SD	IND	SD	
TOTAL FIRST DOWNS	19	27	PUNTS No. and Avg.	5-37.4	2-54.5
Rushing	10	7	Blocked	0	0
Passing	9	20	TOTAL RETURN YARDS	243	133
Penalty	0	0	Punt Returns	2-52	0-0
3RD DOWN EFF	8-13-62%	10-17-59%	Kickoff Returns	5-110	6-133
TOTAL NET YARDS	333	429	Interception Returns	-81	-1
Total Plays	58	80	PENALTIES No. and Yds	-30	-4-24
Average / Play	5.7	5.4	FUMBLES No. and Lost	2-0	0-0
NET YARDS RUSHING	178	145	TOUCHDOWNS	5	2
Total Plays	29	32	Rushing	3	0
Average / Play	6.1	4.5	Passing	2	2
NET YARDS PASSING	155	284	Returns	0	0
Sacked - Yards Lost	2-20	1-8	EXTRA POINTS	5-5	2-2
Gross Yards	175	292	FIELD GOALS	0-0	2-2
ATT-COMP-INT	27-16-1	47-23-4	FINAL SCORE	35	20
Avg. / Play	5.3	5.9	TIME OF POSS	28:51	31:09
KICKOFFS-In EZ-TB	6-1-0	5-3-0			

INDIANAPOLIS					SAN DIEGO						
Rushing	No	Yds	Avg	Lg	TD	Rushing	No	Yds	Avg	Lg	TD
Crockett	13	147	11.3	66	2	Hayden	18	80	4.4	15	0
Faulk	1	16	16.0	16	0	Humphries	4	32	8.0	17	0
Harbaugh	5	10	2.0	7	1	Fletcher	3	23	7.7	20	0
Warren	10	5	0.5	4	0	Means	6	11	1.8	5	0
						Harmon	1	-1	-1.0	-1	0

Passing											Receiving													
A	C	Yds	S-L	TD	Lg	Int	Rt	A	C	Yds	S-L	TD	Lg	Int	Rt	A	C	Yds	S-L	TD	Lg	Int	Rt	
Harbaugh	27	16	175	2-20	2	42t	1	87.7	Humphries	47	23	292	1-8	2	26	4	47.5	Turner	5	64	12.8	21	0	
									Harmon	10	133	13.3	24	0				Warren	4	45	11.3	17	0	
									Martin	3	39	13.0	18	0				Dawkins	2	49	24.5	42t	1	
									Jefferson	3	33	11.0	12	1				Crockett	2	10	5.0	6	0	
									Pupunu	3	26	13.0	13	1				Dilger	2	9	4.5	7	1	
									Fletcher	2	42	21.0	26	0				Humphrey	1	-2	-2.0	-2	0	
									Seay	2	19	9.5	11	0										

Punting											Punt Ret														
No	Yds	Avg	TB	I20	Lg	TD	No	Yds	Avg	FC	Lg	TD	No	Yds	Avg	FC	Lg	TD	No	Yds	Avg	FC	Lg	TD	
Gardecki	5	187	37.4	1	2	39	Coleman	0	0	0	0	0	KO Ret	No <th>Yds</th> <th>Avg</th> <th>FC</th> <th>Lg</th> <th>TD</th> <th>Coleman</th>	Yds	Avg	FC	Lg	TD	Coleman	6	133	22.2	28	0

KO Ret											INT														
No	Yds	Avg	Lg	TD	No	Yds	Avg	Lg	TD	No	Yds	Avg	Lg	TD	No	Yds	Avg	Lg	TD	No	Yds	Avg	Lg	TD	
Bailey	2	44	22.0	25	0	Sanders	1	15	15.0	15	0		Wagner	4	195	48.8	0	0	55	Willmsmeyer	5	199	39.8	0	2
Warren	2	38	19.0	22	0	Cook	1	1	1.0	1	0									Carter	2	12	6.0	0	1
Humphrey	1	28	28.0	28	0	Davis	1	0	0.0	0	0														

Super Bowl XXIX

San Francisco 49ers 49, San Diego Chargers 26

Sunday, Jan. 29, 1995 - Joe Robbie Stadium (Miami, FL)



The Chargers were no match for high-powered San Francisco offense as 49ers scored early and often en route to handing San Diego 49-26 defeat. Steve Young passed for four first-half touchdowns as 49ers jumped out to 28-10 lead at halftime. Barrage continued in second half and Young finished night with 325 yards and six touchdown passes. Chargers' offense was forced to play catch-up most of game, and as result, quarterback Stan Humphries passed 49 times, completing 24 for 275 yards with one touchdown, but two interceptions proved costly. Natrone Means became youngest player in Super Bowl history to score touchdown when 22-year-old dived over 49ers' defense for a one-yard scoring plunge in first quarter. Chargers rookie Andre Coleman tied Super Bowl record for longest kickoff return when he went 98 yards for touchdown in third quarter. Following kickoff return, Humphries passed to Mark Seay for first two-point conversion in Super Bowl history. Later, after 30-year Humphries to Tony Martin touchdown pass late in fourth quarter, Humphries completed his second two-point conversion of game, this time to Alfred Pupunu. Linebackers Dennis Gibson and Junior Seau led Chargers with 11 tackles apiece, while Seau added sack. Raylew Johnson paced Chargers with two sacks.

Score by Quarters	Q1	Q2	Q3	Q4	Total
San Diego Chargers	7	3	8	8	26
San Francisco 49ers	14	14	14	7	49

Tm	Qtr	Time	Play Description (PAT & Drive)	SD	SF
SF	1	13:36	Rice 44 yd pass from Young (Brien kick) (3-39, 1:24)	0	7
SF	1	10:05	Watters 51 yd pass from Young (Brien kick) (4-79, 1:53)	0	14
SD	1	2:44	Means 1 yd run (Carney kick) (13-78, 7:21)	7	14
SF	2	13:02	Floyd 5 yd pass from Young (Brien kick) (10-70, 4:42)	7	21
SF	2	4:44	Watters 8 yd pass from Young (Brien kick) (9-49, 4:51)	7	28
SD	2	1:44	Carney 31 yd field goal (8-62, 3:00)	10	28
SF	3	9:35	Watters 9 yd run (Brien kick) (7-62, 3:45)	10	35
SF	3	3:18	Rice 15 yd pass from Young (Brien kick) (10-67, 4:07)	10	42
SD	3	3:01	Coleman 98 yd kickoff return (Seay pass from Humphries)	18	42
SF	4	13:49	Rice 7 yd pass from Young (Brien kick) (6-32, 1:19)	18	49
SD	4	2:25	Martin 30 yd pass from Humphries (Pupunu pass from Humphries) (8-67, 1:56)	26	49

Team Statistics	SD	SF	SD	SF	
TOTAL FIRST DOWNS	20	28	PUNTS No. and Avg.	4-48.8	5-39.8
Rushing	5	10	Blocked	0	0
Passing	14	17	TOTAL RETURN YARDS	243	76
Penalty	1	1	Punt Returns	3-1	2-12
3RD DOWN EFF	6-16-38%	7-13-54%	Kickoff Returns	8-242	4-48
TOTAL NET YARDS	354	449	Interception Returns	0	3-16
Total Plays	76	73	PENALTIES No. and Yds	-63	-3-18
Average / Play	4.7	6.2	FUMBLES No. and Lost	1-0	2-0
NET YARDS RUSHING	67	133	TOUCHDOWNS	3	7
Total Plays	19	32	Rushing	1	1
Average / Play	3.5	4.2	Passing	1	6
NET YARDS PASSING	287	316	Returns	1	0
Sacked - Yards Lost	2-18	3-15	EXTRA POINTS	3-3	7-7
Gross Yards	305	331	FIELD GOALS	1-1	0-1
ATT-COMP-INT	55-27-3	38-25-0	FINAL SCORE	26	49
Avg. / Play	5.0	7.7	TIME OF POSS	28:29	31:31

SAN DIEGO											SAN FRANCISCO										
Rushing	No	Yds	Avg	Lg	TD	Rushing	No	Yds	Avg	Lg	TD	Rushing	No	Yds	Avg	Lg	TD				
Means	13	33	2.5	11	1	Young	5	49	9.8	21	0	Young	15	149	14.9	44t	3				
Harmon	2	10	5.0	10	0	Watters	15	47	3.1	13	1	Harmon	2	10	5.0	10	0				
Jefferson	1	10	10.0	10	0	Floyd	9	32	3.6	6	0	Jefferson	1	10	10.0	10	0				
Gilbert	1	8	8.0	8	0	Rice	1	10	10.0	10	0	Bienemy	1	3	3.0	3	0				
Humphries	1	3	3.0	3	0	Carter	2	-5	-2.5	1	0	Humphries	1	3	3.0	3	0				

Passing											Receiving												
A	C	Yds	S-L	TD	Lg	Int	Rt	A	C	Yds	S-L	TD	Lg	Int	Rt	A	C	Yds	S-L	TD	Lg	Int	Rt
Humphries	49	24	275	2-18	1	33	2	56.1	Musgrave	1	1	6	0	0	1	6	0	0	0	0	0	0	0
Gilbert	6	3	30	0-0	0	20	125.0	Grbac	1	0	0	0	0	0	0	0	0	0	0	0	0	0	

Punting											Punt Ret														
No	Yds	Avg	TB	I20	Lg	TD	No	Yds	Avg	FC	Lg	TD	No	Yds	Avg	FC	Lg	TD	No	Yds	Avg	FC	Lg	TD	
Wagner	4	195	48.8	0	0	55	Gordon	3	1	0.3	2	1	0	KO Ret	No <th>Yds</th> <th>Avg</th> <th>FC</th> <th>Lg</th> <td>Carter</td> <td>4</td> <td>48</td> <td>12.0</td> <td>18</td> <td>0</td>	Yds	Avg	FC	Lg	Carter	4	48	12.0	18	0

1994 AFC Championship Game

San Diego Chargers 17, Pittsburgh Steelers 13

Sunday, Jan. 15, 1995 - Three Rivers Stadium (Pittsburgh, PA)



The Chargers advanced to Super Bowl for first time in franchise history with stunning 17-13 upset victory over heavily-favored Pittsburgh Steelers in Three Rivers Stadium. San Diego started game slowly and Pittsburgh led Bolts 10-3 at end of first half, while outgaining San Diego in total yardage, 229 to 46. Steelers opened second half with field goal to extend lead to 13-3. Later in quarter, Stan Humphries connected with Al Pupunu on 43-yard touchdown strike to close gap to 13-10. score remained as such until late in fourth quarter when Humphries threw another 43-yard touchdown pass, this one to Tony Martin, and Bolts claimed their first lead of game at 17-13. Pittsburgh took ensuing kickoff and drove to Chargers' nine-yard line with two minutes left in game, but San Diego's defense stood Steeler on downs, including dramatic pass defense on fourth down by linebacker Dennis Gibson that sealed victory and silenced Three Rivers crowd.

Score by Quarters	Q1	Q2	Q3	Q4	Total
San Diego Chargers	0	3	7	7	17
Pittsburgh Steelers	7	3	3	0	13

Tm	Qtr	Time	Play Description (PAT & Drive)	SD	PIT
PIT	1	7:28	Williams 16 yd pass from O'Donnell (Anderson kick) [13:47, 7:32]	0	7
SD	2	3:41	Carney 20 yd field goal [6-77, 3:11]	3	7
PIT	2	:09	Anderson 39 yd field goal [12-51, 3:32]	3	10
PIT	3	10:37	Anderson 23 yd field goal [9-50, 3:22]	3	13
SD	3	8:03	Pupunu 43 yd pass from Humphries (Carney kick) [5-64, 2:34]	10	13
SD	4	5:13	Martin 43 yd pass from Humphries (Carney kick) [8-80, 4:44]	17	13

Attendance -- 61,545

Team Statistics	SD	PIT	SD	PIT
TOTAL FIRST DOWNS	13	22	PUNTS No. and Avg.	5-38.4
Rushing	4	4	Blocked	0
Passing	8	17	TOTAL RETURN YARDS	74
Penalty	1	1	Punt Returns	2-2
3RD DOWN EFF	3-11-27%	11-20-55%	Kickoff Returns	3-72
TOTAL NET YARDS	226	415	Interception Returns	0-0
Total Plays	47	80	PENALTIES No. and Yds-15	8-111
Average / Play	4.8	5.2	FUMBLES No. and Lost	0-0
NET YARDS RUSHING	66	66	TOUCHDOWNS	2
Total Plays	24	26	Rushing	0
Average / Play	2.8	2.5	Passing	2
NET YARDS PASSING	160	349	Returns	0
Sacked - Yards Lost	1-5	0-0	EXTRA POINTS	2-2
Gross Yards	165	349	FIELD GOALS	1-1
ATT-COMP-INT	22-11-1	54-32-0	FINAL SCORE	17
Avg. / Play	7.0	6.5	TIME OF POSS	22:47

SAN DIEGO

Rushing	No	Yds	Avg	Lg	TD		
Means	20	69	3.5	17	0		
Humphries	4	-3	-0.8	0	0		
Passing	A	C	Yds	S-L	TD	Lg	Int
Humphries	22	11	165	1-5	2	43t	1

Receiving	No	Yds	Avg	Lg	TD
Pupunu	4	76	19.0	43t	1
Means	2	19	9.5	15	0
Jefferson	2	16	8.0	11	0
Martin	1	43	43.0	43t	1
Mitchell	1	19	19.0	19	0
Harmon	1	-8	-8.0	-8	0
INT	No	Yds	Avg	Lg	TD
None	0	0	0	0	0

Punting	No	Yds	Avg	TB	I20	Lg
Wagner	5	192	38.4	0	1	45
Punt Ret	No	Yds	Avg	FC	Lg	TD
Gordon	2	2	1.0	0	6	0

KO Ret	No	Yds	Avg	Lg	TD
Coleman	2	49	24.5	32	0
Harmon	1	23	23.0	23	0

KO Ret	No	Yds	Avg	Lg	TD
Johnson	4	73	18.3	24	0

1994 AFC Divisional Playoffs

San Diego Chargers 22, Miami Dolphins 21

Sunday, Jan. 8, 1995 - Jack Murphy Stadium (San Diego, CA)



The Chargers advanced to AFC Championship Game with 22-21 victory over Miami Dolphins in front of San Diego-record home crowd of 63,381 fans. Win moved Chargers to AFC title round for only third time in team history and first time since 1982. Dan Marino threw three first-half touchdown passes and Dolphins led 21-6 at half. San Diego's offense came alive and dominated third quarter. Chargers took opening drive of second half and marched 15 plays to Dolphins' one-yard line before losing ball on downs. But on Miami's first play from scrimmage, Reuben Davis stopped Bernie Parmelee in end zone for safety to make score 21-8. San Diego took ensuing kick and Natrone Means finished 54-yard drive with 24-yard scoring run, breaking several tackles away and Dolphin lead was trimmed to 21-15. teams traded possessions through fourth quarter before Stan Humphries hit Mark Seay for what would prove to be game-winning touchdown. But before that could happen, Marino moved Dolphins to San Diego's 30-yard line with 35 seconds left and positioned Pete Stoyanovich for 48-yard field goal attempt, but kick sailed wide right. San Diego dominated game's time of possession, controlling ball 39:20 compared to Miami's 20:40. Another factor was San Diego's running game, which rolled up 202 of team's 466 total yards. Means rushed for personal best 139 yards and Humphries completed 20 of 26 attempts in second half.

Score by Quarters	Q1	Q2	Q3	Q4	Total
Miami Dolphins	7	14	0	0	21
San Diego Chargers	0	6	9	7	22

Tm	Qtr	Time	Play Description (PAT & Drive)	SD	PIT
MIA	1	2:24	Jackson 8 yd pass from Marino (Stoyanovich kick) [9-79, 3:55]	7	0
SD	2	10:36	Carney 20 yd field goal [15-72, 6:48]	7	3
MIA	2	7:21	Jackson 9 yd pass from Marino (Stoyanovich kick) [6-52, 3:15]	14	3
SD	2	2:47	Carney 21 yd field goal [9-70, 4:34]	14	6
MIA	2	:27	Williams 16 yd pass from Marino (Stoyanovich kick) [9-70, 2:20]	21	6
SD	3	6:54	Parmelee tackled by R. Davis for Safety	21	8
SD	3	2:42	Means 24 yd run (Carney kick) [8-54, 4:12]	21	15
SD	4	:35	Seay 8 yd pass from Humphries (Carney kick) [10-61, 2:41]	21	22

Attendance -- 63,381

Team Statistics	MIA	SD	MIA	SD
TOTAL FIRST DOWNS	17	28	PUNTS No. and Avg.	5-45.2
Rushing	2	12	Blocked	0
Passing	12	15	TOTAL RETURN YARDS	140
Penalty	3	1	Punt Returns	1-14
3RD DOWN EFF	5-10-50%	9-17-53%	Kickoff Returns	5-112
TOTAL NET YARDS	282	466	Interception Returns	2-14
Total Plays	47	85	PENALTIES No. and Yds-7	5-67
Average / Play	6.0	5.5	FUMBLES No. and Lost	1-0
NET YARDS RUSHING	26	202	TOUCHDOWNS	3
Total Plays	8	40	Rushing	3
Average / Play	3.3	5.1	Passing	3
NET YARDS PASSING	256	264	EXTRA POINTS	3-3
Sacked - Yards Lost	1-6	2-12	FIELD GOALS	0-1
Gross Yards	262	276	FINAL SCORE	21
ATT-COMP-INT	38-24-0	43-28-2	TIME OF POSS	20:40
Avg. / Play	6.6	5.9		39:20

MIAMI

Rushing	No	Yds	Avg	Lg	TD
Parmelee	7	16	2.3	13	0
Craver	1	10	10.0	10	0

Passing	A	C	Yds	S-L	TD	Lg	Int	Rt
Marino	38	24	262	1-6	3	31	0	109.8
Jefferson	1	3	3.0	3	0	0	0	
Humphries	2	1	0.5	2	0	0	0	

Receiving	No	Yds	Avg	Lg	TD
Jackson	8	109	13.6	31	2
Fryar	5	70	14.0	24	0
McDuffie	5	46	9.2	13	0
Craver	2	8	4.0	5	0
Parmelee	2	8	4.0	5	0
Williams	1	16	16.0	16t	1
Saxon	1	5	5.0	5	0

INT	No	Yds	Avg	Lg	TD
Smith	1	14	14.0	14	0
Stewart	1	0	0.0	0	0

Punting	No	Yds	Avg	TB	I20	Lg
Kidd	5	226	45.2	2	2	59

Punt Ret	No	Yds	Avg	FC	Lg	TD
McDuffie	1	14	14.0	1	14	0

KO Ret	No	Yds	Avg	Lg	TD
McDuffie	3	87	29.0	42	0
Spikes	1	18	18.0	18	0
Williams	1	7	7.0	7	0

KO Ret	No	Yds	Avg	Lg	TD
Coleman	3	57	19.0	21	0
Harmon	1	18	18.0	18	0
Bienemy	1	13	13.0	13	0

1992 AFC Divisional Playoffs
Miami Dolphins 31, San Diego Chargers 0

Sunday, Jan. 10, 1993 - Joe Robbie Stadium (Miami, FL)



The Chargers history-making season ended with 31-0 loss to Miami Dolphins in Joe Robbie Stadium. Intermittent downpours and soggy field slowed both teams early as each squad was forced to punt on their first four series. Second quarter proved disastrous for San Diego. Stan Humphries intercepted three times with each leading to Dolphins touchdown and 21-0 halftime lead for Miami. San Diego also suffered fumbled snap on punt attempt in period. Chargers could not get on track in second half either, as Miami chalked up 10 more points and forced two more San Diego turnovers. Chargers' defense was on field most of game (37:08). Junior Seau recorded personal-best 19 tackles. Dolphins special teams punt Chargers in poor field position on several occasions, including punts, which pinned San Diego's offense back on its own five, six, four and 15-yard lines.

Score by Quarters	Q1	Q2	Q3	Q4	Total
San Diego Chargers	0	0	0	0	0
Miami Dolphins	0	21	0	10	31

Tm	Qtr	Time	Play Description (PAT & Drive)	SD	MIA
MIA	2	6:30	Page 1 yd pass from Marino (Stoyanovich kick) [9-48, 5:00]	0	7
MIA	2	14:46	Jackson 5 yd pass from Marino (Stoyanovich kick) [2-37, 0:13]	0	14
MIA	2	:27	Jackson 30 yd pass from Marino (Stoyanovich kick) [4-42, 0:27]	0	21
MIA	4	14:03	Stoyanovich 22 yd field goal [12-60, 7:00]	0	24
MIA	4	8:19	Craver 25 yd run (Stoyanovich kick) [6-53, 4:12]	0	31

Attendance - 72,625	
Team Statistics	SD MIA
TOTAL FIRST DOWNS	10 18
Rushing	3 9
Passing	7 9
Penalty	0 0
3RD DOWN EFF	31-5-20% 7-17-41%
TOTAL NET YARDS	202 324
Total Plays	62 69
Average / Play	3.3 4.7
NET YARDS RUSHING	70 157
Total Plays	16 40
Average / Play	4.4 3.9
NET YARDS PASSING	132 167
Sacked - Yards Lost	1-8 0-0
Gross Yards	140 167
ATT-COMP-INT	45-18-4 29-17-0
Avg. / Play	2.9 5.8

SAN DIEGO

Rushing	No	Yds	Avg	Lg	TD
Bleniemy	4	26	6.5	14	0
Butts	7	25	3.6	10	0
Humphries	1	10	10.0	10	0
Harmon	4	9	2.3	4	0

MIAMI

Rushing	No	Yds	Avg	Lg	TD
Craver	8	72	9.0	25	1
Humphrey	23	71	3.1	15	0
Parmelee	5	18	3.6	6	0
Clayton	1	0	0.0	0	0
Mitchell	1	-1	-1.0	-1	0
Saxon	2	-3	-1.5	0	0

1992 AFC Wild Card Playoffs
San Diego Chargers 17, Kansas City Chiefs 0

Saturday, Jan. 2, 1993 - Jack Murphy Stadium (San Diego, CA)



San Diego defeated Kansas City Chiefs, 17-0, in AFC Wild Card playoffs in San Diego's Jack Murphy Stadium. It marked first shutout in history of Wild Card games. It was also first shutout by Chargers over Kansas City and first time Chiefs were shut out in non-strike game since 1985. Two defensive powerhouses battled to scoreless first half. Chargers gained 130 total yards to Chiefs' 122 yards in half, but were sacked four times for 47 yards in losses. San Diego scored first when Marion Butts dashed up middle career-long 54 yards for touchdown. On Chiefs first play of their next possession, tipped pass by Blaise Winter was intercepted by Leslie O'Neal to set up field goal. Up 10-0 in fourth quarter, Chargers put together 11-play, 91-yard drive and culminated series with five-yard scoring plunge by Steve Hendrickson. Chargers gained 192 yards on ground, their second-most productive effort of season. Defense harassed Chiefs passing game causing two interceptions and sacking Dave Krieg seven times to tie season high. But Grossman had two-and-a-half sacks and O'Neal and Shawn Lee each had two.

Score by Quarters	Q1	Q2	Q3	Q4	Total
Kansas City Chiefs	0	0	0	0	0
San Diego Chargers	0	0	10	7	17

Tm	Qtr	Time	Play Description (PAT & Drive)	KC	SD
SD	3	5:53	Butts 54 yd run (Carney kick) [4-74, 1:57]	0	7
SD	3	3:33	Carney 34 yd field goal [4-9, 2:03]	0	10
SD	4	4:57	Hendrickson 5 yd run (Carney kick) [11-91, 5:32]	0	17

Attendance - 60,681	
Team Statistics	KC SD
TOTAL FIRST DOWNS	17 18
Rushing	5 8
Passing	10 7
Penalty	2 3
3RD DOWN EFF	4-14-29% 5-13-39%
TOTAL NET YARDS	251 342
Total Plays	60 63
Average / Play	4.2 5.4
NET YARDS RUSHING	61 192
Total Plays	19 35
Average / Play	3.2 5.5
NET YARDS PASSING	190 150
Sacked - Yards Lost	5-49 1-1
Gross Yards	233 199
ATT-COMP-INT	34-16-2 23-14-0
Avg. / Play	4.6 5.4

KANSAS CITY

Rushing	No	Yds	Avg	Lg	TD
Williams	12	35	2.9	8	0
McNair	3	18	6.0	6	0
Krieg	2	4	2.0	3	0
Word	2	4	2.0	3	0

SAN DIEGO

Rushing	No	Yds	Avg	Lg	TD
Butts	15	119	7.9	54t	1
Bleniemy	13	38	2.9	6	0
Harmon	4	27	6.8	10	0
Hendrickson	1	5	5.0	5t	1
Bernstine	1	3	3.0	3	0
Humphries	1	0	0.0	0	0

1982 AFC Divisional Playoffs
Miami Dolphins 34, San Diego Chargers 13
Sunday, Jan. 16, 1983 - Orange Bowl (Miami, FL)



San Diego and Miami met for second-straight year in playoffs with Dolphins turning outcome around, winning 34-13. game matched San Diego, with league's top offense averaging 450.4 yards game, versus Miami and NFL's top defense, allowing 256.9 yards game. Miami took 24-0 lead in second quarter as San Diego did year before in first quarter. San Diego heightened score on 28-yard touchdown pass from Dan Fouts to Charlie Joiner and one-yard touchdown run by Chuck Muncie, but it wasn't enough as Dolphins marched on to victory.

Score by Quarters	Q1	Q2	Q3	Q4	Total
San Diego Chargers	0	13	0	0	13
Miami Dolphins	7	20	0	7	34

Tm	Qtr	Time	Play Description (PAT & Drive)	SD	MIA
MIA	1	6:52	Moore 3 yd pass from Woodley (Von Schamann kick) [5-26, 2:53]	0	7
MIA	2	1:28	Franklin 3 yd run (Von Schamann kick) [13-89, 5:56]	0	14
MIA	2	4:31	Lee 6 yd pass from Woodley (Von Schamann kick) [7-23, 2:53]	0	21
MIA	2	7:15	Von Schamann 24 yd field goal [7-30, 2:32]	0	24
SD	2	11:14	Joiner 28 yd pass from Fouts (kick failed) [3-28, 0:21]	6	24
MIA	2	13:55	Von Schamann 23 yd field goal [7-70, 2:44]	6	27
SD	2	14:38	Muncie 1 yd run (Benirschke kick) [5-76, 0:43]	13	27
MIA	4	:42	Woodley 7 yd run (Von Schamann kick) [8-62, 0:42]	13	34
Attendance	- 71,383				

Team Statistics	SD	MIA	SD	MIA	
TOTAL FIRST DOWNS	17	29	PUNTS No. and Avg.	4-41.3	3-40.3
Rushing	5	15	Blocked	0	0
Passing	9	11	TOTAL RETURN YARDS	127	98
Penalty	3	3	Punt Returns	3-16	2-4
3RD DOWN EFF	4-11-37%	7-14-50%	Kickoff Returns	7-93	3-40
TOTAL NET YARDS	241	413	Interception Returns	1-18	5-54
Total Plays	54	80	PENALTIES No. and Yds	7-62	6-70
Average / Play	4.5	5.2	FUMBLE No. and Lost	3-2	2-1
NET YARDS RUSHING	73	214	TOUCHDOWNS	2	4
Total Plays	17	56	Rushing	1	2
Average / Play	4.3	3.8	Passing	1	2
NET YARDS PASSING	168	199	Returns	0	0
Sacked - Yards Lost	3-23	-1-16	EXTRA POINTS	1-2	4-4
Gross Yards	191	215	FIELD GOALS	0-0	2-2
ATT-COMP-INT	34-15-5	23-18-1	FINAL SCORE	13	34
Avg. / Play	4.5	8.3	TIME OF POSS	19:14	40:46

SAN DIEGO

Rushing	No	Yds	Avg	Lg	TD
Muncie	12	56	4.7	16	1
Brooks	3	9	3.0	5	0
Cappelletti	1	5	5.0	5	0
Fouts	1	3	3.0	3	0

Passing	A	C	Yds	S-L	TD	Lg	INT
Fouts	34	15	191.3	23	1	28	5

Receiving	No	Yds	Avg	Lg	TD
Muncie	6	53	8.8	18	1
Chandler	2	38	19.0	22	0
Brooks	2	25	12.5	14	0
Sievers	2	21	10.5	16	0
Joiner	1	28	28.0	28	1
Winslow	1	18	18.0	18	0
Holohan	1	8	8.0	8	0

INT	No	Yds	Avg	Lg	TD
Fox	1	18	18.0	18	0

Punting	No	Yds	Avg	TB	I20	Lg
Burford	4	165	41.3	1	2	50

Punt Ret	No	Yds	Avg	FC	Lg	TD
Brooks	3	16	5.3	0	10	0

KO Ret	No	Yds	Avg	Lg	TD
Brooks	5	78	15.6	24	0
Sievers	1	15	15.0	15	0
Bauer	1	0	0.0	0	0

MIAMI

Rushing	No	Yds	Avg	Lg	TD
Franklin	23	96	4.2	11	1
Nathan	7	13	4.7	13	0
Bennett	7	14	2.0	12	0
Woodley	3	14	4.7	7	1
Orosz	1	11	11.0	11	0
Vigorito	1	2	2.0	2	0
Jenston	2	-6	-3.0	-3	0

Passing	A	C	Yds	S-L	TD	Lg	INT
Woodley	22	17	195	16	2	53	11
Nathan	1	1	20	0	0	20	0

Receiving	No	Yds	Avg	Lg	TD
Nathan	8	55	6.9	10	0
Hardy	3	45	15.0	20	0
Cefalo	2	69	34.5	53	0
Vigorito	2	22	11.0	17	0
Harris	1	15	15.0	15	0
Lee	1	6	6.0	6	1
Moore	1	3	3.0	3	1

INT	No	Yds	Avg	Lg	TD
Small	1	16	16.0	16	0
G. Blackwood	2	19	9.5	19	0
McNeal	1	20	20.0	20	0
L. Blackwood	1	-1	-1.0	-1	0

Punting	No	Yds	Avg	TB	I20	Lg
Burford	1	48	48.0	0	0	48

Punt Ret	No	Yds	Avg	FC	Lg	TD
Brooks	0	0	0.0	1	0	0

KO Ret	No	Yds	Avg	Lg	TD
Walker	2	28	14.0	17	0
Hill	1	12	12.0	12	0

1982 AFC Wild Card Playoffs
San Diego Chargers 31, Pittsburgh Steelers 28
Sunday, Jan. 9, 1983 - Three Rivers Stadium (Pittsburgh, PA)



The Chargers, fifth-seeded AFC team in Super Bowl Tournament, played opening round of playoffs on road for first time, facing AFC's fourth-seeded team, Pittsburgh. After falling behind 14-3 in first quarter, Chargers took 17-14 lead at halftime on 18-yard James Brooks touchdown run and 10-yard scoring pass from Dan Fouts to Eric Sievers. With 14:10 remaining in game, Fouts threw eight-yard touchdown strike on fourth down to Kellen Winslow to move San Diego within four points at 28-24. And with 3:59 left to play, San Diego mounted its game-winning drive and Fouts hit Winslow on screen pass that he carried 12 yards for touchdown and victory. Workhorse of Chargers' offense was Chuck Muncie, who gained 126 yards on 25 attempts. It was Muncie's third-straight 100 yard performance and second-straight against league's number one rated run defense. Fouts threw for 333 yards against Steelers, his fifth career 300-yard effort in playoffs.

Score by Quarters	Q1	Q2	Q3	Q4	Total
San Diego Chargers	3	14	0	14	31
Pittsburgh Steelers	14	0	7	7	28

Tm	Qtr	Time	Play Description (PAT & Drive)	SD	PIT
PIT	1	:12	Ruff receivers Brooks fumble of kickoff in end zone (Anderson kick)	0	7
SD	1	4:50	Benirschke 25 yd field goal [11-91, 4:21]	3	7
PIT	1	10:06	Bradshaw 1 yd run (Anderson kick) [9-71, 5:06]	3	14
SD	2	:06	Brooks 18 yd run (Benirschke kick) [11-80, 4:53]	10	14
SD	2	14:32	Sievers 10 yd pass from Fouts (Benirschke kick) [7-64, 1:18]	17	14
PIT	3	4:48	Gunningham 2 yd pass from Bradshaw (Anderson kick) [8-74, 4:40]	17	21
PIT	4	:50	Stallworth 9 yd pass from Bradshaw (Anderson kick) [10-86, 6:37]	17	28
SD	4	6:18	Winslow 8 yd pass from Fouts (Benirschke kick) [5-29, 2:19]	24	28
SD	4	14:00	Winslow 2 yd pass from Fouts (Benirschke kick) [8-64, 2:59]	31	28
Attendance	- 53,546				

Team Statistics	SD	PIT	SD	PIT	
TOTAL FIRST DOWNS	29	26	PUNTS No. and Avg.	1-48.0	2-32.5
Rushing	6	6	Blocked	0	0
Passing	19	19	TOTAL RETURN YARDS	79	102
Penalty	4	1	Punt Returns	0-0	1-12
3RD DOWN EFF	9-14-64%	6-12-50%	Kickoff Returns	3-36	5-90
TOTAL NET YARDS	479	422	Interception Returns	2-43	0-0
Total Plays	71	62	PENALTIES No. and Yds	5-61	6-54
Average / Play	6.7	6.8	FUMBLE No. and Lost	3-2	1-0
NET YARDS RUSHING	146	97	TOUCHDOWNS	4	4
Total Plays	29	23	Rushing	1	1
Average / Play	5.0	4.2	Passing	3	2
NET YARDS PASSING	333	325	Returns	0	1
Sacked - Yards Lost	0-0	0-0	EXTRA POINTS	4-4	4-4
Gross Yards	333	325	FIELD GOALS	1-1	0-0
ATT-COMP-INT	42-21-0	39-28-2	FINAL SCORE	31	28
Avg. / Play	7.9	8.3	TIME OF POSS	30:23	29:37

SAN DIEGO

Rushing	No	Yds	Avg	Lg	TD
Muncie	25	126	5.0	17	0
Brooks	5	20	6.7	18	1
Cappelletti	1	0	0.0	0	0

Passing	A	C	Yds	S-L	TD	Lg	INT
Fouts	42	27	333	0-0	3	33	0

Receiving	No	Yds	Avg	Lg	TD
Chandler	9	124	13.8	33	0
Winslow	7	102	14.6	30	2
Joiner	5	68	13.6	16	0
Sievers	2	17	8.5	10	1
Muncie	1	12	12.0	12	0
Fitzkee	1	8	8.0	8	0
Brooks	1	4	4.0	4	0
Cappelletti	1	-2	-2.0	-2	0

INT	No	Yds	Avg	Lg	TD
Laird	1	35	35.0	35	0
Allen	1	8	8.0	8	0

Punting	No	Yds	Avg	TB	I20	Lg
Burford	1	48	48.0	0	0	48

Punt Ret	No	Yds	Avg	FC	Lg	TD
Brooks	0	0	0.0	1	0	0

KO Ret	No	Yds	Avg	Lg	TD
Brooks	3	36	12.0	36	0

1980 AFC Championship Game

Oakland Raiders 34, San Diego Chargers 27

Sunday, Jan. 11, 1981 - Jack Murphy Stadium (San Diego, CA)



Oakland took 28-7 lead in first half and then held off late San Diego bid to beat Chargers for American Football Conference championship. On third play from scrimmage, Raiders quarterback Jim Plunkett had pass bounce off hands of his intended receiver Kenny King and into grasp of Raymond Chester, who took pass in for 65-yard score. San Diego's initial drive was halted when John Jefferson slipped on wet turf and Dan Fouts' pass zipped into hands of defender Lester Hayes. Chargers tied score minutes later on 48-yard pass from Fouts to Charlie Joiner but Oakland retaliated with 76-yard scoring drive, aided by Plunkett pass to Cliff Branch for 48 yards and pass interference penalty. By end of first quarter, Oakland led 21-7, and two quarterbacks had combined for 314 yards passing. Oakland later scored on three-yard run by Mark Van Eeghen, making score 28-7. San Diego scored near end of first half on eight-yard pass from Fouts to Joiner. In third quarter, Rolf Benirschke kicked field goal and Chuck Muncie scored from six yards to narrow Raiders' lead to 28-24. Oakland then marched 68 and 37 yards to set up two Chris Bahr field goals while running 10:38 off clock. Trailing 34-24, Chargers drove for field goal from Benirschke that left them one touchdown behind with 6:52 to play, but Oakland controlled ball for final 6:52 and held on for victory.

Score by Quarters	Q1	Q2	Q3	Q4	Total
Oakland Raiders	21	7	3	3	34
San Diego Chargers	7	7	10	3	27

Tm	Qtr	Time	Play Description (PAT & Drive)	OAK	SD
OAK	1	1:35	Chester 65 yd pass from Plunkett (Bahr kick) [3-71, 1:26]	0	7
SD	1	7:04	Joiner 48 yd pass from Fouts (Benirschke kick) [3-62, 1:21]	7	7
OAK	1	11:14	Plunkett 5 yd run (Bahr kick) [7-76, 4:00]	14	7
OAK	1	13:25	King 21 yd pass from Plunkett (Bahr kick) [4-49, 1:33]	21	7
OAK	2	8:34	Van Eeghen 3 yd run (Bahr kick) [7-29, 3:31]	28	7
SD	2	13:55	Joiner 8 yd pass from Fouts (Benirschke kick) [13-64, 5:00]	28	14
SD	3	4:34	Benirschke 26 yd field goal [12-68, 4:26]	28	17
SD	3	8:47	Muncie 6 yd run (Benirschke kick) [6-41, 2:29]	28	24
OAK	3	14:11	Bahr 27 yd field goal [9-68, 5:15]	31	24
OAK	4	5:14	Bahr 33 yd field goal [10-37, 5:14]	34	24
SD	4	8:08	Benirschke 27 yd field goal [12-72, 2:48]	34	27

Team Statistics	OAK	SD	OAK	SD	
TOTAL FIRST DOWNS	21	26	PUNTS No. and Avg.	4-56.0	2-40.5
Rushing	8	6	Blocked	0	0
Passing	12	17	TOTAL RETURN YARDS	164	140
Penalty	1	3	Punt Returns	2-20	2-41
3RD DOWN EFF	9-16-56%	8-13-62%	Kickoff Returns	6-103	6-99
TOTAL NET YARDS	362	434	Interception Returns	2-41	0-0
Total Plays	66	71	PENALTIES No. and Yds/5-4	6-45	6-45
Average / Play	5.5	6.1	FUMBLES No. and Lost	0-0	5-1
NET YARDS RUSHING	138	83	TOUCHDOWNS	4	3
Total Plays	42	23	Rushing	2	1
Average / Play	3.3	3.6	Passing	2	2
NET YARDS PASSING	224	351	Returns	0	0
Sacked - Yards Lost	6-37	2-13	EXTRA POINTS	4-4	3-3
Gross Yards	261	364	FIELD GOALS	2-2	2-2
ATT-COMP-INT	18-14-0	46-23-2	FINAL SCORE	34	27
AVG./PLAY	9.3	7.3	TIME OF POSS	35:03	24:57

OAKLAND

SAN DIEGO

Rushing	No	Yds	Avg	Lg	TD	Rushing	No	Yds	Avg	Lg	TD
Van Eeghen	20	85	4.3	10	0	Thomas	12	48	4.0	9	0
King	11	35	3.2	8	0	Fouts	9	34	3.8	16	1
Jensen	2	7	3.5	4	0	Muncie	1	2	2.0	2	0
Plunkett	4	6	1.5	5	1	Smith	1	-1	-1.0	-1	0
Whittington	5	5	1.0	2	0						

Passing	A	C	Yds	S-L	TD	Lg	Int	Rt	Passing	A	C	Yds	S-L	TD	Lg	Int	Rt
Plunkett	18	14	261	6-37	2	65	0	155:8	Winslow	1	28	0	0	0	28	0	118:8

Receiving	No	Yds	Avg	Lg	TD	Receiving	No	Yds	Avg	Lg	TD
Chester	5	102	20.4	65	1	Joiner	6	130	21.7	48	2
Branch	3	78	26.0	48	0	Thomas	5	40	8.0	24	0
King	2	43	21.5	22	1	Jefferson	4	71	17.8	28	0
Chandler	2	27	13.5	16	0	Smith	3	76	25.3	55	0
Whittington	2	11	5.5	6	0	Winslow	3	42	14.0	21	0

INT	No	Yds	Avg	Lg	TD	INT	No	Yds	Avg	Lg	TD
Owens	1	25	25.0	25	0	INT					
Hayes	1	16	16.0	16	0	None					

Punting	No	Yds	Avg	FB	I20	Lg	Punting	No	Yds	Avg	FB	I20	Lg
Guy	4	224	56.0	1	0	71	Partridge	2	81	40.5	0	0	41

Punt Ret	No	Yds	Avg	FC	Lg	TD	Punt Ret	No	Yds	Avg	FC	Lg	TD
Matthews	2	20	10.0	0	14	0	Fuller	2	41	20.5	1	28	0

KO Ret	No	Yds	Avg	Lg	TD	KO Ret	No	Yds	Avg	Lg	TD
Whittington	4	67	16.8	24	0	Bauer	5	89	17.8	27	0
Moody	2	36	18.0	21	0	Duncan	1	10	10.0	10	0

1980 AFC Divisional Playoffs

San Diego Chargers 20, Buffalo Bills 14

Saturday, Jan. 3, 1981 - San Diego Stadium (San Diego, CA)



Quarterback Dan Fouts connected with Ron Smith on 50-yard touchdown pass with 2:08 remaining in fourth quarter for game-winning score. Fouts completed pass on 3rd-and-10 with Chargers trailing 14-13. With win Chargers advanced to American Football Conference Championship Game against Oakland. Fouts completed 22 of 37 passes for 314 yards and two touchdowns. 20th 300-yard game of his career. San Diego's defense held Buffalo to 97 yards rushing. 50-yard, game-winning touchdown catch was longest of Smith's career. Down 14-3 at half, momentum changed in third quarter with Chargers going 70 yards in four plays for touchdown on first series. Chuck Muncie ran for 18 yards, then Charlie Joiner caught 45-yard pass and two plays later, Joiner capped off drive with nine-yard scoring reception, making score 14-10. Down 14-13 after field goal, Chargers started their final drive at Buffalo 31-yard line with 3:59 to play. Passes to Mike Thomas and John Jefferson put ball at midfield, setting stage for Fouts' game-winner to Smith.

Score by Quarters	Q1	Q2	Q3	Q4	Total
Buffalo Bills	0	14	0	0	14
San Diego Chargers	3	0	7	10	20

Tm	Qtr	Time	Play Description (PAT & Drive)	BUF	SD
SD	1	11:16	Benirschke 22 yd field goal [12-69, 6:45]	0	3
BUF	2	:44	Leaks 1 yd run (Mike-Mayer kick) [12-72, 4:20]	7	3
BUF	2	14:44	Lewis 9 yd pass from Ferguson (Mike-Mayer kick) [4-33, 1:32]	14	3
SD	3	1:34	Joiner 9 yd pass from Fouts (Benirschke kick) [4-70, 1:25]	14	10
SD	4	:51	Benirschke 22 yd field goal [8-45, 4:13]	14	13
SD	4	12:52	Smith 50 yd pass from Fouts (Benirschke kick) [5-69, 1:51]	14	20

Team Statistics	BUF	SD	PUNTS No. and Avg.	BUF	SD
TOTAL FIRST DOWNS	17	21	PUNTS No. and Avg.	6-44.5	4-27.8
Rushing	6	6	Blocked	0	1
Passing	9	14	TOTAL RETURN YARDS	97	126
Penalty	2	1	Punt Returns	2-13	3-29
3RD DOWN EFF	5-14-36%	2-11-18%	Kickoff Returns	5-84	3-50
TOTAL NET YARDS	244	397	Interception Returns	1-0	3-47
Total Plays	66	64	PENALTIES No. and Yds/5-4	0	6-66
Average / Play	3.7	6.2	FUMBLES No. and Lost	0-0	3-2
NET YARDS RUSHING	97	96	TOUCHDOWNS	2	2
Total Plays	33	25	Rushing	1	0
Average / Play	2.9	3.8	Passing	1	2
NET YARDS PASSING	147	301	Returns	0	0
Sacked - Yards Lost	3-33	2-13	EXTRA POINTS	2-2	2-2
Gross Yards	180	314	FIELD GOALS	0-2	2-3
ATT-COMP-INT	30-15-3	37-22-1	FINAL SCORE	14	20
AVG./PLAY	4.5	7.7	TIME OF POSS	33:14	26:46

BUFFALO

SAN DIEGO

Rushing	No	Yds	Avg	Lg	TD	Rushing	No	Yds	Avg	Lg	TD
Cribbs	18	53	2.9	9	0	Muncie	18	80	4.4	18	0
Manucci	2	21	10.5	15	0	Thomas	5	22	4.4	8	0
Brown	9	17	1.9	5	0	Fouts	2	-6	-3.0	-3	0
Leaks	4	6	1.5	2	1						

Passing	A	C	Yds	S-L	TD	Lg	Int	Rt	Passing	A	C	Yds	S-L	TD	Lg	Int	Rt
Ferguson	24	15	180	3-33	1	19	3	59:7	Fouts	37	22	314	2-13	2	50	1	93:8
Manucci	1	0	0	0-0	0	0	0	39:6	Receiving	No	Yds	Avg <td>Lg <td>TD</td> </td>	Lg <td>TD</td>	TD			

Receiving	No	Yds	Avg	Lg	TD	Receiving	No	Yds	Avg	Lg	TD
Brammer	4	62	15.5	19	0	Joiner	4	83	20.8	45	1
Cribbs	4	36	9.0	11	0	McCrary	2	19	9.5	11	0
Lewis	3	45	15.0	18	1	Smith	1	50	50.0	50	1
Butler	2	19	9.5	12	0	Winslow	1	5	5.0	5	0
Leaks	1	17	17.0	17	0	Thomas	1	2	2.0	2	0
Hooks	1	1	1.0	1	0						

INT	No	Yds	Avg	Lg	TD	INT	No	Yds	Avg	Lg	TD
Simpson	1	0	0.0	0	0	Edwards	2	27	13.5	15	0
						Fuller	1	20	20.0	20	0

Punting	No	Yds	Avg	FB	I20	Lg	Punting	No	Yds	Avg	FB	I20	Lg
Cater	6	267	44.5	2	0	55	Partridge	3	111	37.0	0	0	52

Punt Ret	No	Yds	Avg	FC	Lg	TD	Punt Ret	No	Yds	Avg	FC	Lg	TD
Hooks	2	13	6.5	0	7	0	Fuller	3	29	9.7	1	11	0

KO Ret	No	Yds	Avg	Lg	TD	KO Ret	No	Yds	Avg	Lg	TD
Solomon	5	84	16.8	26	0	Bauer	2	39	19.5	25	0
						Duncan	1	11	11.0	11	0

1979 AFC Divisional Playoffs
Houston Oilers 17, San Diego Chargers 14
Saturday, Dec. 29, 1979 - San Diego Stadium (San Diego, CA)



The Chargers 1979 season, featuring one of best teams in franchise history, ended in disappointment as Bolts fell to Houston Oilers, 17-14, in Divisional Playoff game at San Diego Stadium. Chargers were rolling early and took 7-0 lead on Clarence Williams' one-yard touchdown on Bolts first offensive possession of game. But Houston scored 10 unanswered points in second quarter and led at half, 10-7. On opening drive of third quarter, San Diego reclaimed lead when Lydell Mitchell scored on eight-yard run for 14-10 lead. Houston came back later in quarter as Mike Renfro caught 47-yard touchdown pass from Gifford Nielsen and Oilers jumped back out to 17-14 lead. Chargers tried to fight back in fourth quarter, but two Dan Fouts interceptions proved costly and Houston upset Chargers and eliminated them from playoffs.

Score by Quarters	Q1	Q2	Q3	Q4	Total
Houston Oilers	0	10	7	0	17
San Diego Chargers	7	0	7	0	14

TD	Qtr	Time	Play Description (PAT & Drive)	HOU	SD
1	1	10:11	Williams 1 yd run (Wood kick) [11-81, 4:08]	0	7
				3	7
				10	7
				10	14
				17	14

Team Statistics	HOU	SD	HOU	SD	
TOTAL FIRST DOWNS	15	25	PUNTS No. and Avg.	6-40.7	2-32.0
Rushing	9	6	Blocked	0	0
Passing	5	17	TOTAL RETURN YARDS	89	113
Penalty	1	2	Punt Returns	1-25	3-29
3RD DOWN EFF	8-16-50%	7-13-54%	Kickoff Returns	3-53	4-84
TOTAL NET YARDS	259	380	Interception Returns	5-11	1-0
Total Plays	59	68	PENALTIES No. and Yds	5-45	6-30
Average / Play	4.4	5.6	FUMBLES No. and Lost	0-0	0-0
NET YARDS RUSHING	148	63	TOWNDOWNS	2	2
Total Plays	40	19	Rushing	1	2
Average / Play	3.7	3.3	Passing	1	0
NET YARDS PASSING	111	317	Returns	0	0
Sacked - Yards Lost	0-0	2-16	EXTRA POINTS	2-2	2-2
Gross Yards	111	333	FIELD GOALS	1-1	0-1
ATT-COMP-INT	19-10-1	47-25-5	FINAL SCORE	17	14
Avg. / Play	5.8	6.5	TIME OF POSS	30:06	29:54

HOUSTON					SAN DIEGO									
Rushing	No	Yds	Avg	Lg	TD	Rushing	No	Yds	Avg	Lg	TD			
Carpenter	18	67	3.7	11	0	Mitchell	8	33	4.1	8t	1			
Wilson	11	39	3.5	14	0	C. Williams	11	30	2.7	8	1			
Clark	9	30	3.3	11	1									
Nielsen	2	12	6.0	14	0	Passing	A	C	Yds	S-L	TD	Lg	Int	Rt
						Fouts	47	25	333	2-16	0	34	5	36.3

Passing	A	C	Yds	S-L	TD	Lg	Int	Rt	Receiving	No	Yds	Avg	Lg	TD
Nielsen	19	10	111	0-0	1	47t	1	65.9	Joiner	4	81	20.3	30	0
									Jefferson	4	70	17.5	21	0
									Klein	5	41	8.2	16	0
									C. Williams	4	30	7.5	12	0
									Mitchell	4	26	6.5	9	0
									Floyd	3	51	17.0	23	0
									McCrary	1	34	34.0	34	0

INT	No	Yds	Avg	Lg	TD	INT	No	Yds	Avg	Lg	TD	
Perry	4	0	0.0	0	0	M. Williams	1	0	0.0	0	0	
Reinfeldt	0	8	--	8	0							
J.C. Wilson	1	3	3.0	3	0	Punting	No	Yds	Avg	TB	I20	Lg
						West	2	64	32.0	0	0	35

Punting	No	Yds	Avg	TB	I20	Lg	Punt Ret	No	Yds	Avg	FC	Lg	TD
Parsley	6	248	40.7	0	2	50	Fuller	3	29	9.7	1	15	0

Punt Ret	No	Yds	Avg	FC	Lg	TD	KO Ret	No	Yds	Avg	Lg	TD
Ellender	1	25	25.0	1	25	0	Owens	3	60	20.0	27	0
							Bauer	1	24	24.0	24	0

KO Ret	No	Yds	Avg	Lg	TD
Hartweg	2	37	18.5	24	0
Ellender	1	16	16.0	16	0

1965 AFL Championship Game
Buffalo Bills 23, San Diego Chargers 0
Sunday, Dec. 26, 1965 - Balboa Stadium (San Diego, CA)



It was same two teams that met in 1964 Championship game with scene shifting from East to West Coast. But there obviously was no hometown advantage for San Diego Chargers. Coach Lou Saban's Buffalo Bills found 59-degree weather much to their liking in San Diego's Balboa Stadium, rolling to 23-0 victory before 30,361 downhearted fans. San Diego's offensive unit was unable to generate any type of serious attack after first quarter and Jack Kemp-led Bills broke loose in second period. Kemp teamed with end Ernie Warlick for initial score, 18-yard pass capping 60-yard drive. Just 2:20 later, Bills struck again on 74-yard punt return by Butch Byrd and at halftime, Buffalo was ahead 14-0. In second half, Chargers were able to contain Buffalo's ground game and Kemp's passing, but couldn't stop talented toe of placekicker Pete Gogolak. His soccer-style kicks connected twice in third quarter from 11 and 39 yards and once more in final period from 32 yards.

Score by Quarters	Q1	Q2	Q3	Q4	Total
Buffalo Bills	0	14	6	3	23
San Diego Chargers	0	0	0	0	0

TD	Qtr	Time	Play Description (PAT & Drive)	BUF	SD
1	2	4:59	Warlick 18 yd pass from Kemp (Gogolak kick) [6-60]	7	0
				14	0
				17	0
				20	0
				23	0

Team Statistics	BUF	SD	BUF	SD	
TOTAL FIRST DOWNS	14	12	INTERCEPTION RET. YARDS	536	0
Rushing	4	5	Interceptions	2	1
Passing	9	7	NUMBER OF PUNTS	4	7
Penalty	1	0	Punt Yards	185	285
NET YARDS RUSHING	108	104	Blocked	0	0
Total Plays	36	27	PUNT RETURN YARDS	87	12
Yards Gained	112	127	Returns	3	1
Yards Lost	4	23	KICKOFF RETURN YARDS	17	97
Average / Play	3.0	3.9	Returns	1	3
NET YARDS PASSING	152	119	PENALTY YARDS	21	41
Attempts	20	25	Penalties	2	3
Completions	9	12	FUMBLES/LOST	1/0	1/0
Interceptions	1	2			
TOTAL OFFENSE	260	223			
Total Plays	58	57			
Avg. / Play	4.5	3.9			

BUFFALO					SAN DIEGO						
Rushing	No	Yds	Avg	Lg	TD	Rushing	No	Yds	Avg	Lg	TD
Carlton	16	63	3.9	8	0	Lowe	12	57	4.8	47	0
Joe	16	35	2.2	11	0	Haddl	8	24	3.0	8	0
Stone	3	5	1.7	2	0	Lincoln	4	16	4.0	10	0
Smith	1	5	5.0	5	0	Foster	2	9	4.5	10	0
						Breaux	1	-2	-2.0	-2	0

Passing	A	C	Yds	S-L	TD	Lg	Int	Rt	Receiving	A	C	Yds	S-L	TD	Lg	Int	Rt
Kemp	19	8	155	1-5	1	49	1	66.8	Haddl	23	11	140	3-30	0	35	2	31.1
Lamonica	1	1	12	0	0	12	0	116.7	Breaux	2	1	24	-2-15	0	24	0	93.8

Receiving	No	Yds	Avg	Lg	TD	Receiving	No	Yds	Avg	Lg	TD
Roberson	3	88	29.3	49	0	Alworth	4	82	20.5	25	0
Warlick	3	35	11.7	18	1	Lowe	3	3	1.0	2	0
Costa	2	32	16.0	22	0	Norton	1	35	35.0	35	0
Tracy	1	12	12.0	12	0	Farr	1	24	24.0	24	0
						MacKinnon	1	10	10.0	10	0
						Byrd	1	7	7.0	7	0
						Jacobs	1	3	3.0	3	0

Punting	No	Yds	Avg	TB	I20	Lg	INT	No	Yds	Avg	Lg	TD
Maguire	4	185	46.3	0	3	59	Warren	1	0	0.0	0	0

Punt Ret	No	Yds	Avg	FC	Lg	TD	Punt Ret	No	Yds	Avg	FC	Lg	TD
Byrd	3	87	29.0	0	74t	1	Allison	5	257	51.4	1	0	64

KO Ret	No	Yds	Avg	Lg	TD
Warner	1	17	17.0	17	0

KO Ret	No	Yds	Avg	Lg	TD
Duncan	2	62	31.0	49	0
Farr	1	35	35.0	35	0

1964 AFL Championship Game
Buffalo Bills 20, San Diego Chargers 7

Sunday, Dec. 26, 1964 - War Memorial Stadium (Buffalo, NY)



Lou Saban sent his Buffalo Bills out for post-Christmas gift after three lean years and one near miss in American Football League. Bills found what they were looking for and wrapped up defending champion San Diego Chargers, 20-7, for AFL Championship before 40,242 howling hometown fans. Chargers started out as if they meant to repeat their 51-10 conquest of Boston Patriots in 1963 title game. They boomed from their own 20 in four plays with payoff 26-yard strike from retiring quarterback Tobin Rote to tight end Dave Kokorek. Keith Lincoln's PAT at 2:16 of first period was last time San Diego got on scoreboard. Disaster struck visitors when Lincoln was forced out of action with broken rib on "the tackle heard around world" by Buffalo linebacker Mike Stratton. Coupled with absence of Lance Alworth, injury to Lincoln left Chargers offense impotent. Buffalo forced to 13-7 halftime lead on field goals from 12 and 17 yards by rookie ace Pete Gogolak and four-yard touchdown run by halfback Wray Carlton. Bills tallied again in final quarter on sneak by quarterback Jack Kemp.

Score by Quarters	Q1	Q2	Q3	Q4	Total
San Diego Chargers	7	0	0	0	7
Buffalo Bills	3	10	0	7	20

Tm	Qtr	Time	Play Description (PAT & Drive)	SD	BUF
SD	1	11:49	Kocorek 26 yd pass from Rote (Lincoln kick) (4-80)	7	0
BUF	1	4:20	Gogolak 12 yd field goal (8-61)	7	3
BUF	2	7:11	Carlton 4 yd run (Gogolak kick) (8-56)	7	10
BUF	2	2:28	Gogolak 17 yd field goal (7-51)	7	13
BUF	4	9:12	Kemp 1 yd run (Gogolak kick) (3-52)	7	20

Attendance - 40,242

Team Statistics	SD	BUF	SD	BUF	
TOTAL FIRST DOWNS	15	21	PUNTING AVERAGE	36.4	46.8
Rushing	7	12	Punts	5	5
Passing	7	8	PUNT RETURN YARDS	58	6
Penalty	1	1	Returns	2	1
NET YARDS RUSHING	124	219	KICKOFF RETURN YARDS/175	71	
NET YARDS PASSING	135	168	Returns	4	2
Attempts	36	20	PENALTY YARDS	20	45
Completions	13	10	Penalties	3	3
Interceptions	3	0	FUMBLES/LOST	1/0	0/0
TOTAL OFFENSE	259	387			
INTERCEPTION RET. YARDS	0	3			
Interceptions	0	3			

SAN DIEGO

BUFFALO

Rushing	No	Yds	Avg	Lg	TD	Rushing	No	Yds	Avg	Lg	TD
Low	7	34	4.9	16	0	Gilchrist	16	122	7.6	39	0
Kinderman	4	14	3.5	7	0	Carlton	18	70	3.9	13	1
Kocorek	3	47	15.7	38	0	Kemp	5	16	3.2	12	1
MacKinnon	1	17	17.0	17	0	Dubonion	1	9	9.0	9	0
Hadl	1	13	13.0	13	0	Lambonia	1	2	2.0	2	0
Rote	1	6	6.0	6	0						
Norton	1	-7	-7.0	-7	0						

Passing	A	C	Yds	S-L	TD	Lg	In	Rt	Passing	A	C	Yds	S-L	TD	Lg	In	Rt
Rote	26	10	118	1-14	1	22	2	33.8	Kemp	20	10	188	3-21	0	50	0	82.9

Receiving	No	Yds	Avg	Lg	TD	Receiving	No	Yds	Avg	Lg	TD
Dubonion	3	56	18.7	26	0	Bass	2	70	35.0	50	0
Bass	2	41	20.5	26	0	Gilchrist	2	22	11.0	15	0
Warlick	2	22	11.0	15	0	Ross	1	-1	-1.0	-1	0

INT	No	Yds	Avg	Lg	TD	INT	No	Yds	Avg	Lg	TD
None	0	0	0	0	0	Warner	1	8	8.0	8	0
						Stratton	1	0	0.0	0	0
						Byrd	1	0	0.0	0	0

Punting	No	Yds	Avg	TB	I20	Lg	Punting	No	Yds	Avg	TB	I20	Lg
Maguire	5	234	46.8	0	3	64							

Punt Ret No	Yds	Avg	FC	Lg	TD	Punt Ret No	Yds	Avg	FC	Lg	TD
Clarke	1	5	5.0	0	0	Byrd	0	0	0.0	1	0

KO Ret No	Yds	Avg	Lg	TD	KO Ret No	Yds	Avg	Lg	TD
Robinson	1	30	30.0	0	30	0			
Duncan	1	28	28.0	0	28	0			

KO Ret No	Yds	Avg	Lg	TD	KO Ret No	Yds	Avg	Lg	TD
Duncan	3	147	49.0	72	0				
Warren	1	28	28.0	28	0				

1963 AFL Championship Game
San Diego Chargers 51, Boston Patriots 10
Sunday, Jan. 5, 1964 - Balboa Stadium (San Diego, CA)



Before 30,127 in Balboa Stadium and 30 million more on national television, Keith Lincoln ran, caught and passed like no other athlete ever has in professional title match as Californians crumpled Boston Patriots, 51-10. Chargers' offense produced 610 yards. Lincoln accounted for 349 of them in virtuoso performance that included touchdown sprint of 67 yards, touch-down reception of 25 yards, 206 yards gained rushing, 123 gained pass receiving and 20 gained passing. Lincoln's heroics were mightily abated by others on San Diego team that played with brilliance. It was powerhouse show by team that had failed in two previous tries to win AFL title. But Patriots, with league's proudest defensive outfit, were no match for San Diego. Splendidly prepared by Sid Gilman to combat Boston's almost constantly rushing linebackers, Chargers scored on their fourth scrimmage play, as well as their sixth and 10th. Patriots' ground attack suffered after full-back Larry Garron incurred head injury midway through second period. Garron later returned to game but remained in it only briefly.

Score by Quarters	Q1	Q2	Q3	Q4	Total
Boston Patriots	7	3	0	0	10
San Diego Chargers	21	10	7	13	51

Tm	Qtr	Time	Play Description (PAT & Drive)	BOS	SD
SD	1	13:31	Rote 2 yd run (Blair kick) (4-72)	0	7
SD	1	10:48	Lincoln 67 yd run (Blair kick) (2-67)	0	14
BOS	1	7:01	Garron 7 yd run (Cappelletti kick) (7-66)	7	14
SD	1	4:44	Low 58 yd run (Blair kick) (4-73)	7	21
SD	2	7:05	Blair 11 yd field goal (7-74)	7	24
BOS	2	2:41	Cappelletti 15 yd field goal (11-68)	10	24
SD	2	4:48	Norton 14 yd pass from Rote (Blair kick) (8-57)	10	31
SD	3	9:14	Alworth 48 yd pass from Rote (Blair kick) (6-80)	10	38
SD	4	6:47	Lincoln 25 yd pass from Hadl (pass failed) (6-45)	10	44
SD	4	1:19	Hadl 1 yd run (Blair kick) [11-80]	10	51

Attendance - 30,127

Team Statistics	BOS	SD	BOS	SD	
TOTAL FIRST DOWNS	14	21	INTERCEPTION RET. YARDS	0	15
Rushing	6	11	Interceptions	0	2
Passing	8	9	PUNTING AVERAGE	47	44
Penalty	0	1	Punts	7	2
NET YARDS RUSHING	75	318	Blocked	0	0
Attempts	16	32	PUNT RETURN YARDS	0	0
Yards Gained	77	328	Returns	0	0
Yards Lost	2	10	KICKOFF RETURN YARDS/122	70	30
NET YARDS PASSING	186	292	Returns	9	3
Attempts	37	26	PENALTY YARDS	18	0
Completions	17	17	Penalties	1	6
Interceptions	2	0	FUMBLES/LOST	1-0	1-1
TOTAL OFFENSE	263	610			
Total Plays	59	60			

BOSTON

SAN DIEGO

Rushing	No	Yds	Avg	Lg	TD	Rushing	No	Yds	Avg	Lg	TD
Crump	7	18	2.6	6	0	Lincoln	13	206	15.8	67	1
Garron	3	15	5.0	7	1	Low	12	94	7.8	58	1
Lott	3	15	5.0	6	0	Rote	4	15	3.8	10	1
Yewcic	1	14	14.0	14	0	McDougall	1	2	2.0	2	0
Parilli	1	10	10.0	10	0	Hadl	1	1	1.0	1	1
Burton	7	3	3.0	3	0	Jackson	1	0	0.0	0	0

Passing	A	C	Yds	S-L	TD	Lg	In	Rt	Passing	A	C	Yds	S-L	TD	Lg	In	Rt
Parilli	29	14	189	5-36	0	45	1	55.1	Rote	15	10	173	2-13	2	48	0	106.3
Yewcic	8	3	39	0-0	0	23	1	14.1	Hadl	10	6	112	0-0	1	38	0	113.2
									Lincoln	1	1	20	0-0	0	20	0	118.8

Receiving	No	Yds	Avg	Lg	TD	Receiving	No	Yds	Avg	Lg	TD
Cappelletti	2	72	36.0	49	0	Lincoln	7	123	17.6	32	1
Garron	2	6	3.0	5	0	Alworth	4	77	19.3	48	1
Burton	4	12	3.0	8	0	Kocorek	1	5	5.0	5	0
Crump	2	28	14.0	28	0	Kocorek	1	5	5.0	5	0
Coleclough	3	26	8.7	10	0	Norton	2	44	22.0	30	1
Graham	2	68	34.0	45	0	MacKinnon	2	53	26.5	33	0
Lott	2	16	8.0	11	0	McDougall	1	4	4.0	4	0

INT	No	Yds	Avg	Lg	TD	INT	No	Yds	Avg	Lg	TD
None	0	0	0	0	0	Maguire	1	10	10.0	10	0
						Mittinger	1	5	5.0	5	0

Punting	No	Yds	Avg	TB	I20	Lg	Punting	No	Yds	Avg	TB	I20	Lg
Maguire	7	328	46.7	3	0	68							

Punt Ret No	Yds	Avg	FC	Lg	TD	Punt Ret No	Yds	Avg	FC	Lg	TD
Suci	0	0	0.0	1	0	0					

KO Ret No	Yds	Avg	Lg	TD	KO Ret No	Yds	Avg	Lg	TD
Crump	2	31	15.5	22	0				
Garron	2	32	16.0	17	0				
Yates	1	5	5.0	5	0				
Burton	2	27	13.5	18	0				
Suci	1	18	18.0	18	0				
Romeo	1	9	9.0	9	0				

1961 AFL Championship Game Houston Oilers 10, San Diego Chargers 3 Sunday, Dec. 24, 1961 - Balboa Stadium (San Diego, CA)



The 1961 American Football League Championship game in San Diego's Balboa Stadium was carbon copy of previous season's title game in that Houston Oilers beat San Diego Chargers 10-3. On Jan. 1, 1961, Oilers edged Chargers, 24-16, in Houston's Jeppesen Stadium. live audience of 29,556 fans and nationwide television audience estimated in vicinity of 40 million viewers witnessed monument to defensive football at its best. crowd at stadium was limited because game was played on Christmas Eve and game was telecast into Los Angeles area and many San Diegans received LA's ABC affiliate, Channel 7. Oilers scored on 46-yard field goal by George Blanda midway through second quarter and added clincher, 35-yard touchdown pass by Blanda to Billy Cannon, late in third quarter. Chargers only scoring came on 12-yard field goal early in final period. Indication of evenness of ballgame is that both clubs had total net offense of 256 yards.

Score by Quarters	Q1	Q2	Q3	Q4	Total
Houston Oilers	0	3	7	0	10
San Diego Chargers	0	0	0	3	3

Tm	Qtr	Time	Play Description (PAT & Drive)	HOU	SD
HOU	2	8:06	Blanda 46-yard field goal (4-0)	3	0
HOU	3	11:39	Cannon 35 yd pass from Blanda (Blanda kick) [10-45]	10	0
SD	4	:39	Blair 12 yd field goal (7-33)	10	3

Attendance — 29,556

Team Statistics		HOU	SD	HOU	SD
TOTAL FIRST DOWNS		18	15	INTERCEPTION RET. YARDS	0
Rushing	6	6	Interceptions	4	6
Passing	8	8	PUNTING AVERAGE	41.5	33.3
Penalty	4	1	Punts	4	6
NET YARDS RUSHING		96	79	Blocked	0
Attempts	33	20	PUNT RETURN YARDS	0	16
Yards Gained	113	100	Returns	0	1
Yards Lost	17	21	KICKOFF RETURN YARDS	0	50
NET YARDS PASSING		160	177	Returns	0
Attempts	41	32	PENALTY YARDS	68	106
Completions	18	17	Penalties	5	10
Interceptions	6	4	FUMBLES/LOST	5/1	2/2
TOTAL OFFENSE		256	256		
Total Plays	74	58			

HOUSTON

Rushing	No	Yds	Avg	Lg	TD	Rushing	No	Yds	Avg	Lg	TD
Cannon	15	48	3.2	22	0	Roberson	8	37	4.6	23	0
Tolar	16	52	3.3	20	0	Lowe	5	30	6.0	12	0
Blanda	2	-4	0.2	1	0	Kemp	4	5	1.3	17	0
						Lincoln	3	7	2.3	4	0

Passing	A	C	Yds	S-L	TD	Lg	In	Rt	Passing	A	C	Yds	S-L	TD	Lg	In	Rt
Blanda	40	18	160	0-0	1	35	5	25.0	Kemp	32	17	226	6-48	0	40	4	36.2
Groman	1	0	0	0-0	0	0	0	0									

Receiving	No	Yds	Avg	Lg	TD	Receiving	No	Yds	Avg	Lg	TD
Cannon	5	53	10.6	35	1	Kocourek	7	123	17.6	40	0
Hennigan	5	43	8.6	14	0	Norton	3	48	16.0	28	0
Groman	3	32	16.0	19	0	Flowers	2	17	8.5	9	0
Dewveall	2	10	5.0	11	0	Roberson	1	11	11.0	11	0
McLeod	1	20	20.0	20	0	Lowe	1	10	10.0	10	0
Tolar	2	2	1.0	8	0	Scarpitto	1	9	9.0	9	0
						Hayes	1	5	5.0	5	0
						Lincoln	1	3	3.0	3	0

INT	No	Yds	Avg	Lg	TD	INT	No	Yds	Avg	Lg	TD
Cline	1	7	7.0	7	0	Whitehead	2	45	22.5	41	0
Glick	1	0	0.0	0	0	McNeil	2	15	7.5	15	0
Johnston	1	0	0.0	0	0	Zeman	2	0	0.0	0	0
Spence	1	0	0.0	0	0						

Punting	No	Yds	Avg	TB	I20	Lg	Punting	No	Yds	Avg	TB	I20	Lg
Norton	4	166	41.5	0	2	53	Maguire	6	199	33.2	1	1	52

Punt Ret	No	Yds	Avg	FC	Lg	TD	Punt Ret	No	Yds	Avg	FC	Lg	TD
None							Lincoln	1	16	16.0	0	16	0
							Team	0	0	0.0	1	0	0

KO Ret	No	Yds	Avg	Lg	TD	KO Ret	No	Yds	Avg	Lg	TD
None						Lowe	1	27	27.0	27	0
						Roberson	1	23	23.0	23	0

1960 AFL Championship Game Houston Oilers 24, Los Angeles Chargers 16 Sunday, Jan. 1, 1961 - Jeppesen Stadium (Houston, TX)



The American Football League's first championship game took place Jan. 1, 1961 between Eastern Division champion Houston Oilers and Western Division champion Los Angeles Chargers in Jeppesen Stadium, home of Eastern tilts. Outcome: Houston 24, Los Angeles 16. In 50 degree weather with 70 percent humidity due to week-long rains, Chargers took on Oilers before live crowd of 32,183 and television audience of approximately 45 million viewers. Ben Agajanian kicked field goals of 38 and 22 yards to give Chargers 6-0 first quarter lead. In second quarter, Houston's George Blanda hit Dave Smith on 17-yard touchdown pass, added conversion and kicked 18-yard field goal. Agajanian kicked 27-yard field goal with five seconds left in half to make score Houston 10, Los Angeles 9 at half. In third quarter, Blanda completed seven-yard touchdown pass to Bill Groman and kicked conversion. Chargers responded when Paul Lowe slanted over from two-yard line and Agajanian's conversion score was Houston 17, Los Angeles 16, at end of three quarters. In fourth quarter, Blanda and Billy Cannon teamed up on 88-yard pass-run touchdown play to conclude scoring. Player of game honors went to Cannon, with Blanda and Lowe deadlocked vote behind. Lowe's total yardage on day was 271 yards compared to Cannon's 259. Inability of Chargers to take ball in for touchdowns early in game, settling for three first-half field goals on each occasion, and several bad breaks late in game proved to be difference.

Score by Quarters	Q1	Q2	Q3	Q4	Total
San Diego Chargers	6	3	7	0	16
Houston Oilers	0	10	7	7	24

Tm	Qtr	Time	Play Description (PAT & Drive)	SD	HOU
SD	1	10:58	Agajanian 38 yd field goal [9-46]	3	0
SD	1	6:44	Agajanian 22 yd field goal [5-33]	6	0
HOU	2	11:09	Smith 17 yd pass from Blanda (Blanda kick) [11-83]	6	7
HOU	2	5:15	Blanda 18 yd field goal [12-40]	6	10
SD	2	:05	Agajanian 27 yd field goal [4-11]	9	10
HOU	3	N/A	Groman 7 yd pass from Blanda (Blanda kick) [10-55]	9	17
SD	3	N/A	Lowe 2 yd run (Agajanian kick) [8-63]	16	17
HOU	4	N/A	Cannon 88 yd pass from Blanda (Blanda kick) [3-89]	16	24

Attendance — 32,183

Team Statistics		SD	HOU	SD	HOU
TOTAL FIRST DOWNS		21	17	INTERCEPTION RET. YARDS	0
Rushing	11	4	Interceptions	0	2
Passing	9	13	PUNTING AVERAGE	41.0	34.0
Penalty	1	0	Punts	4	5
NET YARDS RUSHING		162	100	Blocked	0
Attempts	33	40	PUNT RETURN YARDS	42	0
Yards Gained	208	107	Returns	2	0
Yards Lost	46	7	KICKOFF RETURN YARDS	123	128
NET YARDS PASSING		171	301	Returns	5
Attempts	41	32	PENALTY YARDS	15	54
Completions	21	16	Penalties	3	4
Interceptions	2	0	FUMBLES/LOST	2/0	0/0
TOTAL OFFENSE		333	401		
Total Plays	74	72			

SAN DIEGO

Rushing	No	Yds	Avg	Lg	TD	Rushing	No	Yds	Avg	Lg	TD
Lowe	21	165	7.9	30	1	Cannon	18	50	2.8	6	0
Ferguson	4	11	2.8	7	0	Smith	19	45	2.4	14	0
Ford	2	-5	-2.5	1	0	Hall	3	5	1.7	3	0
Kemp	6	-9	-1.5	14	0						

Passing	A	C	Yds	S-L	TD	Lg	In	Rt	Passing	A	C	Yds	S-L	TD	Lg	In	Rt
Kemp	41	21	171	3-28	0	33	2	41.8	Blanda	31	16	301	0-0	3	88	0	117.8
									Cannon	1	0	0	0-0	0	0	0	39.6

Receiving	No	Yds	Avg	Lg	TD	Receiving	No	Yds	Avg	Lg	TD
Norton	6	55	9.2	18	0	Smith	5	52	10.4	17	1
Womble	6	29	4.8	8	0	Hennigan	4	71	17.8	38	0
Kocourek	3	57	19.0	33	0	Cannon	3	128	42.7	88	1
Lowe	3	5	1.7	6	0	Groman	3	37	12.3	17	1
Ferguson	2	19	9.5	13	0	Carson	1	13	13.0	13	0
Flowers	1	6	6.0	6	0						

INT	No	Yds	Avg	Lg	TD	INT	No	Yds	Avg	Lg	TD
None						Gordon	1	27	27.0	27	0
						Dukes	1	8	8.0	8	0

Punting	No	Yds	Avg	TB	I20	Lg	Punting	No	Yds	Avg	TB	I20	Lg
Laraba	4	164	41.0	0	3	49	Milstead	5	169	33.8	0	2	43

Punt Ret	No	Yds	Avg	FC	Lg	TD	Punt Ret	No	Yds	Avg	FC	Lg	TD
Harris	1	27	27.0	0	27	0	Cannon	0	0	0.0	1	0	0
Sears	1	15	15.0	1	15	0							

KO Ret	No	Yds	Avg	Lg	TD	KO Ret	No	Yds	Avg	Lg	TD
Lowe	4	101	25.3	34	0	Hall	2	47	23.5	42	0
Ford	1	22	22.0	22	0						

NFL HONORS

KEY:

AFQ: American Football Quarterly
AP: Associated Press
CBS: CBS SportsLine.com
CPFN: College and Pro Football Newsweekly
DMN: Dallas Morning News
PFJ: Pro Football Journal
PFT: Pro Football Talk.com
PFWA: Professional Football Writers of America
PFW: Pro Football Weekly
FN: Football News
SI: Sports Illustrated
TSN: The Sporting News
MFC: Maxwell Football Club
NEA: Newspaper Enterprise Association
UPI: United Press International
USAT: USA Today Sports Weekly

PRO FOOTBALL HALL OF FAME

1978 – Lance Alworth, WR, 1962-70
1979 – Ron Mix, T, 1960-69
1983 – Sid Gillman, Head Coach, 1960-69, 1971
1993 – Dan Fouts, QB, 1973-1987
1995 – Kellen Winslow, TE, 1979-1987
1996 – Charlie Joiner, WR, 1976-1986
2008 – Fred Dean, DE, 1975-81
2015 – Junior Seau, LB, 1990-02

NFL COACH OF YEAR

1992 – Bobby Ross (PFWA, PFW, FN, FD)
1994 – Bobby Ross (SI)
2004 – M. Schottenheimer (AP, PFWA, PFW, MFC)

AFQ COACH OF YEAR

1979 – Don Coryell (PFWA)
1992 – Bobby Ross (UPI)

NFL EXECUTIVE OF YEAR

1979 – John Sanders (TSN)
2004 – A.J. Smith (PFWA, PFW)

NFL MOST VALUABLE PLAYER

1982 – Dan Fouts (NEA, PFWA, CPFN)
2006 – L. Tomlinson (AP, CBS, DMN, PFWA, PFW)

NFL PLAYER OF YEAR

1979 – Dan Fouts (FD)
2006 – LaDainian Tomlinson (MFC, TSN, SI)

NFL MAN OF YEAR

1971 – John Hadl
1983 – Rolf Benirschke
1994 – Junior Seau
2006 – LaDainian Tomlinson

AFQ PLAYER OF YEAR

1979 – Dan Fouts (UPI, TSN)

AFQ MOST VALUABLE PLAYER

1982 – Dan Fouts (UPI)

NFL OFFENSIVE PLAYER OF YEAR

1982 – Dan Fouts (AP, PFW)
2006 – L. Tomlinson (AP, CBS, DMN, PFWA, PFW)

NFL DEFENSIVE PLAYER OF YEAR

1992 – Junior Seau (UPI, FD)
1998 – Junior Seau (FD)

NFL ROOKIE OF YEAR

1974 – Don Woods (NEA, FN, PFW)
2005 – Shawne Merriman (TSN)
2013 – Keenan Allen (TSN, Pepsi Next)

NFL OFFENSIVE ROOKIE OF YEAR

1974 – Don Woods (AP, FD)
2013 – Keenan Allen (PFWA, SI, CBS)

NFL DEFENSIVE ROOKIE OF YEAR

1986 – Leslie O'Neal (AP, PFW*)
2005 – Shawne Merriman (AP, PFWA, PFW)
2016 – Joey Bosa (ESPN, PFWA, PFT)
*shared award with John Offerdahl

AFQ ROOKIE OF YEAR

1974 – Don Woods (UPI, TSN)

NFL COMEBACK PLAYER OF YEAR

2004 – Drew Brees (AP)
2013 – Philip Rivers (AP, PFWA)

NFL MOST IMPROVED PLAYER

2004 – Drew Brees (PFWA, PFW)

NFL OUTSTANDING BLOCKER AWARD

1971 – Walt Sweeney (1,000-Yard Club Found.)

NFL RUNNING BACK OF YEAR

2006 – L. Tomlinson (NFL Alumni Association)

ALL-AFL SELECTIONS

1960 – Dick Harris, Jack Kemp, Paul Lowe, Ron Mix, Volney Peters
1961 – Chuck Allen, Earle Faison, Dick Harris, Charlie McNeil, Ron Mix
1962 – Dave Kocourek, Ron Mix
1963 – Lance Alworth, Earle Faison, Keith Lincoln, Ron Mix, Tobin Rote
1964 – Lance Alworth, Earle Faison, Keith Lincoln, Ron Mix
1965 – Lance Alworth, Earle Faison, Ernie Ladd, Paul Lowe
1966 – Lance Alworth, Ron Mix
1967 – Lance Alworth, Ron Mix, Walt Sweeney
1968 – Lance Alworth, Ron Mix, Walt Sweeney
1969 – Lance Alworth

AFL ALL-TIME TEAM (FIRST-TEAM)

1970 – Lance Alworth, Paul Lowe, Ron Mix
(selected by Pro Football Hall of Fame)

AFL ALL-TIME TEAM (SECOND-TEAM)

1970 – Sid Gillman, Miller Farr, Ken Graham, Dave Kocourek, Bob Scarpitto, Walt Sweeney
(selected by Pro Football Hall of Fame)

ALL-NFL FIRST-TEAM SELECTIONS

1970 – Walt Sweeney (NEA)
1977 – Louie Kelcher (NEA)
1978 – Louie Kelcher (AP, NEA, PFWA)
Russ Washington, T, (NEA)
1979 – Dan Fouts (AP, PFWA, UPI, PFW)
John Jefferson (AP, NEA, PFWA, FD)
1980 – Fred Dean (AP, CPFN, FD, PFW)
John Jefferson (AP, NEA, PFWA, PFW, TSN, CPFN, FD)
Gary Johnson (AP, NEA, PFWA, TSN, PFW, FD)
Charlie Joiner (AP)
Kellen Winslow (AP, NEA, PFWA, PFW, TSN, CPFN, FD)
1981 – Gary Johnson (AP, PFWA, CPFN)
Kellen Winslow (AP, NEA, PFWA, TSN, PFW, CPFN)
1982 – W. Chandler (AP, NEA, PFWA, CPFN, FD)
Dan Fouts (AP, NEA, PFWA, CPFN)
Doug Wilkerson (AP, NEA, PFWA, FD)
K. Winslow (AP, NEA, PFWA, CPFN, FD)
1985 – Dan Fouts (NEA)
Lionel James (CPFN)
1989 – Gill Byrd (TSN)
Leslie O'Neal (FN)
Lee Williams (TSN)
1990 – Marion Butts (FD)
Gill Byrd (FD)
1991 – Junior Seau (NEA)
1992 – Junior Seau (AP, NEA, PFWA, CPFN, PFW, TSN, FD)
1993 – Junior Seau (AP, PFWA, FD, TSN)
1994 – John Carney (AP, CPFN, TSN, USAT)
Leslie O'Neal (FD)
J. Seau (AP, PFWA, CPFN, FD, PFW, TSN)
1995 – Darren Bennett (AP, PFWA, CPFN, FD, PFW, TSN, AFQ)
Dwayne Harper (SI)

J. Seau (PFWA, FD, PFW, TSN, USAT)
1996 – Junior Seau (AP, TSN)
1997 – Eric Metcalf (AP, CPFN)
1998 – Rodney Harrison (AP, SI, PFW, TSN, FD)
Junior Seau (AP, PFW, TSN, FD)
2000 – Junior Seau (AP)
2001 – Rodney Harrison (TSN)
Ronney Jenkins (CPFN)
2002 – Donnie Edwards (CPFN, FD, SI)
2003 – LaDainian Tomlinson (SI)
2004 – Donnie Edwards (CPFN, FD, SI)
Antonio Gates (AP, FD, PFW, TSN, SI)
Mike Scifres (SI)
LaDainian Tomlinson (AP, CPFN)
2005 – A. Gates (AP, PFWA, PFW, TSN, SI, USAT)
Mike Goff (SI)
Shawne Merriman (TSN, SI)
LaDainian Tomlinson (TSN)
Jamal Williams (AP, TSN)
2006 – Kris Dielman (ESPN.com)
A. Gates (AP, ESPN.com, PFWA, PFW, TSN, SI, USAT)
Mike Goff (SI)
Marcus McNeill (USAT)
Shawne Merriman (AP, ESPN.com, PFWA, PFW, TSN, SI, USAT)
Lorenzo Neal (AP, ESPN.com, USAT)
L. Tomlinson (AP, ESPN.com, PFWA, PFW, TSN, SI, USAT)
J. Williams (AP, PFWA, PFW, TSN, USAT)
2007 – A. Cromatie (AP, PFWA, PFW, USAT)
Shawne Merriman (USAT)
Lorenzo Neal (AP)
Kassim Osgood (PFWA, PFW)
L. Tomlinson (AP, PFWA, PFW, TSN, USAT)
2009 – Antonio Gates (SI)
Vincent Jackson (SI)
Nate Kaeding (AP, PFWA, PFW)
Kassim Osgood (PFWA, PFW)
2010 – Eric Weddle (AP, PFWA, PFW, TSN, SI)
2012 – Eric Weddle (CBS, PFWA, PFW)
2013 – Eric Weddle (SI)
2014 – Eric Weddle (AP, PFWA)
2015 – Danny Woodhead (PFJ)

ALL-NFL SECOND-TEAM SELECTIONS

1976 – Charlie Joiner (NEA)
1978 – John Jefferson (UPI)
1979 – John Jefferson (UPI)
1980 – Rolf Benirschke (AP)
Dan Fouts (AP)
Charlie Joiner (AP)
Louie Kelcher (AP)
Doug Wilkerson (UPI)
1981 – Louie Kelcher (AP)
1982 – Tim Fox (AP)
Gary Johnson (AP)
Chuck Muncie (UPI)
Russ Washington (AP)
1983 – Dan Fouts (UPI)
1985 – Wes Chandler (CPFN)
Dan Fouts (AP, UPI)
Lionel James (UPI)
Jim Lachey (UPI)
1986 – Lee Williams (UPI)
Billy Ray Smith (UPI)
1987 – Chip Banks (UPI)
Jim Lachey (AP)
Ralf Mojsiejko (AP, NEA)
Billy Ray Smith (UPI)
Kellen Winslow (AP)
1988 – Lee Williams (UPI)
Ralf Mojsiejko (UPI)
1989 – Anthony Miller (CPFN)
1989 – Leslie O'Neal (CPFN)
Lee Williams (AP, CPFN)
1990 – Marion Butts (AP, CPFN)
1991 – Junior Seau (CPFN)
1992 – Gill Byrd (AP, CPFN)
Anthony Miller (CPFN)
Leslie O'Neal (NEA, CPFN)
David Richards (NEA)
1993 – Junior Seau (CPFN)

Continued next page

All-NFL Second-Team, cont.

- 1994 — John Carney (FD)
- 1994 — Leslie O'Neal (AP, CPFN)
- 1995 — Dwayne Harper (FD)
- 1995 — Junior Seau (AP, CPFN)
- 1996 — Tony Martin (AP, FD)
- 1996 — Junior Seau (FD)
- 1999 — Darren Bennett (S)
- 1999 — Junior Seau (AP, CPFN)
- 2001 — Marcellus Wiley (CPFN)
- 2002 — Donnie Edwards (AP)
- 2002 — LaDainian Tomlinson (AP, FD)
- 2003 — LaDainian Tomlinson (AP, FD)
- 2004 — Drew Brees (CPFN, FD and PFW)
- 2004 — Donnie Edwards (AP)
- 2004 — Antonio Gates (CPFN)
- 2004 — Mike Goff (FD)
- 2004 — Jamal Williams (AP, FD)
- 2005 — Lorenzo Neal (AP)
- 2005 — LaDainian Tomlinson (AP)
- 2006 — Nate Kaeding (AP)
- 2007 — Shawne Merriman (AP)
- 2008 — Kris Dielman (AP)
- 2009 — Kris Dielman (AP)
- 2009 — Antonio Gates (AP)
- 2010 — Antonio Gates (AP)
- 2010 — Eric Weddle (AP)
- 2012 — Eric Weddle (AP)
- 2013 — Eric Weddle (AP)
- 2016 — Casey Hayward (AP, PFJ)

ALL-AFC SELECTIONS

- 1970 — Walt Sweeney (AP)
- 1971 — Walt Sweeney (AP, UPI)
- 1973 — Walt Sweeney (TSN)
- 1974 — Russ Washington (AP)
- 1977 — Louie Kelcher (UPI)
- 1978 — Louie Kelcher (UPI)
- 1979 — Fred Dean (AP)
- 1979 — Dan Fouts (AP)
- 1979 — John Jefferson (AP)
- 1979 — Wilbur Young (UPI)
- 1980 — Fred Dean (PFW)
- 1980 — John Jefferson (UPI, PFW)
- 1980 — Gary Johnson (UPI, PFW)
- 1980 — Louie Kelcher (PFW)
- 1980 — Kellen Winslow (UPI, PFW)
- 1981 — James Brooks (CPFN)
- 1981 — Dan Fouts (CPFN)
- 1981 — Chuck Muncie (UPI, CPFN)
- 1981 — Doug Wilkerson (UPI)
- 1982 — Kellen Winslow (UPI, CPFN)
- 1982 — Rolf Benirschke (UPI)
- 1982 — Wes Chandler (UPI)
- 1982 — Dan Fouts (UPI)
- 1982 — Doug Wilkerson (UPI)
- 1982 — Kellen Winslow (UPI)
- 1984 — Earnest Jackson (PFW)
- 1985 — Lionel James (FN)
- 1987 — Lionel James (PFW)
- 1987 — Jim Lachey (UPI)
- 1987 — Ralf Mojsiejenko (UPI, FN)
- 1987 — Kellen Winslow (UPI, FN)
- 1989 — Anthony Miller (PFW)
- 1989 — Leslie O'Neal (UPI, PFW)
- 1989 — Lee Williams (UPI, PFW)
- 1990 — Marion Butts (UPI, FN)
- 1990 — Gill Byrd (FN)
- 1991 — Gill Byrd (FN, PFW)
- 1991 — Nate Lewis (PFW)
- 1991 — Junior Seau (FN)
- 1992 — Gill Byrd (UPI)
- 1992 — Anthony Miller (UPI)
- 1992 — Leslie O'Neal (UPI)
- 1992 — Junior Seau (UPI)
- 1993 — Anthony Miller (UPI, FN)
- 1993 — Junior Seau (UPI, FN)
- 1994 — John Carney (UPI, FN)
- 1994 — Andre Coleman (FN)
- 1994 — Darrien Gordon (FN)
- 1994 — Leslie O'Neal (UPI, FN)
- 1994 — Junior Seau (UPI, FN)
- 1995 — Darren Bennett (UPI, FN)
- 1995 — Junior Seau (UPI, FN)
- 1996 — Darrien Gordon (FN)
- 1996 — Tony Martin (FN)
- 1996 — Junior Seau (UPI, FN)
- 1998 — Rodney Harrison (PFW, FN)

- 1999 — Junior Seau (PFW, FN)
- 1999 — Darren Bennett (FN)
- 2001 — Rodney Harrison (PFW)
- 2001 — Marcellus Wiley (PFW)
- 2004 — Antonio Gates (PFW)
- 2005 — Antonio Gates (PFW)
- 2005 — Jamal Williams (PFW)
- 2005 — Hanik Milligan (PFW)
- 2006 — Antonio Gates (PFW, PFW)
- 2006 — Nate Kaeding (PFW, PFW)
- 2006 — Shawne Merriman (PFW, PFW)
- 2006 — Kassim Osgood (PFW, PFW)
- 2006 — LaDainian Tomlinson (PFW, PFW)
- 2006 — Jamal Williams (PFW, PFW)
- 2007 — Antonio Cromartie (PFW, PFW)
- 2007 — Antonio Gates (PFW, PFW)
- 2007 — Kassim Osgood (PFW, PFW)
- 2007 — LaDainian Tomlinson (PFW, PFW)
- 2013 — Ryan Mathews (PFW)
- 2013 — Eric Weddle (PFW)
- 2014 — Eric Weddle (PFW)

ALL-AFC WEST SELECTIONS

- 2013 — Keenan Allen (ESPN)
- 2013 — Nick Hardwick (ESPN)
- 2013 — Nick Novak (ESPN)
- 2013 — Eric Weddle (ESPN)

ALL-ROOKIE SELECTIONS

- 1974 — Don Woods (PFW)
- 1975 — Gary Johnson (PFW)
- 1975 — Louie Kelcher (PFW)
- 1976 — Don Macek (PFW)
- 1977 — Bob Rush (PFW)
- 1978 — John Jefferson (PFW)
- 1982 — Andre Young (PFW)
- 1983 — Mike Green (PFW)
- 1985 — Danny Walters (PFW)
- 1985 — Gary Anderson (PFW)
- 1985 — John Hendy (PFW)
- 1985 — Jim Lachey (PFW)
- 1986 — Leslie O'Neal (PFW, UPI)
- 1988 — David Richards (UPI)
- 1989 — Burt Grossman (PFW, UPI)
- 1989 — Courtney Hall (PFW, UPI)
- 1990 — Leo Goetz (PFW, UPI)
- 1990 — Junior Seau (UPI)
- 1991 — Eric Moten (PFW)
- 1991 — Stanley Richard (PFW)
- 1992 — Chris Mims (PFW)
- 1993 — Darrien Gordon (PFW)
- 1994 — Andre Coleman (PFW, CPFN, FN, PFW)
- 1999 — Jason Perry (PFW, PFW)
- 2001 — LaDainian Tomlinson (PFW, PFW)
- 2003 — Jason Ball (PFW, PFW)
- 2003 — Quentin Jammer (PFW, PFW)
- 2003 — Ben Leber (PFW, PFW)
- 2004 — Nate Kaeding (PFW, PFW)
- 2004 — Shane Olivea (PFW, PFW)
- 2005 — Luis Castillo (PFW, PFW)
- 2005 — Shawne Merriman (PFW, PFW)
- 2006 — Marcus McNeill (PFW, PFW)
- 2007 — Brandon Siler (PFW, PFW)
- 2009 — Louis Vasquez (PFW, PFW)
- 2012 — Kendall Reyes (ESPN)
- 2013 — Keenan Allen (PFW)
- 2013 — D.J. Fluker (PFW)
- 2015 — Josh Lambo (PFJ, PFW)
- 2016 — Joey Bosa (PFW, PFJ)
- 2016 — Jatavis Brown (PFW, PFJ)
- 2016 — Hunter Henry (PFW, PFJ)
- 2016 — Drew Kaser (PFJ*)
- 2016 — Derek Watt (PFJ*)

*denotes second-team

AFL ALL-STAR GAME

- (starters in CAPS - year is year game played)
- 1962 — Earle Faison, DICK HARRIS, BILL HUDSON, EMIL KARAS, JACK KEMP, DAVE KOCUREK, CHARLIE McNEIL, RON MIX, DON NORTON, ERNIE WRIGHT, George Blair
- 1963 — REG CAROLAN, Earle Faison, EMIL KARAS, DAVE KOCUREK, ERNIE LADD, Keith Lincoln, Paul Maguire, RON MIX, Don Norton, Bob Zeman
- 1964 — LANCE ALWORTH, Earle Faison, EMIL

- KARAS, ERNIE LADD, KEITH LINCOLN, RON MIX, TOBIN ROTÉ, Chuck Allen, Paul Lowe, Ernie Wright
- 1965 — CHUCK ALLEN, LANCE ALWORTH, FRANK BUNCOM, Earle Faison, DAVE KOCUREK, ERNIE LADD, KEITH LINCOLN, RON MIX, WALT SWEENEY, John Hadl
- 1966 — Earle Faison, KENNY GRAHAM, JOHN HADL, ERNIE LADD, PAUL LOWE, Lance Alworth, Frank Buncom, Leslie "Speedy" Duncan, Willie Frazier, Keith Lincoln, Ron Mix, Walt Sweeney, Ernie Wright
- 1967 — LANCE ALWORTH, RON MIX, Leslie "Speedy" Duncan, Willie Frazier, Jacques MacKinnon, Walt Sweeney, Dick Van Raaphorst
- 1968 — LANCE ALWORTH, FRANK BUNCOM, LESLIE "SPEEDY" DUNCAN, KENNY GRAHAM, RON MIX, WALT SWEENEY, Willie Frazier, Brad Hubbert, Dick Post, Rick Redman
- 1969 — LANCE ALWORTH, KENNY GRAHAM, JOHN HADL, JACQUE MacKINNON, RON MIX, WALT SWEENEY, Gary Garrison
- 1970 — LANCE ALWORTH, STEVE DeLONG, KENNY GRAHAM, JOHN HADL, DICK POST, WALT SWEENEY

AFC-NFC PRO BOWL

- (starters in CAPS - year is year game played)
- 1971 — WALT SWEENEY, Gary Garrison
- 1972 — WALT SWEENEY, Gary Garrison
- 1973 — GARY GARRISON, DEACON JONES, John Hadl, Walt Sweeney
- 1975 — Russ Washington
- 1976 — Russ Washington
- 1977 — Charlie Joiner
- 1978 — Louie Kelcher, Russ Washington
- 1979 — LOUIE KELCHER, RUSS WASHINGTON, John Jefferson
- 1980 — FRED DEAN, DAN FOUTS, JOHN JEFFERSON, RUSS WASHINGTON, Gary Johnson, Charlie Joiner, Ed White
- 1981 — FRED DEAN, KELLEN WINSLOW, LOUIE KELCHER, JOHN JEFFERSON, GARY JOHNSON, Dan Fouts, Charlie Joine, Doug Wilkerson
- 1982 — KELLEN WINSLOW, DOUG WILKERSON, GARY JOHNSON, Dan Fouts, Chuck Muncie
- 1983 — WES CHANDLER, DAN FOUTS, GARY JOHNSON, DOUG WILKERSON, KELLEN WINSLOW, Rolf Benirschke, Chuck Muncie
- 1984 — DAN FOUTS, Kellen Winslow, Wes Chandler
- 1985 — Earnest Jackson
- 1986 — DAN FOUTS, Wes Chandler
- 1987 — GARY ANDERSON
- 1988 — KELLEN WINSLOW, Jim Lachey, Ralf Mojsiejenko
- 1989 — LEE WILLIAMS
- 1990 — LEE WILLIAMS, Anthony Miller, Leslie O'Neal
- 1991 — MARION BUTTS, ANTHONY MILLER, LESLIE O'NEAL
- 1992 — GILL BYRD, JUNIOR SEAU, Marion Butts
- 1993 — GILL BYRD, ANTHONY MILLER, LESLIE O'NEAL, JUNIOR SEAU, Ronnie Harmon
- 1994 — ANTHONY MILLER, LESLIE O'NEAL, JUNIOR SEAU
- 1995 — NATRONE MEANS, LESLIE O'NEAL, JUNIOR SEAU, John Carney
- 1996 — JUNIOR SEAU, Darren Bennett, Leslie O'Neal
- 1997 — TONY MARTIN, JUNIOR SEAU
- 1998 — Eric Metcalf, Junior Seau
- 1999 — RODNEY HARRISON, JUNIOR SEAU
- 2000 — Junior Seau
- 2001 — JUNIOR SEAU, Darren Bennett
- 2002 — RODNEY HARRISON, MARCELLUS WILEY, RYAN McNEIL, Junior Seau
- 2003 — Donnie Edwards, Junior Seau, LaDainian Tomlinson
- 2005 — ANTONIO GATES, LaDAINIAN TOMLINSON, Drew Brees
- 2006 — ANTONIO GATES, LORENZO NEAL, JAMAL WILLIAMS, SHAWNE MERRIMAN, Hanik Milligan, LaDainian Tomlinson
- 2007 — MARCUS McNEILL, SHAWNE MERRIMAN, LORENZO NEAL, LaDAINIAN TOMLINSON, JAMAL WILLIAMS, David Bin,

Antonio Gates, Nick Hardwick, Nate Kaeding, Kassim Osgood, Philip Rivers*
 2008 — **ANTONIO GATES***, **LORENZO NEAL**, **LaDAINIAN TOMLINSON***, Antonio Cromartie, Kris Dielman, Marcus McNeill, Shawne Merriman, Philip Rivers*, Kassim Osgood, Jamal Williams*
 2009 — **KRIS DIELMAN**, Antonio Gates*
 2010 — **ANTONIO GATES**, Kris Dielman, Vincent Jackson, Nate Kaeding*, Kassim Osgood, Philip Rivers*
 2011 — **KRIS DIELMAN**, **ANTONIO GATES***, **PHILIP RIVERS**, Shaun Phillips
 2012 — **ANTONIO GATES**, **ERIC WEDDLE**, Vincent Jackson, Ryan Mathews, Philip Rivers
 2014 — **ERIC WEDDLE**, Philip Rivers
 2015 — **ERIC WEDDLE**, Darrell Stuckey
 2016 — **JASON VERRETT**
 2016 — **CASEY HAYWARD**, Melvin Gordon, Philip Rivers
 *Selected, but did not play due to injury

PRO BOWL PLAYER OF GAME
 1982 — Dan Fouts and John Jefferson

MOST PRO BOWLS PLAYED

12 — Junior Seau (1991-2002)
 6 — Dan Fouts (1980-84, 1986)
 Leslie O'Neal (1990-91, 1993-96)
 5 — Antonio Gates (2005-07, 2010, 2012)
 LaDainian Tomlinson (2003, 2005-08)
 Russ Washington (1975-76, 1979-80)
 Kellen Winslow (1981-84, 1988)
 4 — Kris Dielman (2008-11)
 Gary Johnson (1980-83)
 Anthony Miller (1990-91, 1993-94)
 Philip Rivers (2011-12, 2014, 2017)
 3 — Wes Chandler (1983-84, 1986)
 Gary Garrison (1971-73)
 John Jefferson (1979-81)
 Charlie Joiner (1977, 1980-81)
 Louie Kelcher (1978-79, 1981)
 Shawne Merriman (2006-08)
 Lorenzo Neal (2006-08)
 Kassim Osgood (2007-08, 2010)
 Walt Sweeney (1971-73)
 Eric Weddle (2012, 2014-15)
 Doug Wilkerson (1981-83)
 2 — Darren Bennett (1996, 2001)
 Marion Butts (1991-92)
 Gill Byrd (1992-93)
 Fred Dean (1980-81)
 Rodney Harrison (1999, 2002)
 Vincent Jackson (2010, 2012)
 Marcus McNeill (2007-08)
 Chuck Muncie (1982-83)
 Jamal Williams (2006-07)
 Lee Williams (1989-90)
 1 — Gary Anderson (1987)
 Rolf Benirschke (1983)
 David Binn (2007)
 Drew Brees (2005)
 John Carney (1995)
 Antonio Cromartie (2008)
 Donnie Edwards (2004)
 Melvin Gordon (2017)
 John Hadl (1973)
 Nick Hardwick (2007)
 Ronnie Harmon (1993)
 Casey Hayward (2017)
 Earnest Jackson (1985)
 Deacon Jones (1973)
 Nate Kaeding (2007)
 Jim Lachey (1988)
 Tony Martin (1997)
 Ryan Mathews (2012)
 Ryan McNeil (2002)
 Natrone Means (1995)
 Eric Metcalf (1998)
 Hanik Milligan (2006)
 Ralf Mojsiejenko (1988)
 Shaun Phillips (2011)
 Darrell Stuckey (2015)
 Jason Verrett (2016)
 Ed White (1980)

Marcellus Wiley (2002)

AFC OFFENSIVE PLAYER OF WEEK

1984 — Dan Fouts (Week 6)
 1985 — Lionel James (Weeks 3, 10)
 Dan Fouts (Week 9)
 1986 — Charlie Joiner (Week 5)
 1987 — Dan Fouts (Week 8)
 1988 — Gary Anderson (Week 11)
 1990 — Marion Butts (Week 13)
 1991 — Rod Bernstine (Week 16)
 1992 — Rod Bernstine (Week 7)
 Stan Humphries (Week 8)
 1994 — Natrone Means (Week 6)
 Stan Humphries (Week 16)
 1995 — Tony Martin (Week 16)
 1996 — Stan Humphries (Week 4)
 1997 — Tony Martin (Week 5)
 Gary Brown (Week 6)
 2002 — LaDainian Tomlinson (Weeks 4, 13)
 2003 — LaDainian Tomlinson (Week 7)
 Doug Flutie (Week 10)
 2004 — Drew Brees (Week 8)
 2005 — LaDainian Tomlinson (Weeks 3, 6, 12)
 Drew Brees (Week 4)
 2006 — Philip Rivers (Week 6)
 LaDainian Tomlinson (Wks. 9, 11, 14, 15)
 2007 — Philip Rivers (Week 5)
 2008 — Dan Fouts (Week 14)
 2013 — Philip Rivers (Weeks 2, 4)
 2014 — Antonio Gates (Week 2)
 Philip Rivers (Week 16)
 2016 — Melvin Gordon (Week 9)

AFC DEFENSIVE PLAYER OF WEEK

1986 — Billy Ray Smith (Week 1)
 Jeff Dale (Week 10)
 1988 — Gill Byrd (Week 15)
 1989 — Gill Byrd (Week 3)
 Leslie O'Neal (Weeks 9, 16)
 1990 — Gill Byrd (Week 8)
 1991 — Billy Ray Smith (Week 12)
 1993 — Junior Seau (Week 3)
 Donald Frank (Week 9)
 1994 — Junior Seau (Week 1)
 1995 — Rodney Harrison (Week 2)
 Leslie O'Neal (Week 8)
 1996 — Junior Seau (Weeks 5, 10)
 1998 — Norman Hand (Week 7)
 1999 — Rodney Harrison (Week 5)
 2002 — Marcellus Wiley (Week 3)
 2004 — Drayton Florence (Week 13)
 Donnie Edwards (Week 14)
 2005 — Shawne Merriman (Week 15)
 2006 — Jamal Williams (Week 4)
 Shawne Merriman (Week 16)
 2007 — Antonio Cromartie (Week 10)
 Shawne Merriman (Week 13)
 Jyles Tucker (Week 17)
 2008 — Antonio Cromartie (Week 3)
 2010 — Shaun Phillips (Week 4)
 2011 — Antwan Barnes (Week 15)
 2012 — Donald Butler (Week 4)
 2014 — Corey Liuget (Week 3)
 2016 — Denzel Perryman (Week 7)

AFC SPECIAL TEAMS PLAYER OF WEEK

1993 — John Carney (Weeks 1, 3)
 1994 — John Carney (Week 4)
 Darrien Gordon (Week 13)
 Andre Coleman (Week 17)
 1995 — Andre Coleman (Week 3)
 1996 — John Carney (Weeks 1, 5)
 1997 — Eric Metcalf (Week 10)
 1998 — John Carney (Week 1)
 1999 — John Carney (Week 14)
 2000 — Ronney Jenkins (Week 2)
 John Carney (Week 13)
 2001 — Tim Dwight (Week 1)
 Wade Richey (Week 2)
 2007 — Mike Scifres (Week 8)
 Antonio Cromartie (Week 9)
 Darren Sproles (Week 10)
 2009 — Nate Kaeding (Week 17)
 2011 — Richard Goodman (Week 17)
 2012 — Micheal Spurlock (Week 16)

2013 — Nick Novak (Weeks 6, 16)
 2014 — Nick Novak (Week 4)
 Mike Scifres (Week 11)
 2016 — Drew Kaser (Week 6)

AFC OFFENSIVE PLAYER OF MONTH

1989 — Anthony Miller (November)
 1992 — Stan Humphries (October)
 1994 — Stan Humphries (September)
 Natrone Means (October)
 1995 — Tony Martin (December)
 2006 — LaDainian Tomlinson (November)
 2008 — Philip Rivers (December)
 2009 — Philip Rivers (December)
 2010 — Philip Rivers (October)
 2014 — Philip Rivers (September)

AFC DEFENSIVE PLAYER OF MONTH

1992 — Chris Mims (November)
 Leslie O'Neal (December)
 2001 — Ryan McNeil (September)
 2002 — Junior Seau (September)
 2007 — Antonio Cromartie (December)

AFC SPECIAL TEAMS PLAYER OF MONTH

1993 — John Carney (September)
 1994 — John Carney (October)
 Andre Coleman (December)
 1995 — Andre Coleman (September)
 1996 — John Carney (September)
 1997 — Greg Davis (October)
 Eric Metcalf (November)
 2001 — Ronney Jenkins (October)
 2008 — Darren Sproles (September)

NFL OFFENSIVE ROOKIE OF MONTH

2006 — Marcus McNeill (September)

NFL DEFENSIVE ROOKIE OF MONTH

2016 — Joey Bosa (October, December)

AFC OFFENSIVE ROOKIE OF MONTH

2001 — LaDainian Tomlinson (September)

AFC DEFENSIVE ROOKIE OF MONTH

1997 — Paul Bradford (November)

FED EX GROUND NFL PLAYER OF YEAR

2006 — LaDainian Tomlinson

FED EX AIR NFL PLAYER OF WEEK

2003 — Doug Flutie (Week 10)
 2004 — Drew Brees (Weeks 8, 9)
 2005 — Drew Brees (Week 11)
 2006 — Philip Rivers (Week 6)
 2007 — Philip Rivers (Week 5)
 2008 — Philip Rivers (Weeks 3, 6)
 2013 — Philip Rivers (Week 12)
 2014 — Philip Rivers (Weeks 2, 4, 16)
 2015 — Philip Rivers (Weeks 1, 4, 6)
 2016 — Philip Rivers (Week 2)

FED EX GROUND NFL PLAYER OF WEEK

2003 — LaDainian Tomlinson (Week 10)
 2004 — LaDainian Tomlinson (Week 14)
 2005 — LaDainian Tomlinson (Weeks 3, 4, 6, 9, 12)
 2006 — LaDainian Tomlinson (Weeks 1, 6, 9, 10, 11, 13, 14, 15)
 2007 — LaDainian Tomlinson (Week 13)
 Michael Turner (Week 5)
 2008 — LaDainian Tomlinson (Week 16)

GMCC DEFENSIVE PLAYER OF WEEK

2007 — Antonio Cromartie (Week 10)

GMCC NEVER SAY NEVER MOMENT OF THE WEEK

2014 — Team Award (Week 16)

PEPSI NEXT NFL ROOKIE OF WEEK

2013 — Keenan Allen (Weeks 6, 12, 15, 17)
 D.J. Fluker (Week 7)
 2014 — Brandon Oliver (Weeks 5, 6)
 2016 — Joey Bosa (Week 7)
 Jatavis Brown (Week 6)

CASTROL EDGE CLUTCH PERFORMER OF WEEK

2016 — Melvin Gordon (Week 9)
 Denzel Perryman (Week 7)

CHARGERS HONORS

CHARGERS RETIRED NUMBERS

1988 – Dan Fouts (number 14)
2005 – Lance Alworth (number 19)
2012 – Junior Seau (number 55)
2015 – LaDainian Tomlinson (number 21)

CHARGERS HALL OF FAME

1976 – Frank Buncom,* LB, 1962-67
Emil Karas,* LB, 1960-64, '66
Bob Laraba,* LB, 1960-61
Jacque MacKinnon,* TE, 1961-69
1977 – Lance Alworth, WR, 1962-70
1978 – Ron Mix, T, 1960-69
1979 – Paul Lowe, RB, 1960-68
1980 – Barron Hilton, Majority Owner, 1960-66
Keith Lincoln, RB, 1961-66, '68
1981 – Ernie Ladd, DT, 1961-65
Walt Sweeney, G, 1963-73
1983 – John Hadl, QB, 1962-72
1984 – Chuck Allen, LB, 1961-69
1985 – Gary Garrison, WR, 1966-76
Sid Gillman, Head Coach, 1960-69, '71
1986 – Earle Faison, DE, 1961-66
1993 – Dan Fouts, QB, 1973-87
Charlie Joiner, WR, 1976-86
1994 – Don Coryell, Head Coach, 1978-86
1995 – Leslie "Speedy" Duncan, CB, 1964-70
1995 – Kellen Winslow, TE, 1979-87
1995 – Russ Washington, T, 1968-82
1996 – George Pernicano, Minority Owner, 1961-2016
1997 – Rolf Benirschke, K, 1977-86
1998 – Gill Byrd, CB, 1983-92
1999 – Gary "Big Hands" Johnson, DL, 1975-84
2000 – Doug Wilkerson, OL, 1971-84
2001 – Wes Chandler, WR, 1981-87
2002 – Stan Humphries, QB, 1992-97
Bobby Ross, Head Coach, 1992-96
2003 – Louie Kelcher, DT, 1975-83
2004 – Don Macek, C, 1976-89
Ed White, G, 1978-85
2008 – Fred Dean, DE, 1975-81
2011 – Junior Seau, LB, 1990-02
2012 – Darren Bennett, P, 1995-03
2014 – Leslie O'Neal, DE, 1986, '88-95
2015 – LaDainian Tomlinson, RB, 2001-09
*Honorary Members (Inducted Posthumously)

CHARGERS MOST VALUABLE PLAYER

1961 – Earle Faison
1962 – Ron Mix
1963 – Tobin Rote
1964 – Keith Lincoln
1965 – Lance Alworth
1966 – Lance Alworth
1967 – John Hadl
1968 – John Hadl
1969 – Steve DeLong
1970 – Gary Garrison
1971 – John Hadl
1972 – Cid Edwards
1973 – Russ Washington
1974 – Don Woods
1975 – Pat Curran
1976 – Charlie Joiner
1977 – Louie Kelcher
1978 – John Jefferson
1979 – Dan Fouts
1980 – John Jefferson
1981 – Dan Fouts
1982 – Dan Fouts
1983 – Charlie Joiner
1984 – Earnest Jackson
1985 – Lionel James
1986 – Gary Anderson
1987 – Billy Ray Smith
1988 – Gary Anderson
1989 – Anthony Miller
1990 – Marion Butts
1991 – Ronnie Harmon
1992 – Ronnie Harmon
1993 – Leslie O'Neal, Junior Seau
1994 – Natrone Means

1995 – Dwayne Harper, Leslie O'Neal
1996 – Tony Martin
1997 – Junior Seau
1998 – Junior Seau
1999 – Junior Seau
2000 – Junior Seau
2001 – Junior Seau
2002 – LaDainian Tomlinson
2003 – LaDainian Tomlinson
2004 – Drew Brees
2005 – LaDainian Tomlinson
2006 – LaDainian Tomlinson
2007 – LaDainian Tomlinson
2008 – Philip Rivers, Jamal Williams
2009 – Philip Rivers
2010 – Philip Rivers
2011 – Philip Rivers
2012 – Eric Weddle
2013 – Philip Rivers
2014 – Philip Rivers
2015 – Philip Rivers
2016 – Casey Hayward

CHARGERS LINEMAN OF YEAR

1971 – Walt Sweeney
1972 – Deacon Jones
1973 – Russ Washington
1974 – Doug Wilkerson
1975 – Doug Wilkerson
1976 – Doug Wilkerson
1977 – Doug Wilkerson
1978 – Fred Dean
1979 – Wilbur Young
1980 – Gary "Big Hands" Johnson
1981 – Doug Wilkerson
1982 – Doug Wilkerson
1983 – Ed White
1984 – Ed White, Doug Wilkerson
1985 – Ed White
1986 – Jim Lachey
1987 – Jim Lachey
1988 – Lee Williams
1989 – Leslie O'Neal, Lee Williams
1990 – Lee Williams
1991 – Courtney Hall, Harry Swayne
1992 – Leslie O'Neal
1993 – Courtney Hall
1994 – Leslie O'Neal
1995 – Shawn Lee
1996 – Eric Moten
1997 – Raleigh McKenzie, John Parrella
1998 – Norman Hand
1999 – Norman Hand, Raylee Johnson
2000 – John Parrella
2001 – Raylee Johnson
2002 – Jason Ball
2003 – Cory Raymer, DeQuincy Scott
2004 – Jamal Williams
2005 – Jamal Williams
2006 – Kris Dielman, Marcus McNeill, Jamal Williams
2007 – Kris Dielman
2008 – Jamal Williams
2009 – Marcus McNeill
2010 – Kris Dielman, Antonio Garay
2011 – Nick Hardwick
2012 – Nick Hardwick
2013 – Nick Hardwick
2014 – King Dunlap
2015 – Joe Barksdale
2016 – Joey Bosa, Matt Slauson

CHARGERS MOST INSPIRATIONAL PLAYER

(Emil Karas Memorial Award)
1975 – Pat Curran
1976 – Tom Graham
1977 – Pat Curran
1978 – Hank Bauer
1979 – Glen Edwards
1980 – Rolf Benirschke, Glen Edwards, Charlie Joiner
1981 – Charlie Joiner
1982 – Charlie Joiner

1983 – Charlie Joiner
1984 – Charlie Joiner
1985 – Charlie Joiner
1986 – Charlie Joiner
1987 – Woodrow Lowe
1988 – Gill Byrd
1989 – Gill Byrd
1990 – Gill Byrd
1991 – Gill Byrd
1992 – Gill Byrd
1993 – Gill Byrd
1994 – Eric Bieniemy, Eric Moten
1995 – Eric Moten
1996 – Kevin Ross
1997 – Junior Seau
1998 – Charles Dimry
1999 – Charles Dimry
2000 – John Parrella
2001 – John Parrella
2002 – Junior Seau
2003 – Doug Flutie, LaDainian Tomlinson
2004 – Drew Brees
2005 – Randall Godfrey
2006 – Randall Godfrey
2007 – Carlos Polk, Philip Rivers
2008 – Quentin Jammer
2009 – Stephen Cooper
2010 – Stephen Cooper, Nick Hardwick
2011 – Takeo Spikes
2012 – Takeo Spikes
2013 – D.J. Fluker, Nick Hardwick, Jarret Johnson
2014 – Malcom Floyd, Jarret Johnson
2015 – Malcom Floyd
2016 – Brandon Mebane

CHARGERS DEFENSIVE PLAYER OF YEAR

(David Griggs Memorial Award)
1996 – Rodney Harrison
1997 – Rodney Harrison
1998 – Junior Seau
1999 – Junior Seau
2000 – Rodney Harrison
2001 – Rodney Harrison, Ryan McNeil
2002 – Donnie Edwards
2003 – Donnie Edwards
2004 – Jamal Williams
2005 – Jamal Williams
2006 – Shawne Merriman
2007 – Antonio Cromartie
2008 – Jamal Williams
2009 – Quentin Jammer, Shaun Phillips
2010 – Shaun Phillips
2011 – Eric Weddle
2012 – Corey Liuget
2013 – Eric Weddle
2014 – Eric Weddle
2015 – Jason Verrett
2016 – Casey Hayward

CHARGERS OFFENSIVE PLAYER OF YEAR

(Rodney Culver Memorial Award)
1996 – Tony Martin
1997 – Gary Brown
1998 – Natrone Means
1999 – Jeff Graham
2000 – Freddie Jones
2001 – LaDainian Tomlinson
2002 – LaDainian Tomlinson
2003 – LaDainian Tomlinson
2004 – Antonio Gates
2005 – Antonio Gates, LaDainian Tomlinson
2006 – Philip Rivers
2007 – LaDainian Tomlinson
2008 – Philip Rivers
2009 – Antonio Gates, Vincent Jackson
2010 – Mike Tolbert
2011 – Ryan Mathews
2012 – Malcom Floyd
2013 – Ryan Mathews
2014 – Antonio Gates
2015 – Keenan Allen
2016 – Melvin Gordon
CHARGERS SPECIAL TEAMS PLAYER OF YEAR

1978 — Artie Owens, Pete Shaw
 1979 — Pete Shaw
 1980 — Hank Bauer
 1981 — Hank Bauer
 1982 — Ray Preston
 1983 — Derrie Nelson
 1984 — Vince Osby
 1985 — Derrie Nelson
 1986 — Ty Allert
 1987 — Daniel Hunter
 1988 — Randy Kirk
 1989 — Ken Woodard
 1990 — John Carney
 1991 — Darren Carrington
 1992 — Darren Carrington
 1993 — Lew Bush
 1994 — Andre Coleman
 1995 — Andre Coleman
 1996 — Mark Montreuil
 1997 — Eric Metcalf
 1998 — Steve Tovar
 1999 — Fred McCrary
 2000 — Darren Bennett
 2001 — Ronney Jenkins
 2002 — Carlos Polk
 2003 — Leon Johnson, Carlos Polk
 2004 — Mike Scifres
 2005 — Kassim Osgood
 2006 — Kassim Osgood
 2007 — Kassim Osgood
 2008 — Darren Sproles
 2009 — Kassim Osgood
 2010 — Jacob Hester
 2011 — Mike Tolbert
 2012 — Mike Scifres
 2013 — Darrell Stuckey
 2014 — Seyi Ajiroutu
 2015 — Darrell Stuckey
 2016 — Darrell Stuckey

CAPTAINS

1961 — Jack Kemp, Bill Hudson
 1962 — Dave Kocourek, Chuck Allen
 1963 — Ron Mix, Emil Karas
 1964 — Tobin Rote, Earle Faison
 1965 — John Hadl, Chuck Allen
 1966 — John Hadl, Chuck Allen
 1967 — John Hadl, Sam Gruneisen, Chuck Allen, Frank Buncom
 1968 — John Hadl, Sam Gruneisen, Chuck Allen, Frank Buncom
 1969 — John Hadl, Ron Mix, Chuck Allen, Rick Redman
 1970 — John Hadl, Sam Gruneisen, Kenny Graham, Rick Redman
 1971 — John Hadl, Pettis Norman, Rick Redman, Pete Barnes
 1972 — John Hadl, Sam Gruneisen, Deacon Jones
 1973 — John Unitas, Deacon Jones
 1974 — Russ Washington, Coy Bacon, Dave Rowe
 1975 — Russ Washington, Chris Fletcher
 1976 — Russ Washington, Chris Fletcher
 1977 — James Harris, Louie Kelcher, Ray Preston
 1978 — Russ Washington, Louie Kelcher
 1979 — Russ Washington, Louie Kelcher
 1980 — Woodrow Lowe, Doug Wilkerson, Ed White, Louie Kelcher
 1981 — Woodrow Lowe, Doug Wilkerson, Ed White, Louie Kelcher
 1982 — Woodrow Lowe, Doug Wilkerson, Ed White, Hank Bauer
 1983 — Woodrow Lowe, Doug Wilkerson, Ed White, Ray Preston
 1984 — Woodrow Lowe, Doug Wilkerson, Charlie Joiner, Ray Preston
 1985 — Woodrow Lowe, Billy Ray Smith, Ed White, Charlie Joiner
 1986 — Woodrow Lowe, Charlie Joiner
 1987 — Dan Fouts, Don Macek, Billy Ray Smith, Lee Williams
 1988 — Billy Ray Smith, Dennis McKnight, Lee Williams, Don Macek
 1989 — Billy Ray Smith, Leslie O'Neal, Anthony Miller, Lee Williams
 1990 — Martin Bayless, Richard Brown, Broderick Thompson

1991 — Alternated each game
 1992 — Alternated each game
 1993 — Alternated each game
 1994 — Stan Brock, Courtney Hall, Leslie O'Neal, Junior Seu
 1995 — Stan Brock, Courtney Hall, Leslie O'Neal, Junior Seu
 1996 — Tony Martin, Eric Moten, Kevin Ross, Junior Seu
 1997 — Alternated each game
 1998 — Alternated each game
 1999 — Alternated each game
 2000 — Alternated each game
 2001 — Alternated each game
 2002 — Alternated each game
 2003 — Drew Brees, Donnie Edwards, Carlos Polk, LaDainian Tomlinson
 2004 — Donnie Edwards, Carlos Polk, LaDainian Tomlinson, Jamal Williams
 2005 — Drew Brees, Steve Foley, Hanik Milligan, Kassim Osgood, LaDainian Tomlinson, Jamal Williams
 2006 — Randall Godfrey, Kassim Osgood, Philip Rivers, LaDainian Tomlinson
 2007 — Shawne Merriman, Kassim Osgood, Philip Rivers, LaDainian Tomlinson, Jamal Williams
 2008 — Philip Rivers, LaDainian Tomlinson, Jamal Williams, Clinton Hart, Kassim Osgood
 2009 — Philip Rivers, LaDainian Tomlinson, Stephen Cooper, Jamal Williams, Kassim Osgood
 2010 — Philip Rivers, Nick Hardwick, Antonio Gates, Stephen Cooper, Quentin Jammer, Darren Sproles, David Binn
 2011 — Philip Rivers, Nick Hardwick, Takeo Spikes, Eric Weddle, Jacob Hester
 2012 — Philip Rivers, Nick Hardwick, Antonio Gates, Takeo Spikes, Eric Weddle, Darrell Stuckey
 2013 — Philip Rivers, Nick Hardwick, Eric Weddle, Donald Butler, Darrell Stuckey
 2014 — Philip Rivers, Nick Hardwick, Antonio Gates, Jarret Johnson, Eric Weddle and Darrell Stuckey. One additional team captain also was selected each week by the coaching staff.
 2015 — Philip Rivers, Antonio Gates, Corey Luiget, Eric Weddle and Darrell Stuckey. One additional team captain also was selected each week by the coaching staff.
 2016 — Philip Rivers, Antonio Gates, Brandon Mebane, Manti Te'o and Darrell Stuckey. Melvin Ingram was selected as an injury replacement for Te'o and Corey Luiget for Mebane. One additional team captain also was selected each week by the coaching staff.

2004 ALUMNI PLAYER OF WEEK

Wk 1 — Drew Brees
 Wk 2 — Stephen Cooper
 Wk 3 — Jamal Williams
 Wk 4 — Reche Caldwell
 Wk 5 — Jesse Chatman
 Wk 6 — Eric Parker
 Wk 7 — Terrence Kiel
 Wk 8 — Ben Leber
 Wk 9 — Antonio Gates
 Wk 10 — LaDainian Tomlinson
 Wk 11 — Offensive Line
 Wk 12 — Donnie Edwards
 Wk 13 — Mike Scifres
 Wk 14 — Lorenzo Neal
 Wk 15 — Steve Foley
 Wk 16 — Doug Flutie

2005 ALUMNI PLAYER OF WEEK

Wk 1 — Kassim Osgood
 Wk 2 — Randall Godfrey
 Wk 3 — LaDainian Tomlinson
 Wk 4 — Drew Brees
 Wk 5 — Donnie Edwards
 Wk 6 — Roman Oben

Wk 7 — Jamar Fletcher
 Wk 8 — Antonio Gates
 Wk 9 — Shaun Phillips
 Wk 10 — Keenan McCardell
 Wk 11 — Eric Parker
 Wk 12 — Clinton Hart
 Wk 13 — Jamal Williams
 Wk 14 — Nate Kaeding
 Wk 15 — Luis Castillo

2006 ALUMNI PLAYER OF WEEK

Wk 1 — Shawne Merriman
 Wk 2 — Philip Rivers
 Wk 3 — Jamal Williams
 Wk 4 — Eric Parker
 Wk 5 — LaDainian Tomlinson
 Wk 6 — Nate Kaeding
 Wk 7 — Marlon McCree
 Wk 8 — Randall Godfrey
 Wk 9 — Malcom Floyd
 Wk 10 — Offensive Line
 Wk 11 — Quentin Jammer
 Wk 12 — Lorenzo Neal
 Wk 13 — Antonio Gates
 Wk 14 — Vincent Jackson
 Wk 15 — Jacques Cesaire
 Wk 16 — Shaun Phillips

2007 ALUMNI PLAYERS OF MONTH

Sept. — Antonio Gates, Jamal Williams, Carlos Polk
 Oct. — LaDainian Tomlinson, Stephen Cooper, Kassim Osgood
 Nov. — Kris Dielman, Antonio Cromartie, Mike Scifres
 Dec. — Chris Chambers, Clinton Hart, Brandon Siler
 Jan. — Philip Rivers, Quentin Jammer, Mike Scifres

2008 ALUMNI PLAYERS OF MONTH

Sept. — Philip Rivers, Quentin Jammer, Darren Sproles
 Oct. — Vincent Jackson, Jamal Williams, Kassim Osgood
 Nov. — Malcom Floyd, Stephen Cooper, Brandon Siler
 Dec. — Antonio Gates, Brandon Manumaleuna, Shaun Phillips, Antwan Applewhite

CHRONOLOGY

1959

- Aug. 14—First meeting of proposed football league held in Chicago with representatives of six teams, including Los Angeles entry headed by Barron Hilton.
- Aug. 22—Second meeting of proposed football league is held in Dallas with announcement that league will be known as "American Football League."
- Oct. 14—Frank Leahy, former Notre Dame football coach, is named general manager of Los Angeles team.
- Oct. 28—Gerald Courtney of Hollywood wins trip to Mexico City and Aca-pulco for submitting "Chargers" in name-the-team contest. The organization liked name, Chargers, because "Charge" is what fans yelled at USC games in Coliseum.

1960

- Jan. 7—Sid Gillman signs three-year contract as Chargers' first head coach.
- March 20—Owner Barron Hilton unveils Chargers uniforms at cocktail party at his Santa Monica residence. Uniforms are black and gold with lightning bolts on sides of helmets and trousers. Jack Kemp and Ron Mix model uniforms. Hilton chose lightning bolts because he associated "Charge" of lightning with lightning bolt. He also liked bolts that were on helmets of Air Force Academy football team, but wanted something slightly different, so he had "Chargers Bolt" designed to be different and placed them on uniforms.
- April 9-12—A total of 207 candidates is reduced to three who are invited back to summer training camp after four-day tryout camp in Burbank.
- July 1—General manager Frank Leahy resigns because of poor health.
- July 8—Chargers open training camp at Chapman College in Orange, Calif.
- July 9—Sid Gillman assumes dual role of coach and general manager.
- Aug. 6—Paul Lowe returns opening kick 105 yards for TD as Chargers defeat NY Titans, 27-7, before 27,778 in LA Coliseum in first preseason game.
- Sept. 10—Chargers overcome 20-7 deficit in 4Q to defeat Dallas, 21-20, before 17,724 at Coliseum in first-ever AFL game.
- Dec. 10—Chargers top Denver 41-33 at Coliseum to clinch AFL Western Division title.
- Dec. 23—Hilton will accept invitation to visit SD for possible move from LA.

1961

- Jan. 1—32,183 in Houston's Jeppesen Stadium and national-TV audience on ABC see Oilers defeat Chargers, 24-16, for AFL Championship.
- Jan. 6—Civic leaders form Greater San Diego Sports Association to attract major-league sports following Hilton's visit to San Diego.
- Feb. 10—AFL gives Hilton formal approval to move Chargers to San Diego.
- May 1—Workers begin enlarging Chargers future home, Balboa Stadium, which will add upper deck and increase capacity from 23,000 to 34,000.
- July 22—Chargers open training camp at University of San Diego.
- Aug. 6—Chargers defeat Houston, 27-14, on 93-degree day before 12,304 in first preseason game at Balboa Stadium.
- Nov. 19—Chargers defeat Dallas, 24-14, and clinch AFL West. Charlie McNeil records club's 43rd pass interception, professional record.
- Dec. 17—Against Boston at Balboa Stadium, Dick Harris intercepts Babe Parilli pass, Chargers' 49th interception of season, new professional record.
- Dec. 24—Houston defeats Chargers, 10-3, before 29,556 in Balboa Stadium to win second AFL championship.

1962

- Jan. 7—West defeats East, 47-27, in Balboa Stadium in first AFL All-Star Game, which features 11 Chargers players and coaches.
- Sept. 16—Keith Lincoln's 103 yard kickoff return vs. the New York Titans is the first regular-season kickoff return touchdown in team history.

1963

- Jan. 13—Earle Faison is named Outstanding Defensive Player as West defeats East, 21-14, in AFL All-Star game before 27,641 at Balboa Stadium.
- April 30—Barron Hilton and father, Conrad, sell one-third of their interest in Chargers to San Diego businessmen John Mabee, George Pernicano, Kenneth Swanson and James Copley, and Los Angeles businessman M.L. Bengtson.
- July 10—Chargers open training camp at Rough Acres Ranch near Boulevard, hamlet of 100 persons in mountains 60 miles east of San Diego.
- Nov. 23-24—AFL postpones games following Nov. 22 assassination of JFK.
- Oct. 20—Lance Alworth has career-high 232 yards receiving and two touchdowns in 38-17 win over Kansas City.
- Dec. 22—Eight Chargers score and Paul Lowe rushes for 183 yards and two TDs as Chargers clinch AFL West title with 58-20 victory over Denver.

1964

- Jan. 5—Keith Lincoln totals 349 yards of offense as Chargers win AFL Championship, defeating Boston 51-10 before 30,127 in Balboa Stadium.
- Jan. 19—Lincoln named MVP after gaining 121 yards as West defeats East, 27-14, before 20,016 in AFL All-Star game at Balboa Stadium.
- Jan. 29—AFL signs five-year deal with NBC, starting in 1965, for \$36 million.
- July 15—Chargers open training camp at Travelodge in Escondido.

- Oct. 3—Chargers and NY Jets tie, 17-17, before AFL-record crowd of 50,222. Including 46,828 paid, in New York's Shea Stadium.
- Nov. 26—Balboa Stadium record crowd (34,865) sees Buffalo defeat Chargers, 27-24, on Thanksgiving Day.
- Dec. 6—Chargers clinch fourth AFL West title in five years, defeating NY Jets, 38-3, before 25,753 at Balboa Stadium.
- Dec. 26—With Lance Alworth out [knee] and Keith Lincoln sidelined by a rib fracture, Buffalo beats Chargers, 20-7, for AFL Championship.

1965

- Jan. 16—Keith Lincoln runs 80 yards for TD as West defeats East 38-14 in AFL All-Star game at Houston's Jeppesen Stadium. Game, originally moved from San Diego to New Orleans, was switched to Houston on one day's notice after black players experienced mistreatment in New Orleans.
- April 27—San Diego City Council endorses construction of multipurpose stadium in Mission Valley, dropping idea of floating stadium in Mission Bay.
- May 17—SDCC approves expenditure of \$750,000 for architectural and engineering drawings of 50,000-seat stadium at SW corner of Friars Road and Murphy Canyon Road in Mission Valley.
- Nov. 2—Construction of \$27 million stadium is authorized by 73 percent "yes" vote by San Diego citizens.
- Dec. 12—San Diego wins fifth AFL West title in six years, defeating Houston, 37-26.
- Dec. 23—Paul Lowe and Lance Alworth finish 1-2 in player voting for AFL Player of the Year honors.
- Dec. 24—Groundbreaking ceremonies conducted for San Diego Stadium.
- Dec. 26—Buffalo defeats Chargers, 23-0, before 30,361 in Balboa Stadium for AFL Championship. New "Charger," introduced by Chrysler at halftime.

1966

- Jan. 15—AFL All-Stars beat Buffalo, 30-19, before 35,572 in Houston's Rice Stadium. Lance Alworth catches two TDs and Frank Buncom named Defensive POG.
- June 8—AFL and NFL announce plans to merge in 1970. Chargers and LA Rams plan to play three preseason games in SD Stadium beginning in 1967.
- Aug. 25—Eugene V. Klein of Beverly Hills heads group of 21 executives who purchase Chargers for \$10 million, record price in professional football.

1967

- Aug. 20—San Diego Stadium is dedicated before 45,988. Detroit defeats Chargers, 38-17, in SD's first meeting with NFL team.
- Oct. 15—Leslie "Speedy" Duncan has AFL-record 100-yard INT ret for TD and 35-yard FR for another TD, as Chargers defeat K.C., 45-31, in game that features 897 yards of total offense and 622 yards in returns.
- Dec. 3—Chargers face Oakland before 52,661, first sellout in SD Stadium history, as 2,018 persons watch game on closed-circuit TV at SD Sports Arena.

1968

- Aug. 3—Chargers score first victory over NFL team, defeating S.F., 30-18, in preseason game at SD Stadium.
- Nov. 24—"Speedy" Duncan sets AFL-record with 95-yard PR for TD vs. N.Y. Jets at SD Stadium.

1969

- Sept. 28—Chargers defeat defending SB Champion NY Jets before record crowd of 54,042 at SD Stadium.
- Nov. 14—Offensive backfield coach Charlie Waller is named head coach following resignation of Sid Gillman, who is suffering from stomach ulcer and chest hernia. Gillman remains with team as general manager.
- Dec. 14—Lance Alworth sets professional record with catch in 96th consecutive game. Chargers defeat Buffalo, 45-6.

1970

- Jan. 17—John Hadl leads West to 26-3 victory in final AFL All-Star game at Houston Astrodome.
- Sept. 27—Smoke and ash from huge fire in SD's east county darken skies over SD Stadium as Hadl hurls TD passes of 65 yards to Jeff Queen and 37 yards to Alworth in final 5:18 to salvage 27-27 tie with Oakland.
- Dec. 30—Gillman returns as head coach and Waller becomes offense coach in staff reorganization announced by President Gene Klein.

1971

- Feb. 13—Harland Svare is named general manager.
- May 19—Chargers trade Lance Alworth to Dallas for tight end Pettis Norman, tackle Tony Liscio and defensive tackle Ron East.
- Nov. 15—Dennis Partee's 45-yard FG at 0:00 lifts Chargers to 20-17 MNF victory over St. Louis.
- Nov. 22—After 34-33 loss at Oakland leaves San Diego 4-6, Gillman resigns and is replaced on interim basis by Harland Svare.
- Dec. 19—Svare is named head coach during press conference in Houston.

1972

Jan. 18—Hadl is named NFL "Man of Year" as top citizen-athlete of 1971; \$25,000 scholarship fund in Hadl's name will benefit San Diego students.
March 28—Alworth inducted into San Diego Hall of Fame at Hall of Champions.
Sept. 5—Chargers trade DT George Wright to Cleveland. In 221-day period GM-Head Coach Harland Svare consummates NFL-record 21 trades.

1973

Jan. 22—Chargers acquire quarterback Johnny Unitas from Baltimore.
Sept. 30—Unitas completes 30-yard pass to Mike Garrett vs. Cincinnati and becomes first quarterback to pass for more than 40,000 yards.
Nov. 5—Svare resigns as head coach but remains general manager. Ron Waller is named interim head coach.

1974

Jan. 8—Klein names Tommy Prothro head coach of Chargers.
Jan. 29—Prothro trades Walt Sweeney, former all-pro guard who played in 154 consecutive games for San Diego, to Washington for draft choice.
Dec. 15—Don Woods sets team and NFL rookie-season record with 1,162 yards. Chargers 17-0 victory over Denver is first shutout in 105 games.

1975

Jan. 2—Don Woods named NFL Rookie of Year.
March 10—Tackle Ron Mix is inducted into SD Hall of Fame.
Dec. 7—Chargers defeat Kansas City, 28-20, to end 11-game losing streak.

1976

Jan. 20—Harland Svare resigns as general manager.
Feb. 16—John Sanders is named team's new general manager.
July 5—UC-San Diego becomes sixth training camp site in club history.
Aug. 15—St. Louis defeats Chargers, 20-10, in Tokyo's Korakuen Stadium.
Aug. 21—Chargers complete international trip with 17-16 loss to San Francisco in Honolulu.
Sept. 28—Chargers score 27 points in 2Q and defeat St. Louis, 43-24, for 3-0 start, best since 1968.

Oct. 17—Chargers celebrate alumni weekend in San Diego with a 30-27 win over Houston. Late Frank Buncom, Bob Laraba, Emil Karas and Jacques MacKinnon are made honorary members of new Chargers Hall of Fame.

1977

Oct. 30—Rolf Benirschke PAT following James Harris' five-year TD run on fourth down as time expires gives Chargers 14-13 win at Miami.
Nov. 13—Lance Alworth becomes first member of Chargers Hall of Fame during induction at halftime of Chargers' game against Denver.
Nov. 20—With QBs James Harris and Bill Munson injured, and Dan Fouts not with team, rookie QB Cliff Olander leads Chargers to 12-7 win over defending Super Bowl Champion Oakland before 50,887 in San Diego.

1978

Jan. 23—Alworth becomes first AFL player named to Pro Football Hall of Fame. It is announced at halftime of AFC-NFC Pro Bowl in Tampa.
Sept. 25—Don Coryell is named sixth head coach of Chargers by Gene Klein after Tommy Prothro resigns.
Oct. 8—Chargers defeat Denver, 23-0, for Coryell's first win.
Nov. 5—Ron Mix is inducted into Chargers Hall of Fame.
Nov. 12—Dan Fouts' 14-yard pass to John Jefferson with no time remaining gives Chargers 29-23 OT win against Kansas City.

1979

Jan. 29—Ron Mix becomes second AFL player and Charger named to Pro Football Hall of Fame. Announcement is made at halftime of Pro Bowl.
May 3—Chargers trade 20th and 47th picks in 1979 NFL Draft to Cleveland for 13th choice and use pick to select tight end Kellen Winslow.
Oct. 21—Dan Fouts passes for 326 yards in 40-16 victory at Los Angeles, his third-consecutive 300-yard passing game, tying NFL record.
Oct. 25—Fouts sets NFL record with fourth-consecutive 300-yard game, throwing for 303 yards at Oakland.
Nov. 18—Paul Lowe is inducted into Chargers Hall of Fame.
Dec. 11—Chargers clinch first playoff berth in 14 years, scoring all their points in first half of 35-0 victory at New Orleans.
Dec. 17—Chargers defeat Denver to clinch first division title since 1965 in game played before 51,910 in SD Stadium and national-TV audience on ABC's Monday Night Football.

1980

Jan. 14—General Manager John Sanders is named NFL Executive of Year in balloting of other NFL executives conducted by Sporting News.
Jan. 27—Coryell and his staff, along with Russ Washington, Dan Fouts, Gary Johnson, Fred Dean, John Jefferson, Charlie Joiner and Ed White represent Chargers on AFC squad in Pro Bowl at Honolulu's Aloha Stadium.
Sept. 14—Fouts' 24-yard TD pass to John Jefferson in OT gives Chargers 30-24 victory over Oakland before 51,943 at San Diego Stadium.
Sept. 28—Chargers defeat Kansas City, 24-7, at Arrowhead Stadium to improve to 4-0 in AFC West play, their best division start since 1966.
Oct. 19—Fouts passes for club-record 444 yards in 44-7 win over NY Giants for most one-sided win since 1969.
Nov. 30—Keith Lincoln and Barron Hilton are inducted into Chargers Hall of Fame.

Dec. 22—On MNF before 51,785 at SD Stadium, Kellen Winslow catches 10 passes for 171 yards as Chargers clinch second-straight AFC West title by defeating Pittsburgh, 26-17. San Diego Mayor Pete Wilson announces stadium will be renamed San Diego Jack Murphy Stadium in honor of Jack Murphy, late sports editor of San Diego Union.

1981

Feb. 1—For first time in Pro Bowl history, three defensive linemen from same team (Gary Johnson, Louie Kelcher & Fred Dean) all start.
Sept. 7—Dan Fouts (330 yards and three TDs), Chuck Muncie (161 rush yards) and Charlie Joiner (six catches, 191 yards) lead Chargers in 44-14 rout before 78,904 fans in MNF season-opener in Cleveland.
Nov. 22—Fouts passes for six TDs, including four to Kellen Winslow, who also catches fifth from Chuck Muncie, in 55-21 win at Oakland.
Nov. 29—Ernie Ladd and Walt Sweeney inducted into Chargers Hall of Fame.
Dec. 21—Chargers clinch third-straight AFC West title on final Monday night of season, defeating Oakland 23-10.

1982

Jan. 2—Rolf Benirschke's 27-yard FG after 13:52 of OT gives Chargers dramatic 41-38 victory over Miami in Orange Bowl in one of most epic playoff games in NFL history.
Jan. 10—Chargers lose AFC Championship, 27-7, at Cincinnati in what was the game the coldest wind chill in NFL history. Temperature at kickoff is (-9) and wind-chill factor is (-59).
Sept. 12—SD's defense doesn't allow TD for first time since Dec. 9, 1979 and Chargers win season opener, 23-3, in Denver.
Sept. 21—NFL Players Association walks out on strike.
Nov. 16—Management Council and NFLPA agree and end eight-week strike.
Dec. 11—Dan Fouts ties club records with 444 yards and 33 completions as SD beats defending Super Bowl Champion SF, 41-37.
Dec. 20—Chargers set four team records, including total yards (661), in defeating defending AFC Conference Champion Cincinnati, 50-34.

1983

Jan. 9—Chuck Muncie runs for 126 yards and Dan Fouts throws for 333 as Chargers win Wild Card playoff game in Pittsburgh, 31-28.
April 11—Chargers sign 20-year lease with San Diego to continue to play in Jack Murphy Stadium, with plans to expand stadium capacity to 60,100.
Oct. 10—Expansion construction begins on Jack Murphy Stadium.
Nov. 27—John Hadl is inducted into Chargers Hall of Fame.

1984

Jan. 16—Rolf Benirschke is named NFL/Miller Man of Year.
May 1—Expansion construction at Jack Murphy Stadium is completed.
May 24—NFL announces San Diego will host Super Bowl XXII on Jan. 31, 1988.
Aug. 1—Alex G. Spanos purchases majority interest in Chargers from Eugene V. Klein. Spanos is one of nation's leading apartment complex builders.
Aug. 28—Spanos is officially approved as majority owner of Chargers by vote of NFL owners. "I'm on cloud nine," said Spanos. "This is the culmination of a dream, a lifelong dream. I'm a very happy man today."
Oct. 7—Kellen Winslow catches team-record 15 passes at Green Bay.
Oct. 29—Chuck Allen is inducted into Chargers Hall of Fame.
Nov. 25—Charlie Joiner records NFL-record 650th career catch at Pittsburgh.
Dec. 11—Charlie Joiner Day in SD is declared by Mayor Roger Hedgecock.

1985

Nov. 3—Gary Garrison and Sid Gillman are inducted into Chargers Hall of Fame.
Nov. 10—Lionel James gains 345 all-purpose yards, including GW 17-yard TD run in OT in 40-34 victory over LA Raiders. It's second-most all-purpose yards in game in NFL history.
Dec. 22—Ed White plays in NFL-record 241st career game, most all-time among offensive linemen. Mark Herrmann sets club records for completions (37) and attempts (58) while starting for injured Dan Fouts.

1986

Sept. 7—San Diego opens season with 500 yards of total offense, 224 rushing and 276 passing, in 50-28 victory over Miami.
Oct. 29—Assistant Head Coach Al Saunders is named head coach following resignation of Don Coryell. At 39, Saunders becomes youngest head coach in NFL.
Nov. 9—Chargers (1-8) win in Denver, 9-3, for Saunders' first NFL win.
Dec. 29—Leslie O'Neal is named Associated Press Defensive Rookie of the Year.

1987

Jan. 6—Al Saunders signs five-year contract to remain as head coach.
Jan. 12—Charlie Joiner retires with 750 career receptions, most in NFL history, and is immediately named wide receivers coach for Chargers.
Jan. 27—Steve Ortmyer is named director of football operations.
Sept. 22—NFLPA begins strike which lasts 24 days, causing cancellation of Week 3 games before replacement teams are fielded.
Oct. 15—NFLPA strike ends.
Oct. 18—Chargers finish as one of two undefeated (3-0) strike teams, winning all three games in the fourth quarter. The Chargers' 23-17 win over LA Raiders (23-17) is their first-ever at the Los Angeles Coliseum.

Continued next page

Chronology, cont.

Nov. 15—SD beats LA Raiders for eighth-straight win. Chargers have best record in NFL (8-1) and earn first season sweep of Raiders since 1981.

1988

Jan. 31—Washington defeats Denver, 42-10 in Super Bowl XXII at Jack Murphy Stadium.
March 24—Dan Fouts retires as NFL's second all-time leading passer with 43,040 yards while holding seven NFL records and 42 club records.
Sept. 18—Chargers end eight-game regular-season losing streak with 17-6 win over Seattle. It's first win against Seahawks since 1983.
Nov. 27—Fouts' No. 14 is retired at halftime of "Dan Fouts Day" in San Diego.
Dec. 18—Gary Anderson sets club records with 34 carries and 217 yards in 24-13 win vs. Kansas City.
Dec. 19—Head coach Al Saunders is relieved of his duties.

1989

Feb. 9—Former Chargers quarterback, Redskins assistant and Falcons head coach, Dan Henning, is named head coach.
Dec. 17—Marion Butts sets club record with 39 carries and team rookie record with 176 yards in 20-13 win over Kansas City.
Dec. 18—Director of Football Operations Steve Ortmyer is terminated.
Dec. 24—Chargers' 19-16 win over AFC Champion Denver is 14th-consecutive game holding opponent to 20-points-or-less, and Chargers' 13th game of season decided by seven points or less.

1990

Jan. 3—Bobby Beathard is named general manager.
March 11—Former team president Eugene V. Klein dies.
April 17—Chargers announce formation of cheerleading dance team to be known as "The Charger Girls."
Oct. 28—Gill Byrd INTs two passes vs. TB, team-record 29th and 30th of his career, surpassing Dick Harris.
Dec. 16—Marion Butts sets team single-season record with 1,225 rush yards.

1991

Feb. 19—Ed White is inducted into Breitbard Hall of Fame.
April 5—Alex Spanos serves as National Chairman of USO's Golden Anniversary Salute Luncheon in Los Angeles and produces USO's most successful fund-raising event in history. It raises more than \$4.5 million.
Oct. 6—The O-5 Chargers defeat 3-2 Raiders, 21-13, for SD's first non-strike win in Coliseum since Raiders moved to Los Angeles.
Dec. 23—Henning and entire coaching staff are terminated.

1992

Jan. 2—Former Georgia Tech head coach Bobby Ross is named head coach.
Aug. 13—Chargers acquire QB Stan Humphries via trade with Washington.
Nov. 1—Chargers defeat Indianapolis 26-0 and become first team in NFL history to win four straight games after starting season 0-4.
Dec. 20—Chargers clinch first playoff berth since 1983 with 36-14 win at LA Raiders and make history as only team to start season 0-4 and finish by posting winning record and making playoffs.
Dec. 27—Chargers win AFC West with 31-14 victory in Seattle.

1993

Jan. 2—Marion Butts runs for 119 yards and TD on rain-soaked field at Jack Murphy Stadium as Chargers shut out KC 17-0 in AFC Wild Card playoff game. San Diego's defense has seven sacks and two INTs.
Sept. 19—Dan Fouts and Charlie Joiner are inducted into Chargers Hall of Fame. Team salutes former players and 1963 AFL Championship team. John Carney kicks six FGs as Chargers edge Houston 18-17. Carney's six FGs give him 29 consecutive, breaking Morten Andersen's NFL record (25).
Oct. 27—NFL Owners award Super Bowl XXXII (January 25, 1998) to San Diego.
Nov. 9—In recognition of his efforts to secure Super Bowl XXXII, Mayor Susan Golding proclaims Nov. 9, 1993, "Alex G. Spanos Day" in San Diego.
Nov. 29—The Chargers make their first appearance on ABC's MNF since Oct. 6, 1986, and defeat Indianapolis at Hoosier Dome, 31-0.
Dec. 12—Barron Hilton is honored with tribute and bronze sculpture at Jack Murphy Stadium. One of AFL's founding members in 1959, Hilton brought Chargers to SD in 1961 as city's first major league sports franchise.

1994

July 30—Chargers face Atlanta in Hall of Fame game in Canton, Ohio.
Aug. 13—San Diego makes its first appearance in American Bowl, falling to NY Giants, 28-20, in Olympic Stadium in Berlin, Germany.
Sept. 4—Stanley Richard returns INT 99 yards for TD and 27-24 halftime lead on way to 37-34 come-from-behind win in Denver to open season.
Sept. 18—Stan Humphries and Tony Martin connect on NFL-record-tying 99-yard TD pass in 27-10 win vs. Seattle at Husky Stadium.
Sept. 25—Chargers defeat Raiders in LA, 26-24, on 33-yard John Carney FG with 0:02 remaining. Bolts improved to 4-0 for best start since 1980.
Oct. 16—San Diego is NFL's only unbeaten team (6-0) after win at New Orleans.
Dec. 18—Chargers clinch AFC West title with 21-6 road win over NY Jets.

1995

Jan. 8—Chargers overcome 21-6 third quarter deficit and advance to AFC Championship game with 22-21 victory over Miami.
Jan. 15—Chargers advance to first Super Bowl in franchise history after 17-13 win over heavily-favored Steelers at Three Rivers Stadium. Dennis Gibson knocks down Neil O'Donnell pass to stop Steelers on downs at Chargers' three with 1:04 left in game. Upon return to SD following game, estimated crowd of 70,000 fans were packed inside Jack Murphy Stadium.
Jan. 29—Chargers suffer 49-26 loss to San Francisco 49ers in Super Bowl XXIX in Miami, Florida. Andre Coleman ties Super Bowl record with 98-yard KOR TD in third quarter.
Jan. 30—More than 100,000 fill streets downtown for post-Super Bowl parade.
Feb. 1—Defensive Coordinator Bill Arnsparger retires.
March 6—Chargers President Dean Spanos announces agreement with City of SD to extend lease through 2020. Agreement includes plan to expand seating capacity to more than 70,000 and modernize stadium.
May 2—Dean Spanos signs Bobby Beathard and Bobby Ross to contract extensions through 1999.
May 18—Alex Spanos announces plan to create Alex G. Spanos San Diego Foundation, nonprofit organization designed to "help San Diego build on its strengths by supporting individuals, activities and organizations that work to make city better place to live." He also announces \$1.5 million donation to San Diego Hall of Champions.
June 19—Linebacker David Griggs is killed in one-car accident in Davie, Florida. He is first player in team history to die while on active roster.
July 29—Kellen Winslow is inducted into Pro Football Hall of Fame.
Aug. 19—San Diego's preseason game at Houston is cancelled due to "unsafe" field at AstroDome. It is first-ever NFL game cancelled.
Sept. 3—Chargers face Raiders in first regular-season game at Oakland Coliseum since 1981.
Dec. 17—John Carney passes Rolf Benirschke to become team's all-time leader for career made FGs in 27-24 win at Indianapolis.
Dec. 23—Shaun Gayle's 99-yard interception return touchdown through a barrage of snowballs seals a 27-17 road win over New York Giants to clinch San Diego's third playoff berth in four seasons.

1996

Jan. 27—Charlie Joiner is selected for induction to Pro Football Hall of Fame.
April 3—Dean Spanos announces that minority owner George Pernicano has been selected as the 19th member of Chargers Hall of Fame.
May 11—Running back Rodney Culver and his wife, Karen, are killed in crash of ValuJet Flight 592 in Florida Everglades.
July 27—Chargers defeat Pittsburgh, 20-10, American Bowl in Tokyo, Japan. Charlie Joiner is inducted into Pro Football Hall of Fame in Canton, Ohio.
Sept. 8—Pernicano is inducted into Chargers Hall of Fame.
Nov. 2—Alex Spanos receives Gloria Swanson Humanitarian Award at American Cinema Awards 11th Annual All-Star Gala in Beverly Hills. Award is given to individual who contributes beyond all others to those who are less fortunate in the United States and around the world.

1997

Jan. 3—Head Coach Bobby Ross resigns and coaching staff is released.
Jan. 10—Alex Spanos donates \$1 million to American Red Cross to assist flood victims in Northern California.
Jan. 19—Bobby Beathard names Kevin Gilbride head coach.
Feb. 13—The Alex G. Spanos Sports Fields are dedicated at Kate Sessions Elementary School in Pacific Beach, culminating \$102,000 donation from Alex Spanos family. Fields are for students from Kate Sessions and Bishops School, as well as community of Pacific Beach.
May 23—Dean Spanos introduces Rolf Benirschke as 20th selectee to Chargers Hall of Fame. Induction ceremonies are set for Sept. 28.
Aug. 2—62,542 fans watch Chargers defeat San Francisco, 20-13, in first game played in newly renovated and expanded Qualcomm Stadium.
Sept. 14—John Carney surpasses Benirschke as Chargers' all-time leading scorer with 767th career point against Carolina.

1998

Feb. 27—Stan Humphries announces his retirement. Alex Spanos donates \$100,000 to create Brooke Humphries Heart Fund at Children's Hospital.
March 12—Chargers obtain second overall pick in '98 NFL Draft from Arizona.
Sept. 6—Chargers defeat Buffalo Bills, 16-14, in front of 64,037 fans, largest crowd to attend home opener in team history.
Oct. 13—Kevin Gilbride is fired after sixth game of season. Quarterbacks coach June Jones takes over as interim head coach.
Nov. 29—Home-record crowd of 66,532 turns out to see Bolts play defending Super Bowl Champion and undefeated Denver. At halftime, Gill Byrd is inducted into Chargers Hall of Fame.

1999

Jan. 20—Mike Riley is named head coach after June Jones accepts job as head coach at University of Hawaii.
Sept. 19—Chargers win in Cincinnati, 34-7. Riley is first Chargers head coach to win debut game since Sid Gillman in 1960.
Oct. 24—Chargers set new home attendance record when 68,274 fans fill stadium for game against Green Bay.

Nov. 21—Gary "Big Hands" Johnson is inducted into Chargers Hall of Fame.
Nov. 28—Jim Harbaugh passes for career-high 404 yards at Minnesota.
Becomes second quarterback in Chargers history to top 400 yards in game.

2000

March 22—The Spanos family and Chargers contribute more than \$3 million toward new Chargers Champions community outreach initiative benefiting students, schools and educators who are "making difference" for San Diego's future. Chargers Champions also encompasses team's ongoing support of youth and high school football as well as its long-standing community service programs, such as Blood Drive.

April 25—Bobby Beathard retires after 37 years in NFL. Dean Spanos names Ed McGuire vice president of football operations.

June 6—The Spanos family contributes \$250,000 through Chargers Champions to create and fund freshman football and volleyball in San Diego City Schools beginning in Fall, 2000.

Sept. 24—Doug Wilkerson is inducted into Chargers Hall of Fame.

2001

Jan. 5—Dean Spanos names John Butler executive vice president and GM.

Jan. 9—Norv Turner is named offensive coordinator. He was Dallas' offensive coordinator during back-to-back Super Bowl titles in 1992 and '93.

March 9—Chargers sign quarterback Doug Flutie to six-year contract.

April 20—Chargers trade No. 1 pick in 2001 NFL Draft to Atlanta for Falcons' first (No. 5) and third-round picks in '01. Chargers also receive WR-KR Tim Dwight and Falcons' second-round pick in '02.

April 22—Chargers use top two selections in draft to select Heisman Trophy finalists LaDainian Tomlinson of TCU and Drew Brees of Purdue.

Nov. 25—WeS Chandler is inducted into Chargers Hall of Fame.

Dec. 31—Mike Riley's tenure as head coach comes to close when team announces his contract will not be renewed for '02 season.

2002

Jan. 29—Marty Schottenheimer is named Chargers' 13th head coach.

May 9—Chargers sign five-year agreement to move training camp to Home Depot Center at Cal State-Dominguez Hills beginning in 2003.

May 14—Dean Spanos announces hiring of Mark Fabiani as Special Counsel to President. Fabiani's primary function is to work with San Diego community to secure new state-of-the-art stadium in San Diego region.

Sept. 8—Schottenheimer leads Chargers to 34-6 win over Cincinnati in debut. He leads Chargers to 4-0 start to become only coach in team history to win first four games.

Nov. 3—Bobby Ross and Stan Humphries are inducted into team's Hall of Fame.

Dec. 1—LaDainian Tomlinson rushes for team-record 220 yards vs. Denver.

Dec. 8—Tomlinson breaks Natrone Means' team record of 1,350 yards [1994]. He ends season with 1,683 yards and is selected to Pro Bowl.

Dec. 22—Junior Seau plays in his team-record-tying 200th career game.

2003

Jan. 26—Super Bowl XXXVII is played at Qualcomm Stadium. Tampa Bay defeats Oakland, 48-21, for its first-ever Super Bowl championship.

March 4—Chargers activate trigger in lease with City of San Diego to begin negotiations to replace 36-year-old Qualcomm Stadium.

April 11—GM John Butler succumbs after nine-month battle with cancer.

April 16—Chargers trade Junior Seau to Miami.

April 22—A.J. Smith promoted to executive vice president-general manager.

July 22—Chargers open training camp at Home Depot Center.

Oct. 27—MNF game vs. Miami is moved to Sun Devil Stadium (Tempe, Ariz.) while Qualcomm Stadium is used as evacuation site during wildfires that ravage San Diego County. Admission to Sun Devil Stadium is free as volunteers collect donations for fire relief. More than \$225,000 is raised.

Oct. 31—Alex Spanos donates \$1 million to San Diego Fire Relief Fund.

Nov. 9—Louie Kelcher is inducted into Chargers Hall of Fame.

Dec. 14—Tomlinson amasses 195 total yards against Green Bay, raising his season total to 2,011. Becomes first player in team history and only eighth player in NFL history to record consecutive 2,000-yard seasons.

Dec. 28—Tomlinson rushes for team-record 243 yards in 21-14 win over Raiders. During game, becomes first player in NFL history to rush for 1,000 yards and catch 100 passes in same season.

2004

April 24—San Diego selects Eli Manning No. 1 in NFL Draft and hour later trades him to NY Giants for Philip Rivers, whom New York had selected with fourth-overall choice. Chargers also acquire Giants' third-round choice in 2004 and first- and fifth-round choices in 2005.

July 2—Chargers and City of SD sign new lease agreement that brings end to controversial seat guarantee. New lease runs through 2008 and helps pave way for referendum to give San Diegans opportunity to vote for new football-only stadium for San Diego in 2006.

July 26—Ed White and Don Macek are chosen for Chargers Hall of Fame.

Aug. 14—Chargers preseason game against Indianapolis is blacked out locally. It's first local television blackout since Sept. 27, 1998. As part of team's previous lease, all blackouts had been lifted since Oct. 18, 1998.

Oct. 31—Drew Brees completes 22-of-25 for 281 yards with five TDs and no INTs in 42-14 win over Oakland. He finishes game with career-high passer rating of 153.1 and is named AFC Offensive Player of Week.

Nov. 15—Jim Steeg, who helped Super Bowl become one of world's premier sporting events, is named executive VP and chief operating officer.

Dec. 16—Team announces training camp will move to Chargers Park in 2005.

Dec. 19—Chargers clinch first AFC West title since 1994 with 21-0 win in Cleveland on snowy day. Game-time temperature is 18 degrees with wind-chill factor of (-10). It's Chargers' first shutout since Nov. 29, 1993.

2005

Jan. 7—Alex Spanos makes \$150,000 donation to provide aid to victims of devastating tsunami that rocked Southeast Asia on Dec. 26, 2004.

Jan. 8—Chargers fall to NY Jets, 20-17 in OT, in Wild Card playoff game, team's first postseason game since 1995.

Jan. 14—Marty Schottenheimer agrees to two-year contract extension through 2007.

March 7—Dean Spanos extends A.J. Smith's contract through 2009 season.

July 29—Training camp opens for first time at Chargers Park.

Sept. 18—Tomlinson rushes for TD in NFL-record 14th straight game.

Oct. 2—A 41-17 win ends New England's NFL-record 21-game home win streak.

Oct. 10—New stadium record 68,537 fans turn out to see Chargers play Pittsburgh on Monday Night Football.

Oct. 16—Tomlinson scores TD on 35-yard catch-and-run to tie Lenny Moore's NFL record of 18 straight games with a touchdown.

Nov. 20—Lance Alworth's No. 19 is retired at halftime of game vs. Buffalo.

Dec. 18—A 26-17 win in Indianapolis ends the Colts' 13-0 start to season. It had been only fourth-ever 13-0 start in NFL history.

Dec. 24—Streak of 28 straight games, including playoffs, not losing by more than four points ends in 20-7 loss at Kansas City. It's the NFL's third-longest streak since 1950.

Dec. 31—Tomlinson passes Alworth to become team's all-time leader in career yards from scrimmage. LT also scores 20th TD of season, breaking Chuck Muncie's team record of 19.

Dec. 31—San Diego leads NFL in run defense (84.3 ypg). Chargers hold three teams to less than 40 yards rushing for first time since 1965.

2006

Jan. 4—Shawne Merriman is named Associated Press Defensive Rookie of the Year.

Feb. 12—Six Chargers, most since 1983, play in Pro Bowl in Hawaii.

May 1—San Diego City Council amends Chargers' lease, allowing team to explore options for new stadium within San Diego County.

May 9—Dean Spanos is presented with 44th annual Golden Achievement Award by Boys & Girls Clubs of San Diego.

Sept. 11—A season-opening 27-0 win in Oakland on ESPN's Monday Night Football is San Diego's first shutout win over Raiders since 1961.

Oct. 8—Chargers beat defending Super Bowl Champion Pittsburgh, 23-13, on NBC's Sunday Night Football.

Oct. 15—LaDainian Tomlinson ties team record with four TDs at San Francisco, and he passes Lance Alworth as team's all-time touchdown leader.

Nov. 12—Chargers overcome 21-point first-half deficit for 49-41 win in front of stunned crowd at Cincinnati's Paul Brown Stadium. Bolts trailed 28-7 at half and outscored Bengals 42-13 in second half.

Nov. 19—Tomlinson scores four TDs in 35-27 win at Denver. Bolts overcome 24-7 third quarter deficit and become first-ever team to overcome 17-point deficits in consecutive weeks. Tomlinson becomes first NFL player to score four TDs three times in season and fastest player in NFL history to 100 TDs (89 games).

Nov. 26—Tomlinson sets new team record for rushing TDs (21).

Dec. 10—Tomlinson scores three TDs against Denver and sets NFL record for single-season touchdowns (29). Chargers win game, 48-20, and claim second AFC West title in three seasons.

Dec. 17—Against KC, Tomlinson becomes fastest player in NFL history to score 100 rush TDs. On first, breaks Paul Hornung's NFL record for points in season. His second is career-long (85 yards) and team's longest since 1962. They are his 27th and 28th rush TDs for new NFL single-season record. It's also his NFL-record eighth-consecutive multi-TD game.

Dec. 24—Chargers win in Seattle, 20-17, on 37-yard TD pass from Philip Rivers to Vincent Jackson with 0:29 left for team-record 13th win of season.

Dec. 31—Chargers clinch No. 1 seed and home-field advantage in playoffs with 27-20 win over Arizona. It's third No. 1 seed in team history (1979 & 80) and team-record 14th win. Marty Schottenheimer wins 200th regular-season game. Tomlinson claims his first NFL rushing title (1,815 yards), and Shawne Merriman claims NFL sack title (17).

2007

Jan. 4—Tomlinson is named NFL MVP and Offensive Player of Year by Associated Press. He is team's first-ever MVP by AP.

Jan. 14—New stadium-record 68,810 fill Qualcomm Stadium for AFC Divisional Playoffs vs. New England. Patriots win, 24-21.

Feb. 2—Tomlinson and Drew Brees share 2006 NFL Man of Year award, which recognizes community service and playing excellence.

Feb. 10—Team-record 10 Chargers play in Pro Bowl. Philip Rivers is selected, but does not play due to foot injury.

Feb. 12—Marty Schottenheimer is relieved of his duties as head coach.

Feb. 19—Norv Turner is named 14th head coach in franchise history.

Continued next page

Chronology, cont.

March 14—Chargers unveil new uniforms at U.S. Grant Hotel in San Diego.

Most noticeable change is metallic-white helmet that features Gold bolt, outlined in both powder blue and Navy.

Sept 9—Record-crowd for home opener (67,837) sees Chargers defeat defending NFC Champion Chicago, 14-3.

Oct. 7—Chargers end three-game skid and hand Denver worst home loss in 41 years (41-3). It's Chargers' largest-ever margin of victory in Denver.

Oct. 14—Tomlinson scores all four TDs in 28-14 win over Raiders.

Oct. 23—With wildfires raging throughout SD and smoke-filled air, Chargers practice three days at Cardinals' Training Facility in Tempe, Arizona.

Oct. 27—Alex and Dean Spanos pledge \$1 million to aid victims of wildfires and support firefighting efforts. It's largest personal financial commitment to relief effort. Spanos made similar donation following fires of 2003.

Oct. 28—Days after Qualcomm Stadium is cleared as evacuation site, Chargers beat Houston, 35-10, under smoky haze from fires. Antonio Cromartie and Antonio Gates both score two TDs in win.

Nov. 4—Cromartie's 109-yard TD return of missed FG at end of first half in Minnesota sets record for longest touchdown in NFL history.

Nov. 11—In 23-21 win over defending Super Bowl Champion Colts on NBC's Sunday Night Football, Darren Sproles has KOR and PR for TDs, while Cromartie intercepts reigning Super Bowl MVP Peyton Manning three times in first half. Manning throws career-high six INTs.

Dec. 9—A 14-point fourth quarter deficit is overcome in 23-17 OT win at Tennessee. Bolts tied game with 0:09 left to play and won on 16-yard run by Tomlinson in OT.

Dec. 16—Chargers clinch second-straight AFC West title and third in four years with 51-14 home rout of Detroit. Norv Turner becomes second Chargers coach to win AFC West in first season. Following game, he presents Dean Spanos with Game Ball in locker room.

2008

Jan. 1—A.J. Smith receives five-year contract extension through 2014.

Jan. 6—Down 6-0 at half, Bolts score 17 unanswered points and beat Tennessee in AFC Wild Card Playoffs at Qualcomm Stadium, team's first playoff win since 1995. LaDainian Tomlinson scores twice, including leading one-yard score that puts away game in fourth quarter.

Jan. 13—Chargers knock reigning Super Bowl Champion Colts out of playoffs in divisional round, 28-24, in final game at RCA Dome. With Philip Rivers out with knee injury, Billy Volek scores game-winning TD on one-yard sneak with 4:50 left in fourth quarter. SD's defense made two late stands, including one inside 10-yard line with just over two minutes remaining.

Jan. 20—New England wins AFC Championship Game, 21-12, on frigid day in Foxborough. Heroic Rivers plays with torn ACL in right knee.

Oct. 26—Chargers play their first-ever regular-season game overseas, facing New Orleans before 83,226 in London's Wembley Stadium.

Oct. 12—Fred Dean is inducted into team's Hall of Fame.

Dec. 14—Down 21-10 to start fourth quarter, Rivers rallies Chargers to 22-21 win at KC with two TD passes in final 1:13. After first TD, Antwan Applewhite's FF and Kassim Osgood's FR of onside kick sets up game-winning drive.

Dec. 21—Flying home after 41-24 win at Tampa Bay, Chargers learn that Buffalo upsets Denver at Invesco Field, filling plane with cheers and setting stage for Dec. 28 AFC West title game with Broncos.

Dec. 28—Record home crowd of 69,131 sees Chargers rush for team-record 289 yards and defeat Denver, 52-21, for AFC West crown. Bolts become first team in NFL history to make playoffs after starting 4-8, and first NFL team since divisions were aligned in 1967 to win division when trailing by three games with three to play.

2009

Jan. 3—Down 17-14 entering the fourth quarter, San Diego rallies for game-tying field goal and beats Indianapolis, 23-17, in overtime in AFC Wild Card Playoffs at Qualcomm Stadium. Darren Sproles racks up 328 all-purpose yards and wins it with 2:24 run in OT.

Aug. 24—Philip Rivers signs six-year contract extension through 2015.

Sept. 14—Sproles racks up 246 total yards and five-yard TD run with 0:18 remaining gives Chargers 24-20 season-opening win in Oakland on ESPN's Monday Night Football.

Nov. 8—Philip Rivers' 18-yard TD pass to Vincent Jackson with 0:21 left caps 21-20 comeback victory on road over New York Giants.

Nov. 22—Chargers erase 3.5-game deficit and take over first place in AFC West following 32-3 win over Denver at Invesco Field.

Nov. 27—Fifty-three Greatest Chargers of All-Time, as voted by fans and media, are honored at Block Party Downtown. They are introduced at KC game two days later where Chargers honor alumni with 43-14 win.

Dec. 20—Nate Kaeding's 52-yard FG with 0:03 left is good for 27-24 win over Cincinnati. Moments later, Oakland upsets Denver at Invesco Field and Chargers clinch fourth-straight AFC West title.

Dec. 25—42-17 win at Tennessee in Chargers' first-ever game on Christmas Day improves Bolts' record to 12-3 and clinches No. 2 seed in playoffs.

2010

Jan. 18—Dean Spanos signs Norv Turner to three-year contract extension.

Feb. 22—After nine seasons in SD, including MVP season in 2006, two rushing titles and five Pro Bowls, LaDainian Tomlinson is released. He leaves holding 28 team records, including career rushing yards and touchdowns. Sept. 26—Philip Rivers passes for team-record 455 yards at Seattle.

Oct. 3—Shaun Phillips has career-high four sacks, tied for second-most in a game in team history, in 41-10 home win over Arizona.

Oct. 10—Malcolm Floyd racks up 213 receiving yards at Oakland, the most yards by Chargers receiver since 1985 and tied for fourth-most all-time. Rivers passes for 431 yards vs. Raiders, ninth-most in team history.

Oct. 31—Rivers throws TD pass in team-record 21st-straight game.

Nov. 7—With Antonio Gates missing first-ever game to injury, backup Randy McMichael and rookie Seyi Ajirotutu each catch two TD passes as Chargers rally for 29-23 come-from-behind win at Houston.

Nov. 22—Rivers throws four touchdown passes versus Denver to become the third quarterback in team history with consecutive four-TD games.

Nov. 28—San Diego defense intercepts Peyton Manning four times and returns two for touchdowns as Bolts hand Colts 36-14 loss on NBC's Sunday Night Football at Lucas Oil Stadium. Rivers' team-record streak of 23-straight games with TD pass ends.

Dec. 12—Rivers throws 25th TD pass of season to become first-ever QB in franchise annals with three-straight 25-TD seasons.

Dec. 16—Vincent Jackson has team's first 100-yard, three-TD receiving performance since 1997. Rivers goes over 4,000 yards for third-straight season, tying Dan Fouts' team record.

2011

March 11—The NFL Players Association files paperwork to decertify.

March 12—NFL owners lock out the players.

July 25—NFL owners and players agree to a new 10-year collective bargaining agreement, thus ending the 136-day NFL Lockout, the longest-ever work stoppage in NFL history.

Sept. 11—Norv Turner wins his 100th career game as the Chargers open the season with a 24-17 win over the Minnesota Vikings. Punter Mike Scifres has to fill in at placekicker for an injured Nate Kaeding and hits a game-tying 40-yard field goal with 10:05 left in the game and Philip Rivers throws a game-winning 19-yard touchdown pass to Mike Tolbert with 5:01 left in the fourth quarter.

Sept. 18—Philip Rivers passes for 378 yards at New England and goes over 20,000 yards for his career on his first completion of the game.

Oct. 9—Nick Novak hits a career-high five field goals, one shy of the team record, including a 35-yarder with 24 seconds left to lead the Bolts to a 29-24 road win over the Denver Broncos.

Nov. 6—Philip Rivers has four touchdown passes but throws three interceptions in a 45-38 loss to the defending Super Bowl champion Green Bay Packers. It's the first three-interception game of his career (90 games) and ends his NFL record streak for the start of a career. Hall of Fame quarterback Joe Montana had set the previous mark of 57 games.

Nov. 20—Philip Rivers throws his 150th career touchdown pass at Chicago.

Nov. 27—Junior Seau is formally inducted into the Chargers Hall of Fame.

Dec. 11—Antonio Gates catches his 75th career touchdown pass in a 37-10 win over the Buffalo Bills. Takeo Spikes plays in his 200th career game.

Dec. 24—Antonio Gates logs his 587th career catch in his hometown of Detroit to pass Charle Joiner and become the Chargers' all-time leading receiver.

2012

Jan. 1—Philip Rivers passes for 310 yards in a season-ending win at Oakland and becomes only the fifth quarterback in NFL history with back-to-back 4,500-yard passing seasons.

May 2—Twelve-time Pro Bowl linebacker Junior Seau dies of a self-inflicted gunshot wound in his Oceanside, Calif., home. Hundreds of fans flock to his home to pay tribute to the fallen Chargers great.

May 11—A crowd of 20,000 fans attend a Celebration of Life memorial service at Qualcomm Stadium for Junior Seau. Guest speakers include Bobby Ross, Dan Fouts, LaDainian Tomlinson, Billy Ray Smith and John Lynch. The evening concludes with Chargers' President Dean Spanos announcing that Seau's No. 55 will be retired during ceremonies that will take place at the team's 2012 home opener on Sept. 16 against the Tennessee Titans.

June 18—LaDainian Tomlinson, the Chargers' first-round pick in the 2001 NFL Draft and the NFL's fifth all-time leading rusher, signs a one-day contract and retires as a San Diego Charger after 11 seasons in the NFL. A press conference to announce his retirement is held at Chargers Park and is attended by nearly 200 friends, family, former teammates and media.

Dec. 9—The Chargers shock the heavily-favored Pittsburgh Steelers, 34-24, at Heinz Field for the Bolts first-ever regular-season win in the Steel City. After the game Spanos presents a game ball to embattled Head Coach Norv Turner.

Dec. 31—Dean Spanos announces that A.J. Smith and Norv Turner will not return for the 2013 season.

2013

Jan. 9—Dean Spanos names former Indianapolis Colts Vice President of Football Operations Tom Telesco as the Chargers general manager. At age 40, Telesco becomes the youngest GM in Chargers history.

Jan. 15—Dean Spanos introduces Mike McCoy as the 15th head coach in Chargers history. At age 40, McCoy becomes the second-youngest active head coach in the NFL and the second-youngest in team history.

Sept. 15—Nick Novak kicks a game-winning 46-yard field goal with seven seconds left to give the Chargers a 33-30 win over the Philadelphia Eagles at Lincoln Financial Field for McCoy's first win as head coach. Inside the locker room following the game, Spanos presents McCoy and Telesco each with a game ball.

Nov. 24—The 4-6 Chargers stun the 9-1 Kansas City Chiefs at Arrowhead Stadium, 41-38, as Philip Rivers throws a game-winning 26-yard touchdown pass to Seyi Ajirrotutu with 26 seconds left in the fourth quarter, the final score in a game that saw a total of nine lead changes throughout. During the game, Antonio Gates becomes the fourth tight end in NFL history to surpass 700 career catches and 9,000 career yards. His biggest catch of the day is a 12-yarder for a first down on a 3rd-and-10 play during the Bolts' game-winning touchdown drive.

Dec. 29—In nearly improbable fashion, the Chargers clinch the final spot in the AFC Playoff field with a 27-24 win against the Chiefs in overtime at Qualcomm Stadium. The Chargers overcame a 10-point deficit entering the fourth quarter and survived a missed 41-yard field goal attempt by the Chiefs' Ryan Succop in the waning seconds of the fourth quarter. On the opening drive of overtime, Rivers drove the Chargers 62 yards in 9:30 and Novak hit a 36-yard field goal for the winning points.

2014

Jan. 5—The Chargers win their first playoff game since Jan. 2009, defeating the Cincinnati Bengals, 27-10, in a Wild Card Playoff game at Paul Brown Stadium. The Bengals led 10-7 at the half, but the Chargers outscored them 20-0 in the second half.

Jan. 12—The Chargers' miracle season comes to an end in a 24-17 loss to Denver in the Divisional Playoffs at Sports Authority Field. The Chargers trail 17-0 going into the fourth quarter and rally to get within seven points on a pair of 16-yard touchdown catches by Keenan Allen, but the Bolts' rally comes up short and Denver advances to the AFC Championship Game.

Feb. 1—At the NFL Honors Awards Show at Radio City Music Hall in New York, Rivers is named NFL Comeback Player of the Year for 2013 and Allen is named Pepsi Next NFL Rookie of the Year.

Sept. 14—Philip Rivers throws three touchdown passes to Antonio Gates as the Chargers defeat the defending Super Bowl champion Seattle Seahawks, 30-21, at Qualcomm Stadium.

Oct. 19—Nick Novak hits 30th and 31st consecutive field goals to set a new team record. The previous mark was 29 in a row.

Oct. 23—Antonio Gates surpasses Lance Alworth as franchise's all-time leading receiver.

Nov. 2—The Chargers streak of 240 games without being shut out comes to an end. The streak dated back to Oct. 31, 1999 and had been the NFL's third-longest streak.

Nov. 23—The Chargers streak of 58 consecutive scores inside the red zone comes to an end. It had been the NFL's longest active streak, dating to Nov. 10, 2013.

Nov. 30—Down 10 entering the fourth quarter, Philip Rivers leads the Chargers to 21 fourth quarter points and the Chargers defeat Baltimore, 34-33. He threw the game-winning touchdown pass to Eddie Royal with 38 seconds remaining. During the game, Rivers throws the 250th TD pass of his career.

Dec. 20—Down 21 points twice in the game, including at the start of the third quarter, Rivers leads the Chargers to 28 second-half points and the Bolts rally to stun the San Francisco 49ers, 38-35, in overtime. Philip Rivers overcomes three interceptions and throws four touchdown passes, including a game-tying TD to Malcom Floyd with 29 seconds remaining. Nick Novak wins the game with a 40-yard field goal in overtime.

Dec. 28—Antonio Gates reaches 10,000 career receiving yards. He's the 43rd player in NFL history and just the fourth tight end to reach the mark.

2015

Jan. 31—The late Junior Seau is elected for induction into the Pro Football Hall of Fame in his first year of eligibility. Seau becomes the eighth former Chargers player or coach elected to the Hall of Fame.

May 18—Chairman of the Board Dean Spanos names A.G. Spanos President—Business Operations and John Spanos President—Football Operations.

Oct. 18—Philip Rivers records the first 500-yard passing game in franchise history as he sets team records for completions (43), attempts (65) and yards (503) in a 27-20 loss to the Green Bay Packers at Lambeau Field.

Nov. 22—LaDainian Tomlinson has his No. 21 retired and joins the Chargers Hall of Fame. At halftime, a banner bearing his No. 21 is unveiled in the stadium's rafters and his name is added to the team's Ring of Honor.

2016

Oct. 9—Philip Rivers completed three passes of 50-plus yards at Oakland, equaling the most in his career. Rivers hooked up with Hunter Henry for 59 yards, Travis Benjamin for 54 and Tyrell Williams for 50. It marked the first time since Oct. 20, 1968 versus Denver that three different Chargers receivers had catches of 50 yards or longer in a game.

Oct. 13—Philip Rivers passed for 178 yards against the Broncos and raised his career yardage total to 43,094 to pass Dan Fouts (43,040) for the all-time franchise passing mark. Rivers also passed Fouts for 13th in NFL history.

Oct. 23—Melvin Gordon scored a career-high three touchdowns, two on the ground and one through the air to help the Chargers defeat the eventual NFC Champion Atlanta Falcons, in overtime, 33-30.

Nov. 6—Melvin Gordon amasses 261 total yards, including 196 on the ground to record the third-most yards from scrimmage in franchise history.

Dec. 11—Antonio Gates played in his 201st career game, surpassing Junior Seau and Russ Washington for the most games played by a full-time position player in franchise history. Seau and Washington appeared in 200. The only player to appear in more games is former long snapper David Binn, who played in 256 career games.

DRAFT HISTORY

1960

(First selections to stock franchises) Nov. 22, 1959

- Monty Stickles, E, Notre Dame (6, Territorial)
- Ted Aucreman, E, Indiana
- Bob Berich, HB, Michigan State
- Barney Berlinger, E, Pennsylvania
- Charles Boone, C, Richmond
- Bobby Boyd, QB, Oklahoma
- Byron Bradfute, T, Southern Mississippi
- Rodney Breedlove, G, Maryland
- Tom Budrewicz, T, Brown
- James Cameron, C, East Texas State
- Jack Crouthamel, HB, Dartmouth
- Pete Davidson, T-G, Citadel
- Floyd Faucette, HB, Georgia Tech
- Charles Flowers, FB, Mississippi
- Bobby Franklin, QB, Mississippi
- Bob Jeter, HB, Iowa
- Bill Linder, T, Pittsburgh
- Billy Locklin, T, New Mexico State
- William Lopasky, G, West Virginia
- Paul Maguire, E, Citadel
- Ed McDaniel, E, Oklahoma
- Charles Milstead, QB, Texas A&M
- Ed Pitts, T, South Carolina
- Bob Schlotz, C, Notre Dame
- Ed Serieke, FB, Xavier, Ohio
- Russ Sloan, E, Missouri
- John Stalte, T, Kansas City
- Ron Stehouwer, T, Colorado
- Wayne Stewart, G, Citadel
- Leonard Wilson, HB, Purdue
- Bob Zeman, DB, Wisconsin

(Second selections to stock franchises)

- Gary Beabout, T-G, Purdue
- George Blair, DB, Mississippi
- Fran Brixius, T-G, Minnesota
- Joe Davis, T-G, Citadel
- Robert DeMarco, T-G, Dayton
- Bob Hain, T-G, Iowa
- Chuck Janssen, T-G, Tulsa
- Gordon Kelley, E, Georgia
- Larry Lancaster, G-T, Georgia
- Marv Lasater, HB, Texas Christian
- Warren Lashua, E, Whitworth (Wash.)
- Perry McGriff, E, Florida
- Kirk Phares, T-G, South Carolina
- Lamar Rawson, HB, Auburn
- Ronald Ray, T-G, Howard Payne (Tex.)
- Ken Talkington, QB, Texas Tech
- John Talley, QB, Northwestern
- Bob Waters, HB, Presbyterian, S.C.
- Bob Wehking, C, Florida
- Larry Womack, HB, Colorado State

1961 — (Drafted 7-8) Rounds 1-6, Nov. 23, 1960; Rounds 7-30, Dec. 5, 1960

- 1. Earle Faison, DE, Indiana (7)
- 2. Keith Lincoln, HB, Washington State (16)
- 3. Marlin McKeever, E, Southern California (23)
- 4. Jimmy Johnson, HB, UCLA (32)
- 5. Bill Kilmer, QB, UCLA (39)
- 6. Calvin Bird, HB, Kentucky (46)
- 6. Cliff Roberts, T, Illinois (48)
- 7. Claude Gibson, DB, North Carolina State (55)
- 8. Charley Johnson, QB, New Mexico State (64)
- 9. Bob Scarpitto, QB, Notre Dame (71)
- 10. Willie Hector, G, Pacific (80)
- 11. Greg Larson, C, Minnesota (87)
- 12. Hezekiah Braxton, FB, Virginia Union (96)
- 13. Dale Messer, FB, Fresno State (103)
- 13. Ernie Ladd, T, Grambling (119)
- 15. Bud Whitehead, DB, Florida State (128)
- 16. Ed Dyas, FB, Auburn (144)
- 17. Jack Espenshig, HB, Florida (151)
- 21. Gene Gaines, HB, UCLA (167)
- 23. Glenn Bass, HB, East Carolina (183)
- 24. Ben Balme, G, Yale (192)
- 26. Bill Kinnune, G, Washington (208)
- 27. Luther Hayes, E, Southern California (215)
- 28. Chuck Allen, G, Washington (224)
- 29. Dan Ficca, T, Southern California (231)
- 30. Mike McKeever, G, Southern California (240)

Future Selections

- 17. Billy Wilson, T, Auburn (112)
- 17. Reg Carolan, E, Idaho (135)
- 20. Mike Lucci, C, Tennessee (160)
- 22. John Brown, T, Syracuse (176)
- 25. Don Coffee, E, Memphis State (199)

1962 — (Drafted 8)

- 1. Bob Ferguson, FB, Ohio State (8)
- 2. Dick Hudson, T, Memphis State (16)
- 3. John Hadl, QB, Kansas (24)
- 4. Bob Hill, T, Notre Dame (31)
- 4. Mack Burton, HB, San Jose State (32)
- 5. Bob Mitinger, DE, Penn State (34)
- 5. John Cornett, T, Rice (40)
- 6. Roy Winston, G, Louisiana State (42)
- 6. Frank Buncom, LB, Southern California (48)
- 7. Wendell Harris, HB, Louisiana State (51)
- 7. Bob Jackson, FB, New Mexico State (56)
- 8. Jerry Robinson, HB, Grambling (64)
- 9. Tommy Minter, HB, Baylor (72)
- 10. Dan Sullivan, T, Boston College (80)
- 11. Irv Bishop, G, Fresno State (88)
- 12. Ralph Smith, E, Mississippi (93)
- 12. George Andrie, E, Marquette (96)
- 13. Charles Bryant, E, Ohio State (104)
- 17. Frank Gardner, T, North Carolina College (136)
- 20. Ron Hermann, QB, Bradley (160)
- 24. Homer Jones, HB, Texas Southern (192) (voided)
- 25. Sam Gruneisen, E, Villanova (200)

Future Selections

- 13. Bert Coan, HB, Kansas (105)
- 14. James Bates, HB, Southern California (112)
- 15. Fred Moore, T, Memphis State (120)
- 16. George Gross, T, Auburn (128)
- 16. Denny Biodrowski, E, Memphis State (144)
- 19. Mike Lind, FB, Notre Dame (152)
- 21. Jesse Williams, E, Fresno State (168)
- 22. Jim Thibert, E, Toledo (176)
- 23. Dick Farris, G, North Texas State (184)
- 26. Mike Wouffe, G, Colorado (208)
- 27. Mel Rideout, QB, Richmond (216)
- 28. Ben Wilson, FB, Southern California (224)

1963 — (Drafted 2) Dec. 1, 1962

- 1. Walt Sweeney, E, Syracuse (2)
- 2. Rufus Guthrie, G, Georgia Tech (10)
- 3. Dave Robinson, E, Penn State (17)
- 3. Keith Kinderman, HB, Florida State (18)
- 4. Roy Williams, T, Pacific (26)
- 5. Larry Glueck, HB, Villanova (34)
- 6. Pat Emerick, LB, Western Michigan (42)
- 7. Choice to Denver
- 8. Gene Heeter, E, West Virginia (58)
- 9. Steve Barnett, T, Oregon (66)
- 10. Don Scott, T, Tampa (74)
- 11. Bob Petrich, T, West Texas State (82)
- 12. Terry Baker, QB, Oregon State (90)
- 13. Dick Walton, G, Iowa State (98)
- 18. Choice to Oakland
- 19. Ernest Park, T, McMurry (Tex.) (146)
- 24. Bill Frank, T, Colorado (186)
- 25. Jerry Jazzanti, T, Arkansas (194)

Future Selections

- 14. Frank Lasky, T, Florida (106)
- 14. Harrison Rosdahl, G, Penn State (107)
- 14. Jack Cverko, G, Northwestern (109)
- 15. Mike Fracchia, HB, Alabama (114)
- 16. Gene Breen, LB, Virginia Tech (122)
- 17. Dick Drummond, HB, Geo. Washington (130)
- 20. Buddy Soefker, LB, Louisiana State (154)
- 21. Dan Points, T, Cincinnati (162)
- 22. Roger Gill, HB, Texas Tech (170)
- 23. Paul Watters, T, Miami, Ohio (178)
- 26. Ken Dill, C, Mississippi (202)
- 27. Harry Butsko, G, Maryland (210)
- 28. Steve Berzansky, FB, West Virginia (218)
- 29. Herman Hamp, HB, Fresno State (226)

1964 — (Drafted 8) Nov. 30, 1963

- 1. Ted Davis, E, Georgia Tech (8)
- 2. John Kirby, LB, Nebraska (16)
- 3. Perry Lee Dunn, DB, Mississippi (24)

- 4. Dave Parks, E, Texas Tech (32)
- 5. Pete Goimrac, C, West Virginia (36)
- 5. Gary Kirner, T, Southern California (40)
- 6. Willie Brown, S, Southern California (48)
- 7. Roger Anderson, T, Virginia Union (51)
- 7. Pat Batten, FB, Hardin-Simmons (56)
- 8. George Seals, T, Missouri (64)
- 9. Choice to Oakland
- 10. Bob Long, E, Wichita State (74)
- 10. Dick Bowman, E, Syracuse (80)
- 11. Bob Horton, FB, Boston University (88)
- 12. Ron Carpenter, E, Texas A&M (96)
- 13. Kenny Graham, S, Washington State (104)

Future Selections

- 1. Howard Kindig, C, Los Angeles State (8)
- 2. Ed Mitchell, T, Southern (La.) (16)
- 3. Bob Daugherty, HB, Tulsa (24)
- 4. John Farris, T, San Diego State (32)
- 5. Bobby Robinson, G-LB, Mississippi (40)
- 6. Paul Carcel, C-LB, Pittsburgh (48)
- 7. Dick Klein, T, Wichita State (56)
- 8. Allen Robinson, HB, Brigham Young (64)
- 9. Charles Hinton, C, Mississippi (72)
- 10. Ron Smith, QB, Richmond (80)
- 11. Bill Ban Burkelo, HB, Tulsa (88)
- 12. Tom Lucas, G, Mississippi (96)
- 13. Frank Kinard, FB, Mississippi (104)

1965 — (Drafted 6) Nov. 28, 1964

- 1. Steve DeLong, G, Tennessee (6)
- 2. Roy Jefferson, E, Utah (14)
- 3. Allen Brown, E, Mississippi (22)
- 4. Steve Tensi, QB, Florida State (30)
- 5. Rick Redman, LB, Washington (38)
- 6. Will Beasley, FB, North Carolina A&T (46)
- 7. Jack Snow, E, Notre Dame (54)
- 8. Clancy Williams, HB, Washington State (62)
- 9. Jerry Wheelchick, QB, Massachusetts (70)
- 10. Gene Foster, HB, Arizona State (78)
- 11. Veran Smith, G, Utah State (86)
- 12. Jim Allison, FB, San Diego State (94)
- 13. Bill Quigley, LB, Villanova (102)
- 14. Don Floyd, E, Florida State (110)
- 15. Mike Howell, DB, Grambling (118)
- 16. John Godden, LB, San Diego State (126)
- 17. Leon Hardy, T, Texas Southern (134)
- 18. Bobby Evans, T, Texas A&M (142)
- 19. Braden Beck, K, Stanford (150)
- 20. Jack Edwards, C, Florida State (158)

Future Selections

- 1. Gary Garrison, E, San Diego State (6)
- 2. Larry Martin, T, San Diego State (14)
- 3. Stan Ozura, T-DE, California (22)
- 4. Doug Woodlief, LB, Memphis State (30)
- 5. Jim Weatherwax, T, Los Angeles State (38)
- 6. Tom Good, LB, Marshall (46)
- 7. Wayne Waff, E, East Tennessee State (54)
- 8. Roy Shivers, HB, Utah State (62)
- 9. Tony Carey, HB, Notre Dame (70)
- 10. Dave Plump, HB, Fresno State (78)
- 11. Jeff White, E, Texas Tech (86)
- 12. Mike Ciccolella, LB, Dayton (94)

1966 — (Drafted 8) Nov. 28, 1965

- 1. Don Davis, T, Los Angeles State (7)
- 2. Nick Rassar, HB, Notre Dame (17)
- 3. Milt Morin, E, Massachusetts (26)
- 4. Charles Brown, HB, Syracuse (35)
- 5. Russ Smith, HB, Miami, Fla. (44)
- 6. Gary Pettigrew, DE, Stanford (54)
- 7. Jim Tolbert, E, Lincoln (Mo.) (63)
- 8. Doug Buffone, LB, Louisville (72)
- 9. Taft Reed, E-DB, Jackson State (81)
- 10. Danny Pride, LB, Tennessee A&I (90)
- 11. Terry Owens, E, Jacksonville St. (Ala.) (99)
- 12. Ray Jones, HB, Los Angeles State (108)
- 13. Houston Ridge, DE, San Diego State (117)
- 14. Mike London, E, Wisconsin (126)
- 15. Shelly Novack, E, Long Beach State (135)
- 16. Bill Scott, DB, Idaho (144)
- 17. Ron Ogle, DT, Long Beach State (153)
- 18. John Travis, HB, San Jose State (162)
- 19. Jerome Bell, C, Oklahoma (171)
- 20. Bill McDowell, LB, Florida State (180)

Future Selections

1. Bob Windsor, E, Kentucky (8)
2. Diron Talbert, T, Texas (17)
3. Jeff Staggs, LB, San Diego State (26)
4. LaVerle Pratt, LB, Idaho (35)
5. Rhome Nixon, E, Southern (La.) (44)
6. Joe Beauchamp, S, Iowa State (53)
7. Brad Hubbard, HB, Arizona (62)
8. St. Saffold, E, San Jose State (71)
9. Wayne Page, DB, Clemson (80)
10. Wayne Becker, T, Montana (89)
11. Hugh Wright, FB, Adams State (Colo.) (98)

1967—(Drafted 14) Mar. 14-16

1. Ron Billingsley, DT, Wyoming (14)
2. Ron McCall, LB, Weber State (40)
3. Bob Howard, CB, San Diego State (48)
4. Harold Akin, T, Oklahoma State (67)
4. Dickie Post, HB, Houston (94)
5. Bernard Erickson, LB, Abilene Christian (121)
6. Nate Johns, FL, San Diego State (147)
7. David Conway, K, Texas (173)
8. John Mills, E, Tennessee (199)
9. Steve Newell, E, Long Beach State (225)
10. Torre Ossmo, T, Western Michigan (251)
11. Carroll Jarvis, HB, Virginia (277)
12. Choice to Kansas City
13. Leon Carr, DB, Prairie View A&M (Tex.) (329)
14. Martin Baccaglio, DT, San Jose State (355)
15. Craig Scoggins, E, San Diego State (381)
16. Paul Phillips, T, South Carolina (407)
17. John Gibbs, HB, South Carolina State (433)

1968—(Drafted alternately 18-17) Jan. 21-23

1. Russ Washington, T, Missouri (4)
1. Jim Hill, S, Texas A&I (18)
2. Bill Lenkaitis, C, Penn State (43)
3. Choice to Miami
4. Ken Dyer, FL, Arizona State (100)
5. William Perry, TE, Kent State (129)
6. Choice to Cincinnati
7. Lane Fenner, FL, Florida State (183)
8. Elliott Gammage, TE, Tennessee (209)
9. Grundy Harris, RB, Southern (La.) (237)
10. Choice to Houston
11. Dennis Partee, K, Southern Methodist (291)
12. Jeff Queen, LB, Morgan State (317)
13. Fred Combs, DB, North Carolina State (345)
14. Jim Campbell, LB, West Texas State (371)
15. Dan Kramarczyk, T, Dayton (399)
15. Robert Wells, T, Johnson C. Smith, N.C. (403)
16. Dick Farley, DB, Boston University (425)
17. Dan Andrews, TE, West Texas State (453)

1969—(Drafted 18) Jan. 28-30

1. Marty Domes, QB, Columbia (9)
1. Bob Babich, LB, Miami, Ohio (15)
2. Ron Sayers, RB, Nebraska-Omaha (44)
3. Eugene Ferguson, T, Norfolk State (70)
4. Choice to Houston
5. Harry (Skip) Orszulak, FL, Pittsburgh (122)
6. Terry Swam, FL, Colorado State (147)
7. Choice to Miami
8. Craig Cotton, FL, Youngstown (Ohio) (200)
9. Joe Williams, DB, Southern (La.) (226)
10. David Arnold, G, Northwest Louisiana (251)
11. Willie Norwood, TE, Alcorn A&M (278)
12. Jim White, RB, Arkansas A&M (304)
13. Mike Simpson, DB, Houston (330)
14. Bill Ackman, DT, New Mexico State (356)
15. Charlie Jarvis, RB, Army (382)
16. Willie Davenport, FL, Southern (La.) (408)
17. Larry Rentz, DB, Florida (434)

1970—(Drafted alternately 15-16) Jan. 27-28

1. Walker Gillette, WR, Richmond (15)
2. Tom Williams, DT, California-Davis (42)
3. Choice to Buffalo for WR Richard Trapp
4. Bill Maddox, TE, Syracuse (94)
5. Pettus Farrar, RB, Norfolk State (119)
6. Billy Parks, WR, Long Beach State (146)
7. Jim Fabish, DB, Texas-El Paso (171)
8. Wayne Clark, QB, U.S. International (198)
9. Chris Fletcher, S, Temple (223)
10. Mac Steen, G, Florida (250)
11. Jack Protz, LB, Syracuse (275)
12. Howard Gravelle, TE, California-Davis (302)

13. Bernard Bradley, DB, Utah State (327)
14. Tyrone Caldwell, DT, South Carolina St. (354)
15. Eugene Childs, RB, Texas-El Paso (379)
16. Mike Green, RB, Nebraska (406)
17. David Sanks, G, Louisville (411)

1971—(Drafted 13) Jan. 28-29

1. Leon Burns, RB, Long Beach State (13)
3. Mike Montgomery, RB, Kansas State (65)
5. Bryant Salter, S, Pittsburgh (115)
5. Ray White, LB, Syracuse (117)
5. Phil Asack, DE, Duke (119)
6. Jacob Mayes, RB, Tennessee State (143)
7. Chuck Dicus, WR, Arkansas (169)
8. Leon Van Gorkum, DE, San Diego St. (195)
9. John Tanner, TE, Tennessee Tech (221)
10. Gary Nowak, TE, Michigan State (247)
11. Don Pinson, DB, Tennessee State (273)
12. Wesley Garnett, WR, Utah State (299)
13. Sammy Milner, WR, Mississippi State (325)
14. Ed O'Daniel, DE, Texas Southern (351)
15. Eric Humston, LB, Muskingum (Ohio) (377)
16. Ed Foote, C, Hawaii (403)
17. Chip Kell, C, Tennessee (429)

1972—(Drafted alt. 11-10-9-13-12) Feb. 1-2

2. Pete Lazetich, DE, Stanford (36)
3. Bill McClard, K, Arkansas (61)
5. Jim Bishop, TE, Tennessee Tech (116)
5. Harry Gooden, DE, Alcorn A&M (130)
6. Bruce Ward, G, San Diego State (141)
9. Fran Schmitz, DT, St. Norbert (Wisc.) (221)
10. Lon Kolstad, LB, Whitewater (Wisc.) (246)
11. John Turner, TE, Long Beach State (270)
12. Sam Key, LB, Elon, N.C. (295)
13. Andy Selfridge, LB, Virginia (321)
14. John Van Reenen, DE, Washington St. (351)
15. Charles Neugent, DB, Tuskegee, Ala. (376)
16. James Shaw, DB, Tulsa (401)
17. Oscar Dragon, RB, Arizona State (423)
17. Bob Tackett, T, Texas-El Paso (426)

1973—(Drafted alternately [6-5-8-7] Jan. 30-31

1. Johnny Rodgers, WR, Nebraska (25)
3. Dan Fouts, QB, Oregon (64)
4. James Thaxton, TE, Tennessee State (84)
5. Willie McFee, WR-KR, Alcorn A&M (123)
5. John Knoble, LB, Weber State (125)
6. Marvin Roberts, C, Michigan State (135)
9. Tab Bennett, LB, Illinois (214)
10. Cliff Burnett, DE, Montana (239)
11. Jay Douglas, C, Memphis State (268)
12. Lynn Ahrens, T, Eastern Montana (293)
13. Alfred Reese, RB, Tennessee State (318)
14. Tony Adams, QB, Utah State (343)
15. Gary Parris, TE, Florida State (372)
16. Joe Petty, DB, Arizona State (397)
17. Barry Darrow, T, Montana (422)

1974—(Drafted alternately [2-3] Jan. 29-30

1. Bo Matthews, RB, Colorado (2)
1. Don Goode, LB, Kansas (15)
2. Mark Markovich, C, Penn State (43)
4. Harrison Davis, WR, Virginia (81)
5. John Teerlink, DT, Western Illinois (105)
6. Jesse Freitas, QB, San Diego State (133)
8. Tom Forrest, G, Cincinnati (185)
8. Bon Boatwright, T, Oklahoma State (206)
9. Danny Colbert, S, Tulsa (210)
10. John Ketchoyian, LB, Santa Clara (237)
11. Dave Grannell, TE, Arizona State (262)
12. Sam Williams, DB, California (289)
13. Brian Vertefeuille, T, Idaho State (314)
14. Greg Bailey, DB, Long Beach State (341)
15. Charles Anthony, LB, Southern California (366)
15. Greg Meczka, TE, Bowling Green (386)
16. Neal Skarin, DE, Arizona State (393)
17. Charles DeJurnett, DT, San Jose State (418)

1975—(Drafted alternately [8-7-6] Jan. 28-29

1. Gary Johnson, DT, Grambling (8)
1. Mike Williams, CB, Louisiana State (22)
2. Louie Kelcher, DT, Southern Methodist (30)
2. Fred Dean, LB, Louisiana Tech (33)
3. Mike Fuller, DB, Auburn (73)
4. Ken Berrich, LB, Auburn (101)
5. Kevin Nosbusch, DT, Notre Dame (111)

5. Charles Waddell, TE, North Carolina (125)
6. John Carroll, WR, Oklahoma (134)
6. Billy Shields, T, Georgia Tech (136)
7. Rickey Young, RB, Jackson State (164)
8. Barry Collier, T, Georgia (203)
8. Ralph Perretta, G, Purdue (206)
9. Larry Keller, LB, Houston (214)
10. Otha Bradley, DT, Southern California (242)
11. Vince Phason, DB, Arizona (267)
11. Ike McBee, WR, San Jose State (284)
12. Jerry Dahl, LB, North Dakota State (292)
13. Pete Demmerle, WR, Notre Dame (320)
13. Glen Printers, RB, Southern California (335)
14. Reggie Barnett, DB, Notre Dame (345)
15. John Rousch, G, Oklahoma (370)
16. Chip Salvestrini, G, Yankton (S.D.) (398)
17. Neal Jeffrey, QB, Baylor (423)

1976—(Drafted alternately [4-3] April 8-9

1. Joe Washington, RB, Oklahoma (4)
2. Don Macek, G, Boston College (31)
3. Larry Dorsey, WR, Tennessee State (64)
4. Bob Horn, MLB, Oregon State (94)
4. Ron Singleton, TE, Grambling (113)
4. Artie Owens, WR, West Virginia (115)
5. Woodrow Lowe, LB, Alabama (131)
8. Tony DiRienzo, K, Oklahoma (212)
9. Glynn Harrison, RB, Georgia (251)
10. Jeff Perlinger, DE, Michigan (268)
11. Ray Preston, LB, Syracuse (295)
12. Ron Lee, S, Oregon (322)
13. John Lee, DT, Nebraska (351)
14. Ed Jones, G, Cincinnati (478)
15. Jack Hoffman, DL, Indiana (407)
16. Jack Harrison, G, California (434)
17. Clarence Sanders, LB, Cincinnati (463)

1977—(Drafted alternately 14-13-12) May 3-4

1. Bob Rush, C, Memphis State (24)
3. Keith King, S, Colorado State (77)
5. Clarence Williams, RB, South Carolina (124)
5. Cliff Olander, P-QB, New Mexico State (128)
6. Dave Lindstrom, DE, Boston University (146)
6. Lawrence Barnes, RB, Tennessee State (151)
6. Pete Shaw, S, Northwestern (152)
7. Ron Bush, CB, Southern California (181)
8. Gene Washington, WR, Georgia (234)
10. Curtis Townsend, LB, Arkansas (265)
12. Jim Stansik, TE, Eastern Michigan (319)

1978—(Drafted alternately 14-13-15) May 2-3

1. John Jefferson, WR, Arizona State (14)
2. Milton Hardaway, T, Oklahoma State (41)
3. Rickey Anderson, RB, South Carolina St. (71)
5. John Choma, G, Virginia (135)
7. Cliff Featherstone, CB, Colorado State (180)
8. Gavin Hedrick, P, Washington State (200)
9. Henry Bradley, DT, Alcorn State (237)
9. Blake Whitlatch, LB, Louisiana State (248)
10. Charles Price, TE, Cincinnati (264)
12. Kevin Bell, WR, Lamar (Tex.) (321)

1979—(Drafted alt. 20-19-18-17-21) May 3-4

1. Kellen Winslow, TE, Missouri (13)
3. Cliff Thrift, MLB, East Central Oklahoma (73)
4. John Floyd, WR, NE Louisiana (104)
8. Wilbur Haslip, RB, Hawaii (210)
9. Alvin Garrett, WR, Angelo State (Tex.) (237)
10. Tony Petruccio, DT, Penn State (265)
10. Al Green, S, Louisiana State (269)
11. Dave Rader, QB, Tulsa (295)
12. Frank Duncan, S, San Francisco State (321)

1980—(Drafted 26th) April 29-30

4. Ed Luther, QB, San Jose State (101)
4. Bob Gregor, S, Washington State (108)
6. La Rue Harrington, RB, Norfolk State (151)
6. Wayne Hamilton, LB, Alabama (163)
7. Chuck Loewen, G, South Dakota St. (175)
7. Stuart Dodds, P, Montana State (191)
8. Curtis Simmones, RB, North Alabama (219)
9. Steve Whitman, RB, Alabama (247)
11. John Singleton, DE, Texas-El Paso (303)
12. Harry Price, WR, McNeese State (331)

Continued next page

1980 Supplemental Draft — July 17

- Billy Mullins, WR, Southern California (243)

1981 — (Drafted 24 April 28-29)

- James Brooks, RB-KR, Auburn (24)
- Irvin Phillips, CB, Arkansas Tech (77)
- Amos Lawrence, RB, North Carolina (103)
- Eric Sievers, TE, Maryland (107)
- Keith Ferguson, LB, Ohio State (131)
- Andrew Gissingner, T, Syracuse (141)
- Bobby Duckworth, WR, Arkansas (162)
- Pete Holohan, TE, Notre Dame (189)
- Robert Parham, FB, Grambling (268)
- Matt Petrzelka, T, Iowa (280)
- Carlos Bradley, LB, Wake Forest (300)
- Stacy Charles, WR, Bethune-Cookman (327)

1982 — (Drafted alt. 23-22-21-20-23) April 27-28

- Hollis Hall, CB, Clemson (188)
- Maury Buford, P, Texas Tech (215)
- Warren Lyles, DT, Alabama (246)
- Andre Young, S, Louisiana Tech (273)
- Anthony Watson, S, New Mexico (299)

1983 — (Drafted alt. 22-21-24-23-22) May 2

- Billy Ray Smith, LB, Arkansas (5)
- Gary Anderson, RB, Arkansas (20)
- Gill Byrd, CB, San Jose State (22)
- Danny Walters, CB, Arkansas (95)
- Trumaine Johnson, WR, Grambling (141)
- Bill Elko, DT, Louisiana State (192)
- Earnest Jackson, RB, Texas A&M (202)
- Mike Green, LB, Oklahoma State (245)
- Bruce Mathison, QB, Nebraska (272)
- Tim Kearse, WR, San Jose State (303)
- Tim Spencer, RB, Ohio State (308)
- Billy Blalock, S, Tennessee Tech (314)
- Chuck Ehin, DE, Brigham Young (330)

1984 — (Drafted alternately 6-5) May 1

- Mossy Cade, CB, Texas (6)
- Mike Guendling, LB, Northwestern (33)
- Lionel James, RB-KR, Auburn (118)
- Keith Guthrie, NT, Texas A&M (144)
- Jesse Bendross, WR, Alabama (173)
- Ray Woodard, DE, Texas (199)
- Bob Craighead, RB, Northeast Louisiana (219)
- Zachary Barnes, DE, Alabama State (230)
- Buford McGee, RB, Mississippi (286)
- Paine Harper, WR, LaVerne (331)

1984 Supplemental Draft — (Drafted 6-5-6) June 5

- Lee Williams, DE, Bethune-Cookman (6) (Previous: Los Angeles, USFL)
- Steve Smith, QB, Michigan (33) (Previous: Montreal, CFL)
- Clarence Collins, WR, Southern Illinois (62) (Previous: New Jersey, USFL)

1985 — (Drafted alternately 12-11-10) April 30

- Jim Lachey, T, Ohio State (12)
- Wayne Davis, CB, Indiana State (39)
- Jeff Dale, S, Louisiana State (55)
- John Hendy, CB, Long Beach State (69)
- Ralf Mojsiejenko, P-K, Michigan State (96)
- Terry Lewis, CB, Michigan State (150)
- Mark Fellows, OLB, Montana State (196)
- Curtis Adams, RB, Central Michigan (207)
- Paul Berner, QB, Pacific (234)
- Dan Rensberg, T, Abilene Christian (252)
- David King, CB, Auburn (264)
- Jeff Smith, NT, Kentucky (291)
- Tony Simmons, DE, Tennessee (318)
- Bret Pearson, TE, Wisconsin (329)

1986 — (Drafted alternately 14-17-16) April 29

- Leslie O'Neal, DE, Oklahoma State (8)
- James FitzPatrick, T, Southern California (13)
- Terry Unrein, DE, Colorado State (67)
- Jeff Walker, T, Memphis State (71)
- Ty Allert, OLB, Texas (95)
- Tommy Taylor, ILB, UCLA (97)
- Doug Landry, OLB, Louisiana Tech (118)
- Donald Brown, CB, Maryland (129)
- Matt Johnson, S, Southern California (133)
- Curtis Paddridge, WR, Northern Illinois (155)
- Fred Smalls, OLB, West Virginia (182)

- Mike Perrino, T, Notre Dame (209)
- Mike Zordich, S, Penn State (235)
- Charles Sanders, RB, Slippery Rock, Pa. (293)
- Drew Smetana, T, Oregon (298)
- Jeff Sprowls, S, Brigham Young (320)
- Mike Travis, S, Georgia Tech (333)

1987 — (Drafted alternately 5-4-3) April 28

- Rod Bernstein, TE, Texas A&M (24)
- Louis Brock, CB, Southern California (53)
- Karl Wilson, OE, LSU (59)
- Mark Vlasic, QB, Iowa (88)
- Nelson Jones, CB, North Carolina St. (115)
- Jamie Holland, WR, Ohio State (173)
- Joe Mac Esker, T, Texas-El Paso (199)
- Ron Brown, OLB, Southern California (204)
- Tom Wilcher, RB, Michigan (226)
- Anthony Anderson, DB, Grambling (256)
- Joe Goebel, C, UCLA (284)
- Marcus Greenwood, RB, UCLA (310)

1988 — (Drafted alt. 15-19-18-17-16) April 24-25

- Anthony Miller, WR, Tennessee (15)
- Quinn Early, WR, Iowa (60)
- Joe Campbell, DE, New Mexico State (91)
- Stacy Searels, C-G, Auburn (93)
- David Richards, T, UCLA (98)
- Cedric Figaro, LB, Notre Dame (152)
- Joey Howard, T, Tennessee (238)
- Ed Miller, C, Pittsburgh (285)
- George Hinkle, DE, Arizona (292)
- Wendell Phillips, S, North Alabama (324)

1989 — (Drafted alternately 8-9) April 23-24

- Burt Grossman, DE, Pittsburgh (8)
- Courtney Hall, C, Rice (37)
- Billy Joe Tolliver, QB, Texas Tech (51)
- Elliott Smith, CB, Alcorn State (120)
- Marion Butts, FB, Florida State (183)
- Terence Jones, QB, Tulane (195)
- Dana Brinson, WR/KR, Nebraska (204)
- Pat Davis, TE, Syracuse (231)
- Ricky Andrews, ILB, Washington (260)
- Victor Floyd, RB, Florida State (287)

1990 — (Drafted alternately 7-8) April 23-24

- Junior Seau, LB, Southern California (5)
- Jeff Mills, OLB, Nebraska (57)
- Leo Goetas, T, Hawaii (60)
- Walter Wilson, WR, East Carolina (67)
- John Friesz, QB Idaho (138)
- Frank Cornish, C-G, UCLA (143)
- David Pool, CB, Carson-Newman, Tenn. (145)
- Derrick Walker, TE, Michigan (163)
- Jeff Novak, G, Southwest Texas State (172)
- Joe Staysniak, T, Ohio State (185)
- Nate Lewis, WR, Oregon Tech (187)
- Keith Collins, CB, Appalachian State (193)
- J.J. Flannigan, RB, Colorado (201)
- Chris Goetz, G, Pittsburgh (227)
- Ken Berry, CB, Miami (256)
- Tommie Stowers, HB, Missouri (283)
- Elliott Searcy, WR, Southern (La.) (326)

1991 — (Drafted alt. 10-9-8-7-12-11) April 21-22

- Stanley Richard, S, Texas (9)
- George Thornton, DT, Alabama (36)
- Eric Bieniemy, RB, Colorado (39)
- Eric Moten, G, Michigan State (47)
- Yancey Thigpen, WR, Winston-Salem St. (90)
- Duane Young, TE, Michigan State (123)
- Floyd Fields, S, Arizona State (127)
- Jimmy Laister, OT, Oregon Tech (150)
- David Jones, WR, Delaware State (177)
- Terry Beauford, OL, Florida A&M (192)
- Andy Katooa, LB, Oregon State (230)
- Roland Poles, FB, Tennessee (254)
- Mike Heldt, C, Notre Dame (257)
- Joe Weinberg, WR, Johnson C. Smith (N.C.) (290)
- Chris Samuels, RB, Texas (317)

1992 — (Drafted alternately 5-6-7) April 26-27

- Chris Mims, DE, Tennessee (23)
- Marquez Pope, CB, Fresno State (33)
- Ray Ethridge, WR, Pasadena CC (63)
- Curtis Whitley, C, Clemson (117)
- Kevin Little, LB, North Carolina A&T (131)

- Eric Jonassen, T, Bloomsburg College (140)
- Reggie White, DT, North Carolina A&T (149)
- Deems May, TE, North Carolina (174)
- James Fuller, S, Portland State (201)
- Johnnie Barnes, WR, Hampton (Va.) (231)
- Arthur Paul, DT, Arizona State (258)
- Keith McAffee, RB, Texas A&M (285)
- Carlos Huerta, K, Miami (315)

1993 — (Drafted alternately 20-24) April 25-26

- Darrien Gordon, CB, Stanford (22)
- Natronne Means, RB, North Carolina (41)
- Joe Cocozzo, G, Michigan (64)
- Rayley Johnson, DE, Arkansas (95)
- Lew Bush, OLB, Washington State (99)
- Walter Dunson, WR, Middle Tennessee St. (134)
- Eric Castle, FS, Oregon (161)
- Doug Miller, OLB, South Dakota State (188)
- Trent Green, QB, Indiana (222)

1994 — (Drafted alternately 12-17) April 24-25

- Isaac Davis, G, Arkansas (43)
- Vaughn Parker, G, UCLA (63)*
- Andre Coleman, WR, Kansas State (70)
- Willie Clark, CB, Notre Dame (82)*
- Aaron Laing, TE, New Mexico State (137)
- Rodney Harrison, S, Western Illinois (145)
- Darren Krein, DE, Miami (150)
- Tony Vinson, RB, Towson State (Md.) (160)*
- Zane Beehn, LB, Kentucky (207)

1995 — (Drafted 29 April 22-23

- Terrance Shaw, CB, Stephen F. Austin (34)
- Terrell Fletcher, RB, Wisconsin (51)
- Jimmy Oliver, WR, Texas Christian (61)
- Don Sasa, DT, Washington State (93)
- Preston Harrison, LB, Ohio State (98)
- Chris Cowart, LB, Florida State (100)
- Aaron Hayden, RB, Tennessee (104)
- O'Mar Ellison, WR, Florida State (162)
- Troy Sienkiewicz, G, New Mexico State (177)
- Brandon Harrison, WR, Howard Payne (183)
- Craig Whelihan, QB, Pacific (197)
- Tony Berti, T, Colorado (200)
- Mark Montreuil, CB, Concordia (Can.) (237)

1996 — (Drafted alt. 21-20-19-23-22) April 20-21

- Bryan Still, WR, Virginia Tech (41)
- Patrick Sapp, OLB, Clemson (50)
- Brian Roche, TE, San Jose State (81)
- Charlie Jones, WR, Fresno State (114)
- Junior Soli, DT, Arkansas (155)
- Jim Mills, T, Idaho (190)
- Bryan Stoltenberg, C, Colorado (192)
- Freddie Bradley, RB, Sonoma State (Ca.) (231)

1997 — (Drafted alt. 16-15-14-13) April 19-20

- Freddie Jones, TE, North Carolina (45)
- Michael Hamilton, OLB, No. Carolina A&T (71)
- Raleigh Troutree, T, South Carolina St. (109)
- Kenny Bynum, RB, South Carolina State (138)
- Paul Bradford, CB, Portland State (146)
- Daniel Palmer, T, Air Force Academy (178)
- Toran James, LB, North Carolina A&T (218)
- Tony Corbin, QB, Sacramento State (237)*

1998 — (Drafted alternately 3-2-5-4) April 18-19

- Ryan Leaf, QB, Washington State (2)
- Mikhael Ricks, WR, Stephen F. Austin (59)
- Cedric Harden, DE, Florida A&M (126)
- Clifford Ivory, CB, Troy State (155)
- Jon Haskins, LB, Stanford (194)
- Kio Sanford, WR, Kentucky (234)*

1998 Supplemental Draft — (Drafted 4) July 9

- Jamal Williams, DT, Oklahoma State (1)

1999 — (Drafted alternately 8-9) April 19-20

- Pick used in 1998 Supplemental Draft for Jamal Williams, DT, Oklahoma State
- Jermaine Hazden, FB, Oklahoma (60)
- Steve Feizideh, TE, South Dakota State (69)
- Jason Perry, DB, North Carolina State (104)
- Adrian Dingle, DE, Clemson (139)
- Reginald Nelson, G, McNeese State (141)
- Tyrone Bell, DB, North Alabama (178)

2000—(Drafted alt. 13-12-21-19-19-18-16)

- April 15-16**
2. Rogers Beckett, S, Marshall (43)
 3. Damion McIntosh, T, Kansas State (83)
 4. Trevor Gaylor, WR, Miami, Ohio (111)
 4. Leonardo Carson, DT, Auburn (113)
 6. Shannon Taylor, LB, Virginia (184)
 6. Damen Wheeler, CB, Colorado (203)*
 6. Jajaun Seider, QB, Florida A&M (205)*
 7. Jason Thomas, G, Hampton (222)

2001—(Drafted 1) April 21-22

1. LaDainian Tomlinson, RB, Texas Christian (5)
2. Drew Brees, QB, Purdue (32)
3. Tay Cody, CB, Florida State (67)
4. Carlos Polk, LB, Nebraska (112)
5. Elliot Silvers, T, Washington (132)
5. Zeke Moreno, LB, Southern California (139)
7. Brandon Gorin, T, Purdue (201)
7. Robert Carswell, FS, Clemson (244)*

2002—(Drafted 5) April 20-21

1. Quentin Jammer, CB, Texas (5)
2. Toniu Fonoti, G, Nebraska (39)
2. Reche Caldwell, WR, Florida (48)
3. Ben Leber, LB, Kansas State (71)
4. Justin Peelle, TE, Oregon (103)
5. Terry Charles, WR, Portland State (142)
6. Matt Anderle, T, Minnesota (178)
7. Seth Burford, QB, Cal Poly-SLO (216)

2003—(Drafted 15) April 26-27

1. Sammy Davis, CB, Texas A&M (30)
2. Drayton Florence, CB, Tuskegee (46)
2. Terrence Kiel, S, Texas A&M (62)
3. Courtney VanBuren, T, Arkansas-Pine Bluff (80)
4. Matt Wilhelm, LB, Ohio State (112)
5. Mike Scifres, P, Western Illinois (149)
6. Hanik Milligan, FS, Houston (188)
7. Andrew Pinnock, FB, South Carolina (229)

2004—(Drafted 1) April 24-25

1. Eli Manning, QB, Mississippi (1)
2. Igor Olshansky, DT, Oregon (35)
3. Nate Kaeding, K, Iowa (65)
3. Nick Hardwick, C, Purdue (66)
4. Shaun Phillips, LB, Purdue (98)
5. Dave Ball, DE, UCLA (133)
5. Michael Turner, RB, Northern Illinois (154)
6. Ryan Krause, TE, Nebraska-Omaha (169)
7. Ryon Bingham, DT, Nebraska (204)
7. Shane Olivea, G-T, Ohio State (209)
7. Carlos Joseph, T, Miami (254)*

2005—(Drafted 28) April 23-24

1. Shawne Merriman, OLB, Maryland (12)
1. Luis Castillo, DE, Northwestern (28)
2. Vincent Jackson, WR, Northern Colorado (61)
4. Darren Sproles, RB, Kansas State (130)
5. Wesley Britt, T, Alabama (164)
6. Wes Sims, G, Oklahoma (177)
7. Scott Mruzekowski, C, Bowling Green (242)

2006—(Drafted alt. 19-18-17-16) April 29-30

1. Antonio Cromartie, CB, Florida State (19)
2. Marcus McNeill, T, Auburn (50)
3. Charlie Whitehurst, QB, Clemson (81)
5. Tim Dobbins, LB, Iowa State (151)
6. Jerome Clary, T, Kansas State (187)
6. Kurt Smith, K, Virginia (188)
7. Chase Page, DT, North Carolina (225)
7. Jimmy Martin, T, Virginia Tech (227)

2007—(Drafted 30) April 28-29

1. Buster Davis, WR, Louisiana State (30)
2. Eric Weddle, S, Utah (37)
3. Anthony Waters, LB, Clemson (96)*
4. Scott Chandler, TE, Iowa (129)
5. Legedu Naane, WR, Boise State (172)
7. Brandon Siler, LB, Florida (240)

2007 Supplemental Draft—(Drafted 28) July 12

4. Paul Oliver, CB, Georgia (28)

2008—(Drafted 27) April 26-27

1. Antoine Cason, CB, Arizona (27)
3. Jacob Hester, FB, Louisiana State (69)

4. Pick used in 2007 Supplemental Draft to select Paul Oliver, CB, Georgia
5. Marcus Thomas, RB, Texas-El Paso (166)
6. DeJuan Tribble, CB, Boston College (192)
7. Corey Clark, T, Texas A&M (234)

2009—(Drafted 16) April 25-26

1. Larry English, LB, Northern Illinois (16)
3. Louis Vasquez, G, Texas Tech (78)
4. Vaughn Martin, DE, Western Ontario (Can.) (113)
4. Tyronne Green, G, Auburn (133)
4. Gartrell Johnson, RB, Colorado State (134)
5. Brandon Hughes, CB, Oregon State (148)
6. Kevin Ellison, S, Southern California, (189)
7. Demetrius Byrd, WR, Louisiana State (224)

2010—(Drafted 28) April 22-24

1. Ryan Matthews, RB, Fresno State (12)
3. Donald Butler, LB, Washington (79)
4. Darrell Stuckey, SS, Kansas (110)
5. Cam Thomas, DT, North Carolina (146)
5. Jonathan Crompton, QB, Tennessee (168)*
7. Dedrick Epps, TE, Miami (235)

2011—(Drafted 18) April 28-30

1. Corey Liuget, DE, Illinois (18)
2. Marcus Gilchrist, CB-KR, Clemson (50)
2. Jonas Mouton, LB, Michigan (61)
3. Vincent Brown, WR-KR, San Diego St. (82)
3. Sharece Wright, CB, Southern California (89)
6. Jordan Todman, RB, Connecticut (183)
6. Stephen Schilling, T, Michigan (201)*
7. Andrew Gachkar, LB, Missouri (234)*

2012—(Drafted 18) April 26-28

1. Melvin Ingram, OLB, South Carolina (18)
2. Kendall Reyes, DE, Connecticut (49)
3. Brandon Taylor, SS, Louisiana State (73)
4. Ladarius Green, TE, Louisiana-Lafayette (110)
5. Johnnie Troutman, G, Penn State (149)
7. David Molk, C, Michigan (226)
7. Edwin Baker, RB, Michigan State (250)*

2013—(Drafted 11) April 25-27

1. D.J. Fluker, T, Alabama (11)
2. Manti Te'o, LB, Notre Dame (38)
3. Keenan Allen, WR, California (76)
5. Steve Williams, CB, California (145)
6. Tourek Williams, OLB, Fla. International (179)
7. Brad Sorenson, QB, Southern Utah (221)

2014—(Drafted 25) May 8-10

1. Jason Verrett, CB, Texas Christian (25)
2. Jeremiah Attaochu, OLB, Georgia Tech (50)
3. Chris Watt, G, Notre Dame (89)
5. Ryan Carrethers, DT, Arkansas State (165)
6. Marion Grice, RB, Arizona State (201)
7. Tevin Reese, WR, Baylor (240)

2015—(Drafted 17) April 30-May 2

1. Melvin Gordon, RB, Wisconsin (15)
2. Denzel Perryman, ILB, Miami (48)
3. Craig Mager, CB, Texas State (83)
5. Kyle Emanuel, OLB, North Dakota State (153)
6. Darius Philon, DE, Arkansas (192)

2016—(Drafted alt. 3-4) April 28-30

1. Joey Bosa, DE, Ohio State (3)
2. Hunter Henry, TE, Arkansas (35)
3. Max Tuerk, C, Southern California (66)
4. Joshua Perry, ILB, Ohio State (102)
5. Jatavis Brown, OLB, Akron (175)*
6. Drew Kaser, P, Texas A&M (179)
6. Derek Watt, FB, Wisconsin (198)
7. Donavon Clark, G, Michigan State (224)

* Compensatory Selection

2017—(Drafted 7) April 27-29

1. Mike Williams, WR, Clemson (7)
2. Forrest Lamp, G, Western Kentucky (38)
3. Dan Feeney, G, Indiana (71)
4. Rayshawn Jenkins, S, Miami (113)
5. Desmond King, S, Iowa (151)
6. Sam Tevi, T, Utah (190)
7. Isaac Rochell, DT, Notre Dame (225)

ALL-TIME DRAFT PICKS BY SCHOOL

Southern California	23	Illinois	3	LaVerne (Calif.)	1
Notre Dame	19	Iowa State	3	Lincoln (Mo.)	1
Florida State	14	Louisiana Tech	3	Louisiana-Lafayette	1
San Diego State	14	Miami (Ohio)	3	Marquette	1
Arkansas	13	Minnesota	3	McMurry (Texas)	1
Auburn	13	Montana	3	Middle Tennessee State	1
Louisiana State	13	Norfolk State	3	Mississippi State	1
Mississippi	13	North Alabama	3	Morgan State	1
Ohio State	12	Northern Illinois	3	Muskingum (Ohio)	1
Tennessee	12	Portland State	3	New Mexico	1
Texas A&M	11	South Dakota State	3	Norbert (Wis.)	1
Arizona State	10	Tennessee Tech	3	North Carolina College	1
Nebraska	10	Texas Southern	3	North Texas	1
San Jose State	10	Utah	3	Northern Colorado	1
Syracuse	10	Villanova	3	Northwestern State/Northwest Louisiana	1
UCLA	10	Virginia Tech	3	Pasadena CC (Calif.)	1
Clemson	10	West Texas State	3	Pennsylvania	1
Alabama	9	Western Illinois	3	Prairie View A&M	1
Colorado	9	Abilene Christian	2	Presbyterian	1
Michigan State	9	Arkansas-Pine Bluff/Arkansas (AM&N)	2	Sacramento State	1
Oklahoma	9	Bethune-Cookman	2	San Francisco State	1
Washington State	9	Bowling Green	2	Santa Clara	1
Florida	8	California-Davis	2	Slippery Rock (Pa.)	1
Fresno State	8	Connecticut	2	Sonoma State (Calif.)	1
Grambling	8	East Carolina	2	Southern Illinois	1
Iowa	8	Hampton	2	Southern Mississippi	1
Long Beach State	8	Howard Payne (Texas)	2	Southern Utah	1
Memphis/Memphis State	8	Jackson State	2	Southwest Texas State	1
Miami (Fla.)	8	Johnson C. Smith (N.C.)	2	Tampa	1
Michigan	8	Louisville	2	Temple	1
New Mexico State	8	Marshall	2	Tennessee A&I	1
Penn State	8	Massachusetts	2	Texas A&I/Texas A&M Kingsville	1
Texas	8	McNeese State	2	Texas State	1
North Carolina	7	Montana State	2	Toledo	1
Oregon	7	NE Louisiana/Louisiana-Monroe	2	Towson State (Md.)	1
Pittsburgh	7	Nebraska-Omaha	2	Troy	1
Purdue	7	North Dakota State	2	Tulane	1
Texas Tech	7	Oregon Tech	2	U.S. International	1
Colorado State	6	Rice	2	Wake Forest	1
Georgia	6	Southern Methodist	2	Western Kentucky	1
Georgia Tech	6	Stephen F. Austin	2	Western Ontario (Canada)	1
Kansas State	6	Tuskegee (Ala.)	2	Whitewater (Wis.)	1
Missouri	6	Virginia Union	2	Whitworth (Wash.)	1
Oklahoma State	6	Weber State	2	Winston-Salem State (N.C.)	1
South Carolina	6	Western Michigan	2	Wyoming	1
Southern (La.)	6	Wichita State	2	Xavier	1
Tennessee State	6	Adams State (Colo.)	1	Yale	1
Texas-El Paso	6	Air Force	1	Yankton (S.D.)	1
Tulsa	6	Akron	1	Youngstown State	1
Virginia	6	Alabama State	1		
Washington	6	Angelo State (Texas)	1		
West Virginia	6	Appalachian State	1		
Wisconsin	6	Arkansas State	1		
Alcorn State (Alcorn A&M)	5	Arkansas Tech	1		
California	5	Army	1		
Cincinnati	5	Bloomsburg (Pa.)	1		
Idaho	5	Boise State	1		
Indiana	5	Bradley	1		
Kentucky	5	Brown	1		
Maryland	5	Cal Poly-San Luis Obispo	1		
North Carolina A&T	5	Carson-Newman (Tenn.)	1		
Northwestern	5	Central Michigan	1		
South Carolina State	5	Columbia	1		
Stanford	5	Concordia (Canada)	1		
Utah State	5	Dartmouth	1		
Arizona	4	Delaware State	1		
Citadel	4	Duke	1		
Houston	4	East Central Oklahoma	1		
Kansas	4	East Tennessee State	1		
Los Angeles State	4	East Texas State	1		
North Carolina State	4	Eastern Michigan	1		
Oregon State	4	Eastern Montana	1		
Pacific	4	Elon	1		
Richmond	4	Florida International	1		
Texas Christian	4	George Washington	1		
Baylor	3	Hardin-Simmons	1		
Boston	3	Idaho State	1		
Boston College	3	Indiana State	1		
Brigham Young	3	Jacksonville State (Ala.)	1		
Dayton	3	Kansas City	1		
Florida A&M	3	Kent State	1		
Hawaii	3	Lamar (Texas)	1		

TRADE HISTORY

1970

- 4/28 TE Jacque MacKinnon to Green Bay for 1971 5th (115, Bryan Salter)
- 5/3 DE Joe Owens from New Orleans for 1971 4th
- 8/4 SS Kenny Graham to Cincinnati for 1971 5th (119, Phil Asack)
- 10/15 RB Mike Garrett from Kansas City for 1971 2nd (39)

1971

- 5/19 WR Lance Alworth to Dallas for TE Pettis Norman, T Tony Liscio and DT Ron East
- 5/26 CB Leslie Duncan to Washington for 1973 5th (123, Willie McGee)
- 6/24 DT Kevin Hardy from Green Bay for 1972 1st (11)
- 9/8 C Carl Mauck from Miami for 1972 4th (91)
- 9/8 RB Eddie Ray from New England for 1972 7th(165)
- 11/19 T Tony Liscio to Dallas for 1972 5th (130, Harry Gooden)

1972

- 1/29 DE Deacon Jones, DT Greg Wojcik and RB Lee White from Los Angeles Rams for LB Jeff Staggs, 1972 2nd and 1973 2nd (31) and 3rd (60)
- 1/31 DT George Wright from Baltimore for 1972 4th (91) and 8th (191), and 1973 4th (85)
- 1/31 RB Leon Burns and WR Walker Gillette to St. Louis for RB Sid Edwards and WR Dave Williams
- 2/2 C Cal Winthrow to Green Bay for 1972 17th (423, Oscar Dragon)
- 3/27 LB Ed Philpott from New England for 1973 7th
- 4/19 S Jim Hill to Green Bay for DE Lionel Aldridge and 1974 3rd
- 5/5 DT Andy Rice to Kansas City for 1973 7th
- 5/9 LB Bob Bruggers to Cincinnati for T ERNIE WRIGHT
- 5/19 DE Cal Snowden from Buffalo for 1973 5th
- 7/11 DT John Richardson from Mia for 1973 6th
- 7/22 T Gary Nowak to Kansas City for 1973 9th
- 7/22 TE Jim Bishop to Kansas City for 1973 6th
- 7/26 DE Steve DeLong to Chicago for 1973 4th (84, James Thaxton)
- 7/31 Cash to Rams for TE Luther Palmer
- 7/31 RB Jesse Taylor and 1974 8th (206, Bon Boatwright) from Los Angeles Rams for 1974 7th (158)
- 7/31 RB Jeff Queen to Oakland for 1973 3rd (64, Dan Fouts)
- 7/31 WR Billy Parks and RB Mike Montgomery to Dallas for RB Duane Thomas
- 7/31 LB Tim Rossovich from Philadelphia for 1973 1st (6)
- 8/1 RB Eddie Ray and San Francisco's 1972 3rd (via Washington) to Denver for DT Dave Costa
- 8/8 QB Marty Domres to Baltimore for Washington's 1972 1st (25) and TE John Andrews
- 9/4 CB Leonard Dunlap from Baltimore for 1973 4th (85)
- 9/6 DT George Wright to Cleveland for 1973 5th (125, John Knoble)

1973

- 1/22 QB Johnny Unitas from Baltimore for cash
- 1/25 RB Tom Matte from Baltimore for 1973 8th
- 1/26 QB John Hadl to Los Angeles Rams for DE Coy Bacon and RB Bob Thomas
- 4/10 S Chuck Detwiler, DE Lee Thomas and player to be named later to Buffalo for 1974 2nd (43, Mark Markovitch)
- 5/22 S Ron Smith from Chicago for 1974 3rd
- 7/20 RB Duane Thomas to Washington for 1975 1st (22, Mike Williams) and 1976 2nd
- 8/1 CB Ray Jones to Denver for cash
- 8/7 K Bill McClard to Los Angeles Rams for 1974 5th
- 8/27 WR Bill Malinchak to Washington for 1975 8th (203, Barry Collier) and 1974 15th (386, Greg Mezcka)
- 8/31 DE Louis Ross from Atlanta for 1974 8th
- 9/5 LB Mike Stratton from Buffalo for 1974 5th
- 9/5 LB Bob Babich and 1975 4th (86) to Cleveland for 1974 1st (15, Don Goode) and 1975 2nd (30, Louie Kelcher)
- 9/5 LB Carl Gersbach and RB Clint Jones from Minnesota for 1974 2nd (29) and 3rd

1974

- 1/9 QB Wayne Clark to Cincinnati for QB Virgil Carter
- 1/29 G Walt Sweeney to Washington for 1974 5th (105, John Teerlink), 1975 6th and 1976 4th (115, Artie Owens) (from Oakland)
- 2/25 DE Dennis Wirgowski from Philadelphia for 1975 8th (Choice was rescinded because he did not make squad)
- 3/1 RB Reece Morrison from Cincinnati for \$1.00 and clear title rights to QB Wayne Clark
- 4/10 S Bryant Salter and 1975 8th to Washington for 1976 3rd and 1977 2nd and 3rd (77, Keith King)
- 8/2 LB Fred Forsberg from Buffalo for \$100
- 8/6 LB John Knoble from Rams for \$100
- 8/6 G Tom Forrest to Chicago for \$100
- 8/12 DE Deacon Jones and 1975 8th (189) to Washington for 1977 3rd (77, Keith King)

- 8/15 S Ron Smith to Oakland for 1975 4th (101, Ken Bernick) and 8th (206, Ralph Perretta)
- 8/23 DT Dave Rowe from New England (via Washington) for 1975 6th
- 8/29 RB Bill Rudder to NY Giants for 1975 7th
- 9/5 DT Bob Brown from Green Bay for 1975 3rd (58)
- 9/5 DT Dave Costa to Buffalo for 1975 5th (125, Charles Waddell)
- 9/6 CB Willie Mcgee to Los Angeles Rams for 1975 6th
- 9/24 TE James Thaxton to Cleveland for 1975 6th (134, John Carroll)

1975

- 1/28 RB Sid Edwards to Chicago for 1975 3rd (73, Mike Fuller)
- 1/28 RB Jim Harrison from Chicago for 1975 6th
- 1/29 DT Ray Carr, DT Blenda Gay and T Harold Paul to Oakland for 1975 11th (284, Ike McBeel) and 13th (335, Glen Printers)
- 2/7 WR Joe Sweet from New England for past considerations
- 5/29 C Ed Flanagan from Detroit for 1976 2nd
- 5/29 C Carl Mauck to Houston for rights to T Booker Brown and compensation rights to CB Benny Johnson
- 6/13 S Reggie Berry to Denver for S Maurice Tyler
- 6/17 WR Jerry Levias to Houston for 1976 12th
- 7/3 CB Bob Howard to New England for 1976 5th (131, Woodrow Lowe)
- 7/16 DT Ron East to Cleveland for 1977 5th (128, Cliff Olander)
- 7/22 CB Leonard Dunlap to New York Giants for 1976 5th
- 7/22 LB Pete Lazetich to Miami for LB Bruce Bannon
- 7/28 WR John Carroll to Chicago for 1977 7th
- 7/29 TE Ron Mayo from Baltimore for 1976 6th
- 8/7 DT Greg Wojcik to Chicago for 1977 8th
- 8/13 TE Pat Curran and RB Howard Strickland from Los Angeles Rams for 1977 3rd (68)
- 8/13 LB Bruce Bannon to N.Y. Giants for 1976 9th (251, Glynn Harrison)
- 8/22 1976 6th (159) to St. Louis for WR Marlin Briscoe
- 9/9 LB Hutcherson from Dallas for 1976 7th (186)
- 9/15 RB Tony Baker from LA Rams for 1976 5th (128)
- 9/23 DT Dave Rowe to Oakland for 1976 4th (113, Ron Singleton)

1976

- 4/2 QB Bobby Douglass and 1976 3rd to N.O. for LB Rick Middleton
- 4/2 DE Coy Bacon to Cincinnati for WR Charlie Joiner
- 4/2 LB Franklin Tate to Oakland for LB Mike Denney
- 4/8 S Sam Williams to Atlanta for CB Tom Hayes and 1977 6th (146, Dave Lindstrom)
- 4/8 1976 4th and 8th to Oakland for 1976 4th and 6th
- 4/9 T Halvor Hagen from Buffalo for 1976 9th (241)
- 7/17 LB Floyd Rice to Oakland for cash
- 7/20 LB Drew Mahalic to Philadelphia for \$100 cash
- 7/20 DT Kevin Nossbusch to SF for 1977 8th
- 7/22 C Mark Markovitch to Detroit for G Guy Dennis and 1977 6th (152, Pete Shaw)
- 8/3 P Mitch Hoopes from Dallas for 1977 10th
- 8/10 T Halvor Hagen to New Orleans for 1977 9th (241)
- 8/25 RB Mercury Morris from Miami for 1977 4th (98)
- 8/30 QB Clint Longley and 1977 1st (24, Bob Rush) from Dallas for 1977 1st (14) and 2nd (41)
- 9/6 K Toni Fritsch and 1977 10th from Dallas for 1977 8th (208)
- 9/6 DE Leroy Jones from Washington for 1977 2nd and \$12,500

1977

- 3/1 WR Chip Myers from Cincinnati for 1977 11th (292)
- 4/27 DE Art Riley to Philadelphia for \$20,000 (\$7,500 up front and \$12,500 if he's on the Eagles' payroll for 7-or-more games)
- 6/7 QB James Harris from Los Angeles Rams for 1979 4th (99)
- 6/24 S Clarence Duren from St. Louis for 1978 4th (98)
- 7/14 C Ed Flanagan to Los Angeles Rams for 1978 5th (135, John Choma)
- 7/14 Rights to TE Jim Stankis to Miami for 1978 10th (If Stankis makes roster during 1977 season)
- 8/5 QB Neal Jeffrey to Houston for 1979 4th (104, John Floyd)
- 8/11 DB Gregg Butler from Los Angeles Rams for 1978 11
- 8/16 TE Robert Klein from Los Angeles Rams for 1980 2nd (55)

1978

- 3/28 RB Lydell Mitchell from Baltimore for 1979 5th (131)
- 4/26 LB Tom Graham to Philadelphia for 1979 10th (265, Tony Petrucchio)
- 5/2 LB Jim Laslavic from Detroit for 1978 5th (125) and 6th (155)
- 5/3 WR Larry Dorsey to Kansas City for DE Wilbur Young
- 5/3 1978 8th (222) and 11th (293) to Oakland for 1978 8th (200, Gavin Hedrick) and 9th (248, Blake Whitlatch)
- 7/27 Considerations to Philadelphia for T Harvey Goodman
- 7/28 RB Rickey Young to Minnesota for past considerations
- 7/28 G Ed White from Minnesota for past considerations
- 8/4 T Booker Brown to Tampa Bay for 1980 4th (101, Ed Luther)
- 8/6 C Richard Keys to Buffalo for past considerations
- 8/18 QB Bill Munson to Buffalo for 1980 7th (175, Chuck Loewen)

Continued next page

8/22 FS Glen Edwards from Pittsburgh for 1979 6th (157)
 8/28 RB Joe Washington and 1979 5th for RB Lydell Mitchell
 9/25 1980 3rd (83) to St. Louis for right to hire HC Don Coryell

1979
 4/26 CB Willie Buchanan from G.B. for 1979 7th (184) and 1980 1st (26)
 5/3 1979 1st (20) and 2nd (47) to Cle. for 1979 1st (13, Kellen Winslow)
 5/29 RB Mike Thomas from Washington for 1980 5th (139)
 5/31 RB Charlie White from Tampa Bay for 1980 10th (279)
 8/10 RB Rickey Anderson to Cle. for 1980 6th (151, LaRue Harrington)

1980
 3/21 RB John Cappaletti from Los Angeles Rams for 1982 3rd (49)
 8/15 RB Bo Matthews to N.Y. Giants for 1981 6th (141, Andrew Gissing)
 8/27 LB Don Goode to Cleveland for 1981 4th (107, Eric Sievers) and 1983 4th (95, Danny Walters)
 9/1 QB Cliff Olander to N.Y. Giants for 1981 11th (280, Matt Petzelka)
 9/1 P Rick Partridge from New Orleans for 1981 8th (215)
 9/8 WR Ron Smith from Los Angeles Rams for 1983 5th (134)
 9/29 RB Chuck Muncie from New Orleans for 1981 2nd (51)

1981
 5/15 DT Wilbur Young to Washington for T Jeff Williams
 8/10 WR Billy Mullins to Chicago for 1982 12th (if Mullins is active during 1981 season)
 8/17 WR Stacy Charles to Chicago for considerations
 8/18 G Dan Audick to San Francisco for 1982 3rd (83)
 8/25 TE Gregg McCrary to Washington for 1983 11th (308, Tim Spencer)
 8/31 K Mike Wood to Baltimore for 1983 6th (141, Trumaine Johnson)
 8/31 P George Roberts from Miami for 1982 6th (161)
 9/10 RB Amos Lawrence to San Francisco for 1984 4th (107)
 9/15 DT John Woodcock from Detroit for 1982 12th (326)
 9/17 WR John Jefferson to Green Bay for 1982 1st (22) and 2nd, 1983 1st (20, Gary Anderson), 2nd in '82, '83 or '84, and WR Aundra Thompson
 9/30 WR Wes Chandler from New Orleans for WR Aundra Thompson, 1982 1st (22) (from Green Bay) and San Diego's 1982 3rd (76)
 10/2 DE Fred Dean to San Francisco for 1983 1st (5, Billy Ray Smith) and 2nd (10)
 10/8 CB Allan Ellis from Chicago for 1982 5th (134)

1982
 1/27 LB David Lewis from Tampa Bay for 1982 3rd (83) (from San Francisco) and 1984 4th (107)
 3/4 RB Ricky Bell from Tampa Bay for 1982 4th (103)
 3/29 LB Dewey Selmon from Tampa Bay for 1984 4th (89) (from S.F.)
 4/27 S Tim Fox from N.E. for 1982 2nd (40) (from G.B.) and 1983 3rd (80)
 5/26 S Bruce Laird from Baltimore for 1983 6th (161)
 5/28 LB Jeff Siemon from Minnesota for 1983 6th
 6/8 LB Bob Horn to San Francisco for 1983 8th (202, Earnest Jackson) and 1985 7th (196, Mark Fellows)
 7/13 S Pete Shaw to NY Giants for 1984 8th (199, Ray Woodard)
 8/31 T Jeff Williams to Chicago for 1983 12th (314, Billy Blalock)

1983
 4/20 CB Reuben Henderson from Chi. for 1983 4th (107) and 8th (219)
 4/22 1983 2nd (49) and 1983 2nd (from San Francisco) to San Francisco for 1983 1st (22, Gill Byrd) (from San Diego)
 5/3 S Ken Greene from St. Louis for 1984 3rd (62) and 8th (201)
 7/11 C Bob Rush to Kansas City for 1985 3rd (69, John Hendy) and 1986 5th (118, Doug Landry)
 7/18 CB Jeff Allen to San Francisco for 1984 12th
 7/27 G Derrel Gofourth from Green Bay for 1984 12th (313)
 8/13 CB Mike Williams to Buffalo for WR Lou Piccone
 8/24 WR Roger Carr from Seattle for 1984 5th (125) (from Chicago) and 1985 5th (123)

1984
 2/13 DE Kenny Neil and DT Abdul Salaam from New York Jets for 1984 2nd (from Green Bay)
 3/28 DT Louie Kelcher to San Francisco for 1984 8th (219, Bob Craighead), 12th (331, Paine Harper) and 1985 9th (252, Dan Remsberg)
 3/29 LB Brian Kelley from New York Giants for 1984 10th (257)
 4/30 RB Jewel Thomas from Kansas City for 1985 7th (180)
 5/3 G Walt Downing from San Francisco for 1986 12th
 5/29 RB James Brooks to Cincinnati for RB Pete Johnson
 7/24 RB Robert Alexander from Los Angeles Rams for 1985 11th
 8/10 T Billy Shields and 1985 3rd (66) to Minnesota for S John Turner
 8/15 P Dave Finzer to Chicago for 1985 12th (329, Bret Pearson)
 8/20 DE Ken Neil to San Francisco for 1985 5th
 9/10 RB Chuck Muncie to Miami for 1985 2nd (nullified - DNP physical)
 9/22 RB Pete Johnson to Miami for 1985 2nd (55, Jeff Dale) and rights to DL Dewey Forte
 9/29 DT Gary Johnson to San Francisco for 1986 5th (129, Donald Brown) and 11th (298, Drew Smetana)

1985
 3/27 QB Mark Herrmann from Indianapolis for 1986 10th (266)
 5/20 RB Mark Schellen from San Francisco for 1986 12th

7/20 RB Chuck Muncie to Minnesota for 1986 6th
 8/1 LB Vernon Maxwell from Indianapolis for 1986 5th (126)
 8/20 WR Maury Buford to Chicago for 1986 12th (333, Mike Travis)
 8/30 CB Mossy Dale to Green Bay for 1986 1st (14) and 1987 5th (115, Nelson Jones)
 9/2 WR Bobby Duckworth to Los Angeles Rams for 1986 5th (133, Matt Johnson) and T Gary Kowalski
 9/2 RB Earnest Jackson to Philadelphia for 1986 4th (95, Ty Alert) and 1987 8th (204, Ron Brown)

1986
 4/29 1986 1st (14) and 2nd (44) (from Green Bay) to Minnesota for 1986 1st (8, Leslie O'Neal) and 3rd (67, Terry Unrein)
 5/13 WR Jesse Bendross to Tampa Bay for 1987 12th
 5/21 RB Mark Schellen to Houston for 1987 12th
 7/25 LB Thomas Benson from Atlanta for 1987 6th
 8/14 QB Ed Luther to Atlanta for LB Ronnie Washington and 1987 6th
 8/20 LB Andy Hawkins from Tampa Bay for 1987 6th (143)
 9/29 FS Vencie Glenn from New England for 1987 5th (116)

1987
 4/27 WR Tim Smith from Houston for 1988 12th
 4/28 LB Chip Banks and 1987 1st (24, Rod Bernstine) and 2nd (53, Louis Brock) from Cleveland for 1987 1st (5) and 2nd (32)
 6/12 RB Buford Mcgee, 1988 2nd (45) and 1989 6th (148) to Los Angeles Rams for RB Barry Redden
 7/22 LB Tim Lucas from St. Louis for 1988 11th
 8/21 WR Bobby Johnson from New York Giants for 1988 10th (256)
 8/27 CB Wayne Davis to Buffalo for SS Martin Bayless
 9/1 WR Trumaine Johnson and 1988 7th (184) to Buffalo for LB David Brandon and 1988 4th (93, Stacy Searels)
 9/2 K Rolf Benirschke to Dallas for 1989 12th
 9/9 G-T Jeff Walker to Los Angeles Rams for 1988 11th (285, Ed Miller)
 10/13 LB James Johnson from San Francisco for past considerations

1988
 3/25 T Emil Slovacek to Denver for past considerations
 4/13 QB Mark Malone from Pittsburgh for 1988 8th (211)
 4/24 TE Pete Holohan to L.A. Rams for 1988 4th (91, Joe Campbell)
 4/24 1988 3rd (72) and 5th (125) to Hou. for 1988 3rd (60, Quinn Early)
 4/26 QB Mark Herrmann to Indianapolis for 1989 11th
 4/28 DT Blaise Winter to Green Bay for past considerations
 6/2 WR Wes Chandler to San Francisco for C Fred Quillan - Chargers received 1989 7th (195, Terence Jones) and 1990 7th (193, Keith Collins) when Quillan did not report
 6/29 Selection rights to WR Brian Bedford from Dallas for 1989 9th
 7/8 S Leonard Coleman from Indianapolis for 1990 12th (311)
 8/1 T Jim Lachey to L.A. Raiders for T John Jay, 1989 3rd and 1990 4th
 8/4 G-T Curtis Rouse to Atlanta for past considerations
 8/22 LB Thomas Benson to N.E. for 1989 7th (183, Marion Butts)
 10/11 RB Napoleon McCallum from Los Angeles Raiders for 1990 4th (89)

1989
 4/11 1989 3rd and 1990 4th to Los Angeles Raiders (past considerations)
 4/23 1989 3rd (64), 4th (93) and 7th (175) to New York Giants for 1989 2nd (51, Billy Joe Tolliver)
 4/24 1989 12th (316) to Washington for 1990 12th (326, Elliot Searcy)
 8/18 QB Jim McMahon from Chicago for 1990 2nd (33)
 8/30 P Ralf Mojsiejenko to Washington for 1990 7th (187, Nate Lewis)
 9/4 RB Barry Redden to Cleveland for 1990 7th (185, Joe Staysniak)
 10/17 LB Chip Banks to Indianapolis for 1990 3rd (66, Walter Wilson)
 10/17 RB Darrin Nelson from Dallas for 1990 5th (117)

1990
 4/21 RB Gary Anderson to Tampa Bay for 1990 3rd (57, Jeff Mills) and 1991 2nd (39, Eric Bieniemy)
 4/22 1991 3rd to Dal. for 1990 6th (138, John Friesz), N.E.'s 1990 6th (163, Derrick Walker) and N.Y. Giants' 1990 6th (143, Frank Cornish)
 4/27 RB Napoleon McCallum to Los Angeles Raiders for 1991 11th
 5/4 WR Jamie Holland to L.A. Raiders for 1991 7th (192, Terry Beauford)
 8/28 P Keith English to L.A. Rams for 1991 10th (254, Roland Poff)
 8/29 G Mike Zandofsky from Phoenix for 1991 9th

1991
 4/21 1992 1st (5) to Washington for 1991 2nd (47, Eric Moten) and 1992 5th (140, Eric Jonassen)
 4/22 1991 11th (from Los Angeles Raiders) and 1992 4th (90) to New England for 1991 5th (127, Floyd Fields)
 8/23 DE Lee Williams to Houston for 1992 1st (23, Chris Mims) and WR Shawn Jefferson
 8/28 QB Billy Joe Tolliver to Atlanta for 1992 5th (131, Kevin Little)

1992
 8/13 QB Stan Humphries from Washington for 1993 4th
 8/26 LB Kevin Murphy from Tampa Bay for 1993 8th

1993

- 4/15 T Leo Goegas to Los Angeles Rams for 1993 4th
- 4/25 1993 2nd (48) and 1994 1st (15) to San Francisco for 1993 2nd (41, Natrone Means), 3rd (82), 4th (110) and 5th (138)
- 4/25 T Broderick Thompson to Philadelphia for 1993 4th (104)
- 4/25 1993 3rd (82) (from San Francisco) and 1993 4th (104) (from Philadelphia) to Tampa Bay for 1993 3rd (64, Joe Cocozzo)
- 4/25 1993 4th (110) (from San Francisco) and 5th (138) (from San Francisco) to New England for 1993 4th (99, Lew Bush) (from Green Bay)
- 4/26 1994 6th (175) to San Francisco for 1993 8th (222, Trent Green)

1994

- 3/4 CB Donald Frank to Cleveland for 1995 6th (197, Craig Whelihan)
- 3/18 WR Nate Lewis to L.A. Rams for 1995 6th (177, Troy Sienkiewicz)
- 3/24 1994 4th (107) to Arizona through Miami for WR Tony Martin
- 4/7 DE Burt Grossman to Phi. for 1995 6th (183, Brandon Harrison)
- 4/11 CB Marquez Pope to L.A. Rams for 1995 4th (104, Aaron Hayden)
- 4/25 RB Marion Butts and 1994 3rd (78) to New England for 1994 3rd (70, Andre Coleman) and 5th (137, Aaron Laing)
- 4/25 1995 4th (126) to Seattle for 1994 5th (150, Darren Krein)

1995

- 4/22 1995 1st (29) to Carolina for 1995 2nd (34, Terrance Shaw), 3rd (98, Preston Harrison) and 4th (100, Chris Cowart)
- 4/22 1996 1st (21) to Detroit for 1995 2nd (51, Terrell Fletcher)

1996

- 4/20 1997 1st (16) to Tampa Bay for 1996 2nd (41, Bryan Still)
- 4/21 1997 5th (146) to Pittsburgh for 1996 6th (192, Bryan Stoltenberg)

1997

- 4/20 1997 7th (215) and 1998 4th (95) to St. Louis for 1997 5th (138, Kenny Bynum)
- 4/20 1998 3rd (65) to Pittsburgh for 1997 5th (146, Paul Bradford) and 7th (218, Toran James)
- 7/2 1999 7th (214) to Pittsburgh for RB Eric Pegram

1998

- 3/12 1998 1st (3) and 2nd (32), 1999 1st (8), WR Eric Metcalf and LB Patrick Sapp to Arizona for 1998 1st (2, Ryan Leaf)
- 4/18 2000 1st (13) to Tampa Bay for 1998 2nd (59, Mikhael Ricks)
- 6/3 WR Tony Martin to Atlanta for 1999 2nd (60, Jermaine Fazande)
- 6/8 DT Shawn Lee to Chicago for 1999 5th (141, Reginald Nelson)

1999

- 3/22 QB Jim Harbaugh from Baltimore for 2000 5th (148)
- 8/9 TE John Burke from New York Jets for 2001 conditional 7th

2000

- 4/16 2001 3rd (63) to Philadelphia for 2000 4th (111, Trevor Gaylor)
- 8/22 WR Nate Jacquet from Miami for 2001 6th (164)

2001

- 4/20 2001 1st (1) to Atlanta for 2001 1st (5, LaDainian Tomlinson) and 3rd (67, Tay Cody), 2002 2nd (48, Reche Caldwell) and WR Tim Dwight
- 4/22 2001 4th (96) to New England for 2001 4th (112, Carlos Polk) and 5th (139, Zeke Moreno)

2002

- 8/31 TE Steve Heiden to Cleveland for 2003 7th
- 9/1 WR Trevor Gaylor to Atlanta for 2004 7th (209, Shane Olivea)
- 10/12 G Kelvin Garmon from Dallas for 2003 7th (from Cleveland)

2003

- 4/16 LB Junior Seau to Miami for 2004 5th (154, Michael Turner)
- 4/26 2003 1st (15) to Philadelphia for 2003 1st (30, Sammy Davis) and 2nd (62, Terrence Kiel)

2004

- 3/15 WR David Boston to Miami for 2005 6th (177, Wes Sims) and CB Jamar Fletcher
- 4/24 QB Eli Manning to New York Giants for QB Philip Rivers, 2004 3rd (65, Nate Kaeding), 2005 1st (12, Shawne Merriman) and 5th (144)
- 6/9 T Roman Oben from Tampa Bay for 2005 5th (144) (from N.Y. Giants)
- 10/19 WR Keenan McCardell from T.B. for 2005 3rd (91) and 6th (203)

2005

- 10/18 QB Cleo Lemon to Mia. for 2006 6th (188, Kurt Smith) and QB A.J. Feeley
- 10/18 G Toniu Fonoti to Minnesota for 2006 7th (227, Jimmy Martin)

2006

- 4/13 CB Sammy Davis to San Francisco for WR Rashaun Woods
- 4/30 2006 4th (113) to St. Louis for TE Brandon Manumaleuna
- 9/19 2007 6th (204) to Tennessee for QB Billy Volek

2007

- 4/28 2007 2nd (62), 3rd (93), 5th (167) and 2008 3rd to Chicago for 2007 2nd (37, Eric Weddle)
- 10/16 WR Chris Chambers from Miami for 2008 2nd (57)

2008

- 4/27 2008 5th (160) and 2009 2nd (47) to New England for 2008 3rd (69, Jacob Hester)

2009

- 8/31 2010 6th (197) to Houston for DT Travis Johnson

2010

- 3/5 CB Antonio Cromartie to N.Y. Jets for 2011 2nd (61, Jonas Mouton)
- 3/18 QB Charlie Whitehurst and 2010 2nd (60) to Seattle for 2010 2nd (40) and 2011 3rd (89, Sharece Wright)
- 4/22 2010 1st (28), 2nd (40) (from Seattle), 4th (126) and LB Tim Dobbins to Miami for 2010 1st (12, Ryan Mathews), 4th (110, Darrell Stuckey) and 6th (173)
- 4/23 2010 3rd (91), 6th (173) (from Miami) and 2011 4th (115) to San Francisco for 2010 3rd (79, Donald Butler)
- 4/24 2010 5th (159) and 2011 5th (149) to Philadelphia for 2010 5th (146, Cam Thomas)
- 9/3 WR Patrick Crayton from Dallas for 2011 7th (220)

2012

- 4/27 2012 3rd (78) and 6th (183) to Mia. for 2012 3rd (73, Brandon Taylor)

2013

- 4/25 2013 2nd (45) and 4th (110) to Ari. for 2013 2nd (38, Manti Te'o)
- 9/1 2015 Conditional 7th (TBD) to Dallas for DT Sean Lissemore

2014

- 5/9 2014 2nd (57) and 4th (125) to Miami for 2014 2nd (50, Jeremiah Attaochu)

2015

- 4/30 2015 1st (17) and 4th (117), and 2016 5th (142) to San Francisco for 2015 1st (15, Melvin Gordon)
- 9/5 G-T Jeremiah Sirles to Minnesota for 2016 6th (198, Derek Watt)

2016

No trades were made

HISTORY OF CHARGERS UNIFORM

1960

Helmet was white with gray facemask. It had dark blue bolt and black numbers outlined in gold. Home jersey was Collegiate blue with white numbers on front, back and sleeves outlined in gold. White strip on each shoulder had dark blue bolt outlined in gold. Road jersey was white with Collegiate blue numbers on front, back and sleeves outlined in gold and white lightning bolts on sleeves outlined in gold. Was also Collegiate blue strip on each shoulder with white bolt outlined in gold. Pants were white with dark blue lightning bolt outlined in gold running down each leg. Owner Barron Hilton chose lightning bolts because he associated "Charge" of lightning with lightning bolt. He also liked bolts that were on helmets of Air Force Academy football team, but wanted something slightly different, so had "Chargers Bolt" designed to be different and placed on uniforms.

1961-65

Bolt on helmet, shoulders and pants is changed to gold. On home jersey, helmet and pants, bolt is outlined in blue. On road jersey, it is outlined in white.

1966

Bolt on helmet is changed to dark blue. Pants are changed to gold with solid white stripe running down each leg, outlined in blue. Stripe replaces lightning bolt.

1967

Gold bolt is placed back on helmet with blue outline. Home jersey is darker shade of blue and has white numbers on front, back and sleeves, and white strip on each shoulder with gold lightning bolt. Road jersey had darker blue numbers also on front, back and sleeves and blue strip on each shoulder with gold lightning bolt. Lightning bolt is placed back on pants, dark blue and outlined in white.

1968-71

Home jersey is changed to Powder blue with white numbers on front, back and sleeves with white strip on each shoulder and gold lightning bolt outlined in blue. Road jersey is still white with Powder blue numbers on front, back and sleeves, and Powder blue strip on each shoulder with gold lightning bolt outlined in white.

1972

Lightning bolt on pants is again replaced by solid white stripe running down each leg, outlined in Powder blue.

1973-78

Numbers on home uniform are changed to gold outlined in white. Numbers on road uniform remain Powder blue outlined in gold.

1979-83

Helmet is changed to Navy blue with gold facemask and gold lightning bolt outlined in Navy blue and white. Primary jersey is white with Royal blue numbers outlined in white and gold. Secondary jersey is Royal blue and features gold numbers on front, back and sleeves outlined in blue and white. Lightning bolt is brought back to pants. It is white with Royal blue outline.

1984

White lightning bolt on pants is placed inside blue strip. Patch is worn on front of jersey celebrating Silver Anniversary of Chargers being original AFL franchise.

1985

Home jersey is changed to Navy blue with gold numbers on front, back and sleeves outlined in Navy blue and white. There was white strip on each shoulder that had gold lightning bolt outlined in Navy blue. Road jersey is

white with Navy blue numbers on front, back and sleeves outlined in white and gold, and Navy blue strip on each shoulder with gold lightning bolt outlined in Navy blue and white. Strip on pants is changed to Navy blue. Lightning bolt on pants is gold with Navy blue and white outline.

1986-87

Number on front, back and sleeves of home jersey is changed to white with Navy blue and gold outline.

1988-89

Lightning bolt on helmet is changed from gold to white and features Navy blue and gold outline. Facemask on helmet is changed from gold to Navy blue. White strip on Navy blue home jersey is removed, leaving white lightning bolt outlined in Navy blue and gold. Lightning bolt on shoulders of road jersey is changed to white with Navy blue and gold outline and remains on Navy blue strip. Lightning bolt on pants is removed and replaced with Navy blue strip outlined in white and gold.

1990-91

Road pants are changed to Navy blue with white stripe down each pant leg outlined in Navy blue and gold.

1992-06

White lightning bolt returns to pants. On home white pants, it is outlined in Navy blue and gold and is in blue strip down each pant leg. On road Navy blue pants, there is just white lightning bolt outlined in Navy blue and gold down each pant leg. There is no strip on road pants.

2007-11

Uniforms feature Navy blue jerseys and white pants for most home games, white jerseys and Navy pants for road games, and Powder blue jerseys with white pants for designated home games. On all jerseys, bolt has been moved down sleeve, below shoulder. Bolt is Gold and outlined in both powder blue and Navy. On Navy and Powder blue jerseys, bolt is in white strip, and on white jerseys, bolt is in Navy blue strip. Numbers are now on shoulder above bolt. Front of all jerseys have Chargers scripted across front above numbers and below NFL shield. Team name, numbers and player's names all feature new font. Home white pants feature strip down side of each pant leg with curved bolt in Navy strip to be worn with Navy jerseys and Powder blue strip to be worn with Powder blue jerseys. Navy pants feature same bolt inside of white strip down each pant leg. Helmet is changed to metallic-white and features Gold bolt outlined in Powder blue and Navy.

2012

In 2012, Nike became the official uniform provider for the NFL. The Chargers' color scheme did not change. The only changes to the uniform were a thin white flap that previously followed the V-neck line now stops just below the shoulder numbers, and Nike's emblematic swoosh appears on the left hip of the pants as well as on the right shoulder pad. Nike's uniform technology is hailed as less restrictive with greater ventilation.

2013-17

The Chargers made some slight modifications to the team's jerseys for 2013. The home jersey (Navy blue) now has a blue collar that is the same color as the jersey. The nameplate has changed to two colors. The white road jerseys now feature a Navy blue nameplate outlined with gold. The Navy blue home jerseys feature a gold strip on the nameplate outlined in powder blue and the "Power Blue" alternate jerseys are white outlined in Navy blue. Socks feature a gold stripe. The helmets and pants remain the same.



Ernie Ladd – 1965



Dan Fouts – 1979



Junior Seau – 1998



Philip Rivers – 2010



Keith Lincoln – 1966



Wes Chandler – 1986




LaDainian Tomlinson – 2005



Melvin Gordon – 2016

HEAD COACHES



Sid Gillman
1960-69, '71
Reg. 86-53-6 (.614)
Post. 1-4-0 (.200)



Charlie Waller
1969-1970
Reg. 9-7-3 (.553)



Harland Svare
1971-73
Reg. 7-17-2 (.308)



Ron Waller
1973
Reg. 1-5-0 (.167)



Tommy Prothro
1974-78
Reg. 21-39-0 (.350)



Don Coryell
1978-1986
Reg. 69-56-0 (.552)
Post. 3-4-0 (.429)



Al Saunders
1988-88
Reg. 17-22-0 (.436)



Dan Henning
1989-1991
Reg. 16-32-0 (.333)



Bobby Ross
1992-96
Reg. 47-33-0 (.588)
Post. 3-3-0 (.500)



Kevin Gilbride
1997-98
Reg. 6-16-0 (.273)



June Jones
1998
Reg. 3-7-0 (.300)



Mike Riley
1999-2001
Reg. 14-34-0 (.292)



Marty Schottenheimer
2002-06
Reg. 47-33 (.588)
Post. 0-2-0 (.000)



Norv Turner
2007-12
Reg. 56-40 (.583)
Post. 3-3 (.500)



Mike McCoy
2013-16
Reg. 27-37 (.422)
Post. 1-1 (.500)



Anthony Lynn
2017
Reg. 0-0 (.000)

ASSISTANT COACHES

Adolph, Dave	1985, 95-96	Lundy, Lamar	1971	Vechiarella, Jim	1997-01
Alexander, DelVaughn	1999-00	Lyle, Rick	2013-current	Wagstaff, Jim	1981-85
Arnsparger, Bill	1992-94, 02	Lynn, Ron	1986-91	Walsh, Bill	1976
Aukerman, Craig	2013-current	Macdermott, Bill	1997-98	Wampfler, Jerry	1988
Babich, Bob	2016-current	Madden, Joe	1989	Weaver, Larrye	1977-82
Baker, Brian	1996	Madro, Joe	1960-71	Weber, Chuck	1968-69, 1982-85
Banker, Mark	1999-01	Manusky, Greg	2002-06, 11	Whisenhunt, Ken	2013, 2016-current
Barone, Clancy	2007-08	Mauck, Carl	1992-95, 2005	White, Ed	1986-87, 1989-91
Barry, Joe	2012-14	McClave, Andrew	2000-01	Wilks, Steven	2009-11
Bass, Tom	1964-67, 82-85	McDaniel, LeCharls	1990-91	Williams, Greg	2009-15
Bauer, Hank	1983-86	McKittrick, Bobb	1974-78	Williams, Marquice	2016-current
Beightol, Larry	1989	McNulty, John	2016-current	Wilson, Ollie	1997-01, 2008-current
Bengtson, Phil	1971	Meeks, Ron	2012	Wood, Willie	1972-74
Bisaccia, Rich	2011-12	Metzelaars, Pete	2014-15	Wuehrmann, John	2003-06
Braden, Marv	1981-85	Meyer, Pat	2017-current	Yowarsky, Walt	1972-73
Bradley, Bill	2007-08	Michael, Jason	2011-13	Zampese, Ernie	1976, 1979-86
Bradley, Gus	2017-current	Milus, Ron	2013-current		
Brewster, Tim	2002-04	Misciagna, John	1992-96		
Brown, Greg	1995-96	Mora, (Jr.) Jim	1986-91		
Bugel, Joe	1998-01	Mudd, Howard	1974-76		
Cameron, Cam	2002-06	Murphy, Dennis	1994-96		
Carmichael, Pete	2002-05	Nicolau, Nick	1997-98		
Cavanaugh, Mike	1997-98	Nolan, Mike	2015		
Chryst, Geep	1999-00	Noll, Chuck	1960-65		
Chryst, Paul	1999-01	Novak, Frank	1997-98		
Chudzinski, Rob	2005-06, 09-10	Nunnely, Wayne	1997-08		
Clausen, Chuck	1991	O'Leary, George	1992-93		
Cochran, Red	1970	Pagano, John	2002-current		
Coley, Max	1977	Painter, Dwain	1994-96		
Cottrell, Ted	2007-08	Pardee, Jack	1981		
Coury, Dick	1975	Pascale, Joe	1997-02		
Croom, Sylvester	1992-96	Pasquale, Larry	1990-91		
Crosby, Steve	2002-10	Perkins, Ray	1978		
Crow, John	1974-75	Perry, Rod	1997-01		
Cunningham, Gunther	1985-90	Phillips, Bum	1967-71		
D'Alessandris, Joe	2013-15	Phillips, Jim	1968-71		
Davidson, Jeff	2016-current	Phillips, Wade	2004-06		
Davis, Al	1960-62	Polk, Carlos	2010-12		
Dees, Andrew	2013-15	Priefer, Chuck	1992-96		
DeGuglielmo, Dave	2016-current	Ramsdell, John	2006-12		
DeLeone, George	1997	Read, Bruce	1999-01		
Dickenson, Craig	2000-01	Redding, Dave	2002-06		
Dishman, Cris	2009-12	Redman, Rick	1972-73		
Dixon, Tyrone	1997	Rees, Tommy	2016-current		
Dunn, John	1990-96	Reich, Frank	2013-15		
Durden, Earnel	1974-86	Reilly, Jack	1990-92		
Dickson, George	1972-75	Rhorne, Jerry	1988		
Fairchild, Steve	2012	Ridgley, Mark	2014-current		
Falks, Frank	1994-96	Rivera, Ron	2007-10		
Faulkner, Jack	1961-62	Roberts, Alfredo	2017-current		
Feldman, Rudy	1974-77	Ross, Kevin	2007-08		
Fox, John	1992-93	Sanford, Mike	1999-01		
Friedgen, Ralph	1992-96	Saunders, Al	1983-86		
Gera, Steve	2010-12	Schiotz, Matt	2002-06		
Gibbs, Alex	1990-91	Schnelker, Bob	1972-73		
Gibbs, Joe	1979-80	Schottenheimer, Brian	2002-05		
Graves, Fred	2013-15	Sevier, Wayne	1979-80, 1987-88, 1998		
Gregg, Forrest	1972-73	Shaw, Willie	1994		
Grimm, Chad	2013-14	Shelmon, Clarence	2002-11		
Hackett, Walt	1962-66	Sheppard, Mike	1997-98		
Haluchak, Mike	1986-91	Shively, Doug	1984		
Hanifan, Jim	1979	Shula, Chris	2015-current		
Harris, Chris	2016-current	Simon, Matt	2007		
Hastings, John	1997-01	Simpson, Jackie	1967-71, 1974-80		
Henry, John "Jack"	1996, 2006-08	Sirianni, Nick	2013-current		
Herring, Hal	1970	Slater, Birt	1981-83		
Hodgson, Pat	1978	Smith, Giff	2016-current		
Holmes, Jerry	2002-03	Smith, Jerry	1977-83		
Houck, Hudson	2002-04	Smith, Richard	2017-current		
Hunter, Hal	2006-12	Spencer, Kevin	2013-15		
Hurd, Jeff	2007-12	Steichen, Shane	2014-current		
Jackson, Bobby	1987-91	Stephens, Vernon	2007-12		
Johnson, Don	2009-15	Stewart, Brian	2004-06		
Johnson, Mike	2000-01	Stewart, George	2017-current		
Johnston, Harry	1966-67	Storer, Byron	2012-13		
Johnston, Kent	2013-current	Sullivan, Jerry	1992-96		
Joiner, Charlie	1987-91, 2008-12	Sullivan, Mike	2009-12		
Jones, June	1998	Taylor, Bones	1963		
King, Bobby	2014-current	Theder, Roger	1987		
Lempa, Kevin	1997-99	Thomas, Johnny	1998-99		
Levy, Dave	1980-88	Tollner, Ted	1989-91		
Lindsey, Dale	1992-96, 2002-03	Turner, Norv	2001		
Lofton, James	2002-07	Tyne, Phil	1978-88		

ALL-TIME ALPHABETICAL ROSTER

A

Abbott, Vince, K, Cal State Fullerton . . . 1987-88
Ackerman, Rich, DE, Memphis . . . 1982-84
Adams, Curtis, RB, Central Michigan . . . 1985-88
Addae, Jahleel, S, Central Michigan . . . 2013-16
Agajanian, Ben, K, New Mexico . . . 1960-61, 1964
Aiu, Charles, G, Hawaii . . . 1976-78
Ajiroutu, Seyi, WR, Fresno State . . . 2010, 12-14
Akin, Harold, T, Oklahoma State . . . 1967-68
Albright, Ethan, LS, North Carolina . . . 2010
Aldridge, Lionel, DE, Utah State . . . 1972-73
Ale, Arnold, LB, UCLA . . . 1996
Alexander, Danario, WR, Missouri . . . 2012
Alexander, Stephen, TE, Oklahoma . . . 2002-03
Allen, Anthony, WR, Washington . . . 1989
Allen, Chuck, LB, Washington . . . 1961-69
Allen, Jeff, CB, California-Davis . . . 1982
Allen, Keenan, WR, California . . . 2013-16
Allert, Ty, ILB, Texas . . . 1986-87
Allison, Jim, RB, San Diego State . . . 1965-68
Alworth, Lance, FL, Arkansas . . . 1962-70
Anderson, Anthony, S, Grambling . . . 1987
Anderson, Gary, RB, Arkansas . . . 1985-88
Anderson, Ralph, TE, Cal State-LA . . . 1960
Anderson, Rickey, RB, So. Carolina St. . . 1978
Andrews, Billy, LB, SE Louisiana . . . 1974
Andrews, John, TE, Indiana . . . 1972
Anno, Sam, LS, Southern California . . . 1992-93
Anthony, Charles, LB, Southern California . . . 1974
Appleton, Scott, DT, Texas . . . 1967-68
Applewhite, Antwan, LB, San Diego St. . . 2008-10
Archer, David, QB, Iowa State . . . 1989
Atkins, Dave, RB, Texas-El Paso . . . 1975
Attaochu, Jerry, OLB, Georgia Tech . . . 2014-16
Audick, Dan, G, Hawaii . . . 1978-80

B

Babich, Bob, LB, Miami, Ohio . . . 1970-72
Baccaglio, Martin, DE, San Jose St. . . 1968
Bacon, Cory, DE, Jackson State . . . 1973-75
Bahr, Chris, K, Penn State . . . 1989
Baker, John, LB, Mississippi State . . . 1967
Baker, Mel, WR, Texas Southern . . . 1975
Baker, Tony, RB, Iowa State . . . 1975
Baldwin, Keith, DE, Texas A&M . . . 1987-88
Ball, Dave, DE, UCLA . . . 2004-05
Ball, Jason, C, New Hampshire . . . 2002-04
Banks, Chip, OLB, Southern California . . . 1987
Banks, Gary, WR, Troy . . . 2010
Bansavage, Al, G, Southern California . . . 1960
Barksdale, Joe, T, Louisiana State . . . 2015-16
Barnes, Antwan, OLB, Florida Intl. . . 2010-12
Barnes, Ernie, G, No. Carolina Central . . . 1960-62
Barnes, Johnnie, WR, Hampton, Va. . . 1992-94
Barnes, Lawrence, RB, Tennessee St. . . 1977-78
Barnes, Pete, LB, Southern, La. . . 1970-72
Barrie, Sebastian, DT, Liberty . . . 1995
Barr, A, G, Southern California . . . 1960
Batteaux, Patrick, WR, Texas Christian . . . 2001
Battle, Jackie, RB, Houston . . . 2012
Battle, Tra, S, Georgia . . . 2008
Bauer, Hank, RB, Cal-Lutheran . . . 1977-82
Baxter, C, Arizona . . . 2011-12
Bayless, Martin, S, Bowling Green . . . 1987-91
Beauchamp, Joe, CB, Iowa State . . . 1966-75
Beaudoin, Doug, S, Minnesota . . . 1981
Beckett, Rogers, S, Marshall . . . 2000-02
Beckwith, Darryl, LB, Louisiana State . . . 2010
Beckton, Nick, T, Virginia Tech . . . 2013
Beirne, Jim, WR, Purdue . . . 1973-74
Bell, Eddie, WR, Idaho State . . . 1976
Bell, Ricky, RB, Southern California . . . 1982
Belotti, George, G, Southern California . . . 1961
Bendross, Jesse, WR, Alabama . . . 1984-85
Benirschke, Rolf, K, California-Davis . . . 1977-86
Benjamin, Travis, WR-KR, Miami, Fla. . . 2016
Bennett, Darren, P, No College . . . 1995-03
Bennett, Fred, CB, South Carolina . . . 2010
Bennett, Michael, RB, Wisconsin . . . 2008-09
Bennett, Monte, DE, Kansas . . . 1987
Bennett, Roy, CB, Jackson State . . . 1988-89
Benson, Mitchell, DT, Texas Christian . . . 1991
Benson, Thomas, ILB, Oklahoma . . . 1986-87

Bernstine, Rod, TE-RB, Texas A&M . . . 1987-92
Berry, Ed, CB, Utah State . . . 1987
Berry, Reggie, S, Long Beach State . . . 1972-74
Berti, Tony, T, Colorado . . . 1995-97
Bethune, Bob, S, Mississippi State . . . 1962
Bieniemy, Eric, RB, Colorado . . . 1991-94
Bigby, Atari, S, Central Florida . . . 2012
Billingsley, Ron, DT, Wyoming . . . 1967-70
Bingham, Craig, OLB, Syracuse . . . 1985
Bingham, Ryan, DT, Nebraska . . . 2005-08
Binn, David, LS, California . . . 1994-10
Bird, Brent, LB, Texas Tech . . . 2011-13
Bird, Steve, WR, Eastern Kentucky . . . 1984
Blair, George, K, Mississippi . . . 1961-64
Blaylock, Tony, CB, Winston-Salem St. . . 1991
Boatright, Ron, DT, Oklahoma State . . . 1974
Bobo, Hubert, LB, Ohio State . . . 1960
Bogle, Phil, G, New Haven . . . 2003
Bonner, Glen, RB, Washington . . . 1974-75
Boone, Alfonso, DE, Mt. San Antonio . . . 2009-10
Bordelon, Ben, G, Louisiana State . . . 1997
Bosa, Joey, DE, Ohio State . . . 2016
Boston, David, WR, Ohio State . . . 2003
Botchan, Ron, LB, Occidental . . . 1960
Bozie, Kevin, RB, Mississippi . . . 1996
Bradford, Paul, CB, Portland State . . . 1997
Bradley, Carlos, LB, Wake Forest . . . 1981-85
Bradley, Chuck, TE, Oregon . . . 1975-76
Bradley, Freddie, RB, Sonoma State . . . 1996
Brady, Jeff, LB, Kentucky . . . 1964
Brandon, David, OLB, Memphis . . . 1987-89, 1993
Brandt, David, C, Michigan . . . 2004
Braxton, Hezekiah, RB, Virginia Union . . . 1962
Brazley, Carl, DB, Western Kentucky . . . 1987
Breaux, Don, QB, McNeese State . . . 1964-65
Breedlove, Kevin, G, Georgia . . . 2003
Brees, Drew, QB, Purdue . . . 2001-05
Brennan, Brian, WR, Boston College . . . 1992
Brew, Dorian, CB, Kansas . . . 1997
Briggs, Bob, DE, Heidelberg, Ohio . . . 1968-70
Briz, Derrick, G, Oregon . . . 1988
Brinkley, Curtis, RB, Syracuse . . . 2010-12
Brisson, Dana, RB, Nebraska . . . 1989
Briscoe, Marlin, WR, Nebraska-Omaha . . . 1975
Brittenun, John, QB, Arkansas . . . 1968
Brock, Lou, CB, Southern California . . . 1987
Brock, Stan, T, Colorado . . . 1993-95
Brohm, Jeff, QB, Louisville . . . 1994
Brooks, Billy, WR, Oklahoma . . . 1981
Brooks, James, RB, Auburn . . . 1981-83
Brooks, Michael, FS, North Carolina St. . . 1989
Brown, Bob, DT, Arkansas-Pine Bluff . . . 1974
Brown, Booker, T, Southern California . . . 1975-77
Brown, Don, T, Santa Clara . . . 1983
Brown, Donald, RB, Connecticut . . . 2014-15
Brown, Donald, CB, Maryland . . . 1986
Brown, Everette, LB, Florida State . . . 2011
Brown, Fakhir, CB, Grambling . . . 1999-00
Brown, Gary, RB, Penn State . . . 1997
Brown, Jatavis, ILB, Akron . . . 2016
Brown, Kris, K, Nebraska . . . 2010
Brown, Richard, LB, San Diego State . . . 1990
Brown, Ronnie, RB, Auburn . . . 2012-14
Brown, Vincent, WR, San Diego St. . . 2011, 13, 15
Brown, Wilbert, G, Houston . . . 1999
Browner, Keith, OLB, Southern California . . . 1988
Bruckman, Charlie, LB, Pittsburgh . . . 1960
Bruggers, Bob, LB, Minnesota . . . 1968-71
Buchanan, Willie, CB, San Diego St. . . 1979-82
Burford, Maury, P, Texas Tech . . . 1982-84
Buncom, Frank, LB, Southern California . . . 1962-67
Burgess, James, LB, Miami, Fla. . . 1997-98
Burke, John, TE, Virginia Tech . . . 1998
Burnett, Kevin, OLB, Tennessee . . . 2009-10
Burns, Leon, RB, Long Beach State . . . 1971
Burse, Isaiah, WR-KR, Fresno State . . . 2016
Burton, Larry, WR, Purdue . . . 1978-79
Burwell, Tyreek, T, Cincinnati . . . 2015-16
Bush, Lew, LB, Washington State . . . 1993-99
Busick, Steve, LB, Southern California . . . 1987
Butler, Crezdon, CB, Clemson . . . 2013
Butler, Donald, ILB, Washington . . . 2011-15
Butler, Jeremy, WR, Tennessee-Martin . . . 2016

Butler, Robb, S, Robert Morris . . . 2004
Butts, Marion, RB, Florida State . . . 1989-93
Byers, Scott, S, Long Beach State . . . 1984
Bynum, Kenny, RB, So. Carolina St. . . 1997-00
Byrd, Gill, CB-S, San Jose State . . . 1983-92
Byrne, Jake, TE, Wisconsin . . . 2013

C

Caffey, Lee Roy, LB, Texas A&M . . . 1972
Caldwell, Reche, WR, Florida . . . 2002-05
Camarillo, Greg, WR, Stanford . . . 2006
Campbell, Jim, LB, West Texas State . . . 1969
Campbell, Joe, OLB, New Mexico St. . . 1988-89
Cappelletti, John, FB, Penn State . . . 1980-83
Caravello, Joe, HB, Tulane . . . 1989-90
Carney, John, K, Notre Dame . . . 1990-00
Carolan, Reg, TE, Idaho . . . 1962-63
Carpenter, Ron, LB, Texas A&M . . . 1964-65
Carr, Chris, CB-KR, Boise State . . . 2012
Carr, Levert, T, North Central Illinois . . . 1969
Carr, Roger, WR, Louisiana Tech . . . 1983
Carthers, Ryan, NT, Arkansas State . . . 2014-16
Carrington, Darren, S, Northern Arizona . . . 1991-94
Carson, Kern, HB, San Diego State . . . 1965
Carson, Leonard, DT, Auburn . . . 2001-03
Carswell, Robert, S, Clemson . . . 2001-02
Carter, Mike, WR, Cal State-Sacramento . . . 1972
Carter, Tyrone, S, Minnesota . . . 2010
Carter, Virgil, QB, Brigham Young . . . 1975
Cason, Antonio, CB, Arizona . . . 2008-12
Castille, Simeon, CB, Alabama . . . 2009
Castillo, Luis, DE, Northwestern . . . 2005-11
Castle, Eric, FS, Oregon . . . 1993-96
Sean Cattouse, S, California . . . 2012
Cesaire, Jacques, DE, So. Conn. State . . . 2003-11
Chambers, Chris, WR, Wisconsin . . . 2007-09
Chancey, Robert, RB, No College . . . 1997, 2000
Chandler, Scott, TE, Iowa . . . 2007
Chandler, Wes, WR, Florida . . . 1981-87
Charles, Mike, NT, Syracuse . . . 1987-89
Chatman, Jesse, RB, E. Washington . . . 2002-04
Chickillo, Tony, NT, Miami, Fla. . . 1984-85
Chorovich, Dick, DT, Miami, Ohio . . . 1960
Christie, Steve, K, William & Mary . . . 2001-03
Claborn, Sam, WR, San Diego St. . . 1992
Clapham, Sam, T, Oklahoma . . . 1981-87
Clark, Corey, T, Texas A&M . . . 2009
Clark, Greg, LB, Arizona State . . . 1991
Clark, Howard, TE, Tenn.-Chattanooga . . . 1960-61
Clark, Wayne, QB, US International . . . 1970-73
Clark, Willie, CB, Notre Dame . . . 1994-96, 1998
Clay, Jeromey, T, Kansas State . . . 2007-13
Clatterback, Bobby, QB, Houston . . . 1960
Clay, John, T, Missouri . . . 1988
Clayton, Carey, C, Texas-El Paso . . . 2001
Clemens, Kellen, QB, Oregon . . . 2014-16
Cleveland, Asante, TE, Miami, Fla. . . 2016
Cline, Doug, LB, Clemson . . . 1966
Coan, Bert, RB, Kansas . . . 1962
Cocozzo, Joe, G, Michigan . . . 1993-97
Cody, Tay, CB, Florida State . . . 2001-03
Colbert, Danny, CB, Tulsa . . . 1974-76
Colbert, Lewis, P, Auburn . . . 1989
Cole, Fred, G, Maryland . . . 1960
Coleman, Andre, DE, Albany . . . 2009
Coleman, Andre, WR-KR, Kansas St. . . 1994-96
Coleman, Ben, T, Wake Forest . . . 2000
Coleman, Leonard, S, Vanderbilt . . . 1988
Coleman, Marco, DE, Georgia Tech . . . 1996-98
Collins, Jim, ILB, Syracuse . . . 1989
Conner, Kavell, ILB, Clemson . . . 2014-15
Conway, Curtis, WR, So. California . . . 2000-02
Cooper, Stephen, LB, Maine . . . 2003-11
Cordill, Ollie, WR, Memphis . . . 1967
Corley, Anthony, RB, Nevada . . . 1985
Cormish, Frank, UCLA . . . 1990-91
Costa, Dave, DT, Utah . . . 1972-73
Cotton, Craig, TE, Youngstown State . . . 1975
Cox, Arthur, TE, Texas Southern . . . 1988-91
Cox, Derek, CB, William & Mary . . . 2013
Craver, Aaron, RB, Fresno State . . . 1997
Crayton, Patrick, WR, NW Oklahoma St. . . 2010-11
Crews, Terry, LB, Western Michigan . . . 1993

Continued next page

All-Time Alphabetical Roster, cont.

Crittenden, Ray, WR, Virginia Tech. 1997
 Cromartie, Antonio, CB, Florida St. 2006-09
 Croudpf, David, CB, San Diego State 1985
 Culver, Rodney, RB, Notre Dame. 1994-95
 Cummings, Joe, LB, Wyoming 1996
 Curran, Pat, TE, Lakeland, Wis. 1975-78
 Curry, Markus, CB, Michigan 2006

D

Dale, Jeff, S, Louisiana State 1985-86, 1988
 Dallafior, Ken, G, Minnesota 1985-88
 Daniels, Matt, S, Duke 2015
 Darden, Tony, CB, Texas Tech 2000
 Davis, Brian, CB, Nebraska 1993
 Davis, Bruce, WR, Baylor 1987
 Davis, Buster, WR, Louisiana State 2007-10
 Davis, Chris, CB, Auburn 2014
 Davis, Jeremy, WR, Connecticut 2016
 Davis, Greg, K, Citadel 1997
 Davis, Harrison, WR, Virginia 1974
 Davis, Isaac, G, Arkansas 1994-97
 Davis, Mike, SS, Colorado 1987
 Davis, Reggie, TE, Washington 1999-00
 Davis, Reuben, DT, North Carolina 1994-97
 Davis, Sammy, CB, Texas A&M 2003-05
 Davis, Wayne, CB, Indiana State 1985-86
 Davis, Wendell, TE, Temple 1998
 Day, Tom, DE, North Carolina A&T 1967
 Dean, Fred, DE, Louisiana Tech 1975-81
 Degan, Dick, LB, Long Beach State 1965-66
 DeJurnett, Charles, DT, San Jose St. 1976-80
 DeLine, Steve, K, Colorado State 1988
 DeLong, Steve, DE, Tennessee 1965-71
 DeLuca, Sam, G, So. Carolina. 1960-61, 1963
 Demaree, Chris, DE, Kentucky 2002
 Dennis, Al, G, Grambling 1973
 Dennis, Mike, CB, Wyoming 1984
 Denton, Tim, CB, Sam Houston State 2000
 Desir, Pierre, CB, Lindenwood, Mo. 2016
 Detwiler, Chuck, S, Utah State 1970-72
 Diaz-Infante, David, G, San Jose State 1987
 Dicus, Chuck, WR, Arkansas 1971-72
 Dielman, Kris, G, Indiana 2003-11
 Diggs, Na'il, LB, Ohio State 2011
 DiGiacomio, Curt, G, Arizona 1986
 Dimry, Charles, CB, Nevada-Las Vegas. 1998-99
 Dingle, Adrian, DE, Clemson 2000-04
 Dixon, Al, TE, Iowa State 1984
 Dixon, Gerald, LB, South Carolina 1998-01
 Dobbins, Tim, LB, Iowa State 2006-09
 Dodge, Dedrick, S, Florida State 1998
 Doergers, Jerry, T, Wisconsin 1985
 Dombrowski, Brandy, G-T, San Diego St. 2009-11
 Domres, Marty, QB, Columbia 1969-71
 Donnell, Ben, DE, Vanderbilt 1960
 Dorsey, Larry, WR, Tennessee St. 1976-77
 Douglas, Jay, T, Memphis 1973-74
 Douglass, Bobby, QB, Kansas 1975
 Douglass, Mike, OLB, San Diego State 1986
 Dove, Jerome, CB, Colorado State 1977-80
 Downing, Eric, DT, Syracuse 2004
 Dragon, Oscar, RB, Arizona State 1972
 Draughn, Shaun, RB, North Carolina 2014
 Duckworth, Bob, WR, Arkansas 1982-84
 Ducre, Greg, CB, Washington 2015
 Dufek, Joe, QB, Yale 1985
 Dumas, Michael, S, Indiana 1997-00
 Duncan, Frank, S, San Francisco State. 1979-81
 Duncan, Leslie, CB, Jackson State 1964-70
 Dunlap, King, T, Auburn 2013-16
 Dunlap, Leonard, CB, North Texas 1972-74
 Duren, Clarence, S, California 1977
 Dwight, Tim, WR, Iowa 2001-04
 Dyal, Mike, TE, Texas A&I 1993
 Dykes, Ken, WR, Arizona State 1968
 Dykes, Donald, CB, SE Louisiana 1982
 Dzubnar, Nick, ILB, Cal Poly-SLO 2015-16

E

Early, Quinn, WR, Iowa 1988-90
 East, Ron, DT, Montana State 1971-73
 Eber, Rick, WR, Tulsa 1969
 Edwards, Cid, RB, Tennessee State 1972-74
 Edwards, Donnie, LB, UCLA 2002-06
 Edwards, Glen, FS, Florida A&M 1978-81
 Edwards, Vernon, DE, So. Methodist. 1996
 Egloff, Ron, TE, Wisconsin 1984

Ehin, Chuck, DE-NT, Brigham Young 1983-87
 Elder, Donnie, CB, Memphis 1990-91
 Elko, Bill, NT, Louisiana State 1983-84
 Ellis, Allan, CB, UCLA 1981
 Ellis, Ed, T, Buffalo 2001-03
 Ellison, Kevin, SS, Southern California. 2009
 Ellison, QMar, WR, Florida State 1995-96
 Emanuel, Kyle, OLB, North Dakota St. 2015-16
 Engel, Greg, C, Illinois 1994-97
 English, Larry, OLB, Northern Illinois 2009-13
 Enis, Hunter, QB, Texas Christian 1961
 Erickson, Bernard, LB, Abilene Christian. 1967-68
 Erlandson, Tom, LB, Washington State 1968
 Estes, Don, G, Louisiana State 1966
 Evans, Larry, LB, Mississippi College. 1983
 Everett, Jim, QB, Purdue 1997

F

Faison, Earle, DE, Indiana 1961-66
 Farley, Dick, S, Boston University 1968-69
 Farr, Miller, CB, Wichita State 1965-66
 Farris, John, G, San Diego State 1965-66
 Farrow, Kenneth, RB, Houston 2016
 Faucette, Chuck, ILB, Maryland 1987-88
 Faulkner, Chris, TE, Florida 1985
 Fazande, Jermaine, RB, Oklahoma 1999-00
 Feasel, Greg, T, Abilene Christian 1987
 Fellows, Mark, OLB, Montana State 1985-86
 Fenner, Lane, WR, Florida State 1968
 Ferguson, Eugene, T, Norfolk State 1969-70
 Ferguson, Howard, RB, No College 1960
 Ferguson, Keith, DE, Ohio State 1981-85
 Ferguson, Kevin, TE, Virginia 1987
 Ferrante, Orlando, G, So. California 1960-61
 Fetherstin, Jim, LB, California 1968-69
 Fields, Carlos, LB, Winston-Salem St. 2016
 Fields, Floyd, S, Arizona State 1991-93
 Figaro, Cedric, ILB, Notre Dame 1988-90
 Finner, Gary, DT, Southern California 1960
 Fisk, Jason, DT, Stanford 2002-04
 Fitzkee, Scott, WR, Penn State 1981-82
 FitzPatrick, James, T, So. California 1986-89
 Flanagan, Ed, C, Purdue 1975-76
 Fletcher, Chris, S, Temple 1970-75
 Fletcher, Jamar, CB, Wisconsin 2004-05
 Fletcher, Terrell, RB, Wisconsin 1995-02
 Flick, Tom, QB, Washington 1986
 Florence, Drayton, CB, Tuskegee 2003-07
 Flowers, Brandon, CB, Virginia Tech. 2014-16
 Flowers, Charlie, RB, Mississippi 1960-61
 Floyd, Eric, OL, Auburn 1990-91
 Floyd, John, WR, NE Louisiana 1979-80
 Floyd, Malcolm, WR, Wyoming 2004, 06-15
 Floyd, Victor, RB, Florida State 1989
 Flukey, D.J., T, Alabama 2013-16
 Flutie, Darren, WR, Boston College 1988
 Flutie, Doug, QB, Boston College 2001-04
 Foley, Steve, LB, NE Louisiana 2005
 Fonoti, Toniui, G, Nebraska 2002, 04-05
 Fontenot, Al, DE, Baylor 1999-01
 Ford, Fred, RB, Cal Poly-SLO 1960
 Forsberg, Fred, LB, Washington 1974
 Fortner, Roman, OL, San Diego State 1998-00
 Fortune, Hosea, WR, Rice 1983
 Foster, Gene, RB, Arizona State 1965-70
 Fouts, Dan, QB, Oregon 1973-87
 Fox, Tim, S, Ohio State 1982-84
 Fox, Vernon, SS, Fresno State 2002-03
 Frank, Donald, CB, Winston-Salem St. 1990-93
 Franklin, Aubrayo, DT, Tennessee 2012
 Franklin, Orlando, G, Miami, Fla. 2015-16
 Frazier, Wayne, C, Auburn 1962
 Frazier, Willie, TE, Arkansas-Pine Bluff. 1966-70
 Freney, Dwight, OLB, Syracuse 2013-14
 Freitas, Jesse, QB, San Diego State 1974-75
 Friesz, John, QB, Idaho 1990-91, 93
 Fritsch, Toni, K, No College 1976
 Fuller, James, S, Portland State 1992-93
 Fuller, Joe, CB, Northern Iowa 1990
 Fuller, Mike, S, Auburn 1975-80
 Fuller, William, DE, North Carolina 1997-98

G

Gachkar, Andrew, LB, Missouri 2011-14
 Gaffney, Jeff, K, Virginia 1987
 Gagliano, Bob, QB, Utah State 1991-92
 Gaiter, Tony, WR-KR, Miami, Fla. 1998
 Gaiter, Jared, T, Maryland 2011-12

Gamble, Darryl, LB, Georgia 2011
 Gambol, Chris, T, Iowa 1988
 Gannon, Chris, TE, SW Louisiana 1989
 Garay, Antonio, DT, Boston College 2009-12
 Gardner, Carlwell, FB, Louisville 1997
 Garmon, Kelvin, G, Baylor 2002-03
 Garner, Bob, CB, Fresno State 1960
 Garnett, Scott, NT, Washington 1985
 Garrett, Mike, RB, Southern California. 1970-73
 Garrison, Gary, SE, San Diego State 1966-76
 Gates, Antonio, TE, Kent State 2003-16
 Gatson, Greg, CB, Arkansas 2012
 Gay, Blenda, DE, Fayetteville State 1974
 Gayle, Shaun, SS, Ohio State 1995
 Gaytor, Trevor, WR, Miami, Ohio 2001
 Gbaja-Biamila, Akbar, LB, San Diego St. 2006
 Geathers, Kwame, DT, Georgia 2013
 Gerela, Roy, K, New Mexico 1979
 Gersbach, Carl, LB, West Chester 1973-74
 Gilson, Claude, CB, No. Carolina St. 1961-62
 Gilson, Dennis, LB, Iowa State 1994-95
 Gilbert, Gale, CB, California 1994-95
 Gilchrist, Marcus, CB, Clemson 2011-14
 Gillett, Fred, LB, Cal State-Los Angeles 1962
 Gillette, Walker, WR, Richmond 1970-71
 Gillingham, Dondre, WR, Millersville, Pa. 2002-03
 Gissinger, Andrew, T, Syracuse 1982-84
 Glenn, Vencie, FS, Indiana State 1986-90
 Glick, Gary, S, Colorado State 1963
 Gob, Art, LB, Pittsburgh 1960
 Godfrey, Randall, LB, Georgia 2004-06
 Goets, Leo, T, Hawaii 1990-92
 Goebel, Joe, C, UCLA 1987
 Goff, Mike, G, Iowa 2004-08
 Goff, Willard, DE, West Texas State 1987
 Goufourh, Derral, G, Oklahoma St. 1983-84
 Gogan, Kevin, G, Washington 2000
 Good, Tom, LB, Marshall 1966
 Goode, Don, LB, Kansas 1974-79
 Goodman, Richard, WR, Florida State 2010-12
 Goodspeed, Joey, FB, Notre Dame 2002
 Gordon, Clotis, CB, Jackson State 2006-08
 Gordon, Darrin, CB, Stanford 1993-96
 Gordon, Dick, WR, Michigan State 1974
 Gordon, Dwayne, LB, New Hampshire. 1995-96
 Gordon, Ira, T, Kansas State 1970-75
 Gordon, Melvin, RB, Wisconsin 2015-16
 Gouveia, Kurt, LB, Brigham Young 1996-98
 Graham, DeMingo, G, Hofstra 1999-01
 Graham, Jeff, WR, Ohio State 1999-01
 Graham, Kenny, S, Washington St. 1964-69
 Graham, Tom, LB, Oregon 1975-77
 Grannell, Dave, TE, Arizona State 1974
 Grant, Wes, DE, UCLA 1971
 Gray, David, Jr., LB, Fresno State 1991
 Green, Ladarius, TE, Louisiana-Lafayette. 2013-15
 Green, Mike, LB, Oklahoma State 1982-85
 Green, Tyrnone, G, Auburn 2009-12
 Greene, Ken, S, Washington State 1983-84
 Greene, Tom, QB, Holy Cross 1961
 Greer, Bob, S, Washington State 1981-84
 Gregory, Steve, CB, Syracuse 2006-11
 Gremyan, Keith, DE, Eastern Washington. 2008
 Griffin, Jim, DT, Grambling 1966-67
 Griggs, David, OLB, Virginia 1994
 Gross, George, DT, Auburn 1963-67
 Grossman, Bert, DE, Pittsburgh 1989-93
 Gruneisen, Sam, C, Villanova 1962-72
 Guendling, Mike, OLB, Northwestern 1985
 Guthrie, Keith, NT, Texas A&M 1984
 Guy, Lawrence, DE, Arizona State 2013-14
 Guyton, Gary, LB, Georgia Tech. 2012

H

Hadl, John, QB, Kansas 1962-72
 Hadnot, Rex, G, Houston 2012
 Hagood, Ricky, NT, South Carolina 1984
 Hairston, Chris, G-T, Clemson 2015-16
 Hall, Courtney, C, Rice 1989-96
 Hall, Delton, S, Clemson 1992
 Hallen, Bob, G, Kent State 2002-05
 Hamilton, Michael, LB, No. Carolina A&T. 1997-99
 Hand, Norman, DT, Mississippi 1997-99
 Hand, Omar, DE, Tennessee 2003
 Harbaugh, Jim, QB, Michigan 1999-00
 Hardaway, Milton, T, Oklahoma State 1978
 Harden, Cedric, DE, Florida A&M 1999

Hardison, Dee, DE, North Carolina 1986-87
 Hardwick, Nick, C, Purdue 2004-14
 Hardy, Kevin, DT, Notre Dame 1971-72
 Harner, Ronnie, RB, Iowa 1990-95
 Harper, Dwayne, CB, So. Carolina St. 1994-98
 Harrington, LaRue, RB, Norfolk State 1980
 Harris, Dick, CB, McNeese State 1960-65
 Harris, Derrick, FB, Miami, Fla. 2001
 Harris, James, QB, Grambling 1977-81
 Harris, Marques, LB, Southern Utah 2005-09
 Harris, Michael, T, UCLA 2012-13
 Harris, Tommie, DE, Oklahoma 2011
 Harris, Walter, S, Stanford 2007
 Harrison, Lloyd, CB, No. Carolina St. 1981
 Harrison, Rodney, S, Western Illinois 1994-02
 Hart, Clinton, S, So. Carolina CC. 2004-09
 Hartley, Frank, TE, Illinois 1997-98
 Harvey, Richard, LB, Tulane 2000
 Haskins, Jon, LB, Stanford 1998
 Haslam, Kevin, T, Rutgers 2012
 Hatcher, Armon, S, Oregon State 2000
 Hawkins, Andy, OLB, Texas A&M 1986-87
 Hawkins, Lavelle, WR, California 2013
 Hayden, Aaron, RB, Tennessee 1995-96
 Hayes, Luther, SE, Southern California 1961
 Hayes, Tom, CB, San Diego State 1976
 Hayward, Casey, CB, Vanderbilt 2016
 Heiden, Steve, TE, So. Dakota St. 1999-01
 Henderson, Reuben, CB, San Diego St. 1983-84
 Henderson, Wyatt, CB, Fresno State 1981
 Hendrickson, Steve, HB-LB, California 1990-94
 Hendrix, David, S, Georgia Tech 1995-97
 Hendy, John, CB, Long Beach State 1985
 Henning, Dan, QB, William & Mary 2016
 Henry, Hunter, TE, Arkansas 1966
 Herridon, Javontee, WR, Arkansas 2015
 Herrmann, Mark, QB, Purdue 1985-87
 Herron, David, LB, Michigan State 2010
 Hester, Jacob, RB-FB, Louisiana State 2008-11
 Hill, Eric, LB, Louisiana State 1999
 Hill, Jim, S, Texas A&M 1969-71
 Hillman, Ronnie, RB, San Diego State 2016
 Hinkle, George, DT, Arizona 1988-91
 Hoey, George, CB, Michigan 1974
 Holecek, John, LB, Illinois 2001
 Holiday, Ron, WR, Pittsburgh 1973
 Holland, Jamie, WR, Ohio State 1987-89
 Holmes, Robert, RB, Southern, La. 1973
 Holohan, Pete, TE, Notre Dame 1981-87
 Holt, Harry, TE, Arizona 1987
 Holt, James, LB, Kansas 2009-10
 Hoopes, Mitch, P, Arizona 1976
 Hoppes, Darrell, CB, Southern California 1987
 Horn, Bob, MLB, Oregon State 1976-81
 Horn, Don, QB, San Diego State 1974
 Horton, Bob, LB, Boston University 1964-65
 Howe, Kevin, CB, South Carolina 2002-03
 Houston, Bobby, LB, No. Carolina St. 1997
 Howard, Bob, CB, San Diego State 1967-74
 Howard, Joey, T, Tennessee 1989
 Hubbard, Brad, RB, Arizona 1967-70
 Hudson, Bill, DT, Clemson 1961-62
 Hudson, Mike, S, Oklahoma State 1987
 Hudson, Richard, T, Memphis 1962
 Huye, Gene, WR, Wyoming 1969
 Hughes, Dante, CB, California 2009-11
 Humiston, Mike, LB, Weber State 1987
 Humphrey, Deon, LB, Florida St. 2000-01
 Humphries, Stan, QB, NE Louisiana 1992-97
 Hunter, Daniel, CB, Henderson St. 1986-87
 Hutcherson, Ken, LB, Livingston, Ala. 1975

I-J

Ilesic, Hank, P, No College 1989
 Ingram, Melvin, LB, South Carolina 2012-16
 Inman, Doretelle, WR, Virginia 2014-16
 Jackson, Bernard, CB, Washington St. 1980
 Jackson, Bob, FB, New Mexico St. 1962-63
 Jackson, Earnest, RB, Texas A&M 1983-84
 Jackson, Greg, S, Louisiana State 1997-00
 Jackson, Jeff, LB, Auburn 1987-88
 Jackson, John, OL, Eastern Kentucky 1998-99
 Jackson, Vincent, WR, No. Colorado 2005-11
 Jacox, Kendyl, OL, Kansas State 1998-01
 Jacquet, Nate, WR-PR, San Diego St. 2000
 James, Lionel, RB-KR, Auburn 1984-88
 James, Toran, LB, No. Carolina A&T 1997

Jammer, Quentin, CB, Texas 2002-12
 Jefferson, John, WR, Arizona St. 1978-80
 Jefferson, Shawn, WR, Central Florida 1991-95
 Jeffrey, Neal, QB, Baylor 1976
 Jenkins, DeRon, CB, Tennessee 2000
 Jenkins, Keyvan, RB, Nevada-Las Vegas 1987
 Jenkins, Ronnie, RB-KR, No. Arizona 2000-02
 Jodat, Jim, RB, Carthage, Wis. 1982-83
 Johnson, AJ, CB, SW Texas State 1995
 Johnson, David, TE, Arkansas State 2014-15
 Johnson, Gary, DT, Grambling 1975-84
 Johnson, James, LB, San Diego State 1987
 Johnson, Jarret, LB, Alabama 2012-14
 Johnson, Leon, RB, North Carolina 2003
 Johnson, Pete, FB, Ohio State 1984
 Johnson, Raylee, DE, Arkansas 1993-99, 01-03
 Johnson, Travis, WR, Kentucky 2015
 Johnson, Steve, DT, Florida State 2009-10
 Johnson, Trumaine, WR, Grambling 1985-86
 Joiner, Charlie, WR, Grambling 1976-86
 Jonassen, Eric, T, Bloomsburg, Pa. 1993-94
 Jones, Anthony, TE, Wichita State 1988
 Jones, Charlie, WR, Fresno State 1996-99
 Jones, Clint, RB, Michigan State 1973
 Jones, Curtis, G, Missouri 1968
 Jones, Deacon DE, So. Carolina St. 1972-73
 Jones, Freddie, TE, North Carolina 1997-01
 Jones, Harris, G, Johnson C. Smith 1971
 Jones, Jacoby, WR-KR, Lane (Tenn.) 2015
 Jones, Leroy, DE, Norfolk State 1976-83
 Jones, Ray, CB, Southern, La. 1972
 Jones, Reggie, WR, Louisiana State 2000-01
 Jordan, Leander, T, Indiana, Pa. 2004-05
 Jue, Bhawoh, FS, Penn State 2005-06

K

Kaeding, Nate, K, Iowa 2004-12
 Karas, Emil, LB, Dayton 1960-64, 1966
 Kaser, Drew, P, Texas A&M 2016
 Kay, Bill, CB, Purdue 1984
 Keathley, Michael, G, Texas Christian 2001-03
 Keckin, Val, QB, Southern Mississippi 1962
 Keiser, Thomas, OLB, Stanford 2013
 Kelcher, Louie, DT, So. Methodist 1975-83
 Kelley, Mike, QB, Georgia Tech 1987
 Kemp, Jack, QB, Occidental 1960-62
 Kempinski, Charles, G, Mississippi 1960
 Keys, Tyrone, DE, Mississippi State 1988
 Kidd, John, P, Northwestern 1990-94
 Kiehl, Terrence, S, Texas A&M 2003-06
 Kinderman, Keith, RB, Florida State 1963-64
 Kindig, Howard, DE, Cal State-LA 1965-67
 King, David, CB, Auburn 1985
 King, Deon, OLB, Norfolk State 2016
 King, Linden, LB, Colorado State 1978-85
 Kirk, Randy, LB, San Diego State 1987-88, 91
 Kirner, Gary, T, Southern California 1964-69
 Klein, Bob, TE, Southern California 1977-80
 Klotz, Jack, DT, Penn Military 1962
 Kocourek, Dave, TE, Wisconsin 1960-65
 Kompara, John, DT, South Carolina 1960
 Kowalski, Erik, T, Boston College 1985-88
 Kramer, Gary, QB, No. Carolina St. 1999
 Krause, Ryan, TE, Nebraska-Omaha 2004-05

L

LaBoy, Travis, LB, Hawaii 2011
 Lacey, Jim, T, Ohio State 1985-87
 Ladd, Eddie, DT, Grambling 1961-65
 Laing, Aaron, TE, New Mexico State 1994
 Laird, Bruce, S, American Intl. (Mass.) 1982-83
 Lambo, Josh, K, Texas A&M 2015-16
 Landrum, Christopher, OLB, Jacksonville St., Fla. 2013
 Lane, Bob, LB, Baylor 1963-64
 Lang, Brandon, LB, Troy 2010
 Laraba, Bob, QB-LB, Texas Western 1960-61
 Laslavic, Jim, MLB, Penn State 1978, 80-81
 Lassiter, Kwamie, S, Kansas 2003
 Latsko, Billy, FB, Florida 2010
 Latzke, Paul, C, Pacific 1966-68
 Laufenberg, Babe, QB, Indiana 1985, 1988
 Lane, Cordarro, OLB, Southern Miss. 2014-15
 Layne, George, FB, Texas Christian 2004
 Lazetic, Pete, LB, Stanford 1978-80
 Leaf, Ryan, QB, Washington State 1992-94
 Leber, Ben, LB, Kansas State 2002-05
 Lee, John, DT, Nebraska 1976-80
 Lee, Lloyd, S, Dartmouth 1998

Lee, Mike, LB, Nevada-Las Vegas 1974
 Lee, Shawn, DT, North Alabama 1992-97
 Legursky, Doug, C, Marshall 2014
 Lekkerkerker, Cory, T, California-Davis 2006
 Lenkatis, Bill, G, Penn State 1968-70
 Leonard, Jim, G, Santa Clara 1985-86
 Leverette, Otis, DE, Ala.-Birmingham 2003
 LeVias, Jerry, WR, So. Methodist 1971-74
 Lewis, Darryll, CB, Arizona 1999-00
 Lewis, David, LB, Southern California 1982
 Lewis, Nate, WR, Oregon Tech 1990-93
 Lewis, Terry, CB, Michigan State 1985
 Lilly, Sam, CB, Georgia Tech 1990
 Lincoln, Keith, RB, Washington St. 1961-66, 68
 Linkenbach, Jeff, G-T, Cincinnati 2015
 Lissmerore, Sean, DT, William & Mary 2013-15
 Little, Larry, G, Bethune-Cookman 1967-68
 Lluger, Corey, DE, Illinois 2011-16
 Loewen, Chuck, G-T, So. Dakota St. 1980-82, 84
 London, Mike, LB, Wisconsin 1966
 Longley, Clint, QB, Abilene Christian 1976
 Lott, Andre, S, Tennessee 2006
 Loudd, Rommie, LB, UCLA 1960
 Lowe, Paul, RB, Oregon State 1960-68
 Lowe, Woodrow, LB, Alabama 1976-86
 Lowery, Dwight, FS, San Jose State 2016
 Luther, Ed, QB, San Jose State 1980-84
 Lynch, Corey, S, Appalachian State 2012
 Lyle, Keith, FS, Virginia 2002
 Lyles, Lester, SS, Virginia 1989-90

M

Macek, Don, C, Boston College 1976-89
 Mack, Cedric, CB, Baylor 1991
 Mackey, John, TE, Syracuse 1972
 MacKinnon, Jacques, TE, Colgate 1961-69
 Mager, Craig, CB, Texas State 2015-16
 Maguire, Paul, LB-K, Citadel 1960-63
 Mahalic, Drew, LB, Notre Dame 1975
 Malone, Mark, QB, Arizona State 1988
 Manning, Terrell, LB, North Carolina St. 2013
 Manumalea, Brandon, TE, Arizona 2006-09
 Markovich, Mark, C, Penn State 1975
 Marsh, Frank, CB, Oregon State 1967
 Marshall, Richard, CB, Fresno State 2013-14
 Martin, Blanche, RB, Michigan State 1960
 Martin, David, CB, Villanova 1986
 Martin, Larry, DT, San Diego State 1966
 Martin, Tony, WR, Mesa, Colo. 1994-97
 Martin, Vaughn, DE, Western Ontario 2009-12
 Marve, Eugene, LB, Saginaw Valley St. 1992
 Mathews, Ricardo, DE, Cincinnati 2014-15
 Mathews, Ryan, RB, Fresno State 2010-14
 Mathison, Bruce, QB, Nebraska 1983-84, 86
 Matsos, Archie, LB, Michigan State 1966
 Matthews, Bo, RB, Colorado 1974-79
 Mattos, Gary, WR, Southern California 2003
 Mauck, Carl, C, Southern Illinois 1971-74
 May, Deems, TE, North Carolina 1992-96
 May, Mark, G-T, Pittsburgh 1991
 Mays, Jerry, RB, Georgia Tech 1990
 Mays, Joe, ILB, North Dakota State 2015
 McBriar, Mat, P, Hawaii 2014
 McCall, Ron, LB, Weber State 1967-68
 McCordell, Keenan, WR, Nevada-LV 2004-06
 McClain, LeRon, FB, Alabama 2012-13
 McClain, Robert, CB, Connecticut 2016
 McClard, Bill, K, Arkansas 1972
 McClendon, Skip, DE, Arizona State 1991
 McCluster, Dexter, RB-KR, Mississippi 2016
 McCoy, Dexter, S, Tulsa 2016
 McCoil, Lloyd, G, San Diego State 1966
 McConkey, Phil, WR-PR, Navy 1989
 McCrary, Fred, FB, Mississippi State 1999-02
 McCrary, Gregg, TE, Clark, Ga. 1978-80
 McCree, Marlon, S, Kentucky 2006-07
 McDonald, Dwight, WR, San Diego St. 1975-78
 McDougall, Gerry, RB, UCLA 1962-64, 68
 McEwen, Craig, HB, Utah 1989-91
 McGarrahan, Scott, S, New Mexico 2005
 McGee, Buford, RB, Mississippi 1984-86
 McGee, Carl, LB, Duke 1980
 McGee, Willie, CB, Alcorn A&M 1973
 McGrath, Sean, TE, Henderson St., Ark. 2016
 McIntosh, Damon, T, Kansas State 2000-03
 McKenzie, Raleigh, OL, Tennessee 1997-98

Continued next page

All-Time Alphabetical Roster, cont.

McKinney, Brandon, DT, Michigan St. 2006-07
 McKnight, Dennis, G-C, Drake 1982-88
 McMahon, Jim, QB, Brigham Young 1989
 McMichael, Randy, TE, Georgia. 2010-12
 McNeil, Charlie, CB, Compton JC. 1960-64
 McNeil, Ryan, CB, Miami, Fla. 2001-02
 McNeill, Marcus, T, Auburn 2006-11
 McPherson, Miles, S, New Haven 1982-85
 Meachem, Robert, WR, Tennessee 2012
 Means, Natrone, RB, No. Carolina 1993-95, 98-99
 Mebane, Brandon, NT, California 2016
 Merriman, Shawne, LB, Maryland 2005-10
 Mendez, Mario, WR, San Diego State 1964
 Mercer, Mike, K, Northern Arizona 1970
 Metcalf, Eric, WR-KR, Texas 1997
 Mialik, Larry, TE, Wisconsin 1976
 Mico, Bob, TE, Texas 1984
 Mickell, Darren, DE, Florida 2000
 Mickles, Joe, RB, Mississippi 1990
 Middleton, Frank, RB, Florida A&M 1987
 Middleton, Rick, LB, Ohio State 1976-78
 Middleton, Ron, TE, Auburn 1995
 Mikolajewski, Pete, QB, Kent State 1969
 Milburn, Glyn, RB, Stanford 2001
 Millichik, Joe, G, No. Carolina St. 1993-94
 Milks, Jack, LB, San Diego State 1966
 Miller, Anthony, WR, Tennessee 1988-93
 Miller, Brett, T, Iowa 1989
 Miller, Doug, LB, So. Dakota St. 1993-94
 Miller, Kyle, TE, Mount Union 2015
 Miller, Les, DE, Fort Hays St. 1987-90, 94
 Miller, Pat, LB, Florida 1987-88
 Miller, Paul, DT, Louisiana State 1962
 Milligan, Hanik, S, Houston 2004-05
 Mills, Jeff, LB, Nebraska 1990
 Mills, Jim, G-T, Idaho 1996-97
 Mills, Chris, DE, Tennessee 1992-96, 98-99
 Mitchell, Ed, G, Southern, La. 1965-66
 Mitchell, Lydell, RB, Penn State 1978-79
 Mitchell, Shannon, TE, Georgia 1994-97
 Mitinger, Bob, LB, Penn State 1963-66, 68
 Mix, Ron, T, Southern California 1960-69
 Moffett, Tim, WR, Mississippi 1987
 Mohring, Michael, DT, Pittsburgh 1997-01
 Mojsiejenko, Ralf, P-K, Michigan St. 1985-88
 Molden, Alex, CB, Oregon 2001-02
 Molk, David, C, Michigan 2012
 Moll, Tony, G-T, Nevada 2011
 Montgomery, Mike, RB, Kansas State 1971
 Montreuil, Mark, CB, Concordia, Quebec 1995-97
 Mooney, Mike, T, Georgia Tech 1993
 Moore, Brandon, LB, Oklahoma 2010
 Moore, Fred, DT, Memphis 1964-66
 Moore, Mack, DE, Texas A&M 1986
 Moreno, Moses, QB, Colorado St. 1999-00
 Moreno, Zeke, LB, So. California 2001-04
 Morris, Mercury, RB, West Texas St. 1976
 Morris, Wayne, RB, So. Methodist 1984
 Moss, Roland, TE, Toledo 1970
 Moten, Eric, G-T, Michigan St. 1991-93, 95-96
 Mouton, Jonas, LB, Michigan 2012
 Mruczkowski, Scott, C, Bowling Green 2005-11
 Muhammad, Calvin, WR, Texas Southern 1987
 Muncie, Chuck, RB, California 1980-84
 Munson, Bill, QB, Utah State 1977
 Murphy, Kevin, LB, Oklahoma 1992
 Myrtle, Chip, LB, Maryland 1974

N

Naanee, Legedu, TE-WR, Boise St. 2007-10
 Ndukwe, Ikechuku, G-T, Northwestern 2011
 Nolen, Lorenzo, FB, Fresno State 2003-07
 Neill, Ryan, LS, Rutgers 2010
 Nelson, Darrin, RB, Stanford 1989-90
 Nelson, Derrie, LB, Nebraska 1983-86
 Nelson, Kyle, LS, New Mexico State 2012
 Nelson, Reginald, G-T, McNeese St. 1999
 Nery, Ron, DE, Kansas State 1960-62
 Neuheisel, Rick, QB, UCLA 1987
 Newberry, Jeremy, C, California 2008
 Newell, Steve, WR, Long Beach St. 1967
 Ney, Doyle, CB, Southern Methodist 1960
 Norman, Dennis, C, Princeton 2009
 Norman, Josh, TE, Oklahoma 2002-03
 Norman, Peth, TE, Johnson C. Smith 1971-73
 Norris, Trusse, WR, UCLA 1960
 Norton, Don, WR, Iowa 1960-66

Novak, Nick, K, Maryland 2011-14
 Nowak, Gary, T, Michigan State 1971
 Nwagbuo, Ogemdi, DE, Michigan St. 2009-11

O

O'Barid, Ron, CB, Brigham Young 1985
 Oben, Roman, T, Louisville 2004-07
 Obizoro, Cyril, LB, Texas A&M 2010
 Ohnberger, Rich, C-G, Penn State 2013-14
 Okanlawon, Tony, CB, Maryland 2003
 Ola, Michael, G, Hampton 2015
 Olander, Cliff, QB, New Mexico St. 1977-79
 Olive, Shane, T, Ohio State 2004-07
 Oliver, Benny, RB, Buffalo 2014-15
 Oliver, Jimmy, WR, Texas Christian 1995
 Oliver, Paul, S, Georgia 2008-11
 Olshansky, Igor, DE, Oregon 2004-08
 O'Neal, Leslie, DE, Oklahoma St. 1986, 1988-95
 Orlando, Bo, FS, West Virginia 1995
 Orr, Terry, HB, Texas 1990
 Osby, Vince, LB, Illinois 1984-85
 Osgood, Kassim, WR, San Diego St. 2003-09
 Owens, Artie, WR, West Virginia 1976-79
 Owens, Joe, DE, Alcorn A&M 1970
 Owens, Terry, T, Jacksonville St., Ala. 1966-75

P

Page, Solomon, T, West Virginia 2003
 Palepoi, Tenny, DT, Utah 2014, 2016
 Park, Ernest, G, McMurry, Tex. 1963-65
 Parker, Andy, TE, Utah 1989
 Parker, Eric, WR, Tennessee 2002-06
 Parker, Vaughn, T, UCLA 1994-03
 Parks, Billy, WR, Long Beach State 1971
 Parrella, John, DT, Nebraska 1994-01
 Parris, Gary, TE, Florida State 1973-74
 Partee, Dennis K, So. Methodist 1968-75
 Partridge, Rick, P, Utah 1980
 Patrick, Johnny, CB, Louisville 2013
 Patten, Joel, T, Duke 1989-90
 Patterson, Elvis, CB, Kansas 1987-89
 Pattillo, Darrell, CB-S, Long Beach St. 1983
 Peele, Justin, TE, Oregon 2002-05
 Pegram, Eric, RB, North Texas 1997
 Penn, Chris, WR, Tulsa 1999
 Perretta, Ralph, G, Purdue 1975-80
 Perry, Jason, S, No. Carolina St. 1999-01
 Perry, Joshua, ILB, Ohio State 2016
 Perry, Scott, CB, Williams, Mass. 1980
 Peryman, Denzel, ILB, Miami, Fla. 2015-16
 Peters, Volney, DT, Southern California 1960
 Petrich, Bob, DE, W. Texas State 1963-66
 Pettitt, Duane, DE, San Diego State 1987
 Philcox, Todd, QB, Syracuse 1997
 Phillips, Adrian, S, Texas 2014-16
 Phillips, Irvin, CB, Arkansas Tech 1981
 Phillips, Joe, DE, So. Methodist 1987-91
 Phillips, John, TE, Virginia 2013-15
 Phillips, Shaun, LB, Purdue 2004-12
 Philon, Darius, DE, Arkansas 2015-16
 Pinnock, Andrew, FB, So. Carolina 2003-07
 Pippens, Jerrell, S, Nebraska 2004-05
 Plummer, Gary, ILB, California 1986-93
 Plump, Dave, WR, Fresno State 1966
 Plunkett, Sherman, T, Md.-East. Shore 1962
 Polk, Carlos, LB, Nebraska 2001-04, 06-07
 Pollard, Robert, DE, Texas Christian 2004
 Pope, Marquez, DB, Fresno State 1992-93
 Post, Dick, RB, Houston 1967-70
 Powell, Jeff, RB, Tennessee 1987
 Preston, Ray, LB, Syracuse 1976-84
 Price, Marcus, T, Louisiana State 1997-98
 Price, Shawn, DT, Pacific 2002
 Price, Stacey, RB, Arkansas State 1987
 Pringley, Mike, DE, North Carolina 2000
 Print, Bob, LB, Dayton 1967-68
 Prokop, Joe, P, Cal Poly-Pomona 1987
 Protz, Jack, LB, Syracuse 1970
 Pulley, Spencer, C-G, Vanderbilt 2016
 Pupuno, Alfred, TE-HB, Weber St. 1992-97, 99

Q-R

Queen, Jeff, RB, Morgan State 1969-71
 Raab, Marc, LS, Southern California 1998
 Rachal, Latario, WR, Fresno State 1997-98
 Ray, Eddie, RB, Louisiana State 1971
 Raymer, Cory, C, Wisconsin 2002-03
 Rayner, Dave, K, Michigan State 2007

Redden, Barry, RB, Richmond 1987-88
 Reddick, Kevin, ILB, North Carolina 2014
 Redman, Rick, LB, Washington 1965-73
 Reed, Robert, WR, Lambuth 1999
 Reed, Trovon, CB, Auburn 2016
 Reese, Don, DE, Jackson State 1981
 Reeves, John, LB, Purdue 1999-00
 Reeves, Walter, TE, Auburn 1996
 Reid, Caraut, DT, Princeton 2016
 Remmers, Mike, T, Oregon State 2013
 Rentz, Larry, CB, Florida 1969
 Reveziz, Fuad, K, Tennessee 1990
 Reyes, Kendall, DE, Connecticut 2012-15
 Ricardo, Benny, K, San Diego State 1984
 Rice, Andy, DT, Texas Southern 1970-71
 Rice, Floyd, LB, Alcorn A&M 1973-75
 Richard, Stanley, FS, Texas 1988-94
 Richards, David, T, UCLA 1991-92
 Richey, Wade, K, Louisiana State 2001-02
 Ricks, Mikhael, WR, Stephen F. Austin 1998-00
 Ridgehart, Houston, DT, San Diego State 1966-69
 Rinehart, Chad, G, Northern Iowa 2013-14
 Rivers, Philip, QB, No. Carolina State 2004-16
 Robertson, Bo, WR, Cornell 1961
 Roberts, George, P, Virginia Tech 1981
 Robinson, Adrian, OLB, Temple 2013
 Robinson, Dereck, DE, Iowa 2005-06
 Robinson, Fred, DE, Miami, Fla. 1984-86
 Robinson, Gerald, DE, Auburn 1989-90
 Robinson, Jerry, WR, Grambling 1962-64
 Robinson, Patrick, CB, Florida State 2015
 Robinson, Trevor, C, Notre Dame 2014-15
 Roche, Brian, TE, San Jose State 1996-97
 Rockford, Jim, CB, Oklahoma 1985
 Rodenhauer, Mark, C, Illinois St. 1990-91
 Rodgers, Johnny, WR-RB, Nebraska 1977-78
 Rogers, Don, C, South Carolina 1960-64
 Rogers, Mel, LB, Florida A&M 1971, 1974
 Rogers, Sam, LB, Colorado 2001
 Rolling, Henry, LB, Nevada 1990-92
 Rome, Tag, WR, NE Louisiana 1987
 Romes, Charles, CB, No. Carolina Central 1987
 Rosado, Dan, G, Northern Illinois 1987-88
 Rosario, Dante, TE, Oregon 2012
 Ross, Kevin, S, Temple 1996
 Ross, Micah, WR, Jacksonville 2003-04
 Rossovich, Tim, LB, So. California 1972-73
 Rote, Tobin, QB, Rice 1963-64
 Roundtree, Raleigh, T, So. Carolina St. 1998-01
 Rouse, Curtis, G, Tenn.-Chattanooga 1987
 Rowe, Dave, DT, Penn State 1974-75
 Roy, Eddie, WR, Virginia Tech 2012-14
 Ruff, Orlando, LB, Furman 1999-02
 Runyan, Jon, T, Michigan 2009
 Rush, Bob, C, Memphis 1977, 79-82
 Rusk, Reggie, S, Kentucky 1999-00
 Russell, Booker, RB, SW Texas State 1980
 Russell, Leonard, RB, Arizona State 1996

S

Salave'a, Joe, DT, Arizona 2003
 Salisbury, Sean, QB, Southern California 1996
 Salter, Bryant, S, Pittsburgh 1971-73
 Samuels, Chris, RB, Texas 1991
 Sanchez, Davis, CB, Oregon 2001-02
 Sanders, Bob, S, Iowa 2011
 Sapp, Patrick, LB, Clemson 1996-97
 Sartin, Dan, C, Mississippi 1969
 Sava, Don, DT, Washington State 1995-96
 Savage, Tony, NT, Washington St. 1990, 92
 Sayers, Ron, RB, Nebraska-Omaha 1969
 Scafe, Damik, DE, Boston College 2012
 Scales, Dwight, WR, Grambling 1981-83
 Scarber, Sam, RB, New Mexico 1975-76
 Scarpitolo, Bob, DB, Notre Dame 1961
 Schleicher, Maury, DE, Penn State 1960-62
 Schmedding, Jim, G, Weber State 1968-70
 Schilling, Stephen, T, Michigan 2011-13
 Schmidt, Henry, DT, So. California 1961-64
 Schwedes, Scott, WR, Syracuse 1990
 Scifres, Mike, P, Northern Illinois 2003-15
 Scott, DeQuincy, DT, So. Mississippi 2002-05
 Scott, Ian, DT, Florida 2008-09
 Scott, Kevin, RB, Stanford 1988
 Seale, Sam, CB, Western St., Colo. 1988-91
 Searcy, Bill, G, Alabama 1985
 Sears, Jim, S, Southern California 1960

Seau, Junior, LB, Southern California	1990-02
Seay, Mark, WR, Long Beach State	1993-95
Selawski, Gene, T, Purdue	1961
Selmon, Dewey, MLB, Oklahoma	1982
Shaw, Bobby, WR, California	2004
Shaw, Pete, S, Northwestern	1977-81
Shaw, Terrance, CB, Stephen F. Austin	1995-99
Shea, Pat, G, Southern California	1962-65
Shelton, Anthony, CB, Tennessee St.	1990-91
Shelton, L.J., T, Eastern Michigan	2008
Shields, Billy, T, Georgia Tech	1975-83
Siemkiewicz, Troy, G, New Mexico St.	1995-98
Sievers, Eric, TE, Maryland	1981-88
Siler, Brandon, LB, Florida	2007-10
Simien, Tracy, LB, Texas Christian	1999
Simmons, King, S, Texas Tech	1987
Simmons, Tony, DE, Tennessee	1985, 1987
Simpson, Antoine, DT, Houston	2000
Sims, Wes, G, Oklahoma	2005
Singleton, Ron, T, Grambling	1976
Sirles, Jeremiah, G-T, Nebraska	2014
Skow, Jim, DE, Nebraska	1992
Slater, Mark, C, Minnesota	1978
Slaughter, Webster, WR, San Diego St.	1998
Slauson, Matt, C, Nebraska	2016
Slovacek, Emil, T, Stephen F. Austin	1987
Smith, Billy Ray, LB, Arkansas	1983-92
Smith, Charlie, RB, Utah State	1975
Smith, Dave, RB, Utah	1970
Smith, Derek, LB, Arizona State	2008
Smith, Dreamius, RB, West Virginia	2015
Smith, Elliott, CB, Alcorn State	1989
Smith, Johnny Ray, CB, Lamar	1984
Smith, Lucious, CB, Cal State-Fullerton	1984-85
Smith, Neil, DE, Nebraska	2000
Smith, Ron, S, Wisconsin	1973
Smith, Ron, WR, San Diego State	1980-81
Smith, Russ, RB, Miami, Fla.	1967-70
Smith, Sherman, RB, Miami, Ohio	1983
Smith, Willie, T, East Carolina	2013-14
Smoot, Ray, G, Louisiana State	1993
Snipes, Angelo, OLB, West Georgia	1986-87
Snowden, Cal, DE, Indiana	1972-73
Speights, Dick, WR, Wyoming	1968
Spencer, Jimmy, CB, Florida	1998-99
Spencer, Tim, RB, Ohio State	1985-90
Spencer, Todd, RB, Southern California	1987
Sperry, Kory, TE, Colorado State	2010-11
Spikes, Takeo, LB, Auburn	2011-12
Spillman, C.J., FS, Marshall	2009-10
Sproles, Darren, RB-KR, Kansas St.	2005, 07-10
Spruock, Michael, WR-KR, Mississippi	2012
Square, Damon, DT, Alabama	2015-16
Stadnik, John, C, W. Illinois	1987
Staggs, Jeff, LB, San Diego State	1966-71, 74
Stanley, Walter, WR, Mesa, Colo.	1992
Steels, Anthony, RB, Nebraska	1985, 1987
Stein, Bob, LB, Minnesota	1975
Stephens, Tremayne, RB, No. Carolina St.	1998-99
Stephenson, Kay, QB, Florida	1967
Stewart, Wayne, TE, California	1974
Still, Bryan, WR, Virginia Tech	1996-99
Stoltenberg, Bryan, C, Colorado	1996
Stratton, Mike, LB, Tennessee	1973
Strickland, Donald, CB, Colorado	2010
Stringer, Hal, CB, Hawaii	1975-80
Strozier, Art, TE, Kansas State	1970-71
Strozier, Wilbur, TE, Georgia	1988
Stuckey, Darrell, S, Kansas	2010-16
Sullivan, John, SS, California	1986
Sullivan, Kerry, P, Cal-Lutheran	1993
Swayne, Henry, T, Rutgers	1991-96
Sweeney, Walt, G, Syracuse	1963-73
Sweet, Joe, WR, Tennessee State	1975
Swift, Michael, CB, Austin Peay	1997
Sykes, John, RB, Morgan State	1972

T

Tanner, John, LB, Tennessee State	1971
Tanuvasa, Maa, DT, Hawaii	2005
Tate, Franklin, LB, No. Carolina Central	1971
Taylor, Aaron, OL, Notre Dame	1998-99
Taylor, Brandon, S, Louisiana State	2012
Taylor, Jessie, RB, Cincinnati	1972
Taylor, John, LB, Hawaii	1987
Taylor, Ken, CB, Oregon State	1986
Taylor, Krick, WR, Washington St.	1990-91

Taylor, Sammie, WR, Grambling	1964
Taylor, Shannon, LB, Virginia	2000
Teal, Quinton, S, Coastal Carolina	2010
Teerlinck, John, DT, Western Illinois	1974-75
Tensi, Steve, QB, Florida State	1965-66
Te'o, Manti, ILB, Notre Dame	2013-16
Terry, Adam, T, Syracuse	2010
Thaxton, Galand, LB, Wyoming	1991
Thaxton, James, TE, Tennessee St.	1973-74
Thelwell, Ryan, WR, Minnesota	1998
Thigpen, Yancey, WR, Winston-Salem St.	1991
Thomas, Bob, K, Notre Dame	1985
Thomas, Bob, RB, Arizona State	1973-74
Thomas, Cam, DT, North Carolina	2010-13
Thomas, Cornell, DE, West Georgia	1994
Thomas, Duane, RB, West Texas St.	1972
Thomas, Jesse, S, Michigan State	1960
Thomas, Jewel, RB, San Jose State	1984
Thomas, Johnny, CB, Baylor	1989
Thomas, Lee, DE, Jackson State	1971-72
Thomas, Mike, RB, Nevada-LV.	1979-80
Thompson, Aundra, WR, E. Texas St.	1981
Thompson, Broderick, T, Kansas	1987-92
Thompson, Tommy, RB, So. Illinois	1974
Thornton, George, DT, Alabama	1991-92
Thrift, Cliff, ILB, E. Central Oklahoma	1979-84
Tipton, Dave, DE, Stanford	1974-75
Tolbert, Jim, S, Lincoln, Mo.	1966-71, 76
Tolbert, Mike, FB, Coastal Carolina	2008-11
Tolliver, Billy, Joe, QB, Texas Tech	1989-90
Tomlinson, LaDainian, RB, TCU	2001-09
Toomer, Corey, ILB, Idaho	2016
Toth, Tom, T, Western Michigan	1910
Tovar, Steve, LB, Ohio State	1998, 2000
Trapp, Richard, WR, Florida	1969
Travetin, Herb, K, Texas College	1964-65
Troutman, Johnnie, G, Penn State	2013-14
Tucker, Jyles, LB, Wake Forest	2007-10
Tuckett, Phil, WR, Weber State	1968
Tuinei, Van, DE, Arizona	1997
Tuipulotu, Peter, RB, Brigham Young	1992
Turner, John, DB, Miami, Fla.	1984
Turner, Michael, RB, No. Illinois	2004-07
Turner, Nate, WR, Nevada-Las Vegas	2001
Turner, Scott, CB, Illinois	1998-01
Tuthill, James, K, Cal Poly-SLO	2002
Tyler, Maurice, S, Morgan State	1975

U-V

Umphrey, Rich, G, Colorado	1985
Unitas, Johnny, QB, Louisville	1973
Unrein, Mitch, DT, Wyoming	2015
Unrein, Terry, NT, Colorado State	1986-87
Usher, Darryl, WR-KR, Illinois	1989
VanBuren, Courtney, T, Ark-Pine Bluff	2003-04
Van Raaphorst, Dick, K, Ohio State	1966-67
Vanhorse, Sean, CB, Howard	1992-94
Vanover, Tamarick, WR, Florida State	2002
Vasquez, Louis, G, Texas Tech	2009-12
Verrett, Jason, CB, Texas Christian	2014-16
Vertefueille, Brian, G, Idaho State	1974
Vlasic, Mark, QB, Iowa	1987-88, 90
Volek, Billy, QB, Fresno State	2006-07, 09-11

W

Wagner, Bryan, P, Cal State-Northridge	1994
Walczak, Mark, TE, Arizona	1989, 91
Walker, Derrick, TE, Michigan	1990-93
Walker, Jeff, G, Memphis	1986
Walker, Reggie, ILB, Kansas State	2013-14
Walker, Wayne, WR, Texas Tech	1989
Wallace, C.J., S, Washington	2011
Wallace, Henry, CB, Pacific	1960
Waller, Ron, RB, Maryland	1960
Walters, Bryan, WR-KR, Cornell	2011
Walters, Danny, CB, Arkansas	1983-87
Walton, J.D., C, Baylor	2015
Ware, Timmie, WR, So. California	1986-87
Warren, Jim, DB, Illinois	1964-65
Washington, Joe, RB, Oklahoma	1976-77
Washington, Kelley, WR, Tennessee	2010
Washington, Russ, T, Missouri	1968-82
Waters, Anthony, LB, Clemson	2008
Watkins, Pat, S, Florida State	2010
Watt, Chris, C, Notre Dame	2014-15
Watt, Derek, FB, Wisconsin	2016
Watts, Ted, S, Texas Tech	1987
Webb, Jimmy, DT, Mississippi State	1981

Weddle, Eric, S, Utah	2007-15
Weldon, Casey, QB, Florida State	1997
Welker, Wes, WR, Texas Tech	2004
Wells, Reggie, T, Clarion	2012
Wells, Robert, T, Johnson C. Smith	1968-70
Wenzel, Ralph, G, San Diego State	1972
Werschinger, Ray, K, California	1973-76
West, Jeff, P, Cincinnati	1976-79
Westmoreland, Dick, CB, No. Car. A&T	1963-65
Whalen, Griff, WR, Stanford	2016
Wheeler, Dwight, G, Clemson	1987
Whellhan, Craig, QB, Pacific	1995-98
White, Andre, TE, Florida A&M	1968
White, Ed, G, California	1978-85
White, Lee, RB, Weber State	1972
White, Ray, LB, Syracuse	1971-73
White, Reggie, DT, No. Carolina A&T	1962-94
Whitehead, Bud, S, Florida State	1991-98
Whitehurst, Charlie, QB, Clemson	2006, 13
Whitley, Curtis, C, Clemson	1992-94
Whitman, Josh, TE, Illinois	2001
Whitmyer, Nat, CB, Washington	1966-67
Whittaker, Fozy, RB, Texas	2013
Wiggins, Kenny, G-T, Fresno State	2014-16
Wilcher, Mike, LB, North Carolina	1991
Wiley, Marcellus, DE, Columbia	2001-03
Wilhelm, Matt, LB, Ohio State	2003-08
Wilkinson, Doug, G, No. Carolina Cent.	1971-84
Williams, Al, WR, Nevada	1987
Williams, Andre, RB, Boston College	2016
Williams, Clarence, RB, So. Carolina	1977-81
Williams, Dave, WR, Washington	1972
Williams, Demorris, LB, Nebraska	2012
Williams, Eric, LB, Southern California	1984
Williams, Gorme, S, Houston	1997-98
Williams, Henry, CB, San Diego State	1983
Williams, Jamal, DT, Oklahoma St.	1998-09
Williams, Jeff, T, Rhode Island	1981
Williams, Jerrold, OLB, Purdue	1993
Williams, Lee, DE, Bethune-Cookman	1984-90
Williams, Lester, NT, Miami, Fla.	1986
Williams, Mike, CB, Louisiana St.	1975-82
Williams, Sam, S, California	1974-75
Williams, Sammy, T, Oklahoma	2002
Williams, Steve, CB, California	2014-16
Williams, Tom, DT, California-Davis	1970-71
Williams, Tourek, OLB, Florida Int.	2013-14, 16
Williams, Trevor, CB, Penn State	2016
Williams, Tyrell, WR, Western Oregon	2015-16
Wilson, Earl, DE, Kentucky	1985-87
Wilson, Jerry, S, Southern, La.	2002-05
Wilson, Jimmy, S, Montana	2015
Wilson, Karl, DE, Louisiana State	1987-88
Wilson, Kion, LB, South Florida	2010
Wilson, Kris, TE, Pittsburgh	2008-10
Wilson, Walter, WR, East Carolina	1990
Windt, Mike, LB, Cincinnati	2010-16
Winslow, Kellen, TE, Missouri	1979-87
Winter, Blaise, DE, Syracuse	1986-87, 92-94
Withrow, Cal, C, Kentucky	1970
Withrow, Cory, C, Washington St.	2006-07
Wojcik, Greg, DT, So. California	1972-73
Womble, Royce, FL, North Texas	1960
Wood, Dick, QB, Auburn	1962
Wood, Mike, K, SW Missouri	1979-80
Woodard, Ken, LB, Tuskegee	1988-89
Woodcock, John, DE, Hawaii	1981-82
Woodhead, Danny, RB, Chadron State	2013-16
Woods, Don, RB, New Mexico	1974-80
Wright, Ernie, T, Ohio State	1960-67, 74
Wright, Sharece, CB, Southern California	2011-14
Wyatt, Kevin, CB, Arkansas	1986
Wynn, Jarius, DE, Georgia	2013

Y-Z

Young, Andre, S, Louisiana Tech	1982-84
Young, Duane, TE, Michigan State	1991-95
Young, Glen, LB, Syracuse	1995-96
Young, Lonnie, S, Michigan State	1994
Young, Rick, RB, Jackson State	1975-77
Young, Wilbur, DE, William Penn, Iowa	1978-82
Zachary, Ken, RB, Oklahoma State	1987
Zandofsky, Mike, G, Washington	1990-93
Zeman, Bob, S, Wisconsin	1960-61, 65-66

ALL-TIME COLLEGES

Abilene Christian	3	Florida	12	Mississippi College	1	Southern California	39
Akron	1	Florida A&M	5	Mississippi State	5	Southern Connecticut State	1
Alabama	9	Florida International	2	Missouri	6	Southern Illinois	2
Alabama-Birmingham	1	Florida State	19	Montana	1	Souther (La.)	5
Albany	1	Fort Hays State	1	Montana State	2	Southern Methodist	7
Alcorn A&M	3	Fresno State	16	Morgan State	3	Southern Mississippi	3
Alcorn State	1	Furman	1	Mt. San Antonio	1	Southern Utah	1
American International (Mass.)	1	Georgia	10	Mount Union	1	Stanford	12
Appalachian State	1	Georgia Tech.	9	Navy	1	Stephen F. Austin	3
Arizona	12	Grambling	13	Nebraska	19	SW Missouri	1
Arizona State	13	Hampton (Va.)	2	Nebraska-Omaha	3	SW Texas State	2
Arkansas	15	Hawaii	9	Nevada	4	Syracuse	18
Arkansas-Pine Bluff	3	Heidelberg (Ohio)	1	Nevada-Las Vegas	6	Temple	4
Arkansas State	3	Henderson State (Ark.)	2	New Hampshire	2	Tennessee	18
Arkansas Tech.	1	Hofstra	1	New Haven	2	Tennessee-Chattanooga	2
Auburn	21	Holy Cross	1	New Mexico	5	Tennessee-Martin	1
Austin Peay	1	Houston	9	New Mexico State	6	Tennessee State	7
Baylor	8	Howard	1	No College	5	Texas	10
Bethune-Cookman	2	Idaho	4	Norfolk State	4	Texas A&I	3
Bloomsberg (Pa.)	1	Idaho State	2	North Alabama	1	Texas A&M	13
Boise State	2	Illinois	10	North Carolina	13	Texas Christian	10
Boston College	8	Illinois State	1	North Carolina A&T	5	Texas College	1
Boston University	2	Indiana	6	North Carolina Central	4	Texas-El Paso	2
Bowling Green	2	Indiana (Pa.)	1	North Carolina State	10	Texas Southern	4
Brigham Young	6	Indiana State	2	North Central Illinois	1	Texas State	2
Buffalo	2	Iowa	12	North Dakota State	2	Texas Tech.	9
California	20	Iowa State	6	North Texas	3	Texas Western	1
California-Davis	4	Jackson State	7	Northern Arizona	3	Toledo	1
California Lutheran	2	Jacksonville	1	Northern Colorado	1	Troy	2
Cal Poly-Pomona	1	Jacksonville State (Ala.)	1	Northern Illinois	3	Tulane	2
Cal Poly-San Luis Obispo	3	Jacksonville State (Fla.)	1	Northern Iowa	2	Tulsa	4
Cal State-Fullerton	2	Johnson C. Smith	3	Northwestern	5	Tuskegee	2
Cal State-Los Angeles	3	Kansas	11	Northwestern Oklahoma State	1	UCLA	14
Cal State-Northridge	1	Kansas State	11	Notre Dame	14	United States International	1
Cal State-Sacramento	1	Kent State	3	Occidental	2	Utah	7
Carthage (Wis.)	1	Kentucky	7	Ohio State	19	Utah State	6
Central Florida	2	Lakeland (Wis.)	1	Oklahoma	14	Vanderbilt	4
Central Florida CC	1	Lamar	1	Oklahoma State	9	Villanova	2
Central Michigan	2	Lambuth	1	Oregon	11	Virginia	9
Central Oklahoma	1	Lane (Tenn.)	1	Oregon State	6	Virginia Tech.	7
Chadron State	1	Liberty	1	Oregon Tech.	1	Virginia Union	1
Cincinnati	6	Lincoln (Mo.)	1	Pacific	4	Wake Forest	3
The Citadel	2	Lindenwood (Mo.)	1	Penn Military	1	Washington	15
Clarion, Pa.	1	Livingston (Ala.)	1	Penn State	15	Washington State	12
Clark, Ga.	1	Long Beach State	9	Pittsburgh	8	Weber State	6
Clemson	14	Louisiana-Lafayette	2	Portland State	2	West Chester	1
Coastal Carolina	2	Louisiana-Monroe	4	Princeton	2	West Georgia	2
Colgate	1	Louisiana State	19	Purdue	13	West Texas State	4
Colorado	9	Louisiana Tech	3	Rhode Island	1	West Virginia	4
Colorado State	7	Louisville	5	Rice	3	Western Illinois	3
Columbia	2	Maine	1	Richmond	2	Western Kentucky	1
Compton Junior College	1	Marshall	4	Robert Morris	1	Western Michigan	2
Concordia, Quebec	1	Maryland	10	Rutgers	3	Western Ontario	1
Connecticut	4	Maryland-Eastern Shore	1	Saginaw Valley State	1	Western Oregon	1
Cornell	2	McMurray (Texas)	1	Sam Houston State	1	Western State (Colo.)	1
Dartmouth	1	McNeese State	3	San Diego State	37	Wichita State	2
Dayton	2	Memphis	9	San Francisco State	1	William & Mary	4
Drake	1	Mesa (Colo.)	2	San Jose State	8	William Penn (Iowa)	1
Duke	3	Miami (Fla.)	13	Santa Clara	2	Williams (Mass.)	1
East Carolina	2	Miami (Ohio)	4	SE Louisiana	2	Winston-Salem State	4
East Texas State	1	Michigan	10	Sonoma State	1	Wisconsin	15
Eastern Kentucky	2	Michigan State	15	South Carolina	10	Wynonning	8
Eastern Michigan	1	Millersville (Pa.)	1	South Carolina State	5	Yale	1
Eastern Washington	2	Minnesota	7	South Dakota State	3	Youngstown State	1
Fayetteville State	1	Mississippi	11	South Florida	1		

ALL-TIME NUMERICAL ROSTER

* wore more than one number during career	15	Kemp, Jack, QB (1960-62)	23	Jones, Ray, CB (1972)
1 Ricardo, Benny, K (1984)	15	Breaux, Don, QB (1964-65)	23	Hoey, George, CB (1974)
1 Sullivan, Kent, P (1993)	15	Henning, Dan, QB (1966)	23	Smith, Charlie, RB (1975)
1 McBriar, Mat (2014)	15	Brittunum, Jon, QB (1968)	23	Morris, Mercury, RB (1976)
2 Mojsiejenko, Ralf, P-K (1985-88)	15	Mikolajewski, Pete, QB (1969)	23	Phillips, Irvin, CB (1981)
2 Bennett, Darren, P (1995-03)	15	Mercer, Mike, K (1970)	23	Walters, Danny, CB (1983-87)
2 Lambo, Josh, K (2015-16)	15	Wersching, Ray, K (1973-75)*	23	Bennett, Roy, CB (1988-89)
3 Agajanian, Ben, K (1960-61, 1964)	15	Fritsch, Toni, K (1976)	23	Shelton, Anthony, CB (1990-91)
3 Bahr, Chris, K (1989)	15	Archer, David, QB (1989)	23	Gayle, Shaun, SS (1995)
3 Carney, John, K (1990-00)	15	Philcox, Todd, QB (1997)	23	Williams, Gerome, S (1997-98)
3 Brown, Kris, K (2010)	15	Goodman, Richard, WR (2010-12)	23	Jenkins, DeRon, CB (2000)
4 Roberts, George, P (1981)	15	Inman, Dontrelle (2014-16)	23	Jammer, Quentin, CB (2002-12)
4 Gaffney, Jeff, K (1987)	16	Keckin, Val, QB (1962)	23	Brown, Ronnie, RB (2013)*
4 Harbaugh, Jim, QB (1999-00)	16	Longley, Clint, QB (1976)	23	Williams, Steve, CB (2014-15)*
5 Colbert, Lewis, P (1989)	16	Wood, Mike, K (1979-80)	23	McColl, Dexter, S (2016)
5 Whelihan, Craig, QB (1995-98)	16	Thomas, Bob, K (1985)	24	Hayes, Luther, SE (1961)
5 Richey, Wade, K (2001-02)	16	Malone, Mark, QB (1988)	24	Alworth, Lance, FL (1962)*
5 Scifres, Mike, P (2003-15)	16	Gagliano, Bob, QB (1991-92)	24	Kinderman, Keith, RB (1963-64)
6 Wersching, Ray, K (1976)*	16	Leaf, Ryan, QB (1998-00)	24	Howard, Bob, CB (1967-74)
6 Benirschke, Rolf, K (1977-86)	16	Rayner, Dave, K (2007)	24	Owens, Artie, WR (1979)*
6 DeLine, Steve, K (1988)	16	Banks, Gary, WR (2010)	24	Washington, Joe, RB (1976-77)
6 Turner, Nate, WR (2001)	16	Sevi Ajiroto, WR (2013-14)*	24	McPherson, Miles, S (1982-85)
6 Whitehurst, Charlie, QB (2006, '13)	16	Williams, Tyrell, WR (2015-16)	24	Smith, Johnny Ray, CB (1984)
7 Carter, Virgil, QB (1975)	17	Labara, Bob, QB-LB (1960-61)	24	Taylor, Ken, CB (1986)
7 Bell, Eddie, WR (1976)	17	Enis, Hunter, QB (1961)	24	Anderson, Anthony, S (1987)
7 Buford, Maury, P (1982-84)	17	Greene, Tom, QB (1961)	24	Scott, Kevin, RB (1988)
7 Mathison, Bruce, QB (1983-84, 86)	17	Wood, Dick, QB (1962)	24	Lyles, Lester, SS (1989-90)
7 Neuheisel, Rick, QB (1987)	17	Freitas, Jesse, QB (1974-75)	24	Richard, Stanley, FS (1991-94)
7 Reveiz, Fuad, K (1990)	17	Partridge, Rick, P (1980)	24	Hayden, Aaron, RB (1995-96)
7 Davis, Greg, K (1997)	17	Friesz, John, QB (1990-91, 93)	24	Pegram, Eric, RB (1997)
7 Flutie, Doug, QB (2001-04)	17	Tuthill, James, K (2002)	24	Brown, Fakhir, CB (1999-00)
7 Volek, Billy, QB (2006-07, 09-11)	17	Rivers, Philip, QB (2004-16)	24	Milburn, Glyn, RB (2001)
8 West, Jeff, P (1979)*	18	Rote, Tobin, QB (1963-64)	24	Chatman, Jesse, RB (2002-04)
8 Prokop, Joe, P (1987)	18	Stephenson, Kay, QB (1967)	24	Lott, Andre, S (2006)
8 Ilesic, Hank, P (1989)	18	Joiner, Charlie, WR (1976-86)	24	Gordon, Cletis, CB (2006-08)
8 Salisbury, Sean, QB (1996)	19	Clatterbuck, Bobby, QB (1960)	24	Mathews, Ryan, RB (2010-14)
8 Weldon, Casey, QB (1997)	19	Alworth, Lance, FL (1963-70)*	24	Flowers, Brandon, CB (2015-16)*
8 Christie, Steve, K (2001-03)	19	Unitas, Johnny, QB (1973)	25	Gibson, Claude, CB (1961-62)
8 Kaser, Drew, P (2016)	19	Jeffrey, Neal, QB (1976)	25	Westmoreland, Dick, CB (1963-65)
9 Gerela, Roy, K (1979)	19	Munson, Bill, QB (1977)	25	Newell, Steve, WR (1967)
9 Herrmann, Mark, QB (1985-87)	20	Ford, Fred, RB (1960)	25	LeVias, Jerry, WR (1971-74)
9 McMahon, Jim, QB (1989)	20	Thomas, Jesse, S (1960)	25	Tyler, Maurice, S (1975)
9 Wagner, Bryan, P (1994)	20	McDougall, Gerry, RB (1962-64, 68)	25	Cappelletti, John, FB (1980-83)
9 Brees, Drew, QB (2001-05)	20	Farr, Miller, CB (1965-66)	25	Morris, Wayne, RB (1984)
9 Novak, Nick, K (2011-14)	20	Smith, Russ, RB (1967-70)	25	Glenn, Vencie, FS (1986-90)
10 McClard, Bill, K (1972)	20	Garrett, Mike, RB (1970-73)	25	Vanhorse, Sean, CB (1992-94)
10 Douglass, Bobby, QB (1975)	20	Rodgers, Johnny, WR-RB (1977-78)	25	Bradford, Paul, CB (1997)
10 Hoopes, Mitch, P (1976)	20	Henderson, Reuben, CB (1983-84)	25	Rusk, Reggie, S (1999-00)
10 Olander, Cliff, QB (1977-79)	20	Davis, Wayne, CB (1985-86)	25	Molden, Alex, CB (2001-02)
10 Kelley, Mike, QB (1987)	20	Redden, Barry, RB (1987-88)	25	Fletcher, Jarat, CB (2004-05)
10 Abbott, Vince, K (1987-88)	20	Nelson, Darrin, RB (1989-90)	25	Crommie, Antonio, CB (2006)*
10 Kidd, John, P (1990-94)	20	Samuels, Chris, RB (1991)	25	Elison, Kevin, S (2009)
10 Kaeding, Nate, K (2004-12)	20	Means, Natrone, RB (1993-95, 98-99)	25	Stuckey, Darrell, S (2010-16)
10 Hawkins, Lavelle, WR (2013)	20	Dumas, Michael, S (1997, 2000)*	26	Sears, Jim, S (1960)
10 Clemens, Kellen, QB (2014-16)	20	Wilson, Jerry, S (2002-05)	26	Roberson, Bo, WR (1961)
11 Luther, Ed, QB (1980-84)	20	McCree, Marlon, S (2006-07)	26	Coan, Bert, RB (1962)
11 Tolliver, Billy Joe, QB (1989-90)	20	Cason, Antoine, CB (2008-12)	26	Carson, Kern, HB (1965)
11 Brohm, Jeff, QB (1994)	20	Butler, Crezdon, CB (2013)	26	Hubbert, Brad, RB (1967-70)
11 Everett, Jim, QB (1997)	20	Davis, Chris, CB (2014)	26	Jones, Clint, RB (1973)
11 Ross, Micah, WR (2003-04)	20	Lowery, Dwight, FS (2016)	26	Atkins, Dave, RB (1975)
11 Naanee, Legedu, TE-WR (2008-10)*	21	Hadl, John, QB (1962-72)	26	Mitchell, Lydell, RB (1978-79)
11 Royal, Eddie, WR (2012-14)	21	Bonner, Glen, RB (1974-75)	26	Jackson, Bernard, CB (1980)
11 Johnson, Stevie, WR (2015)	21	Duren, Clarence, S (1977)	26	Dykes, Donald, CB (1982)
12 Harris, James, QB (1977-81)	21	Brooks, James, RB (1981-83)	26	James, Lionel, RB-KR (1984-88)
12 Dufek, Joe, QB (1985)	21	McGee, Buford, RB (1984-86)	26	Usher, Darryl, WR-KR (1989)
12 Laufenberg, Babe, QB (1985, 1988)	21	McConkey, Phil, WR-PR (1989)	26	Lilly, Sam, CB (1990)
12 Flick, Tom, QB (1986)	21	Gordon, Darren, CB (1993-96)	26	Fields, Floyd, S (1991-93)
12 Humphries, Stan, QB (1992-97)	21	Metcalfe, Eric, WR-KR (1997)	26	Orlando, Bo, FS (1995)
12 Kramer, Erik, QB (1999)	21	Tomlinson, LaDainian, RB (2001-09)	26	Lewis, Darryl, CB (1999-00)
12 Crayton, Patrick, WR (2010-11)	21	Lincoln, Keith, RB (1961-66, 68)	26	Castille, Simeon, CB (2009)
12 Meachem, Robert, WR (2012)	22	Post, Dick, RB (1967-70)	26	Watkins, Pat, S (2010)
12 Jones, Jacoby, WR-KR (2015)	22	Hayes, Tom, CB (1976)	26	Wallace, C.J., S (2011)
12 Travis Benjamin, WR-KR (2016)	22	Thomas, Mike, RB (1979-80)	26	Bigby, Atari, S (2012)
13 Tensi, Steve, QB (1965-66)	22	Byrd, Gill, CB (1983-92)	26	Patrick, Johnny, CB (2013)
13 Clark, Wayne, QB (1970-73)	22	Culver, Rodney, RB (1995)*	26	Flowers, Brandon, CB (2014)*
13 Horn, Don, QB (1974)	22	Brew, Dorian, CB (1997)	26	Robinson, Patrick, CB (2015)
13 Vlasic, Mark, QB (1987-88, 90)	22	Spencer, Jimmy, CB (1998-99)	26	Hayward, Casey, CB (2016)
13 Brennan, Brian, WR (1992)	22	Denton, Tim, CB (2000)	27	Waller, Ron, RB (1960)
13 Gilbert, Gale, QB (1994-95)	22	Harrison, Lloyd, CB (2001)	27	McNeil, Charlie, CB (1960-64)
13 Moreno, Moses, QB (1999-00)	22	Davis, Sammy, CB (2003-05)	27	Garrison, Gary, SE (1966-76)
13 Floyd, Malcom, WR (2004)*	22	Hester, Jacob, RB-FB (2008-11)	27	Edwards, Glen, FS (1978-81)
13 Walters, Bryan, WR (2011)	22	Carr, Chris, CB-KR (2012)	27	Allen, Jeff, CB (1982)
13 Ajiroto, Seyi, WR (2012)*	22	Cox, Derek, CB (2013)	27	Turner, John, DB (1984)
13 Allen, Keenan, WR (2013-16)	22	Verrett, Jason, CB (2014-16)	27	O'Hard, Ron, CB (1985)
14 Domres, Marty, QB (1969-71)	23	Low, Paul, RB (1960-68)	27	Hunter, Daniel, CB (1986-87)
14 Fouts, Dan, QB (1973-87)	23	Montgomery, Mike, RB (1971)	27	Floyd, Victor, RB (1989)

Continued next page

27	Frank, Donald, CB (1990-93)	33	Graham, Kenny, S (1964-69)	39	Jenkins, Keyvan, RB (1987)
27	Swift, Michael, CB (1997)	33	Thomas, Duane, RB (1972)	39	Woodhead, Danny, RB (2013-16)
27	Dirmy, Charles, CB (1998-99)	33	Woods, Don, RB (1974-80)	40	Jackson, Bob, FB (1962-63)
27	Darden, Tony, QB (2000)	33	Smith, Lucious, CB (1984-85)	40	Beauchamp, Joe, CB (1966-75)
27	Cody, Tay, CB (2001-03)	33	Martin, David, CB (1986)	40	Williams, Clarence, RB (1977-81)
27	Jue, Bhawoh, FS (2005-06)	33	Sullivan, John, SS (1986)	40	Jodat, Jim, RB (1982-83)
27	Oliver, Paul, S (2008-11)	33	Zachary, Ken, RB (1987)	40	Anderson, Gary, RB (1985-88)
27	Phillips, Adrian, S (2014)*	33	Brinson, Dana, RB (1989)	40	Fuller, James, S (1992-93)
27	Wilson, Jimmy, S (2015)	33	Harmon, Ronnie, RB (1990-95)	40	Montreuil, Mark, CB (1995-97)
27	Farrow, Kenneth, RB (2016)	33	Bouie, Kevin, RB (1996)	40	Harris, Derrick, FB (2001)
28	Womble, Royce, FL (1960)	33	Brown, Gary, RB (1997)	40	Naanee, Legedu, TE-WR (2007)*
28	Mendez, Mario, WR (1964)	33	Dodge, Dedrick, S (1998)	40	Cattouse, Sean, S (2012)
28	Speights, Dick, WR (1968)	33	Sanchez, Davis, CB (2001-02)	40	Desir, Pierre, CB (2016)
28	McGee, Willie, CB (1973)	33	Turner, Michael, RB (2004-07)	41	Flowers, Charlie, RB (1960-61)
28	Buchanan, Willie, CB (1979-82)	33	Hughes, Dante, CB (2009-11)	41	Whitmyer, Nat, CB (1966-67)
28	Greene, Ken, S (1983-84)	33	McClain, Le'Ron, FB (2012-13)	41	Tuckett, Phil, WR (1968)
28	Croudpf, David, CB (1985)	33	Ducré, Greg, CB (2015)	41	Matthews, Bo, RB (1974-79)
28	Rockford, Jim, CB (1985)	33	McCluster, Dexter, RB-KR (2016)	41	Russell, Booker, RB (1980)
28	Hudson, Mike, S (1987)	34	Zeman, Bob, S (1960-61, 65-66)	41	Jackson, Earnest, RB (1983-84)
28	Watts, Ted, S (1987)	34	Dragon, Oscar, RB (1972)	41	Simmons, King, S (1987)
28	Smith, Elliot, CB (1989)	34	Young, Rickey, RB (1975-77)	41	Fletcher, Terrell, RB (1995-02)
28	Elder, Donnie, CB (1990-91)	34	Harrington, LaRue, RB (1980)	41	Neal, Lorenzo, FB (2003-07)
28	Harper, Dwayne, CB (1994-98)	34	Patterson, Elvis, CB (1987-89)	41	Splittman, C.J., FS (2009-10)
28	Jenkins, Ronnie, RB-KR (2000-02)	34	Hendrickson, Steve, HB-LB (1990-94)	41	Lynch, Corey, S (2012)
28	Pippens, Jerrell, S (2004-05)	34	Craver, Aaron, RB (1997)	41	Williams, Steve, CB (2016)*
28	Gregory, Steve, S (2006-10)	34	Stephens, Tremayne, RB (1998-99)	41	Fenner, Lane, WR (1968)
28	Taylor, Brandon, S (2012)	34	Okanlawon, Tony, CB (2003)	42	Smith, Dave, RB (1970)
28	Draughn, Shaun, RB (2014)	34	Pinnock, Andrew, FB (2003-07)	42	Taylor, Jessie, RB (1972)
28	Gordon, Melvin, RB (2015-16)	34	Latsko, Billy, FB (2010)	42	Fuller, Mike, S (1975-80)
29	Nix, Doyle, CB (1960)	34	Whittaker, Fozzy, RB (2013)	42	Bell, Ricky, RB (1982)
29	Robinson, Jerry, WR (1962-64)	34	Brown, Donald, RB (2014-15)	42	Johnson, Pete, FB (1984)
29	Partee, Dennis K (1968-75)	34	Watt, Derek, FB (2016)	42	Adams, Curtis, RB (1985-88)
29	Williams, Mike, CB (1975-82)	35	Garner, Bob, CB (1960)	42	Russell, Leonard, RB (1996)
29	Hendy, John, CB (1985)	35	Braxton, Hezekiah, RB (1962)	42	Jackson, Greg, S (1997-99)*
29	Romes, Charles, CB (1987)	35	Travenio, Herb, K (1964-65)	42	Beckett, Rogers, S (2000-02)
29	Fuller, Joe, CB (1990)	35	Sartin, Dan, C (1969)*	42	Lassiter, Kwamie, S (2003)
29	Carrington, Darren, CB (1991-94)	35	Detwiler, Chuck, S (1970-72)	42	Hart, Clinton, S (2004-09)
29	Shaw, Terrance, CB (1995-99)	35	Thomas, Bob, RB (1973-74)	42	Wilson, Kion, LB (2010)
29	Turner, Scott, CB (1998-01)	35	Baker, Tony, RB (1975)	42	Nelson, Kyle, LS (2012)
29	Hatcher, Armon, S (2000)	35	Barnes, Lawrence, RB (1977-78)	42	Williams, Trevor, CB (2016)
29	Florence, Drayton, CB (2003-07)	35	Butts, Marion, RB (1989-93)	43	Bethune, Bob, S (1962)
29	Bennett, Michael, RB (2008-09)	35	Culver, Rodney, RB (1994)*	43	Glick, Gary, S (1963)
29	Bennett, Fred, CB (2010)	35	Bradley, Freddie, RB (1996)	43	Tolbert, Jim, S (1966-71, 76)
29	Wright, Shareece, CB (2011-14)	35	Gardner, Carlwell, FB (1997)	43	Anderson, Rickey, RB (1978)
29	Mager, Craig, CB (2015-16)	35	Fazande, Jermaine, RB (1999-00)	43	Gregor, Bob, S (1981-84)
30	Horton, Bob, LB (1964-65)	35	Lyle, Keith, FS (2002)	43	Spencer, Tim, RB (1985-90)
30	Salter, Bryant, S (1971-73)	35	Johnson, Leon, RB (2003)	43	Tulipouti, Peter, RB (1992)
30	Scarber, Sam, RB (1975-76)	35	Tolbert, Mike, FB (2008-11)	43	Young, Lonnie, S (1994)
30	Laird, Bruce, S (1982-83)	35	McClain, Robert, CB (2016)	43	Bynum, Kenny, RB (1997-00)
30	Byers, Scott, S (1984)	36	Harris, Dick, CB (1960-65)	43	Sproles, Darren, RB-KR (2005, 07-10)
30	King, David, CB (1985)	36	Marsh, Frank, CB (1967)	43	Oliver, Brandon, RB (2014-15)
30	Wyatt, Kevin, CB (1986)	36	Farley, Dick, S (1968-69)	44	Norris, Trusse, WR (1960)
30	Middleton, Frank, RB (1987)	36	Ray, Eddie, RB (1971)	44	Cordill, Ollie, WR (1967)
30	Seale, Sam, CB (1988-91)	36	Davis, Mike, SS (1987)	44	Trapp, Richard, WR (1969)
30	Pope, Marquez, DB (1992-93)	36	Mickles, Joe, RB (1990)	44	Fletcher, Chris, S (1970-76)
30	Carswell, Robert, S (2001-02)	36	Hall, Delton, S (1992)	44	Shaw, Pete, S (1977-81)
30	Strickland, Donald, CB (2010)	36	Ross, Kevin, S (1996)	44	Bayless, Martin, S (1987-91)
30	Brown, Ronnie, RB (2012, 2014)*	36	Lee, Lloyd, S (1998)	44	Castle, Eric, FS (1993-96)
30	Daniels, Matt, S (2015)	36	Fox, Vernon, S (2002-03)	44	McCrary, Fred, FB (1999-02)
31	Sayers, Ron, RB (1969)	36	Curry, Markus, CB (2006)	44	McGarrahan, Scott, S (2005)
31	Pattillo, Darrell, CB-S (1983)	36	Battle, Tra, S (2008)	44	Brinkley, Curtis, RB (2010-11)*
31	Kay, Bill, CB (1984)	36	Teal, Quinton, S (2010)	44	Battle, Jackie, RB (2012)
31	Corley, Anthony, RB (1985)	36	Brinkley, Curtis, RB (2012)*	44	Williams, Andre, RB (2016)
31	Powell, Jeff, RB (1987)	36	Smith, Dreamius, RB (2015)	45	Wallace, Henry, CB (1960)
31	Coleman, Leonard, S (1988)	36	Hillman, Ronnie, RB (2016)	45	Duncan, Leslie, CB (1964-70)
31	McEwen, Craig, HB (1989-91)	37	Ferguson, Howie, RB (1960)	45	Berry, Reggie, S (1972-74)
31	Davis, Brian, CB (1993)	37	Foster, Gene, RB (1965-70)	45	Stringer, Hal, CB (1975-80)
31	Clark, Willie, CB (1994-96, 1998)	37	Edwards, Cid, RB (1972-74)	45	Beaudoin, Doug, S (1981)
31	Perry, Jason, S (1999-01)	37	Bauer, Hank, FB (1977-82)	45	Williams, Henry, CB (1983)
31	Milligan, Hank, S (2004-05)	37	Dale, Jeff, S (1985-86, 1988)	45	Dennis, Mike, CB (1984)
31	Cromatite, Antonio, CB (2007-09)*	37	Orr, Terry, HB (1990)	45	Steels, Anthony, RB (1985, 1987)
31	Carter, Tyrone, S (2010)	37	Blaylock, Tony, CB (1991)	45	Goospede, Joey, FB (2002)
31	Sanders, Bob, S (2011)	37	Harrison, Rodney, S (1994-02)	45	Butler, Robb, S (2004)
31	Gas-ton, Rich, CB (2012)	37	Jahleel Addae, S (2013-16)	45	Cleveland, Asante, TE (2016)
31	Marshall, Richard, CB (2013-14)	38	MacKinnon, Jacque, TE (1961-69)	46	Scarpitto, Bob, DB (1961)
31	Phillips, Adrian, S (2015-16)*	38	Moss, Roland, TE (1970)	46	Sykes, John, RB (1972)
31	Allison, Jim, RB (1965-68)	38	Burns, Leon, RB (1971)	46	Colbert, Danny, CB (1974-76)
32	Parks, Billy, WR (1971)	38	White, Lee, RB (1972)	46	Muncie, Chuck, RB (1980-84)
32	Perry, Scott, CB (1980)	38	Holmes, Robert, RB (1973)	46	Harris, Walter, S (1987)
32	Henderson, Wyatt, CB (1981)	38	Thompson, Tommy, RB (1974)	46	Caravello, Joe, HB (1989-90)
32	Thomas, Jewell, RB (1984)	38	Berry, Ed, CB (1987)	46	Reeves, Walter, TE (1996)
32	Lewis, Terry, CB (1985)	38	Brock, Lou, CB (1987)	46	Beckwith, Darry, LB (2010)
32	Brown, Donald, CB (1986)	38	Hendrix, David, S (1995-97)	46	Landrum, Christopher, OLB (2016)
32	Spencer, Todd, RB (1987)	38	Dumas, Michael, S (1998-99)*	47	Whitehead, Bud, S (1961-68)
32	Brooks, Michael, FS (1989)	38	Layne, George, FB (2004)	47	Queen, Jeff, RB (1969-71)
32	Bieniemy, Eric, RB (1991-94)	38	Gilchrist, Marcus, CB (2011-14)	47	Williams, Sam, S (1974-75)
32	Chancey, Robert, FB (1997, 2000)	38	Reed, Trovon, CB (2016)	47	Duncan, Frank, S (1979-81)
32	House, Kevin, CB (2002-03)	39	Blair, George, K (1961-64)	47	Smith, Sherman, RB (1983)
32	Weddle, Eric, S (2007-15)	39	Van Raaphorst, Dick, K (1966-67)	47	Hoppes, Darrell, CB (1987)
32	Martin, Blanche, RB (1960)	39	Hill, Jim, S (1969-71)	47	Thomas, Johnny, CB (1989)
32	Gillett, Fred, LB (1962)	39	Dunlap, Leonard, CB (1972-74)	47	Mays, Jerry, RB (1990)

47	Mack, Cedric, CB (1991)	54	Wenzel, Ralph, G (1972)*	59	Woodard, Ken, LB (1988-89)
47	Johnson, AJ, CB (1995)	54	Gersbach, Carl, LB (1973-74)	59	Clark, Greg, LB (1991)
47	Middleton, Ron, TE (1995)	54	Flanagan, Ed, C (1975-76)	59	Young, Glenn, LB (1995-96)
47	Jackson, Greg, S (2000)*	54	Laslavic, Jim, MLB (1978, 80-81)	59	James, Toran, LB (1997)
47	McNeil, Ryan, CB (2001-02)	54	Smith, Billy Ray, LB (1983-92)	59	Haskins, Jon, LB (1998)
47	Windt, Mike, LB (2010-16)	54	Miller, Doug, LB (1993-94)	59	Tovar, Steve, LB (1998, 2000)
48	Rentz, Larry, CB (1969)	54	Gouveia, Kurt, LB (1996-98)	59	Rogers, Sam, LB (2001)
48	Smith, Ron, S (1973)	54	Hill, Eric, LB (1999)	59	Edwards, Donnie, LB (2002-06)
48	Dove, Jerome, CB (1977-80)	54	Cooper, Stephen, LB (2003-11)	59	Siler, Brandon, LB (2007-10)
48	Ellis, Allan, CB (1981)	54	Ingram, Melvin, LB (2012-16)	59	Gachkar, Andrew, LB (2011-14)
48	Fox, Tim, S (1982-84)	55	Buncom, Frank, LB (1962-67)	59	Fields, Carlos, LB (2016)
48	Brazley, Carl, DB (1987)	55	Mauk, Carl, C (1971-74)	59	King, Deon, OLB (2016)
48	Miller, Pat, LB (1987-88)	55	Hutcherson, Ken, LB (1975)	60	Kompara, John, DT (1960)
48	Kiel, Terrence, S (2003-06)	55	Horn, Bob, MLB (1976-81)	60	DeLuca, Sam, G (1960-61, 1963)
48	Dzubnar, Nick, ILB (2015-16)	55	Nelson, Derrie, LB (1983-86)	60	Klotz, Jack, DT (1962)
49	Warren, Jim, DB (1964-65)	55	Taylor, John, LB (1987)*	60	Mitchell, Ed, G (1965-66)
49	Dyer, Ken, WR (1968)	55	Collins, Jim, LB (1989)	60	Babich, Bob, LB (1970-72)
49	Eber, Rick, WR (1969)	55	Seau, Junior, LB (1990-02)	60	Audick, Dan, G (1978-80)
49	Young, Andre, S (1982-84)	56	Karas, Emil, LB (1960-64, 1966)	60	McKnight, Dennis, G-C (1982-88)
49	Moore, Brandon, LB (2010)	56	Bruggers, Bob, LB (1968-71)	60	Engel, Greg, C (1994-97)
50	Donnell, Ben, DE (1960)	56	White, Ray, LB (1972-73)*	60	Brown, Wilbert, G (1999)
50	Allen, Chuck, LB (1961-69)	56	Forsberg, Fred, LB (1974)	60	Ball, Jason, C (2002-04)
50	Protz, Jack, LB (1970)	56	Markovich, Mark, C (1975)*	60	Sims, Wes, G (2005)
50	Caffey, Lee Roy, LB (1972)	56	Rush, Bob, C (1977, 79-82)	60	Ndukwe, Ikechuku, G-T (2011)
50	Goode, Don, LB (1974-79)	56	Evans, Larry, LB (1983)	60	Molk, David, C (2012)
50	Bradley, Carlos, LB (1981-85)	56	Osby, Vince, LB (1984-85)	60	Remmers, Mike, T (2013)
50	Plummer, Gary, ILB (1986-93)	56	Allert, Ty, LB (1986-87)	60	Barnes, Trevor, C (2014-15)
50	Bin, David, LS (1994-10)	56	Banks, Chip, LB (1987)	61	Barnes, Ernie, G (1960-62)
50	Te'o, Manti, ILB (2013-16)	56	Thaxton, Galand, LB (1991)	61	Park, Ernest, G (1963-65)
51	Loudd, Rommie, LB (1960)	56	Sapp, Patrick, LB (1996-97)	61	Milks, Jack, LB (1966)
51	Frazier, Wayne, C (1962)	56	Ruff, Orlando, LB (1999-02)	61	Fetherston, Jim, LB (1968-69)
51	Degan, Dick, LB (1965-66)	56	Merriman, Shawne, LB (2005-10)	61	Dennis, AJ, G (1973)
51	Lenkatis, Bill, G (1968-70)	56	Butler, Donald, LB (2011-15)	61	Gay, Blend, DE (1974)
51	Lazetich, Pete, LB (1972-73)*	56	Toomer, Korey, ILB (2016)	61	Webb, Jimmy, DT (1981)
51	Andrews, Billy, LB (1974)	57	Bansavage, Al, G (1960)	61	Brown, Don, T (1983)
51	Lowe, Woodrow, LB (1976-86)	57	Bobo, Hubert, LB (1960)	61	Dallaflor, Ken, G (1985-88)
51	Brandon, David, LB (1995)*	57	Belotti, George, G (1961)	61	Floyd, Eric, OL (1990-91)
51	Figaro, Cedric, LB (1988-90)	57	Lane, Bob, LB (1963-64)	61	Keathley, Michael, G (2001-03)
51	Crews, Terry, LB (1993)	57	London, Mike, LB (1966)	61	Hardwick, Nick, C (2004-14)
51	Cummings, Joe, LB (1996)	57	Print, Bob, LB (1967-68)	61	Farris, John, G (1965-66)
51	Dixon, Gerald, LB (1998-01)	57	Withrow, Cal, C (1970)	62	Ericksen, Bernard, LB (1967-68)
51	Leber, Ben, LB (2002-05)	57	Rice, Floyd, LB (1973-75)	62	Wenzel, Ralph, G (1972)*
51	Dobbins, Tim, LB (2006-09)	57	Middleton, Rick, LB (1976-78)	62	Macek, Don, C (1976-89)
51	Spikes, Takeo, LB (2011-12)	57	King, Linden, LB (1978-85)	62	Coleman, Ben, G (2000)
51	English, Larry, OLB (2013)*	57	Benson, Thomas, LB (1986-87)	62	Hallen, Bob, G (2002-05)
51	Reddick, Kevin, ILB (2014)	57	Johnson, James, LB (1987)	62	Newberry, Jeremy, C (2008)
51	Emanuel, Kyle, OLB (2015-16)	57	Faucette, Chuck, LB (1987-88)	62	Dombrowski, Brandyn G-T (2009-11)
52	Rogers, Don, C (1960-64)	57	Browner, Keith, LB (1988)	63	Wilkinson, Doug, G (1971-84)
52	Latzke, Paul, C (1966-68)	57	Rolling, Henry, LB (1990-92)	63	Leonard, Jim, G (1985-86)
52	Sartin, Dan, C (1969)*	57	Williams, Jerrol, OLB (1993)	63	Diaz-Infante, David, G (1987)
52	White, Ray, LB (1971)*	57	Gibson, Dennis, LB (1994-95)	63	Comish, Frank, G (1990-91)
52	Douglas, Jay, T (1973-74)	57	Houston, Bobby, LB (1997)	63	Smoot, Ray, G (1993)
52	Stein, Bob, LB (1975)	57	Raab, Marc, LS (1998)	63	McKenzie, Raleigh, OL (1997-98)
52	Preston, Ray, LB (1976-84)	57	Smilen, Tracy, LB (1999)	63	Garmon, Kelvin, G (2002-03)
52	Fellows, Mark, OLB (1985-86)	57	Moreno, Zeke, LB (2001-04)	63	Mruczkowski, Scott, C (2005-11)
52	Snipes, Angelo, OLB (1986-87)	57	Wilhelm, Matt, LB (2003-08)	63	TROUTMAN, Johnnie, G (2013-14)
52	Jackson, Jeff, LB (1988)*	57	Lang, Brandon, LB (2010)	64	Shea, Pat, G (1962-65)
52	Mills, Jeff, LB (1990)	57	Mouton, Jonas, LB (2012)	64	Schmedding, Jim, G (1968-70)
52	Anno, Sam, LS (1992-93)	57	Legursky, Doug, C (2014)	64	Costa, Dave, DT (1972-73)
52	Gordon, Dwayne, LB (1995-96)	57	Mays, Joe, ILB (2015)	64	Aiu, Charles, G (1976-78)
52	Burgess, James, LB (1997-98)	57	Brown, Jatavis, ILB (2016)	64	Loewen, Chuck, G-T (1980-82, 84)
52	Reeves, John, LB (1999-00)	58	Cline, Doug, LB (1966)	64	Searcy, Bill, G (1985)
52	Holecck, John, LB (2001)	58	Erlandson, Tom, LB (1968)	64	Rodenhauser, Mark, C (1990-91)
52	Polk, Carlos, LB (2001-04, 06-07)	58	Jones, Harris, G (1971)	64	Whitley, Curtis, C (1992-94)
52	English, Larry, OLB (2009-12)*	58	Stratton, Mike, LB (1973)	64	Stoltenberg, Bryan, C (1996)
52	Walker, Reggie, LB (2013-14)*	58	Lee, Mike, LB (1974)	64	Jacox, Kendyl, OL (1998-01)
52	Peryman, Denzel, ILB (2015-16)	58	Graham, Tom, LB (1975-77)	64	Bogle, Phil, G (2003)
53	Breckman, Charlie, LB (1960)	58	Slater, Mark, C (1978)	64	Lekkerkerker, Cory, T (2006)*
53	Campbell, Jim, LB (1969)	58	Selmon, Dewey, MLB (1982)	64	Norman, Dennis, C (2009)
53	Rogers, Mel, LB (1971, 1974)	58	Green, Mike, LB (1983-85)	64	Albright, Ethan, LS (2010)
53	Myrtle, Chip, LB (1974)	58	Jackson, Jeff, LB (1987)*	64	Baxter, Colin, C (2011-12)
53	Mahalic, Drew, LB (1975)	58	Brandon, David, LB (1987-89)*	65	Gruneisen, Sam, C (1962-72)
53	Perretta, Ralph, G (1975-80)	58	Grayson, David Jr., LB (1991)	65	Markovich, Mark, C (1975)*
53	Lewis, David, LB (1982)	58	Murphy, Kevin, LB (1992)	65	Brown, Booker, T (1975-77)
53	Guendling, Mike, LB (1985)	58	Bush, Lew, LB (1993-99)	65	Doerger, Jerry, T (1985)
53	Douglas, Mike, OLB (1986)	58	Harvey, Richard, LB (2000)	65	Stadnik, John, C (1987)
53	Busick, Steve, LB (1987)	58	Godfrey, Randall, LB (2004-06)	65	Richards, David, T (1988-92)
53	Priest, Courtney, LB (1987)	58	Harris, Marques, LB (2009)*	65	Sienkiewicz, Troy, G (1995-97)*
53	Hall, Courtney, C (1989-96)	58	Smith, Derek, LB (2008)	65	Jackson, John, OL (1998-99)
53	Hamilton, Michael, LB (1997-99)	58	Neill, Ryan, LS (2010)	65	Brandt, David, G (2004)
53	Humphrey, Deon, LB (2000-01)	58	Obiozor, Cyril, LB (2010)	65	Withrow, Cory, C (2006-07)
53	Foley, Steve, LB (2005)	58	Diggs, Na'il, LB (2011)	65	Vasquez, Louis, G (2009-12)
53	Waters, Anthony, LB (2008)	58	Williams, Demorris, LB (2012)	65	Watt, Chris, G (2014-15)
53	Holt, James, LB (2009-10)	58	Williams, Tourek, OLB (2013-14, 16)	65	Cole, Fred, G (1960)
53	Gamble, Darryl, LB (2011)	58	Barnes, Pete, LB (1970-72)	66	Redman, Rick, LB (1965-73)
53	Guyton, Gary, LB (2012)	59	Anthony, Charles, LB (1974)	66	Shields, Billy, T (1975-83)
53	Manning, Terrell, ILB (2013)	59	Tate, Franklin, LB (1975)	66	Umphrey, Rich, G (1985)
53	Conner, Kavell, ILB (2014-15)	59	Thrift, Cliff, LB (1979-84)	66	Rosado, Dan, G (1987-88)
53	Perry, Joshua, LB (2016)	59	Bingham, Craig, LB (1985)	66	Mills, Jim, G-T (1996-97)
54	Botchan, Ron, LB (1960)	59	Hawkins, Andy, OLB (1986-87)	66	Nelson, Reginald, G-T (1999)
54	Good, Tom, LB (1966)	59	Taylor, John, LB (1987)*	66	Gogan, Kevin, G (2000)

Continued next page

All-Time Numerical Roster, cont.

66	Clayton, Carey, C (2001)	73	Guthrie, Keith, NT (1984)	80	Ridge, Houston, DT (1966-69)
66	Raymer, Cory, C (2002-03)	73	Briz, Darrick, G (1988)	80	Hardy, Kevin, DT (1971-72)
66	Clary, Jeromey, T (2007-13)	73	Toth, Tom, T (1990)	80	Parris, Gary, TE (1973-74)
66	Walton, J.D., C (2015)	73	May, Mark, G-T (1991)	80	West, Jeff, P (1976-78)*
67	Kempinska, Butch, G (1960)	73	Mooney, Mike, T (1993)	80	Winslow, Kellen, TE (1979-87)
67	Matsos, Archie, LB (1966)	73	Davis, Isaac, G (1994-96)*	80	Walker, Wayne, WR (1989)
67	White, Ed, G (1978-85)	73	Taylor, Aaron, OL (1998-99)	80	Jefferson, Shawn, WR (1991-95)
67	Feasel, Greg, T (1987)	73	McNeill, Marcus, T (2006-11)	80	Still, Bryan, WR (1996-99)
67	Goetz, Leo, T (1990-92)	73	Pulley, Spencer, C-G (2016)	80	Conway, Curtis, WR (2000-02)
67	Brock, Stan, T (1993-95)	74	Mix, Ron, T (1960-69)	80	Alexander, Stephen, TE (2003)*
67	Fortin, Roman, C (1998-00)	74	Rowe, Dave, DT (1974-75)	80	Floyd, Malcolm, WR (2006-15)*
67	Breedlove, Kevin, G (2003)	74	Kelcher, Louie, DT (1975-83)	81	Schleicher, Maury, DE (1960-62)
67	Hadnot, Rex, G (2012)	74	Lachey, Jim, T (1985-87)	81	Taylor, Sammie, WR (1964)
67	Becton, Nick, T (2013)	74	Gambol, Chris, T (1988)	81	Plump, Dave, WR (1966)
68	Ferrante, Orlando, G (1960-61)	74	Miller, Brett, T (1989)	81	Staggis, Jeff, LB (1966-71, 74)
68	Estes, Don, G (1966)	74	Jonassen, Eric, T (1993-94)	81	Andrews, John, TE (1972)
68	McCoy, Lloyd, G (1966)	74	Roundtree, Raleigh, T (1998-01)	81	Holiday, Ron, WR (1973)
68	Briggs, Bob, DE (1968-70)	74	Cesaire, Jacques, DE (2003-11)	81	Baker, Mel, WR (1975)
68	Wojcik, Greg, DT (1972-73)	74	Wells, Reggie, T (2012)	81	Thompson, Aundra, WR (1981)
68	Vertefeuille, Brian, G (1974)	74	Ohrnberger, Rich, C-G (2013-14)	81	Fitzke, Scott, WR (1981-82)
68	Jones, Leroy, DE (1976-83)	74	Franklin, Orlando, G (2015-16)	81	Carr, Roger, WR (1983)
68	Elko, Bill, NT (1984-87)	75	Wright, Ernie, T (1960-67)*	81	Bird, Steve, WR (1984)
68	Kowalski, Gary, T (1985-88)	75	Ferguson, Eugene, T (1969-70)	81	Ware, Timmie, WR (1986-87)
68	Goebel, Joe, C (1987)	75	Nowak, Gary, T (1971)	81	Muhamamd, Calvin, WR (1987)
68	Cocozzo, Joe, G (1993-97)	75	Jones, Deacon DE (1972-73)	81	Jones, Anthony, TE (1988)
68	Dielman, Kris, G (2003-11)	75	Tipton, Dave, DE (1974-75)	81	Strozier, Wilbur, TE (1988)
68	Slauson, Matt, C (2016)	75	Gissingner, Andrew, T (1982-84)	81	Walczak, Mark, TE (1989)*
69	Barry, Al, G (1960)	75	DiGiacomo, Curt, G (1986)	81	Lewis, Nate, WR (1990-93)
69	Jones, Curtis, G (1968)	75	Phillips, Joe, DE (1987-91)	81	Martin, Tony, WR (1994-97)
69	Gordon, Ira, T (1970-75)	75	Miller, Les, DE (1987)*	81	Davis, Wendell, TE (1998)
69	Lee, John, DT (1976-80)	75	Berti, Tony, T (1995-97)	81	Graham, Jeff, WR (1999-01)
69	Gofourth, Derrel, G (1983-84)	75	Wiley, Marcellus, DE (2001-03)	81	Alexander, Stephen, TE (2002)*
69	Bennett, Monte, DE (1987)	75	Jordan, Leander, T (2004-05)	81	Osgood, Kassim, WR (2003-09)
69	Miller, Les, DE (1988-89)*	75	Clark, Corey, T (2009)	81	McMichael, Randy, TE (2010-12)
69	Bordelon, Ben, G (1997)	75	Moll, Tony, T (2011)	81	Byrne, Jake, TE (2013)
69	Ellis, Ed, T (2001-03)	75	Scafe, Damik, DE (2012)	81	Herrndon, Javontee, WR (2015)
69	Green, Tyronne, G (2009-12)	75	Sirles, Jeremiah, G-T (2014)	81	Davis, Jeremy, WR (2016)
69	Smith, Willie, T (2013-14)	75	Hairston, Chris, G-T (2015-16)	82	Anderson, Ralph, TE (1960)
70	Peters, Volney, DT (1960)	76	Finneran, Gary, DT (1960)	82	Mittinger, Bob, LB (1963-66, 68)
70	Plunkett, Sherman, T (1961-62)	76	Schmidt, Henry, DT (1961-64)	82	DeLong, Steve, DE (1965-71)
70	Appleton, Scott, DT (1967-68)	76	Owens, Terry, T (1966-75)	82	Rossovich, Tim, LB (1972-73)
70	Washington, Russ, T (1968-82)	76	Ferguson, Keith, DE (1981-85)	82	Grannell, Dave, TE (1974)
70	FitzPatrick, James, T (1986-89)	76	Goff, Willard, DE (1987)	82	Curran, Pat, TE (1975-78)
70	Zandofsky, Mike, G (1990-93)	76	Thompson, Broderick, T (1987-92)	82	Brooks, Billy, WR (1981)
70	Parker, Vaughn, T (1994-03)	76	Williams, Jamal, DT (1998-09)	82	Duckworth, Bobby, WR (1982-84)
70	Oliva, Shane, T (2004-07)	76	Thomas, Cam, DT (2010-11)*	82	Rome, Tag, WR (1987)
70	Shelton, L.J., T (2008)	76	Fluker, D.J. (2013-16)	82	Bernstine, Rod, TE-RB (1987-92)
70	Boone, Alfonso, DE (2009-10)	77	Ladd, Ernie, DT (1961-65)	82	Dyal, Mike, TE (1993)
70	Schilling, Stephen, T (2011)*	77	Griffin, Jim, DT (1966-67)	82	Seay, Mark, WR (1993-95)
70	Haslam, Kevin, T (2012)	77	Wells, Robert, T (1968-70)	82	Jones, Charlie, WR (1996-99)
70	Schilling, Stephen, T (2013)*	77	East, Ron, DT (1971-73)	82	Gaylor, Trevor, WR (2001)
70	Ola, Michael, G (2015)	77	Teerlinck, John, DT (1974-75)	82	Caldwell, Reche, WR (2002-05)
70	Linkenbach, Jeff, G-T (2015)	77	Hardaway, Milton, T (1978)	82	Camrillio, Greg, WR (2006)
71	Chorovich, Dick, DT (1960)	77	Claphan, Sam, T (1981-87)	82	Sperry, Kory, TE (2010-11)
71	Moore, Fred, DT (1964-66)	77	Rouse, Curtis, G (1987)*	82	Kocourek, Dave, TE (2006-65)
71	Akin, Harold, T (1967-68)	77	Clay, John, T (1988)	82	Frazier, Willie, TE (1966-70)
71	Carr, Levert, T (1969)	77	Moten, Eric, G-T (1991-93, 95-96)	83	Carter, Mike, WR (1972)
71	Snowden, Cal, DE (1972-73)	77	Davis, Isaac, G (1997)*	83	Sweet, Joe, WR (1975)
71	Lazetich, Pete, LB (1974)*	77	McIntosh, Damion, T (2000-03)	83	Mialik, Larry, TE (1976)
71	Dean, Fred, DE (1975-81)	77	Dunlap, King (2013-16)	83	Jefferson, John, WR (1978-80)
71	Wheeler, Dwight, G (1987)	77	Selawski, Gene (1961)	83	Micho, Bob, TE (1984)
71	Charles, Mike, NT (1987-89)	78	Hudson, Richard, T (1962)	83	Johnson, Trumaine, WR (1985-86)
71	Milinchik, Joe, G (1993-94)	78	Sweeney, Walt, G (1963-73)	83	Davis, Bruce, WR (1987)
71	Graham, DeMingo, G (1999-01)	78	Brown, Bob, DT (1974)	83	Miller, Anthony, WR (1988-93)
71	Fonoti, Toniui, G (2002, 04-05)	78	Ehin, Chuck, DE-NT (1983-87)	83	Coleman, Andre, WR-KR (1994-96)
71	VanBuren, Courtney, T (2004)*	78	Patten, Joel, T (1989-90)	83	Burke, John, TE (1998)
71	Lekkerkerker, Cory, T (2006)*	78	Scott, DeQuincy, DT (2002-05)	83	Heiden, Steve, TE (1999-01)
71	Garay, Antonio, DT (2009-12)	78	Coleman, Andre, DE (2009)	83	Norman, Josh, TE (2002-03)
71	Guy, Lawrence, DE (2013-14)	78	Terry, Adam, T (2010)	83	Shaw, Bobby, WR (2004)
71	Square, Damion, DT (2015-16)	78	Gaither, Jared, T (2011-12)	83	Welker, Wes, WR (2004)
71	Kirner, Gary, T (1964-69)	78	Rinehart, Chad, G (2013-14)	83	Jackson, Vincent, WR (2005-11)
71	Owens, Joe, DE (1970)	78	Burwell, Tyreek, T (2015-16)	83	Phillips, John, TE (2013-15)
71	Singleton, Ron, T (1976)	78	Wright, Ernie, T (1972)*	83	Whalen, Griff, WR (2016)
71	Williams, Jeff, T (1981)	79	Hudson, Bill, DT (1961-62)	84	Maguire, Paul, LB-K (1960-63)
71	Hagood, Rickey, NT (1984)	79	Gross, George, DT (1963-67)	84	Baker, John, LB (1967)
71	Walker, Jeff, G (1986)	79	Rice, Andy, DT (1970-71)	84	Baccaglio, Martin, DE (1968)
71	Slovacek, Emil, T (1987)	79	Bacon, Coy, DE (1973-75)	84	Gillette, Walker, WR (1970-71)
71	Wilson, Karl, DE (1987-88)	79	Johnson, Gary, DT (1975-84)	84	Williams, Dave, WR (1972)
71	Swayne, Harry, T (1991-96)	79	Rouse, Curtis, G (1987)*	84	Klein, Bob, TE (1977-80)
71	Sienkiewicz, Troy, G (1998)*	79	Howard, Joey, T (1989)	84	Smith, Ron, WR (1980-81)
71	Pringle, Mike, DE (2000)	79	Miller, Les, DE (1990)*	84	Fortune, Hosea, WR (1983)
71	VanBuren, Courtney, T (2003)*	79	Savage, Tony, NT (1990, 92)	84	Dixon, Al, TE (1984)
71	Oben, Roman, T (2004-07)	79	Thomas, Cornell, DE (1994)	84	Egloff, Ron, TE (1984)
71	Schilling, Stephen, T (2012)*	79	Price, Marcus, T (1997-98)	84	Faulkner, Chris, TE (1985)
71	Palepoi, Tenny, DT (2014)*	79	Williams, Sammy, T (2002)	84	Williams, Al, WR (1987)
71	Barksdale, Joe, T (2015-16)	79	Page, Solomon, T (2003)	84	Gannon, Chris, TE (1989)
71	Martin, Larry, DT (1966)	79	Goff, Mike, G (2004-08)	84	Wilson, Walter, WR (1990)
71	Little, Larry, G (1967-68)	79	Runyan, Jon, T (2009)	84	Thigpen, Yancey, WR (1991)
71	Thomas, Lee, DE (1971-72)	79	Harris, Michael, T (2012-13)	84	Claiborne, Robert, WR (1992)
71	Boatright, Bon, DT (1974)	79	Wiggins, Kenny, G-T (2014-16)	84	Laing, Aaron, TE (1994)
71	DeJurnett, Charles, DT (1976-80)	80	Nery, Ron, DE (1960-62)	84	Ellison, Omar, WR (1995-96)

84	Crittenden, Ray, WR (1997)	89	Strozier, Art, TE (1970-71)	95	Phillips, Shaun, LB (2004-12)
84	Slaughter, Webster, WR (1998)	89	Mackey, John, TE (1972)	95	Geathers, Kwame, DT (2013)
84	Davis, Reggie, TE (1999-00)	89	Stewart, Wayne, TE (1974)	95	Palepo, Tenny, DT (2016)*
84	Whitman, Josh, TE (2001)	89	McDonald, Dwight, WR (1975-78)	96	Williams, Lester, NT (1986)
84	Peelle, Justin, TE (2002-05)	89	Chandler, Wes, WR (1981-87)	96	Winter, Blaise, DE (1986-87, 92-94)
84	Davis, Buster, WR (2007-10)	89	Flutie, Darren, WR (1988)	96	Baldwin, Keith, DE (1987-88)
84	McGrath, Sean, TE (2016)	89	Allen, Anthony, WR (1989)	96	Sasa, Don, DT (1995-96)
84	Alexander, Danario, WR (2012)	89	Walker, Derrick, TE (1990-93)	96	Hand, Norman, DT (1997-99)
85	Miller, Paul, DT (1962)	89	Mitchell, Shannon, TE (1994-96)*	96	Carson, Leonardo, DT (2001-03)
85	Petrich, Bob, DE (1963-66)	89	Hartley, Frank, TE (1997-98)	96	Ball, Dave, DE (2004-05)
85	Tanner, John, LB (1971)	89	Jacquet, Nate, WR-PR (2000)	96	Grennan, Keith, DE (2008)
85	Dicus, Chuck, WR (1971-72)	89	Boston, David, WR (2003)	96	Johnson, Travis, DT (2009-10)
85	Beirne, Jim, WR (1973-74)	89	Krause, Ryan, TE (2004-05)	96	Johnson, Jarret, LB (2012-14)
85	Owens, Artie, WR (1976-78)*	89	Chambers, Chris, WR (2007-09)	96	Unrein, Mitch, DT (2015)
85	Sievers, Eric, TE (1981-88)	89	Ajirotutu, Seyi, WR (2010)*	97	Simmons, Tony, DE (1985, 1987)
85	Holt, Harry, TE (1987)	89	Green, Ladarious, TE (2012-15)	97	Hinkle, George, DT (1988-91)
85	Parker, Andy, TE (1989)	89	Burse, Isaiah, WR-KR (2016)	97	Parrella, John, DT (1994-01)
85	Schwedes, Scott, WR (1990)	90	McGee, Carl, LB (1980)	97	Bingham, Ryan, DT (2005-08)
85	Taylor, Kitrick, WR (1990-91)	90	Woodcock, John, DE (1981-82)	97	Herron, David, LB (2010)
85	Stanley, Walter, WR (1992)	90	Robinson, Fred, DE (1984-86)	97	Bird, Brent, LB (2011-13)
85	Barnes, Johnnie, WR (1992-94)	90	Moore, Mack, DE (1986)	97	Attaochu, Jerry, OLB (2014-16)
85	Oliver, Jimmy, WR (1995)	90	Brown, Richard, LB (1990)	98	Unrein, Terry, NT (1986-87)
85	Rachal, Latario, WR (1997-98)	90	Wilcher, Mike, LB (1991)	98	Robinson, Gerald, DE (1989-90)
85	Galter, Tony, WR (1998)	90	White, Reggie, DT (1992-94)	98	McClendon, Skip, DE (1991)
85	Reed, Robert, WR (1999)	90	Barrie, Sebastian, DT (1995)	98	Skow, Jim, DE (1992)
85	Dwight, Tim, WR (2001-02)*	90	Coleman, Marco, DE (1996-98)	98	Lee, Shawn, DT (1992-97)
85	Gates, Antonio, TE (2003-16)	90	Dingle, Adrian, DE (2000-04)	98	Mohring, Michael, DT (1998-01)*
86	Faison, Earle, DE (1961-66)	90	Appelwhite, Antwan, LB (2008-10)	98	Robinson, Derreck, DE (2005-06)
86	Billsingsly, Ron, DT (1967-70)	90	Harris, Tommie, DE (2011)	98	Scott, Ian, DT (2008-09)
86	Grant, Wes, DE (1971)	90	Franklin, Aubrayo, DT (2012)	98	Barnes, Antwan, LB (2010-12)
86	Thaxton, James, TE (1973-74)	90	Keiser, Thomas, OLB (2013)	98	Lissemore, Sean, DT (2013-15)
86	Briscoe, Marlin, WR (1975)	90	Mathews, Ricardo, DE (2014-15)	98	Young, Wilbur, DE (1978-82)
86	Floyd, John, WR (1979-80)	90	Carrethers, Ryan, NT (2016)*	99	Williams, Lee, DE (1984-90)
86	Bendross, Jesse, WR (1984-85)	91	Reese, Don, DE (1981)	99	Marve, Eugene, LB (1992)
86	Moffett, Tim, WR (1987)	91	Ackerman, Rich, DE (1982-84)	99	Johnson, Raylee, DE (1993-99, 01-03)
86	Holland, Jamie, WR (1987-89)	91	Chickillo, Tony, NT (1984-85)	99	Olshansky, Igor, DE (2004-08)
86	Pupunu, Alfred, TE-HB (1992-97, 99)	91	O'Neal, Leslie, DE (1986, 1988-95)	99	Burnett, Kevin, LB (2009-10)
86	Mitchell, Shannon, TE (1997)*	91	Tuinei, Van, DE (1997)	99	LaBoy, Travis, LB (2011)
86	Ricks, Mikhael, WR (1998-00)	91	Smith, Neil, DE (2000)	99	Wynn, Jarius, DE (2013)
86	Batteaux, Patrick, WR (2001)	91	Price, Shawn, DT (2002)	99	Robinson, Adrian, OLB (2013)
86	Gilliam, Dondre, WR (2002-03)	91	Hand, Omari, DE (2003)	99	Law, Cordaroy, OLB (2014-15)
86	Mattos, Grant, WR (2003)	91	McKinney, Brandon, DT (2006-07)	99	Bosa, Joey, DE (2016)
86	McCardell, Keenan, WR (2004)*	91	Nwagbuo, Ogemdi, DE (2009-11)		
86	Manumaleuna, Brandon (2006-09)	91	Brown, Everette, LB (2011)		
86	Brown, Vincent, WR (2011, 13, 15)	91	Reyes, Kendall, DE (2012-15)		
86	Miller, Kyle, TE (2015)	91	Reid, Carau, DT (2016)		
86	Henry, Hunter, TE (2016)	92	Williams, Eric, LB (1984)		
87	Clark, Howard, TE (1960-61)	92	Garnett, Scott, NT (1985)		
87	Kindig, Howard, DE (1965-67)	92	Hardison, Dee, DE (1986-87)		
87	White, Andre, TE (1968)	92	Grossman, Burt, DE (1989-93)		
87	Williams, Tom, DT (1970-71)	92	Griggs, David, LB (1994)		
87	Aldridge, Lionel, DE (1972-73)	92	Harden, Cedric, DE (1999)		
87	Davis, Harrison, WR (1974)	92	Mickell, Darren, DE (2000)		
87	Dorsey, Larry, WR (1976-77)	92	Fisk, Jason, DT (2002-04)		
87	Burton, Larry, WR (1978-79)	92	Harris, Marques, LB (2005-08)*		
87	Scales, Dwight, WR (1981-83)	92	Martin, Vaughn, DE (2009-12)		
87	Ferguson, Kevin, TE (1987)	92	Thomas, Cam, DT (2013)*		
87	Early, Quinn, WR (1988-90)	92	Carrethers, Ryan, NT (2014-15)*		
87	Young, Duane, TE (1991-95)	92	Mebane, Brandon, NT (2016)		
87	Roche, Brian, TE (1996-97)	93	Wilson, Earl, DE (1985-87)		
87	Thelwell, Ryan, WR (1998)	93	Pettitt, Duane, DE (1987)		
87	Penn, Chris, WR (1999)	93	Keys, Tyrone, DE (1988)		
87	Jones, Reggie, WR (2000-01)	93	Thornton, George, DT (1991-92)		
87	Vanover, Tamarick, WR (2002)	93	Davis, Reuben, DT (1994-97)		
87	Dwight, Tim, WR (2003-04)*	93	Simpson, Antoine, DT (2000)		
87	McCardell, Keenan, WR (2005-06)*	93	Demaree, Chris, DE (2002)		
87	Chandler, Scott, TE (2007)	93	Leverette, Otis, DE (2003)		
87	Washington, Kelley, WR (2010)	93	Downing, Eric, DT (2004)		
87	Spurlock, Micheal, WR-KR (2012)	93	Castillo, Luis, DE (2005-11)		
88	Norton, Don, WR (1960-66)	93	Thomas, Cam, DT (2012)*		
88	Day, Tom, DE (1967)	93	Freaney, Dwight, OLB (2013-14)		
88	Huey, Gene, WR (1969)	93	Philon, Darius, DE (2015-16)		
88	Norman, Pettis, TE (1971-73)	93	Kirk, Randy, LB (1987-88, 91)		
88	Gordon, Dick, WR (1974)	94	Mims, Chris, DE (1992-96, 98-99)		
88	Cotton, Craig, TE (1975)	94	Mohring, Michael, DT (1997)*		
88	Bradley, Chuck, TE (1975-76)	94	Taylor, Shannon, LB (2000)		
88	McCrary, Gregg, TE (1978-80)	94	Tanuvasa, Maa, DT (2001)		
88	Holohan, Pete, TE (1981-87)	94	Pollard, Robert, DE (2004)		
88	Cox, Arthur, TE (1988-91)	94	Gbaja-Biamila, Akbar, LB (2006)		
88	Walczak, Mark, TE (1991)*	94	Tucker, Jyles, LB (2007-10)		
88	May, Deems, TE (1992-96)	94	Liuget, Corey, DE (2011-16)		
88	Jones, Freddie, TE (1997-01)	95	Humiston, Mike, LB (1987)		
88	Parker, Eric, WR (2002-06)	95	Miller, Les, DE (1994)*		
88	Wilson, Kris, TE (2008-10)	95	Campbell, Joe, LB (1988-89)		
88	Rosario, Dante, TE (2012)	95	Benson, Mitchell, DT (1991)		
88	Johnson, David, TE (2014-15)	95	Brady, Jeff, LB (1993)		
88	Butler, Jeremy, WR (2016)	95	Miller, Les, DE (1994)*		
89	Gob, Art, DE (1960)	95	Edwards, Vernon, DE (1996)		
89	Carolan, Reg, TE (1962-63)	95	Fuller, William, DE (1997-98)		
89	Carpenter, Ron, LB (1964-65)	95	Fontenot, Al, DE (1999-01)		
89	McCall, Ron, LB (1967-68)	95	Salave'a, Joe, DT (2003)		

STUBHUB CENTER



StubHub Center



GENERAL SEATING

2017 SEASON TICKET PRICES

 LOWER CENTER WEST	\$3,750	 MEZZANINE SIDELINE	\$1,800
 LOWER CENTER EAST	\$3,250	 SOUTH ENDZONE	\$1,650
 LOWER SIDELINE	\$2,550	 LOWER NORTH ENDZONE	\$1,350
 MEZZANINE MID FIELD	\$2,200	 NORTH ENDZONE	\$700

VISIT CHARGERS.COM OR CALL 1-877-CHARGERS

The StubHub seating chart is for informational purposes only. Maps are not to scale and are subject to change without notice. Quality seat locations for our fans with disabilities are available. For Accessible Seating information, call 1-877-CHARGERS. The Chargers accept Visa, MasterCard, American Express, personal checks, money orders and cash for all season ticket purchases.





***GENERAL
INFORMATION***

2017 NFL SCHEDULE

*Sunday night games in Weeks 5-15 subject to change. Week 17 Sunday night game TBD

WEEK 1 — (All Times Pacific)

Thursday, September 7, 2017

Kansas City at New England ... 5:30 p.m.

Sunday, September 10, 2017

N.Y. Jets at Buffalo ... 10:00 a.m.

Atlanta at Chicago ... 10:00 a.m.

Baltimore at Cincinnati ... 10:00 a.m.

Pittsburgh at Cleveland ... 10:00 a.m.

Arizona at Detroit ... 10:00 a.m.

Jacksonville at Houston ... 10:00 a.m.

Tampa Bay at Miami ... 10:00 a.m.

Oakland at Tennessee ... 10:00 a.m.

Philadelphia at Washington ... 10:00 a.m.

Indianapolis at L.A. Rams ... 1:05 p.m.

Seattle at Green Bay ... 1:25 p.m.

Carolina at San Francisco ... 1:25 p.m.

N.Y. Giants at Dallas ... 5:30 p.m.

Monday, September 11, 2017

New Orleans at Minnesota ... 4:10 p.m.

Chargers at Denver ... 7:20 p.m.

WEEK 2

Thursday, September 14, 2017

Houston at Cincinnati ... 5:25 p.m.

Sunday, September 17, 2017

Cleveland at Baltimore ... 10:00 a.m.

Buffalo at Carolina ... 10:00 a.m.

Arizona at Indianapolis ... 10:00 a.m.

Tennessee at Jacksonville ... 10:00 a.m.

Philadelphia at Kansas City ... 10:00 a.m.

New England at New Orleans ... 10:00 a.m.

Minnesota at Pittsburgh ... 10:00 a.m.

Chicago at Tampa Bay ... 10:00 a.m.

Miami at Chargers ... 1:05 p.m.

N.Y. Jets at Oakland ... 1:05 p.m.

Dallas at Denver ... 1:25 p.m.

Washington at L.A. Rams ... 1:25 p.m.

San Francisco at Seattle ... 1:25 p.m.

Green Bay at Atlanta ... 5:30 p.m.

Monday, September 18, 2017

Detroit at New York ... 5:30 p.m.

WEEK 3

Thursday, September 21, 2017

L.A. Rams at San Francisco ... 5:25 p.m.

Sunday, September 24, 2017

Baltimore at Jacksonville ... 6:30 a.m.

(at London)

Denver at Buffalo ... 10:00 a.m.

New Orleans at Carolina ... 10:00 a.m.

Pittsburgh at Chicago ... 10:00 a.m.

Atlanta at Detroit ... 10:00 a.m.

Cleveland at Indianapolis ... 10:00 a.m.

Tampa Bay at Minnesota ... 10:00 a.m.

Houston at New England ... 10:00 a.m.

Miami at N.Y. Jets ... 10:00 a.m.

N.Y. Giants at Philadelphia ... 10:00 a.m.

Seattle at Tennessee ... 1:05 p.m.

Cincinnati at Green Bay ... 1:25 p.m.

Kansas City at Chargers ... 1:25 p.m.

Oakland at Washington ... 5:30 p.m.

Monday, September 25, 2017

Dallas at Arizona ... 5:30 p.m.

WEEK 4

Thursday, September 28, 2017

Chicago at Green Bay ... 5:25 p.m.

Sunday, October 1, 2017

New Orleans at Miami ... 6:30 a.m.

(at London)

Buffalo at Atlanta ... 10:00 a.m.

Pittsburgh at Baltimore ... 10:00 a.m.

Cincinnati at Cleveland ... 10:00 a.m.

L.A. Rams at Dallas ... 10:00 a.m.

Tennessee at Houston ... 10:00 a.m.

Detroit at Minnesota ... 10:00 a.m.

Carolina at New England ... 10:00 a.m.

Jacksonville at N.Y. Jets ... 10:00 a.m.

San Francisco at Arizona ... 1:05 p.m.

Philadelphia at Chargers ... 1:05 p.m.

N.Y. Giants at Tampa Bay ... 1:05 p.m.

Oakland at Denver ... 1:25 p.m.

Indianapolis at Seattle ... 5:30 p.m.

Monday, October 2, 2017

Washington at Kansas City ... 5:30 p.m.

WEEK 5

Thursday, October 5, 2017

New England at Tampa Bay ... 5:25 p.m.

Sunday, October 8, 2017

Buffalo at Cincinnati ... 10:00 a.m.

N.Y. Jets at Cleveland ... 10:00 a.m.

Carolina at Detroit ... 10:00 a.m.

San Francisco at Indianapolis ... 10:00 a.m.

Tennessee at Miami ... 10:00 a.m.

Chargers at N.Y. Giants ... 10:00 a.m.

Arizona at Philadelphia ... 10:00 a.m.

Jacksonville at Pittsburgh ... 10:00 a.m.

Seattle at L.A. Rams ... 1:05 p.m.

Baltimore at Oakland ... 1:05 p.m.

Green Bay at Dallas ... 1:25 p.m.

Kansas City at Houston* ... 5:30 p.m.

Monday, October 9, 2017

Minnesota at Chicago ... 5:30 p.m.

Byes: Atlanta, Denver, New Orleans,

Washington

WEEK 6

Thursday, October 12, 2017

Philadelphia at Carolina ... 5:25 p.m.

Sunday, October 15, 2017

Miami at Atlanta ... 10:00 a.m.

Chicago at Baltimore ... 10:00 a.m.

Cleveland at Houston ... 10:00 a.m.

Green Bay at Minnesota ... 10:00 a.m.

Detroit at New Orleans ... 10:00 a.m.

New England at N.Y. Jets ... 10:00 a.m.

San Francisco at Washington ... 10:00 a.m.

Tampa Bay at Arizona ... 1:05 p.m.

L.A. Rams at Jacksonville ... 1:05 p.m.

Pittsburgh at Kansas City ... 1:25 p.m.

Chargers at Oakland ... 1:25 p.m.

N.Y. Giants at Denver* ... 5:30 p.m.

Monday, October 16, 2017

Indianapolis at Tennessee ... 5:30 p.m.

Byes: Buffalo, Cincinnati, Dallas, Seattle

WEEK 7

Thursday, October 19, 2017

Kansas City at Oakland ... 5:25 p.m.

Sunday, October 22, 2017

Tampa Bay at Buffalo ... 10:00 a.m.

Carolina at Chicago ... 10:00 a.m.

Tennessee at Cleveland ... 10:00 a.m.

New Orleans at Green Bay ... 10:00 a.m.

Jacksonville at Indianapolis ... 10:00 a.m.

Arizona at L.A. Rams ... 10:00 a.m.

(at London)

N.Y. Jets at Miami ... 10:00 a.m.

Baltimore at Minnesota ... 10:00 a.m.

Cincinnati at Pittsburgh ... 10:00 a.m.

Dallas at San Francisco ... 1:05 p.m.

Denver at Chargers ... 1:25 p.m.

Seattle at N.Y. Giants ... 1:25 p.m.

Atlanta at New England* ... 5:30 p.m.

Monday, October 23, 2017

Washington at Philadelphia ... 5:30 p.m.

Byes: Detroit, Houston

WEEK 8

Thursday, October 26, 2017

Miami at Baltimore ... 5:25 p.m.

Sunday, October 29, 2017

Minnesota at Cleveland ... 6:30 a.m.

(at London)

Oakland at Buffalo ... 10:00 a.m.

Indianapolis at Cincinnati ... 10:00 a.m.

Chargers at New England ... 10:00 a.m.

Chicago at New Orleans ... 10:00 a.m.

Atlanta at N.Y. Jets ... 10:00 a.m.

San Francisco at Philadelphia ... 10:00 a.m.

Carolina at Tampa Bay ... 10:00 a.m.

Houston at Seattle ... 1:05 p.m.

Dallas at Washington ... 1:25 p.m.

Pittsburgh at Detroit* ... 5:30 p.m.

Monday, October 30, 2017

Denver at Kansas City ... 5:30 p.m.

Byes: Arizona, Green Bay, Jacksonville, L.A.

Rams, N.Y. Giants, Tennessee

WEEK 9

Thursday, November 2, 2017

Buffalo at N.Y. Jets ... 5:25 p.m.

Sunday, November 5, 2017

Atlanta at Carolina ... 10:00 a.m.

Indianapolis at Houston ... 10:00 a.m.

Cincinnati at Jacksonville ... 10:00 a.m.

Tampa Bay at New Orleans ... 10:00 a.m.

L.A. Rams at N.Y. Giants ... 10:00 a.m.

Denver at Philadelphia ... 10:00 a.m.

Baltimore at Tennessee ... 10:00 a.m.

Arizona at San Francisco ... 1:05 p.m.

Washington at Seattle ... 1:05 p.m.

Kansas City at Dallas ... 1:25 p.m.

Oakland at Miami* ... 5:30 p.m.

Monday, November 6, 2017

Detroit at Green Bay ... 5:30 p.m.

Byes: Chicago, Cleveland, **Chargers**, Min-

nesota, New England, Pittsburgh

WEEK 10**Thursday, November 9, 2017**

Seattle at Arizona 5:25 p.m.

Sunday, November 12, 2017

New Orleans at Buffalo 10:00 a.m.

Green Bay at Chicago 10:00 a.m.

Cleveland at Detroit 10:00 a.m.

Pittsburgh at Indianapolis 10:00 a.m.

Chargers at Jacksonville... 10:00 a.m.

N.Y. Jets at Tampa Bay 10:00 a.m.

Cincinnati at Tennessee 10:00 a.m.

Minnesota at Washington 10:00 a.m.

Houston at L.A. Rams 1:05 p.m.

Dallas at Atlanta 1:25 p.m.

N.Y. Giants at San Francisco... 1:25 p.m.

New England at Denver* 5:30 p.m.

Monday, November 13, 2017

Miami at Carolina 5:30 p.m.

Byes: *Baltimore, Kansas City, Oakland, Philadelphia***WEEK 11****Thursday, November 16, 2017**

Tennessee at Pittsburgh 5:25 p.m.

Sunday, November 19, 2017

Detroit at Chicago 10:00 a.m.

Jacksonville at Cleveland 10:00 a.m.

Baltimore at Green Bay 10:00 a.m.

Arizona at Houston 10:00 a.m.

L.A. Rams at Minnesota 10:00 a.m.

Washington at New Orleans 10:00 a.m.

Kansas City at N.Y. Giants 10:00 a.m.

Buffalo at Chargers 1:05 p.m.

Cincinnati at Denver 1:25 p.m.

New England at Oakland 1:25 p.m.

(at Mexico City)

Philadelphia at Dallas* 5:30 p.m.

Monday, November 20, 2017

Atlanta at Seattle 5:30 p.m.

Byes: *Carolina, Indianapolis, Miami, N.Y. Jets, San Francisco, Tampa Bay***WEEK 12****Thursday, November 23, 2017**

Minnesota at Detroit 9:30 a.m.

Chargers at Dallas 1:30 p.m.

N.Y. Giants at Washington 5:30 p.m.

Sunday, November 26, 2017

Tampa Bay at Atlanta 10:00 a.m.

Cleveland at Cincinnati 10:00 a.m.

Tennessee at Indianapolis 10:00 a.m.

Chicago at Kansas City 10:00 a.m.

Miami at New England 10:00 a.m.

Carolina at N.Y. Jets 10:00 a.m.

Chicago at Philadelphia 10:00 a.m.

New Orleans at L.A. Rams 1:05 p.m.

Seattle at San Francisco 1:05 p.m.

Jacksonville at Arizona 1:25 p.m.

Denver at Oakland 1:25 p.m.

Green Bay at Pittsburgh* 5:30 p.m.

Monday, November 27, 2017

Houston at Baltimore 5:30 p.m.

WEEK 13**Thursday, November 30, 2017**

Washington at Dallas 5:25 p.m.

Sunday, December 3, 2017

Minnesota at Atlanta 10:00 a.m.

Detroit at Baltimore 10:00 a.m.

New England at Buffalo 10:00 a.m.

San Francisco at Chicago 10:00 a.m.

Tampa Bay at Green Bay 10:00 a.m.

Indianapolis at Jacksonville 10:00 a.m.

Denver at Miami 10:00 a.m.

Carolina at New Orleans 10:00 a.m.

Kansas City at N.Y. Jets 10:00 a.m.

Houston at Tennessee 10:00 a.m.

Cleveland at Chargers 1:05 p.m.

L.A. Rams at Arizona 1:25 p.m.

N.Y. Giants at Oakland 1:25 p.m.

Philadelphia at Seattle* 5:30 p.m.

Monday, December 4, 2017

Pittsburgh at Cincinnati 5:30 p.m.

WEEK 14**Thursday, December 7, 2017**

New Orleans at Atlanta 5:25 p.m.

Sunday, December 10, 2017

Indianapolis at Buffalo 10:00 a.m.

Minnesota at Carolina 10:00 a.m.

Chicago at Cincinnati 10:00 a.m.

Green Bay at Cleveland 10:00 a.m.

San Francisco at Houston 10:00 a.m.

Seattle at Jacksonville 10:00 a.m.

Oakland at Kansas City 10:00 a.m.

Detroit at Tampa Bay 10:00 a.m.

Tennessee at Arizona 1:05 p.m.

N.Y. Jets at Denver 1:05 p.m.

Washington at Chargers ... 1:05 p.m.

Philadelphia at L.A. Rams 1:25 p.m.

Dallas at N.Y. Giants 1:25 p.m.

Baltimore at Pittsburgh* 5:30 p.m.

Monday, December 11, 2017

New England at Miami 5:30 p.m.

WEEK 15**Thursday, December 14, 2017**

Denver at Indianapolis 5:25 p.m.

Saturday, December 16, 2017

Chicago at Detroit 1:30 p.m.

Chargers at Kansas City ... 5:25 p.m.**Sunday, December 17, 2018**

Miami at Buffalo 10:00 a.m.

Green Bay at Carolina 10:00 a.m.

Baltimore at Cleveland 10:00 a.m.

Houston at Jacksonville 10:00 a.m.

Cincinnati at Minnesota 10:00 a.m.

N.Y. Jets at New Orleans 10:00 a.m.

Philadelphia at N.Y. Giants ... 10:00 a.m.

Arizona at Washington 10:00 a.m.

L.A. Rams at Seattle 1:05 p.m.

New England at Pittsburgh ... 1:25 p.m.

Tennessee at San Francisco ... 1:25 p.m.

Dallas at Oakland* 5:30 p.m.

Monday, December 18, 2017

Atlanta at Tampa Bay 5:30 p.m.

WEEK 16**Saturday, December 23, 2017**

Indianapolis at Baltimore 1:30 p.m.

Minnesota at Green Bay 5:30 p.m.

Sunday, December 24, 2017

Tampa Bay at Carolina 10:00 a.m.

Cleveland at Chicago 10:00 a.m.

Detroit at Cincinnati 10:00 a.m.

Miami at Kansas City 10:00 a.m.

Buffalo at New England 10:00 a.m.

Atlanta at New Orleans 10:00 a.m.

Chargers at N.Y. Jets. 10:00 a.m.

L.A. Rams at Tennessee 10:00 a.m.

Denver at Washington 10:00 a.m.

Jacksonville at San Francisco .. 1:05 p.m.

Buffalo at New England 1:25 p.m.

Seattle at Dallas 1:25 p.m.

Monday, December 25, 2017

Pittsburgh at Houston 1:30 p.m.

Oakland at Philadelphia 5:30 p.m.

WEEK 17***Sunday, December 31, 2017**

Carolina at Atlanta 10:00 a.m.

Cincinnati at Baltimore 10:00 a.m.

Green Bay at Detroit 10:00 a.m.

Houston at Indianapolis 10:00 a.m.

Buffalo at Miami 10:00 a.m.

Chicago at Minnesota 10:00 a.m.

N.Y. Jets at New England 10:00 a.m.

Washington at N.Y. Giants ... 10:00 a.m.

Dallas at Philadelphia 10:00 a.m.

Cleveland at Pittsburgh 10:00 a.m.

New Orleans at Tampa Bay ... 10:00 a.m.

Jacksonville at Tennessee 10:00 a.m.

Kansas City at Denver 1:25 p.m.

Oakland at Chargers 1:25 p.m.

San Francisco at L.A. Rams 1:25 p.m.

Arizona at Seattle 1:25 p.m.

AFC AND NFC WILD CARD PLAYOFFS

January 6-7, 2018

AFC AND NFC DIVISIONAL PLAYOFFS

January 13-14, 2018

AFC AND NFC CHAMPIONSHIP**GAMES**

Sunday, January 21, 2018

PRO BOWL

Sunday, January 28, 2018

SUPER BOWL LI

Sunday, February 4, 2018

2017 NFL PRESEASON SCHEDULE

Thursday, August 3

NFL/Hall of Fame Game at Canton, Ohio
Arizona vs. Dallas (NBC) 5:00 p.m.

WEEK 1

Wednesday, August 9

Houston at Carolina 4:30 p.m.

Thursday, August 10

Minnesota at Buffalo 4:00 p.m.
Atlanta at Miami 4:00 p.m.
Washington at Baltimore 4:30 p.m.
Jacksonville at New England 4:30 p.m.
Denver at Chicago 5:00 p.m.
New Orleans at Cleveland 5:00 p.m.
Philadelphia at Green Bay 5:00 p.m.

Friday, August 11

Pittsburgh at N.Y. Giants 4:00 p.m.
Tampa Bay at Cincinnati 4:30 p.m.
San Francisco at Kansas City 6:00 p.m.

Saturday, August 12

Tennessee at N.Y. Jets 4:30 p.m.
Dallas at L.A. Rams 6:00 p.m.
Oakland at Arizona 6:00 p.m.

Sunday, August 13

Detroit at Indianapolis 10:30 a.m.

Seattle at Chargers 5:00 p.m.

WEEK 2

Thursday, August 17

Baltimore at Miami 4:00 p.m.

Buffalo at Philadelphia 4:00 p.m.
Tampa Bay at Jacksonville (ESPN) . . . 5:00 p.m.

Friday, August 18

Minnesota at Seattle 7:00 p.m.

Saturday, August 19

Carolina at Tennessee 12:00 p.m.
Kansas City at Cincinnati 4:00 p.m.
Indianapolis at Dallas 4:00 p.m.
N.Y. Jets at Detroit 4:30 p.m.
Green Bay at Washington 4:30 p.m.
New England at Houston 5:00 p.m.
Chicago at Arizona 6:00 p.m.
L.A. Rams at Oakland 7:00 p.m.
Denver at San Francisco 7:00 p.m.

Sunday, August 20

Atlanta at Pittsburgh 1:00 p.m.
New Orleans at Chargers ... 5:00 p.m.

Monday, August 21

N.Y. Giants at Cleveland (ESPN) . . . 5:00 p.m.

WEEK 3

Thursday, August 24

Miami at Philadelphia 4:00 p.m.
Carolina at Jacksonville 4:30 p.m.

Friday, August 25

New England at Detroit 4:00 p.m.
Kansas City at Seattle (CBS) ... 5:00 p.m.

Saturday, August 26

Arizona at Atlanta 4:00 p.m.
Buffalo at Baltimore 4:00 p.m.

N.Y. Jets at N.Y. Giants 4:00 p.m.
Indianapolis at Pittsburgh 4:30 p.m.
Cleveland at Tampa Bay 4:30 p.m.
Oakland at Dallas 5:00 p.m.

Chargers at L.A. Rams (CBS) ... 5:00 p.m.

Houston at New Orleans 5:00 p.m.
Green Bay at Denver 6:00 p.m.

Sunday, August 27

Chicago at Tennessee (FOX) . . . 10:00 a.m.
Cincinnati at Washington (FOX) . . . 1:30 p.m.
San Francisco at Minnesota (NBC) . . . 5:00 p.m.

WEEK 4

Thursday, August 31

Jacksonville at Atlanta 4:00 p.m.
Detroit at Buffalo 4:00 p.m.
L.A. Rams at Green Bay 4:00 p.m.
Cincinnati at Indianapolis 4:00 p.m.
Philadelphia at N.Y. Jets 4:00 p.m.
Philadelphia at Carolina 4:30 p.m.
N.Y. Giants at New England ... 4:30 p.m.
Washington at Tampa Bay 4:30 p.m.
Cleveland at Chicago 5:00 p.m.
Dallas at Houston 5:00 p.m.
Miami at Minnesota 5:00 p.m.
Baltimore at New Orleans 5:00 p.m.
Tennessee at Kansas City 5:30 p.m.
Arizona at Denver 6:00 p.m.
Seattle at Oakland 7:00 p.m.
Chargers at San Francisco .. 7:00 p.m.

CHARGERS RADIO NETWORK

As the Chargers' flagship English-language radio partner, iHeartMedia Los Angeles will air all preseason, regular-season and postseason Chargers games on KFI AM-640 – No. 1 in news, talk and sports in LA, Orange County and San Diego. In addition to game broadcasts, KFI AM-640, Alt 98.7 and AM 570 LA Sports will broadcast 10 hours of gameday coverage. iHeartMedia Los Angeles' eight radio stations will also support the Chargers with year-round programming and promotional content, including a weekly Chargers series that will air on AM 570 LA Sports during the season. Listeners can also hear the stations' broadcasts via iHeartRadio, iHeartMedia's all-in-one digital music, podcasting and live streaming radio service.



**MATT "MONEY"
SMITH**
Play-by-Play

Additionally, for the past seven years, Smith has handled play-by-play for Compass Media Network's coverage of NFL games, NCAA football and NCAA basketball and has also done television play-by-play for the Pac-12 Network and the NFL on Fox. From 2005-09, Smith hosted AM 570's Los Angeles Lakers pregame, halftime and post-game shows, and he was part of the National Association of Broadcasters Hall of Fame morning program 'Kevin and Bean' on KROQ 106.7 FM in Los Angeles from 1995-2005.

The newest member of the Chargers broadcast team and a fixture in Los Angeles sports for more than two decades, Smith is a co-host of the nationally syndicated Petros & Money Show on AM 570. He is also a fantasy football analyst on the NFL Network's NFL Fantasy Live show and is regularly featured as part of NFL.com's coverage of the NFL Draft, the NFL Scouting Combine and the Super Bowl.



NICK HARDWICK

Analyst

Former Chargers center Nick Hardwick is in his second season as the Chargers' color analyst after spending the 2015 season as a sideline reporter.

Hardwick retired in January 2015, capping off a career that spanned 146 games as the Chargers' starting center, including 10 postseason contests.

A third-round pick (66th overall) in 2004, Hardwick was voted to the Pro Bowl in 2006 and four times in subsequent seasons he was named an alternate for the league's all-star game. He was a three-time pick as the team's Lineman of the Year (2011-13), named Most Inspirational twice (2010 and 2013), and was selected to the Chargers' 50th Anniversary All-Time Team in 2009.

A native of Indianapolis, Ind., Hardwick played collegiately at Purdue University where he earned All-Big Ten honors.

Hardwick and his wife, Jayme, have two sons, Hudson and Theodore.

CHARGERS EN ESPANOL

KFWB 980 AM, housed under the Lotus Communications umbrella, will serve as the Chargers' flagship Spanish-language radio station. As is the case with its English-language counterpart, KFWB 980 AM will broadcast all preseason, regular-season and postseason Chargers games, including pre and postgame shows. The station, which dates back to 1925 and was the first to broadcast the annual Rose Parade in Pasadena, Calif., will also air a weekly Chargers series throughout the season.



JORGE VILLANUEVA

Play-by-Play

Villanueva is in his 24th season as the Spanish voice of the Chargers. He hosts and produces "En Contacto con los Chargers," the official Spanish TV show of the team, which

is seen in San Diego, Los Angeles and Baja California. Villanueva previously worked as a sports director and anchor for KBNT-TV (Channel 17) Univision in San Diego, as well as for Televisa Baja California from 1989-94. He has 30 years of experience in sports journalism, and his play-by-play experience includes soccer, baseball and boxing. Villanueva handles the Spanish play-by-play for the Holiday Bowl and the NCAA's Bowl Championship Series. He spent the 2001-03 seasons as the football play-by-play voice for the USC Trojans and the 1994-96 seasons with the San Diego State Aztecs. In 2004, Villanueva received an invitation to join the American Sportscasters Association.



TONY ÁLVAREZ

Analyst

Tony Álvarez (Antonio de Jesús Álvarez Ramírez) is in his second season as the color analyst for Los Angeles Chargers radio broadcasts in Spanish.

A native of Tijuana, Baja California, Álvarez currently serves as a sports anchor and reporter for Sintesis-TV in Tijuana. Álvarez's live broadcast experience includes stints with soccer's Tijuana Xolos handling color commentary and baseball's Tijuana Truenos as their lead play-by-play voice.

Álvarez graduated from the Autonomous University of Baja California, Campus Tijuana in 2011 with a degree in communications. He has a wealth of television and radio broadcast experience, including work with ESPN Mexico, Multimediales Deportes, La Afición de Milenio, TV Tijuana, Milenio Radio Tijuana, TJSports.Net and Uniradio TV.

CHARGER AFFILIATES

Chargers radio broadcasts throughout the season will be able to be heard across nine radio stations from Southern California to Nevada. Fans can listen in English on **KGB-FM** and **KLSD AM** (San Diego), **KNWZ** (Palm Springs), **KNWH-FM** (Yucca Valley), **KRLV-FM** (Las Vegas), **KRAK-AM** (Victorville/Hesperia), **KATY-FM** (San Bernardino) and **KPLY-AM** (Reno). Spanish broadcasts can be heard on **XHFG-FM** (San Diego).

Los Angeles Chargers preseason games and 'Access Chargers' will be broadcast by a total of nine television affiliates across California, Hawaii, Nevada and Utah. Television stations include **KLAS** (Las Vegas), **KBAK/KFFX** (Bakersfield), **KGMB** (Honolulu), **KSWT** (Yuma/Imperial Valley), **KMIR** (Palm Springs), **KGPE** (Fresno) and **ABC4** in Salt Lake City. In San Diego, **CBS8** will carry preseason games vs. Seattle (Aug. 13) and at San Francisco (Aug. 31), while **CW San Diego** will broadcast the preseason game vs. New Orleans (Aug. 20) as well as 'Access Chargers' for the 2017 season.

