

**CINCINNATI
BENGALS**



2017 MEDIA GUIDE



CINCINNATI BENGALS

One Paul Brown Stadium, Cincinnati, Ohio 45202

Administrative Offices: (513) 621-3550 | FAX: (513) 621-3570

Bengals Ticket Hotline: (513) 621-8383 | Toll-free Ticket Hotline: (866) 621-8383

www.bengals.com

2017 SCHEDULE

Preseason

DAY	DATE	OPPONENT	TIME
Fri.	Aug. 11	TAMPA BAY	7:30 p.m.
Sat.	Aug. 19	KANSAS CITY	7 p.m.
Sun.	Aug. 27	at Washington (FOX)	4:30 p.m.
Thurs.	Aug. 31	at Indianapolis	7 p.m.

Regular season

DAY	DATE	OPPONENT	TIME
Sun.	Sept. 10	BALTIMORE	1 p.m.
Thurs.	Sept. 14	HOUSTON (NFL Network)	8:25 p.m.
Sun.	Sept. 24	at Green Bay	4:25 p.m.
Sun.	Oct. 1	at Cleveland	1 p.m.
Sun.	Oct. 8	BUFFALO*	1 p.m.
Sun.	Oct. 15	— BYE —	
Sun.	Oct. 22	at Pittsburgh*	1 p.m.
Sun.	Oct. 29	INDIANAPOLIS*	1 p.m.
Sun.	Nov. 5	at Jacksonville*	1 p.m.
Sun.	Nov. 12	at Tennessee*	1 p.m.
Sun.	Nov. 19	at Denver*	4:25 p.m.
Sun.	Nov. 26	CLEVELAND*	1 p.m.
Mon.	Dec. 4	PITTSBURGH (ESPN)	8:30 p.m.
Sun.	Dec. 10	CHICAGO*	1 p.m.
Sun.	Dec. 17	at Minnesota*	1 p.m.
Sun.	Dec. 24	DETROIT	1 p.m.
Sun.	Dec. 31	at Baltimore*	1 p.m.

All times are Eastern.

An asterisk (*) denotes a game subject to flexible scheduling.

2017 MEDIA GUIDE

TABLE OF CONTENTS

INFORMATION FOR NEWS MEDIA	TEAM HISTORY
Covering the Bengals 2	Team chronology 182-193
Bengals media 3	All-time results 194-205
Bengals in the community 4	Regular season and postseason 194-200
	Preseason 201-202
	By opponent 202-205
	Preseason vs. 2017 opponents 205
	Coaching history 206-208
	Head coaches 206
	Assistant coaches 206
	Year-by-year coaching staffs 207-208
	Player history 209-223
	All-time roster 209-212
	Uniform numbers 213-216
	Trades 217-218
	Drafts 219-222
	Alumni list 223
	Statistics history 224-289
	Year-by-year team statistics 224-272
	Offense/defense — year-by-year team totals 273
	Offense/defense — year-by-year team rankings 274
	Year-by-year individual leaders 275-278
	All-time individual statistics 279-285
	Superlative performances 286-288
	Last times 289
	Longest plays 289
	Miscellaneous history 290
	Pro Bowl history 290
	Hall of Fame history 291
	Stadium history 292-293
	Pro football history in Cincinnati 294
	Miscellaneous facts and figures 295-298
	Postseason history 299-332
	Bengals postseason individual records 299-302
	Bengals postseason team records 303
	Opponents' postseason individual records 304-305
	Opponents' postseason team records 306
	All-time postseason statistics 307-308
	Year-by-year postseason statistics 309-322
	Postseason game summaries 323-332
STAFF	
Team directory 5	
Head Coach Marvin Lewis 6	
Assistant coaches 7-16	
PLAYERS	
Alphabetical roster 18	
Numerical roster 19	
Pronunciation guide 20	
Player biographies (all are ordered alphabetically) 21-147	
2016 REVIEW	
NFL standings 150	
Regular-season statistics 151	
Game-by-game team statistics 152	
Best performances 153	
Starting lineups 154	
Regular-season participation chart 155	
Transactions (7-28-16 through 6-22-17) 156-157	
Game summaries 158-165	
Preseason statistics 166	
Preseason participation chart 167	
RECORDS*	
Bengals regular-season individual records 170-175	
Bengals regular-season team records 176-178	
Opponents' regular-season individual records 179	

(*NOTE: Postseason records can be found on pages 299-306 in the postseason portion of the team history section.)

The Cincinnati Bengals 2017 media guide is published by The Cincinnati Bengals, Inc. (copyright © 2017). It was prepared by PJ Combs and Pete Schramm of the Bengals' media relations department, with assistance provided by Jack Brennan, Inky Moore, Emily Parker, Pat Martin and James Rowe. Design, typography and layout by PJ Combs. Research and statistical assistance provided by Elias Sports Bureau. Photography by Greg Rust and Associated Press. Printing by BPT Communication Solutions, Cincinnati, Ohio.

Permission to use and/or reprint information from this media guide is granted to news reporters/organizations for the purpose of journalistic news coverage of The Cincinnati Bengals. Any other person or organization wishing to use and/or reprint information from this media guide for any reason must obtain written permission from The Cincinnati Bengals.

All information in this media guide is accurate through June 22, 2017.

MEDIA RELATIONS CONTACTS

PJ Combs
Director of Media Relations
Direct: (513) 455-8349
pj.combs@bengals.nfl.net

Pete Schramm
Manager of Media Relations
Direct: (513) 455-8433
pete.schramm@bengals.nfl.net

Emily Parker
Director of Communications
Direct: (513) 455-8989
emily.parker@bengals.nfl.net

GAME DAYS

MEDIA CREDENTIAL POLICY

To receive a media credential for a Bengals game, one must be a member of an accredited news organization with a legitimate working function that requires access to the stadium. No one under 18 years old may use a credential. Interns of news organizations are not permitted to use credentials unless prior clearance from the Bengals' media relations department is sought and granted. Media are not permitted to have guests of any kind (executives, sponsors, advertisers, friends, family, etc.) in secured areas of the stadium (in the press box/booth area, on the field, in the locker rooms, etc.) at any time. Credential privileges can be revoked if any part of this policy is not honored. Credential use is monitored.

CREDENTIALS FOR HOME GAMES

All credential requests for home games should be made in writing by the media organization's manager — the sports editor of a newspaper, for example, or the sports director of a TV or radio station. Send all requests to the attention of Bengals Director of Media Relations PJ Combs (pj.combs@bengals.nfl.net). All requests should be e-mailed no later than 5 p.m. on the Mondays preceding the games. Please specify the types of credentials requested — reporter, photographer or otherwise — and note whether locker room access is necessary. Also note whether you wish to pick up the credentials in person or have them left at media will call. All credentials are nontransferable.

MEDIA ENTRANCE AND MEDIA WILL CALL

Media should enter Gate F, which is located on ground level off Pete Rose Way on the northeast side of the stadium. The media check-in table is located at the bottom of the NE ramp, which is just inside Gate F. Media will call is at the check-in table. Gate F opens five hours prior to kickoff (at 8 a.m. for a 1 p.m. game). To enter, each reporter or photographer must meet the following three conditions: (1) He/she must have the proper credential; (2) he/she must present a government-issued photo ID (e.g., a driver's license); and (3) his/her name must be on the media list (names must be provided to Bengals PR by your sports editor/director prior to each home game). All equipment/baggage will be searched prior to entering. After leaving the media check-in table, white and red signs will direct media to the press box and the photographers' work area.

TELEPHONES/WI-FI ACCESS

There are general-use telephones (analog only) located in the media work room behind the third row of the press box. They provide free local calls, but require an 800 number for long distance service. In addition, high-speed wireless

internet access is available in the press box and in the photographers' work area on field level. The wireless internet service is free.

POSTGAME INTERVIEWS/LOCKER ROOM ACCESS

For media with locker room access, the locker rooms are opened for interviews with players and coaches within 12 minutes after games. Both the Bengals' and the visitors' locker rooms have news conference rooms for news conferences with the head coaches and key players. Both news conference rooms include built-in mult-box systems for television and radio reporters, as well as proper lighting and audio amplification. TV/radio media may access the rooms before games to set up equipment for use after games.

CREDENTIALS FOR AWAY GAMES

All credential requests for away games should be made in writing by the media organization's manager — the sports editor of a newspaper, for example, or the sports director of a TV or radio station. Place all requests to the attention of Director of Media Relations PJ Combs (pj.combs@bengals.nfl.net). All requests should be e-mailed no later than 10 days before the game. Please specify the types of credentials required — reporter, photographer or otherwise — and note whether locker room access is necessary. Media from outside the Greater Cincinnati area should submit requests to the home team.

HOTEL ACCOMMODATIONS FOR AWAY GAMES

Place all requests to Bengals Director of Operations Jeff Brickner (jeff.brickner@bengals.nfl.net) no later than 5 p.m. on the Tuesdays before the games. Please note the types of accommodations required.

2017 HOTELS ON THE ROAD

PRESEASON

Sat., Aug. 26 (at Washington)	JW Marriott (Washington D.C.)	(202) 393-2000
Wed., Aug. 30 (at Indianapolis)	JW Marriott (Indianapolis)	(317) 860-5800

REGULAR SEASON

Sat., Sept. 23 (at Green Bay)	Radisson (Paper Valley)	(920) 733-8000
Sat., Sept. 30 (at Cleveland)	Hilton (Cleveland Downtown)	(216) 413-5000
Sat., Oct. 21 (at Pittsburgh)	Westin (Convention Center, Pitt.)	(412) 281-3700
Sat., Nov. 4 (at Jacksonville)	Marriott (Jacksonville)	(904) 296-2222
Sat., Nov. 11 (at Tennessee)	Marriott (Nashville Airport)	(615) 889-9300
Sat., Nov. 18 (at Denver)	Westin (Denver Downtown)	(303) 572-9100
Sat., Dec. 16 (at Minnesota)	Radisson Blu (Minneapolis Downtown)	(612) 339-4900
Sat., Dec. 30 (at Baltimore)	Marriott (Ball. Inner Harbor/Camden)	(410) 962-0202

DURING THE WEEK

MEDIA ROOM

The Bengals have a media workroom at Paul Brown Stadium that is available for use during business hours on the days that team facilities are open to media. High-speed wireless internet service is free.

PRACTICES

Most practices after training camp are partially open to local and national media. Contact the Bengals' media relations department for more information.

HEAD COACH INTERVIEWS

The Bengals' head coach is available for interviews in a news conference setting at scheduled times during training camp, as well as during each week of

the regular season and postseason. Contact the Bengals' communications department for times.

LOCKER ROOM/PLAYER INTERVIEWS

The team's locker room at Paul Brown Stadium is open to the media at scheduled times during the week. Contact the Bengals' communications department for times.

TV INTERVIEWS

Space for television reporters to conduct interviews is available upon request. Chairs and electrical outlets for lighting are available, but background materials and lights are not provided.

BENGALS MEDIA

TEAM TALENT



Dan Hoard



Geoff Hobson



Brad Johansen



Dave Lapham



Anthony Munoz



Mike Valpredo

WEBSITE AND SOCIAL MEDIA

The Cincinnati Bengals' official Web site (www.bengals.com) offers a variety of features, including up-to-the-down live coverage of every game, complete with news and analysis. During the season, the site provides breaking news, daily team updates and extensive multimedia offerings, including weekly news conferences as well as one-on-one video interviews with players and coaches throughout the week and following each game.

Geoff Hobson, former Bengals beat reporter for both The Cincinnati Post and The Cincinnati Enquirer, is the Web site editor. Also on www.bengals.com are the club's roster, depth chart, biographies of coaches and players, as well as information regarding tickets, cheerleaders and Paul Brown Stadium.

Fans and media also may follow the Cincinnati Bengals on Facebook (www.facebook.com/bengals), Twitter (@bengals) and Instagram (@bengals).

RADIO NETWORK

Games will be aired this season on the Bengals Radio Network, led by three flagship stations in the Cincinnati market. All games will be carried by Cincinnati's WCKY-AM (ESPN 1530) and WEBN-FM (102.7). Once the Major League Baseball season is over, games also will be aired on WLW-AM (700).

Dan Hoard, a former sports director and broadcaster on WXIX-TV (FOX 19) in Cincinnati, is in his seventh season as the radio play-by-play voice. He also is the radio voice of University of Cincinnati football and basketball, and he has prior experience as the play-by-play voice on Bengals preseason TV.

Dave Lapham, a Bengals offensive lineman from 1974-83, is in his 32nd consecutive season as the analyst on the team's radio broadcasts. In past years, Lapham has been an analyst for NFL games on both NBC-TV and FOX-TV, Big 12 games on FOX-TV, and the NFL Europe League's World Bowl game on Sporting News Radio.

As of June 22, the Bengals Radio Network included the following stations:

OHIO		
CITY	STATION	FREQUENCY
Athens.....	WATH-AM	970
Celina.....	WCSCM-FM	96.7
Chillicothe.....	WBEX-AM	1490
Cincinnati.....	WCKY-AM	1530
	WEBN-FM	102.7
	WLW-AM	700
Columbus.....	WXZX-FM	105.7

Dayton.....	WTUE-FM	104.7
Findlay.....	WBVI-FM	96.7
Lancaster.....	WLOH-FM	104.5
Lima.....	WIMA-AM	1150
Logan.....	WLOH-FM	99.3
Marietta.....	WMOA-AM	1490
Marion.....	WMRN-AM	1490
Marysville.....	WQTT-AM	1270
Portsmouth.....	WIOI-AM	1010

KENTUCKY

Cynthiana.....	WCYN-FM	102.3
Garrison.....	WOKE-FM	98.3
Louisville.....	WKRK-AM	790
Paintsville.....	WKYH-AM	600
Somerset.....	WTLO-AM	1480

INDIANA

Vevay.....	WKID-FM	95.9
------------	---------	------

WEST VIRGINIA

Charleston.....	WJYP-AM	1300
	WMON-AM	1340
Huntington.....	WRVC-AM	930
Ravenswood.....	WMOV-AM	1360
	WMOV-FM	106.7

PRESEASON TELEVISION

Brad Johansen and Anthony Munoz team up in the broadcast booth for this season's games on the Bengals Preseason TV Network. Johansen is the play-by-play announcer, and Munoz is the color analyst. Mike Valpredo is the sideline reporter.

For the 29th time in the past 30 years, Cincinnati's WKRC-TV (CBS Channel 12) is the flagship station of the network. Also on the network are WKEF-TV (ABC Ch. 22) in Dayton, Ohio; WSYX-TV (ABC Ch. 6) in Columbus, Ohio;

WLIO-TV (FOX Ch. 8.2) in Lima, Ohio; WDKY-TV (FOX Ch. 56) in Lexington, Ky.; and WDRB-TV (FOX Ch. 41) in Louisville, Ky.

Johansen is news anchor at Cincinnati's WKRC-TV and is in his seventh season in the preseason play-by-play role. He has previously served as play-by-play voice on Bengals radio. Munoz, the Bengals' Hall of Fame offensive tackle, is in his 20th season as preseason analyst. Valpredo has worked as a sports anchor in Columbus, Ohio. He is in his 13th season in the sideline reporter role.

WEEKLY TELEVISION SHOW

The Bengals produce a weekly television show — Bengals Weekly with Marvin Lewis, hosted by Dan Hoard and Dave Lapham — that will air every Sunday morning during the 2017 NFL regular season at 11:30 a.m. on

WKRC-TV (Channel 12) in Cincinnati.

The show also will air on Sundays at 10:30 a.m. on WRGT-TV (FOX Ch. 45) in Dayton and at 12 a.m. on WWHO-TV (CW Ch. 53) in Columbus.

BENGALS IN THE COMMUNITY

REACHING OUT TO HELP OTHERS

The Cincinnati Bengals have a strong commitment to making a difference in the community, generating more than \$1 million each year for community groups. This includes direct Bengals corporate contributions, NFL Charities, and other efforts with business partners.

The Bengals believe there are many great organizations, foundations and charities in the Greater Cincinnati area and choose to cast a broad net to support these groups. With more than 100 organizations supported each year, it would be hard for fans to not have their lives touched by an organization supported by the Bengals. Every level of the organization — from players to owners to coaches to staff — is involved in the effort.

Additionally, the team's player relations department coordinates visits by players year-round to schools, hospitals and other community sites. The team averages 250-300 individual player appearances per year.

UNITED WAY

The Bengals have been strong partners with United Way of Greater Cincinnati for many years.

"This support is through initiatives that come as a result of the decades-old NFL-United Way national partnership, and also through the team's financial aid, with efforts such as the sports team license plates that the Bengals initiated," said Rob Reifsnnyder, the organization's president. "We are very appreciative of the Bengals' involvement."

The Bengals were a prime mover in developing Ohio's team-branded license plate program, working with state officials. Through this program, the Bengals have directed hundreds of thousands of dollars in new funding to the United Way and the Greater Cincinnati Sports Corporation.

ELEMENTARY/HIGH SCHOOL FIELDS

The Bengals and the NFL Foundation teamed up to contribute \$150,000 to the La Salle High School athletic department, topping off a fundraising effort that raised \$325,000 to install a new synthetic turf field at Lancer Stadium. The new field allows for more football games and practices, as well as other sporting events, physical education classes and band usage.

The grant is the latest in an ongoing program in which the Bengals and the NFL have coordinated to distribute \$1.65 million to local schools for new fields. Other schools include Clinton-Massie High School, Covington Catholic High School, Deer Park Jr./Sr. High School, Lockland High School, Oak Hills High School, Taylor High School, Withrow University High School and Midway Elementary School.

TASTE OF THE NFL

The Taste of the NFL program in partnership with the Freestore Foodbank raises more than \$100,000 annually and provides approximately 400,000 meals in the area each year. Since its inception in 2003, the Taste of the NFL has raised the equivalent of more than three million meals for the Freestore Foodbank's efforts.

"The Bengals are one of our largest partners," said Kurt Reiber, president of the Freestore Foodbank, "and the team's support allows us to reach a great spectrum of potential donors we otherwise would not reach. Our Taste of the NFL event is one of our largest single-day fundraisers."

MARVIN LEWIS COMMUNITY FUND

Bengals coach Marvin Lewis formed the Marvin Lewis Community Fund in 2003 to create positive change in Cincinnati. The Fund's mission is to empower youth in the region through education. It has raised more than \$11.6 million, and more than 90 percent of that money has been reinvested into core programs.

MLCF's Learning Is Cool educational incentive program rewards students for strong academic performance. The program encourages more than 29,000 first-grade through eighth-grade students in Cincinnati Public, North College Hill and Middletown City Schools and first-grade through 12th-grade students in Covington Independent Public Schools to make the "A" honor roll each quarter. Students who make "A" two quarters of the year are invited to an event where Lewis and Bengals players reward them for their achievements.

PLAYER FOUNDATIONS

There are substantial efforts undertaken by players, assistant coaches and alumni to give back to the community. Examples include:

- The Andy & Jordan Dalton Foundation provides daily support, opportunities, resources and life-changing experiences to seriously ill and physically challenged children and their families in Cincinnati and Fort Worth.

- The Carlos Dunlap Foundation provides children with engaging and enriching activities to help them learn and grow, including working with

underprivileged high school students to provide college readiness tools and throwing birthday parties for homeless kids who have never had one.

- The Run Gio Foundation, launched by Giovanni Bernard, provides children of Haiti with an opportunity for a quality education. In addition to supporting education, the foundation offers youth football camps, free of charge, to children who may not have had the opportunity to attend otherwise.

- Michael Johnson started the MJ93 Fund with the mission to educate kids on the importance of capitalizing on their talents and abilities with educational and technological programs, to increase their awareness of proper nutrition and exercise for healthier bodies to avoid obesity, diabetes and heart disease, and to mentor and encourage them on how to be successful.

- Dre Kirkpatrick's 21 Kids Foundation strives to improve public health, promote educational opportunities and enhance community development efforts. In addition, Kirkpatrick aims to create and sustain a healthy environment for the mental health community and assist youth in improving academics and athletics.

- Brandon LaFell started The LaFell Group in 2010 to empower, enrich and create educational experiences for men, women, children and their families. The group is specifically focused on bringing awareness to the challenge many children face with speech delay.

NFL PLAY 60

Bengals players have enthusiastically supported the NFL's Play 60 program that encourages kids to enjoy at least 60 minutes of vigorous outdoor activity per day, and also to adopt a proper diet. Some Bengals players have reached the 15-20 range in number of school visits.

In 2016, the Bengals presented Sycamore High School with a \$10,000 Bengals Fuel Up to Play 60 Hometown Grant. The grant was used to upgrade the school's cycle room with spin bikes that have desks attached and support a smoothie bar in the blended learning café.

HOMETOWN HUDDLE

Hometown Huddle is an NFL and United Way initiative administered by the Marvin Lewis Community Fund to create a lasting change in the community.

In 2016, Bengals players, coaches and staff contributed to numerous improvements at the Ryan Sports Complex in the Westwood neighborhood of Cincinnati. The complex did not previously have a playground. The main focus for this project was to create a challenge course, install fitness equipment around the track, update the community garden, resurface and update a basketball court and hand paint park benches and picnic tables.

The 2017 Hometown Huddle project will take place at the Life Learning Center in Covington, Ky. Enhancements include adding an outdoor play structure and indoor rock wall as part of the child care facility that is offered to those who are enrolled at the Life Learning Center. Additionally, a community garden will be added to promote a healthier and happier lifestyle through growing and sharing fresh fruits, vegetables and herbs.

TOYS FOR TOTS

For more than 25 years, the Bengals have partnered with the U.S. Marine Corps Reserves for the Toys for Tots program. The Bengals' toy collection is one of the largest Toys for Tots collections held during the holidays each year. In 2016, Bengals fans contributed 3,600 toys and \$22,000 in cash. More than 54,000 children in the eight-country Tri-State area benefited from the collection.

HIGH SCHOOL COACH OF THE WEEK

The NFL High School Football Coach of the Week program is designed to recognize local high school coaches who continuously demonstrate hard work and dedication to their football programs and the health and safety of their players. This program also provides high schools with financial assistance through \$1,000 grants that help maintain and upgrade their football programs.

INSIDEOUT INITIATIVE

The Bengals have teamed up with the InSideOut Initiative in an effort to transform the current win-at-all-costs sports culture, where the value is often defined by the win-loss record, to a culture that defines and promotes sports as a human growth experience that focuses on the intentional development of the educational, social and emotional well-being of each student-athlete.

The Bengals hosted an event for nearly 40 local high schools. Each school brought a four-person implementation team made up of the athletic administrator, high school football coach, female coach of influence and one additional school leader. The role of this team upon completion of the training was to create a school specific implementation action plan to reclaim the educational purpose of sports.

TEAM DIRECTORY

2017

ADMINISTRATION

President
Mike Brown

Senior Vice President — Player Personnel
Pete Brown

Executive Vice President
Katie Blackburn

Vice President — Player Personnel
Paul Brown

Vice President
Troy Blackburn

Administration Assistant
Jan Sutton

BUSINESS OPERATIONS

Director of Operations
Jeff Brickner

Director of Business Development
Bob Bedinghaus

Director of Security
Rusty Guy

Directors of Technology
Michael Kayes, Jo Ann Ralstin

Human Resources and Payroll Coordinator
Kelly Kirby

Receptionists
Ellen Gilker, Cat Malone

FINANCE

Chief Financial Officer
Johanna Kappner

Controller
Keith Theissen

Staff Accountant
Dave Tracy

Accounts Payable Specialist
Tracey Sailer

SALES/MARKETING/BROADCASTING

Vice President — Chief Marketing Officer
Brian Sells

Director of Corporate Sales
Ryan Holmes

Senior Corporate Sales Managers
Tom Severino, Matt Sikich

Corporate Sales Manager
Andrew Durbin

Director of Partnership Activation
Jamie Berkley

Partnership Activation Manager
Madison Fennell

Partnership Activation Coordinators
Haley Jones, Samantha Prierer

Senior Suite Sales Manager
T.J. Wagner

Suite Services Manager
Alex Simons

COMMUNICATIONS

Director of Communications
Emily Parker

Director of Media Relations
PJ Combs

Manager of Media Relations
Pete Schramm

Bengals.com Editor
Geoff Hobson

Manager of Website and Graphic Design
Darius Howard

Manager of New Digital Production and Social Media
Steven Hudy

TICKETS

Director of Ticket Operations
Tim Kelly

Director of Ticket Sales and Service
Duane Haring

Director of Sales Analytics
Andrew Brown

Manager of Inside Sales
Matt Ritchie

Manager of Season Ticket Member Services
Katharina Hiergeist

Account Managers, Season Ticket Member Services
Zoe Bodart, Tim Schmidt, Matt Sierzputowski

Account Executives, Season Ticket Sales
Keith Benjamin, Jimmy Hermann, Kostas Koyfis, Matt Peccia, Kyle Seyfried, Joe Toth, Amelia Wiggins

Senior Account Executive and Team Lead, Group Sales
Matt Ingram

Account Executive, Group Sales
Sean Fleming

Ticket Operations
Joe Hearn, Barry Katz, Bob Mullen

MERCHANDISE

Merchandise Manager
Monty Montague

Pro Shop Manager
Steve Wolf

Warehouse Manager
Ron Runk

PAUL BROWN STADIUM

Managing Director
Eric Brown

JungleVision Producer
Scott Simpson

Private Events Manager
Rachel Geiger

PLAYER PERSONNEL

Director of Player Personnel
Duke Tobin

Personnel Executives
Mike Potts, Steven Radicevic, Bill Tobin

Scouting Technology Consultant
Geoff Smith

Scouting Consultant
John Cooper

Scouting Assistant
Andrew Johnson

Personnel Assistant
Debbie LaRocco

FOOTBALL OPERATIONS

Director of Player Relations
Eric Ball

Head Certified Athletic Trainer
Paul Sparling

Director of Rehabilitation/Assistant Certified Athletic Trainer
Nick Cosgray

Assistant Certified Athletic Trainers
Keith Justice, Dan Willen

Equipment Manager
Adam Knollman

Assistant Equipment Managers
Tyler Runk, Sam Staley

Video Director
Travis Brammer

Assistant Video Director
Kent Stearman

Video Assistant
Brooks Santanello

Assistants to the Coaching Staff
Jamie Janette, Sandy Schick

COACHING STAFF

Head Coach
Marvin Lewis

----- ASSISTANTS -----

Assistant Head Coach/Offensive Line
Paul Alexander

Defensive Line
Jacob Burney

Running backs
Kyle Caskey

Assistant Special Teams/Defensive Quality Control
Brayden Coombs

Offensive Quality Control/Offensive line
Robert Couch

Secondary
Kevin Coyle

Assistant Strength and Conditioning
Jeff Friday

Defensive Coordinator
Paul Guenther

Linebackers
Jim Haslett

Tight Ends
Jonathan Hayes

Quarterbacks
Bill Lazor

Defensive Quality Control/Defensive Line
Marcus Lewis

Assistant Linebackers/Quality Control
David Lippincott

Secondary
Robert Livingston

Strength and Conditioning
Chip Morton

Offensive Assistant/Wide Receivers
Dan Pitcher

Special Teams Coordinator
Darrin Simmons

Wide Receivers
James Urban

Offensive Coordinator
Ken Zampese

TEAM SUPPORT

Head Team Physician
Marc T. Galloway

Team Physicians
Kevin Reilly, Ed Jung, Matthew Busam, Gerard Kortekamp

Athletic Training Fellow
Roberto Cardona

Coaching Consultant
Jim McNally

Strength and Conditioning
Shea Thompson

Video
John Tetrault, Brennen Warner

Cheerleader Coordinator
Charlotte Simons

Ticket Sales Consultants
Andy Currul, Meghan Gilmartin, Bryan McNamara, Abbi Peters

JungleVision
David Ashbrock, Tony Giordullo, Kent Weaver

Stadium Public Address Announcers
Tom Kinder Jr., Bob Kinder

Game Program/Game Statistics
Jon Braude

Media Relations
James Rowe, Kyle Tooley

Photographer
Greg Rust

Press Box Public Address Announcer
John Olberding

COACHING STAFF

MARVIN LEWIS HEAD COACH



Marvin Lewis in 2017 extends his Bengals-record head coaching tenure to 15 seasons, nearly twice that of Paul Brown (1968-75) and Sam Wyche ('84-91), who are tied for second with eight seasons each.

Lewis has led his teams to the postseason seven times, including a five-year run from 2011-15. The total number of playoff trips and the five-year streak of consecutive appearances are Bengals records, and the Bengals were one of only four NFL teams to reach the playoffs every year from 2011-15.

The playoff run ended in 2016, however, as Cincinnati finished 6-9-1. The Bengals' last five losses came by a total of 16 points. Injuries were a greater-than-usual factor, and crucial missed place kicks plagued the team to an extent not seen for many years. But Lewis is known for his mantra that in the end, a team "earns" its final record.

"We have to do a better job in so many ways (in 2017)," he says. "We have to push players to pull more out of them. The result was not good enough. Too many missed opportunities. We have the ability to make it better."

Lewis opens 2017 season with 118 career victories, the most in Bengals history by a margin of 54 over Wyche (64). Lewis' record is 118-103-3 in the regular season and 118-110-3 including postseason. The Bengals' 58-36-2 record over the last six regular seasons gives the team a .615 winning percentage for the span, ranked sixth in the NFL.

The 2016 season ended with reassurance that Lewis has developed the most crucial element for a return to postseason, an accomplished quarterback in his prime. Though Andy Dalton didn't match his overall statistics from 2015, which included a Bengals-record 106.3 passer rating, his stats were still good and he displayed great leadership. He closed the season with his third Pro Bowl berth.

"To me, Andy had his best season yet really, though as a team, we didn't," Lewis said.

In 2017, Dalton figures to get much more help from his receiving corps. A.J. Green missed all but two snaps of the last seven games of '16, after starting the season with numbers that projected to team records by a wide margin in catches and receiving yards. TE Tyler Eifert, a 2015 Pro Bowler, also missed roughly half the season due to injuries. Additionally, WR Tyler Boyd figures to keep improving after a strong rookie season, and No. 9 overall draft pick John Ross also joins the group.

The '16 Bengals also closed with a rush on defense, finishing eighth in the NFL in fewest points allowed (19.7). Under coordinator Paul Guenther, the 2015 Bengals finished second at 17.4.

The '15 Bengals were widely considered as Lewis' best team yet. Their 12-4 record tied the 1981 and '88 Super Bowl teams for the best winning percentage (.750) in a 16-game season. The Bengals finished second in franchise history in average scoring differential, outscoring foes by 8.8 points per game.

Lewis in 2017 ranks second among NFL head coaches in longest current tenure with one team, trailing only Bill Belichick, who is in his 18th straight season with New England. In the category of most seasons as head coach with

one or more teams, Lewis ranks fourth among active coaches, behind Belichick (23rd season in '17), Andy Reid (19) and John Fox (16).

Lewis has developed an impressive "coaching tree" during his Bengals tenure. Five of his former assistants have become NFL head coaches, and four of those are leading teams in 2017. The list, including their teams and head coaching tenures, includes former Bengals offensive coordinators Jay Gruden (Washington, 2014-17) and Hue Jackson (Cleveland, '16-17), former defensive coordinators Leslie Frazier (Minnesota, '10-13) and Mike Zimmer (Minnesota, '14-17) and former defensive backs coach Vance Joseph (Denver, '17).

Lewis was the consensus choice for NFL Coach of the Year in 2009, when the Bengals won the AFC North Division while sweeping all six division games. The Bengals also were AFC North champions under Lewis in 2005, '13 and '15.

Named the ninth head coach in Bengals history on Jan. 14, 2003, Lewis started quickly. His '03 club finished 8-8, six games better than the '02 club, good for the biggest improvement in the NFL.

Lewis came to the Bengals with credentials as a record-setting NFL defensive coordinator, having played a huge role in a championship season. His six seasons (1996-2001) as Baltimore Ravens coordinator included a Super Bowl victory in '00, when his defense set the NFL record for fewest points allowed in a 16-game campaign (165). That team clipped 22 points off the previous mark. The 2000 Ravens are always an entry in discussions regarding the best NFL defensive units of all time.

In 2002, the season before he joined the Bengals, Lewis led the Washington Redskins to a No. 5 NFL defensive ranking, serving as assistant head coach as well as defensive coordinator.

He had his first NFL assignment from 1992-95, as linebackers coach for the Pittsburgh Steelers. He aided the development of four Pro Bowl players — Kevin Greene, Chad Brown, Levon Kirkland and Greg Lloyd.

Lewis began his coaching career as linebackers coach at his alma mater Idaho State from 1981-84. ISU's team (also nicknamed the Bengals) finished 12-1 in Lewis' first season there and won the NCAA Division 1-AA championship.

Lewis played LB at Idaho State, earning All-Big Sky Conference honors for three consecutive years (1978-80). He

also saw action at quarterback and free safety during his college career. He received his bachelor's degree in physical education from Idaho State in 1981, and earned his master's in athletic administration in '82. He was inducted into Idaho State's Hall of Fame in 2001.

Born Sept. 23, 1958, Lewis attended Fort Cherry High School in McDonald, Pa. (near Pittsburgh), where he was an all-conference quarterback and safety. He also earned high school letters in wrestling and baseball. He and his wife, Peggy, have a daughter, Whitney, and a son, Marcus. Marcus Lewis joined the Bengals' coaching staff for 2014 and remains on the staff for '17.

Playing and coaching history: 1978-80—Played linebacker, quarterback and safety, Idaho State. **1981-84**—Assistant coach (AC), Idaho State. **1985-86**—AC, Long Beach State. **1987-89**—AC, New Mexico. **1990-91**—AC, University of Pittsburgh. **1992-95**—AC, Pittsburgh Steelers. **1996-2001**—Defensive coordinator, Baltimore Ravens. **2002**—Assistant head coach/defensive coordinator, Washington Redskins. **2003-present**—Head coach, Cincinnati Bengals.



PAUL ALEXANDER
**ASSISTANT HEAD COACH/
OFFENSIVE LINE**



Paul Alexander is in his 23rd consecutive season as Bengals offensive line coach, and he is also the team's assistant head coach, having added that designation in 2003, when Marvin Lewis took over as head coach. Alexander has 24 seasons overall with Cincinnati, having opened his tenure in 1994 with one season as tight ends coach.

Alexander's 24 seasons as a position coach are second-most in Bengals history, behind only Jim Anderson, who logged 29 seasons (1984-2012) as running backs coach. Alexander is the only current Bengals assistant with an uninterrupted tenure with the team that predates Marvin Lewis' hiring.

From 2014 through last season, Alexander's lines have created the holes for HB Jeremy Hill to tie for the NFL lead in rushing TDs (29).

The Bengals have been in the NFL's top 10 in fewest sacks allowed in five of the last seven seasons, and also twice previous to that. His troops led the team to a franchise record for fewest sacks allowed in 2005, with 21, and that mark was bettered in 2007, at 17.

As the Bengals reached the playoffs every year from 2011-15, one of only four NFL teams to do so, Alexander's troops helped keep QB Andy Dalton among the NFL's best-protected passers. In 2015, Cincinnati finished the season tied for eighth in fewest sacks allowed (32), and the line backed Dalton for a Bengals-record 106.3 season passer rating, first in the AFC and second in the NFL.

OT Andrew Whitworth, who played his full Bengals career under Alexander, went to his third Pro Bowl in 2016. Another Alexander pupil, OT Willie Anderson, had four Pro Bowl selections from 2003-06.

Alexander lines have supported a 1000-yard individual rushing season 14 times. The most recent was Jeremy Hill in 2014, gaining 1124 yards (with a 5.1-yard per-carry average). Other Bengals backs to post 1000-yard years behind an Alexander line have been Corey Dillon (six times), Rudi Johnson (three times), Cedric Benson (three times) and BenJarvus Green-Ellis (once). The top six individual rushing seasons in Bengals history have occurred during Anderson's tenure, including a record 1458 by Johnson in 2005 and 1454 by Johnson in '04.

On Oct. 22, 2000, Alexander's line shared the glory of a 278-yard rushing game by Corey Dillon vs. Denver. It was an NFL record at the time, and it still stands fourth in league annals entering the 2017 season. The Bengals' 407 total rushing yards in that game ranks as the fifth-highest single-game total in NFL history, and as the most rushing yards in 66 years. The last team to top it was the N.Y. Giants, who gained 423 against Baltimore in 1950.

Alexander began his NFL coaching career in 1992 as tight ends coach of the N.Y. Jets, under head coach Bruce Coslet. In the college ranks, he coached under Joe Paterno at Penn State and Bo Schembechler at Michigan.


Alexander's birthdate is Feb. 12, 1960. He's a native of Rochester, N.Y., where he attended Cardinal Mooney High School. He played football and was an Academic All-American at Cortland State (N.Y.), and he holds a master's degree in exercise physiology from Penn State. In 2012, he was inducted into the Cortland State Athletic Hall of Fame. Off the field, he is actively involved with the Boy Scouts and high school linemen camps.

Alexander is also a pianist, and in 2011 he authored a well-received book — "Perform" — linking the mentality and training techniques of top athletes and musicians.

Paul and his wife, Kathy, have three daughters — Mary Beth, Carolyn and Emily.

Playing and coaching history: 1979-81—Played offensive tackle, SUNY Cortland. **1983-84**—Graduate assistant, Penn State. **1985-86**—Graduate assistant, Michigan. **1987-91**—Assistant coach (AC), Central Michigan. **1992-93**—AC, N.Y. Jets. **1994-2002**—AC, Cincinnati Bengals. **2003-present**—Assistant head coach/offensive line coach, Bengals.

JACOB BURNEY
DEFENSIVE LINE



Jacob Burney, a 22-year veteran of the NFL coaching ranks, is in his second season as Bengals defensive line coach. In 2016, he helped guide two of his players, DT Geno Atkins and DE Carlos Dunlap, to the Pro Bowl.

Atkins led all NFL interior linemen in sacks (nine) and was also named first-team All-Pro by The Sporting News. He was named Defensive MVP of the AFC North Division in a vote of ESPN.com division beat writers. He led the Bengals in sacks, tackles for losses (13) and QB hits (26). He started for the AFC in the Pro Bowl.

Dunlap also started in the Pro Bowl. He was second on the team in sacks (eight) and had a remarkable 15 passes defended. He was the first defensive lineman to lead the Bengals in PDs, and his total was nearly twice that of the closest NFL defensive lineman in 2016 (Giants DE Jason Pierre-Paul, with eight). Dunlap also had three forced fumbles.

The line helped lead the 2016 defense to a No. 8 NFL ranking in fewest points allowed per game (19.7).

Prior to his hire by Bengals head coach Marvin Lewis, Burney coached NFL defensive lines under Bill Belichick (Cleveland Browns), Ted Marchibroda (Baltimore Ravens), George Seifert (Carolina Panthers) and Mike Shanahan (Denver Broncos and Washington Redskins).

"Jacob is a great taskmaster with tremendous experience," said Bengals head coach Marvin Lewis. "I'm excited about what he'll be able to continue to do to develop the talent we have up front."

Burney's last NFL assignment before Cincinnati was from 2010-14 with Washington. His 2014 line helped the Redskins rank 12th in the NFL in fewest rushing yards allowed as the defense posted 36 sacks. His 2013 unit helped the Redskins rank fourth in the NFL in third-down conversion percentage (34.0) and tied for second in negative rushing plays by opponents (72).

Over Burney's seven seasons in Denver, the Broncos three times ranked in the NFL's top five in rush defense. Over his full Denver tenure, the Broncos ranked 10th in fewest total defensive yards allowed.

In Denver in 2006, Burney was the first pro position coach for DE Elvis Dumervil. The fourth-round draft choice has gone on to make four Pro Bowls in a career with the Broncos and Baltimore Ravens, and he has earned All-Pro honors twice. Dumervil had 12.5 sacks in 2007, his first season as a starter under Burney.

In 2005, Burney's Denver line led the way for an average rushing yield of just 82.5 yards per game, ranked second in the NFL, and the Broncos posted a 13-3 record.


In 1998 with the Ravens, Burney was position coach for DE Michael McCrary, who earned Sporting News All-Pro honors and a starter's berth in the Pro Bowl.

Burney coached 11 seasons in college before entering the NFL, starting in 1983 at New Mexico. He went on to coach at Tulsa, Mississippi State, Wisconsin, UCLA and Tennessee.

Burney is from Chattanooga, Tenn., and he was a three-time All-Southern Conference selection at Tennessee-Chattanooga. He and his wife, Madrinna, have two sons, Jacob and Benjamin. Jacob was a four-year football letterman at Bucknell, and Benjamin was an honorable mention All-Big 12 cornerback as a senior at Colorado in 2009.

Playing and coaching history: 1978-80—Played DL at Tennessee-Chattanooga. **1983-86**—Assistant coach (AC), New Mexico. **1987**—AC, Tulsa. **1988**—AC, Mississippi State. **1989**—AC, Wisconsin. **1990-92**—AC, UCLA. **1993**—AC, Tennessee. **1994-95**—AC, Cleveland Browns. **1996-98**—AC, Baltimore Ravens. **1999-2001**—AC, Carolina Panthers. **2002-08**—AC, Denver Broncos. **2010-14**—AC, Washington Redskins. **2016-present**—AC, Bengals.

KYLE CASKEY
RUNNING BACKS



Kyle Caskey is in his eighth season on the Bengals' coaching staff, and in 2017 he is in his fourth year as running backs coach. He has guided the careers of Jeremy Hill and Giovani Bernard, players now entering their prime as Cincinnati's top two returning HBs.

Hill has played all three of his previous seasons with Caskey as his position coach. Hill has scored 29 regular-season rushing touchdowns, tied with New England's LeGarrette Blount for most in the NFL from 2014-16. Hill has 32 TDs in his 49 total games, including one regular-season receiving TD and two rushing

scores in the playoffs.

In 2016, Hill rushed for 839 yards and led the team in yards from scrimmage (1013), and while doing so he handled the most touches (243) without a fumble of any NFL player.

Bernard has been a Caskey charge for three of his four seasons. Though he missed the last six games of 2016 with a knee injury, he has a four-season average of 1028 yards from scrimmage. Under Caskey he set a Bengals game record for receiving yards by a RB (128) in 2015 at Arizona. And at his current receiving pace, even allowing for the six missed games in 2016, he would top James Brooks in three years for career receptions by a Bengals RB and would top Brooks in four years for most receiving yards by Bengals RB.

In 2014, Caskey's first year as a primary position coach, the Bengals ranked sixth in the NFL in rushing (134.2), the club's best offensive rushing ranking since 2000. Hill rushed for a rookie season of 1124 yards, with a 5.1-yard per-carry average, the highest by a primary Bengals rusher since James Brooks in 1990. Hill was worked into his role gradually, with only 50 carries in the first seven games, but over the last nine weeks he was the NFL's leading rusher, posting 929 of his yards. His total was best by more than 100 yards.

Caskey worked his first two Bengals seasons (2011-12) in the offensive quality control area, and for '12-13 he added the designation of assistant offensive line coach. In his OL role in 2013, he helped the line deliver consistent quality play despite significant injury-related shuffles. Cincinnati posted NFL rankings of third in fewest sacks allowed (29) and tied for sixth in scoring (26.9).

Caskey came to Cincinnati from the University of Mississippi, where he served in 2009 as a defensive assistant, working primarily with safeties. He entered college coaching in 2004 at Louisiana-Monroe as a graduate assistant. He coached safeties in '04 and linebackers in '05. In '05, the Warhawks were Sun Belt Conference co-champions.

From 2006-08, Caskey was at Indiana State. In 2008, he coached the TEs and RBs while also serving as recruiting coordinator. The '08 ISU recruit class was ranked seventh among NCAA FCS teams by Rivals.com. He was TE/WRS coach at Indiana State in 2006, and was defensive line coach/recruiting coordinator in '07.

He has earned a bachelor's degree in industrial distribution from Texas A&M, and he holds master's degrees from both A&M (agribusiness) and Louisiana-Monroe (instructional technology).

Caskey's hometown is Daingerfield, Texas. He is married (wife Kayla), with a son, Olsen Kyle, born this past April. He played tight end at Texas A&M in 1997-98, and while he was on the team, the Aggies won a Big 12 championship ('98) and played in the Cotton and Sugar bowls.

He was a four-year Aggie letterman in track and field from 1999-2002, including '00 All-Big 12 honors in the discus. He earned Big 12 All-Academic honors three times — in 2000, '01 and '02.

Playing and coaching history: 1997-98—Played tight end, Texas A&M. **2004-05**—Graduate assistant, Louisiana-Monroe. **2006-08**—Assistant coach (AC), Indiana State. **2009**—AC, University of Mississippi. **2010-present**—AC, Cincinnati Bengals.

BRAYDEN COOMBS

**ASSISTANT SPECIAL TEAMS/
DEFENSIVE QUALITY CONTROL**



Brayden Coombs in 2017 is in his sixth season in a full staff position with the Bengals. For the fifth straight season, he will work with coordinator Darrin Simmons on special teams. Coombs assists with weekly game planning and preparation, and he has full charge of selected special teams meetings and practice periods. He also will assist Kevin Coyle with the Bengals secondary for the second consecutive season, working specifically with cornerbacks.

Coombs helped develop a new special teams standout in 2016, as rookie WR Alex Erickson, a college free agent, led the AFC in kickoff return average (27.9). Erickson was second in the NFL, behind only Minnesota veteran Cordarrelle Patterson, and his average was five yards better than any other AFC returner.

Defensively in '16, Coombs contributed to a unit ranking eighth in the NFL in fewest points allowed (19.7).

Coombs has now had a role in the top two kickoff return seasons in Bengals history. In 2014, CB Adam Jones produced the Bengals' first-ever NFL kickoff return title, with a Bengals-record 31.3 average, and Erickson's 27.9 from last season ranks second.

In 2014, when Adam Jones won the NFL kickoff return title, he also finished second in the league in punt returns (12.1). Jones just missed becoming the first NFL player in 22 years to lead the league in both categories, and he claimed the kick return spot on the Associated Press All-Pro team.

The Bengals have had two Pro Bowl special teamers during Coombs' period of work with the units. The first was P Kevin Huber in the 2014 season, when he posted franchise records for gross (46.8) and net (42.1) average, re-setting club marks he already held. In 2015, HB Cedric Peerman earned a berth with his kick coverage work. Peerman's 17 tackles tied for the team's highest total since 2008, and he had 13 solo stops. He helped lead the Bengals to a No. 3 NFL ranking in opponents' average drive start on kickoffs (20.2 yard line).

Also in 2015, the Bengals ranked seventh in the NFL in punt coverage (6.3 yards per return) and 12th in kickoff coverage (20.6).

The 2014 team finished with top 10 NFL rankings in gross punting average (third at 46.8), kickoff return average (fourth at 27.6), net punting average (fifth at 42.1), punt return average (seventh at 11.0) and punt coverage (10th at 7.5).

In the long-established special teams rankings done annually by the Dallas Morning News, incorporating 22 categories of special teams play, the Bengals have had two top 10 finishes in Coombs' four seasons as a special teams assistant. Cincinnati placed sixth in 2014 and eighth in '15. Last year's units were still in the top half, at No. 13.

Coombs first joined the Bengals in December of 2009 as a coaching intern, and he was elevated to coaching assistant for the '10 and '11 seasons, working primarily with the defensive staff, focusing on the defensive backs and assisting with video breakdown and game-plan construction. In 2012, Coombs signed on as an assistant coach as an offensive assistant, where he focused on the wide receivers through '15. He added assistant special teams coach to his responsibilities in 2013, and moved from assisting the coaching of receivers to assisting the coaching of cornerbacks in '16.

Coombs played collegiately at Miami University (Ohio) from 2005-09, where he lettered four times. He spent two seasons as a DB, and then was switched to WR for his final three years. He set a school record for receptions in a game (14) in his final appearance as a senior, against Buffalo.

Coombs is a Cincinnati native and a graduate of Colerain High School. He earned a degree in business from Miami. He and his wife, Alexia, have a daughter, Harper. His father, Kerry, is the cornerbacks coach and special teams coordinator at Ohio State.

Playing and coaching history: 2005-09—Played defensive back and wide receiver, Miami (Ohio). **2010-11**—Coaching assistant, Cincinnati Bengals. **2012-present**—Assistant coach, Bengals.

ROBERT COUCH
**OFFENSIVE QUALITY CONTROL/
OFFENSIVE LINE**



Robert Couch is in his second Bengals season in 2017, as offensive quality control coach, with an emphasis on the offensive line. A former offensive lineman at Vanderbilt University and with several pro teams, Couch will again do on-field work focused on the O-line, as he works with assistant head/coach offensive line coach Paul Alexander.

Couch represents something of a new outlook in building an NFL coaching staff. Though he had not previously coached in the college or professional ranks before joining the Bengals, he has worked as an assistant coach with highly successful high school programs. And in addition to his experience as a player and coach, he has a business background with extensive technical and digital expertise. His work with Pro Football Focus, an analytical football grading web site, and his familiarity with many facets of game technology are an asset for the Bengals in the increasingly tech-driven world of coaching.

Couch was a 41-game starter on the offensive line for Vanderbilt from 1992-95. He went on to sign contracts with the Atlanta Falcons in '96 and St. Louis Rams in '97, seeing preseason action and spending time on practice squads. He also played in NFL Europe from 1997-98 with the Barcelona Dragons and London Monarchs. He played on Barcelona's World Bowl championship team in 1997 with QB Jon Kitna, who went on to spend all or part of 16 seasons in the NFL, including five (2001-05) with the Bengals.

Couch served continuously for 15 years (2001-15) as an assistant coach with major high school programs in Texas and Florida. He has been on staffs that reached four state championship games and twice were state champions. He has coached in Texas at Canyon Creek High School in Richardson, Prestonwood High School in Plano, St. Mark's in Dallas and Faith Christian in Grapevine. He also has coached at Celebration (Fla.) High School. During his prep coaching career, his teams averaged fewer than two losses per season.

Couch also worked with a number of retired NFL coaches to create the Procoach Network, a consulting service dedicated to bringing retired NFL coaches in to serve high school and college teams. The service seeks to provide clients with NFL experienced coaches, featuring expert analysis, consultations, and training.

A native of Plainview Texas, Couch was born on Sept. 4, 1973. He is married (wife Jill), with three children (Mary, Rhett and Macy). He was a three-time All-Southeastern Conference Academic Team member at Vanderbilt, double-majoring in Pre-Med and Human Organization Development.

Playing and coaching history: 1992-95—Played OL for Vanderbilt. **1996**—Played in preseason for Atlanta Falcons and spent time on practice squad. **1997**—Played in NFL Europe with Barcelona Dragons, and played in preseason with St. Louis Rams and spent time on practice squad. **1998**—Played in NFL Europe with London Monarchs. **2001-15**—Assistant coach (AC) in Texas and Florida high school ranks. **2016-present**—AC, Bengals.

KEVIN COYLE
SECONDARY



Kevin Coyle is in his second stint on the Bengals' coaching staff. He's in the second year of his second posting, after spending 12 previous seasons (2001-11) with Cincinnati. For the last 11 of his Cincinnati seasons (including 2017), he has coached the secondary.

The Staten Island, N.Y. native is in his 40th year in coaching. He's in his 17th consecutive year as an NFL coach, following 23 straight in the college ranks. Between his two Bengals stints, he served from 2012-15 as defensive coordinator of the Miami Dolphins.

Coyle's work produced positive results in 2016:

- Cincinnati finished just one short of the NFL interceptions lead, with 17, and DBs had 13 of the team's 17 picks.
- Bengals opponents managed an aggregate passer rating of just 83.1, fifth-lowest in the NFL.
- Cincinnati yielded the league's fourth-lowest average gain per completion, at 10.7 yards.
- Opponents completed just 22 touchdown passes, the seventh-lowest total allowed by a defense. The Bengals allowed only six TD passes in the second half of the season.
- The Bengals gave up only seven completions of 40 or more yards, tied for fourth-fewest in the NFL.

All of the above contributed to a Bengals bottom line of only 19.7 points allowed per game, the NFL's No. 8 scoring-defense figure.

In 2014, Coyle's Miami defense ranked sixth in the NFL in fewest passing yards allowed. It also scored three TDs, the most by a Miami defense since '03.

The Dolphins had two Pro Bowl selections each season from 2012-14. LB Cameron Wake made it all three seasons, while DT Randy Starks was a Pro Bowler for 2012 and CB Brent Grimes was selected in '13 and '14.

Coyle's 2012 Miami defense led the NFL in red-zone TD percentage (42.6), and both his '12 and '13 units posted top-10 finishes in fewest points allowed, finishing seventh in '12 and eighth in '13. Each of those units had 42 sacks.

Miami's 35 TDs allowed over the 2012-13 seasons were the second-fewest in the NFL. The '13 unit ranked fifth in the NFL in aggregate opponent passer rating (77.3) and fifth in red-zone TD percentage (46.4).

Coyle spent his first two Bengals seasons as cornerbacks coach under head coach Dick LeBeau, and he was promoted to defensive backs coach in 2003. Over Coyle's first stint as Bengals DBs coach (2003-11), the defense ranked fifth in the NFL in INTs (160), and 133 of those were by DBs.

With Coyle as his position coach in 2005, CB Deltha O'Neal set a Bengals record with 10 INTs, tied for first in the NFL, and the DBs had 23 of Cincinnati's league-leading 31 INTs. O'Neal was a '05 season Pro Bowl selection, and the previous year, Coyle coached CB Tory James (eight INTs) to a Pro Bowl berth.

In his last 10 seasons before his 2001 move to the Bengals, Coyle was defensive coordinator and secondary coach at three Division I college programs — Syracuse, Maryland and Fresno State.

Coyle was at Holy Cross from 1982-90. During his five years as defensive coordinator, Holy Cross was the nation's winningest Division I-AA team (49-5-1).

In his hometown of Staten Island, N.Y., Coyle attended Monsignor Farrell High School and was inducted into school's Hall of Fame in 2010. He was also inducted into the Staten Island Sports Hall of Fame in 2012. He received his undergraduate degree in physical education from the University of Massachusetts in 1978 and earned a master's degree in education from the University of Cincinnati in '79. He played DB at Massachusetts.

Kevin and his wife Louise have a daughter, Jenlain, who in 2017 is in her final year of law school at Georgetown University in Washington, D.C.

Coyle has been active throughout his coaching years in community service. In Cincinnati, he has spoken to emotionally troubled patients at Children's Hospital, as well as speaking at schools to encourage resistance to drugs. He also coordinated an annual Youth Coaches Clinic sponsored by the Marvin Lewis Community Fund.

Playing and coaching history: 1974-75—Played DB at Massachusetts. **1978-79**—Graduate assistant, University of Cincinnati. **1980**—Coaching assistant, Arkansas. **1981**—Defensive coordinator, U.S. Merchant Marine Academy. **1982-85**—Assistant coach (AC), Holy Cross. **1986-90**—Defensive coordinator, Holy Cross. **1991-93**—Defensive coordinator, Syracuse. **1994-96**—Defensive coordinator, Maryland. **1997-2000**—Defensive coordinator, Fresno State. **2001-11**—AC, Cincinnati Bengals. **2012-15**—Defensive coordinator, Miami Dolphins. **2016-present**—AC, Cincinnati Bengals.

JEFF FRIDAY

ASSISTANT STRENGTH AND CONDITIONING



Jeff Friday is in his eighth season as Bengals assistant strength and conditioning coach. He is in his 20th NFL season, including nine seasons (1999-2007) as head S/C coach of the Baltimore Ravens.

His tenure with the Ravens included a Super Bowl championship in the 2000 season, when he was named Professional Strength and Conditioning Coach of the Year by a national vote of his peers.

In Cincinnati, Friday has been reunited with Chip Morton, Bengals head strength and conditioning coach since 2003. In Baltimore, Morton worked as an assistant under Friday from 1999-2001.

"I've known Jeff since the mid-'90s, and I have all the respect in the world for how he does the job," Morton said. "We are fortunate to have him on board."

Marvin Lewis, Bengals head coach, was defensive coordinator in Baltimore during Friday's first three seasons with the Ravens.

Friday has worked with the Bengals to help establish a program that features innovative ideas while never straying far from the fundamental principles of productive training. The work has helped the Bengals post a 58-36-2 record over the past six seasons, with five playoff berths. Cincinnati's .615 winning percentage since 2011 ranks sixth in the NFL for the span.

In 2017, Morton and Friday are in their third year working with a significantly expanded and improved weights and conditioning facility at Paul Brown Stadium. They worked with club management to develop the facility between the 2014 and '15 seasons.

In 2015, Morton and Friday worked with Lewis to institute a significant change in the team's weekly routine. The Bengals moved away from the traditional idea that the day before a game (usually Saturday) should be the lightest player activity day of the week. The team was more up-tempo and on the field longer than before on Saturdays, while Fridays were more of a "walk-through" day, followed by individual player work in the weight room, trainers' quarters and/or with the team's visiting yoga instructor. The individual Friday routine is called "Recovery Modalities."

Perhaps not entirely by coincidence, the 2015 Bengals posted a 12-4 record, tied for best in franchise history for a 16-game season.

Friday began his coaching career in 1990-91 as a graduate assistant S/C coach at Illinois State. He was assistant S/C coach at Northwestern from 1992-95, and in '96, he entered the NFL as assistant S/C coach for the Minnesota Vikings. The Vikings made the playoffs in each of his three seasons.

In 2008, Friday started his own sports training business, and in '09, he was a consultant to the United Football League, supervising the developmental league's strength and conditioning program and assisting in the hiring of head strength coaches.

Friday is a native of Milwaukee, Wis. He holds a bachelor's degree in physical education from the University of Wisconsin-Milwaukee and a master's degree in exercise science from Illinois State.


He holds numerous professional certifications, including: Certified Strength and Conditioning Specialist by the National Strength and Conditioning Association, Certified Level 1 Strength Coach by the United States Weightlifting Federation, Certified Practitioner by the National Board for Therapeutic Massage & Bodywork, Certified Active Release Technique (ART) Provider, and Functional Movement Screen (FMS) Certified Specialist.

Jeff and his wife, Jennifer, have two children — daughter Hailey and son Aidan.

Coaching history: 1990-91—Graduate assistant, Illinois State. **1992-95**—Assistant strength and conditioning (S/C) coach, Northwestern. **1996-98**—Assistant S/C coach, Minnesota Vikings. **1999-2007**—Head S/C coach, Baltimore Ravens. **2009**—Coaching consultant, United Football League. **2010-present**—Assistant S/C coach, Cincinnati Bengals.

PAUL GUENTHER

DEFENSIVE COORDINATOR



Paul Guenther, entering his 15th season as an NFL coach and his 13th with the Bengals, is in his fourth year as Bengals defensive coordinator. In each of the last two seasons, Guenther's units have earned top-10 NFL rankings for the Bengals in fewest points allowed.

"Our job is to limit points, period," Guenther says. "It's not holding a team to 200 yards and have three plays be TDs. Regardless of where they get the ball — the 10-yard line or wherever — let's go play defense."

In 2016, the defense closed with authority and finished eighth in the league in fewest points allowed (19.7). Cincinnati held opponents under 20 points in six of the last seven games and allowed a seven-game average of only 15.0.

Also, the defense finished with 17 interceptions, just one off the NFL lead, and it ranked seventh in red-zone defensive TD percentage (51.0).

Defensive linemen Geno Atkins and Carlos Dunlap led the charge, and both were AFC starters in the Pro Bowl. DT Atkins led all NFL interior linemen in sacks (nine) and was also named first-team All-Pro by The Sporting News. Dunlap was second on the team in sacks (eight) and had a remarkable 15 passes defended. He was the first defensive lineman to lead the Bengals in PDs, and his total was nearly twice that of the closest NFL defensive lineman in 2016 (Giants DE Jason Pierre-Paul, with eight).

In 2015, when the Bengals tied the franchise's best finish in a 16-game season (12-4), they led the AFC and ranked second in the NFL in fewest points allowed, at 17.4 per game. The No. 2 NFL ranking was the best in franchise history, topping a fifth-place finish in 1972. The Bengals allowed just two more points (279 total) than league-leading Arizona (277).

In 2014, Guenther's inaugural edition led the Bengals to a No. 12 NFL rank in fewest points allowed (21.5), and the defense ranked in the top 10 in nine of the 15 major statistical categories widely monitored by NFL coaching staffs. Among those top 10 rankings were a tied-for-third-place finish in INTs (20) and a third place in lowest aggregate passer rating by opponents (75.8).

Guenther prepped for the coordinator position by spending 2012-13 as Bengals linebackers coach, overseeing the rapid development of a number of young players, including '13 season Pro Bowl selection Vontaze Burfict of Arizona State. Burfict joined the Bengals from the college free agent ranks in 2012, Guenther's first season as LBs coach.

In his debut as LBs coach, in 2012, Guenther directed a unit that helped produce a No. 6 NFL ranking in fewest yards allowed per game (319.7). The Bengals were eighth in the NFL in scoring defense (20.0). In 2013 with Guenther directing LBs, the Bengals ranked tied for fifth in scoring defense (19.1) and third in fewest yards per game (305.5).

Guenther held dual roles on the staff from 2006-11, assisting on special teams in all those seasons while also working with a position group. He worked five years with linebackers and one year with defensive backs.

Guenther (pronounced "GUN-thur") entered the NFL as an offensive assistant with the Washington Redskins for 2002 and '03. Bengals head coach Marvin Lewis was one of his associates in '02, serving as Redskins assistant head coach/defensive coordinator.

From 1997-2000, Guenther was head coach at Ursinus College, an NCAA Division III school in Collegeville, Pa. He was the youngest head coach in college football in '97, at age 25, and he led the team to the playoffs in '99 and '00.

Guenther was born Nov. 22, 1971. His hometown is Richboro, Pa. He played LB in college at Ursinus, setting a school career tackles record (355) while three times earning all-conference honors.

He received his undergraduate degree in communications from Ursinus in 1994 and master's degree in sports administration from Western Maryland in '97.

Paul and his wife Patrice have two sons, Jake and Duke.

Playing and coaching history: 1990-93—Played linebacker, Ursinus College. **1994-95**—Assistant coach (AC), Western Maryland. **1996**—AC, Ursinus. **1997**—Defensive coordinator, Jacksonville University. **1997-2000**—Head coach, Ursinus. **2002-03**—AC, Washington Redskins. **2005-13**—AC, Cincinnati Bengals. **2014-present**—Defensive coordinator, Bengals.

JIM HASLETT LINEBACKERS



Jim Haslett, a standout NFL linebacker from 1979-87 and formerly head coach of the New Orleans Saints and St. Louis Rams, is in his second season as Bengals linebackers coach.

This season is Haslett's 32nd in the NFL. The first nine were as a player, and this is his 23rd season in coaching. He holds the three-part distinction of being the only person recognized as a College Football Hall of Fame member (as a player), an Associated Press NFL Defensive Rookie of the Year and an AP NFL Coach of the Year.

In 2016, Haslett's unit helped the Bengals rank eighth in the NFL in fewest points allowed per game (19.7) and seventh in red-zone TD percentage (51.0). LBs Karlos Dansby and Vontaze Burfict finished 1-2 on the team in tackles, and LB Vincent Rey ranked fourth.

"Jim is just a very outstanding and thorough football coach," says Bengals head coach Marvin Lewis. "He has a tremendous background, including both as a head coach and a coordinator. It's a wealth of expertise and ideas that he brings us."

Haslett (pronounced "HAZ-lett") spent 2015 as a consultant to the Penn State University football program. His last NFL assignment was five years (2010-14) as defensive coordinator with Washington, working under head coach Mike Shanahan for the first four seasons and head coach Jay Gruden for the final one.

Haslett was head coach of the New Orleans Saints for six seasons (2000-05) and was head coach of the St. Louis Rams for the last 12 games of '08, after opening the season as defensive coordinator.

He was named Associated Press NFL Coach of the Year in 2000, when he took over the Saints and raised them from a 3-13 finish in 1999 to a 10-6 record and the NFC South championship. The Saints' 31-28 Wild Card playoff win that season over St. Louis was the first postseason victory in New Orleans franchise history.

Haslett's New Orleans record was 46-52, including 1-1 in postseason. He ranks third in Saints history in career wins. In 2008, he took over as head coach of the St. Louis Rams, when Scott Linehan was released after an 0-4 start, and he directed the team's only two victories on the year.

Haslett was also a head coach in the developmental United Football League in 2009, leading the Florida Tuskers to a 6-0 record before the team lost in overtime in the league championship game to a Las Vegas club coached by former N.Y. Giants head coach Jim Fassel.

A Pittsburgh native, Haslett was a four-time Little All-America defensive player (LB and DE) at Indiana (Pa.) University. He entered the NFL as a player in 1979, as a second-round draft choice of the Buffalo Bills. He earned AP Defensive Rookie of the Year honors in '79 and was an All-Pro selection in '80. He played eight seasons (1979-86) for the Bills and later was named to the franchise's Silver Anniversary Team. He closed his playing career in 1987 with the N.Y. Jets.

Playing and coaching history: 1975-78—Played LB and DE at Indiana (Pa.) University. **1979-86**—Played LB for Buffalo Bills. **1987**—Played LB for N.Y. Jets. **1988**—Assistant coach (AC), University of Buffalo. **1989-90**—Defensive coordinator, University of Buffalo. **1991-92**—Defensive coordinator, Sacramento Surge (WFLA). **1993-94**—AC, L.A. Raiders. **1995**—AC, New Orleans Saints. **1996**—Defensive coordinator, New Orleans Saints. **1997-99**—Defensive coordinator, Pittsburgh Steelers. **2000-05**—Head coach, New Orleans Saints. **2006-08**—Defensive coordinator, St. Louis Rams. **2008**—Head coach, St. Louis Rams (final 12 games). **2009**—Head coach, Florida Tuskers (UFL). **2010-14**—Defensive coordinator, Washington Redskins. **2015**—Football consultant, Penn State University. **2016-present**—AC, Cincinnati Bengals.

JONATHAN HAYES TIGHT ENDS



Jonathan Hayes, himself an NFL tight end for 12 seasons, returns in 2017 for his 15th year as Bengals tight ends coach. He has had a player in the Pro Bowl in three of the last six seasons, a span in which the Bengals have posted a 58-36-2 record, sixth-best in the NFL (.615 winning percentage), with five playoff appearances. Additionally, he has also worked in recent seasons to make the H-back position a key part of the Cincinnati offense.

TE Tyler Eifert was a Pro Bowl selection in the 2015 season, and likely would have been selected in '16 as well had he not missed half the season due to injuries. In '15, Eifert turned in one of the most productive seasons by a TE in franchise history, despite missing nearly four full games due to injury, Eifert scored 13 TDs, a Bengals TE record, and he finished just one off the overall NFL lead for TDs. His 13 TDs were the most by any Bengals player since 2001. In '16, Eifert posted numbers that projected to 16-game totals of 59 catches, 788 yards and 10 TDs.

Hayes last season also continued as the position coach for H-back Ryan Hewitt, whose position is a hybrid role incorporating tight end and fullback duties. Though he does not touch the ball often himself, Hewitt has become a key figure, a bruising blocker who has played in 47 games in his three seasons, with 34 starts.

Hayes guided TE Jermaine Gresham to Pro Bowl seasons in 2011 and '12. And in 2013, when he had 46 catches despite missing two games, Gresham fell just short of joining Mike Ditka as only the second NFL TE with 50-plus catches in each of his first four seasons.

In 2013, both Gresham and Eifert were in the starting base offense, the first Bengals base to feature two tight ends. They combined for 85 catches for 903 yards and six TDs.

Over Hayes' tenure, his tight ends have contributed to run-blocking efforts that have produced eight 1000-yard rushers, including an 1124-yard season in 2014 by rookie Jeremy Hill. Hill led the NFL in rushing over the season's last nine games.

The tight ends under Hayes also have contributed to pass blocking efforts that twice helped Cincinnati set a club record for fewest sacks allowed. A record of 21 was set in 2005, and that mark was re-written at 17 in '07. The Bengals were also in the NFL's top 10 for fewest sacks allowed in 2014 and '15.

Prior to joining the Bengals, Hayes spent four years (1999-2002) at the University of Oklahoma as tight ends coach and special teams coordinator. He helped the Sooners to a four-year record of 44-9, including a 13-0 mark in 2000 for the NCAA championship.

Under Hayes' tutelage, tight end Trent Smith finished his Oklahoma career in 2002 as the school's No. 2 all-time receiver, with 148 catches. Also in '02, Sooners special teams blocked seven kicks and had three punt returns for TDs.

Hayes began his NFL playing career in 1985 with the Kansas City Chiefs, as a second-round draft pick out of Iowa. He played for the Chiefs through 1993, serving as a team captain, and closed his NFL career with three seasons in Pittsburgh ('94-96). He had 153 career receptions for 1718 yards with 13 TDs.

He saw action in 184 NFL games with 122 starts, and he played all 16 games in each of his final six seasons. He played in three AFC Championship games and a Super Bowl (for Pittsburgh, vs. Dallas, in the 1995 season).

At the University of Iowa, he earned first-team All-America honors as a senior TE and was a team captain. He holds a degree from Iowa in general studies.

Hayes coached with his older brother, Jay, on the Bengals staff from 2003-15. Jay, a defensive line coach, moved to the Tampa Bay Buccaneers in 2016.

Hayes' hometown is South Fayette, Pa. He attended South Fayette High School. He and his wife have four children.

Playing and coaching history: 1981-84—Played linebacker and tight end, Iowa. **1985-93**—Played tight end, Kansas City Chiefs. **1994-96**—Played tight end, Pittsburgh Steelers. **1999-2002**—Assistant coach (AC), Oklahoma. **2003-present**—AC, Cincinnati Bengals.

BILL LAZOR
QUARTERBACKS



Bill Lazor is in his 12th season as an NFL coach and in his second year as quarterbacks coach of the Bengals. He previously has served as offensive coordinator and/or QBs coach for Washington, Seattle, Philadelphia and Miami.

Last season, Lazor helped guide QB Andy Dalton to what head coach Marvin Lewis called the top season of Dalton's six in the NFL. Dalton performed under some adverse conditions, including being sacked as many times (41) as in the previous two seasons combined. He also had top receiving targets A.J. Green and Tyler Eifert fully healthy together for only two games. But Dalton passed for 4206 yards, second-most in franchise history, working with two new primary receivers in veteran free agent signee Brandon LaFell and rookie Tyler Boyd. Also, Dalton threw all 563 Bengals passes, and his interception total of eight constituted a club team record for fewest INTs in a season. Dalton closed the season with his third Pro Bowl appearance.

"To me, Andy had his best season," Lewis said, "though as a team we didn't."

Lazor's last assignment before Cincinnati was offensive coordinator at Miami, a position he held from 2014 through November of '15. With the Dolphins, Lazor aided in the development of QB Ryan Tannehill, who passed for 4045 yards in '14. Tannehill's 27 TD passes were the most by a Dolphins QB since 1994, when Hall of Famer Dan Marino had 30.

Lazor's 2014 offense also posted a 4.7-yard rushing average, ranked second in the NFL. The team averaged 24.3 points per game, the franchise's most since 1995, and Miami's 350.1 yards per game was also its most since '95. Tannehill and RB Lamar Miller became the first Dolphins duo to post individual seasons of 4000 passing yards and 1000 rushing yards. Lazor left the Dolphins after 11 games in 2015, as part of an ongoing staff shakeup that began with the release of head coach Joe Philbin.

In 2013 as QBs coach at Philadelphia, Lazor had a central role in Nick Foles winning the NFL passing title (119.2 rating). Foles passed for 27 TDs and only two INTs, and he led the NFL in yards per pass attempt (9.1) and TD percentage (8.5).

Prior to joining the Eagles, Lazor had a three-year stint in the college ranks, serving from 2010-12 as offensive coordinator and QBs coach at the University of Virginia. Under his guidance, the Cavaliers offense staged a dramatic turnaround, finishing third in the Atlantic Coast Conference in offense in '10 after ranking last in '09. That trend continued in '11, as the offense averaged 399.8 yards per game en route to the program's first bowl appearance in four years.

Lazor (pronounced as "laser") began his coaching career in 1994 at Cornell, his alma mater, and he debuted as an NFL coach in 2003, serving under Dan Reeves at Atlanta as an offensive assistant. He moved to the Washington Redskins, under Hall of Fame coach Joe Gibbs, as an offensive assistant for 2004-05 and as QBs coach for 2006-07.


Mike Holmgren, another head coach with a Super Bowl win on his resume, hired Lazor in 2008 as QBs coach with Seattle. Lazor coached two seasons with the Seahawks before moving on to Virginia.

Lazor is from Scranton, Pa. and was a three-year starting QB for Cornell. He was an All-Ivy League selection and a team captain, and he was named the team's Most Valuable Player as a senior in 1993. He completed his playing career with 26 program records for either passing or total offense.

Bill and his wife Nicole have a son, Nolan, and two daughters, Marin and Charlotte.

Playing and coaching history: 1990-93—Played QB at Cornell. **1994-2000**—Assistant coach (AC), Cornell. **2001-02**—Offensive coordinator/QBs coach, University of Buffalo. **2003**—AC, Atlanta Falcons. **2004-07**—AC, Washington Redskins. **2008-09**—AC, Seattle Seahawks. **2010-12**—Offensive coordinator/QBs coach, University of Virginia. **2013**—AC, Philadelphia Eagles. **2014-15**—Offensive coordinator, Miami Dolphins. **2016-present**—AC, Cincinnati Bengals.

MARCUS LEWIS
**DEFENSIVE QUALITY CONTROL/
DEFENSIVE LINE**



Marcus Lewis, a former college linebacker, is in his fourth year on the Bengals staff in 2017, serving as Defensive Quality Control coach, with an emphasis on the defensive line.

Lewis served in the same role in 2016, a season in which the Bengals had two defensive linemen — DT Geno Atkins and DE Carlos Dunlap — earn Pro Bowl berths. The line was the only Bengals position group to claim multiple Pro Bowl selections.

Atkins led all NFL interior linemen in sacks (nine) and was also named first-team All-Pro by The Sporting News. He was named Defensive MVP of the AFC North Division in a vote of ESPN.com division beat writers. He led the Bengals in sacks, tackles-for-loss (13) and total QB hits (26).

Dunlap was second on the team in sacks (eight) and had a remarkable 15 passes defended. He was the first defensive lineman to lead the Bengals in PDs, and his total was nearly twice that of the closest NFL defensive lineman in 2016 (Giants DE Jason Pierre-Paul, with eight). Dunlap also had three forced fumbles.

The line helped lead the 2016 defense to a No. 8 NFL ranking in fewest points allowed per game (19.7).

Lewis also has duties with the scout teams, in addition to working with team self-scouting, film breakdown and practice organization.

As a defensive assistant in 2015, Lewis contributed to an effort that yielded the second-fewest points (279, 17.4 per game) in the NFL, the highest league ranking in Bengals history. Cincinnati led the AFC and allowed just two more points than league-leading Arizona.


Lewis joined the staff in 2014, Paul Guenther's first season as defensive coordinator. In '14, the Bengals ranked 12th in the NFL in fewest points allowed (21.5 per game), and the defense ranked in the top 10 in nine of the 15 major statistical categories widely monitored by NFL coaching staffs. Among those top 10 rankings were a tied-for-third-place finish in INTs (20) and a third place in lowest aggregate passer rating by opponents (75.8).

Lewis came to the Bengals from the University of Cincinnati, where he worked in 2013 as an assistant to the coaching staff. UC's defense ranked No. 9 nationally in '13 in fewest yards allowed (315.6 per game), and Lewis played a role in coaching top performers Silverberry Mouhon and Brad Harrah.

The son of Bengals head coach Marvin Lewis, Marcus was born in Albuquerque, N.M. on March 28, 1990. He played high school football in Greater Cincinnati, at Indian Hill, and went on to play LB for four seasons (2008-11) at Indiana State, seeing action in 33 career games. He holds a degree from Indiana State in sports management.

Playing and coaching history: 2008-11—Played linebacker, Indiana State. **2013**—Assistant to the coaching staff, University of Cincinnati. **2014-present**—Assistant coach, Cincinnati Bengals.

DAVID LIPPINCOTT
**ASSISTANT LINEBACKERS/
QUALITY CONTROL**



David Lippincott in 2016 is in his seventh season with the Bengals in a full-staff coaching position. He's in his 10th year with the team, having started with three seasons as a coaching assistant. The team has reached the playoffs in five of his previous six seasons as a full staff member.

In his role as Assistant Linebackers/Quality Control coach, Lippincott has helped develop one of the NFL's most effective defenses. In all six of his full-time staff seasons, the Bengals have ranked in the NFL's top half in fewest points allowed per game, and in five of those

the rank has been in the top 10.

The 2016 defense finished strong to rank eighth in the NFL in fewest points allowed (19.7). Cincinnati's last seven opponents averaged just 15.0 points. The defense's contribution to the 2015 season's 12-4 record was highlighted by a No. 2 ranking in fewest points allowed (17.4). The second-place rank was the highest in franchise history.

The linebackers room claimed three of the team's top four spots in tackles last season, with Karlos Dansby first, Vontaze Burfict second and Vincent Rey fourth. In the division championship season of 2015, the LBs claimed the top three spots, with Rey first, Rey Mauluga second and Burfict third.

In 2014, the defense ranked 12th in scoring and ranked in the top 10 in nine of the 15 major statistical categories widely monitored by NFL coaching staffs. Among those top 10 rankings were a tied-for-third-place finish in INTs (20) and a third place in lowest aggregate passer rating by opponents (75.8).

In 2013, as the Bengals won the AFC North, the defense ranked tied for fifth in fewest points (19.1) and third in fewest yards allowed (305.5).

The 2012 Bengals ranked sixth in net defense and eighth in scoring, and the '11 club was ninth in scoring (20.2).

As a Bengals coaching assistant from 2008-10, Lippincott's duties included advance scouting and coaching wide receivers, as well as game preparation. His '09 work contributed to the Bengals' second AFC North Division title during the tenure of head coach Marvin Lewis.

Prior to joining the Bengals, Lippincott coached in college for three seasons at Bluffton University (2000-02), two seasons at Minnesota ('03-04) and three seasons at Richmond ('05-07). He worked with all three defensive position groups — line, linebackers and defensive backs — over the course of his college seasons.


During his two seasons at Minnesota, when he worked as a graduate assistant on defense, the Gophers posted wins in the Sun and Music City bowls.

At Richmond, where he was assistant defensive line coach, the team won an Atlantic 10 title in 2005 and a Colonial Athletic Association crown in '07. The '05 team was a quarterfinalist in the NCAA Division I-AA playoffs, and the '07 team was a semifinalist in the (re-named) FCS division.

Lippincott is married (wife Lisa), with a daughter. He is a Cincinnati native — a graduate of Moeller High School and the University of Dayton.

Coaching history: 2000-02—Assistant coach (AC), Bluffton. 2003-04—Graduate assistant, University of Minnesota. 2005-07—AC, Richmond. 2008-10—Coaching assistant, Cincinnati Bengals. 2011-present—AC, Bengals.

ROBERT LIVINGSTON
SECONDARY



Robert Livingston, a Bengals scout from 2012-14, is in his third season on the coaching staff in '17. For the second straight season he has the title of secondary coach, along with Kevin Coyle, in charge of the team's largest position group.

Livingston's work showed in numerous positive ways for the Bengals in 2016. Cincinnati finished just one short of the NFL interceptions lead, with 17, and DBs had 13 of the team's 17 picks. Bengals opponents managed an aggregate passer rating of just 83.1, fifth-lowest in the NFL, and Cincinnati yielded the league's fourth-lowest average gain per completion, at 10.7 yards. Opponents completed just 22 touchdown passes, the seventh-lowest total allowed by a defense, and the Bengals allowed only six TD passes in the second half of the season.

All of the above helped lead the Bengals to a No. 8 NFL ranking in fewest points allowed (19.7), and in player development, Livingston helped S Shawn Williams make a smooth move into his first season as a starter, as Williams tied for the team INT lead (three) and ranked third on the team in tackles (81), leading the secondary.

In 2015, Livingston did on-field work with the defensive secondary, while working in defensive quality control and also as a special teams assistant. His defensive efforts helped the Bengals to a No. 2 NFL rank in fewest points allowed, at 17.4 per game. It was the highest NFL scoring-defense ranking in franchise history, and the Bengals ranked first in the AFC.

The '15 Bengals ranked third in the NFL in INTs (21), and 17 of the picks were by defensive backs. Also, the Bengals ranked second in fewest TD passes allowed (18), and Cincinnati's plus-three differential (21-18) between INTs and TD passes allowed tied eventual NFC champion Carolina for tops in the league. No other teams were in the plus column.

Two Bengals DBs, S Reggie Nelson and CB Adam Jones, were selections for the 2015 season Pro Bowl.

With the special teams in '15, Livingston helped kick coverage standout Cedric Peerman earn his first Pro Bowl berth. DE Carlos Dunlap was one of only two NFL players to block two FGs, and the Bengals ranked seventh in the NFL in punt coverage (6.3 yards per return) and 12th in kickoff coverage (20.6).

Livingston came to the Bengals from Vanderbilt University, where he served in 2011 as defensive quality control coach. He was on the Furman University football staff in 2010.

As a Bengals scout, Livingston covered the Southeast, primarily the Southeastern and Atlantic Coast conferences, and he had a role in evaluating defensive backs from across the nation.


At Vanderbilt, Livingston coached two defensive backs who made the NFL (CB Casey Hayward and S Sean Richardson). At Furman, Livingston's primary coaching duties were with safeties.

A native of Hendersonville, N.C., Livingston was a two-time Athlete of the Year at Hendersonville High School. He played free safety at the College of William & Mary from 2007-09, contributing to one of the top defensive units in the NCAA's FCS ranks. He graduated from William & Mary with a degree in kinesiology.

Livingston and his wife Tricia celebrated their second wedding anniversary in June of this year, and this past April, their son, Luke Robert, had his first birthday.

Playing and coaching/scouting history: 2007-09—Played safety, William & Mary. 2010—Assistant coach (AC), Furman. 2011—AC, Vanderbilt. 2012-14—Scout, Cincinnati Bengals. 2015-present—AC, Bengals.

CHIP MORTON
STRENGTH AND CONDITIONING



Chip Morton is in his 15th season as Bengals strength and conditioning coach. He took over the position when Marvin Lewis became head coach in 2003. Throughout his tenure, Morton and his staff have studied trends in athlete preparation to improve their program, which is built on a sound foundation of productive training principles. Their work has helped the team post a 58-36-2 record over the past six seasons, with five playoff berths. Cincinnati's .615 winning percentage since 2011 ranks sixth in the NFL for the span.

In 2017, Morton is in his third year working with an expanded and updated weight room and indoor turf and conditioning areas at Paul Brown Stadium. He worked closely with club management on the design and development of those facilities, which have expanded the program options for training and rehabilitation.

In 2015, Morton worked with Lewis to institute a significant change in the team's weekly routine. The Bengals moved away from the traditional idea that the day before a game (usually Saturday) should be the lightest player activity day of the week. Coaches made the Friday practice lighter and upped the tempo for Saturday. In addition, more time each week was dedicated to player recovery and restoration.

Perhaps not entirely by coincidence, the 2015 Bengals posted a 12-4 record, tied for best in franchise history for a 16-game season.

The Bengals' strength and conditioning program is comprehensive in scope and progressive in its design. At its very core lies a foundation of traditional training principles, with an emphasis on teaching, relationship-building and service to the players. Morton and assistant S/C coach Jeff Friday both have coached on teams that have reached the Super Bowl.

"Chip and his staff bring experience, knowledge and an ability to effectively communicate," says Lewis. "All of that helps to draw the best out of our players. Our strength and conditioning program, our sports science program, and our athletic training department all work together to improve our players' football performance and to increase their resistance to injuries."

Morton was a coaching colleague of Lewis with the Baltimore Ravens from 1999-2001, serving as Ravens assistant strength and conditioning coach, and he was with Lewis in '02 at Washington, serving as head strength and conditioning coach for the Redskins.

Morton is in his 26th NFL season, having also served as strength and conditioning assistant at San Diego from 1992-94 and as head strength and conditioning coach at Carolina from '95-98. He has coached with two Super Bowl teams — the 1994 Chargers and the 2000 World Champion Ravens.

He started his career in the collegiate ranks, serving as assistant strength coach at Ohio State (1985-86) while completing his master's degree in physical education. He moved to Penn State in 1987 as the first-ever full-time strength and conditioning assistant for Nittany Lions football. He also worked with 14 other men's and women's sports during his five years (1987-91) at Penn State.


Morton's hometown is Hamden, Conn. He graduated from the University of North Carolina in 1985 with a degree in zoology, where he also earned a varsity letter in swimming.

Continuing education is a priority in Morton's development as a coach and teacher. In 2016, he and his staff were a part of the first Level One coaching certification in the Stick Mobility training system. Also in '16, Morton completed the coursework required to become an Original Strength Certified Coach. In addition, he is a Level One Sports Performance Coach through the United States Weightlifting Association, and he has been a Certified Strength and Conditioning Specialist (C.S.C.S.) in the National Strength & Conditioning Association since 1990. In 2006, Morton became the first NFL strength coach to receive the Russian Kettlebell Instructor's Certification (RKC), and in '08, he was certified as a Level I coach in John Brookfield's Battling Ropes training system.

Morton and his wife Stacey have seven children.

Coaching history: 1985-86—Assistant strength and conditioning (S/C) coach, Ohio State. 1987-91—Assistant S/C coach, Penn State. 1992-94—Assistant S/C coach, San Diego Chargers. 1995-98—Head S/C coach, Carolina Panthers. 1999-2001—Assistant S/C coach, Baltimore Ravens. 2002—Head S/C coach, Washington Redskins. 2003-present—Head S/C coach, Cincinnati Bengals.

DAN PITCHER
**OFFENSIVE ASSISTANT/
WIDE RECEIVERS**



Dan Pitcher is in his second season on the Bengals coaching staff, serving as offensive assistant/wide receivers coach. He will work with WRs coach James Urban in on-field coaching and support the offensive staff in multiple areas of scouting and game preparation.

In 2016, Pitcher had a role in superstar WR A.J. Green reaching new heights prior to an injury, and he helped integrate new talent in the WR group. Though Green missed all but two snaps of the last seven games, due to a hamstring injury, he was on pace through nine games for the finest season of his stellar career. He had 66 catches for 964 yards, which wound up as his season totals, but at the nine-game mark, those numbers projected to 16-game totals of 117 catches and 1714 yards. Both of those totals would have been Bengals season records, and the receiving yards total would have set a new mark by nearly 300 yards.

The coaching staff faced a challenge beyond Green, as two talented wideouts, Marvin Jones and Mohamed Sanu, parlayed their Cincinnati success into free agency opportunities with other teams. But in their absences, the Bengals got excellent production from two new faces, veteran free agent Brandon LaFell and rookie Tyler Boyd.

LaFell totaled 64 catches for 862 yards, both figures ranking as the second-highest of his seven-year career. Boyd totaled 54 catches and 603 yards, and he led all NFL rookies in third-down catches (22) while tying for the rookie lead in third-down catches that produced first downs (16). LaFell and Boyd combined for 118 catches and 1465 yards, comfortably outpacing the total of 98 catches and 1210 yards produced by Jones and Sanu in 2015, in what was their best combined year.

Prior to joining the Bengals, Pitcher spent four seasons in player personnel with the Indianapolis Colts. He served in 2014-15 as a pro scout, promoted to that position after working as a scouting assistant from '12-13.

With the Colts, Pitcher was part of a football operation that compiled a 41-23 regular-season record (.641), with three playoff berths, including two AFC South championships, and one trip to the AFC Championship Game. Pitcher was responsible for advance scouting reports on opponents, evaluation of free agents, monitoring rosters and evaluating players on other teams.

Before joining the Colts, Pitcher began 2012 coaching wide receivers at his alma mater, Cortland State, a part of New York's state university system. From 2009-11, he was a three-year starter at quarterback for Cortland State and was a finalist as a senior for the Gagliardi Trophy, presented annually to the most outstanding Division III football player.

Pitcher was born in Cortland, N.Y. on Jan. 13, 1987, and lives in Cincinnati with his wife, Marissa. He graduated from Cortland State with a bachelor's degree in psychology in 2010, and he earned a master's degree in sport management in '11. He shares an alumni connection with Bengals assistant head coach/offensive line coach Paul Alexander, who also played football at Cortland State and graduated from the school.

Playing, scouting and coaching history: 2008-11—Played QB at SUNY Cortland. 2012—Assistant coach (AC), Cortland State. 2012-13—Scouting assistant, Indianapolis Colts. 2014-15—Pro scout, Indianapolis Colts. 2016-present—AC, Bengals.

DARRIN SIMMONS
SPECIAL TEAMS COORDINATOR



Darrin Simmons is in his 15th season leading the coaching of Cincinnati's special teams, and for the fifth straight season in 2017, he carries the title of special teams coordinator. His squads have helped the Bengals reach the playoffs five times in the last six seasons. And in the long-established special teams rankings done annually by the Dallas Morning News, incorporating 22 categories of special teams play, the Bengals have had three top 10 finishes in the last five years.

Last season's special teams highlight for the Bengals was the unexpected rise of college free agent Alex Erickson to the AFC kickoff return title, with a 27.9 average (on 29 returns). The rookie WR ranked second in the NFL, and his average was the second-best in Bengals history, behind only the NFL-leading 31.3 mark that CB Adam Jones posted under Simmons in 2014. Erickson became the first Bengal with three KOR of 65 or more yards in a season.

Erickson did not make the AFC Pro Bowl team, certainly a voting oversight statistically, but Simmons' units produced a Pro Bowler in both the 2014 and '15 seasons.

In '15, HB Cedric Peerman made the squad as a kick coverage and return-unit performer. Peerman's 17 tackles tied for the Bengals' highest total since 2008, and he had 13 solo stops, leading the Bengals to a No. 3 NFL ranking in opponents' average drive start on kickoffs (20.2 yard line).

Simmons' Pro Bowl player in 2014 was P Kevin Huber, who posted franchise records for gross (46.8) and net (42.1) average, re-setting club marks he already held. The Bengals vested Simmons in 2009 with a fifth-round draft choice for Huber, a relatively high spot for a kicking specialist, and Huber has responded under Simmons' tutelage, holding franchise career records for gross (45.0) and net (39.8), and for best ratio of inside-20 punts to touchbacks (3.66-to-1).

The player delivering the ball to Huber, LS Clark Harris, has also been a long-term standout for the Bengals under Simmons. Since joining the Bengals in 2009, Harris has had no unplayable snaps, with a total of 1149 (604 punts and 545 place kicks).

In the last two seasons, the Bengals have been prominent in the NFL in blocked kicks. DE Margus Hunt led the league last season with three blocks (two PATs and one FG), and in 2015, DE Carlos Dunlap tied for the league lead in blocked FGs (two).

In '14, when Adam Jones led the NFL in kickoff returns, he also finished second in the league in punt returns (12.0), just missing becoming the first player since Detroit's Mel Gray in 1991 to lead the league in both categories.

Simmons' Bengals special teams have shown a nose for the ball, forcing 26 fumbles in his 14 completed seasons. The 1.9 average nearly doubles the 1.0 norm for the nine seasons prior to his tenure.

Simmons entered the NFL in the 1998 season on the same Baltimore Ravens staff as Bengals head coach Marvin Lewis, who was Ravens defensive coordinator at the time. Simmons was assistant special teams coach and assistant strength and conditioning coach for the Ravens, and he held that same role for the Carolina Panthers from 1999-2002. He joined the Bengals in 2003.

Simmons played an integral role at Carolina in the development of Todd Sauerbrun as one of the NFL's top punters of the time.

Simmons began his coaching career at Kansas University in 1996. He punted for Kansas from 1993-95, earning All-Big Eight honors his final year. As a senior, he helped the Jayhawks to a top 10 national ranking and to an Aloha Bowl victory over UCLA. Also as a Kansas senior, he won honors as an academic All-American.

Prior to playing for Kansas, Simmons was a punter and QB for Dodge City (Kan.) Community College. In 1992 at Dodge City, he led the nation's junior colleges in punting and was a first-team JUCO All-American.

Simmons earned a degree in sports management from Kansas in 1996.

Born April 9, 1973, in Elkhart, Kan., he graduated from Elkhart High School. He and his wife, Rhonda, have a daughter and two sons.

Playing and coaching history: 1991-92—Played quarterback and punter, Dodge City (Kan.) Community College. 1993-95—Played punter, Kansas. 1996—Graduate assistant, Kansas. 1997—Assistant coach (AC), University of Minnesota. 1998—AC, Baltimore Ravens. 1999-2002—AC, Carolina Panthers. 2003-12—AC, Cincinnati Bengals. 2013-present—Special teams coordinator, Bengals.

JAMES URBAN
WIDE RECEIVERS



James Urban returns in 2017 for his seventh season as Bengals wide receivers coach. His group has helped lead the Bengals to the playoffs in five of the last six seasons, and he has had success not only in nurturing the considerable talent of A.J. Green, but also in developing a corps of players who can contribute. And the 2016 season provided a case study for those two points.

Though Green missed all but two snaps of the last seven games, due to a hamstring injury, he was on pace through nine games for the finest season of his stellar career. He had 66 catches for 964 yards, which wound up as his season totals, but at the nine-game mark, those numbers projected to 16-game totals of 117 catches and 1714 yards. Both of those totals would have been Bengals season records, and the receiving yards total would have set a new mark by nearly 300 yards.

Elsewhere among the WR corps, Urban faced a challenge in '16. Marvin Jones and Mohamed Sanu, talented wideouts Urban had coached since their rookie season of 2012, both parlayed their Cincinnati success into free agency opportunities with other teams. But in their absences, the Bengals got excellent production from two new faces, veteran free agent Brandon LaFell and rookie Tyler Boyd.

LaFell totaled 64 catches for 862 yards, both figures ranking as the second-highest of his seven-year career. Boyd totaled 54 catches and 603 yards, and he led all NFL rookies in third-down catches (22) while tying for the rookie lead in third-down catches that produced first downs (16). LaFell and Boyd combined for 118 catches and 1465 yards, comfortably outpacing the total of 98 catches and 1210 yards produced by Jones and Sanu in 2015, in what was their best combined year.

Green's rookie season was 2011, the same year Urban joined the Bengals staff, and despite Green's missed time last season, he has compiled a spectacular six-year resume. He already ranks second in Bengals history in career receiving yards (7135) and fourth in receptions (481), and by the time his current contract expires (in 2019), he projects to become the all-time franchise leader in both categories. Green stands as the only NFL receiver since the 1970 merger to start his career with five consecutive 1000-yard seasons and five trips to the Pro Bowl, and in 2016, only the hamstring injury kept him short — by just 36 yards — from joining Randy Moss as the only NFL players with 1000 receiving yards in each of their first six seasons.

Urban had a big job in his Bengals debut year of '11, charged with leading an inexperienced receiving corps into a new offensive scheme. The presence of a rookie quarterback (Andy Dalton) and limited preparation time (due to NFL labor issues) increased the challenge. But the young receivers immediately developed a rapport with Dalton, and the team reached the playoffs, a finish that preseason forecasters had widely deemed out of reach for the young team.

Prior to joining the Bengals, Urban was Philadelphia Eagles QBs coach in 2009 and '10, where he helped direct Pro Bowl seasons for Donovan McNabb ('09) and Michael Vick ('10). In '10, Vick earned accolades as the NFL's Comeback Player of the Year and was the NFC starter in the Pro Bowl.


Urban spent seven total seasons with the Eagles (2004-10). He was assistant to the head coach from '04-06 and was offensive quality control coach in '07 and '08. During his seven Philadelphia seasons, the Eagles earned five playoff berths and won three division titles. He first worked with the Eagles in 2003, serving as a coaching intern while employed full-time at the University of Pennsylvania.

A native of Mechanicsburg, Pa., Urban played in college at Washington and Lee (Lexington, Va.) as a wide receiver and kick returner. He worked for seven years in the college ranks — at Clarion (Pa.) University and at Penn — before joining the Eagles.

James and his wife, Patrice, have two daughters, Brielle and Cassidy, and a son, Jameson. James holds a bachelor's degree in English from Washington and Lee and a master's degree in communications from Clarion.

Playing and coaching history: 1992-95—Played wide receiver, Washington and Lee. 1997-98—Assistant coach (AC), Clarion. 1999-2003—Director of football administration/operations, Pennsylvania. 2004-10—AC, Philadelphia Eagles. 2011-present—AC, Cincinnati Bengals.

KEN ZAMPESE
OFFENSIVE COORDINATOR



Ken Zampese is in his 15th season with Cincinnati, and his second year as offensive coordinator. He spent the previous 13 seasons as quarterbacks coach, during which he guided multiple QBs to high production levels.

Last season's Bengals offense finished comfortably in the NFL's top half in net yards at No. 13, averaging 356.9 per game, and it hit those numbers despite significant time lost to injury by key skill position players.

WR A.J. Green was on pace at midseason to set team records by wide margins for receptions and receiving yards, but he played only two snaps over the final seven games. TE Tyler Eifert, a 2015 season Pro Bowl selection, missed eight games. And HB Giovani Bernard, who topped 1000 scrimmage yards each year from 2013-15, missed the last six games.

In many categories — including net yards, first downs, yards per pass attempt and turnovers — the '16 offense was as good or better than a '15 unit that contributed to a 12-4 record. But Zampese points to last season's No. 18 ranking in red-zone TD percentage (53.7) as the target for improvement.

"In the red zone, we failed to score TDs at the rate we're accustomed," Zampese says. "That's our big fix (for '17) right there."

Zampese (pronounced "zam-PEE-zee") was QB Andy Dalton's position coach for Dalton's first five seasons (2011-15), overseeing a steady climb by the second-round draft choice to the ranks of Cincinnati's best all-time offensive leaders. In 2015, Dalton posted a club-record 106.3 passer rating, and his career rating of 91.8 is also a franchise record. Dalton from 2011-15 became only the second starting QB in the Super Bowl era to lead his team to the playoffs in each of his first five seasons. Zampese stands as the only QBs coach to fully guide such an accomplishment, as Baltimore's Joe Flacco, the other QB to turn the trick, had three different position coaches during his five-year run.

Equally notable in 2015 from a coaching standpoint, first-year QB AJ McCarron was immediately impressive when suddenly called on late in the season to replace an injured Dalton. McCarron went from Zampese's classroom to a playoff run unexpectedly, and the coach's No. 2 pupil defied an experience level that amounted to only a handful of mop-up snaps. McCarron posted a 2-1 record and a 101.1 passer rating in his three starts (Games 14-16). In the Wild Card playoff, McCarron led a Bengals comeback from a 15-point deficit to take a late lead, only to see Pittsburgh come back with a winning FG at the gun.

Prior to Dalton, Zampese led Carson Palmer into the ranks of the Bengals' all-time top passers. Palmer still holds the club's all-time best completion percentage (62.9) and the Nos. 3-5 totals for passing yards in a season.

In 2003, his first season with the Bengals, Zampese had success with a veteran starting quarterback in Jon Kitna. The '03 campaign saw Kitna post career highs at that point in completions (324), passing yards (3591), TD passes (26), completion percentage (62.3) and rating (87.4).

Zampese came to the Bengals following three seasons (2000-02) in St. Louis. He was wide receivers coach in 2001, and the Rams led the league in passing yards, averaging 291.4. In 2002, he added the title of passing game coach, and the Rams finished second in the league at 259.6 yards per game.

Zampese began his NFL career in 1998 as an offensive assistant with the Philadelphia Eagles under head coach Ray Rhodes.

Prior to the NFL, Zampese coached for nine years in college, including two seasons at Miami (Ohio). In '97, Miami averaged 37.4 points per game.

Zampese played wide receiver and kick returner at the University of San Diego from 1985-88. He was the team's Special Teams Player of the Year as a senior. He earned an undergraduate degree in business from San Diego, and later received a master's degree in adult education from Southern California.

Zampese was born July 19, 1967, in Santa Maria, Calif. He and his wife have two children. Ken's father, Ernie Zampese, was a longtime NFL offensive coordinator who coached on a Super Bowl winner with the 1995 Cowboys. The elder Zampese also was a coordinator for the Chargers, Rams and Patriots.

Playing and coaching history: 1985-88—Played wide receiver, kickoff returner and punt returner, University of San Diego. 1989—Assistant coach (AC), University of San Diego. 1990-91—AC, Southern California. 1992-94—AC, Northern Arizona. 1995—Offensive coordinator, Northern Arizona. 1996-97—AC, Miami (Ohio). 1998—AC, Philadelphia Eagles. 1999—AC, Green Bay Packers. 2000-02—AC, St. Louis Rams. 2003-15—AC, Cincinnati Bengals. 2016-present—Offensive coordinator, Bengals.

**DEFENSIVE TACKLE
GENO ATKINS**



PLAYERS

ALPHABETICAL ROSTER

JUNE 22, 2017

NO.	NAME	POS.	HT.	WT.	BORN	EXP.	COLLEGE	HOMETOWN	HOW ACQ.
49	Albright, Bryson	LB	6-5	235	3-15-94	1	Miami (Ohio)	Cincinnati, Ohio	FA'17
97	Atkins, Geno	DT	6-1	300	3-28-88	8	Georgia	Pembroke Pines, Fla.	D4a'10
52	Bell, Brandon	LB	6-1	230	1-9-95	R	Penn State	Mays Landing, N.J.	CFA'17
23	Benwikere, Bene	CB	6-0	195	9-3-91	4	San Jose State	Los Angeles, Calif.	FA'17
25	Bernard, Giovanni	HB	5-9	205	11-22-91	5	North Carolina	Boca Raton, Fla.	D2a'13
75	Billings, Andrew	DT	6-1	325	3-6-95	2	Baylor	Waco, Texas	D4'16
61	Bodine, Russell	C	6-3	308	6-30-92	4	North Carolina	Scottsville, Va.	D4'14
65	Boling, Clint	G	6-5	305	5-9-89	7	Georgia	Alpharetta, Ga.	D4'11
83	Boyd, Tyler	WR	6-2	197	11-15-94	2	Pittsburgh	Clairton, Pa.	D2'16
88	Brown, Chris	WR	6-1	195	12-8-93	2	Notre Dame	Hanahan, S.C.	W(Dall.)'17
7	Brown, Jonathan	K	5-10	195	12-7-92	1	Louisville	Clinton, Miss.	FA'17
76	Brown, Ryan	DE	6-6	276	6-10-94	1	Mississippi State	New Orleans, La.	CFA'16
4	Bullock, Randy	K	5-9	214	12-16-89	6	Texas A&M	Klein, Texas	W(Pitt.)'16
55	Burficit, Vontaze	LB	6-1	255	9-24-90	6	Arizona State	Inglewood, Calif.	CFA'12
33	Carson, Tra	HB	5-11	228	10-24-92	1	Texas A&M	Texarkana, Texas	CFA'16
82	Carter, Celhan	TE/FB	6-3	245	9-5-95	R	Nebraska	New Orleans, La.	CFA'17
93	Clarke, Will	DE	6-6	275	5-4-91	4	West Virginia	Pittsburgh, Pa.	D3'14
16	Core, Cody	WR	6-3	214	4-17-94	2	Mississippi	Auburn, Ala.	D6'16
37	Cox, Demetrius	S	6-0	200	4-20-94	R	Michigan State	Jeannette, Pa.	CFA'17
14	Dalton, Andy	QB	6-2	220	10-29-87	7	Texas Christian	Katy, Texas	D2'11
47	Dawson, P.J.	LB	6-0	240	1-13-93	2	Texas Christian	Dallas, Texas	D3b'15
79	Dean, David	DT	6-1	302	2-16-93	1	Virginia	Virginia Beach, Va.	CFA'16
21	Dennard, Darqueze	CB	5-11	205	10-10-91	4	Michigan State	Dry Branch, Ga.	D1'14
64	Dielman, J.J.	C/G	6-5	309	12-16-93	R	Utah	Phoenix, Ariz.	D5b'17
6	Driskel, Jeff	QB	6-4	238	4-23-93	2	Louisiana Tech	Oviedo, Fla.	W(S.F.)'16
96	Dunlap, Carlos	DE	6-6	280	2-28-89	8	Florida	North Charleston, S.C.	D2'10
85	Eifert, Tyler	TE	6-6	255	9-8-90	5	Notre Dame	Fort Wayne, Ind.	D1'13
3	Elliott, Jake	K	5-9	170	1-21-95	R	Memphis	Western Springs, Ill.	D5a'17
12	Erickson, Alex	WR	6-0	195	11-6-92	2	Wisconsin	Darlington, Wis.	CFA'16
50	Evans, Jordan	LB	6-3	240	1-27-95	R	Oklahoma	Norman, Okla.	D6a'17
42	Fejedelem, Clayton	S	6-0	205	6-2-93	2	Illinois	Lemont, Ill.	D7'16
74	Fisher, Jake	OT	6-6	310	4-23-93	3	Oregon	Traverse City, Mich.	D2'15
53	Flowers, Marquis	LB	6-3	250	2-16-92	4	Arizona	Phoenix, Ariz.	D6'14
95	Gilberry, Wallace	DE	6-2	265	12-5-84	10	Alabama	Bromley, Ala.	FA'16
67	Glasgow, Ryan	DT	6-3	302	9-30-93	R	Michigan	Aurora, Ill.	D4c'17
18	Green, A.J.	WR	6-4	210	7-31-88	7	Georgia	Summerville, S.C.	D1'11
9	Hamilton, Karel	WR	6-1	205	3-30-95	R	Samford	Valrico, Fla.	CFA'17
91	Hardison, Marcus	DT	6-3	310	2-14-92	3	Arizona State	Natchitoches, La.	D4b'15
46	Harris, Clark	LS	6-5	250	7-10-84	9	Rutgers	Manahawkin, N.J.	FA'09
89	Hewitt, Ryan	H-B	6-4	255	1-24-91	4	Stanford	Denver, Colo.	CFA'14
32	Hill, Jeremy	HB	6-1	230	10-20-92	4	Louisiana State	Baton Rouge, La.	D2'14
66	Hopkins, Trey	G	6-3	310	7-6-92	2	Texas	Houston, Texas	CFA'14
10	Huber, Kevin	P	6-1	210	7-16-85	9	Cincinnati	Cincinnati, Ohio	D5'09
43	Iloka, George	S	6-4	225	3-31-90	6	Boise State	Houston, Texas	D5c'12
22	Jackson, William	CB	6-0	190	10-27-92	2	Houston	Houston, Texas	D1'16
90	Johnson, Michael	DE	6-7	280	2-7-87	9	Georgia Tech	Selma, Ala.	FA'15
60	Johnson, T.J.	C	6-4	295	7-17-90	4	South Carolina	Aynor, S.C.	D7b'13
24	Jones, Adam	CB	5-10	185	9-30-83	11	West Virginia	Atlanta, Ga.	FA'10
27	Kirkpatrick, Dre	CB	6-2	185	10-26-89	6	Alabama	Gadsden, Ala.	D1a'12
81	Kroft, Tyler	TE	6-6	260	10-15-92	3	Rutgers	Downingtown, Pa.	D3a'15
84	Kumerow, Jake	WR	6-4	210	2-17-92	1	Wisconsin-Whitewater	Bartlett, Ill.	CFA'15
11	Lafell, Brandon	WR	6-3	210	11-4-86	8	Louisiana State	Houston, Texas	FA'16
44	Laufasa, Darrin	FB	6-1	245	5-6-95	R	Texas-El Paso	Seattle, Wash.	CFA'17
58	Lawson, Carl	LB	6-2	260	6-29-95	R	Auburn	Alpharetta, Ga.	D4a'17
77	Lechler, Landon	OT	6-7	317	8-11-93	R	North Dakota State	Beach, N.D.	CFA'17
19	Madaris, Monty	WR	6-0	200	9-8-93	R	Michigan State	Cincinnati, Ohio	CFA'17
80	Malone, Josh	WR	6-3	208	3-21-96	R	Tennessee	Gallatin, Tenn.	D4b'17
5	McCarron, A.J.	QB	6-3	215	9-13-90	3	Alabama	Mobile, Ala.	D5'14
29	McRae, Tony	CB	5-10	185	5-3-93	1	North Carolina A&T	Laurinburg, N.C.	FA'16
51	Minter, Kevin	LB	6-0	246	12-3-90	5	Louisiana State	Suwanee, Ga.	UFA(Ariz.)'17
28	Mixon, Joe	HB	6-1	228	7-24-96	R	Oklahoma	Oakley, Calif.	D2'17
56	Nickerson, Hardy	LB	6-0	235	1-5-94	R	Illinois	Oakland, Calif.	CFA'17
70	Ogbuehi, Cedric	OT	6-5	310	4-25-92	3	Texas A&M	Allen, Texas	D1'15
30	Peerman, Cedric	HB	5-10	212	10-10-86	8	Virginia	Gladys, Va.	W(Det.)'10
78	Perkins, Kent	G/OT	6-5	320	11-19-94	R	Texas	Dallas, Texas	CFA'17
62	Redmond, Alex	G	6-5	330	1-18-95	1	UCLA	Cerritos, Calif.	CFA'16
57	Rey, Vincent	LB	6-0	245	9-6-87	7	Duke	Far Rockaway, N.Y.	CFA'10
15	Ross, John	WR	5-11	190	11-27-95	R	Washington	Long Beach, Calif.	D1'17
17	Russell, Alonzo	WR	6-4	210	9-29-92	1	Toledo	Washington, D.C.	CFA'16
20	Russell, KeiVarae	CB	5-11	196	10-19-93	2	Notre Dame	Everett, Wash.	W(K.C.)'16
86	Schreck, Mason	TE	6-5	252	11-4-93	R	Buffalo	Medina, Ohio	D7'17
26	Shaw, Josh	CB	6-1	190	3-27-92	3	Southern California	Palmdale, Calif.	D4a'15
92	Sims, Pat	DT	6-2	330	11-29-85	10	Auburn	Fort Lauderdale, Fla.	UFA(Oak.)'15
71	Smith, Andre	G/OT	6-4	330	1-25-87	9	Alabama	Birmingham, Ala.	UFA(Minn.)'17
94	Smith, Chris	DE	6-1	266	2-11-92	4	Arkansas	Mount Ulla, N.C.	T(Jax.)'17
31	Smith, Derron	S	5-10	200	2-4-92	3	Fresno State	Banning, Calif.	D6'15
72	Stanton, Dustin	G/OT	6-6	298	2-20-94	R	Oregon State	Marysville, Wash.	CFA'17
98	Thompson, Brandon	DT	6-2	315	10-19-89	6	Clemson	Thomasville, Ga.	D3b'12
68	Tupou, Josh	DT	6-3	350	5-2-94	R	Colorado	Long Beach, Calif.	CFA'17
87	Uzomah, C.J.	TE	6-6	265	1-14-93	3	Auburn	Suwanee, Ga.	D5'15
59	Vigil, Nick	LB	6-2	240	8-20-93	2	Utah State	Plain City, Utah	D3'16
63	Westerman, Christian	G	6-3	305	2-23-93	2	Arizona State	Chandler, Ariz.	D5'16
69	Williams, DeShawn	DT	6-1	292	12-29-92	2	Clemson	Central, S.C.	CFA'15
39	Williams, Jarveon	HB	5-9	205	1-3-95	R	Texas-San Antonio	Converse, Texas	CFA'17
36	Williams, Shawn	S	6-0	210	5-13-91	5	Georgia	Damascus, Ga.	D3'13
34	Williams, Stanley	HB	5-8	190	9-30-95	R	Kentucky	Monroe, Ga.	CFA'17
99	Willis, Jordan	DE	6-4	260	5-2-95	R	Kansas State	Kansas City, Mo.	D3'17
40	Wilson, Brandon	S	5-10	199	7-27-94	R	Houston	Shreveport, La.	D6b'17
73	Winston, Eric	OT	6-7	310	11-17-83	11	Miami (Fla.)	Midland, Texas	FA'14

COACHING STAFF: Head coach: Marvin Lewis. Assistants: Paul Alexander (assistant head coach/offensive line), Jacob Burney (defensive line), Kyle Caskey (running backs), Brayden Coombs (assistant special teams/defensive quality control), Robert Couch (offensive quality control/offensive line), Kevin Coyle (secondary), Jeff Friday (assistant strength and conditioning), Paul Guenther (defensive coordinator), Jim Haslett (linebackers), Jonathan Hayes (tight ends), Bill Lazor (quarterbacks), Marcus Lewis (defensive quality control/defensive line), David Lippincott (assistant linebackers/quality control), Robert Livingston (secondary), Chip Morton (strength and conditioning), Dan Pitcher (offensive assistant/wide receivers), Darrin Simmons (special teams coordinator), James Urban (wide receivers), Ken Zampese (offensive coordinator).

NUMERICAL ROSTER

JUNE 22, 2017

NO.	NAME	POS.	HT.	WT.	BORN	EXP.	COLLEGE	HOMETOWN	HOW ACQ.
3	Jake Elliott	K	5-9	170	1-21-95	R	Memphis	Western Springs, Ill.	D5a17
4	Randy Bullock	K	5-9	214	12-16-89	6	Texas A&M	Klein, Texas	W(Pitt.)16
5	AJ McCarron	QB	6-3	215	9-13-90	3	Alabama	Mobile, Ala.	D514
6	Jeff Driskel	QB	6-4	238	4-23-93	2	Louisiana Tech	Oviedo, Fla.	W(S.F.)16
7	Jonathan Brown	K	5-10	195	12-7-92	1	Louisville	Clinton, Miss.	FA17
9	Karel Hamilton	WR	6-1	205	3-30-95	R	Samford	Valrico, Fla.	CFA17
10	Kevin Huber	P	6-1	210	7-16-85	9	Cincinnati	Cincinnati, Ohio	D509
11	Brandon LaFell	WR	6-3	210	11-4-86	8	Louisiana State	Houston, Texas	FA16
12	Alex Erickson	WR	6-0	195	11-6-92	2	Wisconsin	Darlington, Wis.	CFA16
14	Andy Dalton	QB	6-2	220	10-29-87	7	Texas Christian	Katy, Texas	D211
15	John Ross	WR	5-11	190	11-27-95	R	Washington	Long Beach, Calif.	D117
16	Cody Core	WR	6-3	214	4-17-94	2	Mississippi	Auburn, Ala.	D616
17	Alonzo Russell	WR	6-4	210	9-29-92	1	Toledo	Washington, D.C.	CFA16
18	A.J. Green	WR	6-4	210	7-31-88	7	Georgia	Summerville, S.C.	D111
19	Monty Madaris	WR	6-0	200	9-8-93	R	Michigan State	Cincinnati, Ohio	CFA17
20	Kel'Varae Russell	CB	5-11	196	10-19-93	2	Notre Dame	Everett, Wash.	W(K.C.)16
21	Darqueze Dennard	CB	5-11	205	10-10-91	4	Michigan State	Dry Branch, Ga.	D114
22	William Jackson	CB	6-0	190	10-27-92	2	Houston	Houston, Texas	D116
23	Bene Benwikere	CB	6-0	195	9-3-91	4	San Jose State	Los Angeles, Calif.	FA17
24	Adam Jones	CB	5-10	185	9-30-83	11	West Virginia	Atlanta, Ga.	FA10
25	Giovani Bernard	HB	5-9	205	11-22-91	5	North Carolina	Boca Raton, Fla.	D2a13
26	Josh Shaw	CB	6-1	190	3-27-92	3	Southern California	Palmdale, Calif.	D4a15
27	Dre Kirkpatrick	CB	6-2	185	10-26-89	6	Alabama	Gadsden, Ala.	D1a12
28	Joe Mixon	HB	6-1	228	7-24-96	R	Oklahoma	Oakley, Calif.	D217
29	Tony McRae	CB	5-10	185	5-3-93	1	North Carolina A&T	Laurinburg, N.C.	FA16
30	Cedric Peerman	HB	5-10	212	10-10-86	8	Virginia	Gladys, Va.	W(Det.)10
31	Derron Smith	S	5-10	200	2-4-92	3	Fresno State	Banning, Calif.	D615
32	Jeremy Hill	HB	6-1	230	10-20-92	4	Louisiana State	Baton Rouge, La.	D214
33	Tra Carson	HB	5-11	228	10-24-92	1	Texas A&M	Texarkana, Texas	CFA16
34	Stanley Williams	HB	5-8	190	9-30-95	R	Kentucky	Monroe, Ga.	CFA17
36	Shawn Williams	S	6-0	210	5-13-91	5	Georgia	Damascus, Ga.	D313
37	Demetrius Cox	S	6-0	200	4-20-94	R	Michigan State	Jeannette, Pa.	CFA17
39	Jarveon Williams	HB	5-9	205	1-3-95	R	Texas-San Antonio	Converse, Texas	CFA17
40	Brandon Wilson	S	5-10	199	7-27-94	R	Houston	Shreveport, La.	D6b17
42	Clayton Fejedelem	S	6-0	205	6-2-93	2	Illinois	Lemont, Ill.	D716
43	George Iloka	S	6-4	225	3-31-90	6	Boise State	Houston, Texas	D5c12
44	Darrin LaFasa	FB	6-1	245	5-6-95	R	Texas-El Paso	Seattle, Wash.	CFA17
46	Clark Harris	LS	6-5	250	7-10-84	9	Rutgers	Manahawkin, N.J.	FA09
47	P.J. Dawson	LB	6-0	240	1-13-93	2	Texas Christian	Dallas, Texas	D3b15
49	Bryson Albright	LB	6-5	235	3-15-94	1	Miami (Ohio)	Cincinnati, Ohio	FA17
50	Jordan Evans	LB	6-3	240	1-27-95	R	Oklahoma	Norman, Okla.	D6a17
51	Kevin Minter	LB	6-0	246	12-3-90	5	Louisiana State	Suwanee, Ga.	UFA(Ariz.)17
52	Brandon Bell	LB	6-1	230	1-9-95	R	Penn State	Mays Landing, N.J.	CFA17
53	Marquis Flowers	LB	6-3	250	2-16-92	4	Arizona	Phoenix, Ariz.	D614
55	Vontaze Burfict	LB	6-1	255	9-24-90	6	Arizona State	Inglewood, Calif.	CFA12
56	Hardy Nickerson	LB	6-0	235	1-5-94	R	Illinois	Oakland, Calif.	CFA17
57	Vincent Rey	LB	6-0	245	9-6-87	7	Duke	Far Rockaway, N.Y.	CFA10
58	Carl Lawson	LB	6-2	260	6-29-95	R	Auburn	Alpharetta, Ga.	D4a17
59	Nick Vigil	LB	6-2	240	8-20-93	2	Utah State	Plain City, Utah	D316
60	T.J. Johnson	C	6-4	295	7-17-90	4	South Carolina	Aynor, S.C.	D7b13
61	Russell Bodine	C	6-3	308	6-30-92	4	North Carolina	Scottsville, Va.	D414
62	Alex Redmond	G	6-5	330	1-18-95	1	UCLA	Cerritos, Calif.	CFA16
63	Christian Westerman	G	6-3	305	2-23-93	2	Arizona State	Chandler, Ariz.	D516
64	J.J. Dielman	C/G	6-5	309	12-16-93	R	Utah	Phoenix, Ariz.	D5b17
65	Clint Boling	G	6-5	305	5-9-89	7	Georgia	Alpharetta, Ga.	D411
66	Trey Hopkins	G	6-3	310	7-6-92	2	Texas	Houston, Texas	CFA14
67	Ryan Glasgow	DT	6-3	302	9-30-93	R	Michigan	Aurora, Ill.	D4c17
68	Josh Tupou	DT	6-3	350	5-2-94	R	Colorado	Long Beach, Calif.	CFA17
69	DeShawn Williams	DT	6-1	292	12-29-92	2	Clemson	Central, S.C.	CFA15
70	Cedric Ogbuehi	OT	6-5	310	4-25-92	3	Texas A&M	Allen, Texas	D115
71	Andre Smith	G/OT	6-4	330	1-25-87	9	Alabama	Birmingham, Ala.	UFA(Minn.)17
72	Dustin Stanton	G/OT	6-6	298	2-20-94	R	Oregon State	Marysville, Wash.	CFA17
73	Eric Winston	OT	6-7	310	11-17-83	11	Miami (Fla.)	Midland, Texas	FA14
74	Jake Fisher	OT	6-6	310	4-23-93	3	Oregon	Traverse City, Mich.	D215
75	Andrew Billings	DT	6-1	325	3-6-95	2	Baylor	Waco, Texas	D416
76	Ryan Brown	DE	6-6	276	6-10-94	1	Mississippi State	New Orleans, La.	CFA16
77	Landon Lechler	OT	6-7	317	8-11-93	R	North Dakota State	Beach, N.D.	CFA17
78	Kent Perkins	G/OT	6-5	320	11-19-94	R	Texas	Dallas, Texas	CFA17
79	David Dean	DT	6-1	302	2-16-93	1	Virginia	Virginia Beach, Va.	CFA16
80	Josh Malone	WR	6-3	208	3-21-96	R	Tennessee	Gallatin, Tenn.	D4b17
81	Tyler Kroft	TE	6-6	260	10-15-92	3	Rutgers	Downingtown, Pa.	D3a15
82	Cethan Carter	TE/FB	6-3	245	9-5-95	R	Nebraska	New Orleans, La.	CFA17
83	Tyler Boyd	WR	6-2	197	11-15-94	2	Pittsburgh	Clairton, Pa.	D216
84	Jake Kumerow	WR	6-4	210	2-17-92	1	Wisconsin-Whitewater	Bartlett, Ill.	CFA15
85	Tyler Eifert	TE	6-6	255	9-8-90	5	Notre Dame	Fort Wayne, Ind.	D113
86	Mason Schreck	TE	6-5	252	11-4-93	R	Buffalo	Medina, Ohio	D717
87	C.J. Uzomah	TE	6-6	265	1-14-93	3	Auburn	Suwanee, Ga.	D515
88	Chris Brown	WR	6-1	195	12-8-93	2	Notre Dame	Hanahan, S.C.	W(Dall.)17
89	Ryan Hewitt	H-B	6-4	255	1-24-91	4	Stanford	Denver, Colo.	CFA14
90	Michael Johnson	DE	6-7	280	2-7-87	9	Georgia Tech	Selma, Ala.	FA15
91	Marcus Hardison	DT	6-3	310	2-14-92	3	Arizona State	Natchitoches, La.	D4b15
92	Pat Sims	DT	6-2	330	11-29-85	10	Auburn	Fort Lauderdale, Fla.	UFA(Oak.)15
93	Will Clarke	DE	6-6	275	5-4-91	4	West Virginia	Pittsburgh, Pa.	D314
94	Chris Smith	DE	6-1	266	2-11-92	4	Arkansas	Mount Ulla, N.C.	T(Jax.)17
95	Wallace Gilberry	DE	6-2	265	12-5-84	10	Alabama	Bromley, Ala.	FA16
96	Carlos Dunlap	DE	6-6	280	2-28-89	8	Florida	North Charleston, S.C.	D210
97	Geno Atkins	DT	6-1	300	3-28-88	8	Georgia	Pembroke Pines, Fla.	D4a10
98	Brandon Thompson	DT	6-2	315	10-19-89	6	Clemson	Thomasville, Ga.	D3b12
99	Jordan Willis	DE	6-4	260	5-2-95	R	Kansas State	Kansas City, Mo.	D317

COACHING STAFF: **Head coach:** Marvin Lewis. **Assistants:** Paul Alexander (assistant head coach/offensive line), Jacob Burney (defensive line), Kyle Caskey (running backs), Brayden Coombs (assistant special teams/defensive quality control), Robert Couch (offensive quality control/offensive line), Kevin Coyle (secondary), Jeff Friday (assistant strength and conditioning), Paul Guenther (defensive coordinator), Jim Haslett (linebackers), Jonathan Hayes (tight ends), Bill Lazor (quarterbacks), Marcus Lewis (defensive quality control/defensive line), David Lippincott (assistant linebackers/quality control), Robert Livingston (secondary), Chip Morton (strength and conditioning), Dan Pitcher (offensive assistant/wide receivers), Darrin Simmons (special teams coordinator), James Urban (wide receivers), Ken Zampese (offensive coordinator).


PRONUNCIATION GUIDE

JUNE 22, 2017

Geno Atkins.....	JEE-no	Jim Haslett (linebackers coach).....	HAZ-lett
Bene Benwikere.....	beh-NAY ben-WICK-er-ee	Ryan Hewitt.....	HUE-it
Giovani Bernard.....	jee-o-VAHN-ee	George Iloka.....	ie(rhymes with "tie")-LO-kuh
Russell Bodine.....	BO-dine	Dre Kirkpatrick.....	DRAY
Randy Bullock.....	BULL-luck	Jake Kumerow.....	KOO-mer-o
Vontaze Burfict.....	VONN-tez BER-fict (rhymes with "perfect")	Darrin Laufasa.....	lowl-FAH-suh
Tra Carson.....	(pronounced as "tray")	Bill Lazor (quarterbacks coach).....	(pronounced as "laser")
Cethan Carter.....	SEE-thin	Monty Madaris.....	muh-DAIR-iss
J.J. Dielman.....	DEAL-man	Cedric Ogbuehi.....	o-BWAY-hee
Darqueze Dennard.....	dar-KWEZ deh-NARD	Vincent Rey.....	RAY
Tyler Eifert.....	IE(rhymes with "tie")-fert	KeiVarae Russell.....	kee-VAR-ay
Clayton Fejedelem.....	FEDGE-uh-lemm (the "d" is silent)	Derron Smith.....	duh-RONN
Marquis Flowers.....	mar-KEECE(rhymes with "peace")	Josh Tupou.....	TEW-po
Ryan Glasgow.....	GLASS-go	C.J. Uzomah.....	yew-ZAH-mah
Paul Guenther (defensive coordinator).....	GUN-thur	Jarveon Williams.....	JAR-vee-ahn
Karel Hamilton.....	kuh-RELL	Ken Zampese (offensive coordinator).....	zam-PEE-zee

PLAYER BIOGRAPHIES

(The Bengals' 2014-16 defensive statistics in the following biographies are press box statistics produced at the games. The Bengals' defensive statistics noted in seasons prior to 2014 were compiled by coaches while reviewing game film, and thus may differ from the press box statistics on record for those years.)



ALBRIGHT, BRYSON

LB #49

Height: 6-5
Weight: 235
College: Miami (Ohio)
Experience: 1st-year player in 2017

2016 games-starts: 1-0
Career games-starts: 1-0
Born: 3-15-94
Hometown: Cincinnati, Ohio
Acquired: FA'17

Cincinnati native has signed with Bengals as a free agent for 2017 ... Formerly a standout at St. Xavier High School and Miami (Ohio) University, he entered the NFL in 2016 as an undrafted rookie with Buffalo and spent most of the season with Bills, and saw action in one game ... Played in college as a defensive lineman, and was a second-team All Mid-American Conference selection as a senior, after earning Miami's DL of the Year award as a junior.

Career transactions: Signed with Buffalo as a college free agent on 5-6-16 ... Waived by Bills on 9-15-16 ... Signed to Bills practice squad on 9-17-16 ... Signed to Bills roster on 12-10-16 ... Waived by Bills on 12-13-16 ... Signed to Bills practice squad on 12-15-16 ... Signed with Cincinnati as a free agent on 1-24-16.

2016 recap: Made Buffalo's season-opening roster and was inactive for Game 1 ... Also on roster for Game 13, Dec. 11 vs. Pittsburgh, and played on special teams, with brief action on defense ... On Buffalo practice squad for


Games 2-12 and 14-16 ... Played in all four Bills preseason games and logged five tackles, three QB hits and a fumble recovery.

College: Played four seasons (2012-15) at Miami, seeing action in all 48 games ... Started 35 of his 36 games from 2013-15 ... Totaled 129 tackles, 12 sacks and 21 tackles for-loss ... In 2015, in his final game, he earned MAC Defensive Player of the Week honors against UMass, with a victory-sealing INT, two sacks and seven total tackles ... Earlier in 2015, he led win over Eastern Michigan with three sacks, nine tackles and a fumble recovery ... In '14, had seven tackles and a sack at Michigan ... Had a three-sack game vs. Bowling Green '13.

Personal: Hometown is Cincinnati ... Attended St. Xavier High School, where he earned first-team All-Ohio honors as a senior ... Earned degree in kinesiology at Miami ... Brother, Alex, played LB at Boston College and for Dallas Cowboys.

BRYSON ALBRIGHT'S STATISTICS

YEAR	TEAM	G-S	DEFENSE							INTERCEPTIONS					SCORING				
			ST	AT	TT	SKS-YDS	PD	FF	FR-YDS	NO	YDS	AVG	LG	TD	TD	TD-IntRt	TD-FRRt	S	PTS
2016	Buffalo	1-0	0	0	0	0-0	0	0	0-0	—	—	—	—	—	—	—	—	—	
CAREER		1-0	0	0	0	0-0	0	0	0-0	—	—	—	—	—	—	—	—		



ATKINS, GENO

DT #97

Height: 6-1
Weight: 300
College: Georgia
Experience: 8th-year player in 2017

2016 games-starts: 16-16
Career games-starts: 105-89
Born: 3-28-88
Hometown: Pembroke Pines, Fla.
Acquired: D4a'10

Atkins was voted in 2016 to his fifth Pro Bowl in seven campaigns, and was named first-team All-Pro by The Sporting News ... Had 4.5 sacks in the last four games and claimed NFL season lead for sacks by interior linemen (nine) ... Has twice led NFL outright in interior-line sacks (2012 and '16), and has shared league lead twice ('11 and '15) ... Named AFC Defensive Player of the Week for Dec. 11 at Cleveland ... No Bengals DL has had as many Pro Bowl selections, and Atkins is second behind CB Lemar Parrish (six) for most by any Bengals defensive player.

Career transactions: Selected by Cincinnati in fourth round of 2010 NFL Draft (120th overall) ... Signed with Bengals on 7-17-10 ... Signed contract extension with Bengals on 9-2-13.

Pro Bowl participation: Selected to and played in five games ... Starter in 2016 season game at Orlando, helping lead 20-13 AFC victory, with 1.5 sacks among three tackles ... Starter and team captain for victorious Team Irvin in 2015 season game at Honolulu, leading team's D-line in tackles (four, with two for losses) ... Started for victorious Team Irvin in 2014 season game at Glendale, Ariz. (no statistics) ... Voted as AFC starter for 2012 season game and had one tackle ... Two tackles (one for a loss) for AFC in 2011 season contest.

He's a sack man: Propelled by four seasons of leading or tying for the lead in sacks by NFL interior linemen, Atkins has raised his career sacks total to 52. That was the most among active interior linemen as the 2016 season concluded, five ahead of Ndamukong Suh of Miami. Atkins' total ranks fifth in Bengals history and first among interior linemen.

2016 general: Started Games 1-16, with 32 tackles, including a team-leading nine sacks ... Had 4.5 sacks in the last four games and claimed NFL season lead for sacks by interior linemen (nine) ... Among NFL interior linemen, Aaron Donald of Los Angeles ranked second in sacks with eight ... Atkins also led Bengals in tackles-for-loss (13) and QB hits (26) ... Named Defensive MVP in the AFC North by vote of ESPN.com beat writers covering the division.

2016 game-by-game: Four tackles on Sept. 11 at N.Y. Jets, including one-yard sack of Ryan Fitzpatrick, one-yard TFL on Matt Forte in a goal-line situation, and one additional TFL ... Credited with 1.5 sacks for a combined loss of 10.5 yards against Ryan Tannehill on Sept. 29 vs. Miami ... Three QB hits Oct. 23 vs. Cleveland, tied for team high ... Sacked Kirk Cousins for 12-yard loss to Washington 12 on Oct. 30 vs. Redskins in London, helping force a punt ... Had team-high three QB hits against Eli Manning, including an 11-yard fourth-down sack, on Nov. 14 at N.Y. Giants ... On Dec. 11 at Cleveland, his 11-yard sack of Robert Griffin III on consecutive plays in fourth quarter helped seal victory, and he had four total QB hits for the game ... His three tackles Dec. 18 vs. Pittsburgh included one-yard sack of Ben Roethlisberger, and he had one additional QB hit ... Had a seven-yard sack of Tom Savage among his three tackles Dec. 24 at Houston ... Shared a sack of Joe Flacco on Jan. 1 vs. Baltimore and had one additional QB hit.

Previous seasons: 2010—Fourth-round draftee played his way into regular D-line rotation early in training camp ... Went on to play in every game, with one start, and led team in coaches' compilation of QB pressures (19) ... Had

20 tackles, and was second on team in sacks (three) ... Had first career solo sack on Dec. 19 vs. Cleveland, dropping Colt McCoy for one-yard loss ... Three QB pressures in first pro start, Dec. 12 at Pittsburgh. 2011—Played in every game, with 15 starts, and started Wild Card playoff at Houston ... His 7.5 sacks tied DT Tommy Kelly of Oakland for NFL lead among interior linemen ... First interior lineman to lead Bengals in sacks since 1996 (Dan Wilkinson with 6.5) ... His 68 tackles ranked second on line ... Second on team in QB pressures (22) ... Tied for team lead in combined fumbles forced/recovered (four) ... On Oct. 9 at Jacksonville, scored his first TD at any level of football after recovering a fumble from QB Blaine Gabbert on Jacksonville's final play and returning 10 yards for the score ... Had five tackles with a sack in the team's Wild Card playoff on 1-7-12 at Houston. 2012—Started all 16 games and Wild Card playoff at Houston, and his team-leading 12.5 sacks in regular season were 4.5 ahead of next-best NFL interior lineman (Detroit's Ndamukong Suh at eight) ... Set Bengals record for sacks by an interior lineman, easily topping Dan Wilkinson's eight from 1996 ... Tied for team lead in forced fumbles (four) ... Also led Bengals in tackles-for-loss (15) and QB pressures (35) ... Named as AFC Defensive Player of the Week for his performance in Cincinnati's playoff-clinching win Dec. 23 at Pittsburgh, sacking Ben Roethlisberger twice for 17 yards, forcing a fumble and leading line in tackles (eight). 2013—Started at DT in Games 1-9 ... Suffered knee injury (ACL tear) in second quarter of Game 9, Oct. 31 at Miami; and placed Nov. 4 on Reserve/Injured list ... His six sacks led the team through the point of his knee injury. 2014—Named to his third Pro Bowl, as injury replacement for Detroit DT Ndamukong Suh ... Totaled 34 tackles, three sacks (second on team), eight tackles for-loss (second) and seven QB hits (third) ... On Nov. 23 at Houston, tackled RB Alfred Blue in the end zone for a safety in second quarter, giving Bengals 9-0 lead ... On Dec. 14 at Cleveland, had 10-yard sack of Johnny Manziel to force a punt. 2015—Started in Games 1-16, with 11 sacks (second on team, tied for first among NFL interior linemen) ... Second on team in QB hits (19) ... Also started in Wild Card playoff ... On Oct. 4 vs. Kansas City, logged 10-yard sack of Alex Smith and a TFL on a rushing play ... On Oct. 11 vs. Seattle, sacked Russell Wilson at the scrimmage line on third down in fourth quarter, forcing a punt, and Bengals then drove for tying FG that sent game into overtime ... His two tackles Nov. 1 at Pittsburgh included one for a loss on a running play and an eight-yard sack of Ben Roethlisberger on the Steelers' final possession ... On Nov. 5 vs. Cleveland, logged four tackles, including one for loss on a running play, and an eight-yard sack of Johnny Manziel in fourth quarter ... Season-high two sacks Dec. 20 at San Francisco, both against Blaine Gabbert and also had a four-yard tackle-for-loss against RB Shaun Draughn ... His three tackles in Wild Card playoff Jan. 9 vs. Pittsburgh included a five-yard sack of Ben Roethlisberger.

College: Played four seasons (2006-09) at Georgia ... Named team's defensive MVP as a senior ... Played in team's last 45 games of his career ... Totaled 50 games and 23 starts ... Helped Bulldogs post 38-14 record, including 4-0 in bowl games ... Totaled 120 tackles, with 11 sacks.

Personal: Hometown is Pembroke Pines, Fla. ... Attended St. Thomas Aquinas High School, where he was named Florida Class 5-A Defensive Player of the Year as a senior ... His father, Gene Atkins, had a 10-year NFL career at S with New Orleans and Miami ... Was a housing major at Georgia ... Enjoys traveling and movies ... First name is pronounced "JEE-no."

GENO ATKINS' STATISTICS

YEAR	TEAM	G-S	DEFENSE						INTERCEPTIONS					SCORING					
			ST	AT	TT	SKS-YDS	PD	FF	FR-YDS	NO	YDS	AVG	LG	TD	TD	TD-IntRt	TD-FRRt	S	PTS
2010	Cincinnati	16-1	12	8	20	3-11	1	0	0-0	—	—	—	—	—	0	0	0	0	0
2011	Cincinnati	16-15	41	27	68	7.5-37.5	2	2	2-19	—	—	—	—	—	1	0	1	0	6
2012	Cincinnati	16-16	51	17	68	12.5-90	2	4	0-0	—	—	—	—	—	0	0	0	0	0
2013	Cincinnati	9-9	15	14	29	6-52.5	0	0	0-0	—	—	—	—	—	0	0	0	0	0
2014	Cincinnati	16-16	20	14	34	3-23.5	1	1	0-0	—	—	—	—	—	0	0	0	1	2
2015	Cincinnati	16-16	31	11	42	11-86	0	1	0-0	—	—	—	—	—	0	0	0	0	0
2016	Cincinnati	16-16	21	11	32	9-63	0	0	0-0	—	—	—	—	—	0	0	0	0	0
CAREER		105-89	191	102	293	52-363.5	6	8	2-19	—	—	—	—	—	1	0	1	1	8

POSTSEASON																		
YEAR	TEAM	G-S	DEFENSE						INTERCEPTIONS					SCORING				
			ST	AT	TT	SKS-YDS	PD	FF	FR-YDS	NO	YDS	AVG	LG	TD	TD	TD-IntRt	TD-FRRt	S
2011	Cincinnati	1-1	4	1	5	1-0	0	0	0-0	—	—	—	—	—	—	—	—	—
2012	Cincinnati	1-1	0	2	2	0-0	0	0	0-0	—	—	—	—	—	—	—	—	
2013	Cincinnati	0-0	DID NOT PLAY*						DID NOT PLAY*					DID NOT PLAY*				
2014	Cincinnati	1-1	2	1	3	0.5-4	0	0	0-0	—	—	—	—	—	—	—	—	
2015	Cincinnati	1-1	3	0	3	1-5	0	0	0-0	—	—	—	—	—	—	—	—	
CAREER		4-4	9	4	13	2.5-9	0	0	0-0	—	—	—	—	—	—	—	—	

* NOTE: Atkins was on the Reserve/Injured list for one postseason with Cincinnati in 2013.

2016 GAME-BY-GAME																
DATE	OPPONENT	DEFENSE								INTERCEPTIONS						
		ST	AT	TT	SKS-YDS	INT-YDS	PD	FF	FR-YDS	NO	YDS	AVG	LG	TD		
9-11	at N.Y. Jets	3	1	4	1-1	0-0	0	0	0-0	—	—	—	—	—		
9-18	at Pittsburgh	1	2	3	0-0	0-0	0	0	0-0	—	—	—	—	—		
9-25	DENVER	1	1	2	0-0	0-0	0	0	0-0	—	—	—	—	—		
9-29	MIAMI	1	1	2	1.5-10.5	0-0	0	0	0-0	—	—	—	—	—		
10-9	at Dallas	0	0	0	0-0	0-0	0	0	0-0	—	—	—	—	—		
10-16	at New England	2	1	3	0-0	0-0	0	0	0-0	—	—	—	—	—		
10-23	CLEVELAND	0	0	0	0-0	0-0	0	0	0-0	—	—	—	—	—		
10-30	WASHINGTON	2	0	2	1-12	0-0	0	0	0-0	—	—	—	—	—		
11-6	— BYE —															
11-14	at N.Y. Giants	2	0	2	1-11	0-0	0	0	0-0	—	—	—	—	—		
11-20	BUFFALO	1	0	1	0-0	0-0	0	0	0-0	—	—	—	—	—		
11-27	at Baltimore	0	0	0	0-0	0-0	0	0	0-0	—	—	—	—	—		
12-4	PHILADELPHIA	0	1	1	0-0	0-0	0	0	0-0	—	—	—	—	—		
12-11	at Cleveland	4	1	5	2-19	0-0	0	0	0-0	—	—	—	—	—		
12-18	PITTSBURGH	1	2	3	1-1	0-0	0	0	0-0	—	—	—	—	—		
12-24	at Houston	3	0	3	1-7	0-0	0	0	0-0	—	—	—	—	—		
1-1	BALTIMORE	0	1	1	0.5-1.5	0-0	0	0	0-0	—	—	—	—	—		
TOTALS		21	11	32	9-63	0-0	0	0	0-0	—	—	—	—	—		



BELL, BRANDON

LB #52

Height: 6-1
Weight: 230
College: Penn State
Experience: Rookie in 2017

2016 games-starts: 0-0
Career games-starts: 0-0
Born: 1-9-95
Hometown: Mays Landing, N.J.
Acquired: CFA'17

A leader and tackling machine in four seasons at Penn State, Bell looks to be the latest college free agent LB to earn a spot on Bengals' roster ... Totaled 224 career tackles, including 27 for losses ... Was second on the team in 2016 with 75 tackles, despite missing four games mid-year due to injury ... Played his best in big games, logging double-digit tackles in 2016 wins over Ohio State (18) and Michigan State (18), as well as in the team's comeback win over Wisconsin (13) in the Big Ten Championship.


Career transactions: Signed with Cincinnati as college free agent on 5-5-17.

College highlights: Played in 42 games, with 32 starts ... Totaled 224 tackles, including 27 for losses, with 11.5 sacks, four INTs, seven forced fumbles and one fumble recovery. **2016**—Honorable mention all-Big Ten (coaches and media) ... Team captain ... Started 10 games, but missed four mid-year due to injury ... Totaled 88 tackles, including two 18-tackle efforts ... Recorded 7.5 tackles for losses, including four sacks, with two INTs, three pass breakups and three forced fumbles ... After missing four games due to injury, returned to lineup in upset win vs. Ohio State and recorded 18 tackles, including first-quarter sack, and had a pass breakup ... Performance vs. Ohio State earned him Big Ten Defensive Player of the Week and Bednarik Award Player of the Week ... In win at Indiana, recorded eight tackles, including 2.5 for losses, with a fourth-quarter sack, and forced a fumble that was recovered by PSU and returned for a TD ... Tied career high with 18 tackles in win vs. Michigan State, and added one pass breakup ... His 13 tackles in Big Ten Championship Game

comeback win vs. Wisconsin tied the conference title game's record, and he also added a forced fumble and pass breakup ... In Rose Bowl vs. USC, logged a tackle and an INT, which he returned 24 yards to the three-yard line to set up a TD, before leaving game with an injury. **2015**—Started 11 games, missing two due to injury ... Totaled 65 tackles, including 12.5 for losses, with 5.5 sacks, three forced fumbles and a fumble recovery and an INT ... Seven tackles vs. Temple, including 2.5 for losses, with a sack/fumble ... Six tackles vs. Maryland, including 3.5 for losses and a sack, and forced a fumble in the fourth quarter with Maryland driving to take lead ... Five tackles vs. Michigan, including a strip/sack in which he also recovered the fumble ... Recorded game-high 11 tackles in TaxSlayer Bowl vs. Georgia. **2014**—Played in 11 games, with 10 starts ... Totaled 47 tackles, including seven for losses, with two sacks, three pass breakups and one INT. **2013**—Played in 10 games, with one start ... Totaled 24 tackles and one forced fumble, along with six special teams tackles ... Made first career start in win at Wisconsin and totaled six tackles, along with a hit on QB Joel Stave that helped force an interception.

High school: Attended Oakcrest High School in Mays Landing, N.J. (outside Atlantic City) ... Four-year letterman ... Totaled 309 career tackles at linebacker and 1000 yards rushing at RB ... Recorded 112 tackles, two sacks, four forced fumbles and an INT as a senior, en route to being named All-South Jersey First Team.

Personal: Hometown is Mays Landing, N.J. ... Communications major at Penn State.



BENWIKERE, BENE

CB #23

Height: 6-0
Weight: 195
College: San Jose State
Experience: 4th-year player

2016 games-starts: 4-4 (4-4 Car.; 0-0 Mia.)
Career games-starts: 27-14
Born: 9-3-91
Hometown: Los Angeles, Calif.
Acquired: FA'17

A fourth-year pro for 2017, Benwikere signed with Bengals as a free agent in February ... Brings 27 games of NFL experience (14 starts) for Carolina ... Has career totals of 109 tackles, two INTs, 21 PDs, two FFs, three FRs and one sack ... After release by Carolina in '16, was on Miami roster and practice squad.

Career transactions: Selected by Carolina in fifth round of 2014 NFL Draft (148th overall) ... Signed by Panthers on 5-21-14 ... Waived by Panthers on 10-7-16 ... Acquired on waivers by Miami on 10-10-16 ... Waived by Dolphins on 11-8-16 ... Signed to Dolphins practice squad on 11-10-16 ... Signed with Cincinnati as a free agent on 2-15-17.

2016 highlights: Started Games 1-4 for Carolina, totaling 10 tackles, one INT and four passes defended ... On Sept. 8 at Denver, intercepted deep Trevor Siemian pass at Panthers' 10 in third quarter ... Four tackles and a pass defended Sept. 18 vs. San Francisco ... Four tackles and two passes defended Oct. 2 at Atlanta ... Waived prior to Game 5, and acquired by Miami ... Inactive for Dolphins for Games 6-8 ... On Dolphins practice squad for remainder of season and postseason.

Previous seasons: **2014**—Played 10 games for Carolina (six starts), and started both postseason games ... Inactive Games 6-11 due to ankle injury ... Had 38 tackles, one INT, seven PDs, one FF and two FRs ... In NFL debut Sept. 7 at Tampa Bay, his FR (fumble by RB Bobby Rainey) sealed win with 1:27 left ... Snagged first pro INT Dec. 7 at New Orleans, picking off Drew Brees to set up TD ... In Wild Card vs. Arizona, helped set NFL postseason record for fewest net yards allowed (78). **2015**—Played 13 Panthers games (four starts), with 61 tackles, 10 PDs, a FF and a FR ... Missed Games 14-16 due to ankle injury ... Had sack-and-strip on Kirk Cousins Nov. 22 vs. Washington; also had the FR.

College: Played four seasons (2010-13) at San Jose State, seeing action in 47 games (30 starts) ... Finished with 14 INTs, tied for school record ... Also tied school marks for INTs in consecutive games (four) and INTs in one game (three vs. Louisiana Tech in '12, all in second half) ... Had 214 career tackles.

Personal: Hometown is Los Angeles, Calif. ... Attended Serra High School ... Sociology major at San Jose State ... First name is pronounced "beh-NAY" and last name pronounced "ben-WICK-er-ee".

BENE BENWIKERE'S STATISTICS

YEAR	TEAM	G-S	DEFENSE						INTERCEPTIONS					SCORING					
			ST	AT	TT	SKS-YDS	PD	FF	FR-YDS	NO	YDS	AVG	LG	TD	TD	TD-IntRt	TD-FRRt	S	PTS
2014	Carolina	10-6	28	10	38	0-0	7	1	2-6	1	0	0.0	0	0	—	—	—	—	—
2015	Carolina	13-4	52	9	61	1-9	10	1	1-0	0	0	—	—	0	—	—	—	—	—
2016	Carolina	4-4	9	1	10	0-0	4	0	0-0	1	1	1.0	1	0	—	—	—	—	—
	Miami	0-0	DID NOT PLAY*						DID NOT PLAY*					DID NOT PLAY*					
CAR. TOTALS		27-14	89	20	109	1-9	21	2	3-6	2	1	0.5	1	0	—	—	—	—	—
MIA. TOTALS		0-0	0	0	0	0-0	0	0	0-0	0	0	—	—	0	—	—	—	—	—
CAREER		27-14	89	20	109	1-9	21	2	3-6	2	1	0.5	1	0	—	—	—	—	—

POSTSEASON


BENE BENWIKERE'S STATISTICS

YEAR	TEAM	G-S	DEFENSE						INTERCEPTIONS					SCORING					
			ST	AT	TT	SKS-YDS	PD	FF	FR-YDS	NO	YDS	AVG	LG	TD	TD	TD-IntRt	TD-FRRt	S	PTS
2014	Carolina	2-2	2	1	3	0-0	1	0	0-0	—	—	—	—	—	—	—	—	—	—
2015	Carolina	0-0	DID NOT PLAY*						DID NOT PLAY*					DID NOT PLAY*					
2016	Miami	0-0	DID NOT PLAY*						DID NOT PLAY*					DID NOT PLAY*					
CAR. TOTALS		2-2	2	1	3	0-0	1	0	0-0	—	—	—	—	—	—	—	—	—	—
MIA. TOTALS		0-0	0	0	0	0-0	0	0	0-0	—	—	—	—	—	—	—	—	—	—
CAREER		2-2	2	1	3	0-0	1	0	0-0	—	—	—	—	—	—	—	—	—	—

* NOTE: Benwikere was on the Reserve/Injured list for three postseason games with Carolina in 2015. In 2016, he was inactive for three regular-season games and on the practice squad for eight regular-season games and one postseason game with Miami.

2016 GAME-BY-GAME

DATE	OPPONENT	DEFENSE									INTERCEPTIONS				
		ST	AT	TT	SKS-YDS	INT-YDS	PD	FF	FR-YDS	NO	YDS	AVG	LG	TD	
Carolina															
9-8	at Denver	2	0	2	0-0	1-1	1	0	0-0	1	1	1-0	1	0	
9-18	SAN FRANCISCO	3	1	4	0-0	0-0	1	0	0-0	0	0	—	—	0	
9-25	MINNESOTA	0	0	0	0-0	0-0	0	0	0-0	0	0	—	—	0	
10-2	at Atlanta	4	0	4	0-0	0-0	2	0	0-0	0	0	—	—	0	
10-10	TAMPA BAY	NOT WITH AN NFL TEAM									NOT WITH AN NFL TEAM				
Miami															
10-16	PITTSBURGH	INACTIVE									INACTIVE				
10-23	BUFFALO	INACTIVE									INACTIVE				
10-30	— BYE —														
11-6	N.Y. JETS	INACTIVE									INACTIVE				
11-13	at San Diego	PRACTICE SQUAD									PRACTICE SQUAD				
11-20	at Los Angeles	PRACTICE SQUAD									PRACTICE SQUAD				
11-27	SAN FRANCISCO	PRACTICE SQUAD									PRACTICE SQUAD				
12-4	at Baltimore	PRACTICE SQUAD									PRACTICE SQUAD				
12-11	ARIZONA	PRACTICE SQUAD									PRACTICE SQUAD				
12-17	at N.Y. Jets	PRACTICE SQUAD									PRACTICE SQUAD				
12-24	at Buffalo	PRACTICE SQUAD									PRACTICE SQUAD				
1-1	NEW ENGLAND	PRACTICE SQUAD									PRACTICE SQUAD				
TOTALS		9	1	10	0-0	1-1	4	0	0-0	1	1	1.0	1	0	



BERNARD, GIOVANI

HB #25

Height: 5-9
Weight: 205
College: North Carolina
Experience: 5th-year player in 2017

2016 games-starts: 10-2
Career games-starts: 55-12
Born: 11-22-91
Hometown: Boca Raton, Fla.
Acquired: D2a'13

Bernard has been a high-impact addition to offense since 2013 debut, but his 2016 season ended Nov. 20 vs. Buffalo, when he suffered a major knee injury (ACL tear) ... Through the Buffalo game, he ranked third on team in yards from scrimmage (673), just 12 yards behind second-place Jeremy Hill ... Set team record for receiving yards in a game by a RB (128) in 2015 at Arizona ... His 89-yard TD run vs. Carolina in '14 is second-longest rush in team history.

Career transactions: Selected by Cincinnati in second round of 2013 NFL Draft (37th overall) ... Signed with Bengals on 5-23-13 ... Signed contract extension with Bengals on 6-8-16.

2016 general: Played in Games 1-10 with two starts ... Placed Nov. 22 on Reserve/Injured, due to knee injury (ACL tear) suffered in Game 10 ... Rushed 91-for-337 (3.7) with two TDs and caught 39-for-336 (8.6) with one TD.

2016 game-by-game: On Sept. 18 at Pittsburgh, had career-best nine catches for 100 yards, with 25-yard TD catch, and also rushed five-for-17 ... Led team in scrimmage yards (96) Oct. 9 at Dallas, rushing nine-for-50 and catching six-for-46 ... Led from team in yards scrimmage (94) Oct. 16 at New England, rushing 15-for-49 and catching four-for-45 ... Rushed for personal season-best 80 yards, on 17 carries Oct. 23 vs. Cleveland, and caught one-for-seven ... Rushed 11-for-52 with eight-yard TD, and had 14-yard reception on Oct. 30 vs. Washington in London ... Placed Nov. 22 on Reserve/Injured list, due to knee injury suffered Nov. 20 vs. Buffalo ... Prior to suffering injury vs. Buffalo, rushed seven-for-21 and caught five-for-40 ... Also vs. Buffalo, had a major hustle play on which he ran down CB Stephon Gilmore at Bengals three after a 49-yard INT return.

Previous seasons: **2013**—Rookie's 1209 yards from scrimmage ranked second on team, behind WR A.J. Green, and his total was second-most in Bengals history by a rookie, behind only 1388 by HB Corey Dillon in 1997 ... Rushed for 4.1-yard average (170-695), and his 56 receptions (second on team) set a Bengals record for a RB, breaking James Brooks' record of 55 in 1985 ... His 514 receiving yards were third-most for any Bengals RB ... Scored eight TDs (five rushing, three receiving) ... Led team in offensive touches (226), and selected to All-Rookie team by Pro Football Weekly/Pro Football Writers Association ... On Sept. 16 vs. Pittsburgh, became first Bengals rookie to score rushing and receiving TD in same game since FB Craig Taylor in 1989 ... Had 100 scrimmage yards (72 receiving and 28 rushing) Oct. 13 at Buffalo, scoring 20-yard TD on shovel pass in second quarter and adding key 23-yard receiving gain in OT ... On Oct. 20 at Detroit, had key eight-yard reception as time was ticking down to set up game-winning FG ... On Oct. 31 at Miami, scored two TDs, including 35-yard highlight reel effort on which he appeared to be stopped for a loss but reversed field and slipped multiple tackles en route to end zone ... On Dec. 8 vs. Indianapolis, rushed for team season-high 99 yards on 12 carries (8.3) and caught four-for-49, leading team in scrimmage yards with personal season-high of 148 ... Logged 118 scrimmage yards in Wild Card playoff on 1-5-14 vs.

San Diego (12-45 rushing and 7-73 receiving). **2014**—Contributed 1029 scrimmage yards despite missing Games 8-10 due to hip and clavicle injuries ... Ranked third in scrimmage yards and second in TDs (seven) ... Tallied career-best 169 yards from scrimmage (team high for the season) Sept. 14 vs. Atlanta, rushing 27-for-90, with a four-yard TD, and catching a team-high five-for-79 ... Two one-yard TD runs Sept. 21 vs. Tennessee ... On Oct. 12 vs. Carolina, had 18 rushes for a career-high 137 yards (7.6), with an 89-yard TD, second-longest rush in Bengals history ... Logged 103 scrimmage yards Dec. 14 at Cleveland, rushing 15-for-79 (5.3), and caught three-for-24, including key 14-yard reception to Browns five on a third-down play on opening TD drive ... Led team in scrimmage yards (52) in Wild Card playoff at Indianapolis. **2015**—Played in Games 1-16, with one start, and also played in Wild Card playoff ... Finished regular season 154-for-730 rushing (4.7 average), with two TDs, and also had 49 receptions for 472 yards (9.6) ... Key performer in win Sept. 20 vs. San Diego, rushing 20-for-123 (6.2) and adding three receptions for 16 yards ... On Sept. 27 at Baltimore, his 23-yard run through traffic with a dump-off pass helped key winning TD drive ... On Oct. 11 vs. Seattle, led team in rushing (15-80) and yards from scrimmage (101), including a 13-yard run that put Cincinnati in range for the winning FG in overtime ... His 128 receiving yards Nov. 22 at Arizona set team record for a RB in a game, surpassing 119 by Brandon Bennett in 1998 at Pittsburgh ... Rushed six-for-28 (4.7) and had two catches for two yards in Wild Card playoff on 1-9-16 vs. Pittsburgh.

College: Played two seasons (2011-12) at North Carolina, after taking a redshirt year in '10 due to knee injury ... Scored 31 TDs over his two campaigns and set school record for yards-per-rush (5.9) ... Rushed for 2481 yards and added 852 more as a receiver (92 catches) ... First UNC player since Natrone Means in 1990-91 to produce back-to-back 1000-yard rushing seasons (1253 and 1228) ... Consistent performer who averaged 107.9 rushing yards and 144.9 yards from scrimmage per game ... Scored 19 TDs in his 10 games in 2012, including two on punt returns, and finished second in voting for ACC Player of the Year ... In 2011, joined Amos Lawrence (1977) as only freshman tailbacks in UNC history to earn first-team All-ACC.

Personal: Hometown is Boca Raton, Fla. ... Attended St. Thomas Aquinas High School in Fort Lauderdale, Fla., where he was rated the No. 2 RB in Florida by the Orlando Sun-Sentinel, helping guide Raiders to consecutive Class 5A state titles as a sophomore and junior, followed by a 13-1 season as a senior ... Exercise and Sport Science major at North Carolina ... Older brother, Yvenson, was an All Pac-10 tailback at Oregon State and played in CFL ... Son of Haitian immigrants who established a dry cleaning business in Boca Raton ... Has made trips to Haiti during offseasons for community work activities ... In 2011, when he made successful comeback from serious 2010 knee injury (ACL tear), he won Atlantic Coast Conference's Brian Piccolo Award, for player displaying most courage ... Has established the RunGio Foundation to benefit a school in Haiti named after his mother, Josette Liuberis ... Hobbies include watching Netflix and photography ... First name is pronounced "jee-o-VAHN-ee."

GIOVANI BERNARD'S STATISTICS

YEAR	TEAM	G-S	RUSHING					RECEIVING					SCORING					
			ATT	YDS	AVG	LG	TD	NO	YDS	AVG	LG	TD	TD	TD-R	TD-P	TD-Rt	2-PIC	PTS
2013	Cincinnati	16-0	170	695	4.1	35t	5	56	514	9.2	41	3	8	5	3	0	0	48
2014	Cincinnati	13-9	168	680	4.0	89t	5	43	349	8.1	46	2	7	5	2	0	0	42
2015	Cincinnati	16-1	154	730	4.7	28	2	49	472	9.6	45	0	2	2	0	0	0	12
2016	Cincinnati	10-2	91	337	3.7	17	2	39	336	8.6	32	1	3	2	1	0	0	18
CAREER		55-12	583	2442	4.2	89t	14	187	1671	8.9	46	6	20	14	6	0	0	120

YEAR	TEAM	SPECIAL TEAMS					KICKOFF RETURNS					PUNT RETURNS									
		ST	AT	TT	FF	FR-YDS	BP	BFG	BXP	NO	YDS	AVG	FC	LG	TD	NO	YDS	AVG	FC	LG	TD
2015	Cincinnati	—	—	—	—	—	—	—	—	1	6	6.0	0	6	0	—	—	—	—	—	—
CAREER		—	—	—	—	—	—	—	—	1	6	6.0	0	6	0	—	—	—	—	—	—

RUSHING SINGLE-GAME HIGHS: ATTEMPTS—27 (9-14-14 vs. Atlanta). YARDS—137 (10-12-14 vs. Carolina). LONG—89t (10-12-14 vs. Carolina). TOUCHDOWNS—2 (two times; most recently on 9-21-14 vs. Tennessee).

RECEIVING SINGLE-GAME HIGHS: RECEPTIONS—9 (9-18-16 at Pittsburgh). YARDS—128 (11-22-15 at Arizona). LONG—46 (9-14-14 vs. Atlanta). TOUCHDOWNS—1 (six times; most recently on 9-18-16 at Pittsburgh).


POSTSEASON

YEAR	TEAM	G-S	RUSHING					RECEIVING					SCORING					
			ATT	YDS	AVG	LG	TD	NO	YDS	AVG	LG	TD	TD	TD-R	TD-P	TD-Rt	2-Ptc	PTS
2013	Cincinnati	1-0	12	45	3.8	12	0	7	73	10.4	17	0	—	—	—	—	—	—
2014	Cincinnati	1-0	3	6	2.0	6	0	8	46	5.8	13	0	—	—	—	—	—	
2015	Cincinnati	1-0	6	28	4.7	14	0	2	2	1.0	4	0	—	—	—	—	—	
CAREER		3-0	21	79	3.8	14	0	17	121	7.1	17	0	—	—	—	—	—	

CAREER GAME-BY-GAME

DATE	OPPONENT	RUSHING					RECEIVING				
		ATT	YDS	AVG	LG	TD	NO	YDS	AVG	LG	TD
2013 / CINCINNATI											
9-8	at Chicago	4	22	5.5	7	0	1	8	8.0	8	0
9-16	PITTSBURGH	8	38	4.8	8	1	1	27	27.0	27t	1
9-22	GREEN BAY	10	50	5.0	17	1	4	49	12.3	31	0
9-29	at Cleveland	10	37	3.7	6	0	6	38	6.3	10	0
10-6	NEW ENGLAND	13	62	4.8	28	0	2	7	3.5	6	0
10-13	at Buffalo	15	28	1.9	7	0	6	72	12.0	23	1
10-20	at Detroit	7	27	3.9	7	0	5	32	6.4	8	0
10-27	N.Y. JETS	5	18	3.6	5	0	1	9	9.0	9	0
10-31	at Miami	9	79	8.8	35t	2	4	25	6.3	10	0
11-10	at Baltimore	14	58	4.1	18	0	8	37	4.6	18t	1
11-17	CLEVELAND	10	45	4.5	13	0	4	41	10.3	25	0
11-24	— BYE —										
12-1	at San Diego	14	57	4.1	19	0	1	9	9.0	9	0
12-8	INDIANAPOLIS	12	99	8.3	20	0	4	49	12.3	22	0
12-15	at Pittsburgh	13	33	2.5	7	1	2	13	6.5	8	0
12-22	MINNESOTA	13	20	1.5	4	0	2	47	23.5	41	0
12-29	BALTIMORE	13	22	1.7	7	0	5	51	10.2	27	0
Postseason											
1-5	SAN DIEGO	12	45	3.8	12	0	7	73	10.4	17	0
2014 / CINCINNATI											
9-7	at Baltimore	14	48	3.4	16	0	6	62	10.3	32	0
9-14	ATLANTA	27	90	3.3	12	1	5	79	15.8	46	0
9-21	TENNESSEE	14	47	3.4	12	2	1	7	7.0	7	0
9-28	— BYE —										
10-5	at New England	13	62	4.8	13	0	2	10	5.0	7	0
10-12	CAROLINA	18	137	7.6	89t	1	4	20	5.0	11	0
10-19	at Indianapolis	7	17	2.4	6	0	2	-1	-0.5	0	0
10-26	BALTIMORE	16	45	2.8	8	1	2	2	1.0	2	0
11-2	JACKSONVILLE			INACTIVE					INACTIVE		
11-6	CLEVELAND			INACTIVE					INACTIVE		
11-16	at New Orleans			INACTIVE					INACTIVE		
11-23	at Houston	17	45	2.6	19	0	2	22	11.0	13	0
11-30	at Tampa Bay	10	49	4.9	15	0	1	4	4.0	4	0
12-7	PITTSBURGH	6	17	2.8	4	0	3	19	6.3	7	0
12-14	at Cleveland	15	79	5.3	14	0	3	24	8.0	14	0
12-22	DENVER	8	36	4.5	23	0	5	45	9.0	22t	1
12-28	at Pittsburgh	3	8	2.7	7	0	7	56	8.0	17t	1
Postseason											
1-4	at Indianapolis	3	6	2.0	6	0	8	46	5.8	13	0
2015 / CINCINNATI											
9-13	at Oakland	8	63	7.9	28	0	6	25	4.2	14	0
9-20	SAN DIEGO	20	123	6.2	26	0	3	16	5.3	9	0
9-27	at Baltimore	13	49	3.8	7	0	3	34	11.3	23	0
10-4	KANSAS CITY	13	62	4.8	16	1	0	0	—	—	0
10-11	SEATTLE	15	80	5.3	13	0	5	21	4.2	10	0
10-18	at Buffalo	8	50	6.3	17t	1	1	23	23.0	23	0
10-25	— BYE —										
11-1	at Pittsburgh	1	12	12.0	12	0	2	22	11.0	23	0
11-5	CLEVELAND	13	72	5.5	13	0	1	14	14.0	14	0
11-16	HOUSTON	8	36	4.5	9	0	5	43	8.6	15	0
11-22	at Arizona	6	18	3.0	10	0	8	128	16.0	41	0
11-29	ST. LOUIS	10	16	1.6	3	0	2	51	25.5	45	0
12-6	at Cleveland	5	26	5.2	9	0	1	9	9.0	9	0
12-13	PITTSBURGH	6	40	6.7	18	0	3	27	9.0	11	0
12-20	at San Francisco	14	33	2.4	6	0	4	18	4.5	14	0
12-28	at Denver	8	14	1.8	5	0	4	29	7.3	9	0
1-3	BALTIMORE	6	36	6.0	13	0	1	12	12.0	12	0
Postseason											
1-9	PITTSBURGH	6	28	4.7	14	0	2	2	1.0	4	0

DATE	OPPONENT	RUSHING					RECEIVING				
		ATT	YDS	AVG	LG	TD	NO	YDS	AVG	LG	TD
2016 / CINCINNATI											
9-11	at N.Y. Jets	5	25	5.0	11	0	2	5	2.5	4	0
9-18	at Pittsburgh	5	17	3.4	10	0	9	100	11.1	25t	1
9-25	DENVER	5	8	1.6	4	0	5	36	7.2	10	0
9-29	MIAMI	10	18	1.8	7	0	3	24	8.0	13	0
10-9	at Dallas	9	50	5.6	14	0	6	46	7.7	11	0
10-16	at New England	15	49	3.3	11	0	4	45	11.3	32	0
10-23	CLEVELAND	17	80	4.7	17	1	1	7	7.0	7	0
10-30	WASHINGTON	11	52	4.7	12	1	1	14	14.0	14	0
11-6	— BYE —										
11-14	at N.Y. Giants	7	17	2.4	7	0	3	19	6.3	10	0
11-20	BUFFALO	7	21	3.0	9	0	5	40	8.0	12	0
11-27	at Baltimore			RESERVE / INJURED					RESERVE / INJURED		
12-4	PHILADELPHIA			RESERVE / INJURED					RESERVE / INJURED		
12-11	at Cleveland			RESERVE / INJURED					RESERVE / INJURED		
12-18	PITTSBURGH			RESERVE / INJURED					RESERVE / INJURED		
12-24	at Houston			RESERVE / INJURED					RESERVE / INJURED		
1-1	BALTIMORE			RESERVE / INJURED					RESERVE / INJURED		



BILLINGS, ANDREW

DT #75

Height: 6-1
 Weight: 325
 College: Baylor
 Experience: 2nd-year player in 2017

2016 games-starts: 0-0
 Career games-starts: 0-0
 Born: 3-6-95
 Hometown: Waco, Texas
 Acquired: D4'16

Second-year player brought high buzz for fourth-round draft pick in 2016, but was sidelined for entire season with knee injury (meniscus tear) suffered in practice prior to preseason opener ... Dubbed as "College Football's Strongest Player" by NFL.com in early '16, he was rated among analysts as potential steal for Bengals, widely touted as best prospect not selected until Day 3 of NFL Draft ... Mainstay for program that went 32-7 during his three seasons, he was Associated Press first-team All-American in 2015 ... Also Co-Big 12 Defensive Player of the Year and conference Defensive Lineman of the Year.

Career transactions: Selected by Cincinnati in fourth round of 2016 NFL Draft (122nd overall) ... Signed with Bengals on 5-25-16.

2016 recap: Suffered season-ending knee injury (meniscus tear) in practice on Aug. 10; placed on Reserve/Injured list on Aug. 30.

College: Played three seasons (2013-15) at Baylor, playing 36 games, and 25 of his 27 starts came over his last two seasons ... Did not play a position


conductive to high tackling numbers, but 30 of his career 106 stops were for losses ... Started 12 games in '15 for 10-3 club that ended season with victory over North Carolina in Russell Athletic Bowl ... Fifteen of his 40 tackles in '15 were for losses, and he had career-best 5.5 sacks, earning unanimous first-team All-Big 12 selection ... Started 13 games in '14 for 11-2 team that won Big 12 championship ... Consensus first-team all-conference in his first year as a starter ... Made debut as a true freshman in '13 or 11-2 team, playing in 11 games (two starts) ... Six tackles in his first college start, a victory over Texas that clinched Big 12 championship and secured Baylor's first BCS bowl berth.

Personal: Hometown is Waco, Texas ... Communications major at Baylor ... Father played college baseball and mother ran college track ... Attended Waco (Texas) High School, where he earned Class 4A all-state honors as a senior ... Coaches credited him with 266 "pancake" hits on opposing players over his final two seasons ... Following his senior season, was ranked the No. 12 defensive line prospect in the nation by Rivals.com and Scout.com.

ANDREW BILLINGS' STATISTICS

YEAR	TEAM	G-S	DEFENSE						INTERCEPTIONS					SCORING					
			ST	AT	TT	SKS-YDS	PD	FF	FR-YDS	NO	YDS	AVG	LG	TD	TD	TD-IntRt	TD-FRRt	S	PTS
2016	Cincinnati	0-0	DID NOT PLAY*						DID NOT PLAY*					DID NOT PLAY*					
CAREER		0-0	0	0	0	0-0	0	0	0-0	—	—	—	—	—	—	—	—	—	—

* NOTE: Billings was on the Reserve/Injured list for 16 regular-season games with Cincinnati in 2016.



BODINE, RUSSELL

C #61

Height: 6-3
Weight: 308
College: North Carolina
Experience: 4th-year player in 2017

2016 games-starts: 16-16
Career games-starts: 48-48
Born: 6-30-92
Hometown: Scottsville, Va.
Acquired: D4'14

Bodine has started every game of his three-season Bengals career ... Only third player in team history obtained by trading up in draft (Bengals went up 12 spots in Round 4 in '14) ... Among Bengals rookie offensive linemen not drafted in first round, he became in '14 the first since G Eric Steinbach in '03 to start entire season.

Career transactions: Selected by Cincinnati in fourth round of 2014 NFL Draft (111th overall) ... Signed with Bengals on 5-23-14.

2016 highlights: Started at C in Games 1-16 ... Aided Andy Dalton passing totals of 366 yards on Sept. 11 at N.Y. Jets and Sept. 18 at Pittsburgh ... Blocked for rushing attack that totaled 143 net yards on Sept. 25 vs. Denver ... Helped offense control possession for 38:02 on Sept. 29 vs. Miami ... On Oct. 23 vs. Cleveland, part of Bengals' highest net offense (559) since 1990, with a 300-yard passer (Dalton, 308), 100-yard receiver (A.J. Green, 169) and 100-yard rusher (Jeremy Hill, 168) ... On Oct. 30 vs. Washington, helped offense generate 415 total net yards and a tied-for-franchise-record 35 first downs ... On Dec. 4 vs. Philadelphia, helped Andy Dalton stay sack-free as offense generated 412 yards ... Helped pave way for 213 rushing yards on Dec. 11 at Cleveland ... On Jan. 1 vs. Baltimore, supported first 100-yard rushing game for HB Rex Burkhead (27-119).

Previous seasons: **2014**—Bengals selected Bodine with the 111th selection in draft, trading Nos. 123 and 199 to Seattle to move up 12 spots in the fourth round ... Started every game, including Wild Card playoff ... Helped Bengals rank third in the NFL in fewest sacks allowed (23), third in least sack yardage allowed (130) and sixth in rushing yards (134.2 per game) ... Part of protection that allowed no sacks through Games 1-3 for first time in franchise history ... Helped power the way for three one-yard TD runs in goal line situations on Oct. 26 vs. Baltimore, including game winning TD by Andy Dalton on fourth-and-one play late in fourth quarter ... On Nov. 16 at New Orleans, supported Dalton passer rating of 143.9 (career-best to that point), and helped pave way for 186 rushing yards ... Helped power offense to 244 rushing yards on Dec. 14 at Cleveland, highest rushing yardage total for Bengals since Nov. 28, 2004 vs. Cleveland (253 yards) ... Had key block on Jeremy Hill 16-yard TD run at Cleveland ... In playoff-clinching win Dec. 22 vs. Denver, supported protection which allowed no sacks, and helped power offense to 207 rushing yards, marking first time Bengals had rushed for 200 yards in consecutive games since Weeks 10-12 of 2003, when they did it in three consecutive games. **2015**—Starter at C in Games 1-16 and in Wild Card playoff ... Supported a second straight sack-free game Sept. 20 vs. San Diego, with 175-yard rushing output ...

On Oct. 4 vs. Kansas City, helped offense allow no sacks as Bengals posted first game in franchise history with more than 300 net passing yards (321) and four rushing TDs ... In 27-24 OT win Oct. 11 vs. Seattle, helped lead rally from 24-7 fourth-quarter deficit as Bengals became first team since Week 15 of 2010 to win after trailing by 17 or more in final period ... Supported season-high Andy Dalton passer rating (146.8) on Dec. 6 at Cleveland, with only one sack allowed ... On Dec. 20 at San Francisco, supported 115.6 passer rating for AJ McCarron in QB's NFL starting debut ... Helped Bengals rush for 145 yards (5.4 per carry) in Jan. 3 win over Baltimore.

College: Played three seasons (2011-13) at North Carolina, with redshirt year in 2010 ... Entered NFL draft following his junior season ... Played 34 games with 27 starts ... Started at C his last two seasons after primarily playing guard as a freshman ... Credited by coaches with 23 TD-resulting blocks ... Started all 13 games at C in 2013 as a junior and earned All-Atlantic Coast conference honorable mention from league coaches ... A sophomore starter in 2012, helped Tar Heels to 8-4 season and school records for points (487) and points per game (40.8) ... The 2012 team ranked second in ACC in offense (5827), a 485.6-yard average per game.

Personal: Hometown is Scottsville, Va. ... Attended Fork Union (Va.) Military Academy, where he played G, C and DT ... Twice named all-state in the highest of the three private-school divisions ... Also lettered in prep track, and won indoor state shot put championship as a senior with a throw of 49 feet, 3.25 inches ... Majored at North Carolina in Communication Studies ... Last name is pronounced "BO-dine."

RUSSELL BODINE'S STATISTICS

GAMES-STARTS			
YEAR	TEAM	GAMES	STARTS
2014	Cincinnati.....	16	16
2015	Cincinnati.....	16	16
2016	Cincinnati.....	16	16
CAREER		48	48

POSTSEASON

GAMES-STARTS			
YEAR	TEAM	GAMES	STARTS
2014	Cincinnati.....	1	1
2015	Cincinnati.....	1	1
CAREER		2	2



BOLING, CLINT

G #65

Height: 6-5
Weight: 305
College: Georgia
Experience: 7th-year player in 2017

2016 games-starts: 14-14
Career games-starts: 79-77
Born: 5-9-89
Hometown: Alpharetta, Ga.
Acquired: D4'11

Versatile pro played his fifth season as a Bengals starter in '16, but battled a shoulder injury through much of the campaign and missed the last two games ... Despite the injury, missed only 14 offensive snaps in his 14 games played ... Has made starts at OT in past line shuffles to adjust to injuries.

Career transactions: Selected by Cincinnati in fourth round of 2011 NFL Draft (101st overall) ... Signed with Bengals on 7-29-11 ... Re-signed with Bengals as unrestricted free agent on 3-11-15.

2016 general: Started at LG in Games 1-14 ... Inactive for Game 15, due to cumulative effects of shoulder injury first sustained in Game 4, Sept. 29 vs. Miami ... Placed on Reserve/Injured list prior to Game 16, due to the shoulder injury.

2016 game-by-game: Aided Andy Dalton passing totals of 366 yards on Sept. 11 at N.Y. Jets and on Sept. 18 at Pittsburgh ... Blocked for rushing attack that totaled 143 net yards on Sept. 25 vs. Denver ... Helped offense control possession for 38:02 on Sept. 29 vs. Miami ... On Oct. 23 vs. Cleveland, part of Bengals' highest net offense (559) since 1990, with a 300-yard passer (Dalton, 308), a 100-yard receiver (A.J. Green, 169) and a 100-yard rusher (Jeremy Hill, 168) ... On Oct. 30 vs. Washington, helped offense generate 415 total net yards and a tied-for-franchise-record 35 first downs ... On Dec. 4 vs. Philadelphia, helped Dalton stay sack-free as offense generated 412 yards ... Helped pave way for 213 rushing yards on Dec. 11 at Cleveland.

Previous seasons: **2011**—Rookie started Games 1-3 at RG in place of suspended Bobbie Williams ... In reserve role for Games 4 and 16 ... Inactive for the other 11 games and for Wild Card playoff ... In season opener Sept. 11 at Cleveland, aided Cedric Benson's 121-yard rushing effort. **2012**—Started at LG in all 16 games, and also started Wild Card playoff at Houston ... Helped HB BenJarvus Green-Ellis rank first in NFL in third-and-one rushing conversions (14) ... Helped Green-Ellis rush for at least 100 yards four times in five-game stretch (Games 10-12 and 14), with 168.2 team average in that span ... Supported season-best 221 rushing yards with 6.5 average Nov. 25 vs. Oakland. **2013**—Started at LG in Games 1-12 ... Placed Dec. 3 on Reserve/Injured list, following knee injury suffered in Game 12, Dec. 1 at San Diego ... Contributed to Bengals '13 NFL rankings of 10th in net offense and tied for sixth in scoring ... On Oct. 13 at Buffalo, contributed to season-high in total net yards (483), including season-high 165 rushing. **2014**—Started at LG in Games 1-12 and 15-16, and in Wild Card playoff ... Started at ROT in Games 13-14, replacing injured Andre Smith ... Opened season as starting LG after quicker-than-expected recovery from December '13 knee injury ... Was key in Bengals ranking third in NFL in fewest sacks allowed (23), third in least sack yardage allowed (130) and sixth in rushing yards (134.2 per game) ... Averted offensive turnovers with pair of fumble recoveries ... Part of protection that allowed no sacks in Games 1-3 for first time in franchise history ... Helped power the way for three one-yard TD runs in goal line situations on Oct. 26 vs. Baltimore, including game winning TD by Andy Dalton on fourth-and-one play late in the fourth quarter ... On Nov. 16 at New Orleans, supported Dalton passer rating of 143.9 (career-best to that point), and helped pave way for 186 rushing yards ... Also at at New Orleans, had a key block on 62-yard Jeremy Hill rush ... Started at ROT and played some LG on

Dec. 14 at Cleveland, while helping power offense to 244 rushing yards, and recovered a Jeremy Hill fumble at Bengals 28 in fourth quarter. **2015**—Started at LG in Games 1-16 and in Wild Card playoff ... On Oct. 4 vs. Kansas City, helped allow no sacks as Bengals posted first game in franchise history with more than 300 net passing yards (321) and four rushing TDs ... In 27-24 OT win Oct. 11 vs. Seattle, helped lead rally from 24-7 fourth-quarter deficit as Bengals became first team since Week 15 of 2010 to win after trailing by 17 or more in final period ... Supported season-high Andy Dalton passer rating (146.8) on Dec. 6 at Cleveland, with only one sack allowed ... On Dec. 20 at San Francisco, supported 115.6 passer rating for AJ McCarron in QB's NFL starting debut ... Helped Bengals rush for 145 yards (5.4 per carry) in Jan. 3 win over Baltimore ... In Wild Card playoff on 1-9-16 vs. Pittsburgh, with the game still scoreless in second quarter, recovered an AJ McCarron fumble at Cincinnati 17.

College: Played four seasons (2007-10) at Georgia ... Capped career by earning 2010 first-team All-America honors from Pro Football Weekly ... Played every line position except center while seeing action in 51 games with 49 starts ... Departed with second-most starts for a non-kicker in school history, trailing only QB David Greene (52) ... Started 19 games at LOT, 19 at RG and 11 at ROT ... Voted to Georgia's 2001-10 Team of the Decade ... In his first three seasons, Bulldogs posted three bowl wins (Sugar, Capital One and Independence, in that order).

Personal: Hometown is Alpharetta, Ga. ... Attended Chattahoochee (Ga.) High, earning Class 5A All-State honors from the Atlanta Journal-Constitution and the Georgia Sports Writers Association as a senior in 2006 ... Also started for prep basketball team ... Earned degree from Georgia in insurance risk management ... In high school, named school's Academic Athlete of the Year in 2004 and '05 ... Married (wife Kelly) ... Favorite hobby is golf.

CLINT BOLING'S STATISTICS

GAMES-STARTS			
YEAR	TEAM	GAMES	STARTS
2011	Cincinnati.....	5	3
2012	Cincinnati.....	16	16
2013	Cincinnati.....	12	12
2014	Cincinnati.....	16	16
2015	Cincinnati.....	16	16
2016	Cincinnati.....	14	14
CAREER		79	77

POSTSEASON

GAMES-STARTS			
YEAR	TEAM	GAMES	STARTS
2011	Cincinnati.....	*DID NOT PLAY	
2012	Cincinnati.....	1	1
2013	Cincinnati.....	*DID NOT PLAY	
2014	Cincinnati.....	1	1
2015	Cincinnati.....	1	1
CAREER		3	3

* NOTE: Boling was active/DNP for one postseason game with Cincinnati in 2011. He was on the Reserve/Injured list for one postseason game with Cincinnati in 2013.



BOYD, TYLER

WR #83

Height: 6-2
Weight: 197
College: Pittsburgh
Experience: 2nd-year player in 2017

2016 games-starts: 16-2
Career games-starts: 16-2
Born: 11-15-94
Hometown: Clairton, Pa.
Acquired: D2'16

Second-year player opened 2016 season with productive play in No. 3 WR spot, and saw his targets increase as A.J. Green missed last seven games due to hamstring injury ... Led NFL rookies in third-down receptions (22), and tied for lead among rookies in third-down catches for first downs (16) ... Was youngest player on Bengals roster during the season (turned 22 on Nov. 15) ... In just three seasons at Pitt, established himself as school's career leader in receptions (254) and receiving yards (3361), and his 5243 all-purpose total stands second in program history, behind only the legendary Tony Dorsett.

Career transactions: Selected by Cincinnati in second round of 2016 NFL Draft (55th overall) ... Signed with Bengals on 5-16-16.

2016 general: Played in Games 1-16, with 54 receptions for 603 yards (11.2), with one TD ... His 22 third-down receptions outpaced Sterling Shepard of Giants (21) for most among NFL rookies ... Tied Shepard with his 16 third-down catches for first downs ... Averaged 14.5 yards on four rushes (58 yards total).

2016 game-by-game: In NFL debut Sept. 11 at N.Y. Jets, caught two-for-24 and also drew a 25-yard pass interference penalty against Jets ... On Sept. 18 at Pittsburgh, led all WRs in catches (six) and receiving yards (78), but was ruled to have made a crucial lost fumble on disputed play in fourth quarter ... On Oct. 16 at New England, had team's second-most receiving yards (79), on four catches, including a personal season-long of 30 yards ... Caught five-for-38 on Oct. 30 vs. Washington in London, with three of his catches producing first downs ... Saw increased action Nov. 20 vs. Buffalo, following injury to A.J. Green, and led team in receptions (six) and receiving yards (54), with his first NFL TD on a one-yard catch on a third-down play ... Caught five-for-62

on Nov. 27 at Baltimore, leading WRs in yards, with three catches converting third downs ... Caught four-for-66 on Dec. 4 vs. Philadelphia, with three third-down catches ... Led team in receptions (six) and receiving yards (49) on Dec. 11 at Cleveland, with three third-down catches for first downs ... Caught two-for-25 on Dec. 24 at Houston ... Caught two-for-39 on Jan. 1 vs. Baltimore.

More college highlights: Played three seasons (2013-15) at Pittsburgh, with 33 starts among his 38 games played ... Scored 23 TDs, including one rushing and one on a punt return ... Named first-team All-Atlantic Coast Conference by coaches and media in each of his last two seasons ... A true triple threat during his Pitt career, he in 2015 became the first NCAA player in eight years to log 20 or more yards each in receiving, rushing and passing in consecutive games ... Caught 91-for-926 (10.2) with six TDs in '15, and was team's second-leading rusher, at 40-for-349 (8.7) ... Capped his freshman 2013 season year in grand style in Little Caesar's Bowl win over Bowling Green, catching eight-for-173 (career yardage high, Pitt bowl record) and adding a 54-yard punt return for a TD.

Personal: Hometown is Clairton, Pa. ... Communications major at Pittsburgh ... Was one of Pennsylvania's most highly recruited players after a prolific career at perennial Class A power Clairton High, just outside Pittsburgh ... Playing multiple roles (RB, WR, QB, DB and PR), he set a career record for TDs (117) in the 10-county Western Pennsylvania Interscholastic Athletic League (WPIAL) ... Rushed for 2584 yards and 43 TDs as a senior ... Team went 63-1 in his career, including 48-0 in his three years as a starter ... Also lettered in basketball ... Has a daughter (Taylen).

TYLER BOYD'S STATISTICS

YEAR	TEAM	G-S	RECEIVING					RUSHING					SCORING					
			NO	YDS	AVG	LG	TD	ATT	YDS	AVG	LG	TD	TD	TD-R	TD-P	TD-Rt	2-PIC	PTS
2016	Cincinnati	16-2	54	603	11.2	30	1	4	58	14.5	39	0	1	0	1	0	0	6
CAREER		16-2	54	603	11.2	30	1	4	58	14.5	39	0	1	0	1	0	0	6

RECEIVING SINGLE-GAME HIGHS: RECEPTIONS—6 (three times; most recently on 12-11-16 at Cleveland). YARDS—79 (10-16-16 at New England). LONG—30 (10-16-16 at New England). TOUCHDOWNS—1 (11-20-16 vs. Buffalo).

RUSHING SINGLE-GAME HIGHS: ATTEMPTS—2 (12-11-16 at Cleveland). YARDS—40 (12-11-16 at Cleveland). LONG—39 (12-11-16 at Cleveland). TOUCHDOWNS—(none).

2016 GAME-BY-GAME

DATE	OPPONENT	RECEIVING					RUSHING				
		NO	YDS	AVG	LG	TD	ATT	YDS	AVG	LG	TD
9-11	at N.Y. Jets	2	24	12.0	14	0	0	0	—	—	0
9-18	at Pittsburgh	6	78	13.0	29	0	0	0	—	—	0
9-25	DENVER	3	18	6.0	9	0	0	0	—	—	0
9-29	MIAMI	1	10	10.0	10	0	0	0	—	—	0
10-9	at Dallas	3	33	11.0	20	0	0	0	—	—	0
10-16	at New England	4	79	19.8	30	0	0	0	—	—	0
10-23	CLEVELAND	1	3	3.0	3	0	0	0	—	—	0
10-30	WASHINGTON	5	38	7.6	9	0	1	3	3.0	3	0
11-6	— BYE —										
11-14	at N.Y. Giants	2	12	6.0	11	0	0	0	—	—	0
11-20	BUFFALO	6	54	9.0	13	1	0	0	—	—	0
11-27	at Baltimore	5	62	12.4	22	0	0	0	—	—	0
12-4	PHILADELPHIA	4	66	16.5	29	0	0	0	—	—	0
12-11	at Cleveland	6	49	8.2	11	0	2	40	20.0	39	0
12-18	PITTSBURGH	2	13	6.5	8	0	0	0	—	—	0
12-24	at Houston	2	25	12.5	21	0	0	0	—	—	0
1-1	BALTIMORE	2	39	19.5	26	0	1	15	15.0	15	0
TOTALS		54	603	11.2	30	1	4	58	14.5	39	0



BROWN, CHRIS

WR #88

Height: 6-1
 Weight: 195
 College: Notre Dame
 Experience: 2nd-year player in 2017

2016 games-starts: 0-0
 Career games-starts: 0-0
 Born: 12-8-93
 Hometown: Hanahan, S.C.
 Acquired: W(Dall.)'17

Second-year pro is in his first Bengals season in 2017 ... Acquired by Bengals on waivers from Dallas the week after Super Bowl LI ... Spent rookie season with Dallas on Reserve/Injured list, due to foot injury suffered in preseason ... Did not miss a game in four seasons at Notre Dame.

Career transactions: Signed with Dallas as a college free agent on 5-6-16 ... Waived (injured) by Cowboys on 8-18-16 ... Reverted to Cowboys (Reserve/Injured list) after clearing waivers on 8-19-16 ... Waived by Cowboys on 2-7-17 ... Acquired on waivers by Cincinnati on 2-8-17.

2016 recap: Played in Dallas' first preseason game, Aug. 13 at L.A. Rams with three catches for 19 yards, but suffered season-ending foot

injury in practice on Aug. 15 ... Spent regular season and postseason on Reserve/Injured list.

College: Played four seasons (2012-15) at Notre Dame, playing in all 52 games (32 starts) ... Had 104 career receptions for 1410 yards and six TDs ... Had 48 catches for 597 yards and four TDs while starting 11 games as senior.

Personal: Hometown is Hanahan, S.C. ... Attended Hanahan High School; ranked as state's No. 7 football prospect by 247 Sports ... Ran in Puerto Rico with U.S. Junior National Track Team after senior prep season ... African studies major at Notre Dame ... Active in community service with Cowboys, participating in United Healthcare Rookie Club and Cowboys' high school camp.

CHRIS BROWN'S STATISTICS

YEAR	TEAM	G-S	RECEIVING					RUSHING					SCORING					
			NO	YDS	AVG	LG	TD	ATT	YDS	AVG	LG	TD	TD	TD-R	TD-P	TD-Rt	2-PtC	PTS
2016	Dallas	0-0	DID NOT PLAY*					DID NOT PLAY*					DID NOT PLAY*					
CAREER		0-0	0	0	—	—	0	—	—	—	—	—	—	—	—	—	—	—

POSTSEASON

YEAR	TEAM	G-S	RECEIVING					RUSHING					SCORING					
			NO	YDS	AVG	LG	TD	ATT	YDS	AVG	LG	TD	TD	TD-R	TD-P	TD-Rt	2-PtC	PTS
2016	Dallas	0-0	DID NOT PLAY*					DID NOT PLAY*					DID NOT PLAY*					
CAREER		0-0	0	0	—	—	0	—	—	—	—	—	—	—	—	—	—	—

* NOTE: Brown was on the Reserve/Injured list for 16 regular-season games and one postseason game with Dallas in 2016.



BROWN, JONATHAN

K #7

Height: 5-10
Weight: 195
College: Louisville
Experience: 1st-year player in 2017

2015 games-starts: 0-0
Career games-starts: 0-0
Born: 12-7-92
Hometown: Clinton, Miss.
Acquired: FA'17

Brown joined Bengals in May of 2016 as an intriguing college free agent prospect, but reverted later in the month to Cincinnati's Reserve/Injured list, due to a foot injury ... Waived from Reserve/Injured at conclusion of preseason, but has been re-signed for another roster spot in 2017 ... Has primarily a soccer background and has kicked in only four college football games, on kickoffs only, but he displayed a big leg to Bengals scouts during Louisville's Pro Day in March of 2015 ... Started his college career on a soccer scholarship at Kentucky, transferred to Louisville's soccer program, and then gave up his scholarship to join the football program, where his opportunity in '15 was cut short by an injury ... Has been tutored in football by a fellow native Mississippian, former Rams K Brett Baer.

Career transactions: Signed with Cincinnati as a college free agent on 5-8-16 ... Waived (injured) by Bengals on 5-25-16 ... Reverted to Bengals (Reserve/Injured list) after clearing waivers on 5-26-16 ... Waived by Bengals (from Reserve/Injured list) on 8-30-16 ... Signed with Bengals as free agent on 1-20-17.

2016 recap: Signed with Bengals after team's rookie minicamp in May, having impressed coaches as a tryout player during the camp ... But suffered foot injury in offseason workouts on May 11 ... After being waived/injured and

subsequently reverting to Bengals' Reserve/Injured list, he was waived from R/I at conclusion of preseason, having completed rehab.

College recap: 2015—Limited by an oblique injury to one game for Louisville ... Had one kickoff for 65 yards. **2014**—Played in three games for Louisville, averaging 62.8 yards on nine kickoffs.

College soccer: 2013—Played in five games for Louisville ... Credited with three shots on goal. **2012**—Sat out the season while transferring to Louisville. **2011**—Played in 16 games for Kentucky, with four starts ... Credited with one assist and nine shots on goal.

Personal: Hometown is Clinton, Miss. ... Attended Clinton (Miss.) High School, where he was a two-time all-state soccer selection ... As as senior, scored 14 goals, including three game-winners, and had eight assists ... Earned a spot on the USA men's Under-17 national team.

NOTE ABOUT NFL EXPERIENCE: Brown did not earn an accrued year of experience toward NFL free agency in 2016 because he was not on a 53-player roster, a Reserve/Injured list or a Reserve/Physically Unable to Perform list for the required minimum of six games.

JONATHAN BROWN'S STATISTICS

YEAR	TEAM	G-S	FG	FGA	FG%	LG	SCORING					PTS
							BFG	XP	XPA	XP%	BXP	
2016	Cincinnati	0-0					DID NOT PLAY*					
CAREER		0-0	0	0	—	—	0	0	0	—	0	0

* NOTE: Brown was not with an NFL team in 2016.



BROWN, RYAN

DE #76

Height: 6-6
 Weight: 276
 College: Mississippi State
 Experience: 1st-year player in 2017

2016 games-starts: 0-0
 Career games-starts: 0-0
 Born: 6-10-94
 Hometown: New Orleans, La.
 Acquired: CFA'16

A college free agent signee in 2016, Brown played in all four preseason games and earned a spot on practice squad ... Three-year letterman and two-year starter for successful Mississippi State teams ... As an MSU senior, suffered a right foot stress fracture just after the season's midway point but continued to play, taking option to delay surgery until after the season.

Career transactions: Signed with Cincinnati as a college free agent on 5-6-16 ... Waived by Bengals on 9-3-16 ... Signed to Bengals practice squad on 9-4-16 ... Signed to Bengals roster on 1-2-17.

2016 recap: Played in all four preseason games, logging three tackles ... On practice squad for Games 1-16 ... Signed after Game 16 to 2017 offseason roster.

College: Played four seasons (2012-15) at Mississippi State ... Saw action in 45 games, with 24 of his 25 starts coming in his last two seasons ...

Totaled 106 tackles, including 7.5 sacks ... Helped lead 2015 Bulldogs to a 9-4 season, including Belk Bowl win over North Carolina State ... In 2014, played in all 13 games for 10-3 team, with 12 starts ... In 2013, played in all 13 games for team that closed year with Liberty Bowl win over Rice ... Played in seven games as true freshman for 9-4 team, and had a pass breakup in Gator Bowl win over Northwestern.

Personal: Hometown is New Orleans, La. ... Attended Archbishop Shaw High School, where he was credited with 6.5 sacks and 22 QB hurries as a senior ... Two-time member of the SEC Academic Honor Roll at Mississippi State, where his major was business administration.

NOTE ABOUT NFL EXPERIENCE: Brown did not earn an accrued year of experience toward NFL free agency in 2016 because he was not on a 53-player roster, a Reserve/Injured list or a Reserve/Physically Unable to Perform list for the required minimum of six games.

RYAN BROWN'S STATISTICS

YEAR	TEAM	G-S	DEFENSE						INTERCEPTIONS					SCORING					
			ST	AT	TT	SKS-YDS	PD	FF	FR-YDS	NO	YDS	AVG	LG	TD	TD	TD-IntRt	TD-FRRt	S	PTS
2016	Cincinnati	0-0	DID NOT PLAY*						DID NOT PLAY*					DID NOT PLAY*					
CAREER		0-0	0	0	0	0-0	0	0	0-0	—	—	—	—	—	—	—	—	—	—

* NOTE: Brown was on the practice squad for 16 regular-season games with Cincinnati in 2016.



BULLOCK, RANDY

K #4

Height: 5-9
Weight: 214
College: Texas A&M
Experience: 6th-year player in 2017

2016 games-starts: 5-0 (1-0 NYG; 1-0 Pitt.; 3-0 Cin.)
Career games-starts: 48-0
Born: 12-16-89
Hometown: Klein, Texas
Acquired: W(Pitt.)'16

Sixth-year pro was acquired by Bengals in 2016 on waivers from Pittsburgh, prior to Game 14 ... Has played in 48 NFL games, making 83 of 102 FG attempts (81.4 percent) and 97 of 101 PATs ... Is 28-for-30 on PATs (93.3 percent) at the 33-yard distance installed in 2015 ... Entered NFL in 2012 as a fifth-round draft choice by Houston ... Spent his rookie season on the Reserve/Injured list but kicked for the Texans in every game in 2012 and '13.

Career transactions: Selected by Houston in fifth round of 2012 NFL Draft (161st overall) ... Signed with Texans on 5-14-12 ... Waived by Texans on 9-29-15 ... Signed with N.Y. Jets as a free agent on 11-10-15 ... Signed with as an unrestricted free agent with N.Y. Giants on 8-23-16 ... Contract terminated by Giants on 9-13-16 ... Signed with Pittsburgh as a free agent on 12-3-16 ... Waived by Steelers on 12-12-16 ... Acquired on waivers by Cincinnati on 12-13-16.

2016 highlights: Signed by Giants during training camp ... Kicked for Giants in season opener at Dallas (two-for-three on PATs) ... Released by Giants prior to Game 2 ... Signed by Pittsburgh as replacement for injured K Chris Boswell, and kicked for Steelers on Dec. 4 vs. Giants, going three-for-three on FGs (44, 34, 38) and making only PAT try ... Active/DNP for Steelers Dec. 11 at Buffalo, as Boswell returned to action ... Waived by Steelers, and awarded to Bengals on waivers prior to Dec. 18 vs. Pittsburgh ... For Bengals vs. Steelers, two-for-two on FGs (23, 22) and PATs ... On Dec. 24 at Houston, made 43-yard FG on last play of first half for 3-0 Bengals lead, but missed 43-yarder at final gun ... Made both FG tries (23, 24) and all three PAT tries Jan. 1 vs. Baltimore.

Previous seasons: **2012**—Spent rookie season with Houston on Reserve/Injured list, due to leg injury suffered in preseason. **2013**—Kicked in all 16 games for Houston, going 26-for-35 on FGs and 26-for-26 on PATs ... Made his NFL debut on Monday Night Football, Sept. 9 at San Diego, and his 41-yard FG with 3:53 to play provided final points in 31-28 win ... Closed season with 12 straight made FGs. **2014**—Kicked in all 16 games for Texans, going 30-for-35 on FGs and 40-for-40 on PATs ... Went four-for-five on FG tries of 50 or more yards ... Set franchise records for FGs (six) and points (19) in a game on Dec. 21 vs. Baltimore, Texans winning 25-13 ... Three-for-three on FGs Sept. 28 vs. Buffalo, including kicks of 50 and 55 yards. **2015**—Opened season with Houston, kicking in Games 1-3, going five-for-six on FGs and three-for-five on PATs ... Later signed as free agent with N.Y. Jets, kicking in Games 9-16, going 14-for-17 on FGs and 19-for-20 on PATs ... For Jets on Dec. 6 at Giants, made 31-yard FG in overtime for 23-20 win ... On Dec. 19 at Dallas, his 40-yard FG with 0:36 to play secured 19-16 win.

College: Played four seasons (2008-11) at Texas A&M, leaving with school career records for points (365), FGs (63) and PATs (176) ... His 142 point total as a senior was a school record, and he led the nation with an average of 2.33 FGs per game ... First-team All-American as a senior, and won college football's Lou Groza Award (nation's top placekicker).

Personal: Hometown is Klein, Texas ... Attended Klein High School, where he earned All-Texas and Greater Houston honors ... Earned academic All-Big 12 honors at Texas A&M ... Last name is pronounced "BULL-luck."

RANDY BULLOCK'S STATISTICS

			SCORING									
YEAR	TEAM	G-S	FG	FGA	FG%	LG	BFG	XP	XPA	XP%	BXP	PTS
2012	Houston	0-0	DID NOT PLAY*									
2013	Houston	16-0	26	35	74.3	51	1	26	26	100.0	0	104
2014	Houston	16-0	30	35	85.7	55	2	40	40	100.0	0	130
2015	Houston	3-0	5	6	83.3	47	0	3	5	60.0	0	18
	N.Y. Jets	8-0	14	17	82.4	49	0	19	20	95.0	0	61
2016	N.Y. Giants	1-0	0	0	—	—	0	2	3	66.7	0	2
	Pittsburgh	1-0	3	3	100.0	44	0	1	1	100.0	0	10
	Cincinnati	3-0	5	6	83.3	43	0	6	6	100.0	0	21
HOU. TOTALS		35-0	61	76	80.3	55	3	69	71	97.2	0	252
NYJ TOTALS		8-0	14	17	82.4	49	0	19	20	95.0	0	61
NYG TOTALS		1-0	0	0	—	—	0	2	3	66.7	0	2
PITT. TOTALS		1-0	3	3	100.0	44	0	1	1	100.0	0	10
CIN. TOTALS		3-0	5	6	83.3	43	0	6	6	100.0	0	21
CAREER		48-0	83	102	81.4	55	3	97	101	96.0	0	346

			FIELD GOALS										
YEAR	TEAM	1-19	PCT	20-29	PCT	30-39	PCT	40-49	PCT	50+	PCT	TOT	FG%
2013	Houston	1-1	100.0	7-7	100.0	5-5	100.0	12-17	70.6	1-5	20.0	26-35	74.3
2014	Houston	0-0	—	6-7	85.7	13-15	86.7	7-8	87.5	4-5	80.0	30-35	85.7
2015	Houston	1-1	100.0	0-0	—	2-2	100.0	2-3	66.7	0-0	—	5-6	83.3
	N.Y. Jets	0-0	—	4-4	100.0	4-4	100.0	6-8	75.0	0-1	0.0	14-17	82.4
2016	N.Y. Giants	0-0	—	0-0	—	0-0	—	0-0	—	0-0	—	0-0	—
	Pittsburgh	0-0	—	0-0	—	2-2	100.0	1-1	100.0	0-0	—	3-3	100.0
	Cincinnati	0-0	—	4-4	100.0	0-0	—	1-2	50.0	0-0	—	5-6	83.3
HOU. TOTALS		2-2	100.0	13-14	92.9	20-22	90.9	21-28	75.0	5-10	50.0	61-76	80.3
NYJ TOTALS		0-0	—	4-4	100.0	4-4	100.0	6-8	75.0	0-1	0.0	14-17	82.4
NYG TOTALS		0-0	—	0-0	—	0-0	—	0-0	—	0-0	—	0-0	—
PITT. TOTALS		0-0	—	0-0	—	2-2	100.0	1-1	100.0	0-0	—	3-3	100.0
CIN. TOTALS		0-0	—	4-4	100.0	0-0	—	1-2	50.0	0-0	—	5-6	83.3
CAREER		2-2	100.0	21-22	95.5	26-28	92.9	29-39	74.4	5-11	45.5	83-102	81.4

			SPECIAL TEAMS							PUNTING							
YEAR	TEAM	ST	AT	TT	FF	FR-YDS	BP	BFG	BXP	NO	YDS	AVG	NET	TB	IN-20	LG	BLK
2013	Houston	1	0	1	0	0-0	0	0	0	—	—	—	—	—	—	—	—
2014	Houston	1	0	1	0	0-0	0	0	0	—	—	—	—	—	—	—	—
2016	Cincinnati	1	0	1	0	0-0	0	0	0	—	—	—	—	—	—	—	—
CAREER		3	0	3	0	0-0	0	0	0	—	—	—	—	—	—	—	—

FIELD GOAL SINGLE-GAME HIGHS: MADE—6 (for Houston; 12-21-14 vs. Jacksonville). ATTEMPTS—6 (for Houston; 12-21-14 vs. Jacksonville). MISSED—3 (two times; most recently for Houston on 11-3-13 vs. Indianapolis). LONG—55 (for Houston; 9-28-14 vs. Buffalo).

EXTRA POINT SINGLE-GAME HIGHS: MADE—6 (for Houston; 11-30-14 vs. Tennessee). ATTEMPTS—6 (for Houston; 11-30-14 vs. Tennessee). MISSED—1 (four times; most recently for the N.Y. Giants on 9-11-16 at Dallas).

POSTSEASON												
YEAR	TEAM	G-S	SCORING									
			FG	FGA	FG%	LG	BFG	XP	XPA	XP%	BXP	PTS
2012	Houston	0-0	DID NOT PLAY*									
CAREER		0-0	0	0	—	—	0	0	0	—	0	0

* NOTE: Bullock was on the Reserve/Injured list for 16 regular-season games and two postseason games with Houston in 2012.

2016 GAME-BY-GAME														
DATE	OPPONENT	SCORING						FIELD GOALS						
		FG-FGA	BFG	XP-XPA	BXP	PTS	1-19	20-29	30-39	40-49	50+	LG	TOT	FG%
		N.Y. Giants												
9-11	at Dallas	0-0	0	2-3	0	2	0-0	0-0	0-0	0-0	0-0	—	0-0	—
9-18	NEW ORLEANS	NOT WITH AN NFL TEAM												
9-25	WASHINGTON	NOT WITH AN NFL TEAM												
10-3	at Minnesota	NOT WITH AN NFL TEAM												
10-9	at Green Bay	NOT WITH AN NFL TEAM												
10-16	BALTIMORE	NOT WITH AN NFL TEAM												
10-23	at Los Angeles	NOT WITH AN NFL TEAM												
10-30	— BYE —													
11-6	PHILADELPHIA	NOT WITH AN NFL TEAM												
11-14	CINCINNATI	NOT WITH AN NFL TEAM												
11-20	CHICAGO	NOT WITH AN NFL TEAM												
11-27	at Cleveland	NOT WITH AN NFL TEAM												
		Pittsburgh												
12-4	N.Y. GIANTS	3-3	0	1-1	0	10	0-0	0-0	2-2	1-1	0-0	44	3-3	100.0
12-11	at Buffalo	INACTIVE												
		Cincinnati												
12-18	PITTSBURGH	2-2	0	2-2	0	8	0-0	2-2	0-0	0-0	0-0	23	2-2	100.0
12-24	at Houston	1-2	0	1-1	0	4	0-0	0-0	0-0	1-2	0-0	43	1-2	50.0
1-1	BALTIMORE	2-2	0	3-3	0	9	0-0	2-2	0-0	0-0	0-0	24	2-2	100.0
NYG TOTALS		0-0	0	2-3	0	2	0-0	0-0	0-0	0-0	0-0	—	0-0	—
PITT. TOTALS		3-3	0	1-1	0	10	0-0	0-0	2-2	1-1	0-0	44	3-3	100.0
CIN. TOTALS		5-6	0	6-6	0	21	0-0	4-4	0-0	1-2	0-0	43	5-6	83.3
2016 TOTALS		8-9	0	9-10	0	24	0-0	4-4	2-2	2-3	0-0	44	8-9	88.9

DATE	OPPONENT	SPECIAL TEAMS								KICKOFF RETURNS						PUNT RETURNS					
		ST	AT	TT	FF	FR-YDS	BP	BFG	BXP	NO	YDS	AVG	FC	LG	TD	NO	YDS	AVG	FC	LG	TD
		N.Y. Giants																			
9-11	at Dallas	0	0	0	0	0-0	0	0	0	—	—	—	—	—	—	—	—	—	—	—	—
9-18	NEW ORLEANS	NOT WITH AN NFL TEAM																			
9-25	WASHINGTON	NOT WITH AN NFL TEAM																			
10-3	at Minnesota	NOT WITH AN NFL TEAM																			
10-9	at Green Bay	NOT WITH AN NFL TEAM																			
10-16	BALTIMORE	NOT WITH AN NFL TEAM																			
10-23	at Los Angeles	NOT WITH AN NFL TEAM																			
10-30	— BYE —																				
11-6	PHILADELPHIA	NOT WITH AN NFL TEAM																			
11-14	CINCINNATI	NOT WITH AN NFL TEAM																			
11-20	CHICAGO	NOT WITH AN NFL TEAM																			
11-27	at Cleveland	NOT WITH AN NFL TEAM																			
		Pittsburgh																			
12-4	N.Y. GIANTS	0	0	0	0	0-0	0	0	0	—	—	—	—	—	—	—	—	—	—	—	
12-11	at Buffalo	INACTIVE																			
		Cincinnati																			
12-18	PITTSBURGH	1	0	1	0	0-0	0	0	0	—	—	—	—	—	—	—	—	—	—	—	
12-24	at Houston	0	0	0	0	0-0	0	0	0	—	—	—	—	—	—	—	—	—	—	—	
1-1	BALTIMORE	0	0	0	0	0-0	0	0	0	—	—	—	—	—	—	—	—	—	—	—	
NYG TOTALS		0	0	0	0	0-0	0	0	0	—	—	—	—	—	—	—	—	—	—	—	
PITT. TOTALS		0	0	0	0	0-0	0	0	0	—	—	—	—	—	—	—	—	—	—	—	
CIN. TOTALS		1	0	1	0	0-0	0	0	0	—	—	—	—	—	—	—	—	—	—	—	
2016 TOTALS		1	0	1	0	0-0	0	0	0	—	—	—	—	—	—	—	—	—	—	—	



BURFICT, VONTAZE

LB #55

Height: 6-1
Weight: 255
College: Arizona State
Experience: 6th-year player in 2017

2016 games-starts: 11-11
Career games-starts: 58-56
Born: 9-24-90
Hometown: Inglewood, Calif.
Acquired: CFA'12

Burfict is a cornerstone of Bengals defense, bringing a key physical element and exceptional instinctive football smarts ... Missed five games in 2016, but ranked second on team in tackles (101) and led team in tackles-per-games-played (9.2) ... Missed first six games of 2015, but led team in tackles-per-games-played (7.4) ... Led Bengals in total tackles in each of his first two pro seasons (2012-13) ... In addition to 2013 season Pro Bowl nod, he was named to second-team Associated Press All-Pro spot.

Career transactions: Signed with Cincinnati as college free agent on 5-2-12 ... Signed contract extension with Bengals on 8-27-14.

Pro Bowl participation: Made Pro Bowl debut in the 2013 season contest, starting for victorious Team Rice ... Finished second on team in tackles (five) and intercepted an Andrew Luck pass at Team Sanders 27 in first quarter.

2016 general: Played in Games 4-14 ... Missed Games 1-3 on NFL suspension for playing rules violations, and inactive for Games 15-16 due to concussion and knee injury ... His 101 tackles ranked second on team, and he had two sacks, two INTs and a forced fumble ... His eight passes defended ranked third on team.

2016 game-by-game: Three tackles and a pass defended in '16 debut, Sept. 29 vs. Miami ... Team-leading 10 tackles on Oct. 9 at Dallas ... Eight tackles (tied for second) on Oct. 16 at New England, with an eight-yard sack of Tom Brady ... Led team with 10 tackles on Oct. 30 vs. Washington in London ... Eleven tackles on Nov. 14 at N.Y. Giants, with a forced fumble against TE Jerrell Adams (Giants retained possession), a pass defended and one QB hit ... Thirteen tackles Nov. 20 vs. Buffalo, including a three-yard sack of Tyrod Taylor ... Hit 13-tackle mark again on Nov. 27 at Baltimore, leading team, and had two tackles-for-loss ... Had season's top defensive game by a Bengal on Dec. 4 vs. Philadelphia, with 15 tackles (team-high for the year), two INTs with 54 return yards and two additional passes defended ... His fourth-quarter INT in Eagles game was key in snuffing Philly's comeback ambitions ... Team-leading nine tackles Dec. 18 vs. Pittsburgh, with one pass defended ... Did not play in preseason, per coaches' decision to minimize risk of injury.

Previous seasons: **2012**—Played in all 16 games as a rookie, and started last 14 after claiming starting WLB spot that was opened by an injury to Thomas Howard ... Also started Wild Card playoff game ... Set a Bengals mark for most starts (14) in a rookie season by a player signed as a college free agent ... Led team in tackles (174 in coaches' stats) and had two fumble recoveries, one on defense and one on special teams ... Had team's four highest game-totals in tackles ... Credited with his first career start Sept. 23 at Washington (seven tackles) ... Logged first career sack on Sept. 30 at Jacksonville, with an 11-yarder against Blaine Gabbert ... Led team in tackles (12) in key win Dec. 23 at Pittsburgh ... Team season-high 23 tackles, including 14 solos, on Dec. 30 vs. Baltimore ... Logged 10 tackles in Wild Card playoff at Houston. **2013**—Started

every game, with team-high 204 tackles (coaches' stats), plus three sacks, an INT, one forced fumble, two fumble recoveries (one returned for TD) and 10 passes defended (tied for front seven lead) ... Led team with eight tackles-for-loss ... Had wide lead over second-place tackler (MLB Rey Mauluga with 110) ... Led team in tackles 12 times, tied for lead twice, finished second once and tied for second once ... Had team's four highest game-totals of the season in tackles, led by 18 on Nov. 17 vs. Cleveland ... Recorded team-high 11 tackles and 10-yard shoestring sack of Tom Brady Oct. 6 vs. New England ... Came into Dec. 1 game at San Diego rated questionable with an ankle injury, but still led team with 13 tackles, along with a pass defended and two QB pressures ... Seven tackles, including a shared sack, in Wild Card playoff vs. San Diego. **2014**—Campaign was derailed by injuries ... Missed time due to concussions, cervical strain and knee injury ... Placed Dec. 9 on Reserve/Injured list, part of continuing rehab from knee injury suffered Oct. 26 vs. Baltimore ... Started at WLB in Games 1-2 and 5-7 ... Inactive (concussion) for Games 3-4 and Games 8-13 (knee) ... For the season, logged 29 tackles (two for loss), a forced fumble, a fumble recovery two passes defended and two QB hits. **2015**—Did not practice or play in preseason, due to continued rehab from 2014 knee injury ... Began regular season on Reserve/PUP list, and returned to action in starting role for Games 7-16, plus Wild Card playoff ... On Dec. 13 vs. Pittsburgh, logged team-high and personal season-high 11 tackles, including one for loss ... On Dec. 20 at San Francisco, his 16-yard INT return to the 49ers 20 set up a second-quarter TD, and earlier in quarter, his 10-yard sack of Blaine Gabbert helped set up a short punt that led to a Bengals TD ... Led team with 12 tackles (eight solo) on Jan. 3 vs. Baltimore and had his second INT of the season, diving catch in third quarter that set up TD that put Bengals ahead to stay at 14-9 ... In Wild Card playoff vs. Pittsburgh, had a forced fumble in second quarter, a 12-yard sack of QB Ben Roethlisberger in third quarter, and a potentially game-clinching INT against Landry Jones in fourth quarter (Bengals surrendered that advantage by losing a fumble on the next play).

College: Played three seasons at MLB for Arizona State (2009-11), seeing action in 37 games with 32 starts ... Totaled 228 career tackles, including 22.5 for loss, seven sacks, four forced fumbles, three fumble recoveries and an INT ... Reached semifinal consideration as a junior as a candidate for Butkus Award (top college LB) ... In sophomore season in 2010, led team with a career-best 90 tackles ... Earned starting MLB spot in fourth game of his freshman season, logging 69 tackles, two sacks, two forced fumbles and two fumble recoveries ... Named the 2009 Pac-10 Defensive Freshman of the Year, and was selected to multiple Freshman All-America lists.

Personal: Hometown is Inglewood, Calif. ... Attended Centennial High School, rated a national prep power, and helped lead team to No. 2 national ranking as senior ... Prep All-American, and one of most highly-rated prospects in the country as senior ... Majored in Interdisciplinary Studies at Arizona State, with emphasis in criminal justice and sociology ... Enjoys golf ... First name is pronounced "VONN-tez" and last name is pronounced "BER-fict" (rhymes with "perfect").


VONTAZE BURFICT'S STATISTICS

YEAR	TEAM	G-S	DEFENSE						INTERCEPTIONS					SCORING					
			ST	AT	TT	SKS-YDS	PD	FF	FR-YDS	NO	YDS	AVG	LG	TD	TD	TD-IntRt	TD-FRRt	S	PTS
2012	Cincinnati	16-14	100	74	174	1-11	3	0	1-0	0	0	—	—	0	0	0	0	0	0
2013	Cincinnati	16-16	141	63	204	3-20	10	1	2-13	1	12	12.0	12	0	1	0	1	0	6
2014	Cincinnati	5-5	15	14	29	0-0	2	1	1-0	0	0	—	—	0	0	0	0	0	
2015	Cincinnati	10-10	57	17	74	1-10	5	0	0-0	2	16	8.0	16	0	0	0	0	0	
2016	Cincinnati	11-11	73	28	101	2-11	8	1	0-0	2	54	27.0	47	0	0	0	0	0	
CAREER		58-56	386	196	582	7-52	28	3	4-13	5	82	16.4	47	0	1	0	1	0	6

POSTSEASON																			
YEAR	TEAM	G-S	DEFENSE							INTERCEPTIONS					SCORING				
			ST	AT	TT	SKS-YDS	PD	FF	FR-YDS	NO	YDS	AVG	LG	TD	TD	TD-IntRt	TD-FRRt	S	PTS
2012	Cincinnati	1-1	6	4	10	0-0	0	0	0-0	0	0	—	—	0	—	—	—	—	
2013	Cincinnati	1-1	5	2	7	0.5-3	0	0	0-0	0	0	—	—	0	—	—	—	—	
2014	Cincinnati	0-0	DID NOT PLAY*							DID NOT PLAY*					DID NOT PLAY*				
2015	Cincinnati	1-1	5	1	6	1-12	1	1	0-0	1	0	0.0	0	0	—	—	—	—	
CAREER		3-3	16	7	23	1.5-15	1	1	0-0	1	0	0.0	0	0	—	—	—	—	

* NOTE: Burfict was on the Reserve/Injured list for one postseason game with Cincinnati in 2014.

2016 GAME-BY-GAME																
DATE	OPPONENT	ST	AT	TT	DEFENSE					INTERCEPTIONS						
					SKS-YDS	INT-YDS	PD	FF	FR-YDS	NO	YDS	AVG	LG	TD		
9-11	at N.Y. Jets	RESERVE / SUSPENDED BY COMMISSIONER					RESERVE / SBC									
9-18	at Pittsburgh	RESERVE / SUSPENDED BY COMMISSIONER					RESERVE / SBC									
9-25	DENVER	RESERVE / SUSPENDED BY COMMISSIONER					RESERVE / SBC									
9-29	MIAMI	2	1	3	0-0	0-0	1	0	0-0	0	0	—	—	0	—	—
10-9	at Dallas	9	1	10	0-0	0-0	0	0	0-0	0	0	—	—	0	—	0
10-16	at New England	4	4	8	1-8	0-0	0	0	0-0	0	0	—	—	0	—	0
10-23	CLEVELAND	5	3	8	0-0	0-0	1	0	0-0	0	0	—	—	0	—	0
10-30	WASHINGTON	10	0	10	0-0	0-0	0	0	0-0	0	0	—	—	0	—	0
11-6	— BYE —															
11-14	at N.Y. Giants	9	2	11	0-0	0-0	1	1	0-0	0	0	—	—	0	—	0
11-20	BUFFALO	11	2	13	1-3	0-0	0	0	0-0	0	0	—	—	0	—	0
11-27	at Baltimore	10	3	13	0-0	0-0	0	0	0-0	0	0	—	—	0	—	0
12-4	PHILADELPHIA	10	5	15	0-0	2-54	4	0	0-0	2	54	27.0	47	0	—	0
12-11	at Cleveland	1	0	1	0-0	0-0	0	0	0-0	0	0	—	—	0	—	0
12-18	PITTSBURGH	2	7	9	0-0	0-0	1	0	0-0	0	0	—	—	0	—	0
12-24	at Houston	INACTIVE					INACTIVE									
1-1	BALTIMORE	INACTIVE					INACTIVE									
TOTALS		73	28	101	2-11	2-54	8	1	0-0	2	54	27.0	47	0		



CARSON, TRA

HB #33

Height: 5-11
Weight: 228
College: Texas A&M
Experience: 1st-year player in 2017

2016 games-starts: 0-0
Career games-starts: 0-0
Born: 10-24-92
Hometown: Texarkana, Texas
Acquired: CFA'16

A 2016 college free agent signee, Carson played in all four preseason games as a rookie and earned a spot on practice squad ... Joined roster for season finale but did not play ... Became known as one of the Southeastern Conference's most physical rushers during a breakout senior season at Texas A&M ... Earned Offensive MVP honors in Liberty Bowl vs. West Virginia after his junior season, and went on to break 1000-yard rushing barrier as a senior.

Career transactions: Signed with Cincinnati as a college free agent on 5-6-16 ... Waived by Bengals on 9-3-16 ... Signed to Bengals practice squad on 9-4-16 ... Signed to Bengals roster on 12-30-16.

2016 recap: On practice squad for Games 1-15 ... Signed to roster prior to Game 16 and was active/DNP ... Played in all four preseason games, rushing for a team-high 85 yards.

College: Played three seasons for Texas A&M (2013-15) after beginning his career at Oregon (2011) ... Saw action in 36 games for A&M, logging 19

rushing TDs and 2075 yards, with 4.8 average ... Also had 41 receptions for 299 yards and one TD for Aggies ... Rushed for 1165 yards (4.8 average) and seven TDs in '15, and added 29 receptions for 183 yards and one TD ... Capped his '14 season with 133-yard rushing total in Liberty Bowl win over West Virginia, earning offensive MVP honors ... Sat out the '12 season per the NCAA transfer rules, after playing in 10 games for Oregon in '11.

Personal: Hometown is Texarkana, Texas ... Attended Liberty-Eylau High School, where he set a school record as a senior with 2202 rushing yards, scoring 24 TDs ... Earned Class 3A all-state honors as a senior ... Majored at Texas A&M in recreation, parks, and tourism sciences ... First name is pronounced as "tray."

NOTE ABOUT NFL EXPERIENCE: Carson did not earn an accrued year of experience toward NFL free agency in 2016 because he was not on a 53-player roster, a Reserve/Injured list or a Reserve/Physically Unable to Perform list for the required minimum of six games.

TRA CARSON'S STATISTICS

YEAR	TEAM	G-S	RUSHING					RECEIVING					SCORING					
			ATT	YDS	AVG	LG	TD	NO	YDS	AVG	LG	TD	TD	TD-R	TD-P	TD-Rt	2-PtC	PTS
2016	Cincinnati	0-0	DID NOT PLAY*					DID NOT PLAY*					DID NOT PLAY*					
CAREER		0-0	0	0	—	—	0	—	—	—	—	—	—	—	—	—	—	—

* NOTE: Carson was on the practice squad for 15 regular-season games and active/DNP for one regular-season game in 2016.



CARTER, CETHAN

TE/FB #82

Height: 6-3
Weight: 245
College: Nebraska
Experience: Rookie in 2017

2016 games-starts: 0-0
Career games-starts: 0-0
Born: 9-5-95
Hometown: New Orleans, La.
Acquired: CFA'17

A talented tight end prospect known at Nebraska for his athleticism and perimeter blocking ... Aggressive and experienced as a blocker after four years in Huskers' run-heavy offense ... Totaled 59 career receptions (fifth all-time among Nebraska TEs) for 744 yards and four TDs ... As a runner, totaled five rushes for 82 yards and a TD ... Ran 4.68-second 40-yard dash at 2017 NFL Combine.


Career transactions: Signed with Cincinnati as college free agent on 5-5-17.

College highlights: Played in 43 career games, with 35 starts ... Totaled 59 catches for 744 yards (12.6 average) and four receiving TDs, as well as five rushes for 82 yards and a rushing TD. **2016**—Started 10 games ... Honorable mention all-Big Ten (coaches and media) despite missing three full games and most of a fourth with elbow injury ... Totaled 19 receptions for 190 yards and a TD ... Also rushed three times for 34 yards ... Five catches for 48 yards in win vs. Oregon ... Two catches for 31 yards and a TD in win at Northwestern. **2015**—Started 11 games, totaling 24 receptions for 329 yards and two TDs ... Honorable mention all-Big Ten ... Recorded three receptions at

Illinois, including 55-yarder ... Hauled in a 10-yard TD pass in win at Minnesota ... In win at Rutgers, became only TE in Nebraska history to score a rushing TD, when he scored on a 32-yard end-around ... Also added four receptions for 57 yards and another TD at Rutgers ... Four catches for 76 yards vs. Iowa. **2014**—Played in nine games, with eight starts, missing four games mid-season with a foot injury ... Totaled six catches for 98 yards and a TD ... Recorded two receptions for 48 yards at Iowa ... Grabbed a 20-yard TD at Fresno State. **2013**—Played in 13 games, with six starts ... Totaled 10 catches for 127 yards.

High School: Attended Archbishop Rummel High School in Metairie, La. ... As a senior, totaled 23 receptions for 418 yards and five TDs, while lining up as tight end, H-back and fullback ... Helped team to 14-0 record and Louisiana Class 5A state championship ... Caught five passes for 74 yards and a TD in state title game victory ... Was also a standout on school's basketball team, helping lead team to 21-11 record and a trip to the state quarterfinals his senior season.

Personal: Hometown is New Orleans, La. ... Criminology and criminal justice major at Nebraska ... First name is pronounced "SEE-thin."



CLARKE, WILL

DE #93

Height: 6-6
Weight: 275
College: West Virginia
Experience: 4th-year player in 2017

2016 games-starts: 16-0
Career games-starts: 35-0
Born: 5-4-91
Hometown: Pittsburgh, Pa.
Acquired: D3'14

Third-round 2014 draft choice ranked third on 2016 team in sacks (4.0), while playing multiple roles in D-line rotation ... Saw action in every game, after playing in 12 plus Wild Card playoff in 2015.

Career transactions: Selected by Cincinnati in third round of 2014 NFL Draft (88th overall) ... Signed with Bengals on 5-27-14.

2016 highlights: Played in Games 1-16 ... Had four sacks among his 15 tackles, with one pass defended ... Nine-yard sack (first solo of career) against Ben Roethlisberger on Sept. 18 at Pittsburgh ... Three-yard sack of Trevor Siemian on Sept. 25 vs. Denver ... Sacked Ryan Tannehill Sept. 30 vs. Miami, third consecutive game with a sack ... Two tackles and a QB hit on Oct. 23 vs. Cleveland ... His two tackles Dec. 24 at Houston included three-yard sack of Tom Savage in third quarter.

Previous seasons: 2014—Rookie played in seven games (Games 3 and 10-15), with three tackles and a fumble recovery, and also played in Wild Card playoff at Indianapolis ... Inactive (coaches' decision) for eight games and active/DNP for one ... Made NFL debut on Sept. 21 vs. Tennessee (no statistics) ... On Nov. 16 at New Orleans, recovered fumble by RB Travaris Cadet at Bengals 33 in fourth quarter. **2015**—Played in 12 games (Games 1-11 and 14)

and in Wild Card playoff ... Inactive (coaches' decision) for four games ... Had four tackles in regular season, including a shared sack, and one pass defended ... On Sept. 20 vs. San Diego, scored first career entry in sack column, teaming with Geno Atkins for three-yard drop of Philip Rivers in third quarter ... On Sept. 27 at Baltimore, his pressure on QB Joe Flacco helped lead to Adam Jones' INT in second quarter ... One tackle in Wild Card playoff vs. Pittsburgh.

College: Played four seasons (2010-13) at West Virginia, with a redshirt year in 2009 ... A starter in his last three seasons, he closed career with 41 games played and 34 starts ... Was successful both at DE and at DT during his West Virginia career (made 22 starts at DE before starting 12 at DT as senior) ... Totaled 110 tackles, with 9.5 sacks and 28.5 tackles-for-loss, and had seven passes defended ... Only player in WVU history to win three "Iron Mountaineer" awards for excellence in the weight room.

Personal: Hometown is Pittsburgh, Pa. ... Played TE and OLB at Taylor Allerdice High School in Pittsburgh, twice earning All-City honors on both offense and defense from Pittsburgh Tribune-Review ... Also excelled in prep basketball, averaging 16.0 points per game for a 20-6 team as a senior ... A criminology major at West Virginia, he was named to WVU's Garrett Ford Academic Honor Roll and to the Big 12 Commissioner's Honor Roll.

WILL CLARKE'S STATISTICS

YEAR	TEAM	G-S	DEFENSE							INTERCEPTIONS					SCORING				
			ST	AT	TT	SKS-YDS	PD	FF	FR-YDS	NO	YDS	AVG	LG	TD	TD	TD-IntRt	TD-FRRt	S	PTS
2014	Cincinnati	7-0	2	1	3	0-0	0	0	1-0	—	—	—	—	—	—	—	—	—	—
2015	Cincinnati	12-0	3	1	4	0.5-1.5	1	0	0-0	—	—	—	—	—	—	—	—	—	—
2016	Cincinnati	16-0	10	5	15	4-15	1	0	0-0	—	—	—	—	—	—	—	—	—	—
CAREER		35-0	15	7	22	4.5-16.5	2	0	1-0	—	—	—	—	—	—	—	—	—	—

POSTSEASON

YEAR	TEAM	G-S	DEFENSE							INTERCEPTIONS					SCORING				
			ST	AT	TT	SKS-YDS	PD	FF	FR-YDS	NO	YDS	AVG	LG	TD	TD	TD-IntRt	TD-FRRt	S	PTS
2014	Cincinnati	1-0	0	0	0	0-0	0	0	0-0	—	—	—	—	—	—	—	—	—	—
2015	Cincinnati	1-0	1	0	1	0-0	0	0	0-0	—	—	—	—	—	—	—	—	—	—
CAREER		2-0	1	0	1	0-0	0	0	0-0	—	—	—	—	—	—	—	—	—	—

2016 GAME-BY-GAME

DATE	OPPONENT	DEFENSE									INTERCEPTIONS				
		ST	AT	TT	SKS-YDS	INT-YDS	PD	FF	FR-YDS	NO	YDS	AVG	LG	TD	
9-11	at N.Y. Jets	0	0	0	0-0	0-0	0	0	0-0	—	—	—	—	—	
9-18	at Pittsburgh	1	0	1	1-9	0-0	0	0	0-0	—	—	—	—	—	
9-25	DENVER	1	1	2	1-3	0-0	0	0	0-0	—	—	—	—	—	
9-29	MIAMI	1	1	2	1-0	0-0	0	0	0-0	—	—	—	—	—	
10-9	at Dallas	0	0	0	0-0	0-0	0	0	0-0	—	—	—	—	—	
10-16	at New England	0	0	0	0-0	0-0	0	0	0-0	—	—	—	—	—	
10-23	CLEVELAND	1	1	2	0-0	0-0	0	0	0-0	—	—	—	—	—	
10-30	WASHINGTON	1	0	1	0-0	0-0	0	0	0-0	—	—	—	—	—	
11-6	— BYE —														
11-14	at N.Y. Giants	2	0	2	0-0	0-0	0	0	0-0	—	—	—	—	—	
11-20	BUFFALO	0	1	1	0-0	0-0	0	0	0-0	—	—	—	—	—	
11-27	at Baltimore	1	0	1	0-0	0-0	0	0	0-0	—	—	—	—	—	
12-4	PHILADELPHIA	0	1	1	0-0	0-0	0	0	0-0	—	—	—	—	—	
12-11	at Cleveland	0	0	0	0-0	0-0	0	0	0-0	—	—	—	—	—	
12-18	PITTSBURGH	0	0	0	0-0	0-0	0	0	0-0	—	—	—	—	—	
12-24	at Houston	2	0	2	1-3	0-0	0	0	0-0	—	—	—	—	—	
1-1	BALTIMORE	0	0	0	0-0	0-0	1	0	0-0	—	—	—	—	—	
TOTALS		10	5	15	4-15	0-0	1	0	0-0	—	—	—	—	—	



CORE, CODY

WR #16

Height: 6-3
Weight: 214
College: Mississippi
Experience: 2nd-year player in 2017

2016 games-starts: 8-4
Career games-starts: 8-4
Born: 4-17-94
Hometown: Auburn, Ala.
Acquired: D6'16

A sixth-round draft selection in 2016, Core brought fine skill set for a late-rounder and contributed significantly in season's final stretch ... Had all 17 of his receptions over the final five games ... Has big body, good speed, ability to separate from defenders and win contested catches ... His first catch — a 50-yarder Dec. 4 vs. Philadelphia — stands as longest first NFL catch by a Bengal since 1974 (WR John McDaniel, 60) ... Logged 78 of his 83 college receptions and all 10 of his TDs over his last two seasons.

Career transactions: Selected by Cincinnati in sixth round of 2016 NFL Draft (199th overall) ... Signed with Bengals on 5-7-16.

2016 highlights: Played in eight games (Games 5, 9 and 11-16), with starts in Games 13-16 ... Inactive for the other eight contests ... Had 17 receptions for 200 yards (11.8) and one special teams tackle ... Made NFL debut on Oct. 9 at Dallas, playing 13 snaps on offense (no targets) and logging a special teams tackle ... On Nov. 14 at N.Y. Giants, had a key block on 84-yard Alex Erickson kickoff return ... Two receptions for 58 yards on Dec. 4 vs. Philadelphia, with a 50-yarder (his first pro catch) carrying to Eagles five, setting up TD for 10-0 lead ... Led team in receptions (eight) on Dec. 24 at Houston, netting 39 yards ... Four catches for team-high 82 receiving yards on Jan. 1 vs.

Baltimore ... Appeared in all four preseason games, leading team in catches (eight) and receiving yards (135).

College: Played four seasons (2012-15) at Ole Miss, seeing action in 51 games ... His 19 starts all came over the last two seasons ... Had a receiving gain of 50 or more yards in each of his last three seasons ... Logged 20 career tackles, playing special teams and seeing brief time as a reserve DB ... Played in East-West Shrine Game after his senior season ... Played every game and started nine as a senior for Rebels team that capped a 10-3 season with Sugar Bowl win over Oklahoma State ... Second on team in receiving yards (career-best 644), and ranked fourth in catches (37) and TD receptions (four) ... Caught four for career-best 123 yards in 43-37 September win at second-ranked Alabama, including a 73-yard TD ... Struck first big blow in 48-20 bowl win over Oklahoma State, with 31-yard TD catch for 10-3 lead, and caught four-for-91.

Personal: Hometown is Auburn, Ala. ... Majored in managerial finance at Ole Miss ... Attended Auburn (Ala.) High School, where he earned Honorable Mention All-State honors from Alabama Sports Writers Association as senior ... Two-way standout as senior; had 749 scrimmage yards and 10 TDs, as well as four INTs ... Played in Mississippi-Alabama All-Star Game as senior.

CODY CORE'S STATISTICS

YEAR	TEAM	G-S	RECEIVING					RUSHING					SCORING						
			NO	YDS	AVG	LG	TD	ATT	YDS	AVG	LG	TD	TD	TD-R	TD-P	TD-Rt	2-PTC	PTS	
2016	Cincinnati	8-4	17	200	11.8	50	0	—	—	—	—	—	—	—	—	—	—	—	—
CAREER		8-4	17	200	11.8	50	0	—	—	—	—	—	—	—	—	—	—	—	—


YEAR	TEAM	SPECIAL TEAMS					KICKOFF RETURNS					PUNT RETURNS									
		ST	AT	TT	FF	FR-YDS	BP	BFG	BXP	NO	YDS	AVG	FC	LG	TD	NO	YDS	AVG	FC	LG	TD
2016	Cincinnati	0	1	1	0	0-0	0	0	0	—	—	—	—	—	—	—	—	—	—	—	—
CAREER		0	1	1	0	0-0	0	0	0	—	—	—	—	—	—	—	—	—	—	—	—

RECEIVING SINGLE-GAME HIGHS: RECEPTIONS—8 (12-24-16 at Houston). YARDS—82 (1-1-17 vs. Baltimore). LONG—50 (12-4-17 vs. Philadelphia). TOUCHDOWNS—(none).

2016 GAME-BY-GAME

DATE	OPPONENT	RECEIVING					RUSHING				
		NO	YDS	AVG	LG	TD	ATT	YDS	AVG	LG	TD
9-11	at N.Y. Jets										
9-18	at Pittsburgh										
9-25	DENVER										
9-29	MIAMI										
10-9	at Dallas	0	0	—	—	0	—	—	—	—	—
10-16	at New England										
10-23	CLEVELAND										
10-30	WASHINGTON										
11-6	— BYE —										
11-14	at N.Y. Giants	0	0	—	—	0	—	—	—	—	—
11-20	BUFFALO										
11-27	at Baltimore	0	0	—	—	0	—	—	—	—	—
12-4	PHILADELPHIA	2	58	29.0	50	0	—	—	—	—	—
12-11	at Cleveland	1	8	8.0	8	0	—	—	—	—	—
12-18	PITTSBURGH	2	13	6.5	10	0	—	—	—	—	—
12-24	at Houston	8	39	4.9	9	0	—	—	—	—	—
1-1	BALTIMORE	4	82	20.5	31	0	—	—	—	—	—
TOTALS		17	200	11.8	50	0	—	—	—	—	—

DATE	OPPONENT	SPECIAL TEAMS								KICKOFF RETURNS						PUNT RETURNS							
		ST	AT	TT	FF	FR-YDS	BP	BFG	BXP	NO	YDS	AVG	FC	LG	TD	NO	YDS	AVG	FC	LG	TD		
9-11	at N.Y. Jets					INACTIVE						INACTIVE							INACTIVE				
9-18	at Pittsburgh					INACTIVE						INACTIVE							INACTIVE				
9-25	DENVER					INACTIVE						INACTIVE							INACTIVE				
9-29	MIAMI					INACTIVE						INACTIVE							INACTIVE				
10-9	at Dallas	0	1	1	0	0-0	0	0	0	—	—	—	—	—	—	—	—	—	—	—	—		
10-16	at New England					INACTIVE						INACTIVE							INACTIVE				
10-23	CLEVELAND					INACTIVE						INACTIVE							INACTIVE				
10-30	WASHINGTON					INACTIVE						INACTIVE							INACTIVE				
11-6	— BYE —																						
11-14	at N.Y. Giants	0	0	0	0	0-0	0	0	0	—	—	—	—	—	—	—	—	—	—	—	—		
11-20	BUFFALO					INACTIVE						INACTIVE							INACTIVE				
11-27	at Baltimore	0	0	0	0	0-0	0	0	0	—	—	—	—	—	—	—	—	—	—	—	—		
12-4	PHILADELPHIA	0	0	0	0	0-0	0	0	0	—	—	—	—	—	—	—	—	—	—	—	—		
12-11	at Cleveland	0	0	0	0	0-0	0	0	0	—	—	—	—	—	—	—	—	—	—	—	—		
12-18	PITTSBURGH	0	0	0	0	0-0	0	0	0	—	—	—	—	—	—	—	—	—	—	—	—		
12-24	at Houston	0	0	0	0	0-0	0	0	0	—	—	—	—	—	—	—	—	—	—	—	—		
1-1	BALTIMORE	0	0	0	0	0-0	0	0	0	—	—	—	—	—	—	—	—	—	—	—	—		
TOTALS		0	1	1	0	0-0	0	0	0	—	—	—	—	—	—	—	—	—	—	—	—		



COX, DEMETRIOUS

S #37

Height: 6-0
Weight: 200
College: Michigan State
Experience: Rookie in 2017

2016 games-starts: 0-0
Career games-starts: 0-0
Born: 4-20-94
Hometown: Jeannette, Pa.
Acquired: CFA'17

Versatile, productive player and team captain from same Michigan State defensive backfield that produced Bengals CB Darqueze Dennard ... Totaled 166 career tackles, 18 passes defended, four INTs and two fumble recoveries ... Switched in college between cornerback (nine starts) and safety (16 starts) ... All starts senior season were at safety, which is where Bengals will look at him ... Also a productive special teams player for the Spartans.

Career transactions: Signed with Cincinnati as college free agent on 5-5-17.

College highlights: Spent five years at Michigan State (one redshirt) and played in 51 games, with 25 starts (16 at S and nine at CB) ... Career totals of 166 tackles, including 5.5 for losses, with four INTs, 14 pass breakups and two fumble recoveries ... Scored two career TDs. **2016**—Team captain ... Started 10 games, all at free safety ... Totaled 55 tackles, including 1.5 for losses, and six passes defended ... Three tackles in win vs. Rutgers, and intercepted a pass and returned it 30 yards for a TD ... Four tackles in win at Illinois, including one for a loss, and also had a pass breakup ... Seven tackles and one pass breakup vs. Northwestern ... Nine tackles and a pass breakup vs. BYU ... Career-high 14 tackles vs. Wisconsin. **2015**—Started all 14 games (eight at CB and six at S) ... Third-team all-Big Ten selection (media) ... Totaled 79 tackles, including two for losses, three INTs, 10 passes defended and a FR ... Recorded seven tackles and two pass breakups in win vs. Oregon ... In win vs. Purdue, his first career start at S, logged three tackles and an INT ... Eight

tackles in win at Michigan ... Four tackles in upset win at Ohio State ... Recorded seven tackles in win vs. Penn State, along with a fumble recovery he returned 77 yards for a TD ... Seven tackles in Big Ten Championship Game vs. Iowa, and picked off a pass in the end zone in the second quarter ... Seven tackles in College Football Playoff Semifinal at the Cotton Bowl Classic vs. Alabama. **2014**—Played in all 13 games ... Totaled 26 tackles, including two for losses, with two passes defended ... Forced and recovered a fumble in win vs. Eastern Michigan ... Recorded a 14-yard sack vs. Ohio State ... Four tackles, including one for a loss, and a pass defended in win at Penn State. **2013**—Played in all 14 games, primarily on special teams ... Recorded six tackles. **2012**—Did not play (redshirt).

High school: Attended Jeannette High School in Jeannette, Pa. (outside Pittsburgh) ... Named Pittsburgh Post-Gazette WPIAL Class AA Player of the Year ... Helped lead Jeannette to state championship game, scoring 10 TDs during team's playoff run ... Accounted for 2173 yards and 31 scores as a senior, rushing for 1263 yards and 22 TDs, and passing 62 of 106 for 910 yards and nine more TDs ... On defense as a senior, recorded 63 tackles and three INTs, including one he returned for a TD ... As a junior, rushed for 621 yards and 12 scores, and passed 55 of 88 for 698 yards and four more TDs ... Also a standout on the basketball team, surpassing 1000 career points.

Personal: Hometown is Jeannette, Pa. ... Interdisciplinary studies major at Michigan State.



DALTON, ANDY

QB #14

Height: 6-2
Weight: 220
College: Texas Christian
Experience: 7th-year player in 2017

2016 games-starts: 16-16
Career games-starts: 93-93
Born: 10-29-87
Hometown: Katy, Texas
Acquired: D2'11

Dalton played his sixth season in 2016, praised by head coach Marvin Lewis for best overall campaign of his career ... Named to AFC Pro Bowl team as replacement for New England's Tom Brady, his third career Pro Bowl berth ... Dalton's 2016 passer rating of 91.8 did not match his Bengals-record 106.3 of 2015, but he played much of year without injured A.J. Green and Tyler Eifert, and he faced more pressure, sacked as many times (41) as in the two previous seasons combined ... His 4206 passing yards were second in Bengals history, behind only his own 4293 from 2013 ... In the '16 season, he (and later Cam Newton) joined Peyton Manning as the only NFL passers to hit 3000 yards in each of their first six seasons ... Has Bengals' best career passer rating (89.1) ... With 56-35-2 record as a starter, has best regular-season winning percentage (.613) of any Bengals QB with 10 or more starts ... Led Bengals to playoffs in each of his first five seasons (2011-15), joining Baltimore's Joe Flacco as only QBs to do that in the Super Bowl era ... Bengals 2016 nominee for NFL's Walter Payton Man of the Year award.

Career transactions: Selected by Cincinnati in second round of 2011 NFL Draft (35th overall) ... Signed with Bengals on 7-30-11 ... Signed contract extension with Bengals on 8-4-14.

Pro Bowl participation: Has been named to and played in three Pro Bowls ... In 2016 season game at Orlando, his 23-yard TD pass to Kansas City's Travis Kelce put AFC ahead to stay at 14-7 in second quarter, and he led a 55-yard FG drive in third quarter; finished game with 94.4 passer rating (10-for-12 for 100-1-1 ... Played for Team Carter in 2014 season contest at Glendale, Ariz., passing nine-for-20 for 69-0-0 ... Played for AFC in 2011 season contest at Honolulu and passed seven-for-nine for 99 yards with two TDs (47 and three yards, both to Brandon Marshall) and no INTs.

Record game of keep-away: Dalton threw all 563 Bengals passes in 2016, and his INT total of eight constitutes a team record for fewest INTs in a season. The previous low of nine was set three times, including twice in 16-game seasons. Those two were in 1997, with Jeff Blake throwing seven INTs and Boomer Esiason two, and in 2015, with Dalton throwing seven and AJ McCarron two. Dalton's INT percentage in '16 was a career-low 1.4, topping 1.8 in '15.

Best Bengals TD-INT ratio: Dalton's 18 TD passes against eight INTs in 2016 left him with 142 TD passes and 81 INTs for his career, a ratio of 1.75-to-1 which is best in Bengals history. Carson Palmer is second at 1.54 (154-100), followed by Jeff Blake at 1.50 (93-62), Boomer Esiason at 1.43 (187-131) and Ken Anderson at 1.23 (197-160).

Bank on Bengals with Andy at 100: Dalton has posted 36 career games with a passer rating at 100 or above, and Cincinnati's record in those contests is 31-5 (.861).

2016 general: Started Games 1-16, passing 364-for-563 (64.7 percent) for 4206 yards, with 18 TDs and eight INTs (91.8 rating) ... Passed for 366 yards in each of Games 1 and 2, becoming first Bengal to hit that number or higher in consecutive games ... His 364 completions were a career-high, topping by one his 2013 total, and the 364 ranks second in Bengals history behind Carson Palmer's 373 in 2007.

2016 game-by-game: Posted 114.0 rating in season-opening win Sept. 11 at N.Y. Jets, including 54-yard TD pass to A.J. Green, despite being sacked seven times, most of his career ... Launched career-high 54 passes as rush game sagged Sept. 18 at Pittsburgh, completing 31 for 366-1-0, with 25-yard TD pass to HB Giovani Bernard ... Posted 111.8 rating Sept. 29 vs. Miami, connecting 10 times with A.J. Green for 173 yards, including a seven-yard TD ... Posted 104.6 rating in loss Oct. 9 at Dallas, with two fourth-quarter TD passes to WR Brandon LaFell and no INTs ... Logged 103.4 rating Oct. 16 at New England,

with a five-yard TD to LaFell ... Posted 128.3 rating on Oct. 23 at Cleveland, with 44-yard TD pass to LaFell and 48-yard "Hail Mary" score to A.J. Green at conclusion of first half ... Season-low 57.0 rating Nov. 20 vs. Buffalo, passing 24-for-43 for 207-1-2, his only game of season with more than one INT ... Personal season-best 130.0 rating on Dec. 4 vs. Philadelphia, passing 23-for-31 for 332-2-0, with TD passes of 13 yards to Tyler Eifert and eight yards to Brandon LaFell ... Threw two TD passes to Eifert on Dec. 11 at Cleveland, with no INTs and 112.2 passer rating ... Had career-long completion of 86 yards on Dec. 24 at Houston, as WR Brandon LaFell turned a short throw into a score ... Posted his eighth triple-digit passer rating of the season on Jan. 1 vs. Baltimore, hitting 101.2 on 18-of-28 for 226-1-0.

Previous seasons: **2011**—As rookie, led four wins featuring fourth-quarter comebacks ... Voted in December as first alternate to AFC Pro Bowl squad, and was named to team as replacement for New England's Tom Brady ... Became first NFL rookie QB to that point to start as many as eight wins and throw for 20 or more TDs ... Also to that point, became the first rookie QB not drafted in first round to start every game in 16-game NFL season ... Set Bengals rookie records for TD passes (20) and passing yards (3398) ... On Sept. 18 at Denver, Dalton and WR A.J. Green became first rookie pair in NFL history to combine for 10 completions in a game (still the only pair through 2016) ... On Oct. 2 vs. unbeaten Buffalo, led Bengals from 17-3 halftime deficit to 23-20 win, posting second-half performance that included 17-yard TD pass to Jermaine Gresham and a three-yard rushing score ... On Nov. 6 at Tennessee, completed third fourth-quarter comeback, throwing second-half TD passes to Jerome Simpson and Andre Caldwell as Bengals won 24-17 after trailing 17-14 after three quarters ... Led fourth-quarter comeback for fourth time on Nov. 27 vs. Cleveland, posting 105.6 passer rating as Bengals rallied from 17-7 halftime deficit to 23-20 win ... Passed 27-for-42 for 257-0-3 in Wild Card playoff on 1-7-12 at Houston. **2012**—Passed 329-for-528 (62.3 percent), for 3669 yards, with 27 TDs and 16 INTs (87.4 rating) ... Also had four rushing TDs ... Ranked third in AFC in TD passes ... Earned AFC Offensive Player of the Week award for Nov. 11 performance vs. N.Y. Giants, posting 127.6 rating while passing 21-for-30 for 199-4-0 ... On Dec. 2 at San Diego, ad-libbed go-ahead TD with six-yard rush late in fourth quarter, pivotal play in 20-13 win. **2013**—Led Bengals to 11-5 record and AFC North title ... Became only second Bengal to win three of NFL's monthly or weekly AFC awards in a season, joining S David Fulcher from 1989 ... Named AFC Offensive Player of Week for Oct. 13 at Buffalo and Dec. 8 vs. Indianapolis; also named AFC Offensive Player of the Month for October ... Averaged 116.8 passer rating over four games to win October monthly honor, as Bengals posted 4-0 record ... Topped 300-yard mark in passing for four straight games (Games 6-9), a Bengals record ... With 4293 passing yards, broke Carson Palmer's club record of 4131 ... With 33 TD passes, ranked second in AFC and broke Palmer's club record of 32 set in 2005 ... On Oct. 27 vs. Jets, went 19-for-30 for 325 yards with a career-high five TDs and one INT (125.7 rating) ... On Dec. 22 vs. Minnesota, posted 136.5 rating (27-for-38 for 366 yards), with four TDs and no INTs ... In Wild Card playoff on 1-5-14 vs. San Diego, passed 29-for-51 for 334-1-2. **2014**—Started Games 1-16 and Wild Card playoff, and named to Pro Bowl as injury replacement for Green Bay's Aaron Rodgers ... Led two-game sweep of division rival Baltimore, with fourth-quarter comebacks in both games ... Scored five TDs himself, tying Jack Thompson's 1979 record for Bengals QBs ... On Sept. 7 at Baltimore, his 77-yard TD pass to A.J. Green in fourth quarter lifted Bengals from 16-15 deficit to 23-16 win ... Posted a 116.6 passer rating on Sept. 14 vs. Atlanta, with 76-yard TD to Mohamed Sanu ... In Games 1-2, became first passer in Bengals history with completions of 75-plus yards in consecutive games ... On Sept. 21 vs. Tennessee, became only Bengals QB to catch a TD pass, making contested catch in the flat on throw from WR Mohamed Sanu and sprinting 18 yards for the score ... Posted 143.9 passer rating Nov. 16 at New Orleans ... In Wild Card playoff on 1-5-15 at Indianapolis, passed 18-for-35 for 155-0-0, and rushed four-for-34. **2015**—Started Games 1-13, passing 255-for-386 (66.1 percent) for 3250 yards with 25 TDs and seven INTs ... Inactive for Games 14-16 and for Wild

(Andy Dalton, continued)

Card playoff, due to right thumb fracture suffered Dec. 13 vs. Pittsburgh ... With 106.3 season passer rating, broke Carson Palmer's club season record of 101.1, set in 2005 ... Only QB to better his rating was Seattle's Russell Wilson (110.1) ... Joined Ken Anderson (four times) and Boomer Esiason (twice) among Bengals to win an AFC passing title, and it was Bengals' first since 1989 (Esiason at 92.1) ... Second in NFL in yards per pass attempt (8.42) ... Opened season with four straight games with a passer rating of 115.0 or better, joining L.A. Rams' John Hadl as only players to do that since 1973, the NFL's first year of using passer ratings ... On Sept. 20 vs. San Diego, registered a 126.1 rating with TD passes to A.J. Green, Marvin Jones (45 yards) and Tyler Eifert ... Led a pair of fourth-quarter comebacks Sept. 27 at Baltimore, with TD passes of 80 and seven yards to A.J. Green that both erased deficits, the second pass providing final points in 28-24 win ... Passed at Baltimore for career-best 383 yards ... Logged 127.1 rating on Oct. 4 vs. Kansas City, with 55-yard TD pass to WR Brandon Tate ... In 16-10 win on Nov 1. at Pittsburgh, led his third fourth-quarter comeback of the season, capping a 45-yard drive with a nine-yard TD pass to WR A.J. Green on third down for the eventual winning points with 2:57 to play ... On Nov. 5 vs. Cleveland, posted 139.8 rating and season-high completion percentage, passing 21-for-27 (77.8 percent) for 243-3-0, all three TDs going to Tyler Eifert ... Passed an efficient 14-of-19 for 220-2-0 Dec. 6 at Cleveland, good for 146.8 career-best rating ... Suffered thumb

fracture Dec. 13 vs. Pittsburgh while making tackle after throwing INT in first quarter, ending not only his season, but streak of 77 consecutive starts, a Bengals QB record.

College: Dalton was the key player in TCU's return to football prominence during his career ... Played four seasons (2007-10), seeing action in 50 games with 49 starts ... A two-time Offensive Player of the Year in Mountain West Conference, he authored an MWC-record 42 victories and was tagged with only seven losses ... Set TCU records for pass attempts (1317), completions (812), passing yards (10,314) and TD passes (71) ... His TD/INT differential was plus-41 (71-30) ... Rushed for 1611 career yards and 22 additional TDs, and departed with new MWC record for total offense (11,925 yards) ... As a senior, led TCU to a No. 2 national ranking, after 13-0 season capped by Rose Bowl win over Wisconsin ... Named Offensive MVP in Rose Bowl.

Personal: Hometown is Katy, Texas, in Greater Houston ... Attended Katy High School, where he led team to a 14-1 record and Texas 5A finals berth as a senior ... Marketing major at TCU ... Following 2011 season, joined wife Jordan in establishing the Andy and Jordan Dalton Foundation, which conducts a wide range of community outreach efforts in the Cincinnati and Dallas-Fort Worth, Texas areas ... The foundation's mission is to provide opportunities, support, resources and life-changing experiences to seriously ill and physically challenged children ... The Daltons have two sons, Noah and Nash.

ANDY DALTON'S STATISTICS

			PASSING											
YEAR	TEAM	G-S	ATT	CMP	CMP%	YDS	YDS/ATT	TD	TD%	INT	INT%	LG	SKD-YDS	RAT
2011	Cincinnati	16-16	516	300	58.1	3398	6.59	20	3.9	13	2.5	84	24-160	80.4
2012	Cincinnati	16-16	528	329	62.3	3669	6.95	27	5.1	16	3.0	59t	46-229	87.4
2013	Cincinnati	16-16	586	363	61.9	4293	7.33	33	5.6	20	3.4	82t	29-182	88.8
2014	Cincinnati	16-16	481	309	64.2	3398	7.06	19	4.0	17	3.5	81t	21-124	83.5
2015	Cincinnati	13-13	386	255	66.1	3250	8.42	25	6.5	7	1.8	80t	20-118	106.3
2016	Cincinnati	16-16	563	364	64.7	4206	7.47	18	3.2	8	1.4	86t	41-264	91.8
CAREER		93-93	3060	1920	62.7	22,214	7.26	142	4.6	81	2.6	86t	181-1077	89.1

		RUSHING					RECEIVING					SCORING					
YEAR	TEAM	ATT	YDS	AVG	LG	TD	NO	YDS	AVG	LG	TD	TD	TD-R	TD-P	TD-Rt	2-PTC	PTS
2011	Cincinnati	37	152	4.1	17	1	0	0	—	—	0	1	1	0	0	0	6
2012	Cincinnati	47	120	2.6	17	4	0	0	—	—	0	4	4	0	0	0	24
2013	Cincinnati	61	183	3.0	12	2	0	0	—	—	0	2	2	0	0	0	12
2014	Cincinnati	60	169	2.8	20t	4	1	18	18.0	18t	1	5	4	1	0	0	30
2015	Cincinnati	57	142	2.5	12	3	0	0	—	—	0	3	3	0	0	0	18
2016	Cincinnati	46	184	4.0	15	4	0	0	—	—	0	4	4	0	0	0	24
CAREER		308	950	3.1	20t	18	1	18	18.0	18t	1	19	18	1	0	0	114

ADDITIONAL STATISTICS: Dalton passed for one two-point conversion in 2014.

PASSING SINGLE-GAME HIGHS: ATTEMPTS—54 (9-18-16 at Pittsburgh). COMPLETIONS—33 (10-12-14 vs. Carolina). YARDS—383 (9-27-15 at Baltimore). TOUCHDOWNS—5 (10-27-13 vs. N.Y. Jets). INTERCEPTIONS—4 (12-29-13 vs. Baltimore). LONG—86t (12-24-16 at Houston). RATING (minimum 14 attempts)—146.8 (12-6-15 at Cleveland).

RUSHING SINGLE-GAME HIGHS: ATTEMPTS—8 (two times; most recently on 11-22-15 at Arizona). YARDS—48 (12-24-11 vs. Arizona). LONG—20 (two times; most recently on 12-7-14 vs. Pittsburgh [TD]). TOUCHDOWNS—2 (10-26-14 vs. Baltimore).

POSTSEASON

			PASSING											
YEAR	TEAM	G-S	ATT	CMP	CMP%	YDS	YDS/ATT	TD	TD%	INT	INT%	LG	SKD-YDS	RAT
2011	Cincinnati	1-1	42	27	64.3	257	6.12	0	0.0	3	7.1	36	4-33	51.4
2012	Cincinnati	1-1	30	14	46.7	127	4.23	0	0.0	1	3.3	45	2-9	44.7
2013	Cincinnati	1-1	51	29	56.9	334	6.55	1	2.0	2	3.9	49	3-8	67.0
2014	Cincinnati	1-1	35	18	51.4	155	4.43	0	0.0	0	0.0	26	3-11	63.4
2015	Cincinnati	0-0	DID NOT PLAY*											
CAREER		4-4	158	88	55.7	873	5.53	1	0.6	6	3.8	49	12-61	57.8

		RUSHING					RECEIVING					SCORING					
YEAR	TEAM	ATT	YDS	AVG	LG	TD	NO	YDS	AVG	LG	TD	TD	TD-R	TD-P	TD-Rt	2-PTC	PTS
2011	Cincinnati	3	17	5.7	15	0	—	—	—	—	—	—	—	—	—	—	—
2012	Cincinnati	4	15	3.8	12	0	—	—	—	—	—	—	—	—	—	—	—
2013	Cincinnati	5	26	5.2	12	0	—	—	—	—	—	—	—	—	—	—	—
2014	Cincinnati	4	34	8.5	16	0	—	—	—	—	—	—	—	—	—	—	—
CAREER		16	92	5.8	16	0	—	—	—	—	—	—	—	—	—	—	—

* NOTE: Dalton was inactive for one postseason game with Cincinnati in 2015.

CAREER GAME-BY-GAME

DATE	OPPONENT	PASSING								RUSHING				
		ATT	CMP	YDS	SKD-YDS	TD	LG	INT	RAT	ATT	YDS	AVG	LG	TD
2011 / CINCINNATI														
9-11	at Cleveland	15	10	81	3-11	1	22	0	102.4	0	0	—	—	0
9-18	at Denver	41	27	332	2-22	2	84	0	107.0	2	3	1.5	5	0
9-25	SAN FRANCISCO	32	17	157	1-8	0	22	2	40.8	1	5	5.0	5	0
10-2	BUFFALO	36	18	298	2-11	1	58	2	64.4	3	12	4.0	6	1
10-9	at Jacksonville	33	21	179	2-17	2	37	1	85.3	0	0	—	—	0
10-16	INDIANAPOLIS	32	25	264	0-0	1	32	0	111.5	2	-1	-0.5	0	0
10-23	— BYE —													
10-30	at Seattle	29	18	168	1-8	2	43t	2	72.2	2	3	1.5	3	0
11-6	at Tennessee	39	22	217	1-7	3	25	0	97.9	3	4	1.3	3	0
11-13	PITTSBURGH	30	15	170	0-0	2	36t	2	61.8	0	0	—	—	0
11-20	at Baltimore	45	24	373	2-9	1	49	3	60.7	4	32	8.0	11	0
11-27	CLEVELAND	31	21	270	2-13	1	51	0	105.6	6	23	3.8	7	0
12-4	at Pittsburgh	24	11	135	3-24	1	43	0	77.6	2	6	3.0	4	0
12-11	HOUSTON	28	16	189	1-5	1	36	0	89.7	1	2	2.0	2	0
12-18	at St. Louis	26	15	179	1-6	0	55	1	62.8	2	-2	-1.0	-1	0
12-24	ARIZONA	31	18	154	2-18	2	19t	0	92.7	5	48	9.6	17	0
1-1	BALTIMORE	44	22	232	1-1	0	31	0	65.7	4	17	4.3	13	0
Postseason														
1-7	at Houston	42	27	257	4-33	0	36	3	51.4	3	17	5.7	15	0
2012 / CINCINNATI														
9-10	at Baltimore	37	22	221	4-28	0	27	1	65.3	3	11	3.7	6	0
9-16	CLEVELAND	31	24	318	6-23	3	50t	1	128.2	3	4	1.3	3	0
9-23	at Washington	27	19	328	2-16	3	59t	1	132.9	2	16	8.0	17	0
9-30	at Jacksonville	31	20	244	0-0	2	42	1	96.7	6	5	0.8	5	1
10-7	MIAMI	43	26	234	3-16	1	24	2	63.5	4	21	5.3	12	0
10-14	at Cleveland	46	31	381	2-19	3	57t	3	87.3	2	5	2.5	3	0
10-21	PITTSBURGH	28	14	105	0-0	1	17	1	56.4	1	-1	-1.0	-1	0
10-28	— BYE —													
11-4	DENVER	42	26	299	5-24	1	52	1	81.3	2	16	8.0	11	0
11-11	N.Y. GIANTS	30	21	199	0-0	4	56t	0	127.6	2	-2	-1.0	-1	0
11-18	at Kansas City	29	18	230	2-10	2	40	0	109.8	3	13	4.3	11	1
11-25	OAKLAND	30	16	210	2-16	3	48	0	109.0	4	5	1.3	8	0
12-2	at San Diego	38	25	211	1-0	1	19t	2	65.2	4	5	1.3	6t	1
12-9	DALLAS	33	20	206	5-16	1	25	1	76.1	1	0	0.0	0	0
12-13	at Philadelphia	27	13	127	6-35	1	19	0	74.2	8	18	2.3	11t	1
12-23	at Pittsburgh	41	24	278	6-25	0	25	2	58.8	0	0	—	—	0
12-30	BALTIMORE	15	10	78	2-1	1	17	0	101.5	2	4	2.0	3	0
Postseason														
1-5	at Houston	30	14	127	2-9	0	45	1	44.7	4	15	3.8	12	0
2013 / CINCINNATI														
9-8	at Chicago	33	26	282	1-5	2	45	2	97.2	2	2	1.0	3	0
9-16	PITTSBURGH	45	25	280	0-0	1	61	0	81.7	3	10	3.3	4	0
9-22	GREEN BAY	28	20	235	4-20	2	32	1	105.5	4	3	0.8	4	0
9-29	at Cleveland	42	23	206	2-3	0	29	1	58.2	4	13	3.3	10	0
10-6	NEW ENGLAND	27	20	212	4-33	0	28	1	81.1	6	25	4.2	9	0
10-13	at Buffalo	40	26	337	3-19	3	54	1	105.9	7	17	2.4	6	0
10-20	at Detroit	34	24	372	1-8	3	82t	0	135.9	1	6	6.0	6	0
10-27	N.Y. JETS	30	19	325	1-2	5	53	1	125.7	0	0	—	—	0
10-31	at Miami	53	32	338	5-36	0	26	3	55.4	5	12	2.4	10	0
11-10	at Baltimore	51	24	274	5-30	2	51t	3	52.2	6	22	3.7	12	0
11-17	CLEVELAND	27	13	93	0-0	3	25t	2	62.7	4	0	0.0	1	0
11-24	— BYE —													
12-1	at San Diego	23	14	190	0-0	1	50	1	83.6	3	9	3.0	11	0
12-8	INDIANAPOLIS	35	24	275	0-0	3	29t	0	120.5	5	11	2.2	8t	1
12-15	at Pittsburgh	44	25	230	1-8	2	19	0	86.4	4	20	5.0	9	0
12-22	MINNESOTA	38	27	363	2-18	4	41	0	136.2	1	10	10.0	10	0
12-29	BALTIMORE	36	21	281	0-0	2	53t	4	62.2	6	23	3.8	9	1
Postseason														
1-5	SAN DIEGO	51	29	334	3-8	1	49	2	67.0	5	26	5.2	12	0
2014 / CINCINNATI														
9-7	at Baltimore	38	25	301	0-0	1	77t	0	98.7	6	3	0.5	3	0
9-14	ATLANTA	23	15	252	0-0	1	76t	0	116.6	3	6	2.0	4	0
9-21	TENNESSEE	23	15	169	0-0	0	29	1	68.9	3	3	1.0	3	0
9-28	— BYE —													
10-5	at New England	24	15	204	1-8	2	37t	0	117.4	2	16	8.0	12	0
10-12	CAROLINA	43	33	323	1-3	2	34t	2	93.5	4	25	6.3	20	0
10-19	at Indianapolis	38	18	126	3-17	0	32	0	55.4	1	0	0.0	0	0
10-26	BALTIMORE	28	21	266	2-27	0	53	1	89.3	6	14	2.3	5	2
11-2	JACKSONVILLE	31	19	233	2-1	2	36	2	79.1	2	11	5.5	8	0
11-6	CLEVELAND	33	10	86	2-14	0	18	3	2.0	3	8	2.7	4	0
11-16	at New Orleans	22	16	220	1-1	3	38	0	143.9	5	12	2.4	11	0
11-23	at Houston	35	24	233	0-0	1	20	1	84.6	7	6	0.9	3	0
11-30	at Tampa Bay	27	19	176	2-11	1	30	3	60.6	3	7	2.3	5t	1
12-7	PITTSBURGH	29	21	302	2-5	2	81t	0	128.8	4	22	5.5	20t	1
12-14	at Cleveland	24	14	117	2-14	0	15	1	53.6	2	3	1.5	2	0
12-22	DENVER	26	17	146	0-0	2	22t	1	89.6	6	25	4.2	10	0
12-28	at Pittsburgh	38	27	244	3-23	2	19	2	83.7	3	8	2.7	5	0
Postseason														
1-4	at Indianapolis	35	18	155	3-11	0	26	0	63.4	4	34	8.5	16	0

DATE	OPPONENT	PASSING								RUSHING				
		ATT	CMP	YDS	SKD-YDS	TD	LG	INT	RAT	ATT	YDS	AVG	LG	TD
2015 / CINCINNATI														
9-13	at Oakland	34	25	269	0-0	2	31	0	115.9	4	1	0.3	3	0
9-20	SAN DIEGO	26	16	214	0-0	3	45t	0	126.1	5	10	2.0	6	0
9-27	at Baltimore	32	20	383	2-11	3	80t	1	122.3	5	10	2.0	7t	1
10-4	KANSAS CITY	24	17	321	0-0	1	55t	0	127.1	3	16	5.3	8	0
10-11	SEATTLE	44	30	331	4-21	2	44	1	95.9	7	18	2.6	6	1
10-18	at Buffalo	33	22	243	0-0	3	42	0	118.6	3	-2	-0.7	0	0
10-25	— BYE —													
11-1	at Pittsburgh	38	23	231	3-13	1	38	2	64.7	6	4	0.7	5	0
11-5	CLEVELAND	27	21	234	2-15	3	29	0	139.8	6	5	0.8	6	0
11-16	HOUSTON	38	22	197	4-15	0	26	1	61.0	4	31	7.8	11	0
11-22	at Arizona	39	22	315	4-37	2	42	0	99.8	8	34	4.3	12	0
11-29	ST. LOUIS	27	20	233	0-0	3	45	1	121.4	2	4	2.0	5	0
12-6	at Cleveland	19	14	220	1-6	2	57	0	146.8	4	11	2.8	4	1
12-13	PITTSBURGH	5	3	59	0-0	0	24	1	61.7	0	0	—	—	0
12-20	at San Francisco				INACTIVE						INACTIVE			
12-28	at Denver				INACTIVE						INACTIVE			
1-3	BALTIMORE				INACTIVE						INACTIVE			
Postseason														
1-9	PITTSBURGH				INACTIVE						INACTIVE			
2016 / CINCINNATI														
9-11	at N.Y. Jets	30	23	366	7-42	1	54t	1	114.0	3	7	2.3	5	0
9-18	at Pittsburgh	54	31	366	1-0	1	29	0	84.3	2	7	3.5	5	0
9-25	DENVER	31	21	206	4-17	0	27	1	72.8	6	40	6.7	15	0
9-29	MIAMI	31	22	296	1-11	1	51	0	111.8	6	-12	-2.0	0	0
10-9	at Dallas	41	29	269	4-20	2	22	0	104.6	6	34	5.7	13	0
10-16	at New England	31	21	254	2-17	1	32	0	103.4	2	17	8.5	15	1
10-23	CLEVELAND	28	19	308	3-20	2	48t	0	128.3	0	0	—	—	0
10-30	WASHINGTON	42	27	284	3-21	1	40	1	81.8	4	21	5.3	14	1
11-6	— BYE —													
11-14	at N.Y. Giants	29	16	204	3-18	1	71	1	74.5	1	15	15.0	15	0
11-20	BUFFALO	43	24	207	1-0	1	21	2	57.0	4	10	2.5	7	1
11-27	at Baltimore	48	26	283	3-22	1	25	0	78.7	3	14	4.7	12	0
12-4	PHILADELPHIA	31	23	332	0-0	2	50	0	130.0	2	9	4.5	10	0
12-11	at Cleveland	28	20	180	4-33	2	18	0	112.2	2	17	8.5	9	0
12-18	PITTSBURGH	27	16	157	1-11	0	25	1	60.3	1	1	1.0	1t	1
12-24	at Houston	41	28	268	3-24	1	86t	1	84.2	0	0	—	—	0
1-1	BALTIMORE	28	18	226	1-8	1	31	0	101.2	4	4	1.0	5	0



DAWSON, P.J.

LB #47

Height: 6-0
Weight: 240
College: Texas Christian
Experience: 2nd-year player in 2017

2016 games-starts: 2-0
Career games-starts: 13-0
Born: 1-13-93
Hometown: Dallas, Texas
Acquired: D3b'15

Second-year pro played in last two games of 2016 after spending first 14 on Cincinnati practice squad ... Played 11 games as rookie in 2015 ... Known at TCU as one of college football's top defensive playmakers, earning multiple All-American honors in 2014 and was named Big 12 Defensive Player of the Year.

Career transactions: Selected by Cincinnati in third round of 2015 NFL Draft (99th overall) ... Signed with Bengals on 5-18-15 ... Waived by Bengals on 9-4-16 ... Signed to Bengals practice squad on 9-7-16 ... Signed to Bengals roster on 12-23-16.

2016 recap: On practice squad for Games 1-14, and played on special teams in Game 15-16, with one tackle ... Appeared in three preseason games, logging eight tackles.

Previous season: 2015—Played in 11 games (Games 1-6, 8, 12 and 14-16) and in Wild Card playoff ... Inactive for the other five contests ... Logged five tackles on defense plus a pass defended, and had seven tackles (sixth on team) on special teams ... One tackle in brief defensive action in his NFL debut, Sept. 13 at Oakland ... On Oct. 11 vs Seattle, prevented a potential long punt return by WR Tyler Lockett with a solo tackle at Seattle 37 in first quarter ... Two tackles on defense and one special teams stop Dec. 6 at Cleveland ... Logged

two tackles on defense and first career pass defended on Dec. 20 at San Francisco ... One special teams stop on Dec. 28 at Denver, on Jan. 3 vs. Baltimore and in Wild Card playoff on 1-9-16 vs. Pittsburgh.

College: Played three seasons (2012-14) at TCU after playing one year at Trinity Valley Community College (Athens, Texas) ... Not highly recruited out of high school, where he played WR, but he rose to status at TCU as one of nation's top defensive playmakers ... Logged 241 tackles, and his conference-leading 136 tackles in '14 and were most in a season by any player in the era of Horned Frogs coach Gary Patterson (began in 2000) ... Logged four INTs as a senior, including 46-yarder for TD that gave Horned Frogs the eventual winning points in 37-33 conquest of Oklahoma.

Personal: Hometown is Dallas, Texas ... Attended Skyline High School, where he played wide receiver ... Majored in Communications at TCU ... Nickname of P.J. is short for Paul Jr. ... Has a daughter, Destiny.

NOTE ABOUT NFL EXPERIENCE: Dawson did not earn an accrued year of experience toward NFL free agency in 2016 because he was not on a 53-player roster, a Reserve/Injured list or a Reserve/Physically Unable to Perform list for the required minimum of six games.

P.J. DAWSON'S STATISTICS


YEAR	TEAM	G-S	DEFENSE							INTERCEPTIONS					SCORING				
			ST	AT	TT	SKS-YDS	PD	FF	FR-YDS	NO	YDS	AVG	LG	TD	TD	TD-IntRt	TD-FRRt	S	PTS
2015	Cincinnati	11-0	3	2	5	0-0	1	0	0-0	—	—	—	—	—	—	—	—	—	—
2016	Cincinnati	2-0	0	0	0	0-0	0	0	0-0	—	—	—	—	—	—	—	—	—	
CAREER		13-0	3	2	5	0-0	1	0	0-0	—	—	—	—	—	—	—	—	—	

YEAR	TEAM	ST	AT	TT	FF	SPECIAL TEAMS			KICKOFF RETURNS						PUNT RETURNS					
						FR-YDS	BP	BFG	BXP	NO	YDS	AVG	FC	LG	TD	NO	YDS	AVG	FC	LG
2015	Cincinnati	4	3	7	0	0-0	0	0	0	—	—	—	—	—	—	—	—	—	—	
2016	Cincinnati	1	0	1	0	0-0	0	0	0	—	—	—	—	—	—	—	—	—	—	
CAREER		5	3	8	0	0-0	0	0	0	—	—	—	—	—	—	—	—	—	—	

POSTSEASON

YEAR	TEAM	G-S	DEFENSE							INTERCEPTIONS					SCORING				
			ST	AT	TT	SKS-YDS	PD	FF	FR-YDS	NO	YDS	AVG	LG	TD	TD	TD-IntRt	TD-FRRt	S	PTS
2015	Cincinnati	1-0	0	0	0	0-0	0	0	0-0	—	—	—	—	—	—	—	—	—	
CAREER		1-0	0	0	0	0-0	0	0	0-0	—	—	—	—	—	—	—	—	—	

YEAR	TEAM	ST	AT	TT	FF	SPECIAL TEAMS			KICKOFF RETURNS						PUNT RETURNS					
						FR-YDS	BP	BFG	BXP	NO	YDS	AVG	FC	LG	TD	NO	YDS	AVG	FC	LG
2015	Cincinnati	1	0	1	0	0-0	0	0	0	—	—	—	—	—	—	—	—	—	—	
CAREER		1	0	1	0	0-0	0	0	0	—	—	—	—	—	—	—	—	—	—	



DEAN, DAVID

DT #71

Height: 6-1
Weight: 302
College: Virginia
Experience: 1st-year player in 2017

2016 games-starts: 0-0
Career games-starts: 0-0
Born: 2-16-93
Hometown: Virginia Beach, Va.
Acquired: CFA'16

A college free agent signee in 2016, Dean spent his rookie season on practice squad and looks to secure position on the roster this year ... Four-year letterman at Virginia displayed good mix of strength and quickness, with ability to flash as inside pass rusher ... His career total of 25.5 tackles for losses ranks fourth all time among UVA defensive tackles.

Career transactions: Signed with Cincinnati as a college free agent on 5-6-16 ... Waived by Bengals on 9-3-16 ... Signed to Bengals practice squad on 9-4-16 ... Signed to Bengals roster on 1-2-17.

2016 recap: On practice squad for Games 1-16 ... Played in all four preseason games, logging eight tackles.

College: Played four seasons (2012-15) at Virginia, with a redshirt year in 2011 ... Played in 47 games, with 25 starts ... Earned All-Atlantic Coast

Conference honorable mention in each of his last two seasons ... As a senior, started all 12 games, with 4.5 sacks among his 49 tackles, and he also had nine tackles-for-loss, one forced fumble and three passes defended ... Co-winner for '15 of team's Iron Cavalier award, for performance and dedication in weight room ... Earned an invite to East-West Shrine game.


Personal: Hometown is Virginia Beach, Va. ... Attended Green Run High School in Virginia Beach, Va., where he was ranked No. 19 DT in nation by ESPN.com and was also a standout in baseball ... Recognized during his college career on the ACC Academic Honor Roll.

NOTE ABOUT NFL EXPERIENCE: Dean did not earn an accrued year of experience toward NFL free agency in 2016 because he was not on a 53-player roster, a Reserve/Injured list or a Reserve/Physically Unable to Perform list for the required minimum of six games.

DAVID DEAN'S STATISTICS

YEAR	TEAM	G-S	DEFENSE							INTERCEPTIONS					SCORING				
			ST	AT	TT	SKS-YDS	PD	FF	FR-YDS	NO	YDS	AVG	LG	TD	TD	TD-IntRt	TD-FRRt	S	PTS
2016	Cincinnati	0-0	DID NOT PLAY*																
CAREER		0-0	0	0	0	0-0	0	0	0-0	—	—	—	—	—	—	—	—	—	

* NOTE: Dean was on the practice squad for 16 regular-season games with Cincinnati in 2016.



DENNARD, DARQUEZE

CB #21

Height: 5-11
Weight: 205
College: Michigan State
Experience: 4th-year player in 2017

2016 games-starts: 15-3
Career games-starts: 39-4
Born: 10-10-91
Hometown: Dry Branch, Ga.
Acquired: D1'14

First-round 2014 draft selection contributed during 2016 on defense and special teams ... Downed three punts inside opponent three-yard line ... Missed preseason schedule and season opener due to ankle injury early in training camp, played in every game after that point ... Showed excellent progress in 2015, but was lost for remainder of season in Game 10, Nov. 22 at Arizona, due to shoulder separation.

Career transactions: Selected by Cincinnati in first round of 2014 NFL Draft (24th overall) ... Signed with Bengals on 6-12-14 ... Bengals exercised the option to extend contract by one year through 2018 on 4-28-17.

2016 highlights: Played in Games 2-16, with three starts ... Had 41 tackles and a pass defended ... Downed two punts at opponent one-yard line and one punt at opponent two ... Six special teams tackles ... Team-high six tackles in start Sept. 29 vs. Miami, replacing injured Dre Kirkpatrick ... On Nov. 14 at N.Y. Giants, downed a punt at Giants one in second quarter and had six tackles on defense ... On Nov. 20 vs. Buffalo, had five tackles and downed a punt at one-yard line in third quarter ... Personal season-high of eight tackles Nov. 27 at Baltimore ... Four tackles and one special teams tackle on Dec. 4 vs. Philadelphia ... Downed a punt at the two on Dec. 11 at Cleveland ... One tackle, one QB hit and one special teams tackle on Dec. 24 at Houston ... Three tackles on Jan. 1 vs. Baltimore.

Previous seasons: 2014—Played in 14 games (Games 2-7 and 9-16) as a rookie, and also played in Wild Card playoff at Indianapolis ... Inactive for Games 1 (hip) and 8 (hamstring) ... Logged seven tackles on defense (one for loss) in regular season ... Made NFL debut on Sept. 14 vs. Atlanta on special teams, with one tackle ... Played on defense for first time on Sept. 21 vs. Tennessee, and logged two tackles, including a three-yard sack of Jake Locker ... Led team with two special teams tackles on Dec. 7 vs. Pittsburgh ... In Wild Card playoff on 1-5-15 at Indianapolis, had two tackles on defense and forced a fumble by RB Daniel Herron. **2015**—Played in Games 1-10, but placed Nov. 27 on Reserve/Injured list, due to shoulder injury suffered in his first career start, Nov. 22 at Arizona ... On Sept. 13 at Oakland, had perfectly timed hit on WR Seth Davis for a third-down pass defended, and also had three tackles ... On

Oct 4 vs. Kansas City, helped fill the void from injury to Adam Jones, logging a season-best six tackles, plus a third-down pass defended in fourth quarter ... On Oct. 11 vs Seattle, teamed with WR Brandon Tate to down a punt at the Seahawk two in second quarter ... Recorded first career INT on Oct. 18 at Buffalo with a graceful leaping grab of an E.J. Manuel pass in the second quarter, and he returned it 10 yards to Buffalo 45.

One game matters: Despite lettering four years at Twiggs County High School (Jeffersonville, Ga.) — and helping lead the team to an 11-2 record as a senior — Dennard went virtually unrecruited by colleges. He did not have a viable scholarship offer, even from a junior college, entering his final prep game. But fate cast him in that last game against Dooly County High and WR Keith Mumphrey, who already had signed with Michigan State. MSU coaches, on hand to watch Mumphrey, saw Dennard post an outstanding performance against Mumphrey, and they convinced head coach Mark Dantonio to sign him. "I probably wouldn't have played any more football (if not for that game)," Dennard says. "I'd still be around the Macon (Ga.) area, working a nine-to-five."

College: Played four seasons (2010-13) at Michigan State, playing 44 games with 40 starts ... Started 38 games over his final three seasons, and in 2013 he helped lead the Spartans to No. 1 national rankings in fewest yards allowed per game and lowest third-down conversion percentage ... USA Today first-team All-American as senior in '13, and was named winner of Thorpe Award, given annually to college football's top DB ... Totaled 167 career tackles, 10 INTs, 30 total passes defended, three forced fumbles, a fumble recovery and a blocked FG ... Earned reputation as a strong tackler against the run ... In 2013, became first MSU CB to earn first-team All-America since Harlon Barnett (Cincinnati native from Princeton High School) in 1989 ... First MSU player to win the Thorpe Award since its 1986 inception.

Personal: Hometown is Dry Branch, Ga. ... Lettered in football, basketball and track at Twiggs County High School (Jeffersonville, Ga.) ... Two-way player in prep football, seeing action at WR and CB ... Communications major at Michigan State ... First name is pronounced "dar-KWEZ" and last name is pronounced "deh-NARD."

DARQUEZE DENNARD'S STATISTICS

YEAR	TEAM	G-S	DEFENSE							INTERCEPTIONS					SCORING				
			ST	AT	TT	SKS-YDS	PD	FF	FR-YDS	NO	YDS	AVG	LG	TD	TD	TD-IntRt	TD-FRRt	S	PTS
2014	Cincinnati	14-0	6	1	7	1-3	1	0	0-0	0	0	—	—	0	—	—	—	—	—
2015	Cincinnati	10-1	12	4	16	0-0	3	0	0-0	1	10	10.0	10	0	—	—	—	—	—
2016	Cincinnati	15-3	28	13	41	0-0	1	0	0-0	0	0	—	—	0	—	—	—	—	—
CAREER		39-4	46	18	64	1-3	5	0	0-0	1	10	10.0	10	0	—	—	—	—	—


YEAR	TEAM	SPECIAL TEAMS							KICKOFF RETURNS						PUNT RETURNS							
		ST	AT	TT	FF	FR-YDS	BP	BFG	BXP	NO	YDS	AVG	FC	LG	TD	NO	YDS	AVG	FC	LG	TD	
2014	Cincinnati	8	2	10	0	0-0	0	0	0	—	—	—	—	—	—	—	—	—	—	—	—	—
2015	Cincinnati	2	2	4	0	0-0	0	0	0	—	—	—	—	—	—	—	—	—	—	—	—	—
2016	Cincinnati	4	2	6	0	0-0	0	0	0	—	—	—	—	—	—	—	—	—	—	—	—	—
CAREER		14	6	20	0	0-0	0	0	0	—	—	—	—	—	—	—	—	—	—	—	—	—

POSTSEASON

YEAR	TEAM	G-S	DEFENSE							INTERCEPTIONS					SCORING					
			ST	AT	TT	SKS-YDS	PD	FF	FR-YDS	NO	YDS	AVG	LG	TD	TD	TD-IntRt	TD-FRRt	S	PTS	
2014	Cincinnati	1-0	2	0	2	0-0	0	1	0-0	—	—	—	—	—	—	—	—	—	—	—
2015	Cincinnati	0-0	DID NOT PLAY*							DID NOT PLAY*					DID NOT PLAY*					
CAREER		1-0	2	0	2	0-0	0	1	0-0	—	—	—	—	—	—	—	—	—	—	—

* NOTE: Dennard was on the Reserve/Injured list for one postseason game with Cincinnati in 2015.

2016 GAME-BY-GAME																						
DATE	OPPONENT	DEFENSE									INTERCEPTIONS											
		ST	AT	TT	SKS-YDS	INT-YDS	PD	FF	FR-YDS	NO	YDS	AVG	LG	TD								
9-11	at N.Y. Jets				INACTIVE						INACTIVE											
9-18	at Pittsburgh	3	0	3	0-0	0-0	0	0	0-0	—	—	—	—	—								
9-25	DENVER	1	0	1	0-0	0-0	0	0	0-0	—	—	—	—	—								
9-29	MIAMI	4	2	6	0-0	0-0	0	0	0-0	—	—	—	—	—								
10-9	at Dallas	1	0	1	0-0	0-0	0	0	0-0	—	—	—	—	—								
10-16	at New England	0	0	0	0-0	0-0	0	0	0-0	—	—	—	—	—								
10-23	CLEVELAND	0	1	1	0-0	0-0	1	0	0-0	—	—	—	—	—								
10-30	WASHINGTON	1	0	1	0-0	0-0	0	0	0-0	—	—	—	—	—								
11-6	— BYE —																					
11-14	at N.Y. Giants	5	1	6	0-0	0-0	0	0	0-0	—	—	—	—	—								
11-20	BUFFALO	4	1	5	0-0	0-0	0	0	0-0	—	—	—	—	—								
11-27	at Baltimore	4	4	8	0-0	0-0	0	0	0-0	—	—	—	—	—								
12-4	PHILADELPHIA	3	1	4	0-0	0-0	0	0	0-0	—	—	—	—	—								
12-11	at Cleveland	0	0	0	0-0	0-0	0	0	0-0	—	—	—	—	—								
12-18	PITTSBURGH	0	1	1	0-0	0-0	0	0	0-0	—	—	—	—	—								
12-24	at Houston	1	0	1	0-0	0-0	0	0	0-0	—	—	—	—	—								
1-1	BALTIMORE	1	2	3	0-0	0-0	0	0	0-0	—	—	—	—	—								
TOTALS		28	13	41	0-0	0-0	1	0	0-0	—	—	—	—	—								
DATE	OPPONENT	SPECIAL TEAMS							KICKOFF RETURNS						PUNT RETURNS							
		ST	AT	TT	FF	FR-YDS	BP	BFG	BXP	NO	YDS	AVG	FC	LG	TD	NO	YDS	AVG	FC	LG	TD	
9-11	at N.Y. Jets				INACTIVE						INACTIVE						INACTIVE					
9-18	at Pittsburgh	0	0	0	0	0-0	0	0	0	—	—	—	—	—	—	—	—	—	—	—	—	
9-25	DENVER	0	0	0	0	0-0	0	0	0	—	—	—	—	—	—	—	—	—	—	—	—	
9-29	MIAMI	0	0	0	0	0-0	0	0	0	—	—	—	—	—	—	—	—	—	—	—	—	
10-9	at Dallas	1	1	2	0	0-0	0	0	0	—	—	—	—	—	—	—	—	—	—	—	—	
10-16	at New England	0	0	0	0	0-0	0	0	0	—	—	—	—	—	—	—	—	—	—	—	—	
10-23	CLEVELAND	0	0	0	0	0-0	0	0	0	—	—	—	—	—	—	—	—	—	—	—	—	
10-30	WASHINGTON	0	0	0	0	0-0	0	0	0	—	—	—	—	—	—	—	—	—	—	—	—	
11-6	— BYE —																					
11-14	at N.Y. Giants	0	0	0	0	0-0	0	0	0	—	—	—	—	—	—	—	—	—	—	—	—	
11-20	BUFFALO	1	0	1	0	0-0	0	0	0	—	—	—	—	—	—	—	—	—	—	—	—	
11-27	at Baltimore	0	0	0	0	0-0	0	0	0	—	—	—	—	—	—	—	—	—	—	—	—	
12-4	PHILADELPHIA	1	0	1	0	0-0	0	0	0	—	—	—	—	—	—	—	—	—	—	—	—	
12-11	at Cleveland	0	0	0	0	0-0	0	0	0	—	—	—	—	—	—	—	—	—	—	—	—	
12-18	PITTSBURGH	1	0	1	0	0-0	0	0	0	—	—	—	—	—	—	—	—	—	—	—	—	
12-24	at Houston	0	1	1	0	0-0	0	0	0	—	—	—	—	—	—	—	—	—	—	—	—	
1-1	BALTIMORE	0	0	0	0	0-0	0	0	0	—	—	—	—	—	—	—	—	—	—	—	—	
TOTALS		4	2	6	0	0-0	0	0	0	—	—	—	—	—	—	—	—	—	—	—	—	



DIELMAN, J.J.

C/G #64

Height: 6-5
Weight: 309
College: Utah
Experience: Rookie in 2017

2016 games-starts: 0-0
Career games-starts: 0-0
Born: 12-16-93
Hometown: Phoenix, Ariz.
Acquired: D5b'17

The second of two Bengals fifth-round selections, Dielman is expected by coaches to add versatility, physicality and athleticism to offensive line ... In three years as a starter at Utah, helped pave way for rushers to break 1200 yards three times ... Started 31 of his 32 career games with the Utes before suffering mid-season foot injury in 2016 that ended senior campaign ... Played ROT his first three seasons at Utah, before moving to center as a senior ... Bengals will look at him at center and guard.

Career transactions: Selected by Cincinnati in fifth round of 2017 NFL Draft (176th overall) ... Signed with Bengals on 6-7-17.


Coach Paul Alexander says: "Dielman will fit in with the guys we have. He's a big, tough, physical, smart guy that has a passion for football. I like him. He can play center, guard, and a little tackle. He's a versatile guy."

College highlights: Blocked for Utah RBs Joe Williams and DeVontae Booker, who averaged a combined 5.4 yards per carry over Dielman's three years as a starter and three times topped 1200 yards (Williams totaled

1438 rushing yards in 2016, while Booker had 1512 in '14 and 1261 in '15). **2016**—Started first five games at center before suffering season-ending foot injury at California. **2015**—Started all 13 games at ROT and earned all-Pac 12 second team honors (coaches and media) ... Helped block for RB DeVontae Booker, who totaled 1261 rushing yards and 11 TDs. **2014**—Started all 13 games at ROT and played most snaps (852) of any Utah lineman ... Helped Booker to a 5.2-yard per carry average and 1512 rushing yards. **2013**—Played in one game (vs. Weber State). **2012**—Did not play (redshirt).

High school: Attended Desert Vista High School in Phoenix, Ariz ... Team captain and first team all-state selection for team that finished 13-1 and won Arizona DI state championship ... Played on both sides of the ball, giving up just one sack and making 39 tackles as a senior.

Personal: Hometown is Ahwatukee, Ariz. (outside Phoenix)... Economics major at Utah ... Cousin, Kris Dielman, played nine years as an offensive lineman with the San Diego Chargers ... Last name is pronounced "DEAL-man."



DRISKEL, JEFF

QB #6

Height: 6-4
Weight: 238
College: Louisiana Tech
Experience: 2nd-year player in 2017

2016 games-starts: 0-0
Career games-starts: 0-0
Born: 4-23-93
Hometown: Oviedo, Fla.
Acquired: W(S.F.)'16

Second-year player with college experience for Louisiana Tech and Florida joined Bengals in 2016 prior to Week 1, as a waiver acquisition from San Francisco ... On roster the entire rookie season, but did not play ... Started all 13 Louisiana Tech games in 2015, following four years at Florida, and passed for 4033 yards (ranked third in school history), with 27 TDs and eight INTs ... A standout baseball outfielder in high school, he was a 29th-round Boston Red Sox draftee in 2013 but did not sign.

Career transactions: Selected by San Francisco in sixth round of 2016 NFL Draft (207th overall) ... Signed with 49ers on 5-6-16 ... Waived by 49ers on 9-3-16 ... Acquired on waivers by Cincinnati Bengals on 9-4-16.

2016 recap: Inactive for Bengals for Games 1-12 and 14-16 ... Active/DNP in No. 3 QB role for Game 13 ... Played all four 49ers preseason games, passing 15-for-31 for 132 yards, no TDs and two INTs.

College highlights: Played four seasons (2011-14) at Florida, and used fifth year of eligibility to play for Louisiana Tech in '15, after graduating from Florida ... His 4033 passing yards in '15 ranked third in Louisiana Tech history; was named Conference USA Newcomer of the Year and named first-team All-Louisiana ... Passed 281-for-450 at Tech ... Played 29 games (21 starts) at Florida; passed 328-for-552 for 3411 yards, 23 TDs and 20 INTs ... Rushed for 972 net yards in college, despite stats deducting sack yardage from rushing.

Personal: Hometown is Oviedo, Fla. ... Earned masters degree in business administration from Louisiana Tech, after earning bachelors in sport management from Florida ... Brother, Jason, is a QB at Florida Atlantic University ... Attended Hagerty High School in Oviedo, Fla. ... As a senior in high school, passed for 1819 yards and 15 TDs while rushing for 1333 with 20 TDs ... Named Maxwell Football Club National High School player of the year as a senior, and also named Gatorade Florida Player of the Year ... Married (wife Tarin).

JEFF DRISKEL'S STATISTICS

YEAR	TEAM	G-S	PASSING											
			ATT	CMP	CMP%	YDS	YDS/ATT	TD	TD%	INT	INT%	LG	SKD-YDS	RAT
2016	Cincinnati	0-0	DID NOT PLAY*											
CAREER		0-0	0	0	—	0	—	0	—	0	—	—	0-0	—

* NOTE: Driskel was inactive for 15 regular-season games and active/DNP for one regular-season game with Cincinnati in 2016.



DUNLAP, CARLOS

DE #96

Height: 6-6
Weight: 280
College: Florida
Experience: 8th-year player in 2017

2016 games-starts: 16-16
Career games-starts: 102-65
Born: 2-28-89
Hometown: North Charleston, S.C.
Acquired: D2'10

An athletic 280-pounder with a big wingspan, Dunlap is a naturally gifted playmaker with statistics to bear it out ... Led 2016 Bengals in passes defended (15) and forced fumbles (three), and was close second in sacks (eight) ... Played in his second straight Pro Bowl after the season ... Three of his passes defended in '16 led to INTs, and his 15 PDs led all NFL defensive linemen by wide margin ... Led team in 2015 with career-best 13.5 sacks, and his 57 career sacks rank fourth in Bengals annals ... Has 14 career forced fumbles, eight fumble recoveries, 41 passes defended, four blocked FGs and two TDs scored.

Career transactions: Selected by Cincinnati in second round of 2010 NFL Draft (54th overall) ... Signed with Bengals on 7-28-10 ... Signed contract extension with Bengals on 7-16-13.

Pro Bowl participation: Has been named to and played in two games ... Starter for victorious AFC in 2016 season game at Orlando ... In 2015 season game at Honolulu, had one tackle and one pass defended, playing for victorious Team Irvin.

Carlos' PD frenzy — unprecedented: No defensive lineman had ever led the Bengals in passes defended for a season until Dunlap did it in '16. His 15 PDs were five more than the second-place Bengal (CB Dre Kirkpatrick, 10), and he had seven more PDs than any other NFL defensive lineman. The NFL players with more PDs were all cornerbacks. Dunlap's total was nine short of the league lead but only five short of third place.

More on the 'frenzy': Dunlap's team-leading total of 15 passes defended (see previous item) was so statistically remarkable, it deserves more historical context. Over 41 years of Bengals defensive record-keeping (1976-2016), the second-highest total PDs by a defensive lineman was only nine, by DE Michael Johnson in 2013. No other D-lineman has ever had more than six, a mere 40 percent of Dunlap's total. Johnson ranked third on the team in 2013, but no other D-lineman has ranked higher than fifth.

2016 general: Started at LDE in Games 1-16 ... Led D-line in tackles (49) ... Rose during season to fourth all-time on Bengals in sacks (57), and has a career pace that could take him beyond all-time leader Eddie Edwards (83.5) within three-to-four years.

2016 game-by-game: Logged a team-high two passes defended and five tackles on Sept. 11 at N.Y. Jets ... On Sept. 29 vs. Miami, recorded two sacks, including one on which he forced a Ryan Tannehill fumble that Bengals recovered ... Also vs. Miami, deflected two Tannehill passes and totaled five tackles ... Had a sack-and-strip for the second straight game Oct. 9 at Dallas, forcing a Dak Prescott fumble that Bengals returned to their 41 in third quarter, and finished game with three total QB hits ... Deflected a Kevin Hogan pass that LB Vincent Rey intercepted on Oct. 23 vs. Cleveland, and also had a six-yard sack of Hogan plus two additional QB hits ... Two passes defended Nov. 27 at Baltimore, including one deflection that LB Rey Maualuga intercepted, and also had a 10-yard third-down sack of Joe Flacco deep in Bengals territory, forcing Ravens to settle for FG ... Four PDs on Dec. 4 vs. Philadelphia (tied team high for the season), including one that LB Vontaze Burfict intercepted to stop a scoring threat ... Also vs. Philadelphia, had a shared sack, one additional QB hit and four tackles ... Personal season-best seven tackles Dec. 18 vs. Pittsburgh, with one pass defended ... Forced a fumble by C.J. Fiedorowicz on Dec. 24 at Houston, running down the WR after a 12-yard completion, but Texans recovered ... One-yard sack of Joe Flacco on Jan. 1 vs. Baltimore.

Previous seasons: 2010—A Pro Football Weekly all-rookie team selection, Dunlap contested Detroit DT Ndamukong Suh for the league's rookie sacks title, posting Bengals rookie record of 9.5 ... Lost the rookie crown when Suh went to 10 with a zero-yard sack late in fourth quarter in Week 17 ... Dunlap eclipsed former Bengals rookie sack record of 8.5, set by DE Justin Smith in 2001 ... All of Dunlap's sacks came in last eight games, including 8.5 in last six

games ... Became first rookie to lead team in sacks for season since 1990, when LB James Francis led with eight ... On Nov. 14 at Indianapolis, brought down Peyton Manning for first career sack. **2011**—His sack total dipped to 4.5, from 9.5 as a rookie, but despite missing four games he still led team in QB pressures (27) and had an impressive fumble return for key TD ... Missed Games 9 and 11-13 due to hamstring injury ... On Oct. 16 at Indianapolis, with Colts looking to erase a 20-17 Bengals lead in the fourth quarter, Dunlap scooped a Pierre Garcon fumble at the Colts 35 and ran for a game-clinching TD ... On Nov. 6 at Tennessee, had two sacks of Matt Hasselbeck, for 22 yards. **2012**—Began action in Game 3, after missing time in rehab from a preseason knee injury ... Named AFC Defensive Player of the Week for his performance Dec. 2 at San Diego, when he forced fumbles on each of his two sacks, recovering one late in the game to help preserve win ... Had a 14-yard INT return for a TD to seal Dec. 30 win vs. Baltimore ... Tied for team lead in both forced fumbles (four) and fumble recoveries (three) ... His seven combined fumbles forced and recovered led the team by three ... Had 27 QB pressures (second on team) and five tackles-for-loss ... On Sept. 23 at Washington, set up Bengals TD when he forced a fumble by Robert Griffin III and recovered it at Redskins 12 ... Four tackles in Wild Card playoff at Houston. **2013**—Played in all 16 games for first time in career, with 15 starts at LDE, and made first postseason start ... Logged 70 tackles, with 7.5 sacks (tied for team lead) ... His 10 passes defended led D-line ... Led team in forced fumbles (four) and QB pressures (34), and tied for second with seven tackles-for-loss ... On Sept. 29 at Cleveland, deflected 51-yard Billy Cundiff FG try ... Provided major momentum shift in win Oct. 20 at Detroit, blocking 34-yard David Akers FG attempt late in second quarter to prevent Lions from making a third straight unanswered score, and offense responded with TD for 14-10 lead ... On Oct. 31 at Miami, ran down RB Lamar Miller after 41-yard gain to Bengals 11, forcing fumble that Cincinnati's Adam Jones recovered in end zone and returned 43 yards ... On Nov. 10 at Baltimore, had sacks of nine and eight yards against Joe Flacco ... On Dec. 22 vs. Minnesota, returned a Matt Cassel fumble 42 yards to Vikings four in first quarter, setting up a TD. **2014**—Started at LDE in Games 1-16 and in Wild Card playoff ... Led team in sacks (eight), tackles-for-loss (17), QB hits (27), forced fumbles (two) and combined fumbles forced-and-recovered (three) ... Led D-line in tackles (66), a personal career first, and also led D-line in passes defended (five) ... Had 10-yard sack of Matt Ryan on Sept. 14 vs. Atlanta, and credited with four total QB hits ... In shutout win Dec. 14 at Cleveland, tied for team lead with six tackles (two for-loss), including a seven-yard sack of Johnny Manziel ... Led line with four tackles (one for-loss), including a five-yard sack of Peyton Manning, in playoff-clinching win Dec. 22 vs. Denver ... Two tackles and three QB hits in Wild Card playoff on 1-5-15 at Indianapolis. **2015**—Started at LDE in Games 1-16 and Wild Card playoff ... Led D-line in tackles (55) in regular season ... Led team in QB hits (31), ranked second in total tackles-for-loss (16), and had two blocked FGs ... Tied with 49ers' Quinton Dial for most blocked FGs in NFL ... His three sacks of Brock Osweiler on Dec. 28 at Denver were most by Bengal since LB Vincent Rey had three on 11-10-13 at Baltimore ... On Oct. 11 vs. Seattle, spurred comeback win by forcing Seahawk punts with a fourth-quarter solo sack of Russell Wilson and an overtime shared sack ... Totaled six QB hits vs. Seattle, the team season-high ... On Oct. 18 at Buffalo, had 1.5 sacks of E.J. Manuel ... On Nov. 5 vs. Cleveland, had two sacks of Johnny Manziel in fourth quarter, for 16 combined yards ... On Dec. 6 at Cleveland, logged a five-yard sack of Austin Davis, an eight-yard tackle for loss, a forced fumble (Bengals recovered) and a blocked a 47-yard FG attempt ... On Dec. 20 at San Francisco, earned AFC Special Teams Player of the Week award for a blocked FG that ended 49ers' last hope for a win ... In Wild Card playoff vs. Pittsburgh, his three tackles included a shared sack, and he had a pass defended and one additional QB hit.

College: Played three seasons (2007-09) at Florida, with totals of 84 tackles, 19.5 sacks, 26 tackles for loss, eight passes defended and four blocked kicks ... Entered NFL Draft following his junior season ... Named Defensive MVP of 2008 season BCS national championship win over Oklahoma ... Helped Gators to 13-1 records in each of his last two seasons, including 51-24 Sugar Bowl victory over University of Cincinnati to close 2009 campaign.

(Carlos Dunlap, continued)

Personal: Hometown is North Charleston, S.C. ... Was Bengals 2015 team nominee for NFL Walter Payton Man of the Year Award ... Attended Fort Dorchester High School, and closed his career ranked 15th on ESPN's Top 150 recruits list ... Actively supports children in need in both South Carolina and Greater Cincinnati, through the Carlos Dunlap Foundation, with events including

an annual football camp and holiday shopping trips ... Has earned a bachelor's degree in business administration from Florida and a master's degree in business administration from Miami (Fla.) ... SEC Academic All-American in 2008 ... Selected to SEC Academic Honor Roll as a freshman ... Enjoys playing basketball and jet skiing ... Was named 'Mayor for a Day' in North Charleston on 3-13-09 ... Lists parents, Diane Ross and Carlos L. Dunlap Sr., as his greatest source of inspiration.

CARLOS DUNLAP'S STATISTICS

YEAR	TEAM	G-S	DEFENSE						INTERCEPTIONS					SCORING					
			ST	AT	TT	SKS-YDS	PD	FF	FR-YDS	NO	YDS	AVG	LG	TD	TD	TD-IntRt	TD-FRRt	S	PTS
2010	Cincinnati	12-0	18	10	28	9.5-77.5	3	0	1-0	0	0	—	—	0	0	0	0	0	0
2011	Cincinnati	12-1	15	13	28	4.5-42	3	0	1-35	0	0	—	—	0	1	0	1	0	6
2012	Cincinnati	14-1	36	19	55	6-55	4	4	3-2	1	14	14.0	14t	1	1	1	0	0	6
2013	Cincinnati	16-15	45	25	70	7.5-40.5	10	4	1-42	0	0	—	—	0	0	0	0	0	0
2014	Cincinnati	16-16	40	26	66	8-49.5	5	2	1-0	0	0	—	—	0	0	0	0	0	0
2015	Cincinnati	16-16	37	18	55	13.5-91.5	1	2	1-21	0	0	—	—	0	0	0	0	0	0
2016	Cincinnati	16-16	30	19	49	8-45	15	3	0-0	0	0	—	—	0	0	0	0	0	0
CAREER		102-65	221	130	351	57-401	41	15	8-100	1	14	14.0	14t	1	2	1	1	0	12


YEAR	TEAM	SPECIAL TEAMS						KICKOFF RETURNS						PUNT RETURNS							
		ST	AT	TT	FF	FR-YDS	BP	BFG	BXP	NO	YDS	AVG	FC	LG	TD	NO	YDS	AVG	FC	LG	TD
2013	Cincinnati	0	0	0	0	0-0	0	2	0	—	—	—	—	—	—	—	—	—	—	—	—
2015	Cincinnati	0	0	0	0	0-0	0	2	0	—	—	—	—	—	—	—	—	—	—	—	—
CAREER		0	0	0	0	0-0	0	4	0	—	—	—	—	—	—	—	—	—	—	—	—

POSTSEASON

YEAR	TEAM	G-S	DEFENSE						INTERCEPTIONS					SCORING						
			ST	AT	TT	SKS-YDS	PD	FF	FR-YDS	NO	YDS	AVG	LG	TD	TD	TD-IntRt	TD-FRRt	S	PTS	
2011	Cincinnati	1-0	1	2	3	0-0	0	0	0-0	—	—	—	—	—	—	—	—	—	—	—
2012	Cincinnati	1-0	2	2	4	0-0	0	0	0-0	—	—	—	—	—	—	—	—	—	—	—
2013	Cincinnati	1-1	4	1	5	0-0	0	0	0-0	—	—	—	—	—	—	—	—	—	—	—
2014	Cincinnati	1-1	1	1	2	0-0	0	0	0-0	—	—	—	—	—	—	—	—	—	—	—
2015	Cincinnati	1-1	1	2	3	0.5-5.5	1	0	0-0	—	—	—	—	—	—	—	—	—	—	—
CAREER		5-3	9	8	17	0.5-5.5	1	0	0-0	—	—	—	—	—	—	—	—	—	—	—

2016 GAME-BY-GAME

DATE	OPPONENT	DEFENSE									INTERCEPTIONS				
		ST	AT	TT	SKS-YDS	INT-YDS	PD	FF	FR-YDS	NO	YDS	AVG	LG	TD	
9-11	at N.Y. Jets	4	1	5	0-0	0-0	2	0	0-0	—	—	—	—	—	
9-18	at Pittsburgh	3	2	5	0-0	0-0	0	0	0-0	—	—	—	—	—	
9-25	DENVER	1	2	3	1-6	0-0	1	0	0-0	—	—	—	—	—	
9-29	MIAMI	4	1	5	2-14	0-0	2	1	0-0	—	—	—	—	—	
10-9	at Dallas	3	1	4	1-5	0-0	0	1	0-0	—	—	—	—	—	
10-16	at New England	0	0	0	0-0	0-0	0	0	0-0	—	—	—	—	—	
10-23	CLEVELAND	1	2	3	1-6	0-0	1	0	0-0	—	—	—	—	—	
10-30	WASHINGTON	3	0	3	0-0	0-0	1	0	0-0	—	—	—	—	—	
11-6	— BYE —														
11-14	at N.Y. Giants	1	0	1	0-0	0-0	1	0	0-0	—	—	—	—	—	
11-20	BUFFALO	1	2	3	0.5-2	0-0	0	0	0-0	—	—	—	—	—	
11-27	at Baltimore	3	0	3	1-10	0-0	2	0	0-0	—	—	—	—	—	
12-4	PHILADELPHIA	0	4	4	0.5-1	0-0	4	0	0-0	—	—	—	—	—	
12-11	at Cleveland	1	0	1	0-0	0-0	0	0	0-0	—	—	—	—	—	
12-18	PITTSBURGH	3	4	7	0-0	0-0	1	0	0-0	—	—	—	—	—	
12-24	at Houston	1	0	1	0-0	0-0	0	1	0-0	—	—	—	—	—	
1-1	BALTIMORE	1	0	1	1-1	0-0	0	0	0-0	—	—	—	—	—	
TOTALS		30	19	49	8-45	0-0	15	3	0-0	—	—	—	—	—	



EIFERT, TYLER

TE #85

Height: 6-6
Weight: 255
College: Notre Dame
Experience: 5th-year player in 2017

2016 games-starts: 8-2
Career games-starts: 37-30
Born: 9-8-90
Hometown: Fort Wayne, Ind.
Acquired: D1'13

Pro Bowl selection from 2015 made midseason return in '16 from ankle and back injuries with immediate production, but a recurrence of the back injury sidelined him at the end of the season ... Inactive due to the injury for Game 15, and placed on Reserve/Injured list prior to Game 16 ... Had 102 and 96 receiving yards in first two full games (Games 8-9), and finished shortened season with five TDs ... Did not play early in season due to rehab from ankle injury suffered in 2015 season Pro Bowl, and return was further delayed by back injury suffered in practice ... Scored 13 TDs in 2015, a Bengals TE record and just one short of overall NFL lead, despite missing significant playing time in Games 12-15 due to injuries ... Excels particularly with ability to time jumps and win contested balls.

Career transactions: Selected by Cincinnati in first round of 2013 NFL Draft (21st overall) ... Signed with Bengals on 7-15-13 ... Bengals exercised the option to extend contract by one year through 2017 on 4-13-16.

Pro Bowl participation: Earned first Pro Bowl nod for 2015 season game at Honolulu, selected in the initial voting ... Had one catch for 11 yards, playing for victorious Team Irvin, but suffered ankle injury that required surgery and caused him to miss Games 1-6 of 2016.

2016 highlights: Played in Games 7-14 ... Missed preseason schedule, due to injury rehab (back), and inactive for Games 1-6, also due in part to back injury suffered after he returned to practice ... Inactive for Game 15 (back), and placed on Reserve/Injured list prior to Game 16 ... Logged 29 receptions for 394 yards, with five TDs ... Played 15 snaps in return to action Oct. 23 vs. Cleveland, with one reception for nine yards ... Caught nine-for-102 with a leaping grab for a 15-yard TD on Oct. 30 vs. Washington in London, and converted a pair of third downs ... On Nov. 14 at N.Y. Giants, led team in receiving yards (96), and his three catches included a career-long 71-yarder to set up a first-quarter TD, longest scrimmage gain of season for Bengals ... Caught five-for-68 on Nov. 27 at Baltimore, leading team in receiving yards, including three-yard TD catch ... Caught two-for-25 on Dec. 4 vs. Philadelphia, including diving grab in end zone for 13-yard TD ... TD catches of 14 and five yards on Dec. 11 at Cleveland.

Previous seasons: **2013**—In NFL debut Sept. 8 at Chicago, on his 23rd birthday, caught five-for-47 ... Caught three-for-45 Oct. 20 at Detroit, scoring first NFL TD on 32-yard pass when he beat tight coverage and made catch while falling to ground in end zone ... Caught three-for-33 on Dec. 15 at Pittsburgh, with one-yard TD catch on fourth-and-goal play in fourth quarter ... Caught one-for-six on Dec. 22 vs. Minnesota before leaving game in first half with stinger, an injury that rendered him inactive for Game 16 and available for only three snaps in Wild Card playoff vs. San Diego. **2014**—Started at TE on Sept. 7 at Baltimore and had three catches for 37 yards in first quarter before suffering a dislocated elbow ... Was placed Sept. 10 on Reserve/Injured list ...

Was designated for possible return but was not recalled, and then had surgery in mid-December as follow-up to preseason shoulder injury. **2015**—Played 13 games with 12 starts, and started in Wild Card playoff ... Inactive due to injuries for Games 12 and 14-15 ... His 13 TDs were most ever by a Bengals TE, surpassing previous mark of nine by Bob Trumpy (1969) and Rodney Holman (1989) ... Tied Bengals record for TDs in a game by a TE (three) on Nov. 5 vs. Cleveland ... Led all receivers on Sept. 13 at Oakland in catches (nine) and yards (104), and had TD receptions of 13 and eight yards ... On Oct. 11 vs. Seattle, logged eight catches for 90 yards and two TDs, and he also had a diving, fingertip 25-yard reception late in fourth quarter to put the Bengals in position for FG that sent game to overtime ... On Nov. 5 vs. Cleveland, had five catches for 53 yards and three TDs, tying Bob Trumpy's 1969 Bengals record for most TDs in a game by a TE ... Two TDs on Nov. 22 at Arizona, beating tight coverage for a three-yard score in the first quarter and adding a 10-yarder in the fourth ... Exited game on Dec. 13 vs. Pittsburgh in first quarter with concussion, after catching two-for-42 ... Closed regular season Jan. 3 vs. Baltimore with four catches for 51 yards, including 22-yard TD from AJ McCarron ... In Wild Card playoff vs. Pittsburgh, tied for team receptions lead (five), gaining 58 yards.

Ed Block winner: Eifert was the recipient of the Bengals' 2015 Ed Block Courage Award. Coordinated through NFL athletic trainers, the award honors players who "demonstrate commitment to the values of sportsmanship and courage." Each NFL team selects one player as its nominee. Eifert missed nearly all the 2014 season, due to an elbow injury suffered early in the first quarter of the season opener. But he came back to have a breakout season in 2015, earning an initial-vote selection to the Pro Bowl. "Tyler ultimately required surgery for his elbow, and he faced a long and challenging rehab process," said Paul Sparling, Bengals head athletic trainer. "But he dedicated himself to doing the work, and his efforts contributed significantly to the team's 12-4 record."

College: Played four seasons (2009-12) at Notre Dame ... Started every game as junior and senior ... His 140 catches were tops all-time for TEs at school known for great TE talent ... Had 1840 career receiving yards, with 11 TDs ... Winner of 2012 John Mackey Award, given annually to nation's top college TE, and voted first-team All-American by Pro Football Weekly ... Averaged career-best 13.7 yards per catch in '12, helping lead Irish to BCS national championship game ... Selected as team's 2012 Offensive MVP, catching 50-for-685 with four TDs ... Team captain.

Personal: Hometown is Fort Wayne, Ind. ... Attended Bishop Dwenger High School, where as double-duty senior, he helped lead team to 14-1 record, catching 41-for-682 with 10 TDs and adding 97 tackles with four INTs (one for TD) ... Finance major at Notre Dame ... Father, Greg, played basketball at Purdue, seeing action in 115 games under coach Gene Keady ... Enjoys hunting, golf and fishing ... Last name is pronounced "IE(rhymes with 'tie')-fert."

TYLER EIFERT'S STATISTICS

YEAR	TEAM	G-S	RECEIVING					RUSHING					SCORING					
			NO	YDS	AVG	LG	TD	ATT	YDS	AVG	LG	TD	TD	TD-R	TD-P	TD-Rt	2-PIC	PTS
2013	Cincinnati	15-15	39	445	11.4	61	2	—	—	—	—	—	2	0	2	0	0	12
2014	Cincinnati	1-1	3	37	12.3	20	0	—	—	—	—	—	0	0	0	0	0	0
2015	Cincinnati	13-12	52	615	11.8	31	13	—	—	—	—	—	13	0	13	0	0	78
2016	Cincinnati	8-2	29	394	13.6	71	5	—	—	—	—	—	5	0	5	0	0	30
CAREER		37-30	123	1491	12.1	71	20	—	—	—	—	—	20	0	20	0	0	120

RECEIVING SINGLE-GAME HIGHS: RECEPTIONS—9 (two times; most recently on 10-30-16 vs. Washington in London). YARDS—104 (9-13-15 at Oakland). LONG—71 (11-14-16 at N.Y. Giants). TOUCHDOWNS—3 (11-5-15 vs. Cleveland).

POSTSEASON

YEAR	TEAM	G-S	RECEIVING					RUSHING					SCORING					
			NO	YDS	AVG	LG	TD	ATT	YDS	AVG	LG	TD	TD	TD-R	TD-P	TD-Rt	2-PIC	PTS
2013	Cincinnati	1-0	0	0	—	—	0	—	—	—	—	—	—	—	—	—	—	—
2014	Cincinnati	0-0	DID NOT PLAY*					DID NOT PLAY*					DID NOT PLAY*					
2015	Cincinnati	1-1	5	58	11.6	18	0	—	—	—	—	—	—	—	—	—	—	—
CAREER		2-1	5	58	11.6	18	0	—	—	—	—	—	—	—	—	—	—	—

* NOTE: Eifert was on the Reserve/Injured list (designated for return) for one postseason game with Cincinnati in 2014.

CAREER GAME-BY-GAME

DATE	OPPONENT	RECEIVING					RUSHING				
		NO	YDS	AVG	LG	TD	ATT	YDS	AVG	LG	TD
2013 / CINCINNATI											
9-8	at Chicago	5	47	9.4	17	0	—	—	—	—	—
9-16	PITTSBURGH	3	66	22.0	61	0	—	—	—	—	—
9-22	GREEN BAY	1	7	7.0	7	0	—	—	—	—	—
9-29	at Cleveland	3	39	13.0	29	0	—	—	—	—	—
10-6	NEW ENGLAND	5	53	10.6	22	0	—	—	—	—	—
10-13	at Buffalo	2	13	6.5	10	0	—	—	—	—	—
10-20	at Detroit	3	45	15.0	32t	1	—	—	—	—	—
10-27	N.Y. JETS	2	23	11.5	16	0	—	—	—	—	—
10-31	at Miami	3	14	4.7	5	0	—	—	—	—	—
11-10	at Baltimore	3	55	18.3	40	0	—	—	—	—	—
11-17	CLEVELAND	1	15	15.0	15	0	—	—	—	—	—
11-24	— BYE —										
12-1	at San Diego	1	9	9.0	9	0	—	—	—	—	—
12-8	INDIANAPOLIS	3	20	6.7	11	0	—	—	—	—	—
12-15	at Pittsburgh	3	33	11.0	19	1	—	—	—	—	—
12-22	MINNESOTA	1	6	6.0	6	0	—	—	—	—	—
12-29	BALTIMORE			INACTIVE				INACTIVE			
Postseason											
1-5	SAN DIEGO	0	0	—	—	0	—	—	—	—	—
2014 / CINCINNATI											
9-7	at Baltimore	3	37	12.3	20	0	—	—	—	—	—
9-14	ATLANTA	RESERVE / INJURED (DESIGNATED FOR RETURN)					RESERVE / INJURED (DFR)				
9-21	TENNESSEE	RESERVE / INJURED (DESIGNATED FOR RETURN)					RESERVE / INJURED (DFR)				
9-28	— BYE —										
10-5	at New England	RESERVE / INJURED (DESIGNATED FOR RETURN)					RESERVE / INJURED (DFR)				
10-12	CAROLINA	RESERVE / INJURED (DESIGNATED FOR RETURN)					RESERVE / INJURED (DFR)				
10-19	at Indianapolis	RESERVE / INJURED (DESIGNATED FOR RETURN)					RESERVE / INJURED (DFR)				
10-26	BALTIMORE	RESERVE / INJURED (DESIGNATED FOR RETURN)					RESERVE / INJURED (DFR)				
11-2	JACKSONVILLE	RESERVE / INJURED (DESIGNATED FOR RETURN)					RESERVE / INJURED (DFR)				
11-6	CLEVELAND	RESERVE / INJURED (DESIGNATED FOR RETURN)					RESERVE / INJURED (DFR)				
11-16	at New Orleans	RESERVE / INJURED (DESIGNATED FOR RETURN)					RESERVE / INJURED (DFR)				
11-23	at Houston	RESERVE / INJURED (DESIGNATED FOR RETURN)					RESERVE / INJURED (DFR)				
11-30	at Tampa Bay	RESERVE / INJURED (DESIGNATED FOR RETURN)					RESERVE / INJURED (DFR)				
12-7	PITTSBURGH	RESERVE / INJURED (DESIGNATED FOR RETURN)					RESERVE / INJURED (DFR)				
12-14	at Cleveland	RESERVE / INJURED (DESIGNATED FOR RETURN)					RESERVE / INJURED (DFR)				
12-22	DENVER	RESERVE / INJURED (DESIGNATED FOR RETURN)					RESERVE / INJURED (DFR)				
12-28	at Pittsburgh	RESERVE / INJURED (DESIGNATED FOR RETURN)					RESERVE / INJURED (DFR)				
Postseason											
1-4	at Indianapolis	RESERVE / INJURED (DESIGNATED FOR RETURN)					RESERVE / INJURED (DFR)				
2015 / CINCINNATI											
9-13	at Oakland	9	104	11.6	31	2	—	—	—	—	—
9-20	SAN DIEGO	4	49	12.3	15	1	—	—	—	—	—
9-27	at Baltimore	0	0	—	—	0	—	—	—	—	—
10-4	KANSAS CITY	3	69	23.0	30	0	—	—	—	—	—
10-11	SEATTLE	8	90	11.3	25	2	—	—	—	—	—
10-18	at Buffalo	4	30	7.5	15	1	—	—	—	—	—
10-25	— BYE —										
11-1	at Pittsburgh	4	39	9.8	23	0	—	—	—	—	—
11-5	CLEVELAND	5	53	10.6	19t	3	—	—	—	—	—
11-16	HOUSTON	3	26	8.7	14	0	—	—	—	—	—
11-22	at Arizona	3	22	7.3	10t	2	—	—	—	—	—
11-29	ST. LOUIS	3	40	13.3	22t	1	—	—	—	—	—
12-6	at Cleveland			INACTIVE				INACTIVE			
12-13	PITTSBURGH	2	42	21.0	24	0	—	—	—	—	—
12-20	at San Francisco			INACTIVE				INACTIVE			
12-28	at Denver			INACTIVE				INACTIVE			
1-3	BALTIMORE	4	51	12.8	22t	1	—	—	—	—	—
Postseason											
1-9	PITTSBURGH	5	58	11.6	18	0	—	—	—	—	—
2016 / CINCINNATI											
9-11	at N.Y. Jets			INACTIVE				INACTIVE			
9-18	at Pittsburgh			INACTIVE				INACTIVE			
9-25	DENVER			INACTIVE				INACTIVE			
9-29	MIAMI			INACTIVE				INACTIVE			
10-9	at Dallas			INACTIVE				INACTIVE			
10-16	at New England			INACTIVE				INACTIVE			
10-23	CLEVELAND	1	9	9.0	9	0	—	—	—	—	—
10-30	WASHINGTON	9	102	11.3	22	1	—	—	—	—	—
11-6	— BYE —										
11-14	at N.Y. Giants	3	96	32.0	71	0	—	—	—	—	—
11-20	BUFFALO	3	37	12.3	21	0	—	—	—	—	—
11-27	at Baltimore	5	68	13.6	25	1	—	—	—	—	—
12-4	PHILADELPHIA	2	25	12.5	13t	1	—	—	—	—	—
12-11	at Cleveland	5	48	9.6	14t	2	—	—	—	—	—
12-18	PITTSBURGH	1	9	9.9	9	0	—	—	—	—	—
12-24	at Houston			INACTIVE				INACTIVE			
1-1	BALTIMORE			RESERVE / INJURED				RESERVE / INJURED			



ELLIOTT, JAKE

K #3

Height: 5-9
Weight: 170
College: Memphis
Experience: Rookie in 2017

2016 games-starts: 0-0
Career games-starts: 0-0
Born: 1-21-95
Hometown: Western Springs, Ill.
Acquired: D5a'17

The first of two Bengals fifth-round picks will compete for team's kicker job, after record-setting collegiate career ... Left Memphis as one of top kickers and most decorated players in school history ... Ranks in top-10 all-time in FBS scoring by a kicker (445 points) ... Holds numerous school records in same program that produced Patriots K Stephen Gostkowski ... Memphis career records include points, PATs made (202), PATs attempted (202), FGs made (81), FGs attempted (104), FG percentage (77.9) and longest FG (56 yards) ... Of his 330 kickoffs, 210 were touchbacks (63.6 percent).

Career transactions: Selected by Cincinnati in fifth round of 2017 NFL Draft (153rd overall) ... Signed with Bengals on 5-15-17.

Coach Darrin Simmons says: "He's not going to scare anyone with his size, that's for sure, but he has a very powerful leg. It showed up a couple times — it showed up on his college video, it showed up at the combine, and it really showed up at the workout I had with him down in Memphis. He was a four-year starter down there. He's got pretty good accuracy. He's got makes over 50 yards each year. The thing that really impressed me is his mental makeup. He's very steady. He had a lot of interest. I think he's very stable."

College highlights: First player in American Athletic Conference history to earn first-team all-league honors all four years .. Four-time Lou Groza Award semifinalist (top collegiate placekicker), including finalist recognition in 2015 ... Totaled school-best 445 career points, topping Stephen Gostkowski (369 points) and DeAngelo Williams (362) ... Became second player in school history to lead team in scoring all four years (joined K John Butler, 1986-89) ... In four years, went 81 for 104 on FGs and a perfect 202 for 202 on PATs ... Holds school record for longest FG (56 yards), and kicked four of the five longest FGs in program history (56, 54, 53, 53) ... Career kickoff yardage average was 63.7 yards. **2016**—Totaled 121 points, going 21 for 26 on FGs and 58 of 58 on PATs ... Led AAC in FGs made, FG percentage (80.8) and PAT percentage (100), while finishing second among kickers in scoring ... Recorded eight double-digit scoring games ... Hit 12 of 15 FGs from 40 yards or longer, including two of three from 50-plus ... Season-high 15 points (three FGs, six PATs) in win at SMU ... Kicked career-high 11 PATs in win vs. Bowling Green ... Recorded 64 touchbacks on 92 kickoffs (69.6 percent), and helped Memphis to rank second in nation in kick-return defense (16.04 yards/return) ... Touchback total led AAC and ranked third in nation. **2015**—Lou Groza Award finalist ... Scored career-best 132 points, going 23 for 28 on FGs and 63 for 63 on PATs ... His 23 made FGs tied the school record ... Led AAC kickers in scoring, PATs, FGs, and PAT percentage (100) ... Of his 99 kickoffs, 74 were touchbacks (74.7 percent) ... Averaged 64.3 yards on kickoffs, helping Memphis to second-best kick-return

defense (15.5 yards/return) ... Helped team set record for most points in a season (522) ... Recorded seven double-digit scoring games ... Season-high nine PATs each in games vs. Missouri State, Tulsa and SMU ... Season-high four FGs at Temple ... Scored season-best 14 points (five FGs, three PATs) in win at Bowling Green, including 52 yarder ... Hit season-long 53-yard FG vs. Auburn in Birmingham Bowl. **2014**—Scored 120 points, going 21 for 32 on FGs and 57 for 57 on PATs ... Led AAC in points per game (9.2) ... Of his 87 kickoffs, 51 were touchbacks (58.6 percent) ... Career-high 16 points (four FGs, four PATs) vs. Tulsa, including FGs from 51 and 53 yards ... Hit 31-yard FG as time expired in three-point win at Temple ... In Miami Beach Bowl win vs. BYU, extended game to second OT by converting 54-yard FG at end of first OT ... The 54-yarder was the longest in an OT period in FBS history, the fourth-longest in bowl game history and the longest in a bowl game since 2004. **2013**—Totaled 72 points, going 16 for 18 on FGs and 24 for 24 on PATs ... Only FBS kicker to attempt three or more FGs of more than 50 yards and convert every attempt (50, 52, 56) ... Went seven for eight on FGs longer than 40 yards ... School-record 56-yard FG (hit crossbar and bounced through) in win at South Florida topped Gostkowski's mark of 53 set in 2005 ... Of his 50 kickoffs, 21 were for touchbacks (42.0 percent) ... Seven tackles (all solo) on kickoff returns ... Began career by making first 11 FGs ... Five for five on FGs at Houston, including first 50-yarder ... Converted a 52-yard FG vs. SMU.

Kickoff power: The Bengals' offseason mission to solidify the kicker position took special teams coordinator Darrin Simmons all over the country during the pre-draft process. So, after evaluating the draft's top talent, what helped separate Elliott from the pack? "The thing that really showed up was the kickoffs," Simmons said. "The kickoffs really pushed him out above other guys. The kickoffs were fantastic. He can drive the ball up in the air for hang time, or he can drive it down the field for touchbacks. He can do a lot of different things." Of Elliott's 330 kickoffs at Memphis, 210 were touchbacks (63.6 percent).

High school: Attended Lyons Township High School in La Grange, Ill. (outside Chicago) ... Connected on 15 of 21 FGs as a senior, as well as 43 of 44 PATs, en route to being named All-Illinois First Team (Chicago Tribune) ... As a junior, went 12 for 13 on FGs and 28 for 28 on PATs.

Personal: Hometown is Western Springs, Ill. ... Marketing management major at Memphis ... Named the 2016 American Athletic Conference Football Scholar-Athlete of the Year and received a \$2000 scholarship for graduate or professional studies ... Three-time AAC All-Academic Team member ... Seven-time Dean's List student at Memphis ... Recipient of Memphis' Zach Curlin Award as the school's top male student-athlete for 2016-17.



ERICKSON, ALEX

WR #12

Height: 6-0
Weight: 195
College: Wisconsin
Experience: 2nd-year player in 2017

2016 games-starts: 16-0
Career games-starts: 16-0
Born: 11-6-92
Hometown: Darlington, Wis.
Acquired: CFA'16

The only 2016 college free agent to make Bengals season-opening roster, Erickson broke out in the latter part of the campaign and led the AFC in kickoff return average (27.9), posting second-highest number in Bengals history ... In preseason, excelled as a kick returner and had two TD catches ... Joined Wisconsin's prominent football program as a walk-on and wound up leading the team in receptions in each of his last two seasons.

Career transactions: Signed with Cincinnati as a college free agent on 5-6-16.

Three-times-65: Erickson's 27.9 kickoff return average in 2016 included three returns of 65 or more yards, a season-first in Bengals annals. Erickson had a 65-yarder on Oct. 30 vs. Washington, an 84-yarder on Nov. 14 at the N.Y. Giants and a 72-yarder on Dec. 18 vs. Pittsburgh. When Adam Jones set the Bengals KOR average record (31.3) in 2014, he had returns of 97 and 80, but no others more than 43. When Tremain Mack averaged 27.1 yards in 1999, now No. 3 in Bengals history, he had returns of 99 and 72 but no others longer than 55.

2016 general: Played in Games 1-16 ... His 27.9 kickoff return average trailed only Minnesota's Cordarrelle Patterson (31.7) in the NFL, and he was more than five yards better than the second-place AFC qualifier, former Bengal Brandon Tate of Buffalo at 22.8 ... In addition to his kickoff returns, had 28 punt returns for 7.0 average, plus six receptions for 71 yards.

2016 game-by-game: Caught first career pass Sept. 18 at Pittsburgh, a 20-yarder that converted a third down to keep a Bengals FG drive alive ... On Oct. 30 vs. Washington in London, his 65-yard kickoff return to

Redskins 36 set up a first-quarter TD ... Set up a TD with an 84-yard KOR to open second half Nov. 14 at N.Y. Giants longest Bengals KOR since 2009 ... Returned four kickoffs for 25.5 yard average Nov. 27 at Baltimore, and helped set up a TD with seven-yard reception to Ravens three in third quarter ... Had 16-yard catch Dec. 4 vs. Philadelphia ... On Dec. 11 at Cleveland, had 16-yard catch, three punt returns for 15.7 average and three kickoff returns for 17.7 average ... On Dec. 18 vs. Pittsburgh, had 72-yard KOR and finished with 33.2 average on five returns ... Led NFL in preseason with 30.8-yard punt return average (six attempts), including 80-yarder for TD in debut vs. Minnesota.

College: Played three seasons (2013-15) at Wisconsin, with a redshirt year in 2012 ... Saw action in 40 games (28 starts) ... Redshirted in 2012 after joining the program late as a walk-on ... Played on teams that went an aggregate 30-10 ... In 2015, helped lead team to 10-3 season with Holiday Bowl win over USC, logging team-high 77 catches (second-most in school history) for 978 yards ... Also had 111 rushing yards in '15, on just seven attempts ... In 2014, had 55 catches for 772 yards and three TDs, helping team to 11-3 season that closed with Outback Bowl win over Auburn.

Personal: Hometown is Darlington, Wis. ... Attended Darlington High School, where as a QB he rushed for 3856 yards and 57 TDs while passing for 3648 and 37 TDs ... Also played DB in high school, logging 14 INTs and 170 tackles, and was named Small School Player of the Year as a senior by Wisconsin State Journal ... Three-time all-state selection in basketball and also earned four prep letters in track and field ... Graduated in December 2015 from Wisconsin with degree in agricultural business management ... Married (wife Kelsi) .. Hobbies include golf.

ALEX ERICKSON'S STATISTICS

YEAR	TEAM	G-S	RECEIVING					RUSHING					SCORING					
			NO	YDS	AVG	LG	TD	ATT	YDS	AVG	LG	TD	TD	TD-R	TD-P	TD-Rt	2-PIC	PTS
2016	Cincinnati	16-0	6	71	11.8	20	0	—	—	—	—	—	—	—	—	—	—	—
CAREER		16-0	6	71	11.8	20	0	—	—	—	—	—	—	—	—	—	—	—

YEAR	TEAM	SPECIAL TEAMS							KICKOFF RETURNS					PUNT RETURNS							
		ST	AT	TT	FF	FR-YDS	BP	BFG	BXP	NO	YDS	AVG	FC	LG	TD	NO	YDS	AVG	FC	LG	TD
2016	Cincinnati	—	—	—	—	—	—	—	—	29	810	27.9	0	84	0	28	195	7.0	19	24	0
CAREER		—	—	—	—	—	—	—	—	29	810	27.9	0	84	0	28	195	7.0	19	24	0

RECEIVING SINGLE-GAME HIGHS: RECEPTIONS—1 (six times; most recently on 12-24-16 at Houston). YARDS—20 (9-18-16 at Pittsburgh). LONG—20 (9-18-16 at Pittsburgh). TOUCHDOWNS—(none).


KICKOFF RETURN SINGLE-GAME HIGHS: RETURNS—5 (12-18-16 vs. Pittsburgh). YARDS—166 (12-18-16 vs. Pittsburgh). LONG—84 (11-14-16 at N.Y. Giants). TOUCHDOWNS—(none).

PUNT RETURN SINGLE-GAME HIGHS: RETURNS—6 (12-24-16 at Houston). YARDS—47 (12-11-16 at Cleveland). LONG—24 (12-11-16 at Cleveland). TOUCHDOWNS—(none).

2016 GAME-BY-GAME

DATE	OPPONENT	RECEIVING					RUSHING				
		NO	YDS	AVG	LG	TD	ATT	YDS	AVG	LG	TD
9-11	at N.Y. Jets	0	0	—	—	0	—	—	—	—	—
9-18	at Pittsburgh	1	20	20.0	20	0	—	—	—	—	—
9-25	DENVER	0	0	—	—	0	—	—	—	—	—
9-29	MIAMI	0	0	—	—	0	—	—	—	—	—
10-9	at Dallas	0	0	—	—	0	—	—	—	—	—
10-16	at New England	0	0	—	—	0	—	—	—	—	—
10-23	CLEVELAND	0	0	—	—	0	—	—	—	—	—
10-30	WASHINGTON	0	0	—	—	0	—	—	—	—	—
11-6	— BYE —	—	—	—	—	—	—	—	—	—	—
11-14	at N.Y. Giants	0	0	—	—	0	—	—	—	—	—
11-20	BUFFALO	1	7	7.0	7	0	—	—	—	—	—
11-27	at Baltimore	1	7	7.0	7	0	—	—	—	—	—
12-4	PHILADELPHIA	1	16	16.0	16	0	—	—	—	—	—
12-11	at Cleveland	1	16	16.0	16	0	—	—	—	—	—
12-18	PITTSBURGH	0	0	—	—	0	—	—	—	—	—
12-24	at Houston	1	5	5.0	5	0	—	—	—	—	—
1-1	BALTIMORE	0	0	—	—	0	—	—	—	—	—
TOTALS		6	71	11.8	20	0	—	—	—	—	—

DATE	OPPONENT	SPECIAL TEAMS								KICKOFF RETURNS						PUNT RETURNS					
		ST	AT	TT	FF	FR-YDS	BP	BFG	BXP	NO	YDS	AVG	FC	LG	TD	NO	YDS	AVG	FC	LG	TD
9-11	at N.Y. Jets	—	—	—	—	—	—	—	—	1	15	15.0	0	15	0	1	15	15.0	1	15	0
9-18	at Pittsburgh	—	—	—	—	—	—	—	—	0	0	—	0	—	0	1	0	0.0	3	0	0
9-25	DENVER	—	—	—	—	—	—	—	—	0	0	—	0	—	0	1	4	4.0	0	4	0
9-29	MIAMI	—	—	—	—	—	—	—	—	0	0	—	0	—	0	3	23	7.7	2	12	0
10-9	at Dallas	—	—	—	—	—	—	—	—	2	46	23.0	0	24	0	0	0	—	1	—	0
10-16	at New England	—	—	—	—	—	—	—	—	2	42	21.0	0	26	0	2	12	6.0	1	11	0
10-23	CLEVELAND	—	—	—	—	—	—	—	—	0	0	—	0	—	0	2	3	1.5	3	3	0
10-30	WASHINGTON	—	—	—	—	—	—	—	—	1	65	65.0	0	65	0	1	7	7.0	0	7	0
11-6	— BYE —	—	—	—	—	—	—	—	—	—	—	—	—	—	—	—	—	—	—	—	—
11-14	at N.Y. Giants	—	—	—	—	—	—	—	—	4	145	36.3	0	84	0	3	35	11.7	2	18	0
11-20	BUFFALO	—	—	—	—	—	—	—	—	1	36	36.0	0	36	0	1	13	13.0	1	13	0
11-27	at Baltimore	—	—	—	—	—	—	—	—	4	102	25.5	0	30	0	1	11	11.0	1	11	0
12-4	PHILADELPHIA	—	—	—	—	—	—	—	—	1	19	19.0	0	19	0	2	9	4.5	0	8	0
12-11	at Cleveland	—	—	—	—	—	—	—	—	3	53	17.7	0	21	0	3	47	15.7	2	24	0
12-18	PITTSBURGH	—	—	—	—	—	—	—	—	5	166	33.2	0	72	0	0	0	—	0	—	0
12-24	at Houston	—	—	—	—	—	—	—	—	4	107	26.8	0	35	0	6	16	2.7	1	7	0
1-1	BALTIMORE	—	—	—	—	—	—	—	—	1	14	14.0	0	14	0	1	0	0.0	1	0	0
TOTALS		—	—	—	—	—	—	—	—	29	810	27.9	0	84	0	28	195	7.0	19	24	0



EVANS, JORDAN

LB #50

Height: 6-3
Weight: 240
College: Oklahoma
Experience: Rookie in 2017

2016 games-starts: 0-0
Career games-starts: 0-0
Born: 1-27-95
Hometown: Norman, Okla.
Acquired: D6a'17

The first of two Bengals sixth-round selections adds speed, coverage skills and playmaking ability to LB corps ... Played in 45 games, with 36 starts, in four productive years at Oklahoma ... Totaled 286 career tackles, including 22 for losses, with 3.5 sacks, five INTs, four FFs and three FRs ... Tied for second in school history among LBs with 16 career pass breakups ... Team captain and noted leader of Sooners' defense as a senior ... Ran 4.51 40-yard dash and had a 38.5-inch vertical leap at Oklahoma's pro day.


Career transactions: Selected by Cincinnati in sixth round of 2017 NFL Draft (193rd overall) ... Signed with Bengals on 5-15-17.

College highlights: Career totals of 286 tackles, including 22 for losses, with 3.5 sacks, five INTs, four FFs and three FRs. **2016**—One of four team captains ... Started all 13 games ... First-team all-Big 12 (coaches and AP) ... Totaled 98 tackles, including 10 for losses, with 2.5 sacks, one FF, one FR and eight pass breakups ... Also had team-leading four INTs, including two returned for TDs ... Forced a fumble and returned an INT 80 yards for a TD in win at West Virginia ... Team-high nine tackles in win vs. Baylor, and became first Sooner ever to record two sacks and two INTs in a game ... Recorded 10 tackles and a 33-yard INT return for a TD in win vs. Kansas. **2015**—Played in 11 games, with 10 starts at inside linebacker ... Missed two games due to calf injury ... Named by coaches to All-Big 12 Second Team ... Totaled 83 tackles, including five for losses, with a sack, FF, FR and four pass breakups ... Led team with nine

tackles, including one for a loss, and forced a fumble in win at Baylor ... Recorded 11 tackles vs. Texas ... In win vs. West Virginia, returned a fumble 41 yards for a TD, tallied two tackles for losses, with one sack, and added nine tackles. **2014**—Started all 13 games at inside linebacker ... Totaled 93 tackles, including nine for losses, with an INT, FR, two forced fumbles and three pass breakups ... Recorded team-high nine tackles, including one for a loss, vs. Oklahoma State ... Recovered a fumble, broke up two passes and made four tackles in win at Iowa State ... Had career-high 14 tackles in win vs. Texas ... Notched 10 tackles and first career INT in at Texas Christian ... Made first career start in win vs. Louisiana Tech and recorded two tackles and a forced fumble. **2013**—Played in eight games and totaled 12 tackles and one pass breakup.

High school: Attended Norman North High School in Norman, Okla. ... Totaled 94 tackles, nine sacks, two FFs and a FR as a senior ... As a junior, had 87 tackles, two sacks, three INTs and a FF ... Excelled as a return specialist, with four career kickoff-return TDs and two punt-return TDs.

Personal: Hometown is Norman, Okla. ... Majored in Arts and Sciences Planned Program at Oklahoma ... Named First-Team Academic All-Big 12 in 2014 and received second-team honors in '15 ... Father, Scott, was three-time all-conference defensive tackle at Oklahoma (1988-90) ... Scott Evans also grew up in Cincinnati before moving to Oklahoma in middle school.



FEJEDELEM, CLAYTON

S #42

Height: 6-0
Weight: 205
College: Illinois
Experience: 2nd-year player in 2017

2016 games-starts: 16-0
Career games-starts: 16-0
Born: 6-2-93
Hometown: Lemont, Ill.
Acquired: D7'16

A second-year player, Fejedelem was a 2016 seventh-round Bengals draft pick who made an impressive rise from NAIA player to major-college walk-on to productive NFL rookie ... Led 2016 Bengals in special teams snaps (318 of possible 442) ... Former star for NAIA St. Xavier University did not start at Illinois until late in junior 2014 season, but came on in 2015 to be named Illini Defensive Player of the Year; was considered among nation's best run-defending DBs.

Career transactions: Selected by Cincinnati in seventh round of 2016 NFL Draft (245th overall) ... Signed with Bengals on 5-9-16.

2016 highlights: Played in Games 1-16, mostly on special teams, but also saw action with defense in the last six games ... Had seven special teams tackles and three on defense ... Two special teams tackles Oct. 16 at New England (tied for team lead) ... Three tackles on defense Nov. 27 at Baltimore ... Played in all four preseason games, logging nine tackles and leading team in special teams tackles (four).

College: Played two seasons (2014-15) for Illinois ... Began college career over 2011-12 at NAIA St. Xavier University in Chicago, and redshirted at Illinois in '13 as a walk-on ... Started all 12 games for Illinois at free safety in '15, and his 11.7 tackles per game (140 total) led Big Ten and ranked second in the nation among FBS players ... Most tackles by an Illinois player since 2006, and he had two INTs ... Second-team all-conference selection in '15 by Big Ten media ... Voted a '15 team captain ... In his two seasons at St. Xavier University, helped lead team to national title as freshman and to 11-2 mark as sophomore.

Personal: Hometown is Lemont, Ill., just south of Chicago ... Earned bachelor's degree in communication from Illinois in May 2015 and has enrolled in a second degree program for agricultural leadership education ... Attended Lemont (Ill.) High School, where he was a two-time all-conference selection and an all-state player as a senior ... Also lettered in wrestling and lacrosse ... Hobbies include hunting and fishing ... Last name is pronounced 'FEDGE-uh-lemm' (the "d" is silent).

CLAYTON FEJEDELEM'S STATISTICS


YEAR	TEAM	G-S	DEFENSE							INTERCEPTIONS					SCORING				
			ST	AT	TT	SKS-YDS	PD	FF	FR-YDS	NO	YDS	AVG	LG	TD	TD	TD-IntRt	TD-FRRt	S	PTS
2016	Cincinnati	16-0	3	0	3	0-0	0	0	0-0	—	—	—	—	—	—	—	—	—	—
CAREER		16-0	3	0	3	0-0	0	0	0-0	—	—	—	—	—	—	—	—	—	—

YEAR	TEAM	SPECIAL TEAMS							KICKOFF RETURNS					PUNT RETURNS							
		ST	AT	TT	FF	FR-YDS	BP	BFG	BXP	NO	YDS	AVG	FC	LG	TD	NO	YDS	AVG	FC	LG	TD
2016	Cincinnati	4	3	7	0	0-0	0	0	0	—	—	—	—	—	—	—	—	—	—	—	—
CAREER		4	3	7	0	0-0	0	0	0	—	—	—	—	—	—	—	—	—	—	—	—

2016 GAME-BY-GAME

DATE	OPPONENT	DEFENSE									INTERCEPTIONS				
		ST	AT	TT	SKS-YDS	INT-YDS	PD	FF	FR-YDS	NO	YDS	AVG	LG	TD	
9-11	at N.Y. Jets	0	0	0	0-0	0-0	0	0	0-0	—	—	—	—	—	
9-18	at Pittsburgh	0	0	0	0-0	0-0	0	0	0-0	—	—	—	—	—	
9-25	DENVER	0	0	0	0-0	0-0	0	0	0-0	—	—	—	—	—	
9-29	MIAMI	0	0	0	0-0	0-0	0	0	0-0	—	—	—	—	—	
10-9	at Dallas	0	0	0	0-0	0-0	0	0	0-0	—	—	—	—	—	
10-16	at New England	0	0	0	0-0	0-0	0	0	0-0	—	—	—	—	—	
10-23	CLEVELAND	0	0	0	0-0	0-0	0	0	0-0	—	—	—	—	—	
10-30	WASHINGTON	0	0	0	0-0	0-0	0	0	0-0	—	—	—	—	—	
11-6	— BYE —														
11-14	at N.Y. Giants	0	0	0	0-0	0-0	0	0	0-0	—	—	—	—	—	
11-20	BUFFALO	0	0	0	0-0	0-0	0	0	0-0	—	—	—	—	—	
11-27	at Baltimore	3	0	3	0-0	0-0	0	0	0-0	—	—	—	—	—	
12-4	PHILADELPHIA	0	0	0	0-0	0-0	0	0	0-0	—	—	—	—	—	
12-11	at Cleveland	0	0	0	0-0	0-0	0	0	0-0	—	—	—	—	—	
12-18	PITTSBURGH	0	0	0	0-0	0-0	0	0	0-0	—	—	—	—	—	
12-24	at Houston	0	0	0	0-0	0-0	0	0	0-0	—	—	—	—	—	
1-1	BALTIMORE	0	0	0	0-0	0-0	0	0	0-0	—	—	—	—	—	
TOTALS		3	0	3	0-0	0-0	0	0	0-0	—	—	—	—	—	

DATE	OPPONENT	SPECIAL TEAMS							KICKOFF RETURNS					PUNT RETURNS						
		ST	AT	TT	FF	FR-YDS	BP	BFG	BXP	NO	YDS	AVG	FC	LG	TD	NO	YDS	AVG	FC	LG
9-11	at N.Y. Jets	0	0	0	0	0-0	0	0	0	—	—	—	—	—	—	—	—	—	—	—
9-18	at Pittsburgh	0	0	0	0	0-0	0	0	0	—	—	—	—	—	—	—	—	—	—	—
9-25	DENVER	1	0	1	0	0-0	0	0	0	—	—	—	—	—	—	—	—	—	—	—
9-29	MIAMI	0	0	0	0	0-0	0	0	0	—	—	—	—	—	—	—	—	—	—	—
10-9	at Dallas	0	0	0	0	0-0	0	0	0	—	—	—	—	—	—	—	—	—	—	—
10-16	at New England	1	1	2	0	0-0	0	0	0	—	—	—	—	—	—	—	—	—	—	—
10-23	CLEVELAND	0	0	0	0	0-0	0	0	0	—	—	—	—	—	—	—	—	—	—	—
10-30	WASHINGTON	1	0	1	0	0-0	0	0	0	—	—	—	—	—	—	—	—	—	—	—
11-6	— BYE —																			
11-14	at N.Y. Giants	0	1	1	0	0-0	0	0	0	—	—	—	—	—	—	—	—	—	—	—
11-20	BUFFALO	0	1	1	0	0-0	0	0	0	—	—	—	—	—	—	—	—	—	—	—
11-27	at Baltimore	0	0	0	0	0-0	0	0	0	—	—	—	—	—	—	—	—	—	—	—
12-4	PHILADELPHIA	0	0	0	0	0-0	0	0	0	—	—	—	—	—	—	—	—	—	—	—
12-11	at Cleveland	1	0	1	0	0-0	0	0	0	—	—	—	—	—	—	—	—	—	—	—
12-18	PITTSBURGH	0	0	0	0	0-0	0	0	0	—	—	—	—	—	—	—	—	—	—	—
12-24	at Houston	0	0	0	0	0-0	0	0	0	—	—	—	—	—	—	—	—	—	—	—
1-1	BALTIMORE	0	0	0	0	0-0	0	0	0	—	—	—	—	—	—	—	—	—	—	—
TOTALS		4	3	7	0	0-0	0	0	0	—	—	—	—	—	—	—	—	—	—	—



FISHER, JAKE

OT #74

Height: 6-6
Weight: 310
College: Oregon
Experience: 3rd-year player in 2017

2016 games-starts: 15-3
Career games-starts: 29-4
Born: 4-23-93
Hometown: Traverse City, Mich.
Acquired: D2'15

Agile and athletic for 306-pounder, the 2015 second-round draft pick contributes in multiple ways ... Made first NFL starts at ROT in base offense in last three games of '16; expected to be considered as possible starter at that spot heading into '17 season ... In addition to OT, has served as "big tight end" in extra-blocker formations, and late in '15 season switched to H-back, replacing injured Ryan Hewitt ... Had 31-yard catch in '15 vs. San Diego in the extra-TE spot, longest in history by a Bengals OL and longest by an NFL OL since 1988.

Career transactions: Selected by Cincinnati in second round of 2015 NFL Draft (53rd overall) ... Signed with Bengals on 5-20-15.

2016 highlights: Played in Games 1-4 and 6-16 ... Active/DNP for Game 5, after missing practice time with back strain ... Had a 12-yard reception in "big tight end" role Dec. 4 vs. Philadelphia, but fumbled (Eagles recovered) ... Played 23 offensive snaps Dec. 11 at Cleveland, spelling starters at both LOT and ROT ... Started at ROT on Dec. 18 vs. Pittsburgh and played 44 of the 58 snaps ... Played every offensive snap on Dec. 24 at Houston and missed just one snap Jan. 1 vs. Baltimore.

Previous season: 2015—Played in 14 games (Games 1-12 and 15-16), with a start Nov. 16 vs. Houston as second TE ... Inactive for Games 13-14 due to concussion suffered during practice week prior to Game 13 ... His official position designation was switched from OT to H-back for Game 16 and the Wild Card playoff, as coaches chose him to replace injured H-back Ryan Hewitt ... On Sept. 20 vs. San Diego, as eligible receiver, logged a 31-yard reception to Chargers 16 in third quarter, setting up a FG ... His 31-yarder vs. Chargers was longest receiving gain by an NFL offensive lineman since Nov. 13, 1988, when Indianapolis G Brian Baldinger went 37 yards vs. Green Bay ... In his H-back debut, Jan. 3 win over Baltimore, was credited with a key block on HB Jeremy Hill's 38-yard TD run.

College: Played four seasons (2011-14) at Oregon, seeing action in 51 of a possible 54 games, with 35 starts ... Helped lead Ducks to a 48-7 record

during his career, with all four teams averaging 230 or more rushing yards per game ... Helped lead Ducks to nation's No. 3 offensive ranking (547.0 yards per game) and a No. 4 mark in scoring (45.4) as a senior ... Helped offense top 300 rushing yards in Pac-12 Championship win over Arizona and in Rose Bowl (national semifinal) win over Florida State ... In Fisher's two missed games in 2014, Oregon gave up 12 of its season total of 31 sacks allowed ... Started as a junior at ROT for 11-2 team that finished with Alamo Bowl win over Texas, and was an 11-game starter as a sophomore for 12-1 team that closed with Fiesta Bowl win over Kansas State.

Personal: Hometown is Traverse City, Mich. ... Attended Traverse City West High School, where he was two-way player at TE and DL, earning all-state honors on defense as senior ... Majored in General Social Science at Oregon ... Hobbies include golf and fishing.

JAKE FISHER'S STATISTICS

GAMES-STARTS

YEAR	TEAM	GAMES	STARTS
2015	Cincinnati.....	14	1
2016	Cincinnati.....	15	3
CAREER		29	4

RECEIVING

YEAR	TEAM	NO	YDS	AVG	LG	TD
2015	Cincinnati.....	1	31	31.0	31	0
2016	Cincinnati.....	1	12	12.0	12	0
CAREER		2	43	21.5	31	0

POSTSEASON

GAMES-STARTS

YEAR	TEAM	GAMES	STARTS
2015	Cincinnati.....	1	0
CAREER		1	0



FLOWERS, MARQUIS

LB #53

Height: 6-3
Weight: 250
College: Arizona
Experience: 4th-year player in 2017

2016 games-starts: 16-0
Career games-starts: 32-0
Born: 2-16-92
Hometown: Phoenix, Ariz.
Acquired: D6'14

Athletic performer who began his college career as a 230-pound safety, Flowers played in every 2016 Bengals game, after sitting out 2015 due to shoulder injury ... Played in every game as a rookie in 2014 ... Second on '16 team in special teams snaps (306 of 442).

Career transactions: Selected by Cincinnati in sixth round of 2014 NFL Draft (212th overall) ... Signed with Bengals on 5-21-14 ... Waived (injured) by Bengals on 9-5-15 ... Reverted to Bengals (Reserve/Injured list) after clearing waivers on 9-6-15.

2016 highlights: Played in Games 1-16, primarily on special teams, with eight special teams tackles (third on team) ... Tied for special teams tackles lead (two) on Oct. 9 at Dallas ... Appeared in all four preseason games, finishing second on team in tackles on defense (15).

Previous seasons: 2014—Played Games 1-16, and in Wild Card playoff ... In regular season, had five tackles on defense, three on special teams, a pass defended and a QB hit ... Had five additional tackles on defense in Wild Card playoff at Indianapolis, seeing increased action following injury to LB Rey Maulaluga ... Saw extensive action on defense on Oct. 19 at Indianapolis, following injury to WLB Vontaze Burfict, and recorded four tackles ... Made first

career start on Dec. 22 vs. Denver, replacing injured Emmanuel Lamur at SLB, and recorded one tackle on defense and one on special teams. 2015—Appeared in all four preseason games, recording 10 tackles, but suffered shoulder injury in preseason finale and was placed on Reserve/Injured list prior to season opener.

College: Played four seasons (2010-13) at Arizona, seeing action in 50 games ... Had 35 starts, including every game as a junior and senior ... His busy career stat line includes 272 tackles, 27 tackles for losses, 7.5 sacks, five INTs, five forced fumbles, two fumble recoveries and eight passes defended ... Finished second on team in tackles (93) in 2013 as Arizona went 8-5, with Independence Bowl win over Boston College ... In 2012, helped lead Wildcats to 8-5 record, including New Mexico Bowl win over Nevada.

Personal: Hometown is Phoenix, Ariz. ... Attended Millennium High School, where he earned Class 5A All-State honors as a two-way senior ... Rushed for 1247 yards and 16 TDs as a senior, while logging 46 tackles and two INTs on defense ... Selected for U.S. Army All-America game following his senior campaign ... Majored at Arizona in social behavior and human understanding ... Has a son (Braylen) and a daughter (Aliannah) ... Hobbies include grilling ... First name is pronounced "mar-KEECE(rhymes with 'peace')."

MARQUIS FLOWERS' STATISTICS

YEAR	TEAM	G-S	DEFENSE							INTERCEPTIONS					SCORING				
			ST	AT	TT	SKS-YDS	PD	FF	FR-YDS	NO	YDS	AVG	LG	TD	TD	TD-IntRt	TD-FRRt	S	PTS
2014	Cincinnati	16-0	3	2	5	0-0	1	0	0-0	—	—	—	—	—	—	—	—	—	—
2015	Cincinnati	0-0	DID NOT PLAY*							DID NOT PLAY*					DID NOT PLAY*				
2016	Cincinnati	16-0	0	0	0	0-0	0	0	0-0	—	—	—	—	—	—	—	—	—	—
CAREER		32-0	3	2	5	0-0	1	0	0-0	—	—	—	—	—	—	—	—	—	—

YEAR	TEAM	ST	AT	TT	FF	SPECIAL TEAMS			KICKOFF RETURNS					PUNT RETURNS					
						FR-YDS	BP	BFG	BXP	NO	YDS	AVG	FC	LG	TD	NO	YDS	AVG	FC
2014	Cincinnati	1	2	3	0	0-0	0	0	0	—	—	—	—	—	—	—	—	—	—
2016	Cincinnati	8	0	8	0	0-0	0	0	0	—	—	—	—	—	—	—	—	—	—
CAREER		9	2	11	0	0-0	0	0	0	—	—	—	—	—	—	—	—	—	—

POSTSEASON

YEAR	TEAM	G-S	DEFENSE							INTERCEPTIONS					SCORING				
			ST	AT	TT	SKS-YDS	PD	FF	FR-YDS	NO	YDS	AVG	LG	TD	TD	TD-IntRt	TD-FRRt	S	PTS
2014	Cincinnati	1-0	3	2	5	0-0	0	0	0-0	—	—	—	—	—	—	—	—	—	—
CAREER		1-0	3	2	5	0-0	0	0	0-0	—	—	—	—	—	—	—	—	—	—

* NOTE: Flowers was on the Reserve/Injured list for 16 regular-season games and one postseason game with Cincinnati in 2015.

2016 GAME-BY-GAME

DATE	OPPONENT	ST	AT	TT	DEFENSE					INTERCEPTIONS				
					SKS-YDS	INT-YDS	PD	FF	FR-YDS	NO	YDS	AVG	LG	TD
9-11	at N.Y. Jets	0	0	0	0-0	0-0	0	0	0-0	—	—	—	—	—
9-18	at Pittsburgh	0	0	0	0-0	0-0	0	0	0-0	—	—	—	—	—
9-25	DENVER	0	0	0	0-0	0-0	0	0	0-0	—	—	—	—	—
9-29	MIAMI	0	0	0	0-0	0-0	0	0	0-0	—	—	—	—	—
10-9	at Dallas	0	0	0	0-0	0-0	0	0	0-0	—	—	—	—	—
10-16	at New England	0	0	0	0-0	0-0	0	0	0-0	—	—	—	—	—
10-23	CLEVELAND	0	0	0	0-0	0-0	0	0	0-0	—	—	—	—	—
10-30	WASHINGTON	0	0	0	0-0	0-0	0	0	0-0	—	—	—	—	—
11-6	— BYE —													
11-14	at N.Y. Giants	0	0	0	0-0	0-0	0	0	0-0	—	—	—	—	—
11-20	BUFFALO	0	0	0	0-0	0-0	0	0	0-0	—	—	—	—	—
11-27	at Baltimore	0	0	0	0-0	0-0	0	0	0-0	—	—	—	—	—
12-4	PHILADELPHIA	0	0	0	0-0	0-0	0	0	0-0	—	—	—	—	—
12-11	at Cleveland	0	0	0	0-0	0-0	0	0	0-0	—	—	—	—	—
12-18	PITTSBURGH	0	0	0	0-0	0-0	0	0	0-0	—	—	—	—	—
12-24	at Houston	0	0	0	0-0	0-0	0	0	0-0	—	—	—	—	—
1-1	BALTIMORE	0	0	0	0-0	0-0	0	0	0-0	—	—	—	—	—
TOTALS		0	0	0	0-0	0-0	0	0	0-0	—	—	—	—	—

DATE	OPPONENT	SPECIAL TEAMS								KICKOFF RETURNS						PUNT RETURNS					
		ST	AT	TT	FF	FR-YDS	BP	BFG	BXP	NO	YDS	AVG	FC	LG	TD	NO	YDS	AVG	FC	LG	TD
9-11	at N.Y. Jets	1	0	1	0	0-0	0	0	0	—	—	—	—	—	—	—	—	—	—	—	—
9-18	at Pittsburgh	1	0	1	0	0-0	0	0	0	—	—	—	—	—	—	—	—	—	—	—	—
9-25	DENVER	0	0	0	0	0-0	0	0	0	—	—	—	—	—	—	—	—	—	—	—	—
9-29	MIAMI	1	0	1	0	0-0	0	0	0	—	—	—	—	—	—	—	—	—	—	—	—
10-9	at Dallas	2	0	2	0	0-0	0	0	0	—	—	—	—	—	—	—	—	—	—	—	—
10-16	at New England	0	0	0	0	0-0	0	0	0	—	—	—	—	—	—	—	—	—	—	—	—
10-23	CLEVELAND	0	0	0	0	0-0	0	0	0	—	—	—	—	—	—	—	—	—	—	—	—
10-30	WASHINGTON	0	0	0	0	0-0	0	0	0	—	—	—	—	—	—	—	—	—	—	—	—
11-6	— BYE —																				
11-14	at N.Y. Giants	1	0	1	0	0-0	0	0	0	—	—	—	—	—	—	—	—	—	—	—	—
11-20	BUFFALO	1	0	1	0	0-0	0	0	0	—	—	—	—	—	—	—	—	—	—	—	—
11-27	at Baltimore	0	0	0	0	0-0	0	0	0	—	—	—	—	—	—	—	—	—	—	—	—
12-4	PHILADELPHIA	1	0	1	0	0-0	0	0	0	—	—	—	—	—	—	—	—	—	—	—	—
12-11	at Cleveland	0	0	0	0	0-0	0	0	0	—	—	—	—	—	—	—	—	—	—	—	—
12-18	PITTSBURGH	0	0	0	0	0-0	0	0	0	—	—	—	—	—	—	—	—	—	—	—	—
12-24	at Houston	0	0	0	0	0-0	0	0	0	—	—	—	—	—	—	—	—	—	—	—	—
1-1	BALTIMORE	0	0	0	0	0-0	0	0	0	—	—	—	—	—	—	—	—	—	—	—	—
TOTALS		8	0	8	0	0-0	0	0	0	—	—	—	—	—	—	—	—	—	—	—	—



GILBERRY, WALLACE

DE #95

Height: 6-2
Weight: 265
College: Alabama
Experience: 10th-year player in 2017

2016 games-starts: 9-1 (4-1 Det.; 5-0 Cin.)
Career games-starts: 124-23
Born: 12-5-84
Hometown: Bromley, Ala.
Acquired: FA'16

Gilberry began a second stint with Bengals on Nov. 7 of the 2016 season, signing as a free agent, and had 2.5 sacks in his five games played ... From 2012-15 with Cincinnati, logged 17.5 sacks, three forced fumbles and four fumble recoveries (one for a TD) ... Began 2016 with Detroit, after joining the Lions as an unrestricted free agent.

Career transactions: Signed with N.Y. Giants as college free agent on 5-5-08 ... Waived by Giants on 8-30-08 ... Signed to Giants practice squad on 9-1-08 ... Signed with Kansas City on 11-5-08 ... Re-signed with Chiefs as restricted free agent on 7-31-11 ... Signed with Tampa Bay as unrestricted free agent on 6-4-12 ... Released by Buccaneers on 9-14-12 ... Signed with Cincinnati as free agent on 9-18-12 ... Re-signed with Bengals as unrestricted free agent on 3-12-13 ... Signed with Detroit as an unrestricted free agent on 4-5-16 ... Released by Lions from Reserve/Injured list (injury settlement) on 10-11-16 ... Signed with Cincinnati as free agent on 11-7-16 ... Re-signed with Bengals as unrestricted free agent on 3-30-17.

2016 highlights: Played for Bengals in five games (Games 9-11 and 15-16), logging 10 tackles, including 2.5 sacks ... Inactive for Games 12-14 due to calf injury ... In his '16 Bengals debut, on Nov. 14 at N.Y. Giants, had one tackle and one QB hit ... Three tackles (one for-loss) on Nov. 27 at Baltimore ... Had six-yard solo sack of Tom Savage on Dec. 24 at Houston, and shared another sack of Savage while totaling three tackles and four QB hits for the game ... Had 12-yard sack of Joe Flacco on Jan. 1 vs. Baltimore, as well as an additional QB hit ... Played in Games 1-4 for Detroit, with one start and five tackles ... Placed Oct. 4 by Lions on Reserve/Injured list (abdomen), and became a free agent on Oct. 11, when he was released with an injury settlement.

Previous seasons: **2008**—Originally signed as college free agent with N.Y. Giants, and spent time on Giants practice squad before being signed to Kansas City roster ... Played in five games for Chiefs, inactive for three ... One tackle in NFL debut on Nov. 9 at San Diego. **2009**—Played in every Chiefs game and finished second on team in sacks (4.5) ... Posted first career sack Sept. 20 vs. Oakland, downing JaMarcus Russell ... Sacked Carson Palmer on Dec. 27 at Bengals. **2010**—Played in every game with two starts as Chiefs won AFC West with 10-6 record, and posted seven sacks ... Also had 15 QB pressures, two forced fumbles, two fumble recoveries and two passes defended ... Had three sacks of Sam Bradford on Dec. 19 at St. Louis, and forced a Bradford fumble. **2011**—Played in all 16 games for Kansas City ... Logged 2.5 sacks, two forced fumbles and three passes defended ... On Nov. 21 at New England, had sack-and-strip against Tom Brady, with Chiefs recovering fumble at their 27. **2012**—Signed with Tampa Bay as unrestricted free agent ... Played in all four preseason games for Bucs, inactive for season opener, and released prior to Game 2 ... Signed as free agent with Bengals prior to Game 3 and played in all

14 games after joining the team ... Totaled 34 tackles, 6.5 sacks (third on team), a forced fumble and three fumble recoveries (tied for team lead) ... Logged his first Bengals sack Oct. 14 at Cleveland, nine-yarder against Brandon Weeden ... On Oct. 21 vs. Pittsburgh, recovered Ben Roethlisberger fumble in the second quarter, leading to Bengals TD ... Had a sack-and-strip on Nov. 11 vs. N.Y. Giants against Eli Manning in fourth quarter, recovering the fumble himself at Giants 41 ... On Dec. 13 at Philadelphia, recovered a Nick Foles fumble in third quarter and returned 25 yards for a TD ... Four tackles Dec. 30 vs. Baltimore, including 10-yard sack of Tyrod Taylor ... Two tackles in Wild Card playoff at Houston. **2013**—Played in every Bengals game, including postseason ... Had 36 regular-season tackles, with career-best 7.5 sacks (tied for team lead), a forced fumble, three passes defended and 17 QB pressures (third on team) ... Key performer in win Oct. 6 vs. New England, starting at RDE in place of injured Michael Johnson and recording 1.5 sacks among his five tackles, with a forced fumble and four QB pressures ... Had four tackles, including an 11-yard sack of Jason Campbell, on Nov. 17 vs. Cleveland ... Started at LDE on Dec. 1 at San Diego and had a nine-yard sack of Philip Rivers, a pass defended and one QB pressure ... Four tackles, including a seven-yard sack of Ben Roethlisberger, on Dec. 15 at Pittsburgh. **2014**—Started at RDE for Bengals in Games 1-16 and in Wild Card playoff ... Second on line in tackles (48), including four for losses, and had 1.5 sacks, two passes defended, a fumble recovery and 13 QB hits (second on team) ... On Sept. 7 at Baltimore, had 1.5 sacks of Joe Flacco on final two defensive plays, ending Ravens threat for tying TD that had reached Bengals 16-yard line ... On Dec. 14 at Cleveland, dropped Browns QB Johnny Manziel for a six-yard loss on a rushing play ... Had two tackles on Dec. 28 at Pittsburgh, and recovered an aborted Steelers shotgun snap at Steelers 34 late in first quarter, setting up Bengals FG for 10-7 lead ... Two tackles and two QB hits in Wild Card playoff at Indianapolis. **2015**—Played in Games 1-16 and in Wild Card playoff for Bengals ... Had two sacks and ranked fourth on team in total QB hits (12) ... On Sept. 20 vs. San Diego, logged a two-yard sack-and-strip against Philip Rivers, Bengals recovering fumble at their 42 in first quarter ... On Nov. 1 at Pittsburgh, had a two-yard sack on a third-down play in the fourth quarter, forcing Steelers to punt ... One tackle and three QB hits Dec. 6 at Cleveland, tying his season best for QB hits ... One tackle and two QB hits in Wild Card playoff vs. Pittsburgh.

College: Played four seasons (2004-07) at Alabama, with a redshirt year in 2003 ... Totaled 50 games with 38 starts, logging 188 tackles, 22.5 sacks and 38 QB pressures ... His 60.5 tackles for losses were second-most in school history, behind only future NFL Hall of Famer Derrick Thomas (74).

Personal: Hometown is Bromley, Ala. ... Attended Baldwin County High School ... Earned degree from Alabama in telecommunications ... Has a son, Brady ... Enjoys restoring old cars and playing with remote control cars.

WALLACE GILBERRY'S STATISTICS

YEAR	TEAM	G-S	DEFENSE							INTERCEPTIONS					SCORING				
			ST	AT	TT	SKS-YDS	PD	FF	FR-YDS	NO	YDS	AVG	LG	TD	TD	TD-IntRt	TD-FRRt	S	PTS
2008	Kansas City	5-0	2	0	2	0-0	0	0	0-0	—	—	—	—	—	0	0	0	0	0
2009	Kansas City	16-0	27	6	33	4.5-32.5	0	0	0-0	—	—	—	—	—	0	0	0	0	0
2010	Kansas City	16-2	18	4	22	7-50	2	2	2-0	—	—	—	—	—	0	0	0	0	0
2011	Kansas City	16-1	6	2	8	2.5-7.5	3	2	0-0	—	—	—	—	—	0	0	0	0	0
2012	Tampa Bay	0-0	DID NOT PLAY*							DID NOT PLAY*					DID NOT PLAY*				
	Cincinnati	14-0	14	20	34	6.5-48	0	1	3-31	—	—	—	—	—	0	0	1	0	6
2013	Cincinnati	16-2	20	16	36	7.5-56.5	3	1	0-0	—	—	—	—	—	0	0	0	0	0
2014	Cincinnati	16-16	19	29	48	1.5-8.5	2	0	1-0	—	—	—	—	—	0	0	0	0	0
2015	Cincinnati	16-1	16	7	23	2-4	1	1	0-0	—	—	—	—	—	0	0	0	0	0
2016	Detroit	4-1	3	2	5	0-0	0	0	0-0	—	—	—	—	—	0	0	0	0	0
	Cincinnati	5-0	8	2	10	2.5-20.5	0	0	0-0	—	—	—	—	—	0	0	0	0	0
K.C. TOTALS		53-3	53	12	65	14-90	5	4	2-0	—	—	—	—	—	0	0	0	0	0
T.B. TOTALS		0-0	0	0	0	0-0	0	0	0-0	—	—	—	—	—	0	0	0	0	0
CIN. TOTALS		67-19	77	74	151	20-137.5	6	3	4-31	—	—	—	—	—	0	0	1	0	6
DET. TOTALS		4-1	3	2	5	0-0	0	0	0-0	—	—	—	—	—	0	0	0	0	0
CAREER		124-23	133	88	221	34-227.5	11	7	6-31	—	—	—	—	—	0	0	1	0	6

YEAR	TEAM	SPECIAL TEAMS								KICKOFF RETURNS						PUNT RETURNS					
		ST	AT	TT	FF	FR-YDS	BP	BFG	BXP	NO	YDS	AVG	FC	LG	TD	NO	YDS	AVG	FC	LG	TD
2008	Kansas City	0	1	1	0	0-0	0	0	0	—	—	—	—	—	—	—	—	—	—	—	—
2009	Kansas City	1	0	1	0	0-0	0	0	0	—	—	—	—	—	—	—	—	—	—	—	—
CAREER		1	1	2	0	0-0	0	0	0	—	—	—	—	—	—	—	—	—	—	—	—

POSTSEASON

YEAR	TEAM	G-S	DEFENSE							INTERCEPTIONS					SCORING					
			ST	AT	TT	SKS-YDS	PD	FF	FR-YDS	NO	YDS	AVG	LG	TD	TD	TD-IntRt	TD-FRRt	S	PTS	
2010	Kansas City	1-0	0	0	0	0-0	0	0	0-0	—	—	—	—	—	—	—	—	—	—	—
2012	Cincinnati	1-0	2	0	2	0-0	0	0	0-0	—	—	—	—	—	—	—	—	—	—	—
2013	Cincinnati	1-0	3	2	5	0-0	0	0	0-0	—	—	—	—	—	—	—	—	—	—	—
2014	Cincinnati	1-1	0	2	2	0-0	0	0	0-0	—	—	—	—	—	—	—	—	—	—	—
2015	Cincinnati	1-1	0	1	1	0-0	0	0	0-0	—	—	—	—	—	—	—	—	—	—	—
K.C. TOTALS		1-0	0	0	0	0-0	0	0	0-0	—	—	—	—	—	—	—	—	—	—	—
CIN. TOTALS		4-2	5	5	10	0-0	0	0	0-0	—	—	—	—	—	—	—	—	—	—	—
CAREER		5-2	5	5	10	0-0	0	0	0-0	—	—	—	—	—	—	—	—	—	—	—

* NOTE: Gilberry was inactive for one regular-season game with Tampa Bay in 2012.

2016 GAME-BY-GAME

DATE	OPPONENT	DEFENSE									INTERCEPTIONS				
		ST	AT	TT	SKS-YDS	INT-YDS	PD	FF	FR-YDS	NO	YDS	AVG	LG	TD	
		Detroit													
9-11	at Indianapolis	1	0	1	0-0	0-0	0	0	0-0	—	—	—	—	—	
9-18	TENNESSEE	1	0	1	0-0	0-0	0	0	0-0	—	—	—	—	—	
9-25	at Green Bay	1	1	2	0-0	0-0	0	0	0-0	—	—	—	—	—	
10-2	at Chicago	0	1	1	0-0	0-0	0	0	0-0	—	—	—	—	—	
10-9	PHILADELPHIA	RESERVE / INJURED									RESERVE / INJURED				
10-16	LOS ANGELES	NOT WITH AN NFL TEAM									NOT WITH AN NFL TEAM				
10-23	WASHINGTON	NOT WITH AN NFL TEAM									NOT WITH AN NFL TEAM				
10-30	at Houston	NOT WITH AN NFL TEAM									NOT WITH AN NFL TEAM				
11-6	at Minnesota	NOT WITH AN NFL TEAM									NOT WITH AN NFL TEAM				
		Cincinnati													
11-14	at N.Y. Giants	1	0	1	0-0	0-0	0	0	0-0	—	—	—	—	—	
11-20	BUFFALO	1	0	1	0-0	0-0	0	0	0-0	—	—	—	—	—	
11-27	at Baltimore	3	0	3	0-0	0-0	0	0	0-0	—	—	—	—	—	
12-4	PHILADELPHIA	INACTIVE									INACTIVE				
12-11	at Cleveland	INACTIVE									INACTIVE				
12-18	PITTSBURGH	INACTIVE									INACTIVE				
12-24	at Houston	2	1	3	1.5-8.5	0-0	0	0	0-0	—	—	—	—	—	
1-1	BALTIMORE	1	1	2	1-12	0-0	0	0	0-0	—	—	—	—	—	
DET. TOTALS		3	2	5	0-0	0-0	0	0	0-0	—	—	—	—	—	
CIN. TOTALS		8	2	10	2.5-20.5	0-0	0	0	0-0	—	—	—	—	—	
2016 TOTALS		11	4	15	2.5-20.5	0-0	0	0	0-0	—	—	—	—	—	



GLASGOW, RYAN

DT #67

Height: 6-3
Weight: 302
College: Michigan
Experience: Rookie in 2017

2016 games-starts: 0-0
Career games-starts: 0-0
Born: 9-30-93
Hometown: Aurora, Ill.
Acquired: D4c'17

A fourth-round pick in 2017, Glasgow will add depth to interior of Bengals' defensive line after a stand-out career at Michigan ... Known in college as a strong and powerful run defender in middle of one of college football's staunchest run defenses, which held opposing rushers to 3.3-yard average over last three seasons ... Spent five years in Michigan program (one redshirt), with 45 games played and 33 starts ... Former walk-on ... Totaled 91 tackles, including 18.5 for losses, with five sacks, one fumble recovery, two forced fumbles and a pass breakup.

Career transactions: Selected by Cincinnati in fourth round of 2017 NFL Draft (138th overall) ... Signed with Bengals on 5-15-17.

Coach Jacob Burney says: "Glasgow is a technician. He has square shoulders, a flat back, and is a powerful kid. That means a lot for a defense. They've done a great job with this kid at Michigan, and he's taken a hold of the position with his mentality. That's who he is; if you tell him to take a hold of the linebacker, he'll get that job (done)."

College highlights: Played in 45 games, with 33 starts ... Career totals of 91 tackles, including 18.5 for losses and five sacks, with a fumble recovery, two forced fumbles and a pass breakup. **2016**—Started all 13 games en route to earning all-Big Ten second team honors (media and coaches) ... Career-best 42 tackles, including 9.5 for losses, with four sacks and one pass breakup ... Six tackles in win over Central Florida, including one for a loss ... Four tackles and an assisted sack in win vs. Wisconsin ... Four tackles, including 1.5 for losses, in win at Rutgers ... Three tackles, including one for a loss, in win

at Michigan State ... In win vs. Indiana, notched career-high seven tackles, including career-high three for losses, with a sack ... Two tackles at Ohio State, including 1.5 for losses, with a sack. **2015**—Earned all-Big Ten honorable mention (media and coaches) and was a semifinalist for the Burlsworth Trophy (college football's most outstanding player who started career as walk-on) ... Started nine games before suffering season-ending pectoral injury vs. Rutgers ... Season totals of 25 tackles, including five for losses, with one sack ... Three tackles, including a sack, in win over vs. Northwestern ... Six tackles at Minnesota, and helped preserve victory with assisted tackle of QB Mitch Leidner, who attempted a sneak for a go-ahead TD in game's final seconds. **2014**—Played in 12 games, with 11 starts ... Totaled 22 tackles, including four for losses, with one force fumble and one fumble recovery ... Made first career start in win vs. Appalachian State ... Five tackles, including one for a loss, vs. Minnesota ... Recorded a forced fumble and fumble recovery in win vs. Indiana ... Five tackles, including one for a loss, at Northwestern. **2013**—Played in 11 games as a reserve. **2012**—Did not play (redshirt).

High school: Attended Marmion Academy in Aurora, Ill. (outside Chicago) ... Two-year varsity letterman in football, and as a senior was named Suburban Christian Conference Defensive Player of the Year ... Also lettered twice in basketball ... Was a member of National Honor Society.

Personal: Hometown is Aurora, Ill. ... Economics major at Michigan ... Was teammates with both brothers while at Michigan — Graham, a guard, from 2012-15, and Jordan, a safety, from '15-16; Graham now plays guard for the Detroit Lions ... Last name is pronounced "GLASS-go."



GREEN, A.J.

WR #18

Height: 6-4
Weight: 210
College: Georgia
Experience: 7th-year player in 2017

2016 games-starts: 10-10
Career games-starts: 86-86
Born: 7-31-88
Hometown: Summerville, S.C.
Acquired: D1'11

Green was selected for the Pro Bowl in the initial vote for the sixth time in his six NFL seasons, but he missed the last six regular-season games of 2016 and the Pro Bowl, due to a hamstring injury he suffered on the second play of Game 10, Nov. 20 vs. Buffalo ... Was on pace prior to injury for his most productive campaign ever, as his 66 catches for 964 yards through Game 9 projected to Bengals records of 117 catches and 1714 yards ... Had NFL "Play of the Year" for season's first half, as awarded by ESPN's NFL Live, for his 48-yard "Hail Mary" score on Oct. 23 vs. Cleveland ... Is only Bengal to make Pro Bowl in each of first six seasons (WR Isaac Curtis second at four) ... Green's 28 games of 100 or more receiving yards rank second on Bengals behind Chad Johnson, who had 31 over 10 seasons.

Career transactions: Selected by Cincinnati in first round of 2011 NFL Draft (fourth overall) ... Signed with Bengals on 7-28-11 ... Bengals exercised the option to extend contract by one year through 2015 on 4-21-14 ... Signed contract extension with Bengals on 9-11-15.

Pro Bowl participation: Selected in initial voting for six games, and has played in five ... Did not play in 2016 season game, due to hamstring injury ... Started for victorious Team Irvin in 2015 season contest and had three catches for 60 yards ... Played for Team Carter in 2014 season contest (no receptions) ... Started for Team Sanders in 2013 season game and had a seven-yard reception ... Voted as AFC starter for 2012 season game and scored three TDs (one from Peyton Manning and two from Andrew Luck), becoming seventh player in game history with three or more scores ... In 2011 season, had two catches for 42 yards, including 34-yard TD from Ben Roethlisberger ... In '11 he was first rookie WR voted to Pro Bowl since '03 season, when Arizona's Anquan Boldin earned honor, and was first Bengals rookie at any position to make the game in more than 30 years, since WR Cris Collinsworth in 1981.

Green and some gold jackets: Though a hamstring injury cost him all but two plays of the last seven games, Green finished his sixth season with nine career games of at least 150 receiving yards and a TD catch. The only players to have more such games in their first six seasons have been Hall of Famers Lance Alworth (13) and Jerry Rice (11), and prime HOF candidate Randy Moss (10).

A.J. falls 36 short from club of one: When the Bengals opened play on Nov. 20 vs. Buffalo, Green had 964 receiving yards, 36 short of reaching 1000 for the sixth time in six seasons. But his season-ending hamstring injury on the second offensive snap left him stalled at 964, leaving Randy Moss still as the only player in history to hit 1000 in each of his first six seasons (1998-2003).

Climbing the ladders: Green began the '16 season ranked fifth in Bengals history in receiving yards, and he finished his injury-shortened year in second place, at 7135. He passed Cris Collinsworth (6698), Carl Pickens (6887) and Isaac Curtis (7101). The leader is Chad Johnson (10,783). Green started the season in sixth place in all-time Bengals receptions, but moved up to fourth (481), passing Curtis (416) and Collinsworth (417). He needs 27 more to pass T.J. Houshmandzadeh (507) into third place and 50 to pass Carl Pickens (530) into second place. Chad Johnson (751) is the all-time leader.

2016 highlights: Started in Games 1-10, but played only two snaps in Game 10, due to hamstring injury suffered on the second play ... Inactive for Games 11-15, and placed on Reserve/Injured list prior to Game 16 ... Led team in receptions (66) and receiving yards (964) ... Caught four TDs ... Has nine career games with at least 150 yards and one TD, most among active players entering 2017 ... On Sept. 11 at N.Y. Jets, tied career receptions high (12) for 180 yards, including a 54-yard TD, and his 11-yard gain from Jets 40 put Bengals in range for game-winning FG with 0:58 left ... Led team in receptions (10) and receiving yards (173) on Sept. 29 vs. Miami, and scored Bengals' lone TD in 22-7 win ... Caught eight-for-169 on Oct. 23 vs. Cleveland, including a 48-

yard TD on a "Hail Mary" play on which he bested three Browns defenders for the ball while reeling it in with one hand ... Caught nine-for-121 on Oct. 30 vs. Washington in London ... Caught seven-for-68 on Nov. 14 at N.Y. Giants, with 13-yard TD catch in first quarter.

Previous seasons: **2011**—Led Bengals, and all NFL rookies, in receptions (65) and receiving yards (1057) ... Led Bengals in TDs (seven) ... Set Bengals rookie record for most receiving yards, passing Cris Collinsworth's record of 1009, and fell two short of Collinsworth's rookie receptions record of 67 ... Had 11 receptions of 35 or more yards, tied for most in NFL, and his total was most by an NFL rookie since 1998 ... In his pro debut on Sept. 11 at Cleveland, put Bengals ahead to stay in fourth quarter with 41-yard TD catch from Bruce Gradkowski, a play certified as longest game-winning TD catch in NFL history by a rookie playing in his team's season opener ... Caught five-for-47 in Wild Card playoff at Houston. **2012**—Led team in receptions (97), receiving yards (1350) and TDs (11) ... Was top AFC vote-getter at WR on prestigious Associated Press All-Pro team, earning a second-team berth as his vote total trailed only two NFC players ... Had at least one TD catch in Bengals-record nine straight games (Games 2-10), and in the receiving TDs category, he became only the second player in 48 seasons to score in nine straight games, joining Jerry Rice (NFL-record 10 straight in 1987) ... Named AFC Offensive Player of the Month for September ... Became the first player in NFL history to hit the benchmark trifecta of 100 receptions, 1500 receiving yards and 10 TDs in his first 20 NFL games ... Caught nine passes for 183 yards on Sept. 23 at Washington ... Logged his first multiple-TD game on Oct. 14 at Cleveland, scoring twice while catching seven-for-135 ... Had season-high 10 catches for 116 yards on Dec. 23 at Pittsburgh, including 21-yarder to Steelers' 25 with :08 remaining, setting up game-winning FG ... Led team in receptions (five) and receiving yards (80) in Wild Card playoff at Houston. **2013**—Ranked fifth in NFL in receiving yards (career-best 1426) and sixth in receptions (career-high 98) ... Second-team selection on Associated Press All-Pro team ... Scored 11 TDs for second straight year, leading team for second straight year ... Topped 100-yard receiving mark in Games 6-10, becoming first Bengal to log five straight ... Had six 100-yard receiving games overall, re-setting club record he had shared ... On Sept. 8 at Chicago, caught nine-for-162, most receiving yards by a Bengal in a season opener, and he had TDs of two and 45 yards ... Caught six-for-155 on Oct. 20 at Detroit, including 82-yard TD (longest gain of his of career) on game's opening drive ... Caught eight-for-151 and a TD Nov. 10 at Baltimore, his TD coming via 51-yard Hail Mary as time expired in fourth quarter, sending game to OT ... Caught three-for-34 in Wild Card playoff vs. San Diego. **2014**—Experienced his first tough campaign with injuries ... Started at WR in 13 games (Games 1-4 and 8-16), but was inactive for Games 5-7 (turf toe) and significantly limited by injuries in four other games ... Also missed Wild Card playoff vs. San Diego (concussion) ... Despite missed time, still led team in receptions (69), receiving yards (1041) and receiving TDs (six) ... Became only player to rank among NFL's top four in both catches and receiving yards for player's first four seasons ... On Sept. 7 at Baltimore, led all receivers with 131 yards on six catches, including game-deciding 77-yard TD catch in fourth quarter, pushing Bengals from 16-15 deficit to 23-16 win ... Caught six-for-127 Nov. 16 at New Orleans, with 24-yard fourth-quarter TD that iced victory ... Career-high 12 catches (since tied), for 121 yards, Nov. 23 at Houston ... Had 11 catches for 224 yards Dec. 7 vs. Pittsburgh, with 81-yard third-quarter TD, longest Bengals catch on the season. **2015**—Led team in receptions (86), receiving yards (1297), and yards from scrimmage (1297) ... Third in TDs (10) ... On Sept. 27 at Baltimore, had career-high 227 receiving yards (second in Bengals history) on 10 catches, with TDs of 80 and seven yards ... Both TDs at Baltimore came in fourth quarter, and both erased deficits, including game-winner (the seven-yarder) to give Cincinnati a 28-24 lead with 2:10 remaining ... On Nov. 1 at Pittsburgh, led all receivers in catches (11) and yards (118), and he scored the game-deciding TD on a nine-yard catch from Andy Dalton in the fourth quarter, putting the Bengals ahead 13-10 ... Caught five-for-128 and with one TD Dec 6 at Cleveland, leading team in scrimmage yards ... Caught six-for-132 Dec. 13 vs. Pittsburgh, including a 66-yard TD from AJ McCarron in second quarter ... Suffered back strain in practice the day before

Dec. 20th game at San Francisco, and though he started against 49ers, had just one catch for 37 yards, and was removed from play in the second half ... In Wild Card playoff vs. Pittsburgh, his 25-yard TD catch gave Cincinnati a late 16-15 lead with 1:50 to play, but Steelers came back for winning FG.

College: Played three seasons (2008-10) at Georgia, and was a consensus choice after his junior season as nation's top WR prospect ... In just 32 career games, he posted the third-most receptions (166) and third-most receiving yards (2619) in Bulldogs history ... His 23 TD catches ranked second in program annals ... Named to Georgia's Team of the Decade ... Playing in only

nine games as a junior, he led team with 57 catches, 848 receiving yards and career-best nine TDs ... In 2008, his career-best 963 receiving yards helped earn him SEC Freshman of the Year honors, and on special teams, he blocked a FG attempt vs. Arizona State.

Personal: Hometown is Summerville, S.C. ... Attended Summerville High School, where he was a four-time all-state selection by Associated Press ... Was the only prep junior named to USA Today's 2006 All-USA team ... Also lettered in basketball and track ... Housing major at Georgia, and earned spot on Athletic Director's academic honor roll ... His initials stand for "Adriel Jeremiah" ... Enjoys playing pool, and is an expert juggler ... Married (wife Miranda), with a son (Easton).

A.J. GREEN'S STATISTICS

Table with columns: YEAR, TEAM, G-S, RECEIVING (NO, YDS, AVG, LG, TD), RUSHING (ATT, YDS, AVG, LG, TD), SCORING (TD, TD-R, TD-P, TD-Rt, 2-PtC, PTS). Rows include 2011-2016 seasons and CAREER totals.

RECEIVING SINGLE-GAME HIGHS: RECEPTIONS—12 (two times; most recently on 9-11-16 at N.Y. Jets). YARDS—227 (9-27-15 at Baltimore). LONG—82t (10-20-13 at Detroit). TOUCHDOWNS—2 (five times; most recently on 11-29-15 vs. St. Louis).

RUSHING SINGLE-GAME HIGHS: ATTEMPTS—2 (two times; most recently on 11-25-12 vs. Oakland). YARDS—25 (12-24-11 vs. Arizona). LONG—22 (12-24-11 vs. Arizona). TOUCHDOWNS—(none).

POSTSEASON


Table with columns: YEAR, TEAM, G-S, RECEIVING (NO, YDS, AVG, LG, TD), RUSHING (ATT, YDS, AVG, LG, TD), SCORING (TD, TD-R, TD-P, TD-Rt, 2-PtC, PTS). Rows include 2011-2015 seasons and CAREER totals.

* NOTE: Green was inactive for one postseason game with Cincinnati in 2014.

CAREER GAME-BY-GAME

Table with columns: DATE, OPPONENT, RECEIVING (NO, YDS, AVG, LG, TD), RUSHING (ATT, YDS, AVG, LG, TD). Rows list individual games from 2011 to 2012, including regular season and postseason games.

DATE	OPPONENT	RECEIVING					RUSHING				
		NO	YDS	AVG	LG	TD	ATT	YDS	AVG	LG	TD
2013 / CINCINNATI											
9-8	at Chicago	9	162	18.0	45t	2	—	—	—	—	—
9-16	PITTSBURGH	6	41	6.8	10	0	—	—	—	—	—
9-22	GREEN BAY	4	46	11.5	20t	1	—	—	—	—	—
9-29	at Cleveland	7	51	7.3	16	0	—	—	—	—	—
10-6	NEW ENGLAND	5	61	12.2	18	0	—	—	—	—	—
10-13	at Buffalo	6	103	17.2	54	1	—	—	—	—	—
10-20	at Detroit	6	155	25.8	82t	1	—	—	—	—	—
10-27	N.Y. JETS	3	115	38.3	53	0	—	—	—	—	—
10-31	at Miami	11	128	11.6	21	0	—	—	—	—	—
11-10	at Baltimore	8	151	18.9	51t	1	—	—	—	—	—
11-17	CLEVELAND	2	7	3.5	4	0	—	—	—	—	—
11-24	— BYE —										
12-1	at San Diego	5	83	16.6	28	1	—	—	—	—	—
12-8	INDIANAPOLIS	6	72	12.0	22	1	—	—	—	—	—
12-15	at Pittsburgh	9	93	10.3	19	0	—	—	—	—	—
12-22	MINNESOTA	7	97	13.9	29t	2	—	—	—	—	—
12-29	BALTIMORE	4	61	15.3	53t	1	—	—	—	—	—
Postseason											
1-5	SAN DIEGO	3	34	11.3	14	0	—	—	—	—	—
2014 / CINCINNATI											
9-7	at Baltimore	6	131	21.8	77t	1	1	5	5.0	5	0
9-14	ATLANTA	0	0	—	—	0	0	0	—	—	0
9-21	TENNESSEE	6	102	17.0	29	0	0	0	—	—	0
9-28	— BYE —										
10-5	at New England	5	81	16.2	35	1	0	0	—	—	0
10-12	CAROLINA			INACTIVE					INACTIVE		
10-19	at Indianapolis			INACTIVE					INACTIVE		
10-26	BALTIMORE			INACTIVE					INACTIVE		
11-2	JACKSONVILLE	3	44	14.7	18t	1	1	-3	-3.0	-3	0
11-6	CLEVELAND	3	23	7.7	11	0	0	0	—	—	0
11-16	at New Orleans	6	127	21.2	38	1	0	0	—	—	0
11-23	at Houston	12	121	10.1	20	0	0	0	—	—	0
11-30	at Tampa Bay	4	57	14.3	20	1	0	0	—	—	0
12-7	PITTSBURGH	11	224	20.4	81t	1	0	0	—	—	0
12-14	at Cleveland	5	49	9.8	13	0	0	0	—	—	0
12-22	DENVER	0	0	—	—	0	0	0	—	—	0
12-28	at Pittsburgh	8	82	10.3	17	0	0	0	—	—	0
Postseason											
1-4	at Indianapolis			INACTIVE					INACTIVE		
2015 / CINCINNATI											
9-13	at Oakland	5	63	12.6	30	0	0	0	—	—	0
9-20	SAN DIEGO	3	45	15.0	23	1	0	0	—	—	0
9-27	at Baltimore	10	227	22.7	80t	2	0	0	—	—	0
10-4	KANSAS CITY	7	82	11.7	36	0	0	0	—	—	0
10-11	SEATTLE	6	78	13.0	22	0	0	0	—	—	0
10-18	at Buffalo	4	36	9.0	12	0	0	0	—	—	0
10-25	— BYE —										
11-1	at Pittsburgh	11	118	10.7	38	1	0	0	—	—	0
11-5	CLEVELAND	4	53	13.3	18	0	0	0	—	—	0
11-16	HOUSTON	5	67	13.4	26	0	0	0	—	—	0
11-22	at Arizona	4	79	19.8	42	0	0	0	—	—	0
11-29	ST. LOUIS	6	61	10.2	18t	2	0	0	—	—	0
12-6	at Cleveland	5	128	25.6	57	1	0	0	—	—	0
12-13	PITTSBURGH	6	132	22.0	66t	1	0	0	—	—	0
12-20	at San Francisco	1	37	37.0	37	0	0	0	—	—	0
12-28	at Denver	5	57	11.4	17	1	0	0	—	—	0
1-3	BALTIMORE	4	34	8.5	12	1	0	0	—	—	0
Postseason											
1-9	PITTSBURGH	5	71	14.2	25t	1	0	0	—	—	0
2016 / CINCINNATI											
9-11	at N.Y. Jets	12	180	15.0	54t	1	—	—	—	—	—
9-18	at Pittsburgh	2	38	19.0	21	0	—	—	—	—	—
9-25	DENVER	8	77	9.6	20	0	—	—	—	—	—
9-29	MIAMI	10	173	17.3	51	1	—	—	—	—	—
10-9	at Dallas	4	50	12.5	22	0	—	—	—	—	—
10-16	at New England	6	88	14.7	23	0	—	—	—	—	—
10-23	CLEVELAND	8	169	21.1	48t	1	—	—	—	—	—
10-30	WASHINGTON	9	121	13.4	40	0	—	—	—	—	—
11-6	— BYE —										
11-14	at N.Y. Giants	7	68	9.7	21	1	—	—	—	—	—
11-20	BUFFALO	0	0	—	—	0	—	—	—	—	—
11-27	at Baltimore			INACTIVE					INACTIVE		
12-4	PHILADELPHIA			INACTIVE					INACTIVE		
12-11	at Cleveland			INACTIVE					INACTIVE		
12-18	PITTSBURGH			INACTIVE					INACTIVE		
12-24	at Houston			INACTIVE					INACTIVE		
1-1	BALTIMORE			RESERVE / INJURED					RESERVE / INJURED		



HAMILTON, KAREL

WR #9

Height: 6-1
Weight: 205
College: Samford
Experience: Rookie in 2017

2016 games-starts: 0-0
Career games-starts: 0-0
Born: 3-30-95
Hometown: Valrico, Fla.
Acquired: CFA'17

One of college football's most productive receivers in 2016, Hamilton looks to make the leap from FCS star to Bengals roster ... Topped productive first three seasons with record-setting senior season in which he caught 111 passes for 1389 yards and 14 TDs, while leading the nation in catches per game (10.1) ... Four-year totals of 279 catches, 3803 yards and 31 TDs.

Career transactions: Signed with Cincinnati as college free agent on 5-5-17.

College highlights: Set Samford career records for receptions (279) and receiving yards (3803), and tied career mark for receiving TDs (31). Three-time first team all-Southern Conference selection (coaches and media). **2016**—First Team FCS All-American (Associated Press) and first team all-Southern Conference (coaches and media) ... Set single-season school records for catches (111) and receiving yards (1389), while piling up 14 TDs ... Led the nation in receptions per game (10.1), ranked second in receiving yards per game (126.3) and fourth in total receiving yards ... Recorded seven receptions for 168 yards and three TDs in win vs. Furman ... Tallied 12 receptions for 163 yards and a TD in win vs. Virginia Military Institute ... Logged 16 receptions for 208 yards and two TDs in win vs. Western Carolina ... Totaled 14 receptions for 213 yards and two TDs at Mississippi State ... Career-high 16 receptions for 154 yards and two TDs vs. Mercer ... Totaled 11 receptions for 147 yards in NCAA

Division I-FCS Playoff game vs. Youngstown State. **2015**—First team all-Southern Conference (coaches and media) ... Started all 10 games and led team in receptions (75) and receiving yards (880), with four TDs ... Also averaged 35.8 yards on five kickoff returns, including one for a 100-yard TD ... Eight catches for 104 yards vs. Florida A&M ... Five catches for 51 yards at Louisville ... Season-high 15 catches for career-high 220 yards and a TD vs. The Citadel. **2014**—First team all-Southern Conference (coaches and media) ... Started all 11 games ... Totaled 55 receptions (led team) for 877 yards (15.9 average) and six TDs ... Six catches for 129 yards and two TDs at Chattanooga ... Nine receptions for 206 yards and a TD at Furman ... Five catches for 67 yards at Auburn. **2013**—Played in all 13 games, with 10 starts ... Named to Southern Conference's All-Freshman team ... Totaled 38 catches for 657 yards and a team-high seven TDs ... Also had a TD pass ... Two catches for 48 yards in collegiate debut at Georgia State ... Seven catches for 101 yards at Furman.

High school: Attended Strawberry Crest High School in Dover, Fla. (outside Tampa) ... Accounted for 1629 all-purpose yards and 13 TDs as a senior, including school records for catches (59) and receiving yards (948) ... Logged 21 tackles on defense, with one INT and two forced fumbles.

Personal: Hometown is Valrico, Fla. ... Sports administration major at Samford ... First name is pronounced "kuh-RELL."



HARDISON, MARCUS

DT #91

Height: 6-3
 Weight: 310
 College: Arizona State
 Experience: 3rd-year player in 2017

2016 games-starts: 0-0
 Career games-starts: 0-0
 Born: 2-14-92
 Hometown: Natchitoches, La.
 Acquired: D4b'15

Fourth-round 2015 draftee spent entire 2016 season on the Bengals' Reserve/Injured list, due to a shoulder injury he suffered in the team's third preseason game ... Spent his 2015 rookie season on the roster but was inactive on game days.

Career transactions: Selected by Cincinnati in fourth round of 2015 NFL Draft (135th overall) ... Signed with Bengals on 5-18-15.

2016 recap: Played in preseason Games 1-3, but suffered season-ending shoulder injury in Game 3, Aug. 28 at Jacksonville ... Placed on Reserved/Injured list on Sept. 3 due to the shoulder injury.

Previous season: 2015—Played in all four preseason games, with eight tackles, a sack, a pass defended and a forced fumble ... Inactive for

Games 1-16 and Wild Card playoff ... On injury report (knee) for season's first three weeks.

College: Played two seasons for Arizona State (2013-14) ... Finished career with 53 tackles, 11 total sacks and 2 INTs ... Selected to play in 2015 Senior Bowl ... Appeared in all 13 ASU games in 2014, helping team to 10-3 record with Sun Bowl win over Duke, a game in which he had 13 tackles ... Named All-Pac 12 Honorable Mention as a senior ... Played two years at Dodge City (Kan.) Community College (2011-12), recording 96 tackles and seven sacks.

Personal: Hometown is Natchitoches, La. ... Attended Charlotte High School in Punta Gorda, Fla., where he played quarterback early in his career before moving to defensive line ... Hobbies include basketball, golf, bowling and fishing.


MARCUS HARDISON'S STATISTICS

YEAR	TEAM	G-S	DEFENSE						INTERCEPTIONS					SCORING					
			ST	AT	TT	SKS-YDS	PD	FF	FR-YDS	NO	YDS	AVG	LG	TD	TD	TD-IntRt	TD-FRRt	S	PTS
2015	Cincinnati	0-0				DID NOT PLAY*								DID NOT PLAY*					
2016	Cincinnati	0-0				DID NOT PLAY*								DID NOT PLAY*					
CAREER		0-0	0	0	0	0-0	0	0	0-0	—	—	—	—	—	—	—	—	—	—

POSTSEASON

YEAR	TEAM	G-S	DEFENSE						INTERCEPTIONS					SCORING					
			ST	AT	TT	SKS-YDS	PD	FF	FR-YDS	NO	YDS	AVG	LG	TD	TD	TD-IntRt	TD-FRRt	S	PTS
2015	Cincinnati	0-0				DID NOT PLAY*								DID NOT PLAY*					
CAREER		0-0	0	0	0	0-0	0	0	0-0	—	—	—	—	—	—	—	—	—	—

* NOTE: Hardison was inactive for 16 regular-season games and one postseason game with Cincinnati in 2015. In 2016, he was on the Reserve/Injured list for 16 regular-season games.



HARRIS, CLARK

LS #46

Height: 6-5
Weight: 250
College: Rutgers
Experience: 9th-year player in 2017

2016 games-starts: 13-0
Career games-starts: 124-0
Born: 7-10-84
Hometown: Manahawkin, N.J.
Acquired: FA'09

Harris has been paragon of reliability as Bengals long snapper and also is strong in kick coverage ... Played eighth Cincinnati season in 2016 ... Played in 123 consecutive Bengals games (including postseason) through Nov. 20, 2016 vs. Buffalo, but suffered groin injury vs. Bills, and was inactive the next three weeks ... Returned Dec. 18 vs. Pittsburgh ... Has had no unplayable snaps with Bengals, with snap total now at 1149 (604 punts and 545 place kicks) ... Logged six special teams tackles in '16 and has 26 for career, plus five in postseason.

Career transactions: Selected by Green Bay in seventh round of 2007 NFL Draft (243rd overall) ... Signed with Packers on 6-20-07 ... Waived by Packers on 9-1-07 ... Signed to Packers practice squad on 9-4-07 ... Released from Packers practice squad on 9-11-07 ... Signed to Detroit practice squad on 11-28-07 ... Signed to Lions roster on 12-31-07 ... Waived by Lions on 5-19-08 ... Re-signed with Lions as free agent on 8-19-08 ... Waived by Lions on 8-31-08 ... Signed to Houston practice squad on 9-17-08 ... Released from Texans practice squad on 9-30-08 ... Re-signed to Texans practice squad on 11-4-08 ... Signed to Texans roster on 12-3-08 ... Waived by Texans on 9-5-09 ... Signed to Texans practice squad on 9-30-09 ... Released from Texans practice squad on 10-6-09 ... Signed with Cincinnati as free agent on 10-13-09 ... Re-signed with Bengals on 3-8-13.

2016 highlights: Played in 13 games (Games 1-10 and 14-16) ... Inactive for Games 11-13, due to groin injury suffered Nov. 20 vs. Buffalo ... Snapped successfully for 78 punts and 70 place kicks ... Six special teams tackles, including two Jan. 1 vs. Baltimore.

Previous seasons: **2007**—Did not play in regular season, opening with Green Bay practice squad and finishing on Detroit practice squad. **2008**—Opened preseason with Detroit, then spent time on Houston's practice squad before being signed to Texans' roster ... Played in Games 13-16 for Houston ... Made NFL debut Dec. 7 at Green Bay and snapped for game-winning FG. **2009**—Spent time on Houston's practice squad before signing with Cincinnati ... Played for Bengals in Games 6-16, plus Wild Card playoff, and handled 105 snaps (44 placekicks, 61 punts). **2010**—Had no unplayable deliveries for Bengals on 135 snaps (72 punts and 63 placekicks) ... Downed two punts on

Dec. 12 at Pittsburgh, including one at Steelers' eight. **2011**—Played in all 16 games and in Wild Card playoff, handling all 169 long snaps (94 punts and 75 placekicks) ... Also had a special teams stop in Wild Card game on 1-7-12 at Houston. **2012**—Played in all 16 Bengals games, plus Wild Card playoff, with 142 successful snaps (81 punts, 61 placekicks) ... In wins Sept. 30 at Jacksonville and Nov. 18 at Kansas City, delivered tight-angled, accurate snaps on fake punts to upback Cedric Peerman, aiding successful fourth-down conversions and setting up Bengals TD later in each drive ... On Dec. 2 at San Diego, downed a punt at Chargers four, helping set up field position for fourth-quarter comeback win. **2013**—Played in Games 1-16 and in Wild Card playoff, with 155 on-target snaps (78 punts and 77 place kicks) ... On Oct. 20 at Detroit, downed punt at Lions six-yard line late in fourth quarter, helping set up field position for eventual game winning FG. **2014**—Played in Games 1-16 and postseason, with 155 successful snaps (81 punts, 74 place kicks) ... Led team with three special teams tackles in Wild Card playoff at Indianapolis ... Teamed with CB Dre Kirkpatrick to down a punt at one-yard line on Sept. 14 vs. Atlanta. **2015**—Played in Games 1-16 and set career-high in special teams tackles (five) ... Also played in Wild Card playoff ... Two special teams stops in playoff-clinching win Nov. 20 at San Francisco.

College: Was a standout TE at Rutgers in addition to handling long-snapping duties ... Three-time first-team All-Big East selection ... Played 48 games from 2003-06, with 42 starts ... Finished career ranked sixth in program history in receptions (143) and receiving yards, and tied for seventh in TDs (11) ... Caught a pass in 38 straight games, registering what was third-longest streak in Big East history ... Had five career games of 100 or more receiving yards.

Personal: Hometown is Manahawkin, N.J. ... Attended Southern Regional High School ... Married (wife Jessica) with two sons, Trent and Troy ... Hobbies include video games, golf, basketball and water sports.

NOTE ABOUT NFL EXPERIENCE: Harris did not earn an accrued year of experience toward NFL free agency in 2007 or '08 because he was not on a 53-player roster, a Reserve/Injured list or a Reserve/Physically Unable to Perform list for the required minimum of six games in either season.

CLARK HARRIS' STATISTICS

YEAR	TEAM	G-S	SPECIAL TEAMS							KICKOFF RETURNS						PUNT RETURNS						
			ST	AT	TT	FF	FR-YDS	BP	BFG	BXP	NO	YDS	AVG	FC	LG	TD	NO	YDS	AVG	FC	LG	TD
2007	Green Bay	0-0																				
	Detroit	0-0																				
2008	Houston	4-0	0	0	0	0	0-0	0	0	0	—	—	—	—	—	—	—	—	—	—	—	—
2009	Houston	0-0																				
	Cincinnati	11-0	1	0	1	0	0-0	0	0	0	—	—	—	—	—	—	—	—	—	—	—	—
2010	Cincinnati	16-0	3	0	3	0	0-0	0	0	0	—	—	—	—	—	—	—	—	—	—	—	—
2011	Cincinnati	16-0	2	1	3	0	0-0	0	0	0	—	—	—	—	—	—	—	—	—	—	—	—
2012	Cincinnati	16-0	4	0	4	0	0-0	0	0	0	—	—	—	—	—	—	—	—	—	—	—	—
2013	Cincinnati	16-0	1	2	3	0	0-0	0	0	0	—	—	—	—	—	—	—	—	—	—	—	—
2014	Cincinnati	16-0	1	0	1	0	0-0	0	0	0	—	—	—	—	—	—	—	—	—	—	—	—
2015	Cincinnati	16-0	4	1	5	0	0-0	0	0	0	—	—	—	—	—	—	—	—	—	—	—	—
2016	Cincinnati	13-0	3	3	6	0	0-0	0	0	0	—	—	—	—	—	—	—	—	—	—	—	—
HOU. TOTALS		4-0	0	0	0	0	0-0	0	0	0	—	—	—	—	—	—	—	—	—	—	—	—
CIN. TOTALS		120-0	19	7	26	0	0-0	0	0	0	—	—	—	—	—	—	—	—	—	—	—	—
CAREER		124-0	19	7	26	0	0-0	0	0	0	—	—	—	—	—	—	—	—	—	—	—	—

POSTSEASON

YEAR	TEAM	G-S	SPECIAL TEAMS							KICKOFF RETURNS						PUNT RETURNS						
			ST	AT	TT	FF	FR-YDS	BP	BFG	BXP	NO	YDS	AVG	FC	LG	TD	NO	YDS	AVG	FC	LG	TD
2009	Cincinnati	1-0	0	0	0	0	0-0	0	0	0	—	—	—	—	—	—	—	—	—	—	—	—
2011	Cincinnati	1-0	1	0	1	0	0-0	0	0	0	—	—	—	—	—	—	—	—	—	—	—	—
2012	Cincinnati	1-0	1	0	1	0	0-0	0	0	0	—	—	—	—	—	—	—	—	—	—	—	—
2013	Cincinnati	1-0	0	0	0	0	0-0	0	0	0	—	—	—	—	—	—	—	—	—	—	—	—
2014	Cincinnati	1-0	1	2	3	0	0-0	0	0	0	—	—	—	—	—	—	—	—	—	—	—	—
2015	Cincinnati	1-0	0	0	0	0	0-0	0	0	0	—	—	—	—	—	—	—	—	—	—	—	—
CAREER		6-0	3	2	5	0	0-0	0	0	0	—	—	—	—	—	—	—	—	—	—	—	—

* NOTE: Harris was on the practice squad for one regular-season game with Green Bay and five regular-season games with Detroit in 2007. In 2009, he was on the practice squad for one regular-season game with Houston.

2016 GAME-BY-GAME																					
DATE	OPPONENT	SPECIAL TEAMS								KICKOFF RETURNS						PUNT RETURNS					
		ST	AT	TT	FF	FR-YDS	BP	BFG	BXP	NO	YDS	AVG	FC	LG	TD	NO	YDS	AVG	FC	LG	TD
9-11	at N.Y. Jets	0	0	0	0	0-0	0	0	0	—	—	—	—	—	—	—	—	—	—	—	
9-18	at Pittsburgh	0	1	1	0	0-0	0	0	0	—	—	—	—	—	—	—	—	—	—	—	
9-25	DENVER	0	0	0	0	0-0	0	0	0	—	—	—	—	—	—	—	—	—	—	—	
9-29	MIAMI	0	1	1	0	0-0	0	0	0	—	—	—	—	—	—	—	—	—	—	—	
10-9	at Dallas	0	0	0	0	0-0	0	0	0	—	—	—	—	—	—	—	—	—	—	—	
10-16	at New England	0	0	0	0	0-0	0	0	0	—	—	—	—	—	—	—	—	—	—	—	
10-23	CLEVELAND	0	0	0	0	0-0	0	0	0	—	—	—	—	—	—	—	—	—	—	—	
10-30	WASHINGTON	1	0	1	0	0-0	0	0	0	—	—	—	—	—	—	—	—	—	—	—	
11-6	— BYE —																				
11-14	at N.Y. Giants	0	0	0	0	0-0	0	0	0	—	—	—	—	—	—	—	—	—	—	—	
11-20	BUFFALO	0	1	1	0	0-0	0	0	0	—	—	—	—	—	—	—	—	—	—	—	
11-27	at Baltimore					INACTIVE						INACTIVE						INACTIVE			
12-4	PHILADELPHIA					INACTIVE						INACTIVE						INACTIVE			
12-11	at Cleveland					INACTIVE						INACTIVE						INACTIVE			
12-18	PITTSBURGH	0	0	0	0	0-0	0	0	0	—	—	—	—	—	—	—	—	—	—	—	
12-24	at Houston	0	0	0	0	0-0	0	0	0	—	—	—	—	—	—	—	—	—	—	—	
1-1	BALTIMORE	2	0	2	0	0-0	0	0	0	—	—	—	—	—	—	—	—	—	—	—	
TOTALS		3	3	6	0	0-0	0	0	0	—	—	—	—	—	—	—	—	—	—	—	



HEWITT, RYAN

H-B #89

Height: 6-4
Weight: 255
College: Stanford
Experience: 4th-year player in 2017

2016 games-starts: 16-11
Career games-starts: 47-34
Born: 1-24-91
Hometown: Denver, Colo.
Acquired: CFA'14

Undrafted out of Stanford, Hewitt signed with Cincinnati as college free agent for 2014 and quickly became key figure in offense as No. 1 H-back ... Has played in 48 of a possible 50 career games (including postseason), with 35 starts ... Was lone CFA to make Bengals 2014 season-opening roster ... Has 20 career catches ... Began at Stanford as a TE, but converted to FB early in career.

Career transactions: Signed with Cincinnati as college free agent on 5-12-14 ... Signed contract extension with Bengals on 8-2-16.

2016 highlights: Played in Games 1-16, with 11 starts ... Posted two receptions for 13 yards, a five-yarder Nov. 27 at Baltimore and an eight-yarder on Dec. 24 at Houston ... Aided five games of 140 or more rushing yards, including 271 on Oct. 23 vs. Cleveland.

Previous seasons: **2014**—Started 11 games, plus Wild Card playoff, and played in every game ... In addition to blocking duties, had 10 receptions for 86 yards and one rush for no gain ... Made a seven-yard catch to convert a third down late in game on Nov. 2 vs. Jacksonville, and had a key block on HB Jeremy Hill's game-changing 60-yard TD run ... Caught three-for-34 on Dec. 14 at Cleveland and threw key block on Jeremy Hill 16-yard TD run ... Caught three-for-31, including a season-long 19-yard reception, on Dec. 28 at Pittsburgh ... Aided rushing outputs of 244 yards at Cleveland and 207 on Dec. 22 vs. Denver as Bengals won Games 14-15 to clinch playoff berth. **2015**—Played in Games 1-15, with 12 starts ... Due to knee injury suffered Dec. 28 at Denver, was inactive

for Game 16 and Wild Card playoff ... Eight receptions for 99 yards on the season ... Supported a second straight sack-free game Sept. 20 vs. San Diego, with 175-yard rushing output ... On Oct. 4 vs. Kansas City, helped Bengals post first game in franchise history with more than 300 net passing yards (321) and four rushing TDs, and credited with a key block on Giovani Bernard 13-yard TD run ... Helped aid Bengals offense to 17 fourth-quarter points in comeback win on Oct. 11 vs. Seattle ... One reception for 22 yards Nov. 1 at Pittsburgh ... Caught two-for-29 on Nov. 29 vs. St. Louis.

College: Played four seasons (2010-13) at Stanford, appearing in 51 games (29 starts) ... Redshirt year in 2009 ... Played in 2014 season Senior Bowl ... Career totals of 473 receiving yards and 73 as a rusher, where he was effective in short-yardage situations ... Began at Stanford as a tight end, but converted to fullback early in career ... Had 11-yard catch vs. Michigan State in 2014 Rose Bowl ... Won Stanford's "Team Technician" award as senior ... As a junior, was a primary blocker for RB Stephan Taylor's school-record season of 1530 rushing yards.

Personal: Hometown is Denver, Colo. ... Attended Mullen High School, where he was a Denver Post and Rocky Mountain News First-Team All-State selection ... Helped Mullen to 2008 5A state championship, winning team Offensive MVP award and serving as team captain ... Three-year varsity letter winner in prep basketball ... Majored at Stanford in science, technology and society ... Enjoys skiing ... Last name is pronounced "HUE-it."

RYAN HEWITT'S STATISTICS

YEAR	TEAM	G-S	RECEIVING					RUSHING					SCORING					
			NO	YDS	AVG	LG	TD	ATT	YDS	AVG	LG	TD	TD	TD-R	TD-P	TD-Rt	2-PIC	PTS
2014	Cincinnati	16-11	10	86	8.6	19	0	1	0	0.0	0	0	—	—	—	—	—	—
2015	Cincinnati	15-12	8	99	12.4	22	0	0	0	—	—	0	—	—	—	—	—	—
2016	Cincinnati	16-11	2	13	6.5	8	0	0	0	—	—	0	—	—	—	—	—	—
CAREER		47-34	20	198	9.9	22	0	1	0	0.0	0	0	—	—	—	—	—	—

YEAR	TEAM	SPECIAL TEAMS					KICKOFF RETURNS					PUNT RETURNS									
		ST	AT	TT	FF	FR-YDS	BP	BFG	BXP	NO	YDS	AVG	FC	LG	TD	NO	YDS	AVG	FC	LG	TD
2014	Cincinnati	2	1	3	0	0-0	0	0	0	—	—	—	—	—	—	—	—	—	—	—	—
2016	Cincinnati	2	0	2	0	0-0	0	0	0	—	—	—	—	—	—	—	—	—	—	—	—
CAREER		4	1	5	0	0-0	0	0	0	—	—	—	—	—	—	—	—	—	—	—	—


RECEIVING SINGLE-GAME HIGHS: RECEPTIONS—3 (two times; most recently on 12-28-14 at Pittsburgh). YARDS—34 (12-14-14 at Cleveland). LONG—22 (11-1-15 at Pittsburgh). TOUCHDOWNS—(none).

POSTSEASON

YEAR	TEAM	G-S	RECEIVING					RUSHING					SCORING								
			NO	YDS	AVG	LG	TD	ATT	YDS	AVG	LG	TD	TD	TD-R	TD-P	TD-Rt	2-PIC	PTS			
2014	Cincinnati	1-1	3	37	12.3	14	0	—	—	—	—	—	—	—	—	—	—	—	—	—	
2015	Cincinnati	0-0	DID NOT PLAY*					DID NOT PLAY*					DID NOT PLAY*								
CAREER		1-1	3	37	12.3	14	0	—	—	—	—	—	—	—	—	—	—	—	—	—	—

YEAR	TEAM	SPECIAL TEAMS					KICKOFF RETURNS					PUNT RETURNS									
		ST	AT	TT	FF	FR-YDS	BP	BFG	BXP	NO	YDS	AVG	FC	LG	TD	NO	YDS	AVG	FC	LG	TD
2014	Cincinnati	1	0	1	0	0-0	0	0	0	—	—	—	—	—	—	—	—	—	—	—	—
CAREER		1	0	1	0	0-0	0	0	0	—	—	—	—	—	—	—	—	—	—	—	—

* NOTE: Hewitt was inactive for one postseason game with Cincinnati in 2015.



HILL, JEREMY

HB #32

Height: 6-1
Weight: 230
College: Louisiana State
Experience: 4th-year player in 2017

2016 games-starts: 15-13
Career games-starts: 47-36
Born: 10-20-92
Hometown: Baton Rouge, La.
Acquired: D2'14

Fourth-year pro led '16 team in TDs (nine) and rushing yards (839), and ranked first in yards from scrimmage (1013) ... Has scored 32 TDs in 49 Bengals games (including postseason) ... Rushed for 168 yards on just nine carries in Game 7 vs. Cleveland, most rushing yards in Bengals history by a player with fewer than 10 carries, surpassing Essex Johnson, who was eight-for-113 in 1971 vs. Philadelphia ... Hill's 192 scrimmage yards vs. Cleveland (including 24 receiving) were most in a game by a Bengal on the season ... His 12 TDs in '15 season were most by a Bengals RB since Rudi Johnson (12) in 2006 ... Rushed for 1124 yards as a rookie in 2014.

Career transactions: Selected by Cincinnati in second round of 2014 NFL Draft (55th overall) ... Signed with Bengals on 5-27-14.

Tied for tops in rush TDs since '14: Hill has scored 29 regular-season rushing TDs in his career (2014-present), tied with New England's LeGarrette Blount for tops in the NFL over that span. DeMarco Murray of Tennessee is second at 28.

Hill handles pigskin with care: No player in the NFL in 2016 had as many touches as Hill (243) without any fumbles. The second-most touches without a fumble was posted by Minnesota RB Jerick McKinnon, at 202. Hill's fumble-free touches included 222 rushes and 21 receptions, and the 243 total was the most ever by a Bengal. The previous best effort was 238 by HB Rudi Johnson in 2003.

2016 highlights: Played in Games 1-15, with 13 starts ... Inactive for Game 16 due to a knee injury, his first missed game in 50 opportunities (including postseason) ... Led team in rushing yards (222-for-839, 3.8) and in TDs (nine, all rushing) ... Also logged 21 receptions for 174 yards (8.3) ... Rushed 17-for-97, with a 50-yarder, on Sept. 25 vs. Denver, and scored on runs of three and four yards ... His nine-for-168 rushing Oct. 23 vs. Cleveland included a 74-yard TD ... Rushed 20-for-76 on Oct. 30 vs. Washington in London, including a one-yard TD in fourth quarter to give Bengals 27-24 lead ... Rushed 15-for-46 on Nov. 14 at N.Y. Giants, with nine-yard TD in third quarter ... Career-best and team-leading six receptions Nov. 27 at Baltimore, for 61 yards (second-most in his career) ... Rushed 25-for-111 on Dec. 11 at Cleveland, with a one-yard TD, and caught three-for-31 ... Rushed seven-for-eight Dec. 24 at Houston, limited with a knee strain that would keep him out for season finale.

Previous seasons: 2014—Played in Games 1-16, with eight starts ... Also started in Wild Card playoff ... Led team in rushing yards (1124), scrimmage yards (1339) and TDs (nine) ... Named to Pro Football Writers Association All-Rookie team ... Had pair of 150-yard rushing games, joining Paul Robinson (1968) as the only Bengals to record two as rookies ... First Bengals rookie with at least 1000 rushing yards in a season since Corey Dillon in 1997, and finished five yards shy of Dillon's franchise rookie record of 1129 ... In

addition to rushing yards, caught 27-for-215 ... Over the last nine weeks (Weeks 9-17), was the NFL's leading rusher, posting 929 of his 1124 total rushing yards during that span, and the 929 was best by more than 100 yards ... Named NFL's Fed-Ex Ground Player of the Week for Nov. 2 Jacksonville, rushing 24-for-154 (6.4) with two TDs and adding one catch for nine yards ... Second TD vs. Jacksonville came 60-yard rush in fourth quarter, one play after Jaguars had cut Bengals lead to three ... Rushed 27-for-152 and had one catch for 13 yards on Nov. 16 at New Orleans ... Named AFC Offensive Player of the Week for performance Dec. 14 at Cleveland, when he rushed 25-for-148 (5.9) with two TDs ... Rushed 22-for-147 (6.7) on Dec. 22 vs. Denver, and his 85-yard TD run (career-long through 2016) in first quarter helped Bengals recover early from a 7-0 deficit due to a Denver pick-six ... Rushed 23-for-100 on Dec. 28 at Pittsburgh, logging fifth 100-yard rushing game on the season ... Scored Cincinnati's only TD in Wild Card playoff loss at Indianapolis, on a one-yard run. 2015—Rushed 223-for-794 (led team), with 15-for-79 receiving ... Had 11 rushing TDs and one receiving TD, and tied for eighth in NFL in total TDs (12) ... Rushed 19-for-63 with two TDs Sept. 13 at Oakland, scoring on three-yard run in first quarter and two-yard run in second quarter ... On Oct. 4 vs. Kansas City, became first Bengal with three rushing TDs in a game since Kenny Watson in 2007 vs. Jets ... Led team in scrimmage yards (100) Nov. 29 vs. St. Louis, rushing 16-for-86 (5.4), with a 14-yard reception ... Held to 31 yards on 19 carries Dec. 20 at San Francisco, but had a pair of one-yard rushing TDs ... Totaled team high 16-for-96 rushing Jan. 3 vs. Baltimore, with 38-yard TD run (team's longest rush of season), and two catches for 19 yards, for personal season-best 115 yards from scrimmage ... Led team in scrimmage yards (77) in Wild Card playoff vs. Pittsburgh, but had key fumble (lost) in fourth quarter.

College: Played two seasons at LSU (2012-13), appearing in 23 games with 16 starts ... Rushed 345-for-2156 (6.3) and had 26 receptions for 254 yards (9.8) ... Rushed for 100 or more yards in 11 of his 23 games ... His 6.3 per-rush average ranked third in Southeastern Conference history, behind on Auburn's Bo Jackson (6.62) and Alabama's Bobby Marlow (6.27) ... Helped team to a 20-6 record ... Had six rushes of 50 or more yards in '13 ... Though he started just 16 games, his 28 rushing TDs ranked seventh in school history ... Had only one fumble in 371 career touches, and Tigers recovered it ... His 6.90 per-rush average in '13 established an SEC season record (minimum 200 carries), topping 6.79 by former Bengal Garrison Hearst of Georgia in 1992.

Personal: Hometown is Baton Rouge, La. ... Played at Redemptorist High School, where as a senior in 2010, he rushed 302-for-2260 (7.48) with 36 TDs and was named a Parade All-American ... Earned Class 3A All-State honors in both 2009 and '10 ... Sports administration major at LSU ... Is working to establish his own foundation, which will focus on eradicating homelessness and assisting children with special needs, including providing Bengals game experiences to terminally ill children ... Favorite hobby is walking and running his two dogs (Shaq, a pit bull, and Kobe, a Rottweiler).

JEREMY HILL'S STATISTICS

YEAR	TEAM	G-S	RUSHING						RECEIVING					SCORING					
			ATT	YDS	AVG	LG	TD	NO	YDS	AVG	LG	TD	TD	TD-R	TD-P	TD-Rt	2-PtC	PTS	
2014	Cincinnati	16-8	222	1124	5.1	85t	9	27	215	8.0	38	0	9	9	0	0	0	0	54
2015	Cincinnati	16-15	223	794	3.6	38t	11	15	79	5.3	14	1	12	11	1	0	1	74	
2016	Cincinnati	15-13	222	839	3.8	74t	9	21	174	8.3	25	0	9	9	0	0	0	54	
CAREER		47-36	667	2757	4.1	85t	29	63	468	7.4	38	1	30	29	1	0	1	182	

RUSHING SINGLE-GAME HIGHS: ATTEMPTS—27 (11-16-14 at New Orleans). YARDS—168 (10-23-16 at Cleveland). LONG—85t (12-22-14 vs. Denver). TOUCHDOWNS—3 (10-4-15 vs. Kansas City).


RECEIVING SINGLE-GAME HIGHS: RECEPTIONS—6 (11-27-16 at Baltimore). YARDS—68 (10-5-14 at New England). LONG—38 (10-5-14 at New England). TOUCHDOWNS—1 (10-18-15 at Buffalo).

POSTSEASON

YEAR	TEAM	G-S	RUSHING						RECEIVING					SCORING					
			ATT	YDS	AVG	LG	TD	NO	YDS	AVG	LG	TD	TD	TD-R	TD-P	TD-Rt	2-PtC	PTS	
2014	Cincinnati	1-1	13	47	3.6	18	1	0	0	—	—	0	1	1	0	0	0	0	6
2015	Cincinnati	1-1	12	50	4.2	38	1	3	27	9.0	13	0	1	1	0	0	0	0	6
CAREER		2-2	25	97	3.9	38	2	3	27	9.0	13	0	2	2	0	0	0	0	12

CAREER GAME-BY-GAME

DATE	OPPONENT	RUSHING					RECEIVING				
		ATT	YDS	AVG	LG	TD	NO	YDS	AVG	LG	TD
2014 / CINCINNATI											
9-7	at Baltimore	4	19	4.8	8	0	0	0	—	—	0
9-14	ATLANTA	15	74	4.9	13	1	2	22	11.0	18	0
9-21	TENNESSEE	7	39	5.6	12	1	0	0	—	—	0
9-28	— BYE —										
10-5	at New England	2	1	0.5	5	0	3	68	22.7	38	0
10-12	CAROLINA	8	22	2.8	5	1	4	13	3.3	7	0
10-19	at Indianapolis	4	15	3.8	11	0	0	0	—	—	0
10-26	BALTIMORE	10	25	2.5	5	0	4	28	7.0	15	0
11-2	JACKSONVILLE	24	154	6.4	60t	2	1	9	9.0	9	0
11-6	CLEVELAND	12	55	4.6	13	0	1	6	6.0	6	0
11-16	at New Orleans	27	152	5.6	62	0	1	13	13.0	13	0
11-23	at Houston	18	87	4.8	30	1	1	9	9.0	9	0
11-30	at Tampa Bay	13	40	3.1	12	0	4	12	3.0	6	0
12-7	PITTSBURGH	8	46	5.8	15	0	3	21	7.0	15	0
12-14	at Cleveland	25	148	5.9	21	2	1	4	4.0	4	0
12-22	DENVER	22	147	6.7	85t	1	0	0	—	—	0
12-28	at Pittsburgh	23	100	4.3	22	0	2	10	5.0	6	0
Postseason											
1-4	at Indianapolis	13	47	3.6	18	1	0	0	—	—	0
2015 / CINCINNATI											
9-13	at Oakland	19	63	3.3	11	2	0	0	—	—	0
9-20	SAN DIEGO	10	39	3.9	9	0	1	2	2.0	2	0
9-27	at Baltimore	12	21	1.8	6	0	0	0	—	—	0
10-4	KANSAS CITY	9	40	4.4	10	3	0	0	—	—	0
10-11	SEATTLE	8	13	1.6	5	0	1	12	12.0	12	0
10-18	at Buffalo	16	56	3.5	10	0	1	13	13.0	13t	1
10-25	— BYE —										
11-1	at Pittsburgh	15	60	4.0	15	0	1	8	8.0	8	0
11-5	CLEVELAND	15	52	3.5	13	0	1	0	0.0	0	0
11-16	HOUSTON	7	15	2.1	6	0	3	5	1.7	5	0
11-22	at Arizona	13	45	3.5	9	2	0	0	—	—	0
11-29	ST. LOUIS	16	86	5.4	15	0	1	14	14.0	14	0
12-6	at Cleveland	22	98	4.5	17	1	0	0	—	—	0
12-13	PITTSBURGH	7	16	2.3	12	0	2	8	4.0	5	0
12-20	at San Francisco	19	31	1.6	9	2	0	0	—	—	0
12-28	at Denver	19	63	3.3	14	0	2	-2	-1.0	2	0
1-3	BALTIMORE	16	96	6.0	38t	1	2	19	9.5	13	0
Postseason											
1-9	PITTSBURGH	12	50	4.2	38	1	3	27	9.0	13	0
2016 / CINCINNATI											
9-11	at N.Y. Jets	9	31	3.4	12t	1	0	0	—	—	0
9-18	at Pittsburgh	11	22	2.0	5	0	3	37	12.3	25	0
9-25	DENVER	17	97	5.7	50	2	0	0	—	—	0
9-29	MIAMI	21	71	3.4	19	0	0	0	—	—	0
10-9	at Dallas	4	12	3.0	8	0	0	0	—	0	0
10-16	at New England	13	38	2.9	8	0	1	3	3.0	3	0
10-23	CLEVELAND	9	168	18.7	74t	1	2	24	12.0	13	0
10-30	WASHINGTON	20	76	3.8	12	1	1	-3	-3.0	-3	0
11-6	— BYE —										
11-14	at N.Y. Giants	15	46	3.1	9	1	0	0	—	—	0
11-20	BUFFALO	16	62	3.9	20	0	2	1	0.5	3	0
11-27	at Baltimore	12	21	1.8	7	0	6	61	10.2	24	0
12-4	PHILADELPHIA	23	33	1.4	7	1	2	12	6.0	8	0
12-11	at Cleveland	25	111	4.4	11	1	3	31	10.3	18	0
12-18	PITTSBURGH	20	43	2.2	12	1	1	8	8.0	8	0
12-24	at Houston	7	8	1.1	4	0	0	0	—	—	0
1-1	BALTIMORE			INACTIVE					INACTIVE		



HOPKINS, TREY

G #66

Height: 6-3
Weight: 310
College: Texas
Experience: 2nd-year player in 2017

2016 games-starts: 1-0
Career games-starts: 1-0
Born: 7-6-92
Hometown: Houston, Texas
Acquired: CFA'14

Hopkins opened the 2016 regular season on the roster before being moved to the practice squad, and then was moved back to roster for Game 16 ... Joined Bengals in 2014 as a college free agent ... A two-time All-Big 12 selection at Texas, he had starts at both G and OT.

Career transactions: Signed with Cincinnati as college free agent on 5-12-14 ... Waived by Bengals on 9-5-15 ... Signed to Bengals practice squad on 9-6-15 ... Signed to Bengals roster on 1-11-16 ... Waived by Bengals on 9-3-16 ... Re-signed with Bengals on 9-4-16 ... Waived by Bengals on 9-15-16 ... Signed to Bengals practice squad on 9-16-16 ... Signed to Bengals roster on 12-31-16.

2016 recap: Inactive Sept. 11 at N.Y. Jets ... On practice squad for Games 2-15 ... Re-signed to roster prior to season finale and made NFL debut Jan. 1 vs. Baltimore, playing 10 snaps on offense and five on special teams ... Played all four preseason games, with start at LOT in Game 4.

Previous seasons: **2014**—Played in three preseason games, with one start at LG ... Suffered leg injury Aug. 24 at Arizona ... Placed on Reserve/Injured list Aug. 30. **2015**—Missed first two preseason games with leg injury, but played in the last two ... On practice squad for Games 1-16 and Wild Card playoff.

College: Played four seasons (2010-13) at Texas, appearing in 50 games with 42 starts (28 starts at LG, 14 at ROT) ... Two-time All-Big 12 selection, and earned first-team honors at G in 2013 from Associated Press, Sporting News and ESPN.com ... Started all 13 games in 2013, 12 at LG and one at ROT), and helped offense average 196.2 yards rushing yards per game while allowing just 16 sacks ... Started all 13 games at ROT as a sophomore and helped offense average 202.6 rushing yards and 392.5 yards total offense.

Personal: Hometown, and also offseason residence, is Houston, Texas ... Attended North Shore High School, where he was All-American, all-state, all-area and two-time first-team all-district as a senior ... 2011 Academic All-Big 12 first team selection and named to Big 12 Commissioner's Honor Roll (Spring 2011) ... Plays saxophone and clarinet ... Other hobbies include playing Xbox ... Returned to University of Texas following 2014 season to work on completing his bachelor's degree.

NOTE ABOUT NFL EXPERIENCE: Hopkins did not earn an accrued year of experience toward NFL free agency in 2015 or '16 because he was not on a 53-player roster, a Reserve/Injured list or a Reserve/Physically Unable to Perform list for the required minimum of six games in either season.

TREY HOPKINS' STATISTICS

GAMES-STARTS			
YEAR	TEAM	GAMES	STARTS
2014	Cincinnati.....		*DID NOT PLAY
2015	Cincinnati.....		*DID NOT PLAY
2016	Cincinnati.....	1	0
CAREER		1	0

POSTSEASON

GAMES-STARTS			
YEAR	TEAM	GAMES	STARTS
2014	Cincinnati.....		*DID NOT PLAY
2015	Cincinnati.....		*DID NOT PLAY
CAREER		0	0

* NOTE: Hopkins was on the Reserve/Injured list for 16 regular-season games and one postseason game with Cincinnati in 2014. In 2015, he was on the practice squad for 16 regular-season games and one postseason with Cincinnati.



HUBER, KEVIN

P #10

Height: 6-1
Weight: 210
College: Cincinnati
Experience: 9th-year player in 2017

2016 games-starts: 16-0
Career games-starts: 126-0
Born: 7-16-85
Hometown: Cincinnati, Ohio
Acquired: D5'09

Cincinnati native has played in 130 of last 132 Bengals games (including postseason), establishing strong presence in team record book ... In 2014 he was an initial-ballot Pro Bowl selection after re-setting records he already held for season gross and net averages ... Also holds franchise career marks for gross average (45.0) and net (39.8) ... Has Bengals' best career ratio for inside-20s to touchbacks (205-56, 3.7-to-1) ... Shares franchise record for longest punt (75) ... Has been reliable holder on place kicks for his entire Bengals career.

Career transactions: Selected by Cincinnati in fifth round of 2009 NFL Draft (142nd overall) ... Signed with Bengals on 7-16-09 ... Re-signed with Bengals on 3-8-13.

Pro Bowl participation: Has played in one game, the 2014 season contest in Glendale, Ariz., helping Team Irvin secure victory with late 56-yard punt that pinned Team Carter at its three-yard line.

2016 highlights: Played in Games 1-16, averaging 46.3 yards gross and 39.5 net ... Posted 23 inside-20s against eight touchbacks ... On Sept. 18 at Pittsburgh, averaged 45.2 gross and 40.2 net on nine punts, with three inside-20s and no TBs ... On Oct. 30 vs. Washington in London, had season-best 52.2 gross yards on five punts ... Strong numbers on seven punts Nov. 14 at N.Y. Giants, averaging 48.0 gross and 42.3 net, with two inside-20s and no touchbacks, including one kick downed at Giants one ... Had a kick downed at the one for the second straight game on Nov. 20 vs. Buffalo, and had one additional inside-20, with no touchbacks ... Had his season-long punt (72 yards) on Dec. 11 at Cleveland, and one of his two inside-20s was downed at the two ... Posted season-best net average (45.3) on three kicks on Dec. 18 vs. Pittsburgh ... Eight punts for a 45.8 average and 41.8 net on Dec. 24 at Houston, with three inside-20s and no touchbacks.

Previous seasons: **2009**—First kicking specialist taken in 2009 draft ... Rookie's 43.2-yard gross average tied Bengals' second-best since 1999 ... Had 36.3 net average, and in 10 previous seasons, only once did a Bengals punter better that mark ... Had 24 inside-20 kicks and only 10 touchbacks ... Made regular-season debut Sept. 13 vs. Denver, averaging 39.7 yards on seven punts, with season-best five inside-20 ... Had two key punts in second half of Sept. 20 win at Green Bay, a 48-yarder that went out of bounds at Green Bay four and a 56-yarder to Packers 26. **2010**—Averaged 42.1 yards per punt (38.2 net), with 28 inside-20s and six touchbacks ... Had only one touchback in last 11 games ... Helped Bengals control field position all day in win Sept. 26 at Carolina, as five of his six punts were downed inside-20 (tied career high), including three inside the five ... All three punts on Oct. 3 at Cleveland were inside-20s ... On Nov. 8 vs. Pittsburgh, had punt downed at Steelers' one but also suffered only career blocked punt, due to protection breakdown. **2011**—Averaged 44.2 yards on career-high 91 punts, and 39.2 net was second-best for a Bengals season at that time ... Played all 16 games and in Wild Card playoff ... His 4023 total punting yards set Bengals record, surpassing Lee Johnson's 3954 in 1993 ... Had punt downed at two-yard line Oct. 9 at Jacksonville, helping set up field position for offense's game-winning TD drive ... Averaged 45.3 yards on seven punts in key win Dec. 4 at Pittsburgh, along with season-best four inside-20s and no touchbacks. **2012**—Led NFL in punts downed inside five-yard line (11) ... Averaged 46.6 gross yards and 42.0 net on 76 punts, both averages Bengals records at the time ... Had 33 inside-20 kicks and just seven touchbacks, and his plus-26 differential ranked tied for sixth in NFL ... In Bengals' playoff-clinching win Dec. 23 at Pittsburgh, averaged 52.7 yards on six punts

(48.3 net), and his four inside-20s included one out of bounds at Steelers two ... In Wild Card playoff at Houston, averaged 46.6 yards on five kicks (43.8 net), with three inside-20s and no touchbacks. **2013**—Played in Games 1-14 before missing last two games and Wild Card playoff, due to jaw and neck injuries suffered Dec. 15 at Pittsburgh ... Had crucial play in Oct. 6 win vs. New England, a 57-yard punt into strong winds and heavy rain late in fourth quarter ... Named AFC Special Teams Player of the Week on Dec. 1 at San Diego, after punting for career-high gross and net averages (both 55.5), with two inside-20s, no touchbacks and no return yards allowed ... Also vs. San Diego, tied Kyle Larson's club record for longest punt (75) ... Finished season with gross average of 45.2, and his 40.5 net ranked eighth in NFL ... Had 24-inside-20 kicks, with just four touchbacks ... No touchbacks on Sept. 29 vs. Cleveland, and his three inside-20s forced Browns to start drives from their five, eight and nine-yard lines ... Had three inside-20 kicks among his five punts Oct. 13 at Buffalo, including overtime kick that pinned Bills at their seven, helping set up field position for game-winning FG ... On Oct. 20 at Detroit, had 47.0 net on four punts, with one kick downed at Lions six with 1:52 remaining, setting up field position for Bengals game winning FG. **2014**—Ranked fourth in NFL in gross average (46.8) and fifth in net (42.1), re-setting records he had posted in 2012 ... Selected in initial voting for Pro Bowl, and earned first-team All-Pro honors from Sporting News ... Had 27 inside-20 kicks and six touchbacks ... On Sept. 21 vs. Tennessee averaged 49.3 gross and had three inside-20 kicks, downed at the two, 11 and four, two of which helped set up early scores ... Punted 11 times for 558 total yards Oct. 19 at Indianapolis, tying franchise record for punts in a game and setting record for yards ... Four inside-20s and no touchbacks on Nov. 23 at Houston ... In Wild Card playoff at Indianapolis, punted eight times for 47.5 gross and 43.1 net, with three inside-20s and no touchbacks. **2015**—Appeared in all 16 games and in Wild Card playoff ... Averaged 53.7 gross and 47.0 net on three punts Sept. 20 vs. San Diego, with two inside-20s and one touchback ... On Oct. 4 vs. Kansas City, had longest punt of season, 67-yarder downed at Chiefs' seven, and in fourth quarter had 42-yarder downed at one ... On Nov. 1 at Pittsburgh, had three inside-20s (no touchbacks), forcing Pittsburgh drive starts at five-, 17- and eight-yard lines ... Three inside-20s and no TBs in Wild Card playoff vs. Pittsburgh.

Cincinnati all the way: Huber is only the second player drafted by the Bengals who grew up in Cincinnati and attended both high school and college in the Queen City. He attended McNicholas High School before enrolling at the University of Cincinnati. The first such player was RB Clem Turner, a fourth-round draftee in 1969 who went to Woodward High and then UC. Turner played for the Bengals only in '69, and he also played for Denver from '70-72.

College: Played four seasons (2005-08) at Cincinnati, with 117 of his 124 punts coming in his last two campaigns ... Led the nation in net punting average in both 2007 and '08, and as a junior in '07, his 46.9-yard gross average made him the first UC player to win the official national punting title ... Averaged 45.5 gross yards for his career, becoming eighth player in Division I/FBS history to average 45.0 yards or more for his career ... Had 47 inside-20 kicks for his career, with just 14 touchbacks ... Redshirted (did not play) in 2004.

Personal: Hometown is Cincinnati ... Attended McNicholas High School, where he was a three-time all-league selection ... Finance major at University of Cincinnati, twice earning Commissioner's Honor Roll when Bearcats played in Conference USA ... Later made the Big East All-Academic team ... Married (wife Mindi) ... Favorite hobby is golf, and also enjoys snow skiing.

KEVIN HUBER'S STATISTICS

YEAR	TEAM	G-S	PUNTING										SPECIAL TEAMS							
			NO	YDS	AVG	OPP RET	RET YDS	NET	TB	IN-20	LG	BLK	ST	AT	TT	FF	FR-YDS	BP	BFG	BXP
2009	Cincinnati	16-0	86	3713	43.2	39	393	36.3	10	24	61	0	2	0	2	0	0-0	0	0	0
2010	Cincinnati	16-0	71	2992	42.1	26	124	38.2	6	28	72	1	0	0	0	0	0-0	0	0	0
2011	Cincinnati	16-0	91	4023	44.2	38	273	39.2	9	24	71	0	0	0	0	0	0-0	0	0	0
2012	Cincinnati	16-0	76	3540	46.6	27	210	42.0	7	33	69	0	0	0	0	0	0-0	0	0	0
2013	Cincinnati	14-0	66	2982	45.2	25	229	40.5	4	24	75	0	0	0	0	0	0-0	0	0	0
2014	Cincinnati	16-0	73	3419	46.8	30	226	42.1	6	27	69	0	0	0	0	0	0-0	0	0	0
2015	Cincinnati	16-0	68	3116	45.8	32	203	40.5	6	22	67	1	1	0	1	0	0-0	0	0	0
2016	Cincinnati	16-0	78	3613	46.3	38	369	39.5	8	23	72	0	0	0	0	0	0-0	0	0	0
CAREER		126-0	609	27,398	45.0	255	2027	39.7	56	205	75	2	3	0	3	0	0-0	0	0	0

YEAR	TEAM	PASSING								RUSHING				
		ATT	CMP	YDS	TD	INT	LG	SKD-YDS	RAT	ATT	YDS	AVG	LG	TD
2009	Cincinnati	—	—	—	—	—	—	—	—	1	0	0.0	0	0
2012	Cincinnati	—	—	—	—	—	—	—	—	1	-1	-1.0	-1	0
2013	Cincinnati	—	—	—	—	—	—	—	—	1	0	0.0	0	0
CAREER		—	—	—	—	—	—	—	—	3	-1	-0.3	0	0

PUNTING SINGLE-GAME HIGHS: NUMBER—11 (10-19-14 at Indianapolis). YARDS—558 (10-19-14 at Indianapolis). AVERAGE (minimum four punts)—55.5 (12-1-13 at San Diego). NET AVERAGE (minimum four punts)—55.5 (12-1-13 at San Diego). INSIDE-20s—5 (two times; most recently on 9-26-10 at Carolina). LONG—75 (12-1-13 at San Diego).

POSTSEASON

YEAR	TEAM	G-S	PUNTING										SPECIAL TEAMS							
			NO	YDS	AVG	OPP RET	RET YDS	NET	TB	IN-20	LG	BLK	ST	AT	TT	FF	FR-YDS	BP	BFG	BXP
2009	Cincinnati	1-0	4	192	48.0	2	26	36.5	1	0	56	0	—	—	—	—	—	—	—	—
2011	Cincinnati	1-0	3	145	48.3	3	12	44.3	0	1	55	0	—	—	—	—	—	—	—	—
2012	Cincinnati	1-0	5	233	46.6	2	14	43.8	0	3	53	0	—	—	—	—	—	—	—	—
2013	Cincinnati	0-0	DID NOT PLAY*										DID NOT PLAY*							
2014	Cincinnati	1-0	8	380	47.5	5	35	43.1	0	3	62	0	—	—	—	—	—	—	—	—
2015	Cincinnati	1-0	6	255	42.5	2	8	41.2	0	3	51	0	—	—	—	—	—	—	—	—
CAREER		5-0	26	1205	46.3	14	95	41.9	1	10	62	0	—	—	—	—	—	—	—	—


* NOTE: Huber was on the Reserve/Injured list for one postseason game with Cincinnati in 2013.

CAREER GAME-BY-GAME

DATE	OPPONENT	PUNTING									
		NO	YDS	AVG	OPP RET	RET YDS	NET	TB	IN-20	LG	BLK
2009 / CINCINNATI											
9-13	DENVER	7	278	39.7	3	17	37.3	0	5	55	0
9-20	at Green Bay	4	185	46.3	0	0	41.3	1	2	61	0
9-27	PITTSBURGH	5	204	40.8	0	0	36.8	1	1	54	0
10-4	at Cleveland	9	406	45.1	6	120	31.8	0	2	57	0
10-11	at Baltimore	4	160	40.0	2	1	39.8	0	1	50	0
10-18	HOUSTON	7	335	47.9	5	47	41.1	0	1	58	0
10-25	CHICAGO	1	36	36.0	0	0	36.0	0	0	36	0
11-1	— BYE —										
11-8	BALTIMORE	5	232	46.4	3	12	40.0	1	1	51	0
11-15	at Pittsburgh	4	166	41.5	2	30	34.0	0	1	50	0
11-22	at Oakland	4	199	49.8	3	17	40.5	1	0	54	0
11-29	CLEVELAND	6	252	42.0	0	0	38.7	1	4	52	0
12-6	DETROIT	4	176	44.0	2	21	33.8	1	2	54	0
12-13	at Minnesota	7	287	41.0	5	60	32.4	0	0	48	0
12-20	at San Diego	5	233	46.6	3	5	37.6	2	0	50	0
12-27	KANSAS CITY	7	289	41.3	1	4	35.0	2	2	55	0
1-3	at N.Y. Jets	7	275	39.3	4	59	26.7	0	2	54	0
Postseason											
1-9	vs. N.Y. Jets	4	192	48.0	2	26	36.5	1	0	56	0
2010 / CINCINNATI											
9-12	at New England	3	139	46.3	1	4	38.3	1	0	57	0
9-19	BALTIMORE	8	353	44.1	5	31	37.8	1	0	59	0
9-26	at Carolina	6	249	41.5	0	0	38.2	1	5	51	0
10-3	at Cleveland	3	116	38.7	0	0	38.7	0	3	50	0
10-10	TAMPA BAY	6	308	51.3	2	17	41.8	2	1	72	0
10-17	— BYE —										
10-24	at Atlanta	3	125	41.7	0	0	41.7	0	2	47	0
10-31	MIAMI	9	359	39.9	4	28	36.8	0	3	61	0
11-8	PITTSBURGH	4	166	41.5	1	0	33.2	0	1	50	1
11-14	at Indianapolis	4	161	40.3	2	5	39.0	0	4	52	0
11-21	BUFFALO	2	71	35.5	0	0	35.5	0	0	48	0
11-25	at N.Y. Jets	7	290	41.4	4	10	40.0	0	2	57	0
12-5	NEW ORLEANS	2	113	56.5	1	2	55.5	0	2	58	0
12-12	at Pittsburgh	5	217	43.4	2	1	39.2	1	1	67	0
12-19	CLEVELAND	1	34	34.0	0	0	34.0	0	1	34	0
12-26	SAN DIEGO	4	129	32.3	1	12	29.3	0	2	42	0
1-2	at Baltimore	4	162	40.5	3	14	37.0	0	1	53	0

PUNTING											
DATE	OPPONENT	NO	YDS	AVG	OPP RET	RET YDS	NET	TB	IN-20	LG	BLK
2011 / CINCINNATI											
9-11	at Cleveland	8	382	47.8	6	58	38.0	1	2	60	0
9-18	at Denver	5	205	41.0	0	0	37.0	1	2	48	0
9-25	SAN FRANCISCO	7	317	45.3	3	19	39.7	1	3	59	0
10-2	BUFFALO	5	192	38.4	0	0	38.4	0	2	41	0
10-9	at Jacksonville	7	334	47.7	3	3	44.4	1	1	71	0
10-16	INDIANAPOLIS	5	221	44.2	2	5	43.2	0	1	53	0
10-23	— BYE —										
10-30	at Seattle	5	226	45.2	3	38	37.6	0	1	59	0
11-6	at Tennessee	7	308	44.0	2	8	37.1	2	2	57	0
11-13	PITTSBURGH	6	276	46.0	3	15	40.2	1	1	59	0
11-20	at Baltimore	7	270	38.6	3	6	37.7	0	2	56	0
11-27	CLEVELAND	4	191	47.8	3	18	43.3	0	0	58	0
12-4	at Pittsburgh	7	317	45.3	3	65	36.0	0	4	53	0
12-11	HOUSTON	4	186	46.5	4	30	39.0	0	1	56	0
12-18	at St. Louis	5	169	33.8	0	0	33.8	0	0	43	0
12-24	ARIZONA	5	215	43.0	2	-3	39.6	1	1	51	0
1-1	BALTIMORE	4	214	53.5	1	11	45.8	1	1	65	0
Postseason											
1-7	at Houston	3	145	48.3	3	12	44.3	0	1	55	0
2012 / CINCINNATI											
9-10	at Baltimore	4	183	45.8	2	18	41.3	0	1	57	0
9-16	CLEVELAND	3	126	42.0	1	9	39.0	0	3	58	0
9-23	at Washington	4	165	41.3	1	-1	41.5	0	3	56	0
9-30	at Jacksonville	3	143	47.0	0	0	47.7	0	2	58	0
10-7	MIAMI	6	243	40.5	3	15	38.0	0	2	55	0
10-14	at Cleveland	7	354	50.6	2	60	36.3	2	2	65	0
10-21	PITTSBURGH	6	311	51.8	3	10	46.8	1	1	61	0
10-28	— BYE —										
11-4	DENVER	4	206	51.5	2	2	46.0	1	2	60	0
11-11	N.Y. GIANTS	4	193	48.3	2	28	41.3	0	2	57	0
11-18	at Kansas City	6	322	53.7	3	30	48.7	0	3	69	0
11-25	OAKLAND	5	204	40.8	2	17	37.4	0	0	45	0
12-2	at San Diego	3	114	38.0	0	0	38.0	0	3	45	0
12-9	DALLAS	3	136	45.3	2	4	44.0	0	1	50	0
12-13	at Philadelphia	5	194	38.8	1	6	33.6	1	0	49	0
12-23	at Pittsburgh	6	316	52.7	2	6	48.3	1	4	64	0
12-30	BALTIMORE	7	330	47.1	1	6	43.4	1	4	58	0
Postseason											
1-5	at Houston	5	233	46.6	2	14	43.8	0	3	53	0
2013 / CINCINNATI											
9-8	at Chicago	4	193	48.3	2	1	48.0	0	0	53	0
9-16	PITTSBURGH	7	326	46.6	2	37	38.4	1	3	61	0
9-22	GREEN BAY	3	131	43.7	0	0	43.7	0	1	55	0
9-29	at Cleveland	4	155	38.8	1	7	37.0	0	3	43	0
10-6	NEW ENGLAND	6	275	45.8	4	43	38.7	0	2	57	0
10-13	at Buffalo	5	206	41.2	2	10	39.2	0	3	50	0
10-20	at Detroit	4	189	47.3	2	1	47.0	0	1	50	0
10-27	N.Y. JETS	3	161	53.7	2	10	50.3	0	1	58	0
10-31	at Miami	4	154	38.5	0	0	38.5	0	4	50	0
11-10	at Baltimore	6	223	37.2	3	17	34.3	0	0	49	0
11-17	CLEVELAND	9	408	45.3	3	25	40.3	1	3	66	0
11-24	— BYE —										
12-1	at San Diego	4	222	55.5	1	0	55.5	0	2	75	0
12-8	INDIANAPOLIS	5	253	50.6	1	0	42.6	2	1	70	0
12-15	at Pittsburgh	2	86	43.0	2	78	4.0	0	0	48	0
12-22	MINNESOTA										
12-29	BALTIMORE										
Postseason											
1-5	SAN DIEGO										
2014 / CINCINNATI											
9-7	at Baltimore	4	151	37.8	2	2	37.3	0	3	50	0
9-14	ATLANTA	4	171	42.8	1	7	41.0	0	2	49	0
9-21	TENNESSEE	4	197	49.3	1	1	49.0	0	3	55	0
9-28	— BYE —										
10-5	at New England	4	166	41.5	3	12	38.5	0	0	51	0
10-12	CAROLINA	1	42	42.0	1	5	37.0	0	0	42	0
10-19	at Indianapolis	11	558	50.7	2	13	47.7	1	3	63	0
10-26	BALTIMORE	3	156	52.0	2	17	46.3	0	1	55	0
11-2	JACKSONVILLE	5	252	50.4	2	10	44.4	1	4	58	0
11-6	CLEVELAND	8	398	49.8	2	15	45.4	1	2	69	0
11-16	at New Orleans	2	88	44.0	1	4	42.0	0	1	47	0
11-23	at Houston	4	193	48.3	2	7	46.5	0	4	54	0
11-30	at Tampa Bay	6	289	48.2	3	21	41.3	1	1	59	0
12-7	PITTSBURGH	7	322	46.0	3	14	44.0	0	1	59	0
12-14	at Cleveland	2	77	38.5	0	0	38.5	0	1	47	0
12-22	DENVER	5	211	42.2	3	14	31.4	2	1	51	0
12-28	at Pittsburgh	3	148	49.3	2	84	21.3	0	0	59	0
Postseason											
1-4	at Indianapolis	8	380	47.5	5	35	43.1	0	3	62	0

PUNTING											
DATE	OPPONENT	NO	YDS	AVG	OPP RET	RET YDS	NET	TB	IN-20	LG	BLK
2015 / CINCINNATI											
9-13	at Oakland	5	219	43.8	3	27	38.4	0	1	53	0
9-20	SAN DIEGO	3	161	53.7	1	0	47.0	1	2	58	0
9-27	at Baltimore	3	164	54.7	2	35	43.0	0	1	57	0
10-4	KANSAS CITY	3	143	47.7	0	0	47.7	0	2	67	0
10-11	SEATTLE	6	293	48.8	2	8	44.2	1	3	51	0
10-18	at Buffalo	3	121	40.3	0	0	40.3	0	3	52	0
10-25	— BYE —										
11-1	at Pittsburgh	4	136	34.0	0	0	34.0	0	3	42	0
11-5	CLEVELAND	2	79	39.5	1	0	26.3	0	1	43	1
11-16	HOUSTON	7	288	41.1	1	10	39.7	0	1	59	0
11-22	at Arizona	5	243	48.6	3	23	44.0	0	0	57	0
11-29	ST. LOUIS	4	193	48.3	3	22	42.8	0	1	53	0
12-6	at Cleveland	1	27	27.0	0	0	27.0	0	0	27	0
12-13	PITTSBURGH	2	96	48.0	2	3	46.5	0	0	48	0
12-20	at San Francisco	8	413	51.6	6	40	41.6	2	0	62	0
12-28	at Denver	5	237	47.4	2	20	35.4	2	1	56	0
1-3	BALTIMORE	7	303	43.3	6	15	41.1	0	3	53	0
Postseason											
1-9	PITTSBURGH	6	225	42.5	2	8	41.2	0	3	51	0
2016 / CINCINNATI											
9-11	at N.Y. Jets	3	144	48.0	2	11	44.3	0	1	58	0
9-18	at Pittsburgh	9	407	45.2	5	45	40.2	0	3	55	0
9-25	DENVER	5	231	46.2	1	11	40.0	1	3	53	0
9-29	MIAMI	4	184	46.0	3	13	42.8	0	1	50	0
10-9	at Dallas	5	196	39.2	2	10	33.2	1	2	44	0
10-16	at New England	4	164	41.0	3	49	28.8	0	0	52	0
10-23	CLEVELAND	2	89	44.5	1	3	33.0	1	0	48	0
10-30	WASHINGTON	5	261	52.5	2	23	43.6	1	1	61	0
11-6	— BYE —										
11-14	at N.Y. Giants	7	336	48.0	4	40	42.3	0	2	53	0
11-20	BUFFALO	6	267	44.5	3	33	39.0	0	2	54	0
11-27	at Baltimore	6	283	47.2	3	49	35.7	1	1	63	0
12-4	PHILADELPHIA	1	49	49.0	1	7	42.0	0	0	49	0
12-11	at Cleveland	5	248	49.6	0	0	41.6	2	2	72	0
12-18	PITTSBURGH	3	141	47.0	1	5	45.3	0	1	54	0
12-24	at Houston	8	366	45.8	4	32	41.8	0	3	54	0
1-1	BALTIMORE	5	247	49.4	3	38	37.8	1	1	63	0



ILOKA, GEORGE

S #43

Height: 6-4
Weight: 225
College: Boise State
Experience: 6th-year player in 2017

2016 games-starts: 16-16
Career games-starts: 67-60
Born: 3-31-90
Hometown: Houston, Texas
Acquired: D5c12

Iloka in 2016 played his fourth straight season as Bengals' starting FS ... Tied for team lead in INTs (three) ... Logged seven passes defended and ranked fifth on team in tackles (73) ... Second on defense in snaps played (1050 of possible 1087) ... Tall DB with top-level range and speed ... Has eight career INTs and 29 total passes defended.

Career transactions: Selected by Cincinnati in fifth round of 2012 NFL Draft (167th overall) ... Signed with Bengals on 5-10-12 ... Re-signed with Bengals as unrestricted free agent on 3-10-16.

2016 highlights: Started at FS in Games 1-16, with 73 tackles, three INTs, seven passes defended and one special teams tackle ... Second on team in tackles (10) Oct. 23 vs. Cleveland ... On Oct. 30 vs. Washington in London, intercepted an overthrown Kirk Cousins deep pass at Bengals' 14 in second quarter, and logged five tackles ... On Nov. 14 at N.Y. Giants, had personal season-high of nine tackles, and intercepted deep Eli Manning pass at Bengals' 12 in fourth quarter ... Personal season-high three passes defended Dec. 4 vs. Philadelphia, with one leading to INT by Shawn Williams in fourth quarter; five tackles vs. Eagles ... Logged third INT Dec. 11 at Cleveland, picking off a long Robert Griffin pass from end zone at Cleveland 47 in second quarter and returning to Browns' 26, setting up a FG ... Led secondary with six tackles Dec. 24 at Houston ... Led secondary with eight tackles Jan. 1 vs. Baltimore.

Previous seasons: **2012**—Rookie played in seven games and in Wild Card playoff ... Inactive for remaining contests ... Had two special teams tackles in regular season, both on Sept. 16 vs. Cleveland. **2013**—Started Games 1-16 and Wild Card playoff at SS ... Had one INT, two forced fumbles, a fumble recovery and eight passes defended ... Made first career start Sept. 8 at Chicago, logging four tackles ... Had big stop in win Sept. 16 vs. Pittsburgh, forcing a punt by stopping RB Isaac Redman for one-yard on third-and-two play ... Three tackles Oct. 6 vs. New England, and forced an Aaron Dobson fumble (Patriots recovered) ... On Dec. 1 at San Diego, recovered an Antonio Gates fumble at Bengals 18 on game's opening drive, and he forced a Keenan Allen fumble that Bengals recovered in fourth quarter ... Had first career INT Dec. 22 vs. Minnesota, catching deflected ball while lying on turf at Bengals' 25 following

mid-air battle for pass. **2014**—Started at SS in Games 1-16 and in Wild Card playoff ... Had 74 tackles in regular season (fourth on team), three INTs (tied for second on team) and 10 passes defended (fourth on team) ... On Sept. 14 vs. Atlanta, intercepted two Matt Ryan passes, with 42 return yards ... Led team with eight tackles Sept. 21 vs. Tennessee, and had a pass defended that led to an INT by DE Robert Geathers ... On Oct. 26 at Baltimore, his coverage of Steve Smith Sr. led to key offensive pass interference penalty in final minute, preserving Cincinnati win ... On Nov. 2 vs. Jacksonville, his end-zone INT against Blake Bortles helped seal victory in fourth quarter, ending a Jaguars drive that had reached Cincinnati 14-yard line. **2015**—Played and started 12 games (Games 1-3, 5-11, 13 and 16) at SS ... Missed Game 4 due to ankle injury and Games 12 and 14-15 (groin) ... Led team in tackles with eight (personal season-high) on Nov. 16 vs. Houston ... On Nov. 29 vs. St. Louis, intercepted a Nick Foles deep pass at Bengals 18 in fourth quarter, and his pass breakup in second quarter enabled an INT by S Reggie Nelson ... Also vs. Rams, stopped RB Todd Gurley for three-yard loss on third down on first St. Louis possession, forcing a punt ... In Wild Card playoff vs. Pittsburgh, recovered a Markus Wheaton fumble at Bengals 47 in second quarter.

College: Played four seasons (2008-11) at Boise State, seeing action in all 53 possible games and starting every game his last three seasons ... Broncos went 50-3 in his four seasons, and from 2008-11, they finished with AP national rankings of No. 11, No. 4, No. 10 and No. 8 ... Started 11 games at FS and two at CB as senior in 2011 as BSU posted 12-1 record, outscoring foes by an average of 44-19 ... Earned All-Mountain West Conference first-team honors from league coaches as a senior and closed career with berth in Senior Bowl ... In 2008, was youngest player in the WAC at 17, and played in every game with five starts for team that went 12-0 before losing to Texas Christian in Poinsettia Bowl.

Personal: Hometown is Houston, Texas ... Attended Kempner High School, where he was an all-league selection and team captain as a senior ... Played primarily WR as a prep junior ... Business Communications major at Boise State ... Enjoys dining out, movies and internet shopping ... Last name is pronounced "ie(rhymes with 'tie')-LO-kuh."

GEORGE ILOKA'S STATISTICS

YEAR	TEAM	G-S	DEFENSE						INTERCEPTIONS					SCORING					
			ST	AT	TT	SKS-YDS	PD	FF	FR-YDS	NO	YDS	AVG	LG	TD	TD	TD-IntRt	TD-FRRt	S	PTS
2012	Cincinnati	7-0	0	0	0	0-0	0	0	0-0	0	0	—	—	0	—	—	—	—	—
2013	Cincinnati	16-16	43	24	67	0-0	8	2	1-0	1	-1	-1.0	-1	0	—	—	—	—	—
2014	Cincinnati	16-16	48	26	74	0-0	10	0	0-0	3	58	19.3	28	0	—	—	—	—	—
2015	Cincinnati	12-12	35	12	47	0-0	4	0	0-0	1	0	0.0	0	0	—	—	—	—	—
2016	Cincinnati	16-16	48	25	73	0-0	7	0	0-0	3	21	7.0	21	0	—	—	—	—	—
CAREER		67-60	174	87	261	0-0	29	2	1-0	8	78	9.8	28	0	—	—	—	—	—

YEAR	TEAM	ST	AT	TT	FF	FR-YDS	SPECIAL TEAMS			KICKOFF RETURNS						PUNT RETURNS											
							BP	BFG	BXP	NO	YDS	AVG	FC	LG	TD	NO	YDS	AVG	FC	LG	TD						
2012	Cincinnati	2	0	2	0	0-0	0	0	0	—	—	—	—	—	—	—	—	—	—	—	—	—	—	—	—	—	—
2016	Cincinnati	1	0	1	0	0-0	0	0	0	—	—	—	—	—	—	—	—	—	—	—	—	—	—	—	—	—	—
CAREER		3	0	3	0	0-0	0	0	0	—	—	—	—	—	—	—	—	—	—	—	—	—	—	—	—	—	—

POSTSEASON

YEAR	TEAM	G-S	DEFENSE						INTERCEPTIONS					SCORING					
			ST	AT	TT	SKS-YDS	PD	FF	FR-YDS	NO	YDS	AVG	LG	TD	TD	TD-IntRt	TD-FRRt	S	PTS
2012	Cincinnati	1-0	0	0	0	0-0	0	0	0-0	—	—	—	—	—	—	—	—	—	—
2013	Cincinnati	1-1	2	0	2	0-0	0	0	0-0	—	—	—	—	—	—	—	—	—	—
2014	Cincinnati	1-1	2	3	5	0-0	0	0	0-0	—	—	—	—	—	—	—	—	—	—
2015	Cincinnati	1-1	4	1	5	0-0	0	0	1-0	—	—	—	—	—	—	—	—	—	—
CAREER		4-3	8	4	12	0-0	0	0	1-0	—	—	—	—	—	—	—	—	—	—

2016 GAME-BY-GAME

DATE	OPPONENT	DEFENSE								INTERCEPTIONS				
		ST	AT	TT	SKS-YDS	INT-YDS	PD	FF	FR-YDS	NO	YDS	AVG	LG	TD
9-11	at N.Y. Jets	2	2	4	0-0	0-0	0	0	0-0	0	0	—	—	0
9-18	at Pittsburgh	3	1	4	0-0	0-0	1	0	0-0	0	0	—	—	0
9-25	DENVER	4	0	4	0-0	0-0	0	0	0-0	0	0	—	—	0
9-29	MIAMI	2	1	3	0-0	0-0	0	0	0-0	0	0	—	—	0
10-9	at Dallas	0	1	1	0-0	0-0	0	0	0-0	0	0	—	—	0
10-16	at New England	2	1	3	0-0	0-0	0	0	0-0	0	0	—	—	0
10-23	CLEVELAND	8	2	10	0-0	0-0	0	0	0-0	0	0	—	—	0
10-30	WASHINGTON	5	0	5	0-0	1-0	1	0	0-0	1	0	0.0	0	0
11-6	— BYE —													
11-14	at N.Y. Giants	6	3	9	0-0	1-0	1	0	0-0	1	0	0.0	0	0
11-20	BUFFALO	1	0	1	0-0	0-0	0	0	0-0	0	0	—	—	0
11-27	at Baltimore	2	1	3	0-0	0-0	0	0	0-0	0	0	—	—	0
12-4	PHILADELPHIA	2	3	5	0-0	0-0	3	0	0-0	0	0	—	—	0
12-11	at Cleveland	2	1	3	0-0	1-21	1	0	0-0	1	21	21.0	21	0
12-18	PITTSBURGH	2	2	4	0-0	0-0	0	0	0-0	0	0	—	—	0
12-24	at Houston	3	3	6	0-0	0-0	0	0	0-0	0	0	—	—	0
1-1	BALTIMORE	4	4	8	0-0	0-0	0	0	0-0	0	0	—	—	0
TOTALS		48	25	73	0-0	3-21	7	0	0-0	3	21	7.0	21	0

DATE	OPPONENT	SPECIAL TEAMS							KICKOFF RETURNS							PUNT RETURNS						
		ST	AT	TT	FF	FR-YDS	BP	BFG	BXP	NO	YDS	AVG	FC	LG	TD	NO	YDS	AVG	FC	LG	TD	
9-11	at N.Y. Jets	0	0	0	0	0-0	0	0	0	—	—	—	—	—	—	—	—	—	—	—	—	
9-18	at Pittsburgh	0	0	0	0	0-0	0	0	0	—	—	—	—	—	—	—	—	—	—	—	—	
9-25	DENVER	0	0	0	0	0-0	0	0	0	—	—	—	—	—	—	—	—	—	—	—	—	
9-29	MIAMI	0	0	0	0	0-0	0	0	0	—	—	—	—	—	—	—	—	—	—	—	—	
10-9	at Dallas	1	0	1	0	0-0	0	0	0	—	—	—	—	—	—	—	—	—	—	—	—	
10-16	at New England	0	0	0	0	0-0	0	0	0	—	—	—	—	—	—	—	—	—	—	—	—	
10-23	CLEVELAND	0	0	0	0	0-0	0	0	0	—	—	—	—	—	—	—	—	—	—	—	—	
10-30	WASHINGTON	0	0	0	0	0-0	0	0	0	—	—	—	—	—	—	—	—	—	—	—	—	
11-6	— BYE —																					
11-14	at N.Y. Giants	0	0	0	0	0-0	0	0	0	—	—	—	—	—	—	—	—	—	—	—	—	
11-20	BUFFALO	0	0	0	0	0-0	0	0	0	—	—	—	—	—	—	—	—	—	—	—	—	
11-27	at Baltimore	0	0	0	0	0-0	0	0	0	—	—	—	—	—	—	—	—	—	—	—	—	
12-4	PHILADELPHIA	0	0	0	0	0-0	0	0	0	—	—	—	—	—	—	—	—	—	—	—	—	
12-11	at Cleveland	0	0	0	0	0-0	0	0	0	—	—	—	—	—	—	—	—	—	—	—	—	
12-18	PITTSBURGH	0	0	0	0	0-0	0	0	0	—	—	—	—	—	—	—	—	—	—	—	—	
12-24	at Houston	0	0	0	0	0-0	0	0	0	—	—	—	—	—	—	—	—	—	—	—	—	
1-1	BALTIMORE	0	0	0	0	0-0	0	0	0	—	—	—	—	—	—	—	—	—	—	—	—	
TOTALS		1	0	1	0	0-0	0	0	0	—	—	—	—	—	—	—	—	—	—	—	—	



JACKSON, WILLIAM

CB #22

Height: 6-0
 Weight: 190
 College: Houston
 Experience: 2nd-year player in 2017

2016 games-starts: 0-0
 Career games-starts: 0-0
 Born: 10-27-92
 Hometown: Houston, Texas
 Acquired: D1'16

Bengals' top 2016 draft pick possesses ample size and dazzling speed, but spent season on Reserve/Injured list, due to pectoral muscle tear suffered early in training camp ... Led the nation in 2015 for Houston with a school-record 23 pass breakups and added a career-best five INTs, also leading nation in total passes defended (28) ... Closed his career in style, earning Defensive MVP award in Houston's Chick-fil-A Peach Bowl win over Florida State.

Career transactions: Selected by Cincinnati in first round of 2016 NFL Draft (24th overall) ... Signed with Bengals on 6-10-16.

2016 highlights: In practice on Aug. 1, suffered torn pectoral muscle tendon ... Placed on Reserve/Injured list on Sept. 4, as part of final preseason roster cutdown.

College: Played three seasons (2013-15) at Houston, seeing action in 39 games, with 28 starts ... Played in 2012 at Trinity Valley Community College (Athens, Texas) ... Houston career totals included eight INTs, 48 total passes defended, 115 tackles, three fumble recoveries and two forced fumbles ...

Though he played only three seasons, his 40 career pass breakups rank third in UH history ... Helped lead '15 Cougars to a 13-1 record, tied for best in school history, and to best national ranking (eighth) since 1979 ... His five INTs in '15 included two returned for TDs ... His Defensive MVP performance in '15 season Peach Bowl win over Florida State included two INTs, two additional pass breakups and a career-high 10 tackles ... Set Houston single-game record in American Athletic Conference championship game win over Temple, logging seven pass breakups.


Fast start: In 2013, his first season at Houston, Jackson returned his first major college INT 96 yards for a TD, against Texas-San Antonio. Also in that game, he forced a fumble that a teammate recovered for a TD. Jackson was named Defensive Player of the Week in the American Athletic Conference.

Personal: Hometown is Houston, Texas ... Sociology major in college ... Hobbies include horseback riding ... A two-way standout at Houston's Wheatley High School ... Earned first-team All District honors at DB as a junior and senior, and added 35 receptions for 626 yards and 10 TDs over the two seasons.

WILLIAM JACKSON'S STATISTICS

YEAR	TEAM	G-S	DEFENSE						INTERCEPTIONS					SCORING					
			ST	AT	TT	SKS-YDS	PD	FF	FR-YDS	NO	YDS	AVG	LG	TD	TD	TD-IntRt	TD-FRRt	S	PTS
2016	Cincinnati	0-0																	
			DID NOT PLAY*						DID NOT PLAY*					DID NOT PLAY*					
CAREER		0-0	0	0	0	0-0	0	0	0-0	—	—	—	—	—	—	—	—	—	—

* NOTE: Jackson was on the Reserve/Injured list for 16 regular-season games with Cincinnati in 2016.



JOHNSON, MICHAEL

DE #90

Height: 6-7
Weight: 280
College: Georgia Tech
Experience: 9th-year player in 2017

2016 games-starts: 16-16
Career games-starts: 125-89
Born: 2-7-87
Hometown: Selma, Ala.
Acquired: FA'15

Johnson played his eighth NFL season, and seventh as a Bengal, in '16 ... Second on D-line in tackles (45) ... Has played in 111 of a possible 112 regular-season games during his Bengals seasons and has also played in all five Cincinnati postseason games in that period.

Career transactions: Selected by Cincinnati in third round of 2009 NFL Draft (70th overall) ... Signed with Bengals on 7-29-09 ... Designated as Bengals franchise player on 3-1-13 ... Re-signed with Bengals as designated franchise player on 3-15-13 ... Signed with Tampa Bay as unrestricted free agent on 3-14-14 ... Contract terminated by Buccaneers on 3-11-15 ... Signed with Cincinnati as free agent on 3-15-15.

2016 general: Started at RDE Games 1-16 ... Had three previous seasons with 15 starts, but started all 16 for first time in his career ... His 45 tackles (second on D-line), included 3.5 sacks ... His 10 QB hits ranked third on team, and his six tackles-for-loss ranked third ... Also had three passes defended.

2016 game-by-game: On Sept. 11 at N.Y. Jets, logged a pass defended on a third-down-and-five attempt, forcing Jets FG ... One tackle and a shared sack Sept. 29 vs. Miami, teaming with Geno Atkins to take down Ryan Tannehill for nine-yard loss ... Led line in tackles (six) Oct. 9 at Dallas ... On Oct. 16 at New England, logged three tackles, a five-yard sack of QB Tom Brady, one additional QB hit and one additional tackle-for-loss ... Led line with five tackles Nov. 14 at N.Y. Giants ... On Nov. 20 vs. Buffalo, credited with a shared sack on four-yard drop of Tyrod Taylor, and had five total tackles plus a pass defended ... On Nov. 27 at Baltimore, led line in tackles (six) and had a five-yard sack of Joe Flacco in second quarter, forcing Ravens to settle for FG ... Four tackles, and teamed with Wallace Gilberry for a shared sack of Tom Savage on Dec. 24 at Houston.

Previous seasons: **2009**—Increased his role as his rookie season progressed and led Bengals D-line in passes defended (five), including key PD in win over Detroit ... Seven special teams tackles ... Had his first entry in sacks column Nov. 8 vs. Baltimore, when he shared a fourth-down, fourth-quarter drop of Joe Flacco to seal victory ... On Dec. 6 vs. Detroit, deflected a Matt Stafford pass that DE Jonathan Fanene intercepted for 45-yard TD, tying score at 7-7 in second quarter ... Also vs. Detroit, had his first solo sack, a nine-yarder against Stafford ... In division-clinching win Dec. 27 vs. Kansas City, had eight-yard sack of Matt Cassel and a fourth-quarter pass defended to force a punt. **2010**—Switched from DE to LB for start of season, but resumed seeing DE action when starters were out with injuries ... Had 10 starts at DE for the year, including the last eight games ... Led Bengals in tackles-for-loss (eight), second in QB pressures (17), and tied for front-seven lead in passes defended (four) ... On Dec. 12 at Pittsburgh, led line with eight tackles, including a sack, and his five QB pressures tied Bengals' individual game-high for season. **2011**—Led Bengals front seven in passes defended (six) ... In win Sept. 11 at Cleveland, intercepted Colt McCoy pass in fourth quarter and tied for team lead in total passes defended (three) ... Had seven tackles on Sept. 18 at Denver, including a sack and forced fumble against Kyle Orton ... Had a nine-yard sack of Curtis Painter on Oct. 16 vs. Indianapolis, and also recovered a first-quarter fumble from Colts TE Dallas Clark ... Seven tackles in key win Dec. 4 at Pittsburgh, including eight-yard sack of Ben Roethlisberger. **2012**—His 11.5 sacks were second-most by a Bengal since 1983, topped only by Geno Atkins' 12.5 (also in '12) ... Second on D-line in tackles (70) ... Third on team in both QB pressures (25) and tackles-for-loss (seven) ... Named AFC Defensive Player of the Week for his performance Sept. 23 at Washington, when he recorded career-high three sacks (for 17

yards) against Robert Griffin III, had two additional QB pressures and led line with seven total tackles ... His three tackles Sept. 16 vs. Cleveland included a five-yard sack of Brandon Weeden, and he recovered a Chris Ogbonnaya fumble at Browns 43 in second quarter ... On Oct. 14 at Cleveland, intercepted a deflected Brandon Weeden pass in first quarter, setting up a TD ... Personal season-high 10 tackles (led D-line and second on team) in playoff-clinching win on Dec. 23 at Pittsburgh, including an eight-yard sack of Ben Roethlisberger ... Three tackles Dec. 30 vs. Baltimore, including two sacks — one of Joe Flacco and one of Tyrod Taylor ... Five tackles in Wild Card playoff at Houston. **2013**—Led Bengals defensive line in tackles (74) and ranked third on team ... Had 3.5 sacks, two forced fumbles and an INT ... Second on line with nine passes defended and second on team with 33 QB pressures ... On Sept. 22 vs. Green Bay, initiated game-winning play when he stopped RB Johnathan Franklin for no gain on fourth-and-one play in fourth quarter and forced a fumble that Bengals returned for TD ... Also vs. Green Bay, had a five-yard sack and a shared eight-yard sack of Aaron Rodgers ... On Nov. 17 vs. Cleveland, made key play in comeback win when he deflected a pass that James Harrison intercepted to set up first Bengals TD ... Also vs. Cleveland, had a fourth-quarter INT, a shared sack and forced fumble. **2014**—Moved to Tampa Bay as unrestricted free agent and played in 14 games, starting 13 ... Totaled 27 tackles, including five for-loss, four sacks and two forced fumbles ... In upset win Sept. 28 at Pittsburgh, set up Bucs for an early 7-0 lead when he sacked Ben Roethlisberger at Steelers nine on game's third scrimmage play, forcing a fumble that Tampa Bay recovered at the five ... Also at Pittsburgh, had three-yard sack of Roethlisberger. **2015**—Returned to Bengals and played in every game ... His 13 QB hits ranked third on team, and he tied for third in tackles for loss (six) ... On Oct. 4 vs. Kansas City, had nine-yard sack of Alex Smith in first quarter and forced a fumble by TE Travis Kelce in third quarter, with Bengals recovering to set up a TD ... On Nov. 1 at Pittsburgh, his 12-yard sack of Ben Roethlisberger on a third down forced a punt ... Six tackles Nov. 22 at Arizona, including six-yard sack of Carson Palmer, a tackle-for-loss on rushing play and a forced fumble (Cardinals recovered) ... Recorded two tackles, a QB hit, and a 10-yard sack of Austin Davis on Dec. 6 at Cleveland ... On Dec. 28 at Denver, logged six tackles, and forced a fourth-quarter fumble by C.J. Anderson that Bengals recovered at their 25, staving off scoring threat and helping send game to overtime ... Led D-line with five tackles, including one for a loss, in Wild Card playoff vs. Pittsburgh.

College: Played in 49 games over four seasons (2005-08) at Georgia Tech ... Team captain as senior, he broke into starting lineup, and his nine sacks helped him earn first-team All-America honors from American Football Coaches Association ... Though he played only one year as a starter, he finished career as a significant playmaker, with 19 sacks, 10 forced fumbles, three blocked FGs and 30.5 tackles for loss ... Posted 17.5 of his tackles for loss as a senior starter ... Having been 10 classes short of his college degree when he was drafted by the Bengals in 2009, Johnson returned to Georgia Tech to complete those courses in the offseasons of '11, '13 and '15 to earn his bachelor's degree in business administration, which he received in May of '15.

Personal: Hometown is Selma, Ala. ... Attended Dallas County High School, playing DE and TE, and as a senior, he caught 42-for-650 with six TDs while adding 92 tackles with 14 sacks ... Also an outstanding prep basketball player, averaging 16 points and 10 rebounds as a junior ... Married (wife Dennice) with a son, Maximus ... Favorite hobby is listening to music ... Enjoys community work with children's causes, and has started a foundation, the MJ93 Fund ... In March 2015, returned to his hometown to attend the Selma 50th Anniversary Bridge Crossing Jubilee, commemorating the historic 1965 Selma-to-Montgomery civil rights march.

MICHAEL JOHNSON'S STATISTICS

YEAR	TEAM	G-S	DEFENSE							INTERCEPTIONS					SCORING				
			ST	AT	TT	SKS-YDS	PD	FF	FR-YDS	NO	YDS	AVG	LG	TD	TD	TD-IntRt	TD-FRRt	S	PTS
2009	Cincinnati	16-0	11	5	16	3-26	5	0	0-0	0	0	—	—	0	—	—	—	—	—
2010	Cincinnati	16-10	22	27	49	2.5-10	4	0	0-0	0	0	—	—	0	—	—	—	—	—
2011	Cincinnati	16-5	27	24	51	6-39.5	6	1	1-0	1	0	0.0	0	0	—	—	—	—	—
2012	Cincinnati	16-15	40	30	70	11.5-71	3	0	1-0	1	3	3.0	3	0	—	—	—	—	—
2013	Cincinnati	15-15	42	32	74	3.5-23	9	2	0-0	1	7	7.0	7	0	—	—	—	—	—
2014	Tampa Bay	14-13	20	7	27	4-22	0	2	0-0	0	0	—	—	0	—	—	—	—	—
2015	Cincinnati	16-15	29	13	42	5-42	2	3	1-0	0	0	—	—	0	—	—	—	—	—
2016	Cincinnati	16-16	32	13	45	3.5-19	3	0	0-0	0	0	—	—	0	—	—	—	—	—
CIN. TOTALS		111-76	203	144	347	35-230.5	32	6	3-0	3	10	3.3	7	0	—	—	—	—	—
T.B. TOTALS		14-13	20	7	27	4-22	0	2	0-0	0	0	—	—	0	—	—	—	—	—
CAREER		125-89	223	151	374	39-252.5	32	8	3-0	3	10	3.3	7	0	—	—	—	—	—

YEAR	TEAM	SPECIAL TEAMS							KICKOFF RETURNS						PUNT RETURNS						
		ST	AT	TT	FF	FR-YDS	BP	BFG	BXP	NO	YDS	AVG	FC	LG	TD	NO	YDS	AVG	FC	LG	TD
2009	Cincinnati	5	2	7	0	0-0	0	0	0	—	—	—	—	—	—	—	—	—	—	—	—
2010	Cincinnati	1	0	1	0	1-0	0	0	0	—	—	—	—	—	—	—	—	—	—	—	—
CAREER		6	2	8	0	1-0	0	0	0	—	—	—	—	—	—	—	—	—	—	—	—

POSTSEASON

YEAR	TEAM	G-S	DEFENSE							INTERCEPTIONS					SCORING					
			ST	AT	TT	SKS-YDS	PD	FF	FR-YDS	NO	YDS	AVG	LG	TD	TD	TD-IntRt	TD-FRRt	S	PTS	
2009	Cincinnati	1-0	0	1	1	0-0	0	0	0-0	—	—	—	—	—	—	—	—	—	—	—
2011	Cincinnati	1-0	0	1	1	0-0	0	0	0-0	—	—	—	—	—	—	—	—	—	—	—
2012	Cincinnati	1-1	2	3	5	0-0	0	0	0-0	—	—	—	—	—	—	—	—	—	—	—
2013	Cincinnati	1-1	1	2	3	0-0	0	0	0-0	—	—	—	—	—	—	—	—	—	—	—
2015	Cincinnati	1-1	4	1	5	0-0	0	0	0-0	—	—	—	—	—	—	—	—	—	—	—
CAREER		5-3	7	8	15	0-0	0	0	0-0	—	—	—	—	—	—	—	—	—	—	—

YEAR	TEAM	SPECIAL TEAMS							KICKOFF RETURNS						PUNT RETURNS						
		ST	AT	TT	FF	FR-YDS	BP	BFG	BXP	NO	YDS	AVG	FC	LG	TD	NO	YDS	AVG	FC	LG	TD
2009	Cincinnati	1	1	2	0	0-0	0	0	0	—	—	—	—	—	—	—	—	—	—	—	—
CAREER		1	1	2	0	0-0	0	0	0	—	—	—	—	—	—	—	—	—	—	—	—

2016 GAME-BY-GAME

DATE	OPPONENT	DEFENSE									INTERCEPTIONS				
		ST	AT	TT	SKS-YDS	INT-YDS	PD	FF	FR-YDS	NO	YDS	AVG	LG	TD	
9-11	at N.Y. Jets	0	2	2	0-0	0-0	1	0	0-0	—	—	—	—	—	
9-18	at Pittsburgh	3	1	4	0-0	0-0	0	0	0-0	—	—	—	—	—	
9-25	DENVER	0	0	0	0-0	0-0	0	0	0-0	—	—	—	—	—	
9-29	MIAMI	0	1	1	0.5-4.5	0-0	0	0	0-0	—	—	—	—	—	
10-9	at Dallas	5	1	6	0-0	0-0	0	0	0-0	—	—	—	—	—	
10-16	at New England	2	1	3	1-5	0-0	0	0	0-0	—	—	—	—	—	
10-23	CLEVELAND	3	0	3	0-0	0-0	0	0	0-0	—	—	—	—	—	
10-30	WASHINGTON	1	0	1	0-0	0-0	0	0	0-0	—	—	—	—	—	
11-6	— BYE —														
11-14	at N.Y. Giants	4	1	5	0-0	0-0	0	0	0-0	—	—	—	—	—	
11-20	BUFFALO	3	2	5	0.5-2	0-0	1	0	0-0	—	—	—	—	—	
11-27	at Baltimore	6	0	6	1-5	0-0	0	0	0-0	—	—	—	—	—	
12-4	PHILADELPHIA	1	0	1	0-0	0-0	0	0	0-0	—	—	—	—	—	
12-11	at Cleveland	0	1	1	0-0	0-0	1	0	0-0	—	—	—	—	—	
12-18	PITTSBURGH	1	0	1	0-0	0-0	0	0	0-0	—	—	—	—	—	
12-24	at Houston	2	2	4	0.5-2.5	0-0	0	0	0-0	—	—	—	—	—	
1-1	BALTIMORE	1	1	2	0-0	0-0	0	0	0-0	—	—	—	—	—	
TOTALS		32	13	45	3.5-19	0-0	3	0	0-0	—	—	—	—	—	



JOHNSON, T.J.

C #60

Height: 6-4
Weight: 295
College: South Carolina
Experience: 4th-year player in 2017

2016 games-starts: 16-1
Career games-starts: 32-1
Born: 7-17-90
Hometown: Aynor, S.C.
Acquired: D7b'13

Johnson played in every game in 2016, with a start at LG in season finale, replacing injured Clint Boling ... Saw action on offense as an injury replacement in Game 6, and was in line rotation in Game 12 ... Played in 12 games in '15 season, and on roster for all of 2014, playing in four games ... At South Carolina, started school-record 53 straight games, playing both G and C positions.

Career transactions: Selected by Cincinnati in seventh round of 2013 NFL Draft (251st overall) ... Signed with Bengals on 5-10-13 ... Waived by Bengals on 8-31-13 ... Signed to Bengals practice squad on 9-1-13 ... Signed to Bengals roster on 1-6-14 ... Re-signed with Bengals on 3-17-16.

2016 highlights: Played in Games 1-16, with first pro start, at LG, in Game 16 ... Saw brief action on offense Sept. 29 vs. Miami ... Played as part of first offensive unit in second half on Oct. 16 at New England, replacing injured Russell Bodine ... Spelled Bodine for 15 snaps Nov. 27 at Baltimore ... Started at LG on Jan. 1 vs. Baltimore, aiding Rex Burkhead's first career 100-yard rushing game (27-119).

Previous seasons: **2013**—On practice squad for Games 1-16 and for Wild Card playoff ... Played in all four preseason games. **2014**—Played in four games (Games 3 and 12-14) ... Inactive for Games 1-2 and 16, and active/DNP for Games 4-11, 15 and Wild Card playoff ... Made his NFL debut on Sept. 21 vs. Tennessee ... Played in all four preseason games. **2015**—Played in Games 5-16 and in Wild Card playoff ... Active/DNP for Games 1-4 ... Had season-high eight snaps with offense on Nov. 5 vs. Cleveland and seven snaps on Dec. 6 at Cleveland.

College: Played four seasons (2009-12) at South Carolina, with a redshirt year in '08 ... Started all 53 possible games of college career (a school record) ... Played guard freshman season, before switching to center for final three seasons ... A standout in weight room, he twice earned South Carolina's annual award for outstanding effort ... Helped Gamecocks to 38-15 record, and became only player in school history to start in four wins over archrival Clemson

... Anchored middle of line that paved way for one of SEC's most productive running attacks, which featured All-American HB Marcus Lattimore ... Was 2012 team captain as senior, and named second-team All-SEC by league's coaches.

Personal: Hometown is Aynor, S.C. ... Attended Aynor High School, where he earned Associated Press First-Team All-State honors as a senior ... Graduated from South Carolina with a sport and entertainment management degree ... Was academic All-SEC three times, and posted a 3.82 grade point average.

NOTE ABOUT NFL EXPERIENCE: Johnson did not earn an accrued year of experience toward NFL free agency in 2013 because he was not on a 53-player roster, a Reserve/Injured list or a Reserve/Physically Unable to Perform list for the required minimum of six games that season.

T.J. JOHNSON'S STATISTICS

GAMES-STARTS

YEAR	TEAM	GAMES	STARTS
2013	Cincinnati.....		*DID NOT PLAY
2014	Cincinnati.....	4	0
2015	Cincinnati.....	12	0
2016	Cincinnati.....	16	1
CAREER		32	1

POSTSEASON

GAMES-STARTS

YEAR	TEAM	GAMES	STARTS
2013	Cincinnati.....		*DID NOT PLAY
2014	Cincinnati.....		*DID NOT PLAY
2015	Cincinnati.....	1	0
CAREER		1	0

* NOTE: Johnson was on the practice squad for 16 regular-season games and one postseason game with Cincinnati in 2013. He was active/DNP for one postseason game with Cincinnati in 2014.



JONES, ADAM

CB #24

Height: 5-10
Weight: 185
College: West Virginia
Experience: 11th-year player in 2017

2016 games-starts: 16-16
Career games-starts: 130-93
Born: 9-30-83
Hometown: Atlanta, Ga.
Acquired: FA'10

Jones returned to starting RCB spot in '16 after earning his first career Pro Bowl berth in 2015 ... Led defense in snaps played (1057 of possible 1087) ... Also among NFL's most dangerous kick returners, but his KR availability was limited in '16 due to his responsibilities on defense ... Leads Bengals in career punt return (10.70) and kickoff return (26.35) averages ... Turned in best KR year in Bengals history in '14, leading NFL in KOR (31.3) and finishing second in punt return (12.0) ... Earned nod as first-team kick returner for '14 on pro football's flagship all-star squad, the Associated Press All-Pro team ... Has five career PRs for TDs, including one for Bengals, tied for second among active players.

Career transactions: Selected by Tennessee in first round of 2005 NFL Draft (sixth overall) ... Signed with Titans on 8-23-05 ... Re-signed with Titans on 4-26-08 ... Traded by Titans to Dallas on 4-27-08 for Cowboys' fourth-round selection in 2008 NFL Draft ... Waived by Cowboys on 2-9-09 ... Signed with Cincinnati as free agent on 5-10-10 ... Re-signed with Bengals as unrestricted free agent on 3-23-11 ... Re-signed with Bengals as unrestricted free agent on 3-25-13 ... Re-signed with Bengals as unrestricted free agent on 3-15-16.

Pro Bowl participation: Earned his first Pro Bowl nod for 2015 season game at Honolulu, added to roster as an alternate, and started for victorious Team Irvin, with one tackle.

2016 highlights: Started at RCB in Games 1-16, totaling 66 tackles (sixth on team), one INT, seven passes defended and a forced fumble ... Four KOR for 19.8-yard average and 10 punt returns for 5.1 average ... On Sept. 18 at Pittsburgh, intercepted Ben Roethlisberger pass at Bengals' 21 in first quarter, returning two yards, and also had four tackles and additional pass defended ... Seven tackles Sept. 25 vs. Denver, and forced fumble on WR Demaryius Thomas that Bengals recovered at Broncos' 27 ... Five tackles and a pass defended on Oct. 9 at Dallas ... Five tackles and pass defended Nov. 20 vs. Buffalo ... Three tackles Nov. 27 at Baltimore ... Personal season-high nine tackles Dec. 4 vs. Philadelphia ... Three tackles and two passes defended (both in end zone) Dec. 18 vs. Pittsburgh ... Six tackles Jan. 1 vs. Baltimore.

Previous seasons: **2005**—Primary starter for Tennessee at RCB, he led team in passes defended (12) and logged 53 tackles ... Ranked fourth in NFL in KORs (26.2) and fifth in AFC in punt returns (9.4) ... Named to Pro Football Weekly all-rookie team as punt returner ... Had 85-yard KOR on Nov. 20 vs. Jacksonville ... On Dec. 11 vs. Houston, his 52-yard PR was Titans' only TD in 13-10 win, and he was named AFC Special Teams Player of the Week. **2006**—Started 15 games for Tennessee ... His four INTs included 83-yard return for TD on Dec. 17 vs. Jacksonville, and his NFL-leading 12.9-yard PR average included three returns for TDs, tying franchise record ... Second on team in passes defended (14) ... On Oct. 29 vs. Houston, sparked 28-22 win with a 53-yard PR TD in fourth quarter, and logged his first career INT (off Sage Rosenfels) ... On Nov. 19 at Philadelphia, aided 31-13 win with PR of 90 yards for TD, setting a Titans record ... Two INTs off Eli Manning in Nov. 26 comeback win vs. N.Y. Giants ... On Dec. 31 vs. New England, had an 81-yard PR for TD and a 47-yard KOR, and his 259 total kick return yards for the game was the NFL's season high ... Saw spot duty on offense for Titans, gaining eight yards on two rushing attempts and 17 yards on two receptions. **2007**—Suspended indefinitely by NFL (player conduct policy) on April 10, and remained on suspension through entire season. **2008**—Re-signed with Titans on April 26 (while still on suspension), and was traded April 27 to Dallas for fourth-round selection in '08 draft ... Suspension lifted by NFL on Aug. 28, and started for Dallas in Games 1-6 before again being suspended under player conduct policy, missing Games 7-12 ... Reinstated and played in three of the last four games. **2009**—Not with an NFL team. **2010**—Signed as free agent with Bengals in May ... Played in five games, but suffered neck injury Oct. 24 at Atlanta and was placed Oct. 26 on Reserve/Injured list ... In his limited action for Cincinnati, had an INT, a forced fumble and two fumble recoveries, with a fumble return for a TD ... On Oct. 24 at Atlanta, stripped ball from WR Roddy White at Bengals' 41 and ran 59 yards after recovery for a TD to give Bengals a 25-24 third-quarter lead. **2011**—Opened second Bengals season

on Reserve/Physically Unable to Perform list, due to rehab from offseason neck surgery ... Made season debut Oct. 30 at Seattle and had 63-yard PR on his first play, but strained a hamstring, did not return and missed next two games ... For the season, played in eight games, with seven starts at RCB in place of injured Leon Hall, and also started at RCB in Wild Card playoff ... His 63-yard PR Oct. 30 at Seattle set up a TD ... Led secondary with six tackles Nov. 20 at Baltimore, including two TD-saving plays — an open-field tackle on WR Torrey Smith, leading to a Nate Clements INT two plays later, and a tackle of RB Ray Rice after 59-yard gain to Bengals six, after which Bengals forced Ravens to settle for FG ... Five tackles and a pass defended in Wild Card playoff at Houston. **2012**—Made early mark in the return game on Sept. 16 at Cleveland, taking game's opening punt 81 yards for a TD in eventual seven-point win ... Named AFC Special Teams Player of the Week for his Cleveland performance ... On Nov. 11 vs. N.Y. Giants, had a 63-yard PR to set up a TD ... Also vs. Giants, forced a fumble (Bengals recovered) against RB Ahmad Bradshaw in the red zone. **2013**—Assumed starting RCB job after a season-ending injury to Leon Hall in Game 5 ... Tied for team lead with three INTs, and led team with 18 passes defended ... On Oct. 6 vs. New England, and had an acrobatic, game-sealing INT at Cincinnati 3 with 0:16 to play ... On Oct. 27 vs. Jets, scored 60-yard TD on return of an intercepted Geno Smith pass ... Two passes defended Oct. 31 at Miami, and recovered a Lamar Miller fumble two yards deep in end zone, returning 43 yards to Bengals 41 ... On Dec. 15 vs. Pittsburgh, intercepted a Ben Roethlisberger pass at Cincinnati two-yard line, and recorded five tackles (two for loss) ... Led secondary with seven tackles in Wild Card Playoff vs. San Diego. **2014**—Turned in best season in Bengals history in overall kick returns, leading NFL in KOR average (31.3) and ranking second in PR average (12.0) ... No previous Bengal had finished in even the top 10 in both categories for a season ... Had 63 tackles, three INTs, 11 passes defended and a fumble recovery ... Had a 47-yard PR to set up a Bengals TD on Oct. 5 at New England ... On Oct. 12 vs. Carolina, had a 97-yard KOR to set up TD, longest play in Bengals history not for a TD ... Had four tackles and a fourth-quarter INT of Peyton Manning in playoff-clinching win Dec. 22 vs. Denver, and had an 80-yard KOR in third quarter, setting up TD ... Led secondary in tackles (six) in Wild Card playoff at Indianapolis. **2015**—Played key defensive role in season-opening win Sept. 13 at Oakland, as his forced fumble against QB Derek Carr cut short a Raiders comeback bid, and he also had a pass defended and led team with 10 tackles, including several solo stops in open field ... On Sept. 27 at Baltimore, jumped the route on a short pass to FB Kyle Juszczyk and got INT to give Bengals possession at Ravens 30, setting up TD for 14-0 lead ... In comeback win on Oct. 11 vs. Seattle, his 35-yard PR helped set up a TD in fourth quarter, and his 19-yarder helped set up winning FG in overtime ... On Dec. 20 at San Francisco, logged three tackles and his third INT of the season, returning it 14 yards to Bengals 42 in second quarter ... Two tackles in Wild Card playoff vs. Pittsburgh.

College: Played three seasons (2002-04) at West Virginia before declaring for NFL Draft after junior year ... Named first-team All-American as junior by College Football News, after leading team in tackles (76) and posting two sacks and three INTs; also named Big East Special Teams Player of the Year, averaging 14.6 yards with a TD on punt returns and 23.4 yards on KORs ... For his career, played 36 games with 22 starts, with 201 tackles, eight INTs, 30 total passes defended, two sacks, two fumble recoveries and two forced fumbles.

Personal: Hometown is Atlanta, Ga. ... Attended Westlake High School, where as a DB and RB he earned Class 4A All-State honors and was named his conference's player of the year ... Also earned prep All-America honors in basketball, and ran track ... Special education major at West Virginia, and was a member of Athletic Director's Academic Honor roll ... Has two daughters, Zaniyah Christine and Trinity Alexandria ... Hobbies include dirt bike riding, listening to music, and his dog, Macho.

NOTE ABOUT NFL EXPERIENCE: Jones did not earn an accrued year of experience toward NFL free agency in 2007 or '09 because he was not on a 53-player roster, a Reserve/Injured list or a Reserve/Physically Unable to Perform list for the required minimum of six games in either season.

ADAM JONES' STATISTICS

YEAR	TEAM	G-S	DEFENSE							INTERCEPTIONS					SCORING				
			ST	AT	TT	SKS-YDS	PD	FF	FR-YDS	NO	YDS	AVG	LG	TD	TD	TD-IntRt	TD-FRRt	S	PTS
2005	Tennessee	15-13	43	10	53	0-0	12	0	0-0	0	0	—	—	0	*1	0	0	0	6
2006	Tennessee	15-15	54	13	67	1-3	14	1	0-0	4	130	32.5	83t	1	*4	1	0	0	24
2007	Tennessee	0-0	DID NOT PLAY**							DID NOT PLAY**					DID NOT PLAY**				
2008	Dallas	9-6	27	6	33	0-0	13	1	1-21	0	0	—	—	0	0	0	0	0	0
2009	—	0-0	DID NOT PLAY**							DID NOT PLAY**					DID NOT PLAY**				
2010	Cincinnati	5-1	10	3	13	0-0	2	1	1-59	1	10	10.0	10	0	1	0	1	0	6
2011	Cincinnati	8-7	24	7	31	0-0	7	0	0-0	0	0	—	—	0	0	0	0	0	0
2012	Cincinnati	16-5	32	11	43	1-6	11	1	0-0	0	0	—	—	0	*1	0	0	0	6
2013	Cincinnati	16-13	44	12	56	0-0	18	1	2-43	3	60	20.0	60t	1	1	1	0	0	6
2014	Cincinnati	16-3	51	12	63	0-0	11	0	1-0	3	23	7.7	12	0	0	0	0	0	0
2015	Cincinnati	14-14	53	9	62	1-1	12	1	0-0	3	14	4.7	14	0	0	0	0	0	0
2016	Cincinnati	16-16	54	12	66	0-0	7	1	0-0	1	2	2.0	2	0	0	0	0	0	0
TENN. TOTALS		30-28	97	23	120	1-3	26	1	0-0	4	130	32.5	83t	1	5	1	0	0	30
DALL. TOTALS		9-6	27	6	33	0-0	13	1	1-21	0	0	—	—	0	0	0	0	0	0
CIN. TOTALS		91-59	268	66	334	2-7	68	5	4-102	11	109	9.9	60t	1	3	1	1	0	18
CAREER		130-93	392	95	487	3-10	107	7	5-123	15	239	15.9	83t	2	8	2	1	0	48

YEAR	TEAM	SPECIAL TEAMS									KICKOFF RETURNS						PUNT RETURNS					
		ST	AT	TT	FF	FR-YDS	BP	BFG	BXP	NO	YDS	AVG	FC	LG	TD	NO	YDS	AVG	FC	LG	TD	
2005	Tennessee	1	0	1	0	0-0	0	0	0	43	1127	26.2	0	85	0	29	272	9.4	8	52t	1	
2006	Tennessee	0	0	0	0	0-0	0	0	0	20	521	26.1	0	70	0	34	440	12.9	3	90t	3	
2008	Dallas	0	0	0	0	0-0	0	0	0	7	155	22.1	0	41	0	21	95	4.5	0	18	0	
2010	Cincinnati	0	0	0	0	1-0	0	0	0	7	134	19.1	0	29	0	5	33	6.6	0	27	0	
2011	Cincinnati	0	0	0	0	0-0	0	0	0	0	***-12	—	0	-12	0	2	67	33.5	0	63	0	
2012	Cincinnati	2	1	3	0	0-0	0	0	0	3	64	21.3	0	31	0	26	301	11.6	0	81t	1	
2013	Cincinnati	1	0	1	0	0-0	0	0	0	0	0	—	0	—	0	11	88	8.0	0	27	0	
2014	Cincinnati	0	0	0	0	0-0	0	0	0	27	844	31.3	0	97	0	22	265	12.0	1	47	0	
2015	Cincinnati	0	0	0	0	0-0	0	0	0	10	235	23.5	0	49	0	16	179	11.2	1	35	0	
2016	Cincinnati	0	0	0	0	0-0	0	0	0	4	79	19.8	0	23	0	10	51	5.1	0	15	0	
TENN. TOTALS		1	0	1	0	0-0	0	0	0	63	1648	26.2	0	85	0	63	712	11.3	11	90t	4	
DALL. TOTALS		0	0	0	0	0-0	0	0	0	7	155	22.1	0	41	0	21	95	4.5	0	18	0	
CIN. TOTALS		3	1	4	0	1-0	0	0	0	51	1344	26.4	0	97	0	92	984	10.7	2	81t	1	
CAREER		4	1	5	0	1-0	0	0	0	121	3147	26.0	0	97	0	176	1791	10.2	13	90t	5	

YEAR	TEAM	PASSING												
		ATT	CMP	CMP%	YDS	YDS/ATT	TD	TD%	INT	INT%	LG	SKD-YDS	RAT	
2005	Tennessee	0	0	—	0	—	0	—	0	—	—	1-13	—	
CAREER		0	0	—	0	—	0	—	0	—	—	1-13	—	

YEAR	TEAM	RUSHING						RECEIVING					
		ATT	YDS	AVG	LG	TD	NO	YDS	AVG	LG	TD		
2006	Tennessee	2	8	4.0	7	0	2	31	15.5	17	0		
CAREER		2	8	4.0	7	0	2	31	15.5	17	0		

KICKOFF RETURN SINGLE-GAME HIGHS: RETURNS—7 (for Tennessee; 12-31-06 vs. New England). YARDS—196 (for Tennessee; 11-20-05 vs. Jacksonville). LONG—97 (for Cincinnati; 10-12-14 vs. Carolina). TOUCHDOWNS—(none).

PUNT RETURN SINGLE-GAME HIGHS: RETURNS—8 (for Tennessee; 12-24-05 at Miami). YARDS—101 (for Tennessee; 12-31-06 vs. New England). LONG—90t (for Tennessee; 11-19-06 at Philadelphia). TOUCHDOWNS—1 (five times; most recently for Cincinnati on 9-16-12 vs. Cleveland).

POSTSEASON

YEAR	TEAM	G-S	DEFENSE							INTERCEPTIONS					SCORING				
			ST	AT	TT	SKS-YDS	PD	FF	FR-YDS	NO	YDS	AVG	LG	TD	TD	TD-IntRt	TD-FRRt	S	PTS
2007	Tennessee	0-0	DID NOT PLAY**							DID NOT PLAY**					DID NOT PLAY**				
2011	Cincinnati	1-1	3	2	5	0-0	1	0	0-0	—	—	—	—	—	—	—	—	—	—
2012	Cincinnati	1-0	1	0	1	0-0	1	0	0-0	—	—	—	—	—	—	—	—	—	—
2013	Cincinnati	1-1	7	0	7	0-0	0	0	0-0	—	—	—	—	—	—	—	—	—	—
2014	Cincinnati	1-1	4	2	6	0-0	0	0	0-0	—	—	—	—	—	—	—	—	—	—
2015	Cincinnati	1-1	1	1	2	0-0	0	0	0-0	—	—	—	—	—	—	—	—	—	—
TENN. TOTALS		0-0	0	0	0	0-0	0	0	0-0	—	—	—	—	—	—	—	—	—	—
CIN. TOTALS		5-4	16	5	21	0-0	2	0	0-0	—	—	—	—	—	—	—	—	—	—
CAREER		5-4	16	5	21	0-0	2	0	0-0	—	—	—	—	—	—	—	—	—	—

YEAR	TEAM	SPECIAL TEAMS									KICKOFF RETURNS						PUNT RETURNS					
		ST	AT	TT	FF	FR-YDS	BP	BFG	BXP	NO	YDS	AVG	FC	LG	TD	NO	YDS	AVG	FC	LG	TD	
2012	Cincinnati	—	—	—	—	—	—	—	—	4	103	25.8	0	34	0	1	0	0.0	0	0	0	
2014	Cincinnati	—	—	—	—	—	—	—	—	3	80	26.7	0	32	0	1	1	1.0	0	1	0	
2015	Cincinnati	—	—	—	—	—	—	—	—	2	50	25.0	0	28	0	1	24	24.0	1	24	0	
CAREER		—	—	—	—	—	—	—	—	9	233	25.9	0	34	0	3	25	8.3	1	24	0	

* NOTE: Jones scored one TD on a punt return with Tennessee in 2005, three TDs on punt returns with Tennessee in '06, and one TD on a punt return with Cincinnati in '12.


** NOTE: Jones was on the Reserve/Suspended by Commissioner list for 16 regular-season games and one postseason game with Tennessee in 2007. He was not with an NFL team in 2009.

*** NOTE: Jones received a lateral and lost 12 yards on a kickoff return with Cincinnati in 2011.

2016 GAME-BY-GAME

DATE	OPPONENT	DEFENSE								INTERCEPTIONS				
		ST	AT	TT	SKS-YDS	INT-YDS	PD	FF	FR-YDS	NO	YDS	AVG	LG	TD
9-11	at N.Y. Jets	5	1	6	0-0	0-0	0	0	0-0	0	0	—	—	0
9-18	at Pittsburgh	3	1	4	0-0	1-2	2	0	0-0	1	2	2.0	2	0
9-25	DENVER	5	2	7	0-0	0-0	1	1	0-0	0	0	—	—	0
9-29	MIAMI	1	1	2	0-0	0-0	0	0	0-0	0	0	—	—	0
10-9	at Dallas	4	1	5	0-0	0-0	1	0	0-0	0	0	—	—	0
10-16	at New England	1	2	3	0-0	0-0	0	0	0-0	0	0	—	—	0
10-23	CLEVELAND	1	0	1	0-0	0-0	0	0	0-0	0	0	—	—	0
10-30	WASHINGTON	4	0	4	0-0	0-0	0	0	0-0	0	0	—	—	0
11-6	— BYE —													
11-14	at N.Y. Giants	2	1	3	0-0	0-0	0	0	0-0	0	0	—	—	0
11-20	BUFFALO	4	1	5	0-0	0-0	1	0	0-0	0	0	—	—	0
11-27	at Baltimore	3	0	3	0-0	0-0	0	0	0-0	0	0	—	—	0
12-4	PHILADELPHIA	9	0	9	0-0	0-0	0	0	0-0	0	0	—	—	0
12-11	at Cleveland	3	0	3	0-0	0-0	0	0	0-0	0	0	—	—	0
12-18	PITTSBURGH	2	1	3	0-0	0-0	2	0	0-0	0	0	—	—	0
12-24	at Houston	2	0	2	0-0	0-0	0	0	0-0	0	0	—	—	0
1-1	BALTIMORE	5	1	6	0-0	0-0	0	0	0-0	0	0	—	—	0
TOTALS		54	12	66	0-0	1-2	7	1	0-0	1	2	2.0	2	0

DATE	OPPONENT	SPECIAL TEAMS							KICKOFF RETURNS							PUNT RETURNS						
		ST	AT	TT	FF	FR-YDS	BP	BFG	BXP	NO	YDS	AVG	FC	LG	TD	NO	YDS	AVG	FC	LG	TD	
9-11	at N.Y. Jets	—	—	—	—	—	—	—	—	2	35	17.5	0	19	0	1	6	6.0	0	6	0	
9-18	at Pittsburgh	—	—	—	—	—	—	—	—	0	0	—	0	—	0	2	19	9.5	0	12	0	
9-25	DENVER	—	—	—	—	—	—	—	—	0	0	—	0	—	0	1	0	0.0	0	0	0	
9-29	MIAMI	—	—	—	—	—	—	—	—	1	21	21.0	0	21	0	0	0	—	0	—	0	
10-9	at Dallas	—	—	—	—	—	—	—	—	0	0	—	0	—	0	1	0	0.0	0	0	0	
10-16	at New England	—	—	—	—	—	—	—	—	0	0	—	0	—	0	0	0	—	0	—	0	
10-23	CLEVELAND	—	—	—	—	—	—	—	—	1	23	23.0	0	23	0	0	0	—	0	—	0	
10-30	WASHINGTON	—	—	—	—	—	—	—	—	0	0	—	0	—	0	2	2	1.0	0	2	0	
11-6	— BYE —																					
11-14	at N.Y. Giants	—	—	—	—	—	—	—	—	0	0	—	0	—	0	0	0	—	0	—	0	
11-20	BUFFALO	—	—	—	—	—	—	—	—	0	0	—	0	—	0	1	10	10.0	0	10	0	
11-27	at Baltimore	—	—	—	—	—	—	—	—	0	0	—	0	—	0	0	0	—	0	—	0	
12-4	PHILADELPHIA	—	—	—	—	—	—	—	—	0	0	—	0	—	0	0	0	—	0	—	0	
12-11	at Cleveland	—	—	—	—	—	—	—	—	0	0	—	0	—	0	0	0	—	0	—	0	
12-18	PITTSBURGH	—	—	—	—	—	—	—	—	0	0	—	0	—	0	0	0	—	0	—	0	
12-24	at Houston	—	—	—	—	—	—	—	—	0	0	—	0	—	0	1	-1	—	0	—	0	
1-1	BALTIMORE	—	—	—	—	—	—	—	—	0	0	—	0	—	0	1	15	15.0	0	15	0	
TOTALS		—	—	—	—	—	—	—	—	4	79	19.8	0	23	0	10	51	5.1	0	15	0	



KIRKPATRICK, DRE

CB #27

Height: 6-2
Weight: 185
College: Alabama
Experience: 6th-year player in 2017

2016 games-starts: 15-14
Career games-starts: 66-34
Born: 10-26-89
Hometown: Gadsden, Ala.
Acquired: D1a'12

First-round pick from 2012 draft played his second year as a starter in 2016 ... Tied for team lead in INTs (three) ... Led the team in passes defended in 2015 and was second in '16 ... Has played in 63 of last 64 games (including postseason) ... Has two career INTs for TDs ... His three INTs in 2013 tied for team lead.

Career transactions: Selected by Cincinnati in first round of 2012 NFL Draft (17th overall) ... Signed with Bengals on 5-18-12 ... Bengals exercised option to extend contract by one year through 2016 on 4-28-15 ... Re-signed with Bengals unrestricted free agent on 3-10-17.

2016 highlights: Started at LCB in Games 1-3 and 5-16... Inactive for Game 4, Sept. 29 vs. Miami, due to hamstring injury ... Posted 46 tackles, three INTs (tied for team lead) and 10 passes defended (second on team) ... On Sept. 11 at N.Y. Jets, his end-zone pass defended against Brandon Marshall on a fourth-and-goal play in first quarter helped force Jets to settle for FG ... On Sept. 18 at Pittsburgh, had an acrobatic INT of a Ben Roethlisberger deep pass, one additional pass defended and two tackles ... Two tackles and an end-zone pass defended on Oct. 9 at Dallas ... On Nov. 14 at N.Y. Giants, jumped a sideline route and intercepted Eli Manning pass at Giants 28 in second quarter, returning 21 yards to set up a FG, and also had five tackles ... On Nov. 20 vs. Buffalo, snagged an INT off a Tyrod Taylor throw on the Bengals 22 in second quarter ... Six tackles and a pass defended Jan. 1 vs. Baltimore.

Previous seasons: **2012**—Worked his way back from preseason knee injury to make debut in Game 8, Nov. 4 vs. Denver, but a concussion suffered in Game 12 at San Diego, combined with recurrence of knee injury, sidelined him for remainder of season ... Played in five games (Games 8-12), with two tackles on defense and two on special teams. **2013**—Played in 14 games (Games 1-2 and 5-16), with starts at LCB in Games 14-16 and in the team's Wild Card playoff vs. San Diego, in place of injured Terence Newman ... Recorded three INTs (one returned for TD), one sack and five passes defended ... Inactive for Games 3-4 due to hamstring injury ...: Logged first career sack, dropping Jason Campbell on Nov. 17 vs. Cleveland ... Won a 50-50 ball from Pro Bowl TE Antonio Gates at Bengals 25-yard line in third quarter Dec. 1 at San Diego, and offense responded with TD drive to take lead for good at 14-7 ... Four tackles in first career start, Dec. 15 at Pittsburgh ... Started Dec. 29 vs. Baltimore and had nine tackles (led secondary) with two INTs of Joe Flacco, the second returned 21 yards for TD in fourth quarter ... Two tackles in Wild Card playoff vs. San Diego. **2014**—Played in Games 1-16 (two starts), and started at LCB in Wild

Card playoff for Terence Newman, who played as reserve in his first game back after an illness ... His three INTs (one returned for a TD) tied for second on team ... Also a special teams standout, he tied for third in special teams tackles (nine) and downed four punts at or inside opponent six-yard line ... On Sept. 14 vs. Atlanta, downed a punt at the four-yard line and teamed with LS Clark Harris to down another at the one ... On Nov. 16 at New Orleans, the first of his two passes defended broke up a play to WR Marques Colston in end zone, the first play of a Bengals goal line stand ... Earned AFC Defensive Player of the Week for his two-INT, one TD performance in playoff-clinching win Dec. 22 vs. Denver ... In the Denver game, returned Peyton Manning pass 30 yards for a TD to give Bengals a 37-28 lead in fourth quarter, and his second INT vs. Denver came with 1:07 to play, ending threat that had reached Bengals 19 ... In Wild Card playoff at Indianapolis, forced Colts to settle for a FG with a third-down pass defended in end zone. **2015**—Played in Games 1-16, with 15 starts, and started Wild Card playoff ... On Nov. 5 vs. Cleveland, tied for team high in tackles (five) and had a pass defended ... Three tackles and team-high three passes defended on Nov. 16 vs. Houston ... Led team with career-high 10 tackles Nov. 29 vs. St. Louis, and had team-high three passes defended ... Seven tackles and two passes defended Dec. 13 vs. Pittsburgh ... Seven tackles and a pass defended Dec. 28 at Denver ... Three tackles in Wild Card playoff vs. Pittsburgh.

College: Played three seasons (2009-11) at Alabama, helping Tide to 36-4 record that included BCS national championships in '09 (14-0 record) and '11 (13-1 record) ... Entered NFL draft after junior season ... Played in 38 games, with starts in 25 contests (12 as a sophomore and 13 as a junior) ... Totaled 91 tackles, three INTs, 16 passes defended, three forced fumbles, a fumble recovery and a TD on a blocked punt return ... Started all 13 games as a junior for unbeaten BCS national champs ... Had no INTs as a junior (nine passes defended and two forced fumbles), but analysts recognized opponents' reluctance to throw in his area, and he still earned first-team All-America honors from Football Writers Association and Pro Football Weekly, along with second-team nod from Associated Press.

Personal: Hometown is Gadsden, Ala. ... Attended Gadsden (Ala.) City High School, where he earned ratings among the elite college CB prospects in the nation ... Earned All-America honors from Parade, USA Today and Super Prep ... Was a general studies major at Alabama ... Has established the 21 Kids Foundation, with goal of creating a healthy environment for the mental health community and assisting youth in academics and athletics ... Has a son, Deandre ... First name is pronounced "DRAY."


DRE KIRKPATRICK'S STATISTICS

YEAR	TEAM	G-S	DEFENSE							INTERCEPTIONS					SCORING						
			ST	AT	TT	SKS-YDS	PD	FF	FR-YDS	NO	YDS	AVG	LG	TD	TD	TD-IntRt	TD-FRRt	S	PTS		
2012	Cincinnati	5-0	2	0	2	0-0	0	0	0-0	0	0	—	—	0	0	0	0	0	0		
2013	Cincinnati	14-3	21	9	30	1-1	5	0	0-0	3	21	7.0	21t	1	1	1	0	0	6		
2014	Cincinnati	16-2	12	2	14	0-0	7	0	0-0	3	32	10.7	30t	1	1	1	0	0	6		
2015	Cincinnati	16-15	63	7	70	0-0	16	0	0-0	0	0	—	—	0	0	0	0	0	0		
2016	Cincinnati	15-14	35	11	46	0-0	10	0	0-0	3	21	7.0	21	0	0	0	0	0	0		
CAREER		66-34	133	29	162	1-1	38	0	0-0	9	74	8.2	30t	2	2	2	0	0	12		
YEAR	TEAM	SPECIAL TEAMS							KICKOFF RETURNS						PUNT RETURNS						
		ST	AT	TT	FF	FR-YDS	BP	BFG	BXP	NO	YDS	AVG	FC	LG	TD	NO	YDS	AVG	FC	LG	TD
2012	Cincinnati	2	0	2	0	0-0	0	0	0	—	—	—	—	—	—	—	—	—	—	—	—
2013	Cincinnati	3	1	4	0	0-0	0	0	0	—	—	—	—	—	—	—	—	—	—	—	—
2014	Cincinnati	8	1	9	0	0-0	0	0	0	—	—	—	—	—	—	—	—	—	—	—	—
CAREER		13	2	15	0	0-0	0	0	0	—	—	—	—	—	—	—	—	—	—	—	—

POSTSEASON																					
YEAR	TEAM	G-S	DEFENSE						INTERCEPTIONS					SCORING							
			ST	AT	TT	SKS-YDS	PD	FF	FR-YDS	NO	YDS	AVG	LG	TD	TD	TD-IntRt	TD-FRRt	S	PTS		
2012	Cincinnati	0-0	DID NOT PLAY*						DID NOT PLAY*					DID NOT PLAY*							
2013	Cincinnati	1-1	2	0	2	0-0	0	0	0-0	—	—	—	—	—	—	—	—	—			
2014	Cincinnati	1-1	2	1	3	0-0	1	0	0-0	—	—	—	—	—	—	—	—				
2015	Cincinnati	1-1	2	1	3	0-0	0	0	0-0	—	—	—	—	—	—	—	—				
CAREER		3-3	6	2	8	0-0	1	0	0-0	—	—	—	—	—	—	—	—				
YEAR	TEAM	G-S	SPECIAL TEAMS						KICKOFF RETURNS					PUNT RETURNS							
			ST	AT	TT	FF	FR-YDS	BP	BFG	BXP	NO	YDS	AVG	FC	LG	TD	NO	YDS	AVG	FC	LG
2014	Cincinnati	1-1	1	0	1	0	0-0	0	0	0	—	—	—	—	—	—	—	—	—	—	—
CAREER		1-1	1	0	1	0	0-0	0	0	0	—	—	—	—	—	—	—	—	—	—	—

* NOTE: Kirkpatrick was on the Reserve/Injured list for one postseason game with Cincinnati in 2012.

2016 GAME-BY-GAME																
DATE	OPPONENT	ST	AT	TT	DEFENSE						INTERCEPTIONS					
					SKS-YDS	INT-YDS	PD	FF	FR-YDS	NO	YDS	AVG	LG	TD		
9-11	at N.Y. Jets	0	1	1	0-0	0-0	1	0	0-0	0	0	—	—	0		
9-18	at Pittsburgh	2	0	2	0-0	1-0	2	0	0-0	1	0	0.0	0	0		
9-25	DENVER	2	0	2	0-0	0-0	0	0	0-0	0	0	—	—	0		
9-29	MIAMI	INACTIVE						INACTIVE								
10-9	at Dallas	2	0	2	0-0	0-0	1	0	0-0	0	0	—	—	0		
10-16	at New England	4	1	5	0-0	0-0	0	0	0-0	0	0	—	—	0		
10-23	CLEVELAND	4	0	4	0-0	0-0	0	0	0-0	0	0	—	—	0		
10-30	WASHINGTON	6	0	6	0-0	0-0	0	0	0-0	0	0	—	—	0		
11-6	— BYE —															
11-14	at N.Y. Giants	2	3	5	0-0	1-21	1	0	0-0	1	21	—	—	0		
11-20	BUFFALO	1	1	2	0-0	1-0	1	0	0-0	1	0	0	0	0		
11-27	at Baltimore	1	1	2	0-0	0-0	1	0	0-0	0	0	—	—	0		
12-4	PHILADELPHIA	3	0	3	0-0	0-0	0	0	0-0	0	0	—	—	0		
12-11	at Cleveland	3	0	3	0-0	0-0	0	0	0-0	0	0	—	—	0		
12-18	PITTSBURGH	1	1	2	0-0	0-0	1	0	0-0	0	0	—	—	0		
12-24	at Houston	1	0	1	0-0	0-0	1	0	0-0	0	0	—	—	0		
1-1	BALTIMORE	3	3	6	0-0	0-0	1	0	0-0	0	0	—	—	0		
TOTALS		35	11	46	0-0	3-21	10	0	0-0	3	21	7.0	21	0		



KROFT, TYLER

TE #81

Height: 6-6
Weight: 260
College: Rutgers
Experience: 3rd-year player in 2017

2016 games-starts: 14-11
Career games-starts: 30-17
Born: 10-15-92
Hometown: Downingtown, Pa.
Acquired: D3a'15

Third-round 2015 draft choice blossomed late in '15 season and filled bigger role in '16, playing in 14 games, with 11 starts ... His opportunities increased in '16 due to injuries to Pro Bowl TE Tyler Eifert ... Enters 2017 with 21 career catches for 221 yards and one TD ... Also has logged 17 special teams tackles.

Career transactions: Selected by Cincinnati in third round of 2015 NFL Draft (85th overall) ... Signed with Bengals on 5-28-15.

2016 highlights: Played in Games 1-14, with 11 starts ... Inactive for Game 15-16 with knee/ankle injuries ... Logged 10 catches for 92 yards ... Tied for fifth on team in special teams stops (seven) ... Caught three-for-35 on Sept. 18 at Pittsburgh and three-for-29 on Oct. 9 at Dallas ... Caught two-for-19 on Oct. 16 at New England ... Caught one pass for six yards Oct. 30 vs. Washington in London ... Exited in third quarter with a concussion on Nov. 27 at Baltimore, but was cleared to return for Dec. 4 vs. Philadelphia.

Previous season: 2015—Played in Games 1-16 ... Six starts, three in base offense replacing injured Tyler Eifert and three as part of multiple-TE alignment ... Also started Wild Card playoff, as a second TE ... Had first career reception Nov. 29 vs. St. Louis, for four yards ... Made first career start as part of base offense on Dec. 6 at Cleveland, subbing for injured Tyler Eifert, and had a

17-yard reception ... Caught two-for-31 on Dec. 13 vs. Pittsburgh ... Made second start in base offense on Dec. 20 at San Francisco, and caught three-for-31, including 20-yard TD from QB AJ McCarron in second quarter ... On Dec. 28 at Denver, logged four receptions for 46 yards, including 15-yarder on third-and-eight during Bengals' game-tying drive in fourth quarter.

College: Played 37 games with 24 starts for Rutgers over three seasons (2012-14), with a redshirt year in 2011 ... Entered NFL Draft following his junior season ... Established his receiving potential as a sophomore, when he led the team in catches (43) and receiving yards (573) ... His totals fell to 24-for-269 as a junior, but Rutgers moved to a run-dominated offensive scheme for 2014, and in adjusting to that switch he improved his NFL stock as a blocker and team player ... Earned Rutgers' 2014 Loyal Knight Award, given to a player "who has displayed great character in sacrificing personal goals for the good of the team" ... In 2014, appeared in 13 games (11 starts) as Rutgers went 8-5 in its first Big Ten season, capping year with Quick Lane Bowl victory over North Carolina ... Named First Team All-American Athletic Conference in 2013.

Personal: Hometown is Downingtown, Pa ... Attended Downingtown East High School, where he played WR as a senior after playing the previous two seasons at TE ... Hobbies include target shooting and video games.

TYLER KROFT'S STATISTICS

YEAR	TEAM	G-S	RECEIVING					RUSHING					SCORING					
			NO	YDS	AVG	LG	TD	ATT	YDS	AVG	LG	TD	TD	TD-R	TD-P	TD-Rt	2-PIC	PTS
2015	Cincinnati	16-6	11	129	11.7	22	1	—	—	—	—	—	1	0	1	0	0	6
2016	Cincinnati	14-11	10	92	9.2	21	0	—	—	—	—	—	0	0	0	0	0	0
CAREER		30-17	21	221	10.5	22	1	—	—	—	—	—	1	0	1	0	0	6

YEAR	TEAM	SPECIAL TEAMS							KICKOFF RETURNS					PUNT RETURNS							
		ST	AT	TT	FF	FR-YDS	BP	BFG	BXP	NO	YDS	AVG	FC	LG	TD	NO	YDS	AVG	FC	LG	TD
2015	Cincinnati	4	6	10	0	0-0	0	0	0	—	—	—	—	—	—	—	—	—	—	—	—
2016	Cincinnati	5	2	7	0	0-0	0	0	0	—	—	—	—	—	—	—	—	—	—	—	
CAREER		9	8	17	0	0-0	0	0	0	—	—	—	—	—	—	—	—	—	—	—	

RECEIVING SINGLE-GAME HIGHS: RECEPTIONS—4 (12-28-15 at Denver). YARDS—46 (12-28-15 at Denver). LONG—22 (12-13-15 vs. Pittsburgh). TOUCHDOWNS—1 (12-20-15 at San Francisco).

POSTSEASON


YEAR	TEAM	G-S	RECEIVING					RUSHING					SCORING						
			NO	YDS	AVG	LG	TD	ATT	YDS	AVG	LG	TD	TD	TD-R	TD-P	TD-Rt	2-PIC	PTS	
2015	Cincinnati	1-1	0	0	—	—	0	—	—	—	—	—	—	—	—	—	—	—	—
CAREER		1-1	0	0	—	—	0	—	—	—	—	—	—	—	—	—	—	—	—

2016 GAME-BY-GAME

DATE	OPPONENT	RECEIVING					RUSHING				
		NO	YDS	AVG	LG	TD	ATT	YDS	AVG	LG	TD
9-11	at N.Y. Jets	0	0	—	—	0	—	—	—	—	—
9-18	at Pittsburgh	3	35	11.7	21	0	—	—	—	—	—
9-25	DENVER	0	0	—	—	0	—	—	—	—	—
9-29	MIAMI	0	0	—	—	0	—	—	—	—	—
10-9	at Dallas	3	29	9.7	13	0	—	—	—	—	—
10-16	at New England	2	19	9.5	13	0	—	—	—	—	—
10-23	CLEVELAND	1	3	3.0	3	0	—	—	—	—	—
10-30	WASHINGTON	1	6	6.0	6	0	—	—	—	—	—
11-6	— BYE —	—	—	—	—	—	—	—	—	—	—
11-14	at N.Y. Giants	0	0	—	—	0	—	—	—	—	—
11-20	BUFFALO	0	0	—	—	0	—	—	—	—	—
11-27	at Baltimore	0	0	—	—	0	—	—	—	—	—
12-4	PHILADELPHIA	0	0	—	—	0	—	—	—	—	—
12-11	at Cleveland	0	0	—	—	0	—	—	—	—	—
12-18	PITTSBURGH	0	0	—	—	0	—	—	—	—	—
12-24	at Houston	—	—	—	—	—	—	—	—	—	—
1-1	BALTIMORE	—	—	—	—	—	—	—	—	—	—
TOTALS		10	92	9.2	21	0	—	—	—	—	—

(Tyler Kraft, continued)

DATE	OPPONENT	SPECIAL TEAMS								KICKOFF RETURNS						PUNT RETURNS					
		ST	AT	TT	FF	FR-YDS	BP	BFG	BXP	NO	YDS	AVG	FC	LG	TD	NO	YDS	AVG	FC	LG	TD
9-11	at N.Y. Jets	0	0	0	0	0-0	0	0	0	—	—	—	—	—	—	—	—	—	—	—	
9-18	at Pittsburgh	1	0	1	0	0-0	0	0	0	—	—	—	—	—	—	—	—	—	—	—	
9-25	DENVER	0	0	0	0	0-0	0	0	0	—	—	—	—	—	—	—	—	—	—	—	
9-29	MIAMI	0	0	0	0	0-0	0	0	0	—	—	—	—	—	—	—	—	—	—	—	
10-9	at Dallas	0	0	0	0	0-0	0	0	0	—	—	—	—	—	—	—	—	—	—	—	
10-16	at New England	0	1	1	0	0-0	0	0	0	—	—	—	—	—	—	—	—	—	—	—	
10-23	CLEVELAND	0	0	0	0	0-0	0	0	0	—	—	—	—	—	—	—	—	—	—	—	
10-30	WASHINGTON	0	0	0	0	0-0	0	0	0	—	—	—	—	—	—	—	—	—	—	—	
11-6	— BYE —																				
11-14	at N.Y. Giants	1	1	2	0	0-0	0	0	0	—	—	—	—	—	—	—	—	—	—	—	
11-20	BUFFALO	0	0	0	0	0-0	0	0	0	—	—	—	—	—	—	—	—	—	—	—	
11-27	at Baltimore	1	0	1	0	0-0	0	0	0	—	—	—	—	—	—	—	—	—	—	—	
12-4	PHILADELPHIA	0	0	0	0	0-0	0	0	0	—	—	—	—	—	—	—	—	—	—	—	
12-11	at Cleveland	1	0	1	0	0-0	0	0	0	—	—	—	—	—	—	—	—	—	—	—	
12-18	PITTSBURGH	1	0	1	0	0-0	0	0	0	—	—	—	—	—	—	—	—	—	—	—	
12-24	at Houston					INACTIVE						INACTIVE						INACTIVE			
1-1	BALTIMORE					INACTIVE						INACTIVE						INACTIVE			
TOTALS		5	2	7	0	0-0	0	0	0	—	—	—	—	—	—	—	—	—	—	—	



KUMEROW, JAKE

WR #84

Height: 6-4
Weight: 210
College: Wisconsin-Whitewater
Experience: 1st-year player in 2017

2016 games-starts: 0-0
Career games-starts: 0-0
Born: 2-17-92
Hometown: Bartlett, Ill.
Acquired: CFA'15

A college free agent signee with the Bengals in 2015, Kumerow has spent most of two seasons on practice squad ... Spent entire '15 season on practice squad ... On practice squad again for Games 1-15 of 2016, then was signed to roster for '16 season finale ... Began college career at University of Illinois, then transferred to Division-III Wisconsin-Whitewater before the 2012 season.

Career transactions: Signed with Cincinnati as college free agent on 5-8-15 ... Waived by Bengals on 9-5-15 ... Signed to Bengals practice squad on 9-6-15 ... Signed to Bengals roster on 1-11-16 ... Waived by Bengals on 9-3-16 ... Signed to Bengals practice squad on 9-4-16 ... Signed to Bengals roster on 12-27-16.

2016 highlights: On practice squad for Games 1-15 ... Signed to the active roster on Dec. 27 ... Inactive for season finale on Jan. 1 vs. Baltimore ... Posted four catches for 67 yards in the preseason.

Previous season: 2015—Appeared in all four preseason games, logging six catches for 65 yards ... On practice squad for Games 1-16 and Wild Card playoff.

College: Played three seasons (2012-14) for Wisconsin Whitewater, after playing as redshirt freshman in '11 at Illinois ... Finished Wisconsin-Whitewater career with 36 total TDs ... Posted 66 catches for 1116 yards and team leading 14 TDs as senior ... As junior, registered school records in receiving yards (1,331) and receiving TDs (19) and earned honorable mention All-America honors from D3football.com ... Totaled seven catches for 103 yards and two TDs to help defeat No. 1 Mount Union (Ohio) 52-14 in 2013 Stagg Bowl national championship game ... As redshirt freshman at Illinois in 2011, caught three passes for 15 yards at Minnesota ... Redshirt year (did not play) in 2010.

Personal: Hometown is Bartlett, Ill. ... Was all-conference selection at South Elgin High School in Bartlett ... Also played baseball and track in high school ... Physical Education major at Wisconsin-Whitewater ... Hobbies include fishing, snowboarding and music ... Last name is pronounced "KOO-mer-o."

NOTE ABOUT NFL EXPERIENCE: Kumerow did not earn an accrued year of experience toward NFL free agency in 2015 or '16 because he was not on a 53-player roster, a Reserve/Injured list or a Reserve/Physically Unable to Perform list for the required minimum of six games in either season.


JAKE KUMEROW'S STATISTICS

YEAR	TEAM	G-S	RECEIVING					RUSHING					SCORING					
			NO	YDS	AVG	LG	TD	ATT	YDS	AVG	LG	TD	TD	TD-R	TD-P	TD-Rt	2-PTC	PTS
2015	Cincinnati	0-0	DID NOT PLAY*					DID NOT PLAY*					DID NOT PLAY*					
2016	Cincinnati	0-0	DID NOT PLAY*					DID NOT PLAY*					DID NOT PLAY*					
CAREER		0-0	0	0	—	—	0	—	—	—	—	—	—	—	—	—	—	—

POSTSEASON

YEAR	TEAM	G-S	RECEIVING					RUSHING					SCORING					
			NO	YDS	AVG	LG	TD	ATT	YDS	AVG	LG	TD	TD	TD-R	TD-P	TD-Rt	2-PTC	PTS
2015	Cincinnati	0-0	DID NOT PLAY*					DID NOT PLAY*					DID NOT PLAY*					
CAREER		0-0	0	0	—	—	0	—	—	—	—	—	—	—	—	—	—	—

* NOTE: Kumerow was on the practice squad for 16 regular-season games and one postseason game in 2015. In 2016, he was on the practice squad for 15 regular-season games and inactive for one regular-season game.



LaFELL, BRANDON

WR #11

Height: 6-3
Weight: 210
College: Louisiana State
Experience: 8th-year player in 2017

2016 games-starts: 16-14
Career games-starts: 103-70
Born: 11-4-86
Hometown: Houston, Texas
Acquired: FA'16

An eighth-year pro who joined Bengals as a free agent for 2016 and finished season ranked second on team in receptions (64), receiving yards (862) and TDs (six) ... Caught 74 passes for New England's 2014 Super Bowl winners ... Entered NFL in 2010 as third-round Carolina draftee and went to New England as unrestricted free agent for 2014-15 ... Recorded 13 catches for 119 yards and two TDs in '14 postseason, including first TD scored in Super Bowl vs. Seattle.

Career transactions: Selected by Carolina in third round of 2010 NFL Draft (78th overall) ... Signed with Panthers on 7-21-10 ... Signed with New England as unrestricted free agent on 3-17-14 ... Contract terminated by Patriots on 3-2-16 ... Signed with Cincinnati as free agent on 3-31-16 ... Re-signed with Bengals on 3-9-17.

2016 highlights: Played in Games 1-16, with 14 starts ... Posted 64 catches for 862 yards and six TDs ... Also drew five pass interference penalties ... In regular season Bengals debut Sept. 11 at N.Y. Jets, posted 91 yards on four receptions, including 21-yarder on a third-and-seven play on Bengals' first TD drive ... Caught three-for-39 on Sept. 18 at Pittsburgh, and drew a 25-yard end-zone pass interference call in the third quarter to set up a Mike Nugent FG ... Led team in catches and receiving yards (eight-for-68) on Oct. 9 at Dallas, including fourth-quarter TDs of seven and five yards ... Caught two-for-13, including five-yard TD in third quarter, on Oct. 16 at New England ... Caught four-for-83, with a 44-yard TD, on Oct. 23 vs. Cleveland ... On Oct. 30 vs. Washington in London, drew an end-zone pass interference in fourth quarter, setting up a Jeremy Hill rushing TD that gave Bengals 27-24 lead ... Led team in catches (five) and receiving yards (95) on Dec. 4 vs. Philadelphia, with an eight-yard TD in third quarter ... On Dec. 18 vs. Pittsburgh, led team in catches (seven) and receiving yards (91), and set up a TD when he drew a 39-yard pass interference penalty against the Steelers in end zone ... Had a career-high 130 yards on six d Dec. 24 at Houston, including 86-yard TD in fourth quarter; the 86-yarder was a short Andy Dalton pass and was the longest gain of any kind by the Bengals on the season, the longest completion in Dalton's career and the second-longest of LaFell's career (he had a 91-yarder for Carolina in 2011) ... On Jan. 1 vs. Baltimore, caught team-high seven passes for 67 yards.

Previous seasons: 2010—Rookie played 14 games for Carolina and caught 38-for-468 ... Earned starting spot for season opener, Sept. 12 vs. Giants, and first pro reception was eight-yarder from QB Matt Moore ... Scored first TD

on 17-yard reception from Moore on Oct. 31 at St. Louis ... Had a 60-yard rush, still longest of his career, on 1-2-11 at Atlanta. 2011—Played in all 16 Carolina games, with six starts, totaling 36 receptions for 613 yards and three TDs ... Logged his first 100-yard game, three-for-103 with a TD, on Dec. 24 vs. Tampa Bay ... Also had TD catches on Sept. 18 vs. Green Bay and on Oct. 23 vs. Washington. 2012—Played in 14 games for Carolina with 12 starts, posting 44 receptions for 677 yards and four TDs ... His 14.9-yard career average per catch at season's end qualified as first in Panthers history ... Had 13 catches of 20 or more yards on the season, including TDs of 22 on Sept. 9 at Tampa Bay, 29 on Nov. 18 vs. Tampa Bay and 43 on Nov. 26 at Philadelphia. 2013—Started 16 games for the first time in his career, for Panthers team that won NFC South with 12-4 record ... Caught 49-for-627, with five TDs ... Had two TD catches Sept. 22 at N.Y. Giants and was four-for-107 with a TD on Oct. 13 at Minnesota ... Caught three-for-34 in his first postseason game, Divisional playoff vs. San Francisco. 2014—Moved to New England as unrestricted free agent and played in all 16 regular-season games (13 starts) before starting all three postseason games for Super Bowl winners ... Posted career highs with 74 receptions for 953 yards and seven TDs (second on team) ... Career-best 11 catches, for 124 yards, on Oct. 26 vs. Chicago ... Two TD catches on Nov. 30 at Green Bay ... Caught five-for-62 with a TD in Divisional playoff win vs. Baltimore ... Caught four-for-29, with 11-yard TD, in Super Bowl vs. Seattle. 2015—Opened season on Reserve/PUP due to foot injury, but played for New England in Games 6-16 and both postseason games ... Caught 37-for-515 in regular season ... Caught five for team-leading 102 yards in win Nov. 8 vs. Washington ... Four catches for team-high 88 yards in win Dec. 20 vs. Tennessee ... Personal season-long catch of 54 yards on Nov. 15 vs. Giants.

Carolina comet: LaFell holds the Carolina Panthers record for longest scrimmage gain in franchise history, with a 91-yard reception for a TD from Cam Newton vs. Tampa Bay in 2011.

College: Played four seasons (2006-09) at LSU, with 175 receptions for 2517 yards ... Finished career with at least one catch in 41 straight games, and his 25 TD catches ranked second in school history ... Led team in receiving yards in each of his last three seasons ... Redshirt year in 2005.

Personal: Hometown is Houston, Texas ... Attended Lamar High School ... Majored in general studies at LSU ... Married (wife Kristen), with a son (Brandon Jr.) and a daughter (Jordin).

BRANDON LaFELL'S STATISTICS

YEAR	TEAM	G-S	RECEIVING					RUSHING					SCORING					
			NO	YDS	AVG	LG	TD	ATT	YDS	AVG	LG	TD	TD	TD-R	TD-P	TD-Rt	2-PIC	PTS
2010	Carolina	14-2	38	468	12.3	44	1	1	60	60	60	0	1	0	1	0	0	6
2011	Carolina	16-6	36	613	17.0	91t	3	0	0	—	—	0	3	0	3	0	0	18
2012	Carolina	14-12	44	677	15.4	62	4	3	35	11.7	25	0	4	0	4	0	0	24
2013	Carolina	16-16	49	627	12.8	79t	5	2	15	7.5	9	0	5	0	5	0	0	30
2014	New England	16-13	74	953	12.9	56t	7	2	13	6.5	9	0	7	0	7	0	0	42
2015	New England	11-7	37	515	13.9	54	0	2	9	4.5	9	0	0	0	0	0	0	0
2016	Cincinnati	16-14	64	862	13.5	86t	6	1	-2	-2.0	-2	0	6	0	6	0	0	36
CAR. TOTALS		60-36	167	2385	14.3	91t	13	6	110	18.3	60	0	13	0	13	0	0	78
N.E. TOTALS		27-20	111	1468	13.2	56t	7	4	22	5.5	9	0	7	0	7	0	0	42
CIN. TOTALS		16-14	64	862	13.5	86t	6	1	-2	-2.0	-2	0	6	0	6	0	0	36
CAREER		103-70	342	4715	13.8	91t	26	11	130	11.8	60	0	26	0	26	0	0	156

YEAR	TEAM	SPECIAL TEAMS					KICKOFF RETURNS					PUNT RETURNS									
		ST	AT	TT	FF	FR-YDS	BP	BFG	BXP	NO	YDS	AVG	FC	LG	TD	NO	YDS	AVG	FC	LG	TD
2011	Carolina	1	0	1	0	0-0	0	0	0	0	0	—	0	—	0	0	0	—	0	—	0
2013	Carolina	0	0	0	0	0-0	0	0	0	0	0	—	0	—	0	1	0	0.0	0	0	0
2014	New England	1	0	1	0	0-0	0	0	0	1	0	0.0	0	0	0	0	0	—	0	—	0
CAREER		2	0	2	0	0-0	0	0	0	1	0	0.0	0	0	0	1	0	0.0	0	0	0

YEAR	TEAM	PASSING											
		ATT	CMP	CMP%	YDS	YDS/ATT	TD	TD%	INT	INT%	LG	SKD-YDS	RAT
2010	Carolina	1	0	—	0	—	0	—	0	—	—	0-0	39.6
CAREER		1	0	—	0	—	0	—	0	—	—	0-0	39.6


RECEIVING SINGLE-GAME HIGHS: RECEPTIONS—11 (for New England; 10-26-14 vs. Chicago). YARDS—130 (for Cincinnati; 12-24-16 at Houston). LONG—91t (for Carolina; 12-24-11 vs. Tampa Bay). TOUCHDOWNS—2 (four times; most recently for Cincinnati on 10-9-16 at Dallas).

RUSHING SINGLE-GAME HIGHS: ATTEMPTS—2 (for New England; 12-28-14 vs. Buffalo). YARDS—60 (for Carolina; 1-2-11 at Atlanta). LONG—60 (for Carolina; 1-2-11 at Atlanta). TOUCHDOWNS—(none).

POSTSEASON																		
YEAR	TEAM	G-S	RECEIVING					RUSHING					SCORING					
			NO	YDS	AVG	LG	TD	ATT	YDS	AVG	LG	TD	TD	TD-R	TD-P	TD-Rt	2-PTC	PTS
2013	Carolina	1-1	4	34	8.5	13	0	1	6	6.0	6	0	0	0	0	0	0	0
2014	New England	3-3	13	119	9.2	23t	2	0	0	—	—	0	2	0	2	0	0	12
2015	New England	2-1	3	6	2.0	9	0	0	0	—	—	0	0	0	0	0	0	0
CAR. TOTALS		1-1	4	34	8.5	13	0	1	6	6.0	6	0	0	0	0	0	0	0
N.E. TOTALS		5-4	16	125	7.8	23t	2	0	0	—	—	0	2	0	2	0	0	12
CAREER		6-5	20	159	8.0	23t	2	1	6	6.0	6	0	2	0	2	0	0	12

CAREER GAME-BY-GAME														
DATE	OPPONENT	RECEIVING					RUSHING							
		NO	YDS	AVG	LG	TD	ATT	YDS	AVG	LG	TD			
2010 / CAROLINA														
9-12	at N.Y. Giants	2	22	11.0	14	0	0	0	—	—	0			
9-19	TAMPA BAY			INACTIVE					INACTIVE					
9-26	CINCINNATI	1	44	44.0	44	0	0	0	—	—	0			
10-3	at New Orleans	1	1	1.0	1	0	0	0	—	—	0			
10-10	CHICAGO	1	16	16.0	16	0	0	0	—	—	0			
10-24	SAN FRANCISCO	6	91	15.2	35	0	0	0	—	—	0			
10-31	at St. Louis	4	40	10.0	17t	1	0	0	—	—	0			
11-7	NEW ORLEANS	2	14	7.0	11	0	0	0	—	—	0			
11-14	at Tampa Bay	3	36	12.0	15	0	0	0	—	—	0			
11-21	BALTIMORE			INACTIVE					INACTIVE					
11-28	at Cleveland	2	37	18.5	28	0	0	0	—	—	0			
12-5	at Seattle	3	33	11.0	14	0	0	0	—	—	0			
12-12	ATLANTA	6	38	6.3	17	0	0	0	—	—	0			
12-19	ARIZONA	3	33	11.0	17	0	0	0	—	—	0			
12-23	at Pittsburgh	0	0	0.0	0	0	0	0	—	—	0			
1-2	at Atlanta	4	63	15.8	28	0	1	60	60.0	60	0			
2011 / CAROLINA														
9-11	at Arizona	4	70	17.5	27	0	0	0	—	—	0			
9-18	GREEN BAY	4	49	12.3	32	1	0	0	—	—	0			
9-25	JACKSONVILLE	0	0	0	0	0	0	0	—	—	0			
10-2	at Chicago	4	42	10.5	21	0	0	0	—	—	0			
10-9	NEW ORLEANS	1	20	20.0	20	0	0	0	—	—	0			
10-16	at Atlanta	1	12	12.0	12	0	0	0	—	—	0			
10-23	WASHINGTON	2	39	19.5	37	1	0	0	—	—	0			
10-30	MINNESOTA	1	44	44.0	44	0	0	0	—	—	0			
11-13	TENNESSEE	1	18	18.0	18	0	0	0	—	—	0			
11-20	at Detroit	3	51	17.0	22	0	0	0	—	—	0			
11-27	at Indianapolis	5	46	9.2	23	0	0	0	—	—	0			
12-4	at Tampa Bay	3	64	21.3	31	0	0	0	—	—	0			
12-11	ATLANTA	2	28	14.0	17	0	0	0	—	—	0			
12-18	at Houston	0	0	0.0	0	0	0	0	—	—	0			
12-24	TAMPA BAY	3	103	34.3	91t	1	0	0	—	—	0			
1-1	at New Orleans	2	27	13.5	14	0	0	0	—	—	0			
2012 / CAROLINA														
9-9	at Tampa Bay	3	65	21.7	24	1	0	0	—	—	0			
9-16	NEW ORLEANS	6	90	15.0	27	0	1	25	25.0	25	0			
9-20	N.Y. GIANTS	1	27	27.0	27	0	0	0	—	—	0			
9-30	at Atlanta	0	0	0.0	0	0	0	0	—	—	0			
10-7	SEATTLE	3	44	14.7	21	0	0	0	—	—	0			
10-21	DALLAS	4	53	13.3	32	1	0	0	—	—	0			
10-28	at Chicago	3	88	29.3	62	0	0	0	—	—	0			
11-4	at Washington			INACTIVE					INACTIVE					
11-11	DENVER	4	29	7.3	21	0	0	0	—	—	0			
11-18	TAMPA BAY	5	93	18.6	29t	1	0	0	—	—	0			
11-26	at Philadelphia	3	74	24.7	43t	1	1	6	6.0	6	0			
12-2	at Kansas City	2	14	7.0	10	0	0	0	—	—	0			
12-9	ATLANTA			INACTIVE					INACTIVE					
12-16	at San Diego	0	0	0	0	0	0	0	—	—	0			
12-23	OAKLAND	5	38	7.6	14	0	0	0	—	—	0			
12-30	at New Orleans	5	62	12.4	19	0	0	0	—	—	0			

DATE	OPPONENT	RECEIVING					RUSHING				
		NO	YDS	AVG	LG	TD	ATT	YDS	AVG	LG	TD
2013 / CAROLINA											
9-8	SEATTLE	0	0	0	0	0	0	0	—	—	0
9-15	at Buffalo	4	13	3.3	12	0	0	0	—	—	0
9-22	N.Y. GIANTS	3	53	17.7	20t	2	0	0	—	—	0
10-6	at Arizona	4	47	11.8	16	0	0	0	—	—	0
10-13	at Minnesota	4	107	26.8	79t	1	1	9	9.0	9	0
10-20	ST. LOUIS	3	35	11.7	18	0	0	0	—	—	0
10-24	at Tampa Bay	3	23	7.7	13	0	0	0	—	—	0
11-3	ATLANTA	6	74	12.3	30	0	0	0	—	—	0
11-10	at San Francisco	4	48	12.0	17	0	0	0	—	—	0
11-18	NEW ENGLAND	7	59	8.4	17	1	0	0	—	—	0
11-24	at Miami	2	36	18.0	29	0	0	0	—	—	0
12-1	TAMPA BAY	3	36	12.0	16t	1	0	0	—	—	0
12-8	at New Orleans	2	22	11.0	11	0	0	0	—	—	0
12-15	N.Y. JETS	3	61	20.3	36	0	1	6	6.0	6	0
12-22	NEW ORLEANS	1	13	13.0	13	0	0	0	—	—	0
12-29	at Atlanta	0	0	0.0	0	0	0	0	—	—	0
Postseason											
1-12	SAN FRANCISCO	4	34	8.5	13	0	1	6	6.0	6	0
2014 / NEW ENGLAND											
9-7	at Miami	0	0	0.0	0	0	0	0	—	—	0
9-14	at Minnesota	0	0	0	0	0	0	0	—	—	0
9-21	OAKLAND	4	46	11.5	15	0	0	0	—	—	0
9-29	at Kansas City	6	119	19.8	44t	1	0	0	—	—	0
10-5	CINCINNATI	1	20	20.0	20	0	0	0	—	—	0
10-12	at Buffalo	4	97	24.3	56t	2	0	0	—	—	0
10-16	N.Y. JETS	4	55	13.8	24	0	0	0	—	—	0
10-26	CHICAGO	11	124	11.3	19	1	0	0	—	—	0
11-2	DENVER	6	53	8.8	18	1	0	0	—	—	0
11-16	at Indianapolis	3	62	20.7	26	0	0	0	—	—	0
11-23	DETROIT	9	98	10.9	16	0	0	0	—	—	0
11-30	at Green Bay	5	38	7.6	15t	2	0	0	—	—	0
12-7	at San Diego	4	41	10.3	19	0	0	0	—	—	0
12-14	MIAMI	6	66	11.0	19	0	0	0	—	—	0
12-21	at N.Y. Jets	7	64	9.1	14	0	0	0	—	—	0
12-28	BUFFALO	4	70	17.5	27	0	2	13	6.5	9	0
Postseason											
1-10	BALTIMORE	5	62	12.4	23t	1	0	0	—	—	0
1-18	INDIANAPOLIS	4	28	7.0	9	0	0	0	—	—	0
2-1	vs. Seattle	4	29	7.3	11t	1	0	0	—	—	0
2015 / NEW ENGLAND											
9-10	PITTSBURGH	RESERVE / PHYSICALLY UNABLE TO PERFORM					RESERVE / PUP				
9-20	at Buffalo	RESERVE / PHYSICALLY UNABLE TO PERFORM					RESERVE / PUP				
9-27	JACKSONVILLE	RESERVE / PHYSICALLY UNABLE TO PERFORM					RESERVE / PUP				
10-4	— BYE —										
10-11	at Dallas	RESERVE / PHYSICALLY UNABLE TO PERFORM					RESERVE / PUP				
10-18	at Indianapolis	RESERVE / PHYSICALLY UNABLE TO PERFORM					RESERVE / PUP				
10-25	N.Y. JETS	2	25	12.5	19	0	0	0	—	—	0
10-29	MIAMI	4	47	11.8	25	0	0	0	—	—	0
11-8	WASHINGTON	5	102	20.4	48	0	0	0	—	—	0
11-15	at N.Y. Giants	2	66	33.0	54	0	0	0	—	—	0
11-23	BUFFALO	4	66	16.5	27	0	0	0	—	—	0
11-29	at Denver	4	36	9.0	14	0	0	0	—	—	0
12-6	PHILADELPHIA	4	27	6.8	12	0	0	0	—	—	0
12-13	at Houston	5	32	6.4	10	0	0	0	—	—	0
12-20	TENNESSEE	4	88	22.0	31	0	1	0	0.0	0	0
12-27	at N.Y. Jets	1	19	19.0	19	0	1	9	9.0	9	0
1-3	at Miami	2	7	3.5	8	0	0	0	—	—	0
Postseason											
1-16	KANSAS CITY	3	6	2.0	9	0	0	0	—	—	0
1-24	at Denver	0	0	—	—	0	0	0	—	—	0
2016 / CINCINNATI											
9-11	at N.Y. Jets	4	91	22.8	49	0	0	0	—	—	0
9-18	at Pittsburgh	3	39	13.0	17	0	0	0	—	—	0
9-25	DENVER	2	34	17.0	27	0	1	-2	-2.0	-2	0
9-29	MIAMI	4	44	11.0	23	0	0	0	—	—	0
10-9	at Dallas	8	68	8.5	14	2	0	0	—	—	0
10-16	at New England	2	13	6.5	8	1	0	0	—	—	0
10-23	CLEVELAND	4	83	20.8	44t	1	0	0	—	—	0
10-30	WASHINGTON	1	6	6.0	6	0	0	0	—	—	0
11-6	— BYE —										
11-14	at N.Y. Giants	1	9	9.0	9	0	0	0	—	—	0
11-20	BUFFALO	4	32	8.0	16	0	0	0	—	—	0
11-27	at Baltimore	3	38	12.7	23	0	0	0	—	—	0
12-4	PHILADELPHIA	5	95	19.0	44	1	0	0	—	—	0
12-11	at Cleveland	3	22	7.3	11	0	0	0	—	—	0
12-18	PITTSBURGH	7	91	13.0	25	0	0	0	—	—	0
12-24	at Houston	6	130	21.7	86t	1	0	0	—	—	0
1-1	BALTIMORE	7	67	9.6	17	0	0	0	—	—	0



LAUFASA, DARRIN

FB #44

Height: 6-1
Weight: 245
College: Texas-El Paso
Experience: Rookie in 2017

2016 games-starts: 0-0
Career games-starts: 0-0
Born: 5-6-95
Hometown: Seattle, Wash.
Acquired: CFA'17

An athletic lead-blocker who helped pave way for record-setting rushing season for UTEP in 2016 ... Served as the Minors' lead blocker for RB Aaron Jones' 1773 rushing yards, a single-season school record ... Helped Miners average 185.5 yards per game on the ground, with 20 rushing TDs ... Played in 44 career games, including starts in the last 37.

Career transactions: Signed with Cincinnati as college free agent on 5-5-17.

College highlights: Played in 44 career games, with 37 consecutive starts to end his college career. Was lead-blocker for RB Aaron Jones all four years, helping Jones become UTEP's all-time leading rusher (4114 yards). **2016**—Started all 12 games and totaled three receptions for 17 yards, and three rushes for eight yards ... Served as lead-blocker for RB Aaron Jones, who rushed for UTEP single-season record 1773 yards, while also becoming school's all-time leading rusher ... Helped Miners offense average 185.5 yards per game on the ground. **2015**—Started all 12 games ... Totaled 183 rushing yards on 33 attempts (5.5 average), with one TD ... Also caught 10 passes for 91 yards ...

Rushed for career-best 85 yards on eight carries, including a 66-yard TD run, in win over New Mexico State ... Recorded 11 rushes (career high) for 46 yards at Old Dominion ... Blocked for Miners rushing attack that three times topped 200 yards in a game. **2014**—Started all 13 games ... Recorded 41 yards rushing, with one TD, and five catches for 16 yards and another TD ... Helped pave the way blocking for Aaron Jones' 1321 yards and 11 TD on the ground. **2013**—Started seven games, missing last five due to injury ... Recorded 26 rushes for 137 yards and two TDs ... Also caught eight passes for 29 yards and a TD ... Saw time on Miners' kickoff coverage unit, with six tackles ... Rushed nine times for 74 yards and two TDs (17 and 45 yards), all in the second half, in win vs. New Mexico State ... Caught three passes for 21 yards and a TD at Colorado State.

High School: Attended Bothell High School in Bothell, Wash., as a senior, after spending his first three years at Juanita High School in Kirkland, Wash. (both outside Seattle).

Personal: Born in American Samoa ... Hometown is Seattle, Wash. ... Kinesiology major at UTEP ... Last name is pronounced "lowl-FAH-suh."



LAWSON, CARL

LB #58

Height: 6-2
Weight: 260
College: Auburn
Experience: Rookie in 2017

2016 games-starts: 0-0
Career games-starts: 0-0
Born: 6-29-95
Hometown: Alpharetta, Ga.
Acquired: D4a'17

The first of three Bengals fourth-round selections, Lawson is considered a pass-rush specialist with a blend of strength, speed and athleticism ... Compiled career 24 tackles for losses, including 14 sacks, in three seasons of action at Auburn ... At 6-2, 261 pounds, played mostly on the defensive line for the Tigers, but Bengals plan to use him primarily at linebacker ... His 35 bench press reps of 225 pounds led all defensive linemen and linebackers at the NFL Combine, and tied for the top mark overall ... Two-time team captain at Auburn (2015 and '16) ... Named by coaches All-SEC First Team in 2016.

Career transactions: Selected by Cincinnati in fourth round of 2017 NFL Draft (116th overall) ... Signed with Bengals on 5-7-17.

Coach Jacob Burney says: Bengals defensive line coach Jacob Burney, who worked out Lawson at his pro day, had this to say when asked what stood out to him during Lawson's workout: "His outstanding effort. I put it to him, and he stood up every time. That was very impressive. This is a talented kid, a leader on that team (at Auburn), and he was ready to go. Some other guys faded, but he was there. So it just let me know how tough he is between his ears. With the talent, with his leadership qualities, we're getting a good football mind, as well as a good personality."


College highlights: Played in 33 career games, with 20 starts ... His 67 tackles include 24 for losses (19th in Auburn history) and 14 sacks. **2016**—Named All-Sec First Team by conference coaches and was a semifinalist for both the Chuck Bednarik Award (nation's best defensive player) and Lombardi Award (nation's best lineman or linebacker) ... Started 13 games ... Of his 30 tackles, 13.5 were for losses, including nine sacks ... Recorded a pair of sacks, along with three QB hurries and four tackles vs. LSU ... Two sacks and a forced fumble at Mississippi State ... Had a sack and seven QB hurries at Arkansas ... One sack and three QB hurries at Ole Miss ... Recorded an eight-yard sack on last drive vs. Vanderbilt, helping preserve seven-point victory. **2015**—Played in and started seven games, totaling 17 tackles, three TFLs and one sack ... In season opener vs. Louisville, recorded two tackles for losses, including a seven-

yard sack, but suffered hip injury in the second quarter that held him out of the next six games and limited him thereafter. **2014**—Missed season (redshirt) with torn ACL. **2013**—Played in all 14 games for SEC champion Auburn team that played in National Championship game, seeing increased playing time as season progressed ... Recorded 20 tackles, including 7.5 for losses, with four sacks and two forced fumbles ... Burst onto scene in fifth career game, vs. Ole Miss, with 3.5 tackles for losses, including a pair of sacks ... Named SEC Freshman of the Week for performance vs. Ole Miss ... Had a seven-yard sack at Tennessee and forced a fumble ... Recorded a four-yard sack in SEC Championship win over Missouri.

Willie endorses Lawson: Lawson was a few years older than the son of former Bengals OT Willie Anderson when the two attended Milton High School in Alpharetta, Ga., but he still managed to make an impression on the Bengal great. Anderson, also an Auburn alum, offered this endorsement of Lawson to Bengals.com after the draft: "He's a great kid. A leader. He worked his way up. (He had) no college offers before his senior year, and he and his dad worked hard to make him (one of the top recruits in the country). He dominated high school linemen and continued in college. He had the injuries, but now he knows how to train and take care of himself. He'll give you Takeo-like (former Bengals LB Takeo Spikes) effort and intensity. He's been a captain at both levels and has always been a positive guy that other young players like my son looked up to. Every coach he's ever played for absolutely loves him. No one says a bad word about Carl. He's a warrior."

High school: Attended Milton High School in Alpharetta, Ga. (outside Atlanta) ... Recorded 78 tackles as a senior, including 44 for losses, with 27 sacks ... As a junior, logged 87 tackles, 31 TFLs and 15 sacks ... Considered one of the top prospects in the country regardless of position ... Played in the 2013 Under Armour All-America Game ... Also participated in wrestling and track.

Personal: Hometown is Alpharetta, Ga. ... Communications major at Auburn ... Father, Carl Sr., played fullback at Georgia Tech.



LECHLER, LANDON

OT #77

Height: 6-7
Weight: 317
College: North Dakota State
Experience: Rookie in 2017

2016 games-starts: 0-0
Career games-starts: 0-0
Born: 8-11-93
Hometown: Beach, N.D.
Acquired: CFA'17

A tackle prospect who was part of four FCS national championship teams at North Dakota State, and was a regular starter at ROT for two of them ... Was key part of NDSU offensive line that helped power one of college football's perennial top offenses ... Played in 54 career games for the Bison, with 45 starts ... A good athlete for his size, he played some TE in high school and was an all-state basketball player.


Career transactions: Signed with Cincinnati as college free agent on 5-5-17.

College highlights: Spent five years in NDSU program, with a redshirt year in 2012 ... Played in 54 games, and started every game (45) his last three seasons. **2016**—Started all 14 games at ROT ... Helped Bison average 240.9 yards rushing per game, and 5.7 yards per rush ... Blocked for Bison rushing attack that totaled 239 yards and averaged 4.9 yards per carry in upset win at Iowa. **2015**—Started all 15 games at ROT for FCS national champions ...

Part of offensive line that ranked first in FCS in time of possession (36:38) and third in total first downs (329). **2014**—Started all 16 games at ROT for FCS national champions ... Helped Bison to No. 2 ranking nationally in time of possession (34:03) and No. 3 in total first downs (343) ... Helped offensive line rank first in FCS with only 3.38 tackles for losses per game. **2013**—Played in nine games for FCS national champions as backup LOT ... Helped NDSU rank first nationally in third-down conversion percentage and second in time of possession. **2012**—Did not play (redshirt).

High school: Attended Beach High School in Beach, N.D. ... Played OT and TE, as well as defensive line ... Also a 1000-point scorer and all-state performer in basketball, and competed in shot-put and discus in track and field.

Personal: Hometown is Beach, N.D. ... General agriculture major at North Dakota State.



MADARIS, MONTY

WR #19

Height: 6-0
Weight: 200
College: Michigan State
Experience: Rookie in 2017

2016 games-starts: 0-0
Career games-starts: 0-0
Born: 9-8-93
Hometown: Cincinnati, Ohio
Acquired: CFA'17

Cincinnati native and former Moeller High School great looking to earn roster spot with hometown Bengals ... Played in 34 games at Michigan State, with 11 starts ... Totaled 31 catches for 413 yards and a TD ... Also saw time at CB in 2015 ... In 2011 at Moeller, had 18 TDs and more than 1400 scrimmage yards en route to being named the Cincinnati Enquirer's 2011 Player of the Year.

Career transactions: Signed with Cincinnati as college free agent on 5-5-17.

College highlights: Spent five seasons in Michigan State program, with a redshirt year in 2012 ... Played in 34 career games, with 11 starts, and totaled 31 catches for 413 yards and a TD. **2016**—Started 11 games, and missed one game (Illinois) due to injury ... Totaled 24 catches for 301 yards and a TD ... Career-high five catches for 85 yards vs. Furman ... Five catches for 49 yards vs. Wisconsin ... Had a 20-yard TD reception in fourth quarter vs. Michigan ... Logged four catches for 30 yards at Penn State. **2015**—Played in 10 games,

after missing first four games with leg injury ... Saw time on offense and special teams, as well as brief action at defense (CB) ... Two catches for 47 yards vs. Purdue ... Saw time at CB at Nebraska. **2014**—Played in 12 games ... Recorded five catches for 56 yards ... Logged first career reception, a 13-yarder, in season opener vs. Jacksonville State. **2013**—Played in one game (at Illinois). **2012**—Did not play (redshirt).

High school: Attended Archbishop Moeller High School in Cincinnati, Ohio ... Had 56 catches for 1137 yards and 16 TDs as a senior, along with 280 yards rushing and two scores on the ground ... As a senior in 2011, was named Cincinnati Enquirer Player of the Year, AP Southwest District Offensive Player of the Year and Greater Catholic League South Division Offensive Player of the Year.

Personal: Hometown is Cincinnati, Ohio ... Sociology major at Michigan State ... Last name is pronounced "muh-DAIR-iss."



MALONE, JOSH

WR #80

Height: 6-3
Weight: 208
College: Tennessee
Experience: Rookie in 2017

2016 games-starts: 0-0
Career games-starts: 0-0
Born: 3-21-96
Hometown: Gallatin, Tenn.
Acquired: D4b'17

The second of three Bengals fourth-round draft selections, Malone was a deep-ball specialist in his three years at Tennessee ... Finished college career with 104 receptions (18th in school history), 1608 receiving yards (15.5-yard average) and 14 receiving TDs ... Averaged school-record 19.4 yards per reception in 2016, with 11 receiving TDs in 13 games ... Posted 4.40-second 40-yard dash at the NFL Scouting Combine, third best among wide receivers and eighth overall.

Career transactions: Selected by Cincinnati in fourth round of 2017 NFL Draft (128th overall) ... Signed with Bengals on 5-17-17.

Coach James Urban says: "He is big and long and runs fast. Some of those balls from their quarterback were thrown pretty far down the field. That's what they did with him. He transitions well. There's some route-running techniques that we'll get him to do our way, but that's what everybody has. He's been well-coached at Tennessee. He had an injury two years ago that took him off the field a bit, so that's why his career numbers aren't what they could be. He had a fine year (in college) this year, and we think he can stretch the field at this level as well."

College highlights: Three-year totals at Tennessee of 104 receptions (18th in school history), 1608 receiving yards (15.5 average) and 14 TDs ... Averaged 39 yards per TD reception, with long of 75, and seven of his TDs were longer than 40 yards ... Four 100-yard receiving games ... **2016**—Started all 13 games ... Set single-season school record with 19.4-yard average per reception, breaking Robert Meachem's mark of 18.3 from 2006 ... Season totals of 50 receptions, 972 yards (third in SEC) and 11 TDs (third in SEC) ... Season receiving TD total was tied for third-most in school history and was most since Meachem had 11 in 2006 ... Averaged 41.3 yards per TD reception, with a

long of 67, and six of his TDs were longer than 40 yards ... In season-opening win vs. Appalachian State, had two catches for 81 yards, including 67-yard TD ... Caught 38-yard TD in win vs. Virginia Tech ... Five catches for 69 yards, including a pair of 20-yard TD catches, in win over Ohio ... Four catches for 91 yards, including a 42-yard TD, in comeback win vs. Florida ... Four catches for 92 yards, with a 51-yard TD, in win vs. Kentucky ... Three catches for 83 yards, with a 57-yard TD, in win vs. Missouri ... Posted career highs in catches (seven) and yards (121), including 27-yard TD, at Vanderbilt ... Five catches for 120 yards, with a 59-yard TD, in Music City Bowl win over Nebraska. **2015**—Played in 13 games, with 12 starts ... Totaled 31 catches (third on team) for 405 yards (led team) and two TDs ... Two catches for 19 yards, including nine-yard TD, vs. Oklahoma ... Five catches for 60 yards in win over Georgia ... First career 100-yard receiving game in win at Kentucky, logging four catches for 103 yards, with a career-long 75-yard TD ... **2014**—Battled injuries throughout freshman season, but played in all 13 games, with six starts ... Totaled 23 catches for 231 yards and one TD ... Two catches for 21 yards in first collegiate game, a win vs. Utah State ... In first collegiate start, at Georgia, recorded five catches for 43 yards ... Five catches for 75 yards at No. 3 Ole Miss ... First career TD was a nine-yarder vs. No. 4 Alabama.

High school: Attended Station Camp High School in Gallatin, Tenn. (outside Nashville)... As a senior in 2013, earned first-team all-state honors (Tennessee Sports Writers Association) and was named Tennessee's Mr. Football ... Caught 71 passes for 1404 yards and 19 TDs as a senior, along with 246 rushing yards and five TDs on 22 carries ... As a senior, scored 31 TDs in four different ways (receiving, rushing, kickoff return and INT return) ... Played in 2014 U.S. Army All-American Game.

Personal: Hometown is Gallatin, Tenn. ... Finance major at Tennessee.



McCARRON, AJ

QB #5

Height: 6-3
Weight: 215
College: Alabama
Experience: 3rd-year player in 2017

2016 games-starts: 1-0
Career games-starts: 8-3
Born: 9-13-90
Hometown: Mobile, Ala.
Acquired: D5'14

One of biggest QB winners in college history, McCarron filled No. 2 QB role in '16 ... Took over No. 1 job in '15 season, after Andy Dalton suffered thumb fracture Dec. 13 vs. Pittsburgh, and posted 97.1 season passer rating while becoming only QB in Bengals history to have no INTs in first three starts ... In '15 season Wild Card playoff vs. Pittsburgh, led Bengals from 15-0 deficit after three quarters to 16-15 lead, only to see Steelers prevail 18-16 on late FG ... Joined 53-player roster late in 2014 after rehab from college shoulder injury ... Posted 36-4 record in three seasons as Crimson Tide starter, leading national championship teams in 2011 and '12 ... Set Alabama records for TD passes (77), passing yards (9019) and completion percentage (66.9) ... Finished second in 2013 Heisman Trophy voting behind Florida State QB Jameis Winston.

Career transactions: Selected by Cincinnati in fifth round of 2014 NFL Draft (164th overall) ... Signed with Bengals on 5-22-14.

2016 highlights: Active/DNP in No. 2 QB role for Games 1-5 and 7-16 ... Saw action Oct. 16 at New England, in late relief of Andy Dalton (no pass attempts) ... Posted 106.8 passer rating in preseason, playing in all four games.

Previous seasons: **2014**—Missed entire preseason with shoulder injury that predated start of training camp, and was placed Aug. 30 on Reserve/Non-Football Injury list ... Cleared to practice on Nov. 18, and activated to roster on Dec. 9 ... Was game day Inactive (coaches' decision) for Games 14-16 and for Wild Card playoff. **2015**—Played in Games 8 and 11-16, with starts in place of injured Andy Dalton in Games 14-16, and also started Wild Card playoff ... Active/DNP for the other nine regular-season games ... His first three game appearances were late mop-up roles, but on Dec. 13 vs. Pittsburgh, he played the last three quarters following injury to Andy Dalton and passed 22-for-32 for 280 yards, with two TDs and two INTs ... Had a perfectly thrown 66-yard TD connection with WR A.J. Green in the Pittsburgh game, but also threw a pick-six ... Led playoff-clinching win Dec. 20 at San Francisco in his first career start, posting 115.6 passer rating on 15-of-21 for 192-1-0 ... TD pass at San Francisco was 20 yards to TE Tyler Kroft ... Started on Dec. 28 at Denver and passed 22-of-35 for 200-1-0, but had a lost fumble in overtime that ended

game ... Posted 103.9 rating on 1-3-16 vs. Baltimore (17-for-27 for 160-2-0) ... In Wild Card playoff vs. Pittsburgh, passed 23-for-41 for 212-1-1, his TD pass going 25 yards to A.J. Green for 16-15 Bengals lead in fourth quarter ... Made NFL debut Nov. 5 vs. Cleveland, taking game's final two snaps with kneel-downs ... Played final three Bengals snaps Nov. 29 vs. St. Louis and completed first NFL pass on his only attempt, a three-yarder to HB Rex Burkhead.

College: A multiple career-record holder at Alabama, played four seasons (2010-13), with a redshirt year in '09 ... Played 53 games with 40 starts ... Posted a 36-4 record in three seasons as a Crimson Tide starter, leading national championship teams in 2011 and '12 ... Only QB to win back-to-back BCS national championships ... Set school records for TD passes (77), passing yards (9019) and completion percentage (66.9), and his INT percentage (1.46) was the lowest in NCAA annals (15 INTs in 1026 attempts) ... In 2013, led Alabama to 11-2 record, and had team in position to reach a third straight BCS title game until Auburn scored on a 109-yard missed FG return to beat Tide 34-28 on final play of regular-season finale ... Finished second in '13 Heisman Trophy voting behind Florida State QB Jameis Winston ... Also in '13, won the Maxwell Award and Johnny Unitas Golden Arm Award ... Led 2012 Tide to 13-1 record and second straight BCS title, including 42-14 rout of Notre Dame in championship game ... His '12 season INT percentage of 0.96 was the lowest ever for an SEC performer (minimum 200 completions) ... In 2011, won starting QB job as a sophomore and led team to a 12-1 record, with 21-0 conquest of LSU in BCS finale.

Personal: Hometown is Mobile, Ala. ... Attended St. Paul's Episcopal School, where he led the team to a 14-1 record and a state championship as a junior ... Business major at Alabama ... Married (wife is model and television personality Katherine Webb), with a son (Tripp).

NOTE ABOUT NFL EXPERIENCE: McCarron did not earn an accrued year of experience toward NFL free agency in 2014 because he was not on a 53-player roster, a Reserve/Injured list or a Reserve/Physically Unable to Perform list for the required minimum of six games.

AJ McCARRON'S STATISTICS

			PASSING											
YEAR	TEAM	G-S	ATT	CMP	CMP%	YDS	YDS/ATT	TD	TD%	INT	INT%	LG	SKD-YDS	RAT
2014	Cincinnati	0-0	DID NOT PLAY*											
2015	Cincinnati	7-3	119	79	66.4	854	7.18	6	5.0	2	1.7	66t	12-63	97.1
2016	Cincinnati	1-0	0	0	—	0	—	0	—	0	—	—	0-0	—
CAREER		8-3	119	79	66.4	854	7.18	6	5.0	2	1.7	66t	12-63	97.1

		RUSHING					RECEIVING					SCORING					
YEAR	TEAM	ATT	YDS	AVG	LG	TD	NO	YDS	AVG	LG	TD	TD	TD-R	TD-P	TD-Rt	2-PTC	PTS
2015	Cincinnati	14	31	2.2	16	0	—	—	—	—	—	—	—	—	—	—	—
CAREER		14	31	2.2	16	0	—	—	—	—	—	—	—	—	—	—	—

PASSING SINGLE-GAME HIGHS: ATTEMPTS—35 (12-28-15 at Denver). COMPLETIONS—22 (two times; most recently on 12-28-15 at Denver). YARDS—280 (12-13-15 vs. Pittsburgh). TOUCHDOWNS—2 (two times; most recently on 1-3-16 vs. Baltimore). INTERCEPTIONS—2 (12-13-15 vs. Pittsburgh). LONG—66t (12-13-16 vs. Pittsburgh). RATING (minimum 14 attempts)—115.6 (12-20-15 at San Francisco).


RUSHING SINGLE-GAME HIGHS: ATTEMPTS—4 (12-28-15 at Denver). YARDS—21 (12-28-15 at Denver). LONG—16 (12-28-15 at Denver). TOUCHDOWNS—(none).

POSTSEASON

			PASSING											
YEAR	TEAM	G-S	ATT	CMP	CMP%	YDS	YDS/ATT	TD	TD%	INT	INT%	LG	SKD-YDS	RAT
2014	Cincinnati	0-0	DID NOT PLAY*											
2015	Cincinnati	1-1	41	23	56.1	212	5.17	1	2.4	1	2.4	25t	3-24	68.3
CAREER		1-1	41	23	56.1	212	5.17	1	2.4	1	2.4	25t	3-24	68.3

		RUSHING					RECEIVING					SCORING					
YEAR	TEAM	ATT	YDS	AVG	LG	TD	NO	YDS	AVG	LG	TD	TD	TD-R	TD-P	TD-Rt	2-PTC	PTS
2015	Cincinnati	5	9	1.8	6	0	—	—	—	—	—	—	—	—	—	—	—
CAREER		5	9	1.8	6	0	—	—	—	—	—	—	—	—	—	—	—

* NOTE: McCarron was on the Reserve/Non-Football Injury list for 13 regular-season games and he was active/DNP for three regular-season games and one postseason game with Cincinnati in 2014.



McRAE, TONY

CB #29

Height: 5-10
 Weight: 185
 College: North Carolina A&T
 Experience: 1st-year player in 2017

2016 games-starts: 0-0
 Career games-starts: 0-0
 Born: 5-3-93
 Hometown: Laurinburg, N.C.
 Acquired: FA'16

A first-year player who was with Bengals in the 2016 preseason and on practice squad in Week 1, and later was re-signed to practice squad prior to Game 12 ... Entered NFL with Oakland as a college free agent following 2016 draft.

Career transactions: Signed with Oakland as college free agent on 5-10-16 ... Waived by Raiders on 5-16-16 ... Signed with Cincinnati on 8-9-16 ... Waived by Bengals on 9-3-16 ... Signed to Bengals practice squad on 9-4-16 ... Released from Bengals practice squad on 9-16-16 ... Signed to Bengals practice squad on 11-29-16 ... Signed to Bengals roster on 1-2-17.

2016 recap: On Bengals practice squad for Games 1 and 12-16 ... Played in all four preseason games, with eight tackles.

College highlights: Played four seasons (2012-15) at North Carolina A&T and was a first-team all-Mid-Eastern Athletic Conference selection

as both a junior and senior ... Played on teams that compiled a 32-13 aggregate record ... Had four career kickoff returns for TDs ... As a senior, led team in INTs (three) and tackles (55), and tied for team lead in total passes defended (eight) ... Logged 1.5 sacks as a senior and averaged 28.3 yards on 22 kickoff returns, with two for TDs ... As a junior, had 62 tackles, five INTs and 16 passes defended, and had a TD among his 14 KOR for a 25.7-yard average ... Averaged 24.8 yards on 18 KOR as a sophomore, with one TD.


Personal: Hometown is Laurinburg, N.C. ... Attended Scotland County High School, where as a senior he helped lead football team to 15-0 record and Class 4A state title, scoring three TDs in the championship game.

NOTE ABOUT NFL EXPERIENCE: McRae did not earn an accrued year of experience toward NFL free agency in 2016 because he was not on a 53-player roster, a Reserve/Injured list or a Reserve/Physically Unable to Perform list for the required minimum of six games.

TONY McRAE'S STATISTICS

YEAR	TEAM	G-S	DEFENSE						INTERCEPTIONS					SCORING					
			ST	AT	TT	SKS-YDS	PD	FF	FR-YDS	NO	YDS	AVG	LG	TD	TD	TD-IntRt	TD-FRRt	S	PTS
2016	Cincinnati	0-0	DID NOT PLAY*						DID NOT PLAY*					DID NOT PLAY*					
CAREER		0-0	0	0	0	0-0	0	0	0-0	—	—	—	—	—	—	—	—	—	—

* NOTE: McRae was on the practice squad for six games with Cincinnati in 2016.



MINTER, KEVIN

LB #51

Height: 6-0
Weight: 246
College: Louisiana State
Experience: 5th-year player in 2017

2016 games-starts: 16-16
Career games-starts: 61-37
Born: 12-3-90
Hometown: Suwanee, Ga.
Acquired: UFA(Ariz.)'17

A veteran in his prime, Minter joins Bengals for 2017 as an unrestricted free agent, after four seasons with Arizona ... Started every game for Cardinals the last two seasons and finished second on the team in tackles each year ... Second-round 2013 draft choice has played in 61 consecutive games (including postseason) and helped lead the Cardinals to playoffs in both 2014 and '15 ... Proven performer against the rush and in pass coverage ... Posted his career high for tackles (12) vs. Bengals in 2015.

Career transactions: Selected by Arizona in second round of 2013 NFL Draft (45th overall) ... Signed with Cardinals on 5-14-13 ... Signed with Cincinnati as unrestricted free agent on 3-20-17.

2016 highlights: Had a career-best 3.5 sacks among his 95 tackles for Arizona ... Sacked Tyrod Taylor for 13-yard loss on opening possession on Sept. 25 at Buffalo ... His nine tackles in win Oct. 6 at San Francisco included 1.5 sacks against Blaine Gabbert ... Had consecutive 10-tackle efforts on Oct. 23 vs. Seattle and Oct. 30 at Carolina ... Tied for team lead with seven tackles Nov. 20 at Minnesota ... Sacked Kirk Cousins to force a punt in win Dec. 4 vs. Washington ... Personal season-best 11 tackles and two passes defended Dec. 18 vs. New Orleans .. Eight tackles, three QB hits and a pass defended in 44-6 win on 1-1-17 at Los Angeles.

Previous seasons: **2013**—Played in 13 games as Cardinals rookie, primarily on special teams, and had four special teams tackles ... Made NFL debut Sept. 8 at St. Louis ... Led team with two special teams tackles Dec. 22 at Seattle. **2014**—Played in every game, with five starts, helping Cardinals to 11-5 season and Wild Card playoff berth ... His 49 tackles included one sack and five

tackles-for-loss ... Logged his first three career tackles on defense on Sept. 8 vs. San Diego ... Made first career start Sept. 14 at N.Y. Giants (three tackles) ... First career sack on Nov. 23 at Seattle, dropping Russell Wilson for one-yard loss ... Two tackles in Wild Card playoff at Carolina. **2015**—Second on Cardinals' 13-3 NFC West championship team with career-best 110 tackles ... His 13 tackles-for-loss ranked third on team ... Led team in postseason (two games) in tackles-for-loss (four), and had 15 total stops ... On Sept. 27 vs. San Francisco, tackled RB Carlos Hyde for a third-quarter safety in 47-7 win, and tied for team tackles lead (eight) while leading in TFL (four) ... Led team in solo tackles (seven) and had two QB hits on Nov. 1 at Cleveland ... Led team with career-high 12 tackles on Nov. 22 vs. Cincinnati, and also had two QB hits and a pass defended ... Led team with 10 tackles Dec. 27 vs. Green Bay ... Six tackles, including two for losses, in Divisional Playoff win vs. Green Bay ... Led Cardinals' LBs in tackles (nine), including two for losses, in NFC Championship at Carolina.

College: Played 38 games over three seasons (2010-12) at LSU, starting his final 27 contests at MLB ... Redshirted in 2009 ... Entered NFL draft after his junior season ... Earned first-team All-America honors from Sports Illustrated in '12 and was a finalist for Butkus Award (top college LB) ... In his last game, vs. Clemson in Chick-fil-A Bowl, set LSU bowl record with 19 tackles ... Played in BCS National Championship game in 2011 and logged his first career sack.

Personal: Hometown is Suwanee, Ga. ... Attended Peachtree Ridge High School, where he was a Class 5A first-team All-State selection as a senior ... Member of SEC Athletic Directors' Academic Honor Roll during his playing career at LSU, and earned degree in Sports Administration ... Has a son, Kevin Jr. ... Hobbies include golf.

KEVIN MINTER'S STATISTICS


YEAR	TEAM	G-S	DEFENSE							INTERCEPTIONS					SCORING				
			ST	AT	TT	SKS-YDS	PD	FF	FR-YDS	NO	YDS	AVG	LG	TD	TD	TD-IntRt	TD-FRRt	S	PTS
2013	Arizona	13-0	0	0	0	0-0	0	0	0-0	—	—	—	—	—	0	0	0	0	0
2014	Arizona	16-5	41	8	49	1-1	1	0	0-0	—	—	—	—	—	0	0	0	0	0
2015	Arizona	16-16	85	25	110	0.5-7	6	1	0-0	—	—	—	—	—	0	0	0	1	2
2016	Arizona	16-16	63	32	95	3.5-28	4	0	0-0	—	—	—	—	—	0	0	0	0	0
CAREER		61-37	189	65	254	5-36	11	1	0-0	—	—	—	—	—	0	0	0	1	2

YEAR	TEAM	SPECIAL TEAMS							KICKOFF RETURNS						PUNT RETURNS						
		ST	AT	TT	FF	FR-YDS	BP	BFG	BXP	NO	YDS	AVG	FC	LG	TD	NO	YDS	AVG	FC	LG	TD
2013	Arizona	4	0	4	0	0-0	0	0	0	—	—	—	—	—	—	—	—	—	—	—	—
CAREER		4	0	4	0	0-0	0	0	0	—	—	—	—	—	—	—	—	—	—	—	—

POSTSEASON

YEAR	TEAM	G-S	DEFENSE							INTERCEPTIONS					SCORING					
			ST	AT	TT	SKS-YDS	PD	FF	FR-YDS	NO	YDS	AVG	LG	TD	TD	TD-IntRt	TD-FRRt	S	PTS	
2014	Arizona	1-0	2	0	2	0-0	0	0	0-0	—	—	—	—	—	—	—	—	—	—	—
2015	Arizona	2-2	10	5	15	0-0	0	0	0-0	—	—	—	—	—	—	—	—	—	—	—
CAREER		3-2	12	5	17	0-0	0	0	0-0	—	—	—	—	—	—	—	—	—	—	—

2016 GAME-BY-GAME															
DATE	OPPONENT	DEFENSE									INTERCEPTIONS				
		ST	AT	TT	SKS-YDS	INT-YDS	PD	FF	FR-YDS	NO	YDS	AVG	LG	TD	
					Arizona										
9-11	NEW ENGLAND	6	2	8	0-0	0-0	0	0	0-0	—	—	—	—	—	
9-18	TAMPA BAY	4	1	5	0-0	0-0	0	0	0-0	—	—	—	—	—	
9-25	at Buffalo	4	0	4	1-13	0-0	0	0	0-0	—	—	—	—	—	
10-2	LOS ANGELES	4	1	5	0-0	0-0	0	0	0-0	—	—	—	—	—	
10-6	at San Francisco	6	3	9	1.5-5	0-0	0	0	0-0	—	—	—	—	—	
10-17	N.Y. JETS	3	0	3	0-0	0-0	0	0	0-0	—	—	—	—	—	
10-23	SEATTLE	6	4	10	0-0	0-0	0	0	0-0	—	—	—	—	—	
10-30	at Carolina	5	5	10	0-0	0-0	0	0	0-0	—	—	—	—	—	
11-6	— BYE —														
11-13	SAN FRANCISCO	1	1	2	0-0	0-0	1	0	0-0	—	—	—	—	—	
11-20	at Minnesota	4	3	7	0-0	0-0	0	0	0-0	—	—	—	—	—	
11-27	at Atlanta	1	1	2	0-0	0-0	0	0	0-0	—	—	—	—	—	
12-4	WASHINGTON	3	3	6	1-10	0-0	0	0	0-0	—	—	—	—	—	
12-11	at Miami	1	2	3	0-0	0-0	0	0	0-0	—	—	—	—	—	
12-18	NEW ORLEANS	10	1	11	0-0	0-0	2	0	0-0	—	—	—	—	—	
12-24	at Seattle	2	0	2	0-0	0-0	0	0	0-0	—	—	—	—	—	
1-1	at Los Angeles	3	5	8	0-0	0-0	1	0	0-0	—	—	—	—	—	
TOTALS		63	32	95	3.5-28	0-0	4	0	0-0	—	—	—	—	—	



MIXON, JOE

HB #28

Height: 6-1
Weight: 228
College: Oklahoma
Experience: Rookie in 2017

2016 games-starts: 0-0
Career games-starts: 0-0
Born: 7-24-96
Hometown: Oakley, Calif.
Acquired: D2'17

The Bengals' second-round draft selection brings size, speed and versatility to RB corps ... In just two years of action at Oklahoma, and despite splitting time in Sooners' backfield, posted lofty career totals of 300 carries for 2027 yards (6.8-yard average) and 17 TDs, as well as 65 receptions for 894 yards (13.8) and nine TDs ... Also saw time returning punts and kickoffs ... Set single-season Oklahoma records in 2016 for all-purpose yards (2331) and all-purpose yards per game (194.3) ... Ranks third in school history in career receiving yards by a running back (894) and fourth in career receptions by a running back (65).

Career transactions: Selected by Cincinnati in second round of 2017 NFL Draft (48th overall) ... Signed with Bengals on 6-2-17.

Coach Ken Zampese says: "This guy can flat go. He's a very, very good football player — strong, explosive, change of direction, feel and instincts, catches the ball, can move him around on different places of the field, interviewed football IQ-wise very well, protections, explained his offense well. I think he has a very, very bright future."

College highlights: 2016—Named first-team All-Big 12 ... Played in 12 games and rushed for team-high 1274 yards on 187 attempts (6.8), with 10 TDs, and caught 37 passes (second on team) for 538 yards (second on team) and five TDs ... Also threw for a TD ... Averaged 6.8 yards per carry, the fourth-best single-season mark in Sooners history ... Averaged 106.2 yards rushing per game and 44.8 receiving ... Played biggest in Big 12 play, averaging 200.8 all-purpose yards against conference foes ... Recorded seven TDs of longer than 40 yards ... Only player in school history, and only player FBS in 2016, to register TDs via pass, rush, reception and kickoff return in a single season ... Totaled 377 all-purpose yards (second-most in school history) and scored five TDs in win at Texas Tech ... In Texas Tech game, became first player in Oklahoma history to top 200 yards rushing (he had 263) and 100 yards receiving (114) ... Threw a 26-yard TD pass to Dede Westbrook against Kansas State ... Averaged 23.5 yards on 21 kickoff returns, including 97-yarder for TD vs. Ohio State. **2015**—Played in all 13 games, with four starts ... Totaled 753 rushing yards on 113

attempts (6.7), with seven TDs ... Receiving totals of 28 catches, 356 yards (12.7) and four TDs ... Rushed 14-for-136 and two TDs, including 66-yard score, in win at Oklahoma State ... Rushed for 154 yards and two scores vs. Texas Tech. **2014**—Did not play (suspension; redshirt).

Joe's 2016 among the best: The University of Oklahoma's backfield has seen it's share of exemplary rushing seasons throughout history. Nine College Football Hall of Fame ball-carriers have cycled through Norman over the years, and over the last decade, players like Adrian Peterson and DeMarco Murray reached stardom there to add to the school's rich running back tradition. That makes Joe Mixon's 2016 campaign all the more impressive. Only three times in school history has a back averaged better than Mixon's 6.8 yards per carry in 2016. College Football Hall of Famer Greg Pruitt, who also played 12 years in the NFL, was first to do it when he averaged 8.98 in 1971. Marcus Dupree was next, when in 1982, at the peak of his famously stellar but injury-shortened football career, he averaged 7.84. The only other Oklahoma back to best Mixon's 2016 mark was Billy Sims, another College Football Hall of Famer and NFL standout, who averaged 7.41 during his Heisman Trophy-winning season of 1978.

Coach Kyle Caskey says: "(Mixon's skills) are top notch. They're the kind that you can trust. He can catch the ball. He brings it in with his hands, he doesn't let it get into his body when he's running the ball. He can make people miss in space, he can run people over. He's 228 pounds, ran a mid-4.4 (second 40-yard dash) and has the agility in space of a smaller back."

High school: Attended Freedom High School in Oakley, Calif. (Bay Area) ... Rushed for 1704 yards and 23 TDs as a senior ... Ranked among the top running backs nationally and was one of the country's most highly recruited players ... Played in 2014 U.S. Army All-American Game ... Also played basketball and ran track.

Personal: Hometown is Oakley, Calif. ... African-American studies major at Oklahoma.



NICKERSON, HARDY

LB #56

Height: 6-0
Weight: 235
College: Illinois
Experience: Rookie in 2017

2016 games-starts: 0-0
Career games-starts: 0-0
Born: 1-5-94
Hometown: Oakland, Calif.
Acquired: CFA'17

A college free agent LB looking to crack Bengals roster after a productive college career ... Played three seasons at California before joining Illinois in 2016 as a graduate transfer ... Twice a team captain, once at California and once at Illinois ... A volume tackler, he logged double-digit tackles in seven of 12 games in 2016 ... Closed collegiate career with 353 tackles, good for sixth among active FBS players at the end of 2016 ... Son of former NFL LB Hardy Nickerson Sr., a five-time Pro-Bowler who Marvin Lewis coached with Steelers in 1992 during his first season as an NFL coach.

Career transactions: Signed with Cincinnati as college free agent on 5-5-17.

College highlights: Spent four years (2012-15) at California, with a redshirt year in '12, before joining Illinois in '16 as a graduate transfer ... Played in 47 career games (35 at Cal, 12 at Illinois), with 39 starts (27 Cal, 12 Illinois) ... Totaled 353 tackles (sixth among active FBS players at the end of 2016), including 14.5 for losses, with four sacks, four passes defensed, two forced fumbles, four fumble recoveries and three INTs. **2016**—Joined Illinois program prior to season as a graduate transfer and played under his father, Illinois defensive coordinator Hardy Nickerson Sr. ... Team captain ... All-Big Ten honorable mention (coaches and media) ... Started all 12 games, and seven times recorded double-digit tackles ... Totaled 107 tackles (led team), including 5.5 for losses, with two sacks, two PDs, a fumble recovery and two INTs ... Logged 11 tackles, including a sack, in Illini debut vs. Murray State ... Recorded season-high 14 tackles at Michigan ... Logged 10 tackles, including one for a loss, in win vs. Michigan State ... Eight tackles and two INTs vs. Purdue. **2015**—Team captain; started all 13 games for Cal ... Led team with 112 tackles (most by a Cal player since 2009), including two for losses, with a sack and a fumble

recovery ... Named All-Pac 12 Honorable Mention by conference coaches ... Named Cal's Team MVP ... Logged eight tackles at UCLA ... Recorded 11 tackles on three occasions: at Utah, at Stanford and in Armed Forces Bowl vs. Air Force ... Had 13 tackles on two occasions: vs. USC and at Oregon ... Recorded career-high 16 tackles vs. Arizona State, his final home game at Cal. **2014**—Played in all 12 games at Cal, with six starts ... Totaled 69 tackles, including two for losses, with an INT and a forced fumble ... Recorded nine tackles vs. Colorado, including a critical stop on third-and-goal from the Cal one-yard line on Colorado's second OT drive ... Nine tackles and an INT at USC. **2013**—Played in 10 games, with eight starts ... Totaled 64 tackles, including five for losses, with a forced fumble and a fumble recovery ... Logged 11 tackles vs. Portland State, his first career start ... Tallied 11 tackles vs. Ohio State ... Recorded nine tackles at UCLA, including one for a loss, along with a pass breakup ... Five tackles and a forced fumble vs. Oregon. **2012**—Did not play (redshirt).

High school: Attended Bishop O'Dowd High School in Oakland, Calif. ... Totaled 153 tackles, with a sack, INT and FR as a senior, en route to being named All-Metro by the San Francisco Chronicle ... Also played RB, totaling 78 rushes for 453 yards and six TDs, as well as eight receptions for 48 yards ... Named one of three National Football Foundation and College Football Hall of Fame Outstanding Scholar Athletes from Alameda County.

Personal: Hometown is Oakland, Calif. ... Graduated from Cal in May 2016 with a bachelor's degree in legal studies ... Father, Hardy Nickerson Sr., played 16 seasons in the NFL (including one under Marvin Lewis when Lewis was LBs coach in Pittsburgh in 1992), earning four all-pro and five Pro Bowl selections ... Has a twin sister, Haleigh, who also attended Cal.



OGBUEHI, CEDRIC

OT #70

Height: 6-5
Weight: 310
College: Texas A&M
Experience: 3rd-year player in 2017

2016 games-starts: 14-12
Career games-starts: 19-12
Born: 4-25-92
Hometown: Allen, Texas
Acquired: D1'15

Bengals top 2015 draft choice played 14 games in '16, with 12 starts, but ended season on Reserve/Injured (shoulder) ... Expected to be considered as a possible starter at LOT in 2017 ... Made NFL debut in '15 season's last five games and Wild Card playoff, after rehabbing ACL tear suffered at Texas A&M in December 2014 ... Seen as possible top-five pick in '15 draft before suffering the injury in Aggies' Liberty Bowl game; Bengals took him with 21st overall pick.

Career transactions: Selected by Cincinnati in first round of 2015 NFL Draft (21st overall) ... Signed with Bengals on 6-11-15.

2016 highlights: Started at ROT in Games 1-11, often splitting time with veteran Eric Winston ... Active/DNP for Game 12, yielding starting role to Winston, and saw brief offensive action in Games 13-14 ... Started Game 15 at LOT and saw reserve snaps on offense Jan. 1 vs. Baltimore ... Helped Andy Dalton throw consecutive games of 366 yards on Sept. 11 at N.Y. Jets and Sept. 18 at Pittsburgh ... Blocked for rushing attack that totaled 143 net yards on Sept. 25 vs. Denver ... Helped offense control possession for 38:02 on Sept. 29 vs. Miami ... On Oct. 23 vs. Cleveland, part of Bengals' highest net offense (559) since 1990, with a 300-yard passer (Dalton, 308), a 100-yard receiver (A.J. Green, 169) and a 100-yard rusher (Jeremy Hill, 168) ... On Oct. 30 vs. Washington, helped offense generate 415 total net yards and a tied-for-franchise-record 35 first downs ... Started at LOT Dec. 24 at Houston, but suffered shoulder injury and was placed on Reserve/Injured on Dec. 30.

Previous season: 2015—Opened Bengals career in rehab mode from college knee injury ... On Reserve/Non-Football Injury list for Games 1-10 ... Activated to roster prior to Nov. 29 game vs. St. Louis ... Game-day inactive against the Rams, and played in Games 12-16 and Wild Card playoff ... In his NFL debut Dec. 6 at Cleveland, on his first snap, was in lineup as an extra blocker for a one-yard TD run by Jeremy Hill ... Saw action as "big tight end," an extra blocker and eligible receiver, on selected plays.

College: Played four seasons (2011-14) at Texas A&M, with a redshirt year in 2010 ... Played in 47 games, with 43 starts ... In his final college outing, the 2014 season Liberty Bowl, finished game despite suffering third-quarter knee injury that later was diagnosed as ACL tear ... Played G and both OT positions during career, in which Aggies went 35-17 with 4-0 record in bowls ... As a senior, provided protection for passing attack that led SEC in passing yards and TDs, and team ranked No. 5 nationally in scoring and total offense ... Earned first-team All-America nod from Walter Camp Foundation in '14 ... Started all 13 games at G for 11-2 team in 2012, providing protection for Heisman Trophy QB Johnny Manziel.


Personal: Hometown is Allen, Texas, 30 miles north of Dallas ... Attended Allen High School, where as a senior he earned second-team all-state and U.S. Army All-American ... Associated Press First-Team All-State selection as a junior ... Earned bachelor's degree from Texas A&M in August 2014 in recreation, parks and tourism sciences ... Last name is pronounced "o-BWAY-hee."

CEDRIC OGBUEHI'S STATISTICS

GAMES-STARTS			
YEAR	TEAM	GAMES	STARTS
2015	Cincinnati.....	5	0
2016	Cincinnati.....	14	12
CAREER		19	12

POSTSEASON

GAMES-STARTS			
YEAR	TEAM	GAMES	STARTS
2015	Cincinnati.....	1	0
CAREER		1	0



PEERMAN, CEDRIC

HB #30

Height: 5-10
Weight: 212
College: Virginia
Experience: 8th-year player in 2017

2016 games-starts: 6-0
Career games-starts: 92-1
Born: 10-10-86
Hometown: Gladys, Va.
Acquired: W(Det.)'10

An eighth-year special teams ace who opened the '16 season on Reserve/Injured list and returned to play in Games 11-16 ... Was designated by Bengals as the one player permitted to be returned to play from R/I in '16 ... Had been on R/I due to forearm fracture suffered in preseason on Aug. 28 at Jacksonville ... Made the Pro Bowl as a special teamer after 2015 season ... Led Bengals by six in special teams tackles (17) in '15 season, leading team for second straight season ... Helped '15 team to a No. 3 NFL ranking in opponents' average drive start on kickoffs (20.2 yard-line) ... Has total of 75 career special teams stops for Bengals ... Also has been productive on offense when opportunity has come his way.

Career transactions: Selected by Baltimore in sixth round of 2009 NFL Draft (185th overall) ... Signed with Ravens on 6-17-09 ... Waived by Ravens on 9-5-09 ... Acquired on waivers by Cleveland on 9-6-09 ... Waived by Browns on 9-26-09 ... Signed to Browns practice squad on 9-29-09 ... Released from Browns practice squad on 10-27-09 ... Signed to Detroit practice squad on 10-30-09 ... Signed to Lions roster on 12-15-09 ... Waived by Lions on 4-25-10 ... Acquired on waivers by Cincinnati on 4-27-10 ... Re-signed with Bengals as exclusive rights player on 7-29-11 ... Re-signed with Bengals as exclusive rights player on 3-12-12 ... Re-signed with Bengals on 3-7-13 ... Re-signed with Bengals as unrestricted free agent on 4-9-15 ... Re-signed with Bengals as unrestricted free agent on 3-23-17.

Pro Bowl participation: Earned his first Pro Bowl nod for 2015 season game in Honolulu, added to roster as special teamer after finishing as first alternate in initial voting ... Played for Team Rice (no statistics).

2016 recap: Suffered forearm fracture on Aug. 28 at Jacksonville ... Placed on Reserve/Injured list on Sept. 4 ... Designated to return to practice from Reserved/Injured list on Nov. 23 ... Activated to roster on Nov. 26 and played in Games 11-16, rushing six-for-15, with three special teams tackles ... One special teams stop on Nov. 27 at Baltimore, Dec. 11 at Cleveland and Dec. 24 at Houston ... Rushed six-for-15 Jan. 1 vs. Baltimore.

Previous seasons: **2009**—In preseason for Baltimore, college free agent rushed 14-for-40 with a TD and had four receptions for 42 yards ... Joined Cleveland at start of regular season, and was inactive for Browns for Games 1-2 ... Spent time on Browns and Lions practice squads before playing (no statistics) in Games 14-15 for Detroit. **2010**—Acquired by Bengals on waivers from Detroit and was on roster for full season, playing in seven games ... In preseason, led Bengals in rushing yards (201) and yards per carry (6.5), and his 93-yard TD sprint on Sept. 2 at Indianapolis was NFL's longest 2010 preseason scrimmage gain. **2011**—Played in 15 Bengals games plus Wild Card playoff, seeing brief action on offense and tying for second on team in special teams tackles (13) ... Two special teams tackles Oct. 16 vs. Indianapolis, and had key block on 33-yard Brandon Tate punt return that set up TD ... Team-leading three special

teams tackles Nov. 13 vs. Pittsburgh. **2012**—Played in 14 games and in Wild Card playoff ... Inactive for Games 13-14, due to ankle injury ... Rushed 36-for-258 (including two-for-80 on fake punts), with one TD ... Also had career highs of nine receptions and 85 yards ... Fourth on team in special teams tackles (nine) ... On Sept. 30 at Jacksonville, took direct snap as an upback on a fake punt and ran 48 yards to Jaguars 18, setting up a Bengals TD ... On Oct. 14 at Cleveland, logged team-leading eight receptions for 76 yards (second on team), with one rush for seven yards ... Only rush Oct. 21 vs. Pittsburgh was a five-yard TD, his first career score ... On Nov. 18 at Kansas City, his 32-yard run on a fake punt extended first-quarter TD drive for a 7-3 lead, and he finished game with career-best 75 rushing yards (on eight carries) ... Rushed eight-for-61 (7.6) on Nov. 25 vs. Oakland, including a 31-yarder to Raiders five that set up TD. **2013**—Played in Games 1-16 and in Wild Card playoff ... Ranked fourth on team in special teams tackles (10) for the regular season ... On Sept. 22 vs. Green Bay, preserved a Bengals possession with recovery of Brandon Tate fumble on KOR in third quarter. **2014**—Played in Games 1-16 and in Wild Card playoff ... Led team with 15 special teams tackles ... Rushed five-for-15 and had two special teams tackles on Sept. 21 vs. Tennessee, and downed a punt at Titans two, leading to a safety for Bengals ... Led team with three special teams tackles on Dec. 14 at Cleveland, highest single-game total for a Bengals player on the season ... Two special teams tackles in Wild Card playoff at Indianapolis. **2015**—Played in Games 1-16 and in Wild Card playoff ... His 17 special teams tackles led team by six, and he posted two tackles on defense, from a stop and forced fumble defending a fake punt ... Two special teams tackles Sept. 13 at Oakland ... On Sept. 27 at Baltimore, forced a fumble on a fake punt run by Anthony Levine Sr., but Levine recovered for a first down ... On Nov. 1 at Pittsburgh, recorded two special teams tackles, nailing kickoff returners with solo tackles at the 10 and 15-yard lines ... Two special teams stops Nov. 29 vs. St. Louis ... Season-best four special teams stops Jan. 3 vs. Baltimore.

College: Played four seasons (2005-08) at Virginia, posting 10th-best all-purpose yards total (3349) in Cavaliers history ... Played 41 games with 18 starts ... Totaled 1749 career rushing yards, with 4.6 average, and scored 15 TDs ... Was 67-for-344 receiving (5.1) with a TD, and averaged 25.1 yards on 50 KORs ... Redshirted (did not play) in 2004.

Personal: Born in Lynchburg, Va. ... Attended William Campbell High School in Gladys, Va., where he scored a state-record 708 points, including 112 TDs ... Named Virginia prep player of the year as a senior ... Won state titles in track in the 100 meters as a prep junior and senior ... Is licensed as a minister ... Enjoys fishing, hunting and working on cars.

NOTE ABOUT NFL EXPERIENCE: Peerman did not earn an accrued year of experience toward NFL free agency in 2009 because he was not on a 53-player roster, a Reserve/Injured list or a Reserve/Physically Unable to Perform list for the required minimum of six games that season.

CEDRIC PEERMAN'S STATISTICS

YEAR	TEAM	G-S	RUSHING					RECEIVING					SCORING						
			ATT	YDS	AVG	LG	TD	NO	YDS	AVG	LG	TD	TD	TD-R	TD-P	TD-Rt	2-PIC	PTS	
2009	Cleveland	0-0	DID NOT PLAY*					DID NOT PLAY*					DID NOT PLAY*						
	Detroit	2-0	0	0	—	—	0	0	0	—	—	0	0	0	0	0	0	0	0
2010	Cincinnati	7-0	2	1	0.5	1	0	1	11	11.0	11	0	0	0	0	0	0	0	
2011	Cincinnati	15-0	3	15	5.0	11	0	0	0	—	—	0	0	0	0	0	0	0	
2012	Cincinnati	14-1	36	258	7.2	48	1	9	85	9.4	16	0	1	1	0	0	0	6	
2013	Cincinnati	16-0	8	17	2.1	5	0	0	0	—	—	0	0	0	0	0	0	0	
2014	Cincinnati	16-0	15	43	2.9	21	0	3	27	9.0	17	0	0	0	0	0	0	0	
2015	Cincinnati	16-0	0	0	—	—	0	0	0	—	—	0	0	0	0	0	0	0	
2016	Cincinnati	6-0	6	15	2.5	4	0	0	0	—	—	0	0	0	0	0	0	0	
CLE. TOTALS		0-0	0	0	—	—	0	0	0	—	—	0	0	0	0	0	0	0	
DET. TOTALS		2-0	0	0	—	—	0	0	0	—	—	0	0	0	0	0	0	0	
CIN. TOTALS		90-1	70	349	5.0	48	1	13	123	9.5	17	0	1	1	0	0	0	6	
CAREER		92-1	70	349	5.0	48	1	13	123	9.5	17	0	1	1	0	0	0	6	

YEAR	TEAM	SPECIAL TEAMS								KICKOFF RETURNS						PUNT RETURNS					
		ST	AT	TT	FF	FR-YDS	BP	BFG	BXP	NO	YDS	AVG	FC	LG	TD	NO	YDS	AVG	FC	LG	TD
2010	Cincinnati	4	1	5	0	0-0	0	0	0	0	0	—	0	—	0	—	—	—	—	—	—
2011	Cincinnati	12	1	13	0	0-0	0	0	0	1	10	10.0	0	10	0	—	—	—	—	—	—
2012	Cincinnati	8	1	9	0	0-0	0	0	0	2	37	18.5	0	19	0	—	—	—	—	—	—
2013	Cincinnati	8	2	10	0	0-0	0	0	0	4	66	16.5	1	26	0	—	—	—	—	—	—
2014	Cincinnati	14	1	15	0	0-0	0	0	0	0	0	—	0	—	0	—	—	—	—	—	—
2015	Cincinnati	13	4	17	0	0-0	0	0	0	4	44	11.0	0	20	0	—	—	—	—	—	—
2016	Cincinnati	2	1	3	0	0-0	0	0	0	0	0	—	0	—	0	—	—	—	—	—	—
CAREER		61	11	72	0	0-0	0	0	0	11	157	14.3	1	26	0	—	—	—	—	—	—

ADDITIONAL STATISTICS: In 2015, Peerman recorded a forced fumble and two tackles on a single play (one of the tackles was credited for the forced fumble itself, and the other for tackling the fumble recoverer during his return). The opponent had lined up in a fake punt formation on the play, but since the opponent did not actually punt, Peerman's forced fumble and two tackles were scored as defensive statistics rather than special teams statistics.

RUSHING SINGLE-GAME HIGHS: ATTEMPTS—8 (two times; most recently for Cincinnati on 11-25-12 vs. Oakland). YARDS—75 (for Cincinnati; 11-18-12 at Kansas City). LONG—48 (for Cincinnati; 9-30-12 at Jacksonville). TOUCHDOWNS—1 (for Cincinnati; 10-21-12 vs. Pittsburgh).

RECEIVING SINGLE-GAME HIGHS: RECEPTIONS—8 (for Cincinnati; 10-14-12 at Cleveland). YARDS—76 (for Cincinnati; 10-14-12 at Cleveland). LONG—17 (for Cincinnati; 11-2-14 vs. Jacksonville). TOUCHDOWNS—(none).

KICKOFF RETURN SINGLE-GAME HIGHS: RETURNS—1 (eleven times; most recently for Cincinnati on 1-3-16 vs. Baltimore). YARDS—26 (for Cincinnati; 12-29-13 vs. Baltimore). LONG—26 (for Cincinnati; 12-29-13 vs. Baltimore). TOUCHDOWNS—(none).

POSTSEASON

YEAR	TEAM	G-S	RUSHING					RECEIVING					SCORING							
			ATT	YDS	AVG	LG	TD	NO	YDS	AVG	LG	TD	TD	TD-R	TD-P	TD-Rt	2-PtC	PTS		
2011	Cincinnati	1-0	0	0	—	—	0	—	—	—	—	—	—	—	—	—	—	—	—	—
2012	Cincinnati	1-0	0	0	—	—	0	—	—	—	—	—	—	—	—	—	—	—	—	—
2013	Cincinnati	1-0	0	0	—	—	0	—	—	—	—	—	—	—	—	—	—	—	—	—
2014	Cincinnati	1-0	0	0	—	—	0	—	—	—	—	—	—	—	—	—	—	—	—	—
2015	Cincinnati	1-0	0	0	—	—	0	—	—	—	—	—	—	—	—	—	—	—	—	—
CAREER		5-0	0	0	—	—	0	—	—	—	—	—	—	—	—	—	—	—	—	—


YEAR	TEAM	SPECIAL TEAMS								KICKOFF RETURNS						PUNT RETURNS					
		ST	AT	TT	FF	FR-YDS	BP	BFG	BXP	NO	YDS	AVG	FC	LG	TD	NO	YDS	AVG	FC	LG	TD
2012	Cincinnati	1	0	1	0	0-0	0	0	0	1	10	10.0	0	10	0	—	—	—	—	—	—
2013	Cincinnati	0	0	0	0	0-0	0	0	0	1	23	23.0	0	23	0	—	—	—	—	—	—
2014	Cincinnati	0	2	2	0	0-0	0	0	0	0	0	—	0	—	0	—	—	—	—	—	—
CAREER		1	2	3	0	0-0	0	0	0	2	33	16.5	0	23	0	—	—	—	—	—	—

* NOTE: Peerman was inactive for two regular-season games and on the practice squad for four regular-season games with Cleveland in 2009.

2016 GAME-BY-GAME

DATE	OPPONENT	RUSHING						RECEIVING							
		ATT	YDS	AVG	LG	TD	NO	YDS	AVG	LG	TD				
9-11	at N.Y. Jets														
9-18	at Pittsburgh														
9-25	DENVER														
9-29	MIAMI														
10-9	at Dallas														
10-16	at New England														
10-23	CLEVELAND														
10-30	WASHINGTON														
11-6	— BYE —														
11-14	at N.Y. Giants														
11-20	BUFFALO														
11-27	at Baltimore	0	0	—	—	0	0	0	—	—	—	—	0	0	
12-4	PHILADELPHIA	0	0	—	—	0	0	0	—	—	—	—	0	0	
12-11	at Cleveland	0	0	—	—	0	0	0	—	—	—	—	0	0	
12-18	PITTSBURGH	0	0	—	—	0	0	0	—	—	—	—	0	0	
12-24	at Houston	0	0	—	—	0	0	0	—	—	—	—	0	0	
1-1	BALTIMORE	6	15	2.5	4	0	0	0	—	—	—	—	0	0	
TOTALS		6	15	2.5	4	0	0	0	0	0	—	—	—	0	0

DATE	OPPONENT	SPECIAL TEAMS								KICKOFF RETURNS						PUNT RETURNS					
		ST	AT	TT	FF	FR-YDS	BP	BFG	BXP	NO	YDS	AVG	FC	LG	TD	NO	YDS	AVG	FC	LG	TD
9-11	at N.Y. Jets																				
9-18	at Pittsburgh																				
9-25	DENVER																				
9-29	MIAMI																				
10-9	at Dallas																				
10-16	at New England																				
10-23	CLEVELAND																				
10-30	WASHINGTON																				
11-6	— BYE —																				
11-14	at N.Y. Giants																				
11-20	BUFFALO																				
11-27	at Baltimore	1	0	1	0	0-0	0	0	0	—	—	—	—	—	—	—	—	—	—	—	
12-4	PHILADELPHIA	0	0	0	0	0-0	0	0	0	—	—	—	—	—	—	—	—	—	—	—	
12-11	at Cleveland	1	0	1	0	0-0	0	0	0	—	—	—	—	—	—	—	—	—	—	—	
12-18	PITTSBURGH	0	0	0	0	0-0	0	0	0	—	—	—	—	—	—	—	—	—	—	—	
12-24	at Houston	0	1	1	0	0-0	0	0	0	—	—	—	—	—	—	—	—	—	—	—	
1-1	BALTIMORE	0	0	0	0	0-0	0	0	0	—	—	—	—	—	—	—	—	—	—	—	
TOTALS		2	1	3	0	0-0	0	0	0	—	—	—	—	—	—	—	—	—	—	—	



PERKINS, KENT

G/OT #78

Height: 6-5
Weight: 320
College: Texas
Experience: Rookie in 2017

2016 games-starts: 0-0
Career games-starts: 0-0
Born: 11-19-94
Hometown: Dallas, Texas
Acquired: CFA'17

A versatile offensive line prospect known for his size and strength ... Of his 34 career starts at Texas, 22 were at RG and 12 were at ROT ... Considered a key player on one of college football's top run-blocking offensive lines over his three years as a starter ... Starting RG on powerful 2016 Longhorn offensive line that blocked for nation's leading rusher, D'Onta Foreman ... Did not receive NFL Combine invite, but his 35 bench press reps at Texas' pro day would have tied for the most among all players at the combine.


Career transactions: Signed with Cincinnati as college free agent on 5-5-17.

College highlights: Three-year starter ... Played in 39 career games, with 22 starts (22 at RG, 12 at ROT). **2016**—Started 10 games, all at RG ... Helped offensive line pave way for RB D'Onta Foreman's nation-leading 2028 rushing yards ... Foreman averaged 188 yards per game and 6.1 yards per rush in the 10 contests Perkins started, including three 250-yard efforts ... In win at Texas Tech, blocked for offense that tallied 658 yards of offense, including 414 rushing yards ... Helped offense total 567 yards of offense at Cal, including 307 rushing yards. **2015**—Recorded 10 starts, with the first eight coming at ROT

before sliding to right guard for the final two to replace the Longhorns' injured starter ... Helped offense average 224.8 rushing yards per game, as well as three separate games with six rushing TDs ... Named team's offensive MVP after helping pave way for 274 rushing yards and three rushing TDs in win vs. Kansas State (started at ROT) ... In win vs. Kansas, aided blocking effort for 299 yards rushing, with six rushing TDs, as well as 299 yards passing ... Helped offense to 403 yards rushing, with six rushing TDs, in win vs. Texas Tech. **2014**—Started all 13 games (10 at RG, three at ROT) ... Aided output of 512 total yards, including 241 yards rushing, in win vs. Iowa State. **2013**—Played in six games, with one start ... In first career start, at ROT vs. Texas Tech, helped Longhorns total 463 yards of offense, including 281 rushing.

High school: Attended Lake Highlands High School in Dallas, Texas ... Earned Parade All-American honors as a senior ... Played in 2013 U.S. Army All-American Game ... Participated in track and field as a freshman, and wrestled as a sophomore and junior.

Personal: Hometown is Dallas, Texas ... Health promotion major at Texas.



REDMOND, ALEX

G #62

Height: 6-5
Weight: 330
College: UCLA
Experience: 1st-year player in 2017

2016 games-starts: 0-0
Career games-starts: 0-0
Born: 1-18-95
Hometown: Cerritos, Calif.
Acquired: CFA'16

A 2016 college free agent signee who earned a spot on the practice squad as a rookie ... Showed good quickness and pulling ability during three seasons at UCLA, seeing action at guard and center ... Helped lead UCLA to three bowl appearances and a pair of 10-win seasons ... Credited by college analysts with a "nasty attitude" on the field.

Career transactions: Signed with Cincinnati as a college free agent on 5-6-16 ... Waived by Bengals on 9-3-16 ... Signed to Bengals practice squad on 9-4-16 ... Signed to Bengals roster on 1-2-17.

2016 highlights: On practice squad for Games 1-16 ... Played in first two preseason games and missed the last two, due to an injury.

College: Played three seasons for UCLA (2013-2015), seeing action in 33 games (31 starts) ... His three seasons coincided with those of RB Paul Perkins, whose 3488 rushing yards (5.6 average) ranks third in school history ... In '15, blocked for 1343 rushing yards by Perkins and part of pass protection unit that surrendered just 14 sacks, second-lowest total in school history ... In '14, supported Perkins for UCLA-record 1572 rushing yards, with 6.3-yard average, and helped Bruins finish 10-3 with Alamo Bowl victory over Kansas State ... Started all 13 games at RG in '13, matching school record for true freshman

position player, and helped team finish 10-3 with Sun Bowl win over Virginia Tech ... Named Freshman All-American by Sporting News, Football Writers Association and Athlon.


Personal: Hometown is Cerritos, Calif. ... Enjoys paintball and poetry ... Attended Los Alamitos (Calif.) High School, where he was team captain for a pair of league championship teams and also a team captain in wrestling ... Named as high school's Male Athlete of the Year as a senior.

NOTE ABOUT NFL EXPERIENCE: Redmond did not earn an accrued year of experience toward NFL free agency in 2016 because he was not on a 53-player roster, a Reserve/Injured list or a Reserve/Physically Unable to Perform list for the required minimum of six games.

ALEX REDMOND'S STATISTICS

GAMES-STARTS			
YEAR	TEAM	GAMES	STARTS
2016	Cincinnati.....	*DID NOT PLAY	
CAREER		0	0

* NOTE: Redmond was on the practice squad for 16 regular-season games with Cincinnati in 2016.



REY, VINCENT

LB #57

Height: 6-0
Weight: 245
College: Duke
Experience: 7th-year player in 2017

2016 games-starts: 16-12
Career games-starts: 98-37
Born: 9-6-87
Hometown: Far Rockaway, N.Y.
Acquired: CFA'10

Rey has made huge strides since signing in 2010 as a college free agent ... Has played in 98 consecutive regular-season games, second among all NFL LBs at conclusion of 2016 season ... Has also played in all five postseason games of his Bengals career ... Fourth on team in tackles in '16, after leading team by wide margins in '14 and '15 ... Only player in Bengals history to log three sacks and one INT in a game ... Has not missed a Bengals game since making NFL debut in Game 15 of '10 ... Captain of '16 special teams.

Career transactions: Signed with Cincinnati as college free agent on 4-30-10 ... Waived by Bengals on 9-4-10 ... Signed to Bengals practice squad on 9-5-10 ... Signed to Bengals roster on 12-8-10 ... Re-signed with Bengals on 3-12-12 ... Re-signed with Bengals as exclusive-rights player on 4-3-13 ... Re-signed with Bengals as restricted free agent on 3-15-14 ... Re-signed with Bengals as unrestricted free agent on 3-10-16.

The only one: In the Bengals' franchise total of 756 regular-season games and 19 postseason contests, Rey is the only Cincinnati player to log an INT and as many as three sacks in a game. He did it on Nov. 10, 2013 at Baltimore. In the second quarter, at the Cincinnati 31-yard line, he corralled a Joe Flacco pass and returned four yards to the 35. Later in the quarter, he had sacks against Flacco of one and 11 yards. And in the third quarter, he dropped Flacco for seven yards. All three sacks led directly to Baltimore punts, the first and third of them coming on third-down plays. For the game, Rey had 13 tackles on defense and two on special teams.

2016 general: Played in Games 1-16, with 12 starts ... Posted 79 tackles (fourth on team), one INT, one FR and seven passes defended (tied for fourth) ... Also had seven special teams tackles ... Had team's second-highest single-game tackle total of season on Nov. 14 at N.Y. Giants, logging 14.

2016 game-by-game: Nine tackles Sept. 11 at N.Y. Jets ... Six tackles Sept. 18 at Pittsburgh ... Seven tackles Sept. 25 vs. Denver ... On Oct. 9 at Dallas, returned a Dak Prescott fumble 10 yards to Bengals 41 in third quarter ... On Oct. 23 vs. Cleveland, intercepted a deflected Kevin Hogan pass in fourth quarter, returning six yards ... Six tackles Oct. 30 vs. Washington ... Posted 14 tackles, second most in a game on the team, on Nov. 14 at N.Y. Giants ... Eight tackles Nov. 20 vs. Buffalo ... Seven tackles and two passes defended Dec. 24 at Houston ... Seven tackles and a pass defended Jan. 1 vs. Baltimore.

Previous seasons: **2010**—Opened rookie season on practice squad, and signed to roster the week of Game 13 ... Inactive for Games 13-14, and played in Games 15-16 ... Made NFL debut Dec. 26 vs. San Diego, recording two special teams tackles. **2011**—Finished fifth on special teams with nine tackles ... Had two special teams tackles Sept. 11 at Cleveland, Oct. 16 vs. Indianapolis and Oct. 30 at Seattle. **2012**—Made one start and had 18 tackles, one sack and one pass defended for season ... His 12 special teams tackles ranked third on team ... Started Sept. 16 vs. Cleveland at WLB, replacing injured Thomas Howard, and finished second on team in tackles (nine) ... Led special teams with three tackles on both Dec. 30 vs. Baltimore and in Wild Card playoff

at Houston. **2013**—Played Games 1-16 and Wild Card playoff, starting Games 9-11 as replacement for injured MLB Rey Mauluga ... Had 54 tackles on defense, after entering year with just 18 in career ... Third on team in special teams tackles (11) ... Had four sacks and two INTs (one returned for TD), and tied for second on team in tackles-for-loss (seven) ... On Oct. 6 vs. New England, stopped RB LeGarrette Blount for no gain on first-and-goal play from one in fourth quarter, and defense went on to hold Patriots to FG ... Had two tackles on the four plays of a goal-line stand Oct. 13 at Buffalo ... Details on his three-sack, one-INT performance Nov. 10 at Baltimore are in previous item ("The only one") ... Set up game's first score Dec. 22 vs. Minnesota, with a sack-and-strip of Matt Cassel, and returned second quarter INT 25 yards for his first career TD. **2014**—Led team in tackles (121) by a margin of 30 ... Played every game, and started 11 as Rey Mauluga and Vontaze Burfict missed time due to injuries ... Started Wild Card playoff at Houston as replacement for Burfict ... Led team or tied for team lead in tackles in each of last seven games ... Had team's three highest single-game tackle totals ... On Oct. 19 at Indianapolis, posted team season-high in tackles (16) ... Led team with 12 tackles on Nov. 16 at New Orleans and with 10 on Nov. 23 at Houston ... Led team with 15 tackles Dec. 7 vs. Pittsburgh, and had a pass defended ... Led team with 11 tackles in playoff-clinching win Dec. 22 vs. Denver ... Led team with 11 tackles in Wild Card playoff at Indianapolis, and had a forced fumble against RB Dan Herron (Colts recovered). **2015**—Played in Games 1-16, with eight starts ... His 95 tackles led team by 20, and his five total passes defended, including one INT, tied for front-seven lead ... Had game-clinching INT on Sept. 20 vs. San Diego, out-leaping Chargers WR Malcolm Floyd late in fourth quarter ... Team-best eight tackles Sept. 27 at Baltimore ... Led team with 15 tackles (team season-high) on Oct. 4 vs. Kansas City ... Continued his strong play Oct. 11 vs. Seattle, recording a team-high 13 tackles and a pass defended ... On Nov. 1 at Pittsburgh led team in tackles (eight) and had a pass defended ... On Nov. 16 vs. Houston, logged eight-yard sack of T.J. Yates ... Six tackles Nov. 29 vs. St. Louis ... Two tackles and a pass defended in Wild Card playoff vs. Pittsburgh.

College: Played four seasons (2006-09) at Duke, seeing action in 48 games, with 35 starts ... A two-year team captain, he left Blue Devils ranked ninth in program history in tackles (330) ... Averaged 106 tackles per year over his last three seasons ... Set school record with three fumble returns for TDs, and also had 28 tackles for loss, 5.5 sacks and three INTs.

Personal: Hometown is Far Rockaway, N.Y. ... Attended Bayside High School, and later spent one season at Mercersburg (Pa.) Academy ... Earned sociology degree from Duke, and in 2009 earned a University Scholar-Athlete award from National Football Foundation and College Hall of Fame ... Married (wife Noel) with a daughter (Talia) ... Enjoys community work, bowling and watching movies ... Last name is pronounced "RAY."

NOTE ABOUT NFL EXPERIENCE: Rey did not earn an accrued year of experience toward NFL free agency in 2010 because he was not on a 53-player roster, a Reserve/Injured list or a Reserve/Physically Unable to Perform list for the required minimum of six games that season.

VINCENT REY'S STATISTICS

YEAR	TEAM	G-S	DEFENSE						INTERCEPTIONS					SCORING					
			ST	AT	TT	SKS-YDS	PD	FF	FR-YDS	NO	YDS	AVG	LG	TD	TD	TD-IntRt	TD-FRRt	S	PTS
2010	Cincinnati	2-0	0	0	0	0-0	0	0	0-0	0	0	—	—	0	0	0	0	0	0
2011	Cincinnati	16-0	0	0	0	0-0	0	0	0-0	0	0	—	—	0	0	0	0	0	0
2012	Cincinnati	16-1	10	8	18	1-8	1	0	0-0	0	0	—	—	0	0	0	0	0	0
2013	Cincinnati	16-3	42	12	54	4-28	4	1	1-0	2	29	14.5	25t	1	1	1	0	0	6
2014	Cincinnati	16-13	61	60	121	0-0	5	0	0-0	0	0	—	—	0	0	0	0	0	0
2015	Cincinnati	16-8	62	33	95	1-8	5	0	0-0	1	0	0.0	0	0	0	0	0	0	0
2016	Cincinnati	16-12	48	31	79	0-0	7	0	1-10	1	6	6.0	6	0	0	0	0	0	0
CAREER		98-37	223	144	367	6-44	22	1	2-10	4	35	8.8	25t	1	1	1	0	0	6

YEAR	TEAM	SPECIAL TEAMS								KICKOFF RETURNS						PUNT RETURNS					
		ST	AT	TT	FF	FR-YDS	BP	BFG	BXP	NO	YDS	AVG	FC	LG	TD	NO	YDS	AVG	FC	LG	TD
2010	Cincinnati	1	1	2	0	0-0	0	0	0	—	—	—	—	—	—	—	—	—	—	—	—
2011	Cincinnati	5	4	9	0	0-0	0	0	0	—	—	—	—	—	—	—	—	—	—	—	—
2012	Cincinnati	8	4	12	0	0-0	0	0	0	—	—	—	—	—	—	—	—	—	—	—	—
2013	Cincinnati	10	1	11	0	0-0	0	0	0	—	—	—	—	—	—	—	—	—	—	—	—
2015	Cincinnati	2	1	3	0	0-0	0	0	0	—	—	—	—	—	—	—	—	—	—	—	—
2016	Cincinnati	3	4	7	0	0-0	0	0	0	—	—	—	—	—	—	—	—	—	—	—	—
CAREER		29	15	44	0	0-0	0	0	0	—	—	—	—	—	—	—	—	—	—	—	—

POSTSEASON


YEAR	TEAM	G-S	DEFENSE							INTERCEPTIONS					SCORING					
			ST	AT	TT	SKS-YDS	PD	FF	FR-YDS	NO	YDS	AVG	LG	TD	TD	TD-IntRt	TD-FRRt	S	PTS	
2011	Cincinnati	1-0	0	0	0	0-0	0	0	0-0	—	—	—	—	—	—	—	—	—	—	—
2012	Cincinnati	1-0	0	0	0	0-0	0	0	0-0	—	—	—	—	—	—	—	—	—	—	—
2013	Cincinnati	1-0	0	0	0	0-0	0	0	0-0	—	—	—	—	—	—	—	—	—	—	—
2014	Cincinnati	1-1	5	6	11	0-0	0	1	0-0	—	—	—	—	—	—	—	—	—	—	—
2015	Cincinnati	1-1	1	1	2	0-0	1	0	0-0	—	—	—	—	—	—	—	—	—	—	—
CAREER		5-2	6	7	13	0-0	1	1	0-0	—	—	—	—	—	—	—	—	—	—	—

YEAR	TEAM	SPECIAL TEAMS								KICKOFF RETURNS						PUNT RETURNS					
		ST	AT	TT	FF	FR-YDS	BP	BFG	BXP	NO	YDS	AVG	FC	LG	TD	NO	YDS	AVG	FC	LG	TD
2013	Cincinnati	1	0	1	0	0-0	0	0	0	—	—	—	—	—	—	—	—	—	—	—	—
CAREER		1	0	1	0	0-0	0	0	0	—	—	—	—	—	—	—	—	—	—	—	—

2016 GAME-BY-GAME

DATE	OPPONENT	DEFENSE									INTERCEPTIONS				
		ST	AT	TT	SKS-YDS	INT-YDS	PD	FF	FR-YDS	NO	YDS	AVG	LG	TD	
9-11	at N.Y. Jets	5	4	9	0-0	0-0	0	0	0-0	0	0	—	—	0	
9-18	at Pittsburgh	3	3	6	0-0	0-0	0	0	0-0	0	0	—	—	0	
9-25	DENVER	5	2	7	0-0	0-0	0	0	0-0	0	0	—	—	0	
9-29	MIAMI	1	0	1	0-0	0-0	1	0	0-0	0	0	—	—	0	
10-9	at Dallas	1	1	2	0-0	0-0	0	0	0-0	0	0	1-10	—	0	
10-16	at New England	1	1	2	0-0	0-0	0	0	0-0	0	0	—	—	0	
10-23	CLEVELAND	1	0	1	0-0	1-6	2	0	0-0	1	6	6.0	6	0	
10-30	WASHINGTON	6	0	6	0-0	0-0	0	0	0-0	0	0	—	—	0	
11-6	— BYE —														
11-14	at N.Y. Giants	9	5	14	0-0	0-0	0	0	0-0	0	0	—	—	0	
11-20	BUFFALO	5	3	8	0-0	0-0	0	0	0-0	0	0	—	—	0	
11-27	at Baltimore	0	1	1	0-0	0-0	0	0	0-0	0	0	—	—	0	
12-4	PHILADELPHIA	2	1	3	0-0	0-0	1	0	0-0	0	0	—	—	0	
12-11	at Cleveland	1	1	2	0-0	0-0	0	0	0-0	0	0	—	—	0	
12-18	PITTSBURGH	1	2	3	0-0	0-0	0	0	0-0	0	0	—	—	0	
12-24	at Houston	3	4	7	0-0	0-0	2	0	0-0	0	0	—	—	0	
1-1	BALTIMORE	4	3	7	0-0	0-0	1	0	0-0	0	0	—	—	0	
TOTALS		48	31	79	0-0	1-6	7	0	1-10	1	6	6.0	6	0	

DATE	OPPONENT	SPECIAL TEAMS								KICKOFF RETURNS						PUNT RETURNS					
		ST	AT	TT	FF	FR-YDS	BP	BFG	BXP	NO	YDS	AVG	FC	LG	TD	NO	YDS	AVG	FC	LG	TD
9-11	at N.Y. Jets	0	0	0	0	0-0	0	0	0	—	—	—	—	—	—	—	—	—	—	—	
9-18	at Pittsburgh	0	0	0	0	0-0	0	0	0	—	—	—	—	—	—	—	—	—	—	—	
9-25	DENVER	0	0	0	0	0-0	0	0	0	—	—	—	—	—	—	—	—	—	—	—	
9-29	MIAMI	1	0	1	0	0-0	0	0	0	—	—	—	—	—	—	—	—	—	—	—	
10-9	at Dallas	0	0	0	0	0-0	0	0	0	—	—	—	—	—	—	—	—	—	—	—	
10-16	at New England	0	2	2	0	0-0	0	0	0	—	—	—	—	—	—	—	—	—	—	—	
10-23	CLEVELAND	0	0	0	0	0-0	0	0	0	—	—	—	—	—	—	—	—	—	—	—	
10-30	WASHINGTON	0	0	0	0	0-0	0	0	0	—	—	—	—	—	—	—	—	—	—	—	
11-6	— BYE —																				
11-14	at N.Y. Giants	1	1	2	0	0-0	0	0	0	—	—	—	—	—	—	—	—	—	—	—	
11-20	BUFFALO	0	1	1	0	0-0	0	0	0	—	—	—	—	—	—	—	—	—	—	—	
11-27	at Baltimore	1	0	1	0	0-0	0	0	0	—	—	—	—	—	—	—	—	—	—	—	
12-4	PHILADELPHIA	0	0	0	0	0-0	0	0	0	—	—	—	—	—	—	—	—	—	—	—	
12-11	at Cleveland	0	0	0	0	0-0	0	0	0	—	—	—	—	—	—	—	—	—	—	—	
12-18	PITTSBURGH	0	0	0	0	0-0	0	0	0	—	—	—	—	—	—	—	—	—	—	—	
12-24	at Houston	0	0	0	0	0-0	0	0	0	—	—	—	—	—	—	—	—	—	—	—	
1-1	BALTIMORE	0	0	0	0	0-0	0	0	0	—	—	—	—	—	—	—	—	—	—	—	
TOTALS		3	4	7	0	0-0	0	0	0	—	—	—	—	—	—	—	—	—	—	—	



ROSS, JOHN

WR #15

Height: 5-11
Weight: 190
College: Washington
Experience: Rookie in 2017

2016 games-starts: 0-0
Career games-starts: 0-0
Born: 11-27-95
Hometown: Long Beach, Calif.
Acquired: D1'17

Bengals' top 2017 draft pick brings record-setting speed and big-play potential to WR group ... Ross clocked an exceptional 4.22-second 40-yard dash at the 2017 NFL Scouting Combine, considered to be a combine record ... Career totals of 114 receptions, 1729 receiving yards and 22 receiving TDs over three seasons of action (one redshirt year) at Washington ... Excelled as a kick returner, with four TDs in 85 career returns ... Considered one of college football's most explosive players, with five career scoring plays of 90 yards or longer ... Also spent time at CB in 2013 and '14 seasons (27 tackles, two PDs, one INT).

Career transactions: Selected by Cincinnati in first round of 2017 NFL Draft (ninth overall) ... Signed with Bengals on 5-7-17.

Head coach Marvin Lewis says: "His dynamic speed shows up on tape. When you watch the tape, you feel this guy playing. He gives us another option offensively and balances the field ... When you watch, it's just play after play after play that he has an opportunity with the ball in his hand to make (things happen). Whether it's the inside slant, whether it's what we call 'lightnings,' or anything else — when teams are playing against him, they feel his speed."

College highlights: Spent four seasons (2013-16) at Washington, with a redshirt year in '15 due to a knee injury ... Saw time on offense (WR), defense (CB) and special teams (KOR, PR) during his career, before playing primarily WR and KOR in 2016 ... Set school record with four career kickoff returns for TDs. **2016**—Was first-team All-Pac-12 (coaches and media), Associated Press All-America Second Team, and a semifinalist for the Biletnikoff Award (college football's top receiver) ... Recorded 17 receiving TDs, good for third in FBS in '16, and the second-highest total in both Washington and Pac 12 history (Mario Bailey had 18 in 1991) ... Caught third-most passes (81) in a season in UW history, and had fourth-most receiving yards (1150) ... In first game back after missed season in 2015, scored three TDs in win over Rutgers, including 92-yard kick return and TD receptions of 38 and 50 yards ... Nine receptions for 94 yards and three TDs (tied for second-most in UW history) in win at Oregon ... Named Pac-12 Player of the Week after win at Cal in which he recorded 208 receiving yards and three TDs on six receptions ... Eight catches for 154 yards, including 70-yard TD, vs. USC ... Career-high 12 receptions (tied for fourth-most ever at UW) for 95 yards in win vs. Arizona State. **2015**—Did not play due to knee injury suffered in spring (redshirt). **2014**—Played

in 13 games, seeing extensive time on offense, defense and special teams ... Three starts at wide receiver and four at cornerback ... Scored seven total TDs — 91, 20, 55, 75, 86, 100 and 96 yards — good for a 75-yard average per TD play ... Honorable mention All-Pac-12 as return specialist, with two kick-return TDs ... Scored on 20-yard run and 91-yard pass in Huskies' season-opening win at Hawaii ... Started at CB vs. Washington State and had an INT, along with two tackles, in addition to seeing time at receiver. **2013**—Played in all 13 games as a freshman, seeing time at WR, CB and KOR ... Totaled 16 receptions for 208 yards and a TD ... Returned 30 kickoffs for 699 yards (23.3), including a 100-yarder for a TD in Fight Hunger Bowl win over BYU.

King of the 40: Ross' extraordinary 4.22-second 40-yard dash at the 2017 NFL Scouting Combine is the fastest since the NFL began timing the drill electronically in 1999 and is believed to be the fastest all-time. That blazing mark bested the time of 4.24 seconds, set by RB Chris Johnson in 2008.

Coach Doggy Dogg: During his youth football days in Long Beach, Calif., Ross had the most famous coach in town — rapper Snoop Dogg. The two keep in touch, and the rapper even posted a video on draft night congratulating his former RB/WR. Here's how Ross described his path onto the rapper's team as part of the Snoop Youth Football League: "(The SYFL) had an all-star game one day. I had just finished my season in a different league, and I watched Snoop and them play. Snoop was driving through the parking lot, and my mom and I went to go get an autograph, and he rolled his window down and already knew who I was. We got connected from there. The next week I was on the all-star team, and the next year I was on his full-season team."

Coach Ken Zampese says: "This guy really jumps out at you with his speed. The thing that jumps out at you as well when you watch him more, is that he's a technician and he takes great pride in getting in and out of breaks. Not a lot of wasting motion. He transitions very well."

High School: Attended Jordan High School in Long Beach, Calif., where he played WR, CB, PR and KOR ... Named the Moore League Offensive Player of the Year as a senior in 2012, and was Co-Player of the Year as a junior ... Also ran track.

Personal: Hometown is Long Beach, Calif. ... American ethnic studies major at Washington.



RUSSELL, ALONZO

WR #17

Height: 6-4
 Weight: 210
 College: Toledo
 Experience: 1st-year player in 2017

2016 games-starts: 0-0
 Career games-starts: 0-0
 Born: 9-29-92
 Hometown: Washington, D.C.
 Acquired: CFA'16

A first-year player who was a 2016 college free agent signee that earned a spot on the practice squad ... Physically impressive receiver who starred at Toledo after originally joining team as a walk-on ... Was an All Mid-American Conference selection by league coaches in all four of his seasons.

Career transactions: Signed with Cincinnati as a college free agent on 5-6-16 ... Waived by Bengals on 9-3-16 ... Signed to Bengals practice squad on 9-4-16 ... Signed to Bengals roster on 1-2-17.

2016 highlights: On practice squad for Games 1-16 ... Caught three-for-25 in preseason, including 15-yard catch from Keith Wenning on Sept. 1 vs. Indianapolis for Bengals' only TD of game.

College: Played four seasons (2012-15) for Toledo, appearing in 50 games ... Redshirt year in 2011 ... Totaled 202 receptions for 3076 yards (15.2), with 24 TDs ... In '15, played in all 12 games for 10-2 team that closed season with Boca Raton Bowl win over Temple, catching 36-for-618, with five TDs ... In

'14, led 9-4 team in receiving TDs (eight) while ranking second in catches (51) and receiving yards (770) ... Highlights in '14 included game-winning 22-yard TD in overtime vs. Western Michigan and two TD catches at Cincinnati ... In '13, earned an ESPN SportsCenter "Play of the Day" with a one-handed TD catch vs. Central Michigan ... Had 56 catches for 960 yards as a redshirt freshman in '11, including 59-yard TD at Arizona.

Personal: Hometown is Washington, D.C. ... Majored at Toledo in individualized studies ... Attended Woodson High School in Washington, D.C., and then spent one prep season at Milford Academy (New Berlin, N.Y.) ... Was an All-Metro D.C. selection in senior season at Woodson, with 52 receptions for 1153 yards and 14 TDs ... Also played basketball and ran track at Woodson.

NOTE ABOUT NFL EXPERIENCE: Russell did not earn an accrued year of experience toward NFL free agency in 2016 because he was not on a 53-player roster, a Reserve/Injured list or a Reserve/Physically Unable to Perform list for the required minimum of six games.

ALONZO RUSSELL'S STATISTICS

YEAR	TEAM	G-S	RECEIVING					RUSHING					SCORING					
			NO	YDS	AVG	LG	TD	ATT	YDS	AVG	LG	TD	TD	TD-R	TD-P	TD-Rt	2-PtC	PTS
2016	Cincinnati	0-0	DID NOT PLAY*					DID NOT PLAY*					DID NOT PLAY*					
CAREER		0-0	0	0	—	—	0	—	—	—	—	—	—	—	—	—	—	—

* NOTE: Russell was on the practice squad for 16 regular-season games with Cincinnati in 2016.



RUSSELL, KEIVARAE

CB #20

Height: 5-11
 Weight: 196
 College: Notre Dame
 Experience: 2nd-year player in 2017

2016 games-starts: 5-0
 Career games-starts: 5-0
 Born: 10-19-93
 Hometown: Everett, Wash.
 Acquired: W(K.C.)'16

Second-year player from Notre Dame joined Bengals prior to Game 2 last season, acquired on waivers from Kansas City, and played in five Cincinnati contests, and recorded an INT ... Was Kansas City's third-round selection in 2016 NFL Draft.

Career transactions: Selected by Kansas City in third round of 2016 NFL Draft (73rd overall) ... Signed with Chiefs on 6-3-16 ... Waived by Chiefs on 9-14-16 ... Acquired on waivers by Cincinnati on 9-15-16.

2016 highlights: Played in all four of Kansas City's preseason games, logging seven tackles ... Inactive for Chiefs in Game 1, and inactive for Bengals in Games 2-10 and 15 ... Played for Bengals in Games 11-14 and 16, with an INT on Jan. 1 vs. Baltimore and a special teams tackle Dec. 18 vs.

Pittsburgh ... Made impressive diving catch on sideline to get INT off Baltimore's Ryan Mallett.


College highlights: Played three seasons (2012-13 and '15) at Notre Dame ... Started all 37 of his games played ... Totaled 169 tackles (125 solo), including seven tackles-for-loss ... Had five INTs, two FFs, two sacks and six passes defended ... Career-best 60 tackles as a senior.

Personal: Hometown is Everett, Wash. ... Attended Mariner High School in Everett, where he was a Class 4A all-state RB as a senior, rushing for 1293 yards and 14 TDs ... Majored in management consulting at Notre Dame ... Hobbies include traveling and writing/reading/appreciating poetry, acting/theatre and the arts ... First name is pronounced "kee-VAR-ay."

KEIVARAE RUSSELL'S STATISTICS

YEAR	TEAM	G-S	DEFENSE							INTERCEPTIONS					SCORING				
			ST	AT	TT	SKS-YDS	PD	FF	FR-YDS	NO	YDS	AVG	LG	TD	TD	TD-IntRt	TD-FRRt	S	PTS
2016	Cincinnati	5-0	0	0	0	0-0	1	0	0-0	1	0	0.0	0	0	—	—	—	—	—
CAREER		5-0	0	0	0	0-0	1	0	0-0	1	0	0.0	0	0	—	—	—	—	—

YEAR	TEAM	SPECIAL TEAMS							KICKOFF RETURNS						PUNT RETURNS						
		ST	AT	TT	FF	FR-YDS	BP	BFG	BXP	NO	YDS	AVG	FC	LG	TD	NO	YDS	AVG	FC	LG	TD
2016	Cincinnati	1	0	1	0	0-0	0	0	0	—	—	—	—	—	—	—	—	—	—	—	—
CAREER		1	0	1	0	0-0	0	0	0	—	—	—	—	—	—	—	—	—	—	—	—



SCHRECK, MASON

TE #86

Height: 6-5
Weight: 252
College: Buffalo
Experience: Rookie in 2017

2016 games-starts: 0-0
Career games-starts: 0-0
Born: 11-4-93
Hometown: Medina, Ohio
Acquired: D7'17

Seventh-round draft selection brings size, athleticism and potential to the Bengals' tight ends group ... Finished his collegiate career with 108 receptions for 1120 yards and six TDs ... His breakout senior season included 59 catches for 651 yards and four TDs, earning All-MAC second team honors (coaches) ... His receptions total as a senior was 10 more than his first three seasons combined, and his 651 receiving yards were the most ever by a tight end in school history.

Career transactions: Selected by Cincinnati in seventh round of 2017 NFL Draft (251st overall) ... Signed with Bengals on 5-15-17.

Head coach Marvin Lewis says: "He's a big kid, a physical kid, a good receiver of the football — just a good all-around prospect, and a good, young guy to have in the fold to compete at (tight end)."

College highlights: Spent five years in Buffalo program (one redshirt), appearing in 46 games with 20 starts ... Totaled 108 catches for 1120

yards and six TDs. **2016**—Started all 12 games ... Second-team All-MAC selection (coaches) ... Led team in receptions (59), receiving yards (651) and receiving TDs (four) ... Recorded nine catches for 61 yards and a TD vs. Ball State ... Seven catches for 120 yards (career high), with a 75-yard TD, at Ohio ... Tallied 10 catches for 89 yards vs. Miami. **2015**—Played in 10 games, with two starts ... Totaled 22 catches for 216 yards ... Had five receptions for 62 yards vs. Albany ... Two catches for 49 yards at UMass. **2014**—Played in 11 games, with two starts ... Totaled 10 catches for 106 yards. **2013**—Played in all 13 games, with four starts ... Totaled 17 catches for 147 yards and two TDs ... Four catches for 22 yards at Ohio State ... Two catches for 24 yards in win vs. UConn, including first career TD.

High school: Attended Medina (Ohio) High School ... Started for three years at QB ... Also started at center on the basketball team.

Personal: Hometown is Medina, Ohio ... Business administration major at Buffalo.



SHAW, JOSH

CB #26

Height: 6-1
Weight: 190
College: Southern California
Experience: 3rd-year player in 2017

2016 games-starts: 16-12
Career games-starts: 31-13
Born: 3-27-92
Hometown: Palmdale, Calif.
Acquired: D4a'15

Third-year pro assumed a regular role in secondary in his second pro season in 2016, seeing significant action in nickel alignment while also ranking third in special teams tackles ... Had game-clinching INT in season opener ... Fourth-round 2015 draft choice earned increased playing time as '15 season progressed ... Has big upside, based on athleticism, versatility, and a high football IQ ... Started at both CB and FS during his USC career, and was rated as the high-profile program's most versatile and reliable DB.

Career transactions: Selected by Cincinnati in fourth round of 2015 NFL Draft (120th overall) ... Signed with Bengals on 5-18-15.

2016 highlights: Played in Games 1-16, with 12 starts as nickel DB ... Had 47 tackles, one INT and three total passes defended ... Third on team in special teams tackles (nine) ... Walled out WR Eric Decker Sept. 11 at N.Y. Jets and intercepted Ryan Fitzpatrick pass at Jets' 40 with 0:40 left, ending final N.Y. threat ... Three tackles Sept. 29 vs. Miami ... Tied for second on team in tackles (eight) Oct. 16 at New England ... Six tackles Oct. 30 vs. Washington in London ... Six tackles Nov. 27 at Baltimore ... Five tackles and pass defended Dec. 18 vs. Pittsburgh ... One tackle and two special teams tackles Dec. 24 at Houston.

Previous season: 2015—Played in Games 2-16, with 15 tackles, a pass defended and eight special teams tackles (tied for third on team) ... Also played in Wild Card playoff ... Inactive for Game 1 ... Made NFL debut Sept. 20

vs. San Diego, with one special teams tackle ... Logged his first tackle on defense Nov. 22 at Arizona ... Two tackles on defense and a pass defended Nov. 29 vs. St. Louis ... Four tackles, plus a pass defended, on Dec. 6 at Cleveland ... Had a personal season-high seven tackles, plus a special teams stop, on Dec. 13 vs. Pittsburgh ... Played in all four preseason games, tying for second in tackles (14).

College: Played three seasons (2012-14) for USC ... Previously played two seasons (2010-11) at Florida, but '10 was counted as a redshirt year after he suffered knee injury in his first game ... Granted a hardship waiver by NCAA that allowed him to transfer from Florida to USC without sitting out a season ... Played in 30 games (23 starts) for USC and in 11 games (one start) for Florida ... Full career totals of 130 tackles, six INTs and 14 passes defended ... Played in East-West Shrine and Senior Bowl games following his career ... Led USC in tackles (nine) in 2014 season Holiday Bowl win vs. Nebraska.

Personal: Hometown is Palmdale, Calif. ... Attended Palmdale High School, where he was named a 2009 first-team All-American by Parade, Under Armour, SuperPrep and PrepStar ... Played CB, RB, QB and WR during his prep career ... Earned degree from USC in sociology, and was chosen to speak at school's 2014 Student-Athlete Graduation Ceremony ... Spent five days with USC teammates in Haiti in the spring of 2012, building homes and assisting those in need ... Married (wife Angela) with a daughter (Alaina).

JOSH SHAW'S STATISTICS

YEAR	TEAM	G-S	DEFENSE							INTERCEPTIONS					SCORING				
			ST	AT	TT	SKS-YDS	PD	FF	FR-YDS	NO	YDS	AVG	LG	TD	TD	TD-IntRt	TD-FRRt	S	PTS
2015	Cincinnati	15-1	13	2	15	0-0	1	0	0-0	—	—	—	—	—	—	—	—	—	—
2016	Cincinnati	16-12	31	16	47	0-0	3	0	0-0	1	0	0.0	0	0	—	—	—	—	—
CAREER		31-13	44	18	62	0-0	4	0	0-0	1	0	0.0	0	0	—	—	—	—	—

YEAR	TEAM	ST	AT	TT	FF	FR-YDS	BP	BFG	BXP	KICKOFF RETURNS						PUNT RETURNS							
										NO	YDS	AVG	FC	LG	TD	NO	YDS	AVG	FC	LG	TD		
2015	Cincinnati	4	4	8	0	0-0	0	0	0	—	—	—	—	—	—	—	—	—	—	—	—	—	—
2016	Cincinnati	7	2	9	0	0-0	0	0	0	—	—	—	—	—	—	—	—	—	—	—	—	—	—
CAREER		11	6	17	0	0-0	0	0	0	—	—	—	—	—	—	—	—	—	—	—	—	—	—

POSTSEASON


YEAR	TEAM	G-S	DEFENSE							INTERCEPTIONS					SCORING				
			ST	AT	TT	SKS-YDS	PD	FF	FR-YDS	NO	YDS	AVG	LG	TD	TD	TD-IntRt	TD-FRRt	S	PTS
2015	Cincinnati	1-0	0	0	0	0-0	0	0	0-0	—	—	—	—	—	—	—	—	—	—
CAREER		1-0	0	0	0	0-0	0	0	0-0	—	—	—	—	—	—	—	—	—	—

YEAR	TEAM	ST	AT	TT	FF	FR-YDS	BP	BFG	BXP	KICKOFF RETURNS						PUNT RETURNS							
										NO	YDS	AVG	FC	LG	TD	NO	YDS	AVG	FC	LG	TD		
2015	Cincinnati	0	1	1	0	0-0	0	0	0	—	—	—	—	—	—	—	—	—	—	—	—	—	—
CAREER		0	1	1	0	0-0	0	0	0	—	—	—	—	—	—	—	—	—	—	—	—	—	—

2016 GAME-BY-GAME

DATE	OPPONENT	DEFENSE								INTERCEPTIONS				
		ST	AT	TT	SKS-YDS	INT-YDS	PD	FF	FR-YDS	NO	YDS	AVG	LG	TD
9-11	at N.Y. Jets	3	0	3	0-0	1-0	1	0	0-0	1	0	0.0	0	0
9-18	at Pittsburgh	0	1	1	0-0	0-0	0	0	0-0	0	0	—	—	0
9-25	DENVER	1	2	3	0-0	0-0	0	0	0-0	0	0	—	—	0
9-29	MIAMI	1	2	3	0-0	0-0	0	0	0-0	0	0	—	—	0
10-9	at Dallas	1	1	2	0-0	0-0	0	0	0-0	0	0	—	—	0
10-16	at New England	7	1	8	0-0	0-0	0	0	0-0	0	0	—	—	0
10-23	CLEVELAND	0	0	0	0-0	0-0	0	0	0-0	0	0	—	—	0
10-30	WASHINGTON	6	0	6	0-0	0-0	0	0	0-0	0	0	—	—	0
11-6	— BYE —													
11-14	at N.Y. Giants	1	1	2	0-0	0-0	0	0	0-0	0	0	—	—	0
11-20	BUFFALO	2	1	3	0-0	0-0	0	0	0-0	0	0	—	—	0
11-27	at Baltimore	5	1	6	0-0	0-0	0	0	0-0	0	0	—	—	0
12-4	PHILADELPHIA	0	1	1	0-0	0-0	1	0	0-0	0	0	—	—	0
12-11	at Cleveland	0	1	1	0-0	0-0	0	0	0-0	0	0	—	—	0
12-18	PITTSBURGH	3	2	5	0-0	0-0	1	0	0-0	0	0	—	—	0
12-24	at Houston	1	0	1	0-0	0-0	0	0	0-0	0	0	—	—	0
1-1	BALTIMORE	0	2	2	0-0	0-0	0	0	0-0	0	0	—	—	0
TOTALS		31	16	47	0-0	1-0	3	0	0-0	1	0	0.0	0	0

DATE	OPPONENT	SPECIAL TEAMS							KICKOFF RETURNS							PUNT RETURNS						
		ST	AT	TT	FF	FR-YDS	BP	BFG	BXP	NO	YDS	AVG	FC	LG	TD	NO	YDS	AVG	FC	LG	TD	
9-11	at N.Y. Jets	0	1	1	0	0-0	0	0	0	—	—	—	—	—	—	—	—	—	—	—	—	
9-18	at Pittsburgh	2	0	2	0	0-0	0	0	0	—	—	—	—	—	—	—	—	—	—	—	—	
9-25	DENVER	0	1	1	0	0-0	0	0	0	—	—	—	—	—	—	—	—	—	—	—	—	
9-29	MIAMI	2	0	2	0	0-0	0	0	0	—	—	—	—	—	—	—	—	—	—	—	—	
10-9	at Dallas	0	0	0	0	0-0	0	0	0	—	—	—	—	—	—	—	—	—	—	—	—	
10-16	at New England	1	0	1	0	0-0	0	0	0	—	—	—	—	—	—	—	—	—	—	—	—	
10-23	CLEVELAND	0	0	0	0	0-0	0	0	0	—	—	—	—	—	—	—	—	—	—	—	—	
10-30	WASHINGTON	0	0	0	0	0-0	0	0	0	—	—	—	—	—	—	—	—	—	—	—	—	
11-6	— BYE —																					
11-14	at N.Y. Giants	0	0	0	0	0-0	0	0	0	—	—	—	—	—	—	—	—	—	—	—	—	
11-20	BUFFALO	0	0	0	0	0-0	0	0	0	—	—	—	—	—	—	—	—	—	—	—	—	
11-27	at Baltimore	0	0	0	0	0-0	0	0	0	—	—	—	—	—	—	—	—	—	—	—	—	
12-4	PHILADELPHIA	0	0	0	0	0-0	0	0	0	—	—	—	—	—	—	—	—	—	—	—	—	
12-11	at Cleveland	0	0	0	0	0-0	0	0	0	—	—	—	—	—	—	—	—	—	—	—	—	
12-18	PITTSBURGH	0	0	0	0	0-0	0	0	0	—	—	—	—	—	—	—	—	—	—	—	—	
12-24	at Houston	2	0	2	0	0-0	0	0	0	—	—	—	—	—	—	—	—	—	—	—	—	
1-1	BALTIMORE	0	0	0	0	0-0	0	0	0	—	—	—	—	—	—	—	—	—	—	—	—	
TOTALS		7	2	9	0	0-0	0	0	0	—	—	—	—	—	—	—	—	—	—	—	—	



SIMS, PAT

DT #92

Height: 6-2
Weight: 330
College: Auburn
Experience: 10th-year player in 2017

2016 games-starts: 16-0
Career games-starts: 116-41
Born: 11-29-85
Hometown: Fort Lauderdale, Fla.
Acquired: UFA(Oak.)'15

A Bengal for his first five NFL seasons (2008-12), Sims spent '13-14 with Oakland and has been back with Bengals for '15-16 ... Tied for third on defensive line in tackles in '16, despite not being in starter role ... Strong run defender has played on four Bengals playoff teams ... Helped club in '15 season to No. 2 NFL ranking and No. 1 AFC rank in fewest points allowed (17.4 per game).

Career transactions: Selected by Cincinnati in third round of 2008 NFL Draft (77th overall) ... Signed with Bengals on 7-27-08 ... Re-signed with Bengals as an unrestricted free agent on 3-24-12 ... Signed with Oakland as unrestricted free agent on 3-12-13 ... Re-signed with Raiders as unrestricted free agent on 3-31-14 ... Signed with Cincinnati as unrestricted free agent on 3-26-15 ... Re-signed with Bengals as unrestricted free agent on 3-16-16.

2016 highlights: Played in Games 1-16, logging 37 tackles (five for-loss), 1.5 sacks, and five QB hits ... Three tackles Sept. 18 at Pittsburgh, plus a QB hit ... Four tackles on Oct. 9 at Dallas ... Three tackles, including a five-yard sack of Tom Brady, and an additional QB hit on Oct. 16 at New England ... Four tackles Nov. 27 at Baltimore ... Personal season-high five tackles Dec. 18 vs. Pittsburgh ... Three tackles (one for-loss) Dec. 24 at Houston ... Logged shared sack of Joe Flacco on Jan. 1 vs. Baltimore.

Previous seasons: **2008**—Played in Bengals' last 11 games and started six of the last seven, as injuries depleted line depth ... Had 50 tackles, including three for losses, with one sack ... Made NFL debut Oct. 12 at N.Y. Jets and posted seven tackles, including one for loss ... On Nov. 2 vs. Jacksonville, logged first NFL sack when he dropped David Garrard for two yards. **2009**—Played every regular-season game (eight starts) as Bengals claimed AFC North title, but was placed on Reserve/Injured for Wild Card playoff vs. Jets, due to right forearm fracture suffered in regular-season finale at Jets ... On Sept. 20 at Green Bay, recovered fumble by HB Ryan Grant at Bengals' 38 in third quarter, returning ball to offense for TD drive that put Bengals ahead to stay at 28-21 ... On Sept. 27 vs. Pittsburgh, had a shared sack of Ben Roethlisberger in fourth quarter that forced Steelers to punt prior to offense's game-winning TD drive. **2010**—Played in 14 Bengals games (eight starts) and had 44 tackles, 2.5 sacks, a pass defended ... In win Sept. 19 vs. Baltimore, had fourth-quarter pass deflection that resulted in an INT by LB Brandon Johnson ... Five tackles Dec. 12 at Pittsburgh, including eight-yard sack of Ben Roethlisberger ... Four tackles Dec. 19 vs. Cleveland, including eight-yard sack of Colt McCoy. **2011**—Played in

Games 1-11 for Bengals, with one start ... Logged 28 tackles, with one sack ... Missed last five games and Wild Card playoff due to ankle injuries ... Five-yard sack of Blaine Gabbert on Oct. 9 at Jacksonville ... On Nov. 20 at Baltimore, made third-down stop of RB Ray Rice for no gain in fourth quarter, forcing punt. **2012**—Played last eight games and Wild Card playoff after opening season on Reserve/PUP, due to hamstring injury that predated training camp ... His return to active status coincided with start of Bengals' 7-1 run in final eight games ... Totaled 21 tackles, one INT and one forced fumble ... Made season debut Nov. 11 vs. N.Y. Giants and had INT of Eli Manning at Giants' 18, setting up Bengals TD ... Personal season-high six tackles in playoff-clinching win Dec. 23 at Pittsburgh ... Four tackles in NFL postseason debut, Wild Card playoff at Houston. **2013**—In first season with Oakland, started 16 games for first time in career and led Raiders interior linemen in tackles (49) ... Recorded first of two sacks Dec. 15 at Kansas City, dropping Alex Smith for nine yards ... On Dec. 22 at San Diego, logged career high 13 tackles, including five-yard sack of Philip Rivers. **2014**—Played in all 16 games for Oakland, starting two ... Had 36 tackles and one pass defended ... On Oct. 26 at Cleveland, part of a line that helped limit the NFL's sixth-ranked rushing offense to 1.6 yards per carry ... On Dec. 21 vs. Buffalo, helped limit Bills to 13 rushing yards, third-lowest opponent total in Raiders history. **2015**—Returned to Bengals as UFA and played eight games, plus Wild Card ... Inactive for eight games ... Had 16 regular-season tackles ... Four tackles Nov. 1 at Pittsburgh ... Personal season high of six tackles Nov. 16 vs. Houston ... In Wild Card playoff vs. Pittsburgh, teamed with Carlos Dunlap on 11-yard sack of Ben Roethlisberger.

College: Played three seasons (2004 and '06-07) at Auburn, entering the NFL draft after junior season ... First team All-SEC choice by Associated Press in 2007, despite playing most of the year with cast to protect left hand fracture ... Key force inside for '07 club that ranked sixth nationally in fewest points allowed (16.9) and average net yards allowed (197.9) ... Had 4.5 sacks as junior ... Missed the 2005 season, absent from the team due to family obligations ... Majored in public administration.

Personal: Hometown is Fort Lauderdale, Fla. ... Earned Florida 5A All-State honors as senior at Dillard High School, where he was a PrepStar All-American as senior ... Also played prep basketball and helped lead team to state championship as a junior ... Youngest among 10 children in his family ... Hobbies include fishing and traveling.

PAT SIMS' STATISTICS


YEAR	TEAM	G-S	DEFENSE							INTERCEPTIONS					SCORING				
			ST	AT	TT	SKS-YDS	PD	FF	FR-YDS	NO	YDS	AVG	LG	TD	TD	TD-IntRt	TD-FRRt	S	PTS
2008	Cincinnati	11-6	31	19	50	1-2	0	0	0-0	0	0	—	—	0	—	—	—	—	
2009	Cincinnati	16-8	20	16	36	0.5-2.5	0	0	1-0	0	0	—	—	0	—	—	—	—	
2010	Cincinnati	14-8	19	25	44	2.5-20	1	0	0-0	0	0	—	—	0	—	—	—	—	
2011	Cincinnati	11-1	13	15	28	1-5	0	0	0-0	0	0	—	—	0	—	—	—	—	
2012	Cincinnati	8-0	15	6	21	0-0	1	1	0-0	1	3	3.0	3	0	—	—	—	—	
2013	Oakland	16-16	31	18	49	2-14	0	0	0-0	0	0	—	—	0	—	—	—	—	
2014	Oakland	16-2	16	20	36	0-0	1	0	0-0	0	0	—	—	0	—	—	—	—	
2015	Cincinnati	8-0	4	12	16	0-0	0	0	0-0	0	0	—	—	0	—	—	—	—	
2016	Cincinnati	16-0	15	22	37	1.5-6.5	0	0	0-0	0	0	—	—	0	—	—	—	—	
CIN. TOTALS		84-23	117	115	232	6.5-36	2	1	1-0	1	3	3.0	3	0	—	—	—	—	
OAK. TOTALS		32-18	47	38	85	2-14	1	0	0-0	0	0	—	—	0	—	—	—	—	
CAREER		116-41	164	153	317	8.5-50	3	1	1-0	1	3	3.0	3	0	—	—	—	—	

POSTSEASON

YEAR	TEAM	G-S	DEFENSE							INTERCEPTIONS					SCORING				
			ST	AT	TT	SKS-YDS	PD	FF	FR-YDS	NO	YDS	AVG	LG	TD	TD	TD-IntRt	TD-FRRt	S	PTS
2009	Cincinnati	0-0	DID NOT PLAY*							DID NOT PLAY*					DID NOT PLAY*				
2011	Cincinnati	0-0	DID NOT PLAY*							DID NOT PLAY*					DID NOT PLAY*				
2012	Cincinnati	1-0	3	1	4	0-0	0	0	0-0	—	—	—	—	—	—	—	—	—	
2015	Cincinnati	1-0	0	1	1	0.5-5.5	1	0	0-0	—	—	—	—	—	—	—	—	—	
CAREER		2-0	3	2	5	0.5-5.5	1	0	0-0	—	—	—	—	—	—	—	—	—	

* NOTE: Sims was on the Reserve/Injured list for one postseason game with Cincinnati in 2009. He was on the Reserve/Injured list for one postseason game with Cincinnati in 2011.

2016 GAME-BY-GAME															
DATE	OPPONENT	DEFENSE								INTERCEPTIONS					
		ST	AT	TT	SKS-YDS	INT-YDS	PD	FF	FR-YDS	NO	YDS	AVG	LG	TD	
9-11	at N.Y. Jets	0	2	2	0-0	0-0	0	0	0-0	—	—	—	—	—	
9-18	at Pittsburgh	2	1	3	0-0	0-0	0	0	0-0	—	—	—	—	—	
9-25	DENVER	1	1	2	0-0	0-0	0	0	0-0	—	—	—	—	—	
9-29	MIAMI	0	2	2	0-0	0-0	0	0	0-0	—	—	—	—	—	
10-9	at Dallas	2	2	4	0-0	0-0	0	0	0-0	—	—	—	—	—	
10-16	at New England	1	2	3	1-5	0-0	0	0	0-0	—	—	—	—	—	
10-23	CLEVELAND	1	1	2	0-0	0-0	0	0	0-0	—	—	—	—	—	
10-30	WASHINGTON	0	0	0	0-0	0-0	0	0	0-0	—	—	—	—	—	
11-6	— BYE —														
11-14	at N.Y. Giants	1	1	2	0-0	0-0	0	0	0-0	—	—	—	—	—	
11-20	BUFFALO	1	0	1	0-0	0-0	0	0	0-0	—	—	—	—	—	
11-27	at Baltimore	2	2	4	0-0	0-0	0	0	0-0	—	—	—	—	—	
12-4	PHILADELPHIA	2	1	3	0-0	0-0	0	0	0-0	—	—	—	—	—	
12-11	at Cleveland	0	0	0	0-0	0-0	0	0	0-0	—	—	—	—	—	
12-18	PITTSBURGH	0	5	5	0-0	0-0	0	0	0-0	—	—	—	—	—	
12-24	at Houston	2	1	3	0-0	0-0	0	0	0-0	—	—	—	—	—	
1-1	BALTIMORE	0	1	1	0.5-1.5	0-0	0	0	0-0	—	—	—	—	—	
TOTALS		15	22	37	1.5-6.5	0-0	0	0	0-0	—	—	—	—	—	



SMITH, ANDRE

G/OT #71

Height: 6-4
Weight: 330
College: Alabama
Experience: 9th-year player in 2017

2016 games-starts: 4-4
Career games-starts: 86-77
Born: 1-25-87
Hometown: Birmingham, Ala.
Acquired: UFA(Minn.)'17

A former Bengals first-round draft choice who played for six Cincinnati playoff teams, Smith returns to Bengals as unrestricted free agent for 2017, after spending '16 with Minnesota ... Played ROT in previous Bengals term, but could be at G or OT this season ... From 2011-15, played 69 Bengals games at ROT, with 68 starts, for teams that made playoffs five straight times ... Over run of five straight playoffs, helped team log four NFL top-10 rankings in fewest sacks allowed, two top-10 finishes in rushing yards and two top-10 finishes in scoring.

Career transactions: Selected by Cincinnati in first round of 2009 NFL Draft (sixth overall) ... Signed with Bengals on 8-30-09 ... Re-signed with Bengals as unrestricted free agent on 4-26-13 ... Signed with Minnesota as unrestricted free agent on 3-18-16 ... Signed with Cincinnati as unrestricted free agent on 3-16-17.

2016 highlights: Aided Vikings to 3-0 season start in his three full games played, starting at ROT in each ... Also started Game 4 win over N.Y. Giants, but played only six snaps before suffering season-ending right triceps injury ... Helped keep QB Shawn Hill sack-free in season-opening win Sept. 11 at Tennessee ... Helped QB Sam Bradford post 121.2 passer rating in win Sept. 18 vs. Green Bay.

Previous seasons: **2009**—Missed most of Bengals preseason due to contract negotiations, then suffered fracture in left foot on Sept. 1 (his first week of practice) ... On roster exemption for season opener, Sept. 13 vs. Denver ... Added to roster on Sept. 14, and returned to practice the week of Game 7 ... Inactive for Games 2-10 ... Played in Games 11-16, and credited with one start ... Made NFL debut on Nov. 29 vs. Cleveland ... Supported three individual 100-yard rushing efforts over season's final six games, and aided a Bengals playoff record of 169 rushing yards by HB Cedric Benson in Wild Card playoff on 1-9-10 vs. N.Y. Jets. **2010**—Claimed Bengals' No. 1 ROT position in Games 6-8, but suffered foot fracture (fifth metatarsal) in practice Nov. 10, forcing him to Reserve/Injured list on Nov. 13. **2011**—Started for Bengals at ROT in Games 1-12 and 15-16, and in Wild Card playoff ... Inactive for Games 13-14 due to ankle injury ... Contributed to pass protection that ranked tied for fourth in NFL in fewest sacks allowed (25) ... On Sept. 11 at Cleveland, averted a giveaway by recovering an Andy Dalton fumble at Bengals eight-yard line ... On Oct. 16 vs. Indianapolis, supported pass-protection effort that held Colts for the first time on season without a sack, playing primarily against standout DE Robert Mathis. **2012**—Started all 16 Bengals games, and Wild Card playoff ... Helped HB BenJarvus Green-Ellis rank first in NFL in third-and-one rushing conversions (93.3 percent success rate, on 14 of 15) ... Part of run-blocking effort for Green-Ellis to gain at least 100 yards four times in five-game stretch (Games 10-12 and 14), with 168.2 team average in that span ... Supported season-best 221 rushing yards, with 6.5 average, on Nov. 25 vs. Oakland. **2013**—Started for Bengals in Games 1-11 and 13-16 at ROT, and came off bench in Game 12 ... Contributed to Bengals NFL rankings of tied for sixth in scoring and 10th in net offense ... Key cog in pass protection that allowed only one sack over Games 11-14, tying team record for fewest sacks allowed in four-game span ... On Sept. 16 vs. Pittsburgh, helped offense allow no sacks with 407 net yards ... On Oct. 27 vs. N.Y. Jets, contributed to pass protection allowing only one sack for two yards as Andy Dalton threw career-best five TD passes ... On Dec. 8 vs. Indianapolis, helped keep Dalton sack-free for third straight game and supported 155-yard rushing effort, and Dalton was named AFC Offensive Player of Week with 120.5 passer rating ... Contributed to 439-yard offensive output in Wild Card playoff on 1-5-14 vs. San Diego. **2014**—Missed all of Bengals '14 preseason while rehabbing from a concussion, but was able to start season opener ... Nine starts and games played on the season ... Inactive (ankle) for Games 9-10, and placed on Reserve/Injured list on Nov. 25, following triceps injury suffered in Game 11 ... Was key cog in Bengals pass protection for the nine games he played, and Bengals finished season ranked third in NFL in fewest sacks allowed (23) and in least sack yardage allowed (123) ... Part of protection that allowed no sacks in Games 1-3 for first time in franchise history ... Supported protection on Sept. 21 vs. Tennessee which allowed no sacks of QB Andy Dalton for third consecutive

game ... Credited by coaches with the key block on Giovani Bernard's 89-yard TD run, second-longest in Bengals history, on Oct. 12 vs. Carolina ... Helped power the way for three one-yard TD runs in goal line situations on Oct. 26 vs. Baltimore, including game winning TD by Andy Dalton on fourth-and-one late in the fourth quarter. **2015**—Started 14 games at ROT, and also started Wild Card playoff ... Missed Games 8-9 due to concussion suffered on Nov. 1 at Pittsburgh ... On Sept. 13 at Oakland, helped lead pass protection that allowed no sacks and supported 396 yards net offense ... Supported a second straight sack-free game Sept. 20 vs. San Diego, with 175-yard rushing output ... Provided pass protection for QB Andy Dalton to register a career-high 383 yards on Sept. 27 at Baltimore ... Provided a key block for 13-yard TD run by RB Giovani Bernard on Oct. 4 vs. Kansas City, and helped allow no sacks as Bengals posted first game in franchise history with more than 300 net passing yards (321) and four rushing TDs ... On Oct. 11 vs. Seattle, helped offense accumulate 419 total yards and score 17 points in the fourth quarter to overcome a 24-7 deficit ... On Oct. 18 at Buffalo, helped allow no sacks as Andy Dalton posted 118.6 passer rating, with three TDs and no INTs ... Contributed to 376 yards offense Nov. 29 vs. St. Louis, with no sacks allowed to Rams' highly rated pass rush ... Supported season-high Andy Dalton passer rating (146.8) on Dec. 6 at Cleveland, with only one sack allowed ... On Dec. 20 at San Francisco, supported 115.6 passer rating for AJ McCarron in QB's first NFL start ... Helped Bengals rush for 145 yards (5.4 per carry) in Jan. 3 win over Baltimore.

College: Played three seasons (2006-08) at Alabama, entering NFL Draft after his junior year ... Consensus 2008 All-America selection, rated among the most powerful run blockers in Southeastern Conference history, and won Outland Trophy, the "Heisman for linemen" ... Started 38 games at LOT over three seasons, and was credited with 46 TD-producing blocks ... Was only the seventh true freshman in Crimson Tide history to start his first game in the program ... As a sophomore in 2007, he shared SEC's Jacobs Blocking Trophy with Arkansas C Jonathan Luigs, who was a Bengal in '09.

Personal: Hometown is Birmingham, Ala. ... Attended Huffman High School, where he was the consensus top-rated offensive lineman in the nation as a senior ... Also as a prep senior, became the first OL to win the state of Alabama's "Mr. Football" award ... General studies major at Alabama ... Enjoys fishing and playing the guitar.


ANDRE SMITH'S STATISTICS

GAMES-STARTS				
YEAR	TEAM	GAMES	STARTS	
2009	Cincinnati.....	6	1	
2010	Cincinnati.....	7	4	
2011	Cincinnati.....	14	14	
2012	Cincinnati.....	16	16	
2013	Cincinnati.....	16	15	
2014	Cincinnati.....	9	9	
2015	Cincinnati.....	14	14	
2016	Minnesota.....	4	4	
CIN. TOTALS		82	73	
MINN. TOTALS		4	4	
CAREER		86	77	

POSTSEASON

GAMES-STARTS				
YEAR	TEAM	GAMES	STARTS	
2009	Cincinnati.....	1	0	
2011	Cincinnati.....	1	1	
2012	Cincinnati.....	1	1	
2013	Cincinnati.....	1	1	
2014	Cincinnati.....	1	1	"DID NOT PLAY"
2015	Cincinnati.....	1	1	
CAREER		5	4	

* NOTE: Smith was on the Reserve/Injured list for one postseason game in 2014 with Cincinnati.



SMITH, CHRIS

DE #94

Height: 6-1
Weight: 266
College: Arkansas
Experience: 4th-year player in 2017

2016 games-starts: 6-0
Career games-starts: 19-0
Born: 2-11-92
Hometown: Mount Ulla, N.C.
Acquired: T(Jax.)'17

A fourth-year pro in 2017, Smith was acquired by Bengals in April trade with Jacksonville for a conditional 2018 draft pick ... The Jaguars' 2014 fifth-round draft pick played in 19 games from '14-16 and totaled 19 tackles, including three sacks, with one PD and one FF.

Career transactions: Selected by Jacksonville in fifth round of 2014 NFL Draft (159th overall) ... Signed with Jaguars on 5-21-14 ... Waived by Jaguars on 9-13-14 ... Signed to Jaguars practice squad on 9-16-14 ... Signed to Jaguars roster on 10-20-14 ... Traded by Jaguars to Cincinnati on 4-11-17 for conditional 2018 Bengals draft choice.

2016 highlights: Played for Jacksonville in Games 4, 7-8, 12-13 and 15 and totaled four solo tackles, including a sack; was inactive for other 10 contests ... Played primarily on defense, but also saw action on special teams in five of his six games played ... In Oct. 2 win vs. Indianapolis, recorded two solo tackles on defense, including four-yard sack of QB Andrew Luck in fourth quarter ... Had two solo tackles on defense Oct. 27 at Tennessee.

Previous seasons: **2014**—Played both on defense and special teams in seven total games for Jacksonville as a rookie and recorded five tackles on defense, including three sacks, with one forced fumble ... Made final cuts and was inactive for Game 1, was waived and missed Game 2, then spent Games 3-7 on practice squad, then signed back to active roster and played in seven of team's final nine games (was inactive for other two of those contests) ... Made NFL debut Oct. 26 vs. Miami but had no stats ... On Nov. 2 at Cincinnati, notched his first mark in NFL sacks column with half-sack of QB Andy Dalton on Bengals' first possession in first quarter, shared with DE Ryan Davis ... On Nov. 23 at

Indianapolis, sacked QB Andrew Luck in first quarter and forced a fumble, which was recovered by DT Sen'Derrick Marks and led to a Jaguars FG ... Had shared sack with Marks on QB Ryan Fitzpatrick on a third down in first quarter of Dec. 7 contest vs. Houston, forcing a punt ... In win Dec. 18 vs. Tennessee, recorded two solo tackles, including a third-down sack on QB Charlie Whitehurst in second quarter that forced a Titans punt. **2015**—Played on defense in six games for Jacksonville, and also saw action on special teams in five of those contests ... Had 10 tackles on defense for the season (eight solos), with a half sack and one pass defensed ... Recorded career-high four tackles (all solos) in Sept. 13 season opener vs. Carolina, including a tackle for loss and a pass defensed ... In Sept. 20 win vs. Miami, had two tackles (one solo) ... On Sept. 27 at New England, had half-sack on QB Tom Brady in fourth quarter, shared with DT Roy Miller ... Recorded two solo tackles on Dec. 13 win vs. Indianapolis.

College: Was a four-year letterman (2010-13) at Arkansas, seeing action in 43 total games ... He had 27 career starts for the Razorbacks, including the last 24 consecutive games of his career ... Arkansas career totals included 122 tackles (64 solos), 21.5 sacks, 30.5 tackles for losses and 20 QB pressures ... When he left Arkansas, he was one of only five players in school history to total 20-plus sacks ... Was a second-team All-SEC selection as a senior in 2013.

Personal: Hometown is Mount Ulla, N.C. ... Attended West Rowan High School ... Helped lead high school football team to consecutive state championships, including 30 straight victories ... Over junior and senior high school seasons, totaled more than 200 tackles and 48 sacks ... Has a son (Jayceon) and a daughter (Alaina) ... Hobbies include playing drums.


CHRIS SMITH'S STATISTICS

YEAR	TEAM	G-S	DEFENSE							INTERCEPTIONS					SCORING				
			ST	AT	TT	SKS-YDS	PD	FF	FR-YDS	NO	YDS	AVG	LG	TD	TD	TD-IntRt	TD-FRRt	S	PTS
2014	Jacksonville	7-0	3	2	5	3-24	0	1	0-0	—	—	—	—	—	—	—	—	—	—
2015	Jacksonville	6-0	8	2	10	0.5-2.5	1	0	0-0	—	—	—	—	—	—	—	—	—	—
2016	Jacksonville	6-0	4	0	4	1-4	0	0	0-0	—	—	—	—	—	—	—	—	—	—
CAREER		19-0	15	4	19	3-30.5	1	1	0-0	—	—	—	—	—	—	—	—	—	—

YEAR	TEAM	SPECIAL TEAMS							KICKOFF RETURNS						PUNT RETURNS						
		ST	AT	TT	FF	FR-YDS	BP	BFG	BXP	NO	YDS	AVG	FC	LG	TD	NO	YDS	AVG	FC	LG	TD
2016	Jacksonville	0	0	0	0	0-0	0	0	0	1	0	0.0	0	0	0	—	—	—	—	—	—
CAREER		0	0	0	0	0-0	0	0	0	1	0	0.0	0	0	0	—	—	—	—	—	—

2016 GAME-BY-GAME

DATE	OPPONENT	DEFENSE									INTERCEPTIONS				
		ST	AT	TT	SKS-YDS	INT-YDS	PD	FF	FR-YDS	NO	YDS	AVG	LG	TD	
Jacksonville															
9-11	GREEN BAY														
9-18	at San Diego														
9-25	BALTIMORE														
10-2	INDIANAPOLIS	2	0	2	1-4	0-0	0	0	0-0	—	—	—	—	—	
10-9	— BYE —														
10-16	at Chicago														
10-23	OAKLAND														
10-27	at Tennessee	2	0	2	0-0	0-0	0	0	0-0	—	—	—	—	—	
11-6	at Kansas City	0	0	0	0-0	0-0	0	0	0-0	—	—	—	—	—	
11-13	HOUSTON														
11-20	at Detroit														
11-27	at Buffalo														
12-4	DENVER	0	0	0	0-0	0-0	0	0	0-0	—	—	—	—	—	
12-11	MINNESOTA	0	0	0	0-0	0-0	0	0	0-0	—	—	—	—	—	
12-18	at Houston														
12-24	TENNESSEE	0	0	0	0-0	0-0	0	0	0-0	—	—	—	—	—	
1-1	at Indianapolis														
TOTALS		4	0	4	1-4	0-0	0	0	0-0	—	—	—	—	—	



SMITH, DERRON

S #31

Height: 5-10
Weight: 200
College: Fresno State
Experience: 3rd-year player in 2017

2016 games-starts: 12-0
Career games-starts: 28-0
Born: 2-4-92
Hometown: Banning, Calif.
Acquired: D6'15

Sixth-round 2015 draft choice played in 27 straight games (including postseason) to open Bengals career, and returned to play Dec. 24 of 2016 after missing four games with thigh injury ... Played 56 games with 44 starts over five years at Fresno State (2010-14).

Career transactions: Selected by Cincinnati in sixth round of 2015 NFL Draft (197th overall) ... Signed with Bengals on 5-12-15.

2016 highlights: Played in 12 games (Games 1-10 and 15-16) ... Inactive for Games 11-14 due to thigh injury ... Logged seven defensive tackles, a pass defended, and one special teams tackle ... Played on defense Oct. 16 at New England in relief of injured George Iloka, and logged special teams tackle ... Two tackles and pass defended Nov. 20 vs. Buffalo, seeing action on season-high 63 defensive snaps ... Scored on 60-yard INT return in preseason at Detroit.

Previous season: 2015—Rookie played in Games 1-16, with four special teams tackles ... Saw his most significant action on defense in Wild Card playoff vs. Pittsburgh, when he had three tackles ... Played in all four preseason games, logging eight tackles on defense and two on special teams.

College: Played four seasons at Fresno State (2010 and '12-14), with a medical hardship waiver in '11 ... Came back from shortened '11 season (due to broken arm) to earn three straight first-team All-Mountain West honors ... Became one of 11 players in school history to earn first-team All-Mountain West three times in a career) ... One of only six players in school history to record more than 300 career tackles ... Started 14 games as a senior in 2014, with season-high 11 tackles on Aug. 30 at No. 15 USC ... Invited to play in 2015 Senior Bowl but did not participate due to injury (sports hernia) ... As the 2014 season ended, his 15 career INTs ranked second among active FBS players ... Started 13 games in 2013, helping lead Bulldogs to an 11-2 record, and finished second in the nation with seven INTs ... MVP of the Mountain West Championship game, helping Bulldogs defeat Utah State with a sack, an INT, a pass defended in end zone and seven total tackles ... Logged 18 tackles, including an INT returned 41 yards for a TD in the Las Vegas Bowl vs. USC.

Personal: Hometown is Banning, Calif. ... Attended Banning High School, where he played quarterback, safety and punter ... As two-way senior, rushed for 1579 yards and 13 TDs while also logging 109 tackles ... Also starred on high school basketball team, averaging 17 points per game ... Earned degree in Communications at Fresno State ... First name is pronounced "duh-RONN."

DERRON SMITH'S STATISTICS

YEAR	TEAM	G-S	DEFENSE							INTERCEPTIONS					SCORING				
			ST	AT	TT	SKS-YDS	PD	FF	FR-YDS	NO	YDS	AVG	LG	TD	TD	TD-IntRt	TD-FRRt	S	PTS
2015	Cincinnati	16-0	0	0	0	0-0	0	0	0-0	—	—	—	—	—	—	—	—	—	
2016	Cincinnati	12-0	3	4	7	0-0	1	0	0-0	—	—	—	—	—	—	—	—	—	
CAREER		28-0	3	4	7	0-0	1	0	0-0	—	—	—	—	—	—	—	—	—	

YEAR	TEAM	ST	AT	TT	SPECIAL TEAMS				KICKOFF RETURNS					PUNT RETURNS					
					FF	FR-YDS	BP	BFG	BXP	NO	YDS	AVG	FC	LG	TD	NO	YDS	AVG	FC
2015	Cincinnati	0	4	4	0	0-0	0	0	0	—	—	—	—	—	—	—	—	—	—
2016	Cincinnati	1	0	1	0	0-0	0	0	0	—	—	—	—	—	—	—	—	—	—
CAREER		1	4	5	0	0-0	0	0	0	—	—	—	—	—	—	—	—	—	—


POSTSEASON

YEAR	TEAM	G-S	DEFENSE							INTERCEPTIONS					SCORING				
			ST	AT	TT	SKS-YDS	PD	FF	FR-YDS	NO	YDS	AVG	LG	TD	TD	TD-IntRt	TD-FRRt	S	PTS
2015	Cincinnati	1-0	3	0	3	0-0	0	0	0-0	—	—	—	—	—	—	—	—	—	
CAREER		1-0	3	0	3	0-0	0	0	0-0	—	—	—	—	—	—	—	—	—	

2016 GAME-BY-GAME

DATE	OPPONENT	ST	AT	TT	DEFENSE					INTERCEPTIONS				
					SKS-YDS	INT-YDS	PD	FF	FR-YDS	NO	YDS	AVG	LG	TD
9-11	at N.Y. Jets	0	0	0	0-0	0-0	0	0	0-0	—	—	—	—	—
9-18	at Pittsburgh	0	0	0	0-0	0-0	0	0	0-0	—	—	—	—	—
9-25	DENVER	0	2	2	0-0	0-0	0	0	0-0	—	—	—	—	—
9-29	MIAMI	0	0	0	0-0	0-0	0	0	0-0	—	—	—	—	—
10-9	at Dallas	0	0	0	0-0	0-0	0	0	0-0	—	—	—	—	—
10-16	at New England	1	0	1	0-0	0-0	0	0	0-0	—	—	—	—	—
10-23	CLEVELAND	1	0	1	0-0	0-0	0	0	0-0	—	—	—	—	—
10-30	WASHINGTON	0	0	0	0-0	0-0	0	0	0-0	—	—	—	—	—
11-6	— BYE —													
11-14	at N.Y. Giants	0	0	0	0-0	0-0	0	0	0-0	—	—	—	—	—
11-20	BUFFALO	0	2	2	0-0	0-0	1	0	0-0	—	—	—	—	—
11-27	at Baltimore													
12-4	PHILADELPHIA													
12-11	at Cleveland													
12-18	PITTSBURGH													
12-24	at Houston													
1-1	BALTIMORE	0	0	0	0-0	0-0	0	0	0-0	—	—	—	—	—
TOTALS		3	4	7	0-0	0-0	1	0	0-0	—	—	—	—	—

DATE	OPPONENT	SPECIAL TEAMS								KICKOFF RETURNS						PUNT RETURNS					
		ST	AT	TT	FF	FR-YDS	BP	BFG	BXP	NO	YDS	AVG	FC	LG	TD	NO	YDS	AVG	FC	LG	TD
9-11	at N.Y. Jets	1	0	1	0	0-0	0	0	0	—	—	—	—	—	—	—	—	—	—	—	—
9-18	at Pittsburgh	0	0	0	0	0-0	0	0	0	—	—	—	—	—	—	—	—	—	—	—	—
9-25	DENVER	0	0	0	0	0-0	0	0	0	—	—	—	—	—	—	—	—	—	—	—	—
9-29	MIAMI	0	0	0	0	0-0	0	0	0	—	—	—	—	—	—	—	—	—	—	—	—
10-9	at Dallas	0	0	0	0	0-0	0	0	0	—	—	—	—	—	—	—	—	—	—	—	—
10-16	at New England	0	0	0	0	0-0	0	0	0	—	—	—	—	—	—	—	—	—	—	—	—
10-23	CLEVELAND	0	0	0	0	0-0	0	0	0	—	—	—	—	—	—	—	—	—	—	—	—
10-30	WASHINGTON	0	0	0	0	0-0	0	0	0	—	—	—	—	—	—	—	—	—	—	—	—
11-6	— BYE —																				
11-14	at N.Y. Giants	0	0	0	0	0-0	0	0	0	—	—	—	—	—	—	—	—	—	—	—	—
11-20	BUFFALO	0	0	0	0	0-0	0	0	0	—	—	—	—	—	—	—	—	—	—	—	—
11-27	at Baltimore					INACTIVE															
12-4	PHILADELPHIA					INACTIVE															
12-11	at Cleveland					INACTIVE															
12-18	PITTSBURGH					INACTIVE															
12-24	at Houston	0	0	0	0	0-0	0	0	0	—	—	—	—	—	—	—	—	—	—	—	—
1-1	BALTIMORE	0	0	0	0	0-0	0	0	0	—	—	—	—	—	—	—	—	—	—	—	—
TOTALS		1	0	1	0	0-0	0	0	0	—	—	—	—	—	—	—	—	—	—	—	—



STANTON, DUSTIN

G/OT #72

Height: 6-6
Weight: 298
College: Oregon State
Experience: Rookie in 2017

2016 games-starts: 0-0
Career games-starts: 0-0
Born: 2-20-94
Hometown: Marysville, Wash.
Acquired: CFA'17

Versatile offensive line prospect with potentially high ceiling ... Began collegiate career as a 6-4, 245-pound TE before moving to OL as a redshirt freshman ... A durable player, he started 30 consecutive games, including 21 at ROT and nine at RG, from the middle of his sophomore season through the end of his senior season ... Was a team captain as a senior ... Helped 2016 Beavers to 5.2-yard per carry average, the highest in OSU history.


Career transactions: Signed with Cincinnati as college free agent on 5-5-17.

College highlights: Played in 49 games, with 30 starts (21 at ROT, nine at RG) ... Began career as a TE, but moved to offensive line due to multiple injuries on the line. **2016**—Team captain ... Started all 12 games (three at ROT, nine at RG) ... Helped Beavers set single-season school record with 5.2-yard per carry average. **2015**—Started all 12 games at ROT. **2014**—Returned to TE for beginning of spring practice, but made permanent transition back to OT midway

through spring drills ... Played in all 12 games, with six starts ... Moved into starting lineup at ROT due to injury to OSU's starter, but he retained the position upon that player's return from injury. **2013**—Began season at TE, but moved to offensive line due to multiple injuries at the position ... Played in all 13 games, primarily on special teams. **2012**—Did not play (redshirt) ... Practiced at TE with the scout team.

High school: Attended Lakewood High School in Marysville, Wash. ... Was a three-year captain and started at TE and LB all three years ... Totaled 21 catches and four TDs as a senior, as well as 42 tackles at LB ... Also a four-year starter on the basketball team, and participated in track and field.

Personal: Hometown is Marysville, Wash. ... Business administration major at Oregon State, with an option in entrepreneurship ... Named to Pac-12 All-Academic First Team in 2013, '14 and '16, and earned honorable mention honors in '15 ... Father, Marty, played at Eastern Washington.



THOMPSON, BRANDON

DT #98

Height: 6-2
Weight: 315
College: Clemson
Experience: 6th-year player in 2017

2016 games-starts: 0-0
Career games-starts: 39-7
Born: 10-19-89
Hometown: Thomasville, Ga.
Acquired: D3b'12

A sixth-year player, Thompson did not play in 2016, spending season on Reserve/Physically Unable to Perform list ... Has completed rehab from knee injury suffered in 2015 season finale and is set to resume play in '17 ... Played in nine games in 2015 ... Held starting DT job in 2013 for last seven games and Wild Card playoff, replacing injured Geno Atkins.

Career transactions: Selected by Cincinnati in third round of 2012 NFL Draft (93rd overall) ... Signed with Bengals on 7-25-12 ... Re-signed with Bengals as unrestricted free agent on 3-25-16.

2016 highlights: Missed preseason due to rehab of knee injury ... Placed Aug. 30 on Reserve/Physically Unable to Perform list ... Cleared to resume practice on a roster exemption on Nov. 22, but window for possible return to roster expired on Dec. 13.

Previous seasons: **2012**—Played in three games as a rookie (Games 1-2 and 4), and recorded two tackles ... Inactive for Games 3 and 5-16 ... One tackle Sept. 10 at Baltimore and Sept. 16 vs. Cleveland. **2013**—Played in every game, and started last seven, plus Wild Card playoff, as replacement for injured Geno Atkins ... Had 48 tackles in regular season, with 1.5 sacks ... Two tackles, with a seven-yard shared sack of Thad Lewis, on Oct. 13 at Buffalo ... Six tackles Oct. 27 vs. N.Y. Jets, with first career solo sack, nine-yarder against Geno Smith ... Led line in tackles (seven) on Oct. 31 at Miami ... Tied for line lead in tackles (seven) on Nov. 10 at Baltimore ... Tied for line lead with six tackles on Dec. 15 at Pittsburgh ... Led the line and finished second on the team with eight tackles in Wild Card playoff vs. San Diego. **2014**—Played in 11 games (Games 1-2 and 8-16) and in Wild Card playoff ... Had 21 tackles, including one

sack ... Inactive (knee) for Games 3-7 ... Led line with six tackles on Nov. 6 vs. Cleveland ... On Dec. 14 at Cleveland, his nine-yard sack of Johnny Manziel helped force Browns punt in third quarter ... Led line with four tackles (one for-loss) in Wild Card playoff at Indianapolis. **2015**—Played in nine games (Games 3, 5, 6, 8, 10-11 and 14-16) ... Inactive for the other seven games, and on Reserve/Injured list for Wild Card playoff, due to knee injury suffered in regular-season finale vs. Baltimore ... Had a shared sack among his eight tackles, three for losses ... Logged two tackles, including one for a loss, in his season debut on Sept. 27 at Baltimore ... On Oct. 18 at Buffalo, logged one tackle, a shared sack that dropped E.J. Manuel for no gain in second quarter ... On Nov. 5 vs. Cleveland, dropped RB Duke Johnson for five-yard loss on first-and-goal from Cincinnati four in first quarter, key play in forcing Browns to settle for FG and 7-3 deficit.

College: Played four seasons (2008-11) at Clemson ... Durable performer saw action in 53 games, and 37 of his 38 starts came in his last three seasons ... Finished with 208 total tackles, including 4.5 sacks and 22.5 tackles-for-loss ... Had two forced fumbles and three fumble recoveries ... Was a team captain for 10-4 club as a senior and was named honorable mention All-America by Pro Football Weekly ... Had one of the dominant weightlifting performances at 2012 NFL Combine, with 35 bench presses (225 pounds).

Personal: Hometown is Thomasville, Ga. ... Attended Thomasville (Ga.) High School, where he was a four-year starter as a two-way lineman ... Earned all-state honors as both a junior and a senior ... As a senior at Thomasville, he was named the state's Defensive Player of the Year by the Atlanta Journal-Constitution newspaper ... Management major at Clemson.

BRANDON THOMPSON'S STATISTICS

YEAR	TEAM	G-S	DEFENSE							INTERCEPTIONS					SCORING				
			ST	AT	TT	SKS-YDS	PD	FF	FR-YDS	NO	YDS	AVG	LG	TD	TD	TD-IntRt	TD-FRRt	S	PTS
2012	Cincinnati	3-0	1	1	2	0-0	0	0	0-0	—	—	—	—	—	—	—	—	—	—
2013	Cincinnati	16-7	20	28	48	1.5-12.5	0	0	0-0	—	—	—	—	—	—	—	—	—	—
2014	Cincinnati	11-0	10	11	21	1-9	0	0	0-0	—	—	—	—	—	—	—	—	—	—
2015	Cincinnati	9-0	4	4	8	0.5-0	0	0	0-0	—	—	—	—	—	—	—	—	—	—
2016	Cincinnati	0-0	DID NOT PLAY*							DID NOT PLAY*					DID NOT PLAY*				
CAREER		39-7	35	44	79	3-21.5	0	0	0-0	—	—	—	—	—	—	—	—	—	—

POSTSEASON

YEAR	TEAM	G-S	DEFENSE							INTERCEPTIONS					SCORING				
			ST	AT	TT	SKS-YDS	PD	FF	FR-YDS	NO	YDS	AVG	LG	TD	TD	TD-IntRt	TD-FRRt	S	PTS
2012	Cincinnati	0-0	DID NOT PLAY*							DID NOT PLAY*					DID NOT PLAY*				
2013	Cincinnati	1-1	5	3	8	0-0	0	0	0-0	—	—	—	—	—	—	—	—	—	—
2014	Cincinnati	1-0	2	2	4	0-0	0	0	0-0	—	—	—	—	—	—	—	—	—	—
2015	Cincinnati	0-0	DID NOT PLAY*							DID NOT PLAY*					DID NOT PLAY*				
CAREER		2-1	7	5	12	0-0	0	0	0-0	—	—	—	—	—	—	—	—	—	—

* NOTE: Thompson was inactive for one postseason game with Cincinnati in 2012. He was on the Reserve/Injured list for one postseason game with Cincinnati in 2015. In 2016, he was on the Reserve/Physically Unable to Perform list for 16 regular-season games.



TUPOU, JOSH

DT #68

Height: 6-3
Weight: 350
College: Colorado
Experience: Rookie in 2017

2016 games-starts: 0-0
Career games-starts: 0-0
Born: 5-2-94
Hometown: Long Beach, Calif.
Acquired: CFA'17

A run-stuffing interior defensive lineman, Tupou in 2016 was key component in Colorado fielding one of college football's top defenses ... Started 45 of his 48 career games, in four seasons of action with the Buffaloes ... Helped CU's defense to No. 13 national ranking in 2016, allowing 323.8 yards per game ... Considered by coaches to be athletic for his size.


Career transactions: Signed with Cincinnati as college free agent on 5-5-17.

College highlights: **2016**—Started all 14 games and played 520 snaps at nose tackle ... Named honorable mention All-Pac 12 (coaches) ... Totaled 49 tackles, including seven for losses, with 1.5 sacks ... Recorded seven tackles in win at Oregon ... Totaled four tackles and a half-sack at Michigan ... Six tackles at USC ... Five tackles in win at Stanford, with a half-sack. **2015**—Did not play due to suspension (served as redshirt season); played on area rugby team to stay in shape. **2014**—Started all 12 games and played 642 snaps, the second-most by a CU down-lineman in six seasons ... Totaled 42 tackles, including four for losses, with three sacks ... Had six tackles vs. UCLA ...

Recorded six tackles, including two sacks, at Arizona. **2013**—Started all 12 games and played 598 snaps on defense (plus an additional 17 on special teams) ... Totaled 38 tackles on the year, including three for losses, with a half sack ... Recorded career-high nine tackles at Utah, including a half-sack. **2012**—Played in 10 games, including seven starts ... Played 343 snaps from scrimmage, the most by a CU true freshman defensive lineman since 1984 ... Missed two games due to ankle sprain ... Totaled 37 tackles, including five for losses ... Recorded season-high eight tackles against Washington.

High school: Attended Buena Park (Calif.) High School, after spending his first three years at Orange (Calif.) High School (both schools in Los Angeles area) ... As a senior, totaled 78 tackles, with five sacks and four forced fumbles ... Played only on offense during his first three years (at Orange), and then played both guard and defensive tackle as a senior (at Buena Park).

Personal: Hometown is Long Beach, Calif. ... Communications major at Colorado ... Uncle, Viliami Maumau, played at Colorado from 1994-97 and in the NFL with the Denver Broncos ... Last name is pronounced "TEW-po."



UZOMAH, C.J.

TE #87

Height: 6-6
Weight: 265
College: Auburn
Experience: 3rd-year player in 2017

2016 games-starts: 10-8
Career games-starts: 15-8
Born: 1-14-93
Hometown: Suwanee, Ga.
Acquired: D5'15

A 2015 fifth-round draft choice, Uzomah stepped into significant role in '16, due to his own progress and to injuries at TE position ... But he fell victim to injury himself, missing five games in season's second half (calf injury) ... Had a 54-yard reception in season opener, tied for Bengals' second-longest receiving gain of the season ... Had only 29 career catches in college, in an Auburn offense not designed for passes to TE, but seven of his catches were for TDs, and Bengals prized his potential for NFL success.

Career transactions: Selected by Cincinnati in fifth round of 2015 NFL Draft (157th overall) ... Signed with Bengals on 5-14-15.

2016 highlights: Played 10 games (Games 1-7, 9, and 15-16), with eight starts ... Inactive Game 8 (coaches' decision) and Games 10-14 (calf) ... Posted 25 receptions for 234 yards and one TD ... On Sept. 11 at N.Y. Jets, caught two-for-59, including 54-yarder that set up Bengals' first score (FG) ... Caught two-for-31 on Sept. 25 vs. Denver, including 22-yarder to set up Bengals TD in second quarter ... Caught four-for-45 on Sept. 29 vs. Miami ... Caught five-for-43 Oct. 9 at Dallas ... Caught five-for-28 on Dec. 24 at Houston, returning to action after missing five games with a calf injury ... Had first career TD catch Jan. 1 vs. Baltimore, a one-yarder that put Bengals ahead 14-3 in first quarter.

Previous season: 2015—Rookie played in Games 12-16, after being on roster but inactive for Games 1-11 ... Also played in Wild Card playoff ... Logged one reception for four yards and a special teams tackle ... Made NFL

debut Dec. 6 at Cleveland, and had a four-yard reception from Andy Dalton to Cleveland 21 on a fourth-and-two play in fourth quarter, helping set up a FG ... Had 11 offensive snaps and 15 on special teams on Dec. 20 at San Francisco ... Played 24 offensive snaps and 19 on special teams Dec. 28 at Denver, seeing extra action on offense due to injuries to Tyler Eifert and Ryan Hewitt ... One special teams tackle Jan. 3 vs. Baltimore.

College: Played four seasons (2011-14) at Auburn, seeing action in 49 games with 13 starts ... Played in 13 games with five starts as a senior, recording 11 receptions for 145 yards and three TDs ... Caught a 20-yard TD pass on 1-1-15 in the Outback Bowl vs. Wisconsin ... As a junior, played in 13 games with five starts for BCS National Championship Game qualifiers ... Recorded 11 receptions for 154 yards and three TDs as a junior, including TD catch in 34-28 win over Alabama and game-winning 11-yard TD with 0:10 remaining vs. Mississippi State ... Earned '13 second-team All-Southeastern Conference honors from Associated Press ... As a freshman, threw a four-yard TD pass to fellow TE Philip Lutzenkirchen on a trick play at Georgia.

Personal: Hometown is Suwanee, Ga. ... Attended North Gwinnett High School (Sugar Hill, Ga.), where he was listed as nation's No. 8 tight end by Scout.com, and he also saw action at QB and WR ... Led North Gwinnett to 11-1 record as a junior, passing for 1750 yards and 15 TDs while also rushing for 800 yards and 10 more TDs ... Marketing major at Auburn ... Last name is pronounced "yew-ZAH-mah."

C.J. UZOMAH'S STATISTICS

YEAR	TEAM	G-S	RECEIVING					RUSHING					SCORING					
			NO	YDS	AVG	LG	TD	ATT	YDS	AVG	LG	TD	TD	TD-R	TD-P	TD-Rt	2-PIC	PTS
2015	Cincinnati	5-0	1	4	4.0	4	0	—	—	—	—	—	0	0	0	0	0	0
2016	Cincinnati	10-8	25	234	9.4	54	1	—	—	—	—	—	1	0	1	0	0	6
CAREER		15-8	26	238	9.2	54	1	—	—	—	—	—	1	0	1	0	0	6


YEAR	TEAM	SPECIAL TEAMS					KICKOFF RETURNS					PUNT RETURNS									
		ST	AT	TT	FF	FR-YDS	BP	BFG	BXP	NO	YDS	AVG	FC	LG	TD	NO	YDS	AVG	FC	LG	TD
2015	Cincinnati	1	1	2	0	0-0	0	0	0	—	—	—	—	—	—	—	—	—	—	—	—
CAREER		1	1	2	0	0-0	0	0	0	—	—	—	—	—	—	—	—	—	—	—	—

POSTSEASON

YEAR	TEAM	G-S	RECEIVING					RUSHING					SCORING							
			NO	YDS	AVG	LG	TD	ATT	YDS	AVG	LG	TD	TD	TD-R	TD-P	TD-Rt	2-PIC	PTS		
2015	Cincinnati	1-0	0	0	—	—	0	—	—	—	—	—	—	—	—	—	—	—	—	—
CAREER		1-0	0	0	—	—	0	—	—	—	—	—	—	—	—	—	—	—	—	—

2016 GAME-BY-GAME

DATE	OPPONENT	RECEIVING					RUSHING				
		NO	YDS	AVG	LG	TD	ATT	YDS	AVG	LG	TD
9-11	at N.Y. Jets	2	59	29.5	54	0	—	—	—	—	—
9-18	at Pittsburgh	3	9	3.0	5	0	—	—	—	—	—
9-25	DENVER	2	31	15.5	22	0	—	—	—	—	—
9-29	MIAMI	4	45	11.3	19	0	—	—	—	—	—
10-9	at Dallas	5	43	8.6	14	0	—	—	—	—	—
10-16	at New England	1	6	6.0	6	0	—	—	—	—	—
10-23	CLEVELAND	0	0	—	—	0	—	—	—	—	—
10-30	WASHINGTON	—	—	—	—	—	—	—	—	—	—
11-6	— BYE —	—	—	—	—	—	—	—	—	—	—
11-14	at N.Y. Giants	0	0	—	—	0	—	—	—	—	—
11-20	BUFFALO	—	—	—	—	—	—	—	—	—	—
11-27	at Baltimore	—	—	—	—	—	—	—	—	—	—
12-4	PHILADELPHIA	—	—	—	—	—	—	—	—	—	—
12-11	at Cleveland	—	—	—	—	—	—	—	—	—	—
12-18	PITTSBURGH	—	—	—	—	—	—	—	—	—	—
12-24	at Houston	5	28	5.6	8	0	—	—	—	—	—
1-1	BALTIMORE	3	13	4.3	7	1	—	—	—	—	—
TOTALS		25	234	9.4	54	1	—	—	—	—	—



VIGIL, NICK

LB #59

Height: 6-2
Weight: 240
College: Utah State
Experience: 2nd-year player in 2017

2016 games-starts: 16-0
Career games-starts: 16-0
Born: 8-20-93
Hometown: Plain City, Utah
Acquired: D3'16

A second-year player, Vigil played in every game for the Bengals as a rookie after highly productive career at Utah State, playing in a scheme similar to Cincinnati's ... Finished third on Bengals in special teams snaps and saw his role in defensive rotation increased as 2016 season progressed ... Led Mountain West in tackles in 2015 (11.1 per game, 144 total) and finished sixth in nation ... Opted for the draft following his junior season, and in just three campaigns, logged third-most tackles-for-loss (38.5) in Utah State history.

Career transactions: Selected by Cincinnati in third round of 2016 NFL Draft (87th overall) ... Signed with Bengals on 5-10-16.

2016 highlights: Played in Games 1-16 ... Logged 14 tackles on defense and seven on special teams ... Third on team in special teams snaps (306) ... Logged his first two tackles on defense Nov. 20 vs. Buffalo ... Saw 18 snaps on defense Dec. 18 vs. Pittsburgh, producing three tackles ... Saw 20 snaps on defense Dec. 24 at Houston, logging two tackles ... Season-high 37 defensive snaps and six tackles on Jan. 1 vs. Baltimore, and also logged a pass defended ... Led team in defensive tackles (17) in preseason, with one INT.

College: Played three seasons (2013-15) at Utah State, with 30 starts among his 40 games played ... Redshirt year in 2012 ... Totaled 324 tackles, ranked 13th in school history, and had 15.5 sacks ... Also used as a situational rusher in his last two seasons, gaining 169 yards on 47 carries (3.6), with four TDs ... Named first-team All-Mountain West in each of his last two seasons ... Only FBS player credited with at least nine tackles in every game in '15 ... In '14, against Brigham Young, he started on both offense (RB) and defense (LB) and was the only player in the nation on the season to lead his team in rushing yards (57) and tackles (nine) in the same game.

Personal: Hometown is Plain City, Utah (near Ogden) ... Earned Utah State degree in sociology, and earned academic All-Mountain West honors ... Brother, Zach, was an All-America LB at Utah State and has played in NFL for Miami and Washington ... Attended Fremont High School in Plain City, Utah, where he was named the state's Class 5A Most Valuable Player as a two-way senior ... Also all-state as a junior ... As team advanced to runner-up state finish, he rushed for 1309 yards (6.2 average) with 13 TDs and also had 300 receiving yards plus 61 tackles and an INT ... Scored 45 career TDs, with 3653 all-purpose yards ... Also lettered in basketball.

NICK VIGIL'S STATISTICS


YEAR	TEAM	G-S	DEFENSE							INTERCEPTIONS					SCORING				
			ST	AT	TT	SKS-YDS	PD	FF	FR-YDS	NO	YDS	AVG	LG	TD	TD	TD-IntRt	TD-FRRt	S	PTS
2016	Cincinnati	16-0	11	3	14	0-0	1	0	0-0	—	—	—	—	—	—	—	—	—	—
CAREER		16-0	11	3	14	0-0	1	0	0-0	—	—	—	—	—	—	—	—	—	—

YEAR	TEAM	SPECIAL TEAMS							KICKOFF RETURNS					PUNT RETURNS							
		ST	AT	TT	FF	FR-YDS	BP	BFG	BXP	NO	YDS	AVG	FC	LG	TD	NO	YDS	AVG	FC	LG	TD
2016	Cincinnati	4	3	7	0	0-0	0	0	0	—	—	—	—	—	—	—	—	—	—	—	—
CAREER		4	3	7	0	0-0	0	0	0	—	—	—	—	—	—	—	—	—	—	—	—

2016 GAME-BY-GAME

DATE	OPPONENT	DEFENSE									INTERCEPTIONS				
		ST	AT	TT	SKS-YDS	INT-YDS	PD	FF	FR-YDS	NO	YDS	AVG	LG	TD	
9-11	at N.Y. Jets	0	0	0	0-0	0-0	0	0	0-0	—	—	—	—	—	
9-18	at Pittsburgh	0	0	0	0-0	0-0	0	0	0-0	—	—	—	—	—	
9-25	DENVER	0	0	0	0-0	0-0	0	0	0-0	—	—	—	—	—	
9-29	MIAMI	0	0	0	0-0	0-0	0	0	0-0	—	—	—	—	—	
10-9	at Dallas	0	0	0	0-0	0-0	0	0	0-0	—	—	—	—	—	
10-16	at New England	0	0	0	0-0	0-0	0	0	0-0	—	—	—	—	—	
10-23	CLEVELAND	0	0	0	0-0	0-0	0	0	0-0	—	—	—	—	—	
10-30	WASHINGTON	0	0	0	0-0	0-0	0	0	0-0	—	—	—	—	—	
11-6	— BYE —														
11-14	at N.Y. Giants	0	0	0	0-0	0-0	0	0	0-0	—	—	—	—	—	
11-20	BUFFALO	2	0	2	0-0	0-0	0	0	0-0	—	—	—	—	—	
11-27	at Baltimore	0	0	0	0-0	0-0	0	0	0-0	—	—	—	—	—	
12-4	PHILADELPHIA	0	0	0	0-0	0-0	0	0	0-0	—	—	—	—	—	
12-11	at Cleveland	1	0	1	0-0	0-0	0	0	0-0	—	—	—	—	—	
12-18	PITTSBURGH	2	1	3	0-0	0-0	0	0	0-0	—	—	—	—	—	
12-24	at Houston	2	0	2	0-0	0-0	0	0	0-0	—	—	—	—	—	
1-1	BALTIMORE	4	2	6	0-0	0-0	1	0	0-0	—	—	—	—	—	
TOTALS		11	3	14	0-0	0-0	1	0	0-0	—	—	—	—	—	

DATE	OPPONENT	SPECIAL TEAMS								KICKOFF RETURNS						PUNT RETURNS					
		ST	AT	TT	FF	FR-YDS	BP	BFG	BXP	NO	YDS	AVG	FC	LG	TD	NO	YDS	AVG	FC	LG	TD
9-11	at N.Y. Jets	1	0	1	0	0-0	0	0	0	—	—	—	—	—	—	—	—	—	—	—	—
9-18	at Pittsburgh	0	0	0	0	0-0	0	0	0	—	—	—	—	—	—	—	—	—	—	—	—
9-25	DENVER	0	1	1	0	0-0	0	0	0	—	—	—	—	—	—	—	—	—	—	—	—
9-29	MIAMI	0	1	1	0	0-0	0	0	0	—	—	—	—	—	—	—	—	—	—	—	—
10-9	at Dallas	0	0	0	0	0-0	0	0	0	—	—	—	—	—	—	—	—	—	—	—	—
10-16	at New England	1	0	1	0	0-0	0	0	0	—	—	—	—	—	—	—	—	—	—	—	—
10-23	CLEVELAND	0	0	0	0	0-0	0	0	0	—	—	—	—	—	—	—	—	—	—	—	—
10-30	WASHINGTON	0	1	1	0	0-0	0	0	0	—	—	—	—	—	—	—	—	—	—	—	—
11-6	— BYE —																				
11-14	at N.Y. Giants	1	0	1	0	0-0	0	0	0	—	—	—	—	—	—	—	—	—	—	—	—
11-20	BUFFALO	0	0	0	0	0-0	0	0	0	—	—	—	—	—	—	—	—	—	—	—	—
11-27	at Baltimore	1	0	1	0	0-0	0	0	0	—	—	—	—	—	—	—	—	—	—	—	—
12-4	PHILADELPHIA	0	0	0	0	0-0	0	0	0	—	—	—	—	—	—	—	—	—	—	—	—
12-11	at Cleveland	0	0	0	0	0-0	0	0	0	—	—	—	—	—	—	—	—	—	—	—	—
12-18	PITTSBURGH	0	0	0	0	0-0	0	0	0	—	—	—	—	—	—	—	—	—	—	—	—
12-24	at Houston	0	0	0	0	0-0	0	0	0	—	—	—	—	—	—	—	—	—	—	—	—
1-1	BALTIMORE	0	0	0	0	0-0	0	0	0	—	—	—	—	—	—	—	—	—	—	—	—
TOTALS		4	3	7	0	0-0	0	0	0	—	—	—	—	—	—	—	—	—	—	—	—



WESTERMAN, CHRISTIAN

G #63

Height: 6-3
Weight: 305
College: Arizona State
Experience: 2nd-year player in 2017

2016 games-starts: 0-0
Career games-starts: 0-0
Born: 2-23-93
Hometown: Chandler, Ariz.
Acquired: D5'16

Dubbed "the toughest kid in the (2016) draft" by Bengals OL coach Paul Alexander, Westerman spent his rookie season on the roster but did not play ... Excelled over 2014-15 as Arizona State's starting LG ... Blocked for 1000-yard rushers in each of his two seasons as starter.

Career transactions: Selected by Cincinnati in fifth round of 2016 NFL Draft (161st overall) ... Signed with Bengals on 5-17-16.

2016 highlights: Inactive for Games 1-14 and 16 ... Active/DNP Dec. 24 at Houston ... Played in all four Bengals' preseason games.

College: Played three seasons (2013-15) at Arizona State, after two years ('11-12) in Auburn program ... Played 26 games for ASU, with 25 starts ... Started all 13 games in '15 and earned All-Pac 12 second-team honors, as well as team's Randall McDaniel Outstanding Offensive Lineman Award ... Supported rushing attack that averaged 207.2 gross yards per game, including 1104-yard season and 5.3 per-carry average for RB Demario Foster ... In '14, started 12 games at LG for 10-3 team that closed with Sun Bowl win over Duke ... Supported 196.3 gross yards rushing per game, including 1081-yard season and 5.6 average for RB D.J. Foster ... Redshirted at Auburn in 2011 and was limited to two games for Auburn in '12, due to injuries.

A true heavyweight: At 235 pounds as a seventh-grader, Westerman was ineligible for football due to weight limits. At that point his father


helped steer him into youth boxing. "It helped get me focused on my footwork and hand speed; something that helped me at the game of football," Westerman says. "I was pretty good. I won eight or nine fights maybe. But once I finally got to put (football) pads on again, that was my dream, and it was time to go to work. All other sports were set aside."

Personal: Hometown is Chandler, Ariz. ... Father, Chris, was a three-year offensive line starter at California ... Mother, Jodie, is a dancer and fitness expert and a former Miami Dolphins cheerleader ... Attended Hamilton High School in Chandler, Ariz., where he was rated the No. 1 guard prospect in the nation by Scout.com and the No. 2 OT prospect nationally by ESPN.com ... As a junior and senior, helped lead team to back-to-back undefeated seasons (29-0 record) ... Named a USA Today first-team All-American as a senior, made Associated Press "Top 25 Players in the West" and played in Under Armour All-American game.

CHRISTIAN WESTERMAN'S STATISTICS

GAMES-STARTS			
YEAR	TEAM	GAMES	STARTS
2016	Cincinnati.....	*DID NOT PLAY	
CAREER		0	0

* NOTE: Westerman was inactive for 15 games and active/DNP for one game with Cincinnati in 2016.



WILLIAMS, DeSHAWN

DT #69

Height: 6-1
Weight: 292
College: Clemson
Experience: 2nd-year player in 2017

2016 games-starts: 4-0
Career games-starts: 4-0
Born: 12-29-92
Hometown: Central, S.C.
Acquired: CFA'15

College free agent signee from 2015 spent all but one week of '16 season on the roster, and he played in four of the last five games ... Netted a shared sack in his NFL debut (Game 12) ... Spent '15 season on Bengals practice squad, and was added to roster for Wild Card playoff (inactive) ... Appeared in 53 games with 17 starts during his four-year career at Clemson.

Career transactions: Signed with Cincinnati as college free agent on 5-8-15 ... Waived by Bengals on 9-5-15 ... Signed to Bengals practice squad on 9-6-15 ... Signed to Bengals roster on 1-6-16 ... Waived by Bengals on 11-26-16 ... Re-signed with Bengals on 11-28-16.

2016 highlights: Played in Games 12-15, with two tackles, including a shared sack ... Logged four QB hits in four games ... Inactive for Games 1-10 and 16, and not on roster for Game 11, temporarily waived as team made roster room for an extra LS ... Re-signed Nov. 28 and played Dec. 4 vs. Philadelphia, sharing sack of Carson Wentz and getting one additional QB hit ... One QB hit on Dec. 18 vs. Pittsburgh and Dec. 24 at Houston ... Posted 10 tackles while appearing in all four preseason games.

Previous season: 2015—Played in all four preseason games, with a pair of sacks among his four tackles ... On Bengals practice squad for Games

1-16 ... Signed to roster for Wild Card playoff, replacing injured DT Brandon Thompson, and was inactive for the game.

College: Played four seasons (2011-14) at Clemson ... Emerged as a co-starter in 2013 and '14 ... Logged 161 tackles, including 16.5 for loss and five sacks, during his career ... Appeared in 13 games (seven starts) as a senior, with a fourth-down pass breakup to ice win vs. Louisville ... Earned invite after senior season to NFLPA Collegiate Bowl all-star game ... Blocked a PAT in 2013 season Orange Bowl win against No. 6 Ohio State.

Personal: Hometown is Central, S.C. ... Attended Daniel (S.C.) High School, where he logged 106 tackles as a senior, including 26 for-loss and seven sacks ... Helped lead Daniel to 13-1 records as both a sophomore and junior ... Third in state in shot put as a prep junior ... Earned sociology degree from Clemson ... Father, Ronald, rushed for 1824 yards at Clemson from 1990-92.

NOTE ABOUT NFL EXPERIENCE: Williams did not earn an accrued year of experience toward NFL free agency in 2015 because he was not on a 53-player roster, a Reserve/Injured list or a Reserve/Physically Unable to Perform list for the required minimum of six games.

DeSHAWN WILLIAMS' STATISTICS

YEAR	TEAM	G-S	DEFENSE						INTERCEPTIONS					SCORING					
			ST	AT	TT	SKS-YDS	PD	FF	FR-YDS	NO	YDS	AVG	LG	TD	TD	TD-IntRt	TD-FRRt	S	PTS
2015	Cincinnati	0-0	DID NOT PLAY*						DID NOT PLAY*					DID NOT PLAY*					
2016	Cincinnati	4-0	1	1	2	0.5-1	0	0	0-0	—	—	—	—	—	—	—	—	—	—
CAREER		4-0	1	1	2	0.5-1	0	0	0-0	—	—	—	—	—	—	—	—	—	


POSTSEASON

YEAR	TEAM	G-S	DEFENSE						INTERCEPTIONS					SCORING				
			ST	AT	TT	SKS-YDS	PD	FF	FR-YDS	NO	YDS	AVG	LG	TD	TD	TD-IntRt	TD-FRRt	S
2015	Cincinnati	0-0	DID NOT PLAY*						DID NOT PLAY*					DID NOT PLAY*				
CAREER		0-0	0	0	0	0-0	0	0	0-0	—	—	—	—	—	—	—	—	—

* NOTE: Williams was on the practice squad for 16 regular-season games and inactive for one postseason game with Cincinnati in 2015.

2016 GAME-BY-GAME

DATE	OPPONENT	DEFENSE									INTERCEPTIONS				
		ST	AT	TT	SKS-YDS	INT-YDS	PD	FF	FR-YDS	NO	YDS	AVG	LG	TD	
9-11	at N.Y. Jets	INACTIVE									INACTIVE				
9-18	at Pittsburgh	INACTIVE									INACTIVE				
9-25	DENVER	INACTIVE									INACTIVE				
9-29	MIAMI	INACTIVE									INACTIVE				
10-9	at Dallas	INACTIVE									INACTIVE				
10-16	at New England	INACTIVE									INACTIVE				
10-23	CLEVELAND	INACTIVE									INACTIVE				
10-30	WASHINGTON	INACTIVE									INACTIVE				
11-6	— BYE —														
11-14	at N.Y. Giants	INACTIVE									INACTIVE				
11-20	BUFFALO	INACTIVE									INACTIVE				
11-27	at Baltimore	NOT WITH AN NFL TEAM									NOT WITH AN NFL TEAM				
12-4	PHILADELPHIA	0	1	1	0.5-1	0-0	0	0	0-0	—	—	—	—	—	
12-11	at Cleveland	1	0	1	0-0	0-0	0	0	0-0	—	—	—	—	—	
12-18	PITTSBURGH	0	0	0	0-0	0-0	0	0	0-0	—	—	—	—	—	
12-24	at Houston	0	0	0	0-0	0-0	0	0	0-0	—	—	—	—	—	
1-1	BALTIMORE	INACTIVE									INACTIVE				
TOTALS		1	1	2	0.5-1	0-0	0	0	0-0	—	—	—	—	—	



WILLIAMS, JARVEON

HB #39

Height: 5-9
Weight: 205
College: Texas-San Antonio
Experience: Rookie in 2017

2016 games-starts: 0-0
Career games-starts: 0-0
Born: 1-3-95
Hometown: Converse, Texas
Acquired: CFA'17

Hard-running, instinctive and productive, Williams looks to crack the Bengals' roster ... Two-time team captain at Texas-San Antonio ... Ranks No. 1 on UTSA's all-time rushing list, and in 2015 he became the program's first-ever 1000-yard rusher ... Eight career 100-yard rushing performances are the most in UTSA history, and 19 career rushing TDs rank second ... Also returned kickoffs.


Career transactions: Signed with Cincinnati as college free agent on 5-5-17.

College highlights: Totaled 2392 rushing yards in four seasons at UTSA to become the program's all-time leading rusher ... Played in 43 games, with 21 starts ... Career totals are 474 rushes for 2393 yards (5.05 average) and 19 rushing TDs, with 56 catches for 539 yards and one receiving TD ... Owns eight of UTSA's 16 total 100-yard rushing games ... Ranks second in school history in both career rushing TDs (19) and single-season rushing TDs (eight in both 2015 and '16) ... Also returned kicks for the Roadrunners, primarily in freshman and sophomore seasons, totaling 531 yards on 25 career returns (21.2 average). **2016**—Team captain ... Played in 13 games, with 12 starts ... Rushed for 900 yards on 207 carries (4.4), with eight TDs ... Also caught 19 passes for 221 yards ... Against Southern Miss, rushed 15-for-122, including a school-record 92-yard rush, with two TDs ... Rushed 21 times for 104 yards vs. UTEP, and he also threw a three-yard TD pass ... Rushed for season-high 125 yards on 16 carries vs. New Mexico in the New Mexico Bowl. **2015**—Team captain ...

Played in 11 games, with nine starts ... Totaled 173 rushes for 1042 yards (6.0) and eight TDs (tied school record), and became the first player in UTSA history to top 1000 yards rushing ... Also caught nine passes for 60 yards ... Had four 100-yard games, averaging 94.7 yards per game on the season ... Rushed for school-record 186 yards on 19 carries at Charlotte, and scored two TDs ... Rushed for 170 yards on 13 attempts vs. Colorado State, with an 85-yard TD ... Rushed for 133 yards on a school-record 28 carries at UTEP ... Rushed for 163 yards on 22 carries, with a 78-yard TD run, vs. Rice. **2014**—Played in eight games, before missing the final four contests due to injury ... Rushed 66 times for 325 yards (4.9) and three TDs, and recorded 14 catches for 124 yards ... Also returned 15 kicks for 316 yards (21.1) ... Had nine rushes for season-high 95 yards vs. New Mexico, and added two catches for 62 yards. **2013**—Played in 11 games ... Totaled 136 rushing yards on 28 carries (4.5), and 14 catches for 134 yards and a TD ... Returned nine kicks for 208 yards (23.1).

High school: Attended Judson High School in Converse, Texas (outside San Antonio) ... Began high school career at defensive back, but moved to RB for his senior season ... Totaled 187 carries for 1517 yards and 21 TDs as a senior, with 15 catches for 243 yards ... As a junior, recorded 89 tackles and an INT playing DB ... Also earned all-district honors as a point guard on the basketball team.

Personal: Hometown is Converse, Texas ... Communications major at UTSA ... First name is pronounced "JAR-vee-ahn."



WILLIAMS, SHAWN

S #36

Height: 6-0
Weight: 210
College: Georgia
Experience: 5th-year player in 2017

2016 games-starts: 15-15
Career games-starts: 63-19
Born: 5-13-91
Hometown: Damascus, Ga.
Acquired: D3'13

Third-round pick in 2013 draft played his first season as a starter in 2016, filling SS role ... Missed Game 11 due to hamstring injury, ending a streak of 61 straight games played (including postseason) to open his Bengals career, but he returned to start Games 12-16 ... Tied for team lead in INTs (three) and third in tackles (81) ... Led team in special teams tackles as a rookie.

Career transactions: Selected by Cincinnati in third round of 2013 NFL Draft (84th overall) ... Signed with Bengals on 5-24-13 ... Signed contract extension with Bengals on 5-17-16.

2016 general: Started at SS in Games 1-10 and 12-16 ... Inactive for Game 11 due to hamstring injury ... Ranked third on team in tackles (81), tied for the team lead in INTs (three), with five passes defended and a sack ... His eight QB hits led secondary and tied for fourth on team.

2016 game-by-game: Tied for second on team in tackles (six) on Sept. 11 at Jets and had one QB hit ... Five tackles and a QB hit on Sept. 18 at Pittsburgh ... Five tackles and a pass defended Sept. 25 vs. Denver ... Team-high nine tackles (tied for his season high) on Oct. 16 at New England ... Logged five tackles, as well as a four-yard sack of Kevin Hogan, on Oct. 23 vs. Cleveland ... Also vs. Cleveland, had a 14-yard INT but fumbled ball back to Browns during return ... Second on team in tackles (nine) on Oct. 30 vs. Washington in London ... Two tackles Nov. 20 vs. Buffalo, but exited in second quarter with hamstring injury ... Had his second INT of season Dec. 4 vs. Philadelphia, picking off Carson Wentz pass deflected by George Iloka in fourth quarter ... Eight tackles Dec. 18 vs. Pittsburgh ... Thwarted a first-and-goal chance for the two for Baltimore on Jan. 1, intercepting Joe Flacco pass in end zone to protect 17-3 second-quarter lead ... Seven tackles vs. Ravens.

Previous seasons: **2013**—Had seven of his team-leading 14 special teams tackles over the final six games ... Tied for team lead with two special teams tackles Oct. 13 at Buffalo ... Two tackles on defense Oct. 27 vs. N.Y. Jets ... Tipped a Spencer Lanning punt Nov. 17 vs. Cleveland, with ball traveling only nine yards, and offense responded with 38-yard TD drive for 14-13 lead ... Also

had two special teams tackles vs. Cleveland ... Two special teams tackles on Dec. 1 at San Diego, and again had two on Dec. 8 vs. Indianapolis ... One special teams stop in Wild Card playoff vs. San Diego. **2014**—Played in Games 1-16 and in Wild Card playoff, seeing action primarily on special teams ... Ranked tied for third in special teams tackles (nine), and also had a special teams fumble recovery ... On Nov. 6 vs. Cleveland, had one special teams tackle and a recovery of a Jim Leonhard fumble on a punt return ... On Nov. 16 at New Orleans, teamed with LB Rey Mauluga in stopping Saints FB Erik Lorig on fourth-and-goal play from the one ... One special teams tackle in Wild Card playoff at Indianapolis. **2015**—Made game-changing play with his first pro INT on Nov. 1 at Pittsburgh, snagging Ben Roethlisberger pass with diving catch at Pittsburgh 45 in fourth quarter, setting up Bengals' game-deciding TD drive ... Played in Games 1-16, with four starts, and in Wild Card playoff ... In regular season, had 28 tackles, two INTs, five total passes defended and four special teams tackles ... On Dec. 20 at San Francisco, ended a 49ers threat in fourth quarter with INT of Blaine Gabbert pass at Bengals one ... Four tackles and a pass defended Dec. 28 at Denver ... Five tackles (one for loss) Jan. 3 vs. Baltimore ... Five tackles and pass defended in Wild Card playoff vs. Pittsburgh.

College: Played four seasons (2009-12) at Georgia ... Rose to team captain status and was known as "quarterback of the defense" ... Played 13 or 14 games each season, and 27 of his 30 starts came in his last two campaigns ... Totaled 209 career tackles, including 170 over last two seasons, and had 23 special teams stops ... His run-stuffing ability was such that coaches started him at inside LB for one game as junior ... Ranked second on team with 98 tackles as senior, helping lead Bulldogs to 12-2 season and Capital One Bowl victory over Nebraska ... Allowed only 16 completions in 62 passes into his area as senior ... Twice voted team's True Grit Award at conclusion of spring practice.

Personal: Hometown is Damascus, Ga. ... Attended Early County High School in Blakely, Ga., where he played S, WR and LB ... Earned First-Team Class AA All-State honors from Atlanta Journal-Constitution as a senior, despite playing on a team that struggled to a 1-9 record ... Lettered in prep basketball as a power forward and center ... Consumer Economics major at Georgia.

SHAWN WILLIAMS' STATISTICS

YEAR	TEAM	G-S	DEFENSE						INTERCEPTIONS					SCORING				
			ST	AT	TT	SKS-YDS	PD	FF	FR-YDS	NO	YDS	AVG	LG	TD	TD	TD-IntRt	TD-FRRt	S
2013	Cincinnati	16-0	1	1	2	0-0	0	0	0-0	0	0	—	—	0	—	—	—	—
2014	Cincinnati	16-0	0	1	1	0-0	0	0	0-0	0	0	—	—	0	—	—	—	—
2015	Cincinnati	16-4	22	6	28	0-0	5	0	0-0	2	14	7.0	14	0	—	—	—	—
2016	Cincinnati	15-15	59	22	81	1-4	5	0	0-0	3	14	4.7	13	0	—	—	—	—
CAREER		63-19	82	30	112	1-4	10	0	0-0	5	28	5.6	14	0	—	—	—	—

YEAR	TEAM	SPECIAL TEAMS							KICKOFF RETURNS					PUNT RETURNS							
		ST	AT	TT	FF	FR-YDS	BP	BFG	BXP	NO	YDS	AVG	FC	LG	TD	NO	YDS	AVG	FC	LG	TD
2013	Cincinnati	8	6	14	0	0-0	0	0	0	—	—	—	—	—	—	—	—	—	—	—	—
2014	Cincinnati	6	3	9	0	1-0	0	0	0	—	—	—	—	—	—	—	—	—	—	—	—
2015	Cincinnati	3	1	4	0	0-0	0	0	0	—	—	—	—	—	—	—	—	—	—	—	—
CAREER		17	10	27	0	1-0	0	0	0	—	—	—	—	—	—	—	—	—	—	—	—


POSTSEASON

YEAR	TEAM	G-S	DEFENSE						INTERCEPTIONS					SCORING					
			ST	AT	TT	SKS-YDS	PD	FF	FR-YDS	NO	YDS	AVG	LG	TD	TD	TD-IntRt	TD-FRRt	S	PTS
2013	Cincinnati	1-0	0	0	0	0-0	0	0	0-0	—	—	—	—	—	—	—	—	—	—
2014	Cincinnati	1-0	0	0	0	0-0	0	0	0-0	—	—	—	—	—	—	—	—	—	—
2015	Cincinnati	1-0	5	0	5	0-0	0	1	0-0	—	—	—	—	—	—	—	—	—	—
CAREER		3-0	5	0	5	0-0	0	1	0-0	—	—	—	—	—	—	—	—	—	—

YEAR	TEAM	SPECIAL TEAMS							KICKOFF RETURNS					PUNT RETURNS						
		ST	AT	TT	FF	FR-YDS	BP	BFG	BXP	NO	YDS	AVG	FC	LG	TD	NO	YDS	AVG	FC	LG
2013	Cincinnati	0	1	1	0	0-0	0	0	0	—	—	—	—	—	—	—	—	—	—	—
2014	Cincinnati	0	1	1	0	0-0	0	0	0	—	—	—	—	—	—	—	—	—	—	—
CAREER		0	2	2	0	0-0	0	0	0	—	—	—	—	—	—	—	—	—	—	—

2016 GAME-BY-GAME

DATE	OPPONENT	DEFENSE								INTERCEPTIONS				
		ST	AT	TT	SKS-YDS	INT-YDS	PD	FF	FR-YDS	NO	YDS	AVG	LG	TD
9-11	at N.Y. Jets	4	5	9	0-0	0-0	0	0	0-0	0	0	—	—	0
9-18	at Pittsburgh	5	0	5	0-0	0-0	0	0	0-0	0	0	—	—	0
9-25	DENVER	2	3	5	0-0	0-0	1	0	0-0	0	0	—	—	0
9-29	MIAMI	3	0	3	0-0	0-0	0	0	0-0	0	0	—	—	0
10-9	at Dallas	2	1	3	0-0	0-0	0	0	0-0	0	0	—	—	0
10-16	at New England	5	4	9	0-0	0-0	0	0	0-0	0	0	—	—	0
10-23	CLEVELAND	3	2	5	1-4	1-13	1	0	0-0	1	13	13.0	13	0
10-30	WASHINGTON	9	0	9	0-0	0-0	0	0	0-0	0	0	—	—	0
11-6	— BYE —													
11-14	at N.Y. Giants	4	0	4	0-0	0-0	0	0	0-0	0	0	—	—	0
11-20	BUFFALO	1	1	2	0-0	0-0	0	0	0-0	0	0	—	—	0
11-27	at Baltimore				INACTIVE						INACTIVE			
12-4	PHILADELPHIA	3	2	5	0-0	1-1	1	0	0-0	1	1	1	1	0
12-11	at Cleveland	4	0	4	0-0	0-0	1	0	0-0	0	0	—	—	0
12-18	PITTSBURGH	5	3	8	0-0	0-0	0	0	0-0	0	0	—	—	0
12-24	at Houston	3	0	3	0-0	0-0	0	0	0-0	0	0	—	—	0
1-1	BALTIMORE	6	1	7	0-0	1-0	1	0	0-0	1	0	—	—	0
TOTALS		59	22	81	1-4	3-14	5	0	0-0	3	14	4.7	13	0



WILLIAMS, STANLEY

HB #34

Height: 5-8
Weight: 190
College: Kentucky
Experience: Rookie in 2017

2016 games-starts: 0-0
Career games-starts: 0-0
Born: 9-30-95
Hometown: Monroe, Ga.
Acquired: CFA'17

A quick and productive rusher with a knack for making big plays, Williams was a fan favorite in his three years at Kentucky ... Led Wildcats in rushing in each of his three seasons with the program ... As a sophomore, set UK's single-season rushing average record at 7.1 yards per carry ... Made mark as both a rusher and pass-catcher, totaling 2803 career yards from scrimmage ... Also has experience returning kickoffs, with 511 yards on 19 returns (all in 2014).


Career transactions: Signed with Cincinnati as college free agent on 5-5-17.

College highlights: Totaled 366 carries for 2511 yards (6.7) and 18 TDs in three seasons at Kentucky, along with 38 catches for 292 yards and two TDs ... Led Wildcats in rushing in each of his three seasons ... Returned kickoffs during his freshman season, with 19 total returns for 511 yards. **2016**—Played in 13 games, with 11 starts ... Totaled team-leading 1170 rushing yards on 171 carries (6.8), with seven TDs ... Also recorded eight catches for 56 yards and a TD ... Rushed for 181 yards and a TD on 18 carries in win vs. New Mexico State ... Rushed for 182 yards and a TD on 19 carries in win at Missouri ... Rushed for 127 yards and a TD at Tennessee. **2015**—Started 10 games ... Set UK single-

season record with 7.1 yards per carry ... Led team in rushing attempts (121), rushing yards (855) and rushing TDs (six) ... Also caught 13 passes for 74 yards ... Rushed for 135 yards, including a 75-yard TD, on 10 carries in win vs. Louisiana-Lafayette ... Rushed for 107 yards on 14 carries in win at South Carolina ... Rushed for 113 yards and two TDs vs. Auburn ... Rushed 13 times for 115 yards at Vanderbilt. **2014**—Played in 10 games, with one start ... Rushed 74 times for team-leading 486 yards (6.6) and five TDs, with 17 catches for 162 yards and a TD ... Also led team in kickoff returns (19) and kickoff return yardage (511) ... Rushed for season-high 126 yards at Louisville ... Rushed for 104 yards in win vs. Louisiana-Monroe.

High School: Attended George Walton Academy in Monroe, Ga. ... Started all four years ... As a senior, rushed for 1416 yards and 21 TDs, en route to earning All-Metro First-Team honors from the Atlanta Journal-Constitution ... As a junior, rushed 207 times for 1948 yards and 24 TDs ... Also participated in track ... Was a member of National Honor Society.

Personal: Hometown is Monroe, Ga. ... Nickname is "Boom" ... Communication leadership development major at Kentucky.



WILLIS, JORDAN

DE #99

Height: 6-4
Weight: 260
College: Kansas State
Experience: Rookie in 2017

2016 games-starts: 0-0
Career games-starts: 0-0
Born: 5-2-95
Hometown: Kansas City, Mo.
Acquired: D3'17

The Bengals' third-round draft selection comes to Cincinnati after a productive college career at Kansas State ... Widely considered one of the best defenders in Kansas State history ... In four years with the Wildcats, totaled 114 tackles, including 40.5 for losses, and his 26 sacks rank third in school history ... Led conference and tied school record with 11.5 sacks in 2016, en route to being named Big 12 Defensive Player of the Year by coaches and the Associated Press ... Known for his character and work ethic at KSU, College Football Hall of Fame coach Bill Snyder described him as "the epitome of what our program is all about" ... His 4.53 40-yard dash at the NFL Scouting Combine led all defensive linemen, and 39-inch vertical leap ranked second.

Career transactions: Selected by Cincinnati in third round of 2017 NFL Draft (73rd overall) ... Signed with Bengals on 6-8-17.

Head coach Marvin Lewis says: "Obviously, throughout his career at Kansas State, he was a big producer. He had an outstanding end-of-the-season bowl game and Senior Bowl, and then what he did in Indianapolis (at the NFL Combine) confirmed his physical tools. He plays hard. And he has played a lot of football. Those guys on defense are playing almost 90 snaps per game sometimes there in that conference (Big 12). We're really looking forward to him being a guy who joins the rotation here. Hopefully he can make a positive contribution and take some snaps off some of the other guys."

College highlights: Played in 48 games over four-year career and started every game his last three seasons (39 straight) ... Finished career third in KSU history and tied for seventh in Big 12 history in sacks (26) ... Of his 114 career tackles, 40.5 were for losses and 26 were sacks ... Seven career forced fumbles are tied for fifth most in school history ... Finished career with a sack in 11 of his last 17 games, and had at least shared a TFL in 15 of his last 17 ... Nine career games with multiple sacks. **2016**—Named Big 12 Defensive Player of the Year (Associated Press and conference coaches), first team All-Big 12 (AP and coaches), Big 12 Defensive Lineman of the Year (coaches) and AP All-America Third Team ... Started all 13 games and totaled 52 tackles, including a school-record 17.5 for losses, and 11.5 sacks (led Big 12 and tied school record) ... Forced three fumbles and had one fumble recovery ... Recorded at least one sack in eight of 13 games, including four games with multiple sacks (at West Virginia, vs. Texas Tech, vs. Texas, vs. Kansas). **2015**—Started all 13 games

and recorded 36 tackles, including 15.5 for losses, 9.5 sack three pass breakups, four forced fumbles (tied for first in Big 12) and a fumble recovery ... His 3.5 sacks vs. Louisiana Tech were the second most for a single game in KSU history ... Had two sacks each vs. Iowa State, at Kansas and vs. Arkansas ... Blocked a FG at Oklahoma State. **2014**—Started all 13 games, totaling 25 tackles, including 6.5 for losses, four sacks and one pass breakup ... Recorded first multi-sack game vs. Oklahoma State, with two. **2013**—Played in nine games ... Had one tackle on the season, a sack vs. Iowa State.

Praise from a legend: Earning praise from a 77-year-old College Football Hall of Fame coach may not be easy, but that's precisely what Willis received from legendary Kansas State head coach Bill Snyder last year. "Jordan is the epitome of what our program is all about," Snyder said in 2016, his 25th season as KSU head coach. "He comes to practice exactly the same way he goes to a ballgame. If you were unaware of the setting, you couldn't tell the difference between what he does on the practice field and what he does on the game field. Like I have said so many times, he is a young guy who gives you his very best of every second of every minute of every hour of every day of every week. He has learned the value of that and (realized) what it has meant to him. He has allowed that to carry over into every aspect of his life. He is going to be a highly successful young guy in a lot of ways, because he is that committed to doing the best that he can."

Coach Jacob Burney says: "He's a fundamentalist. He plays the run well. He plays with good hand placement, a flat back, good leverage, good knee bend and good hips. He's got good fundamentals about him, and he can 'go' rush as well — he knows how to rush. He's a student of the game and really studies the tackles. He's relentless from that stand point. There's tremendous upside with this guy."

High School: Attended Rockhurst High School in Kansas City, Mo. ... Recorded 58 tackles and nine sacks as a senior, and 60 tackles with 13 sacks as a junior ... As a sophomore, helped team to 13-0 finish and a Missouri Class 6 State Championship.

Personal: Born in San Diego, but raised in Kansas City ... Is the seventh of 11 children in his family ... Sociology/criminology major at Kansas State.



WILSON, BRANDON

S #40

Height: 5-10
Weight: 199
College: Houston
Experience: Rookie in 2017

2016 games-starts: 0-0
Career games-starts: 0-0
Born: 7-27-94
Hometown: Shreveport, La.
Acquired: D6b'17

The second of two Bengals sixth-round picks brings speed, versatility and playmaking ability to Bengals secondary ... Spent five years (one redshirt) in Houston program and saw extended action on offense (RB), defense (DB) and special teams (KOR) ... Bengals are expected to look at him as a S and nickel DB ... Developed reputation for having a nose for the end-zone, scoring eight career TDs in six different ways (two rushing, two kickoff returns, a missed FG return, a fumble return, an INT return and a blocked FG return) ... Made one of college football's signature plays in 2016, when he returned a missed FG 109 yards for a TD vs. Oklahoma, helping key Cougars' upset of No. 3 Sooners ... Ran a 4.35-second 40-yard dash at pro day workout, and had a 41-inch vertical leap.

Career transactions: Selected by Cincinnati in sixth round of 2017 NFL Draft (207th overall) ... Signed with Bengals on 5-15-17.

Coach Robert Livingston says: "(Bengals secondary coach) Kevin Coyle came back (from his pro day workout) raving about him. We got to bring him into the building — got to talk to him and look him in the eye. He's a really energetic, upbeat kid. He has played corner, he has played nickel, and he has played safety. He also played some running back at Houston. When it's late in the draft, you have to jump at the chance to put a guy with that skill set on your team — a guy who has played both ways at a high level in a Division I program."

College highlights: Career defensive totals of 81 tackles, including 17 for losses, with four sacks, five pass breakups and three fumble recoveries ... Also had 44 kick returns for 1121 yards and two TDs ... Career offensive totals of 41 rushes for 194 yards (4.7) and two TDs, and 11 receptions for 101 yards ... Scored eight career TDs in six different ways (two rushing, two kickoff returns, a missed FG return, fumble return, INT return and blocked FG return). **2016**— Played in 10 games, with nine starts at CB ... Totaled 43 tackles, including four for losses, with two sacks, one INT, five pass breakups and a forced fumble ...

Was also team's leading kick returner, totaling 510 yards on 21 returns ... Saw brief time on offense, with four carries for six yards and five catches for 52 yards ... Led Houston in tackles in upset win over Oklahoma, and returned a missed FG 109 yards for a TD ... Had five tackles, including a sack, in win vs. No. 3 Louisville ... Three tackles, including a 12-yard sack, along with a forced fumble and INT in win vs. Central Florida ... Two tackles and a 56-yard kickoff return in win at Cincinnati. **2015**—College football's only player to score multiple TDs in all three phases (two each on offense, defense and special teams) ... Played in 14 games, with 13 starts ... Played 12 games on defense and two at RB, due to injuries at the position ... Totaled 58 tackles, including two for losses, with two FFs, eight pass breakups, an INT and a FR ... On offense, totaled 37 rushes for 188 yards and two TDs, along with six catches for 49 yards ... Also had two kickoff returns for TDs ... Returned an INT 51 yards for a TD in win vs. Cincinnati ... Forced and recovered a fumble, and returned it 85 yards for a TD in win at Central Florida ... Had a 100-yard kickoff return for a TD in win at Louisville, as well as eight tackles on defense ... Recorded six tackles and a pass breakup at UConn, and had a 94-yard kickoff return for TD ... Switched to RB four days before game with Navy, and rushed for 111 yards and two TDs on 22 carries in win over Midshipmen ... Had 11 carries for 70 yards in American Athletic Conference Championship win vs. Temple ... Moved back to CB for Peach Bowl and recorded three tackles and a pass breakup in win over Florida State. **2014**— Played in all 13 games, with eight starts at defensive back ... Totaled 33 tackles and one forced fumble. **2013**—Played in 12 games as a reserve DB and special teams contributor ... Returned a blocked FG 78 yards for a TD in win at UTSA. **2012**—Did not play (redshirt).

High School: Attended Calvary Academy in Shreveport, La. ... Rushed for 1800 yards and 21 TDs as a senior, and totaled another 500 yards and six more scores receiving.

Personal: Hometown is Shreveport, La. ... Sports administration major at Houston.



WINSTON, ERIC

OT #73

Height: 6-7
Weight: 310
College: Miami (Fla.)
Experience: 11th-year player in 2017

2016 games-starts: 16-2
Career games-starts: 157-125
Born: 11-17-83
Hometown: Midland, Texas
Acquired: FA'14

Winston has been with Bengals since 2014, serving as a valuable backup and occasionally starting ... Saw significant time at ROT during '16 ... Has 128 career NFL starts (including postseason), and has started for multiple teams with big rushing numbers ... Played 16 games for seven straight seasons (2007-13), and played 16 again in '16 ... Signed with Bengals as free agent prior to Game 13 of 2014 and finished that season and postseason as a starter, replacing injured Andre Smith at ROT.

Career transactions: Selected by Houston in third round of 2006 NFL Draft (66th overall) ... Signed with Texans on 7-24-06 ... Signed contract extension with Texans on 9-6-08 ... Contract terminated by Texans on 3-13-12 ... Signed with Kansas City as free agent on 3-18-12 ... Contract terminated by Chiefs on 3-7-13 ... Signed with Arizona as free agent on 7-26-13 ... Signed with Seattle as free agent on 7-29-14 ... Contract terminated by Seahawks on 8-30-14 ... Signed with Cincinnati as free agent on 12-2-14 ... Re-signed with Bengals as unrestricted free agent on 3-11-15 ... Re-signed with Bengals as unrestricted free agent on 3-10-16 ... Re-signed with Bengals as unrestricted free agent on 3-13-17.

2016 highlights: Played in Games 1-16, seeing time on offense in 12 games ... Started at ROT for Games 12-13, both Bengals wins ... Part of offensive line rotation on Oct. 23 vs. Cleveland, blocking for rushing attack that generated 9.0 yards per rush and the most total rushing yards (271) in more than 30 years ... On Oct. 30 vs. Washington in London, part of O-line rotation that helped generate 415 total net yards and a tied-for-franchise-record 35 first downs ... First start of season Dec. 4 vs. Philadelphia, blocking for unit that helped Andy Dalton post his best QB rating of season (130.0), with zero sacks allowed ... On Dec. 11 at Cleveland, recovered a Dalton fumble at Browns' 41 in first quarter, preserving drive that ended with a TD ... Also at Cleveland, helped offense generate 213 rushing yards, with a 5.6 per-carry average.

Previous seasons: **2006**—Played in 12 games as a rookie with Houston, starting last seven at ROT ... Made NFL debut in reserve role Oct. 15 at Dallas ... Moved into starting lineup Nov. 19 vs. Buffalo and helped power 188 rushing yards ... Helped Texans top 100 rushing yards in four of the final five games, including team's 191 and 153 for RB Ron Dayne on Dec. 24 vs. Indianapolis. **2007**—With Houston, he began his streak of seven straight seasons starting 16 games ... Key cog as offense allowed only 21 sacks, down from 43 the previous year. **2008**—Helped Texans to 382.1-yards per game in net offense, ranked third in NFL ... Helped Steve Slaton to franchise rookie record of 1282 rushing yards, including three straight games over 100. **2009**—For Texans on Nov. 1 at Buffalo, helped RB Ryan Moats rush for 126 yards and three TDs ... Blocked for RB Arian Foster's first 100-yard rushing game, 119 yards in season finale vs. New England. **2010**—Helped Texans RB Arian Foster earn his first Pro Bowl berth, with 1616 rushing yards and 16 TDs ... Helped Foster log franchise-record 231 rushing yards in season opener Sept. 12 vs. Indianapolis ... In season finale vs. Jacksonville, helped power 244 rushing yards, including 180 and two TDs by Foster. **2011**—Named to SI.com's All-Pro team as Houston earned franchise's first playoff berth with 10-6 record for AFC South title ... In Wild Card win over Bengals, contributed to 188 rushing yards, including 153 by Foster ... Supported net rushing of 150-plus yards in last five regular-season games. **2012**—Moved to Kansas City as a free agent and helped Chiefs lead NFL in rushing (149.7) ... Supported 1509 rushing yards by RB Jamaal Charles ... Part of 352-yard rushing effort Dec. 23 vs. Indianapolis. **2013**—Played in all 16 games at ROT for Arizona, his seventh consecutive season starting every regular-season game, and helped the Cardinals post a 10-6 record ... Helped Cardinals rush for season-high 201 yards Oct. 27 vs. Atlanta ... Aided rushing

output of 145 yards and two TDs on Dec. 15 at Tennessee ... His Arizona contract expired after season. **2014**—Was with Seattle in preseason ... Seahawks released him on Aug. 30, and he signed as free agent with Bengals prior to Game 13 ... Played in Games 13-14, and promoted to starting ROT for playoff-clinching win Dec. 22 vs. Denver ... Also started Dec. 28 at Pittsburgh and in Wild Card playoff at Indianapolis. **2015**—Played Games 1-11 and 13-14 with Bengals, with starts at ROT in Games 8-9 as injury replacement for Andre Smith ... Inactive for Games 12, 15-16 and Wild Card playoff ... Played ROT on Bengals' game-deciding TD drive Nov. 1 at Pittsburgh, replacing Andre Smith ... In start Nov. 5 vs. Cleveland, helped offense gain 371 net yards as Andy Dalton posted 139.8 passer rating ... On Dec. 13 vs. Pittsburgh and Dec. 20 at San Francisco, had snaps at "big TE," an eligible receiver, but was not targeted.

College: Played in 42 total games with 29 starts at Miami (Fla.), earning All-America honors as a senior ... Started his collegiate career as a TE before switching to offensive line after his freshman season ... Started 12 games at LOT as a senior, coming back from a knee injury that had ended his junior season after four games.

Personal: Hometown is Midland, Texas ... Attended Midland Lee High School, where as a TE he helped team win three straight Class 5A state titles ... Graduated from Miami with a degree in International Finance and Marketing ... Has served since 2014 as president of NFL Players Association ... Married (wife Jennifer) with two daughters (Julie and Josephine) one son (Jackson) ... Hobbies include reading and golf.

NOTE ABOUT NFL EXPERIENCE: Winston did not earn an accrued year of experience toward NFL free agency in 2014 because he was not on a 53-player roster, a Reserve/Injured list or a Reserve/Physically Unable to Perform list for the required minimum of six games.

ERIC WINSTON'S STATISTICS

GAMES-STARTS				
YEAR	TEAM	GAMES	STARTS	
2006	Houston	12	7	
2007	Houston	16	16	
2008	Houston	16	16	
2009	Houston	16	16	
2010	Houston	16	16	
2011	Houston	16	16	
2012	Kansas City	16	16	
2013	Arizona	16	16	
2014	Cincinnati	4	2	
2015	Cincinnati	13	2	
2016	Cincinnati	16	2	
HOU. TOTALS		92	87	
K.C. TOTALS		16	16	
ARIZ. TOTALS		16	16	
CIN. TOTALS		33	6	
CAREER		157	125	

POSTSEASON

GAMES-STARTS				
YEAR	TEAM	GAMES	STARTS	
2011	Houston	2	2	
2014	Cincinnati	1	1	
2015	Cincinnati	1	0	*DID NOT PLAY
CAREER		3	3	

* NOTE: Winston was inactive for one postseason game with Cincinnati in 2015.





**DEFENSIVE END
CARLOS DUNLAP**

2016 REVIEW



2016 STANDINGS

AMERICAN FOOTBALL CONFERENCE

EAST DIVISION	W	L	T	PCT.	PF	PA
#-New England Patriots.....	14	2	0	.875	441	250
*-Miami Dolphins.....	10	6	0	.625	363	380
Buffalo Bills.....	7	9	0	.438	399	378
New York Jets.....	5	11	0	.313	275	409
NORTH DIVISION	W	L	T	PCT.	PF	PA
Pittsburgh Steelers.....	11	5	0	.688	399	327
Baltimore Ravens.....	8	8	0	.500	343	321
Cincinnati Bengals.....	6	9	1	.406	325	315
Cleveland Browns.....	1	15	0	.063	264	452
SOUTH DIVISION	W	L	T	PCT.	PF	PA
Houston Texans.....	9	7	0	.563	279	328
Tennessee Titans.....	9	7	0	.563	381	378
Indianapolis Colts.....	8	8	0	.500	411	392
Jacksonville Jaguars.....	3	13	0	.188	318	400
WEST DIVISION	W	L	T	PCT.	PF	PA
Kansas City Chiefs.....	12	4	0	.750	389	311
*-Oakland Raiders.....	12	4	0	.750	416	385
Denver Broncos.....	9	7	0	.563	333	297
San Diego Chargers.....	5	11	0	.313	410	423

NATIONAL FOOTBALL CONFERENCE

EAST DIVISION	W	L	T	PCT.	PF	PA
#-Dallas Cowboys.....	13	3	0	.813	421	306
*-New York Giants.....	11	5	0	.688	310	284
Washington Redskins.....	8	7	1	.531	396	383
Philadelphia Eagles.....	7	9	0	.438	367	331
NORTH DIVISION	W	L	T	PCT.	PF	PA
Green Bay Packers.....	10	6	0	.625	432	388
*-Detroit Lions.....	9	7	0	.563	346	358
Minnesota Vikings.....	8	8	0	.500	327	307
Chicago Bears.....	3	13	0	.188	279	399
SOUTH DIVISION	W	L	T	PCT.	PF	PA
Atlanta Falcons.....	11	5	0	.688	540	406
Tampa Bay Buccaneers.....	9	7	0	.563	354	369
New Orleans Saints.....	7	9	0	.438	469	454
Carolina Panthers.....	6	10	0	.375	369	402
WEST DIVISION	W	L	T	PCT.	PF	PA
Seattle Seahawks.....	10	5	1	.656	354	292
Arizona Cardinals.....	7	8	1	.469	418	362
Los Angeles Rams.....	4	12	0	.250	224	394
San Francisco 49ers.....	2	14	0	.125	309	480

**-Wild Card qualifier; #-Clinched home-field advantage throughout playoffs.*

NOTES:

- Houston finished ahead of Tennessee based on better division record (Texans' 5-1 to Titans' 2-4).
- Kansas City finished ahead of Oakland based on head-to-head sweep (Chiefs were 2-0 vs. Raiders).

PLAYOFF SEEDINGS:

<u>AFC</u>	<u>NFC</u>
1. New England	1. Dallas
2. Kansas City	2. Atlanta
3. Pittsburgh	3. Seattle
4. Houston	4. Green Bay
5. Oakland	5. N.Y. Giants
6. Miami	6. Detroit

POSTSEASON AT A GLANCE

Home team in CAPS.

AFC Wild Card Playoff Games HOUSTON 27, Oakland 14 PITTSBURGH 30, Miami 12	NFC Wild Card Playoff Games SEATTLE 26, Detroit 6 GREEN BAY 38, N.Y. Giants 13
AFC Divisional Playoff Games NEW ENGLAND 34, Houston 16 Pittsburgh 18, KANSAS CITY 16	NFC Divisional Playoff Games ATLANTA 36, Seattle 20 Green Bay 34, DALLAS 31
AFC Championship Game NEW ENGLAND 36, Pittsburgh 17	NFC Championship Game ATLANTA 44, Green Bay 21

Super Bowl LI at NRG Stadium, Houston, Texas
 New England 34, ATLANTA 28

2016 STATISTICS

RECORD: 6-9-1

DATE	W-L	SCORE	OPPONENT	ATTENDANCE
9-11	W	23-22	at N.Y. Jets	78,160
9-18	L	16-24	at Pittsburgh	65,072
9-25	L	17-29	DENVER	63,850
9-29	W	22-7	MIAMI	60,834
10-9	L	14-28	at Dallas	91,653
10-16	L	17-35	at New England	66,829
10-23	W	31-17	CLEVELAND	65,047
10-30	T	27-27 (OT)	VS. WASHINGTON	84,488
11-6			— BYE —	
11-14	L	20-21	at N.Y. Giants	76,218
11-20	L	12-16	BUFFALO	61,356
11-27	L	14-19	at Baltimore	70,903
12-4	W	32-14	PHILADELPHIA	55,456
12-11	W	23-10	at Cleveland	60,028
12-18	L	20-24	PITTSBURGH	62,096
12-24	L	10-12	at Houston	71,836
1-1	W	27-10	BALTIMORE	54,944

TEAM STATISTICS		BENGALS	OPPONENTS
TOTAL FIRST DOWNS	341	327
Rushing	100	95
Passing	204	196
Penalty	37	36
3rd Down: Made-Att	82-210	86-217
3rd Down Pct.	39.0	39.6
4th Down: Made-Att	7-9	9-19
4th Down Pct.	77.8	47.4
POSSESSION AVG.	29:52	30:08
TOTAL NET YARDS	5711	5612
Avg. Per Game	356.9	350.8
Total Plays	1050	1038
Avg. Per Play	5.4	5.4
NET YARDS RUSHING	1769	1812
Avg. Per Game	110.6	113.3
Total Rushes	446	412
NET YARDS PASSING	3942	3800
Avg. Per Game	246.4	237.5
Sacked-Yards Lost	41-264	33-185
Gross Yards	4206	3985
Att.-Completions	563-364	593-374
Completion Pct.	64.7	63.1
Had Intercepted	8	17
PUNTS-AVERAGE	78-46.3	74-45.0
Net Punting Avg.	78-39.5	74-40.9
PENALTIES-YARDS	88-726	105-950
FUMBLES-BALLS LOST	20-9	12-3
TOUCHDOWNS	35	34
Rushing	17	12
Passing	18	22
Returns	0	0

SCORE BY PERIODS	1	2	3	4	OT	PTS	
BENGALS	97	94	69	65	0	325
OPPONENTS	71	81	69	94	0	315

SCORING	TD	TD-R	TD-P	TD-Rt	K-PAT	FG	S	PTS	
Mike Nugent	0	0	0	0	23-29	23-29	0	92
Jeremy Hill	9	9	0	0	—	—	0	54
Brandon LaFell	6	0	6	0	—	—	0	36
Randy Bullock	0	0	0	0	6-6	5-6	0	21
Tyler Eifert	5	0	5	0	—	—	0	30
Andy Dalton	4	4	0	0	—	—	0	24
A.J. Green	4	0	4	0	—	—	0	24
Giovani Bernard	3	2	1	0	—	—	0	18
Rex Burkhead	2	2	0	0	—	—	0	12
Tyler Boyd	1	0	1	0	—	—	0	6
C.J. Uzomah	1	0	1	0	—	—	0	6
(team)	0	0	0	0	—	—	1	2
BENGALS	35	17	18	0	29-35	28-35	1	325
OPPONENTS	34	12	22	0	28-32	27-31	1	315

Two-point conversions: None. BENGALS 0-0 (0-0 R, 0-0 P), OPPONENTS 0-2 (0-1 R, 0-1 P).

Fumbles-lost: Andy Dalton 9-3, Adam Jones 3-1, Alex Erickson 3-0, Giovani Bernard 1-1, Tyler Boyd 1-1, Rex Burkhead 1-1, Jake Fisher 1-1, Shawn Williams 1-1. BENGALS 20-9, OPPONENTS 12-3.

PASSING	ATT	CMP	YDS	CMP%	YDS/ATT	TD	TD%	INT	INT%	LG	SKD-YDS	RAT	
Andy Dalton	563	364	4206	64.7	7.47	18	3.2	8	1.4	86t	41-264	91.8
BENGALS	563	364	4206	64.7	7.47	18	3.2	8	1.4	86t	41-264	91.8
OPPONENTS	593	374	3985	63.1	6.72	22	3.7	17	2.9	74t	33-185	83.1

RUSHING	ATT	YDS	AVG	LG	TD	
Jeremy Hill	222	839	3.8	74t	9
Rex Burkhead	74	344	4.6	17	2
Giovani Bernard	91	337	3.7	17	2
Andy Dalton	46	184	4.0	15	4
Tyler Boyd	4	58	14.5	39	0
Cedric Peerman	6	15	2.5	4	0
Brandon LaFell	1	-2	-2.0	-2	0
James Wright	2	-6	-3.0	2	0
BENGALS	446	1769	4.0	74t	17
OPPONENTS	412	1812	4.4	60t	12

RECEIVING	REC	YDS	AVG	LG	TD	
A.J. Green	66	964	14.6	54t	4
Brandon LaFell	64	862	13.5	86t	6
Tyler Boyd	54	603	11.2	30	1
Giovani Bernard	39	336	8.6	32	1
Tyler Eifert	29	394	13.6	71	5
C.J. Uzomah	25	234	9.4	54	1
Jeremy Hill	21	174	8.3	25	0
Cody Core	17	200	11.8	50	0
Rex Burkhead	17	145	8.5	18	0
James Wright	13	106	8.2	15	0
Tyler Kroft	10	92	9.2	21	0
Alex Erickson	6	71	11.8	20	0
Ryan Hewitt	2	13	6.5	8	0
Jake Fisher	1	12	12.0	12	0
BENGALS	364	4206	11.6	86t	18
OPPONENTS	374	3985	10.7	74t	22

INTERCEPTIONS	NO	YDS	AVG	LG	TD	
George Iloka	3	21	7.0	21	0
Dre Kirkpatrick	3	21	7.0	21	0
Shawn Williams	3	14	4.7	13	0
Vontaze Burfict	2	54	27.0	47	0
Chris Lewis-Harris	1	11	11.0	11	0
Rey Mauluga	1	9	9.0	9	0
Vincent Rey	1	6	6.0	6	0
Adam Jones	1	2	2.0	2	0
KeiVarae Russell	1	0	0.0	0	0
Josh Shaw	1	0	0.0	0	0
BENGALS	17	138	8.1	47	0
OPPONENTS	8	92	11.5	49	0

PUNTING	NO	YDS	AVG	NET	TB	IN-20	LG	BLK.	
Kevin Huber	78	3613	46.3	39.5	8	23	72	0
BENGALS	78	3613	46.3	39.5	8	23	72	0
OPPONENTS	74	3333	45.0	40.9	3	35	68	0

PUNT RETURNS	NO	FC	YDS	AVG	LG	TD	
Alex Erickson	28	19	195	7.0	24	0
Adam Jones	10	0	51	5.1	15	0
BENGALS	38	19	246	6.5	24	0
OPPONENTS	38	20	369	9.7	28	0

KICKOFF RETURNS	NO	YDS	AVG	LG	TD	
Alex Erickson	29	810	27.9	84	0
Rex Burkhead	6	114	19.0	26	0
Adam Jones	4	79	19.8	23	0
BENGALS	39	1003	25.7	84	0
OPPONENTS	40	891	22.3	65	0

FIELD GOALS	1-19	20-29	30-39	40-49	50+	
Mike Nugent	0-0	9-9	9-10	5-7	0-3
Randy Bullock	0-0	4-4	0-0	1-2	0-0
BENGALS	0-0	13-13	9-10	6-9	0-3
OPPONENTS	0-0	9-10	5-6	9-9	4-6

Mike Nugent: (33G, 21G, 52WR, 47G), (25G, 33G, 21G), (34G), (42G, 22G, 43G, 22G, 47G), (50WL), (25G), (40WR, 36G, 45RU), (51WL), (25G, 38G), (—), (23G, 36G), (32G, 33G, 26G, 38G), (36WR, 44G), (—), (—).

Randy Bullock: (—), (—), (—), (—), (—), (—), (—), (—), (—), (—), (—), (—), (—), (23G, 22G), (43G, 43WR), (23G, 24G).

Opponents: (22B, 45G, 20G, 23G), (49G), (20G), (—), (—), (46G, 31G), (28G), (20G, 55SH, 40G, 34WL), (—), (26G, 54G, 20G), (52G, 57G, 54G, 36G), (51RU), (30G), (45G, 49G, 49G, 40G, 49G, 30G), (25G, 22G), (30G).

DEFENSE*	ST	AT	TT	SKS-YDS	INT-YDS	PD	FF	FR-YDS	
Karlos Dansby	69	45	114	1-0	0-0	6	0	1-0
Vontaze Burfict	73	28	101	2-11	2-54	8	1	0-0
Shawn Williams	59	22	81	1-4	3-14	5	0	0-0
Vincent Rey	48	31	79	0-0	1-6	7	0	1-10
George Iloka	48	25	73	0-0	3-21	7	0	0-0
Adam Jones	54	12	66	0-0	1-2	7	1	0-0
Carlos Dunlap	30	19	49	8-45	0-0	15	3	0-0
Josh Shaw	31	16	47	0-0	1-0	3	0	0-0
Dre Kirkpatrick	35	11	46	0-0	3-21	10	0	0-0
Michael Johnson	32	13	45	3.5-19	0-0	3	0	0-0
Darqueze Dennard	28	13	41	0-0	0-0	1	0	0-0
Domata Peko	17	20	37	0-0	0-0	3	0	1-0
Pat Sims	15	22	37	1.5-6.5	0-0	0	0	0-0
Geno Atkins	21	11	32	9-63	0-0	0	0	0-0
Rey Mauluga	17	10	27	0-0	1-9	2	0	0-0
Will Clarke	10	5	15	4-15	0-0	1	0	0-0
Nick Vigil	11	3	14	0-0	0-0	1	0	0-0
Margus Hunt	7	7	14	0-0	0-0	2	0	0-0
Wallace Gilberry	8	2	10	2.5-20.5	0-0	0	0	0-0
Derron Smith	3	4	7	0-0	0-0	1	0	0-0
Chris Lewis-Harris	3	1	4	0-0	1-11	2	0	0-0
Clayton Fejedelem	3	0	3	0-0	0-0	0	0	0-0
DeShawn Williams	1	1	2	0.5-1	0-0	0	0	0-0
KeiVarae Russell	0	0	0	0-0	1-0	1	0	0-0

SPECIAL TEAMS*	ST	AT	TT	FF	FR-YDS	BP	BFG	BXP	
Rex Burkhead	7	5	12	1	0-0	0	0	0
James Wright	4	7	11	0	0-0	0	0	0
Josh Shaw	7	2	9	0	0-0	0	0	0
Marquis Flowers	8	0	8	0	0-0	0	0	0
Tyler Kroft	5	2	7	0	0-0	0	0	0
Clayton Fejedelem	4	3	7	0	0-0	0	0	0
Nick Vigil	4	3	7	0	0-0	0	0	0
Vincent Rey	3	4	7	0	0-0	0	0	0
Darqueze Dennard	4	2	6	0	0-0	0	0	0
Clark Harris	3	3	6	0	0-0	0	0	0
Margus Hunt	2	1	3	0	0-0	0	1	2
Cedric Peerman	2	1	3	0	0-0	0	0	0
Chykie Brown	2	0	2	0	0-0	0	0	0
Ryan Hewitt	2	0	2	0	0-0	0	0	0
Mike Nugent	1	1	2	0	0-0	0	0	0
Randy Bullock	1	0	1	0	0-0	0	0	0
P.J. Dawson	1	0	1	0	0-0	0	0	0
George Iloka	1	0	1	0	0-0	0	0	0
Trevor Roach	1	0	1	0	0-0	0	0	0
KeiVarae Russell	1	0	1	0	0-0	0	0	0
Derron Smith	1	0	1	0	0-0	0	0	0
Cody Core	0	1	1	0	0-0	0	0	0

* NOTE: All defensive statistics above are press box statistics produced at the

2016 GAME-BY-GAME TEAM STATISTICS

OFFENSE

DATE	OPPONENT	YDS	RUSH-YDS	PASS YDS	COMP-ATT	TD-P/INT	SKD-YDS	1D	3D-CONV	F-FL	POSS
Sept. 11	at N.Y. Jets	381	19-57	324	23-30	1/1	7-42	18	3-11	0-0	25:07
Sept. 18	at Pittsburgh	412	18-46	366	31-54	1/0	1-0	21	4-16	2-2	27:05
Sept. 25	DENVER	332	29-143	189	21-31	0/1	4-17	20	5-12	1-1	32:06
Sept. 29	MIAMI	362	37-77	285	22-31	1/0	1-11	19	3-15	2-0	38:02
Oct. 9	at Dallas	345	19-96	249	29-41	2/0	4-20	27	5-12	0-0	32:17
Oct. 16	at New England	357	32-120	237	21-31	1/0	2-17	20	5-12	0-0	32:03
Oct. 23	CLEVELAND	559	30-271	288	19-28	2/0	3-20	23	5-10	2-1	28:12
Oct. 30	VS. WASHINGTON	415	36-152	263	27-42	1/1	3-21	35	8-15	2-1	35:18
Nov. 6	— BYE —										
Nov. 14	at N.Y. Giants	264	23-78	186	16-29	1/1	3-18	12	2-11	0-0	28:37
Nov. 20	BUFFALO	300	27-93	207	24-43	1/2	1-0	23	8-15	2-0	27:49
Nov. 27	at Baltimore	325	20-64	261	26-48	1/0	3-22	22	5-16	4-2	28:43
Dec. 4	PHILADELPHIA	412	33-80	332	23-31	2/0	0-0	21	7-14	2-2	28:02
Dec. 11	at Cleveland	360	38-213	147	20-28	2/0	4-33	21	8-15	1-0	34:53
Dec. 18	PITTSBURGH	222	28-76	146	16-27	0/1	1-11	19	6-12	0-0	27:28
Dec. 24	at Houston	294	19-50	244	28-41	1/1	3-24	15	7-16	1-0	28:54
Jan. 1	BALTIMORE	371	38-153	218	18-28	1/0	1-8	25	1-8	1-0	30:42
TOTALS		5711	446-1769	3942	364-563	18/8	41-264	341	82-210	20-9	29:52

DEFENSE

DATE	OPPONENT	YDS	RUSH-YDS	PASS YDS	COMP-ATT	TD-P/INT	SKD-YDS	1D	3D-CONV	F-FL	POSS
Sept. 11	at N.Y. Jets	340	30-152	188	19-35	2/1	1-1	22	4-12	1-0	34:53
Sept. 18	at Pittsburgh	374	36-124	250	19-37	3/2	1-9	19	7-17	1-0	32:55
Sept. 25	DENVER	355	23-52	303	23-35	4/0	2-9	21	6-12	1-1	27:54
Sept. 29	MIAMI	222	13-62	160	15-25	1/1	5-29	8	2-11	1-1	21:58
Oct. 9	at Dallas	402	29-180	222	18-24	1/0	1-5	21	4-8	3-1	27:43
Oct. 16	at New England	437	23-79	358	29-35	3/0	3-18	25	4-10	0-0	27:57
Oct. 23	CLEVELAND	352	26-180	172	21-35	0/2	2-10	22	6-14	0-0	31:48
Oct. 30	VS. WASHINGTON	546	31-100	446	38-56	2/1	1-12	30	8-17	0-0	39:42
Nov. 6	— BYE —										
Nov. 14	at N.Y. Giants	351	27-122	229	28-44	3/2	1-11	23	6-14	1-0	31:23
Nov. 20	BUFFALO	342	34-183	159	19-27	0/1	2-7	20	3-12	1-0	32:11
Nov. 27	at Baltimore	311	30-92	219	25-36	1/1	2-15	16	5-16	1-0	31:17
Dec. 4	PHILADELPHIA	359	19-53	306	36-60	1/3	1-2	22	8-17	0-0	31:58
Dec. 11	at Cleveland	254	22-169	85	12-28	0/1	3-19	13	6-14	0-0	25:07
Dec. 18	PITTSBURGH	382	29-97	285	21-36	1/0	1-1	26	5-13	1-0	32:32
Dec. 24	at Houston	250	24-95	155	18-29	0/0	4-21	17	4-14	1-0	31:06
Jan. 1	BALTIMORE	335	16-72	263	33-51	0/2	3-16	22	8-16	0-0	29:18
TOTALS		5612	412-1812	3800	374-593	22/17	33-185	327	86-217	12-3	30:08

2016 BEST PERFORMANCES

REGULAR SEASON

RUSHING YARDS	PASS COMPLETIONS
168 — Jeremy Hill, Oct. 23 vs. Cleveland	31 — Andy Dalton, Sept. 18 at Pittsburgh
119 — Rex Burkhead, Jan. 1 vs. Baltimore	29 — Andy Dalton, Oct. 9 at Dallas
111 — Jeremy Hill, Dec. 11 at Cleveland	28 — Andy Dalton, Dec. 24 at Houston
RUSHING ATTEMPTS	LONGEST PASSES
27 — Rex Burkhead, Jan. 1 vs. Baltimore	86 — Andy Dalton to Brandon LaFell, Dec. 24 at Houston (TD)
25 — Jeremy Hill, Dec. 11 at Cleveland	71 — Andy Dalton to Tyler Eifert, Nov. 14 at N.Y. Giants
23 — Jeremy Hill, Dec. 4 vs. Philadelphia	54 — (two times)
LONGEST RUSHES	YARDS FROM SCRIMMAGE
74 — Jeremy Hill, Oct. 23 vs. Cleveland (TD)	192 — Jeremy Hill, Oct. 23 vs. Cleveland
50 — Jeremy Hill, Sept. 25 vs. Denver	180 — A.J. Green, Sept. 11 at N.Y. Jets
40 — Jeremy Hill, Oct. 23 vs. Cleveland	173 — A.J. Green, Sept. 29 vs. Miami
RECEPTIONS	LONGEST KICKOFF RETURNS
12 — A.J. Green, Sept. 11 at N.Y. Jets	84 — Alex Erickson, Nov. 14 at N.Y. Giants
10 — A.J. Green, Sept. 29 vs. Miami	72 — Alex Erickson, Dec. 18 vs. Pittsburgh
9 — (three times)	65 — Alex Erickson, Oct. 30 vs. Washington at London
RECEIVING YARDS	LONGEST PUNT RETURNS
180 — A.J. Green, Sept. 11 at N.Y. Jets	24 — Alex Erickson, Dec. 11 at Cleveland
173 — A.J. Green, Sept. 29 vs. Miami	18 — Alex Erickson, Nov. 14 at N.Y. Giants
169 — A.J. Green, Oct. 23 vs. Cleveland	15 — (two times)
PASSING YARDS	TOTAL TACKLES*
366 — Andy Dalton, Sept. 11 at N.Y. Jets	15 — Vontaze Burfict, Dec. 4 vs. Philadelphia
366 — Andy Dalton, Sept. 18 at Pittsburgh	14 — Vincent Rey, Nov. 14 at N.Y. Giants
332 — Andy Dalton, Dec. 4 vs. Philadelphia	13 — (two times)
PASS ATTEMPTS	SOLO TACKLES*
54 — Andy Dalton, Sept. 18 at Pittsburgh	11 — Vontaze Burfict, Nov. 20 vs. Buffalo
48 — Andy Dalton, Nov. 27 at Baltimore	11 — Karlos Dansby, Dec. 11 at Cleveland
43 — Andy Dalton, Nov. 20 vs. Buffalo	10 — (three times)

*NOTE: The defensive statistics above are press box statistics produced at the games.

2016 STARTING LINEUPS

OFFENSE

DATE	OPPONENT	WR	LOT	LG	C	RG	ROT	TE	H-B	WR	QB	HB
Sept. 11	at N.Y. Jets	Green	Whitworth	Boling	Bodine	Zeitler	Ogbuehi	Uzomah	Hewitt	LaFell	Dalton	Hill
Sept. 18	at Pittsburgh	Green	Whitworth	Boling	Bodine	Zeitler	Ogbuehi	Uzomah	Hewitt	LaFell	Dalton	Hill
Sept. 25	DENVER	Green	Whitworth	Boling	Bodine	Zeitler	Ogbuehi	Kroft	Hewitt	Wright	Dalton	Hill
Sept. 29	MIAMI	Green	Whitworth	Boling	Bodine	Zeitler	Ogbuehi	Kroft	Uzomah(2ndTE)	LaFell	Dalton	Hill
Oct. 9	at Dallas	Green	Whitworth	Boling	Bodine	Zeitler	Ogbuehi	Kroft	Hewitt	Uzomah(2ndTE)	Dalton	Bernard
Oct. 16	at New England	Green	Whitworth	Boling	Bodine	Zeitler	Ogbuehi	Kroft	Uzomah(2ndTE)	LaFell	Dalton	Bernard
Oct. 23	CLEVELAND	Green	Whitworth	Boling	Bodine	Zeitler	Ogbuehi	Kroft	Uzomah(2ndTE)	LaFell	Dalton	Hill
Oct. 30	VS. WASHINGTON	Green	Whitworth	Boling	Bodine	Zeitler	Ogbuehi	Kroft	Hewitt	LaFell	Dalton	Hill
Nov. 6	— BYE —											
Nov. 14	at N.Y. Giants	Green	Whitworth	Boling	Bodine	Zeitler	Ogbuehi	Kroft	Hewitt	LaFell	Dalton	Hill
Nov. 20	BUFFALO	Green	Whitworth	Boling	Bodine	Zeitler	Ogbuehi	Eifert	Hewitt	LaFell	Dalton	Hill
Nov. 27	at Baltimore	Wright	Whitworth	Boling	Bodine	Zeitler	Ogbuehi	Kroft	Hewitt	LaFell	Dalton	Hill
Dec. 4	PHILADELPHIA	Boyd	Whitworth	Boling	Bodine	Zeitler	Winston	Kroft	Hewitt	LaFell	Dalton	Hill
Dec. 11	at Cleveland	Core	Whitworth	Boling	Bodine	Zeitler	Winston	Kroft	Hewitt	LaFell	Dalton	Hill
Dec. 18	PITTSBURGH	Core	Whitworth	Boling	Bodine	Zeitler	Fisher	Eifert	Kroft(2ndTE)	LaFell	Dalton	Hill
Dec. 24	at Houston	Core	Ogbuehi	Whitworth	Bodine	Zeitler	Fisher	Uzomah	Hewitt	LaFell	Dalton	Hill
Jan. 1	BALTIMORE	Core	Whitworth	T.Johnson	Bodine	Zeitler	Fisher	Uzomah	Boyd(3rd WR)	LaFell	Dalton	Burkhead

DEFENSE

DATE	OPPONENT	LDE	NT	DT	RDE	SLB	MLB	WLB	LCB	RCB	SS	FS
Sept. 11	at N.Y. Jets	Dunlap	Peko	Atkins	M.Johnson	Dansby(LB)	Shaw(nickel)	Rey(LB)	Kirkpatrick	Jones	S.Williams	Iloka
Sept. 18	at Pittsburgh	Dunlap	Peko	Atkins	M.Johnson	Shaw(nickel)	Mauluga(LB)	Rey(LB)	Kirkpatrick	Jones	S.Williams	Iloka
Sept. 25	DENVER	Dunlap	Peko	Atkins	M.Johnson	Dansby	Mauluga	Rey	Kirkpatrick	Jones	S.Williams	Iloka
Sept. 29	MIAMI	Dunlap	Peko	Atkins	M.Johnson	Shaw(nickel)	Mauluga(LB)	Burfict(LB)	Dennard	Jones	S.Williams	Iloka
Oct. 9	at Dallas	Dunlap	Peko	Atkins	M.Johnson	Dansby	Mauluga	Burfict	Kirkpatrick	Jones	S.Williams	Iloka
Oct. 16	at New England	Dunlap	Peko	Atkins	M.Johnson	Shaw(nickel)	Rey(LB)	Burfict(LB)	Kirkpatrick	Jones	S.Williams	Iloka
Oct. 23	CLEVELAND	Dunlap	Peko	Atkins	M.Johnson	Shaw(nickel)	Rey(LB)	Burfict(LB)	Kirkpatrick	Jones	S.Williams	Iloka
Oct. 30	VS. WASHINGTON	Dunlap	Peko	Atkins	M.Johnson	Dansby	Mauluga	Burfict	Kirkpatrick	Jones	S.Williams	Iloka
Nov. 6	— BYE —											
Nov. 14	at N.Y. Giants	Dunlap	Peko	Atkins	M.Johnson	Shaw(nickel)	Rey(LB)	Burfict(LB)	Kirkpatrick	Jones	S.Williams	Iloka
Nov. 20	BUFFALO	Dunlap	Peko	Atkins	M.Johnson	Shaw(nickel)	Rey(LB)	Burfict(LB)	Kirkpatrick	Jones	S.Williams	Iloka
Nov. 27	at Baltimore	Dunlap	Peko	Atkins	M.Johnson	Dennard(nickel)	Rey(LB)	Burfict(LB)	Kirkpatrick	Jones	Shaw	Iloka
Dec. 4	PHILADELPHIA	Dunlap	Peko	Atkins	M.Johnson	Shaw(nickel)	Rey(LB)	Burfict(LB)	Kirkpatrick	Jones	S.Williams	Iloka
Dec. 11	at Cleveland	Dunlap	Peko	Atkins	M.Johnson	Dansby	Mauluga	Burfict	Kirkpatrick	Jones	S.Williams	Iloka
Dec. 18	PITTSBURGH	Dunlap	Peko	Atkins	M.Johnson	Shaw(nickel)	Rey(LB)	Burfict(LB)	Kirkpatrick	Jones	S.Williams	Iloka
Dec. 24	at Houston	Dunlap	Peko	Atkins	M.Johnson	Dansby(LB)	Shaw(nickel)	Rey(LB)	Dennard	Jones	S.Williams	Iloka
Jan. 1	BALTIMORE	Dunlap	Peko	Atkins	M.Johnson	Dansby(LB)	Shaw(nickel)	Rey(LB)	Kirkpatrick	Jones	S.Williams	Iloka

2016 PARTICIPATION CHART

LEGEND

(NOTE: Position designation indicates start.)
 P — played as a substitute
 DNP — did not play
 IL — inactive list
 PS — practice squad

RI — reserve/injured list
 RPUP — reserve/physically unable to perform list
 RNFI — reserve/non-football injury list
 RNF-I — reserve/non-football illness list
 RSBC — reserve/suspended by commissioner list

RF — reserve/future list
 REX — roster exemption
 ^ — reserve/injured player eligible for return
 * — eligible to practice while on a reserve list
 NWT — not with team

NAME	Cin. G-S	1 @NYJ	2 @Pitt.	3 DEN.	4 MIA.	5 @Dal.	6 @N.E.	7 CLE.	8 WASH.	9 @NYG	10 BUFF.	11 @Balt.	12 PHIL.	13 @Cle.	14 PITT.	15 @Hou.	16 BALT.
Atkins, Geno.....	16-16	DT	DT	DT	DT	DT	DT	DT	DT	DT	DT	DT	DT	DT	DT	DT	DT
Bernard, Giovanni.....	10-2	P	P	P	P	HB	HB	P	P	P	P	RI	RI	RI	RI	RI	RI
Billings, Andrew.....	0-0	RI	RI	RI	RI	RI	RI	RI	RI	RI	RI	RI	RI	RI	RI	RI	RI
Bodine, Russell.....	16-16	C	C	C	C	C	C	C	C	C	C	C	C	C	C	C	C
Boling, Clint.....	14-14	LG	LG	LG	LG	LG	LG	LG	LG	LG	LG	LG	LG	LG	LG	LG	IL
Boyd, Tyler.....	16-2	P	P	P	P	P	P	P	P	P	P	P	WR	P	P	P	WR
Brown, Chykie.....	5-0	P	IL	IL	P	IL	IL	IL	IL	P	P	P	RI	RI	RI	RI	RI
Brown, Ryan.....	0-0	PS	PS	PS	PS	PS	PS	PS	PS	PS	PS	PS	PS	PS	PS	PS	PS
Bullock, Randy.....	3-0	NWT	NWT	NWT	NWT	NWT	NWT	NWT	NWT	NWT	NWT	NWT	NWT	NWT	P	P	P
Burfict, Vontaze.....	11-11	RSBC	RSBC	RSBC	LB	WLB	LB	LB	WLB	LB	LB	LB	WLB	LB	IL	IL	IL
Burkhead, Rex.....	16-1	P	P	P	P	P	P	P	P	P	P	P	P	P	P	P	HB
Carson, Tra.....	0-0	PS	PS	PS	PS	PS	PS	PS	PS	PS	PS	PS	PS	PS	PS	PS	DNP
Clarke, Will.....	16-0	P	P	P	P	P	P	P	P	P	P	P	P	P	P	P	P
Core, Cody.....	8-4	IL	IL	IL	IL	P	IL	IL	IL	P	IL	P	WR	WR	WR	WR	WR
Dalton, Andy.....	16-16	QB	QB	QB	QB	QB	QB	QB	QB	QB	QB	QB	QB	QB	QB	QB	QB
Dansby, Karlos.....	16-7	LB	P	SLB	P	SLB	P	P	SLB	P	P	P	P	SLB	P	LB	LB
Dawson, P.J.....	2-0	PS	PS	PS	PS	PS	PS	PS	PS	PS	PS	PS	PS	PS	P	P	P
Dean, David.....	0-0	PS	PS	PS	PS	PS	PS	PS	PS	PS	PS	PS	PS	PS	PS	PS	PS
Dennard, Darqueze.....	15-3	IL	P	P	LCB	P	P	P	P	P	nkIDB	P	P	P	P	LCB	P
Driskel, Jeff.....	0-0	IL	IL	IL	IL	IL	IL	IL	IL	IL	IL	IL	IL	DNP	IL	IL	IL
Dunlap, Carlos.....	16-16	LDE	LDE	LDE	LDE	LDE	LDE	LDE	LDE	LDE	LDE	LDE	LDE	LDE	LDE	LDE	LDE
Eifert, Tyler.....	8-2	IL	IL	IL	IL	IL	IL	P	P	P	TE	P	P	P	TE	IL	RI
Erickson, Alex.....	16-0	P	P	P	P	P	P	P	P	P	P	P	P	P	P	P	P
Fejedelem, Clayton.....	16-0	P	P	P	P	P	P	P	P	P	P	P	P	P	P	P	P
Fisher, Jake.....	15-3	P	P	P	P	DNP	P	P	P	P	P	P	P	P	ROT	ROT	ROT
Flowers, Marquis.....	16-0	P	P	P	P	P	P	P	P	P	P	P	P	P	P	P	P
Gilberry, Wallace.....	5-0	NWT	NWT	NWT	NWT	NWT	NWT	NWT	NWT	P	P	P	IL	IL	IL	P	P
Green, A.J.....	10-10	WR	WR	WR	WR	WR	WR	WR	WR	WR	WR	IL	IL	IL	IL	IL	RI
Hardison, Marcus.....	0-0	RI	RI	RI	RI	RI	RI	RI	RI	RI	RI	RI	RI	RI	RI	RI	RI
Harris, Clark.....	13-0	P	P	P	P	P	P	P	P	P	P	IL	IL	IL	P	P	P
Hewitt, Ryan.....	16-11	H-B	H-B	H-B	P	H-B	P	P	H-B	H-B	H-B	H-B	H-B	H-B	P	H-B	P
Hill, Jeremy.....	15-13	HB	HB	HB	HB	P	P	HB	HB	HB	HB	HB	HB	HB	HB	HB	IL
Hillary, Darius.....	0-0	PS	PS	PS	PS	NWT	NWT	NWT	NWT	NWT	NWT	NWT	NWT	NWT	NWT	NWT	NWT
Hopkins, Trey.....	1-0	IL	PS	PS	PS	PS	PS	PS	PS	PS	PS	PS	PS	PS	PS	PS	P
Huber, Kevin.....	16-0	P	P	P	P	P	P	P	P	P	P	P	P	P	P	P	P
Hunt, Margus.....	15-0	P	P	P	P	P	P	P	P	IL	P	P	P	P	P	P	P
Iloka, George.....	16-16	FS	FS	FS	FS	FS	FS	FS	FS	FS	FS	FS	FS	FS	FS	FS	FS
Jackson, William.....	0-0	RI^	RI^	RI^	RI^	RI^	RI^	RI^	RI^	RI^	RI^	RI	RI	RI	RI	RI	RI
Johnson, Michael.....	16-16	RDE	RDE	RDE	RDE	RDE	RDE	RDE	RDE	RDE	RDE	RDE	RDE	RDE	RDE	RDE	RDE
Johnson, T.J.....	16-1	P	P	P	P	P	P	P	P	P	P	P	P	P	P	P	LG
Jones, Adam.....	16-16	RCB	RCB	RCB	RCB	RCB	RCB	RCB	RCB	RCB	RCB	RCB	RCB	RCB	RCB	RCB	RCB
Kirkpatrick, Dre.....	15-14	LCB	LCB	LCB	IL	LCB	LCB	LCB	LCB	LCB	LCB	LCB	LCB	LCB	LCB	P	LCB
Kroft, Tyler.....	14-11	P	P	TE	TE	TE	TE	TE	TE	TE	TE	TE	TE	TE	2ndTE	IL	IL
Kumerow, Jake.....	0-0	PS	PS	PS	PS	PS	PS	PS	PS	PS	PS	PS	PS	PS	PS	PS	IL
LaFell, Brandon.....	16-14	WR	WR	P	WR	P	WR	WR	WR	WR	WR	WR	WR	WR	WR	WR	WR
Lengel, Matt.....	0-0	PS	PS	PS	PS	PS	PS	PS	NWT	NWT	NWT	NWT	NWT	NWT	NWT	NWT	NWT
Lewis-Harris, Chris.....	7-0	P	P	P	P	P	P	IL	P	NWT	NWT	NWT	NWT	NWT	NWT	NWT	NWT
Mauluga, Rey.....	14-6	P	LB	MLB	LB	MLB	P	P	MLB	IL	IL	P	P	MLB	P	P	P
McCarron, AJ.....	1-0	DNP	DNP	DNP	DNP	DNP	P	DNP	DNP	DNP	DNP	DNP	DNP	DNP	DNP	DNP	DNP
McRae, Tony.....	0-0	PS	NWT	NWT	NWT	NWT	NWT	NWT	NWT	NWT	NWT	PS	PS	PS	PS	PS	PS
Nugent, Mike.....	13-0	P	P	P	P	P	P	P	P	P	P	P	P	NWT	NWT	NWT	NWT
Ogbuehi, Cedric.....	14-12	ROT	ROT	ROT	ROT	ROT	ROT	ROT	ROT	ROT	ROT	ROT	DNP	P	P	LOT	RI
Ott, Tyler.....	3-0	NWT	NWT	NWT	NWT	NWT	NWT	NWT	NWT	NWT	NWT	P	P	IL	NWT	NWT	NWT
Peerman, Cedric.....	6-0	RI^	RI^	RI^	RI^	RI^	RI^	RI^	RI^	RI^	RI^	P	P	P	P	P	P
Peko, Domata.....	16-16	NT	NT	NT	NT	NT	NT	NT	NT	NT	NT	NT	NT	NT	NT	NT	NT
Redmond, Alex.....	0-0	PS	PS	PS	PS	PS	PS	PS	PS	PS	PS	PS	PS	PS	PS	PS	PS
Rey, Vincent.....	16-12	LB	LB	WLB	P	P	LB	LB	P	LB	LB	P	P	LB	LB	LB	LB
Roach, Trevor.....	4-0	P	P	P	NWT	PS	PS	PS	PS	PS	PS	PS	PS	PS	PS	PS	P
Russell, Alonzo.....	0-0	PS	PS	PS	PS	PS	PS	PS	PS	PS	PS	PS	PS	PS	PS	PS	PS
Russell, KeiVarae.....	5-0	NWT	IL	IL	IL	IL	IL	IL	IL	IL	IL	P	P	P	P	IL	P
Shaw, Josh.....	16-12	nkIDB	nkIDB	P	nkIDB	P	nkIDB	nkIDB	P	nkIDB	nkIDB	SS	nkIDB	P	nkIDB	nkIDB	nkIDB
Sims, Pat.....	16-0	P	P	P	P	P	P	P	P	P	P	P	P	P	P	P	P
Smith, Derron.....	12-0	P	P	P	P	P	P	P	P	P	P	IL	IL	IL	IL	P	P
Thompson, Brandon.....	0-0	RPUP	RPUP	RPUP	RPUP	RPUP	RPUP	RPUP	RPUP	RPUP	RPUP	RPUP*	RPUP*	RPUP*	RPUP	RPUP	RPUP
Uzomah, C.J.....	10-8	TE	TE	P	2ndTE	2ndTE	2ndTE	2ndTE	IL	P	IL	IL	IL	IL	IL	TE	TE
Vigil, Nick.....	16-0	P	P	P	P	P	P	P	P	P	P	P	P	P	P	P	P
Westerman, Christian.....	0-0	IL	IL	IL	IL	IL	IL	IL	IL	IL	IL	IL	IL	IL	IL	DNP	IL
Whitworth, Andrew.....	16-16	LOT	LOT	LOT	LOT	LOT	LOT	LOT	LOT	LOT	LOT	LOT	LOT	LOT	LOT	LG	LOT
Williams, DeShawn.....	4-0	IL	IL	IL	IL	IL	IL	IL	IL	IL	IL	NWT	P	P	P	P	IL
Williams, Shawn.....	15-15	SS	SS	SS	SS	SS	SS	SS	SS	SS	SS	IL	SS	SS	SS	SS	SS
Winston, Eric.....	16-2	P	P	P	P	P	P	P	P	P	P	P	ROT	ROT	P	P	P
Wright, James.....	13-2	P	P	WR	P	IL	P	P	P	IL	P	WR	P	IL	P	P	P
Zeitler, Kevin.....	16-16	RG	RG	RG	RG	RG	RG	RG	RG	RG	RG	RG	RG	RG	RG	RG	RG

2016-17 TRANSACTIONS

(TRANSACTIONS FROM 6-24-15 THROUGH 7-28-16 ARE IN BENGALS' 2016 MEDIA GUIDE)

- July 28, 2016 — Signed S **Jimmy Wilson** (FA).
- Aug. 2, 2016 — Signed H-B **Ryan Hewitt*** to a contract extension.
- Aug. 3, 2016 — Signed CB **Corey Tindal** (FA).
- Aug. 9, 2016 — Signed CB **Tony McRae** (FA).
- Aug. 29, 2016 — Waived the following 11 players: WR **Michael Bennett**; LB **Jayson DiManche**; DE **Jack Gangwish**; WR **Antwane Grant**; LB **Darien Harris**; K **Zach Hocker**; QB **Joe Licata**; FB **Jeff Luc**; TE **John Peters**; S **Floyd Raven**; CB **Corey Tindal**.
- Aug. 30, 2016 — Placed DT **Andrew Billings** on the Reserve/Injured list; Placed DT **Brandon Thompson** on the Reserve/Physically Unable to Perform list; Waived WR **Mario Alford** (injured); Waived K **Jonathan Brown** from the Reserve/Injured list; Terminated the contract of WR **Brandon Tate**.
- Aug. 31, 2016 — WR **Mario Alford** cleared waivers and reverted to the Reserve/Injured list.
- Sept. 2, 2016 — Terminated the contract of S **Jimmy Wilson**.
- Sept. 3, 2016 — Placed DT **Marcus Hardison** on the Reserve Injured list; Placed LB **Vontaze Burfict** on the Reserve/Suspended by Commissioner list; Terminated the contract of CB **Chykie Brown**; Waived WR **Mario Alford** from the Reserve/Injured list (injury settlement); Waived the following 18 players: FB **Andrew Bonnet**, DE **Ryan Brown**, HB **Tra Carson**, C **Alex Cooper**, DT **David Dean**, OT **Aaron Epps**, HB **Bronson Hill**, CB **Darius Hillary**, G **Trey Hopkins**, WR **Jake Kumerow**, TE **Matt Lengel**, CB **Tony McRae**, G **Alex Redmond**, WR **Alonzo Russell**, WR **Rashaun Simonise**, G **Trip Thurman**, OT **John Weidenaar** and QB **Keith Wenning**.
- Sept. 4, 2016 — Acquired QB **Jeff Driskel** on waivers from San Francisco; Waived LB **P.J. Dawson**; Placed CB **William Jackson** and HB **Cedric Peerman** on the Reserve/Injured list; Re-signed CB **Chykie Brown** and G **Trey Hopkins**; Signed the following nine players to the practice squad: DE **Ryan Brown**, HB **Tra Carson**, DT **David Dean**, CB **Darius Hillary**, WR **Jake Kumerow**, TE **Matt Lengel**, CB **Tony McRae**, G **Alex Redmond**, WR **Alonzo Russell**.
- Sept. 7, 2016 — Signed LB **P.J. Dawson** to the practice squad.
- Sept. 15, 2016 — Acquired CB **KeiVarae Russell** on waivers from Kansas City; Waived G **Trey Hopkins**.
- Sept. 16, 2016 — Signed G **Trey Hopkins** to the practice squad; Released CB **Tony McRae** from the practice squad.
- Sept. 26, 2016 — Announced that the NFL granted LB **Vontaze Burfict** (Reserve/Suspended by Commissioner list) a three-day roster exemption to participate in team activities.
- Sept. 29, 2016 — Activated LB **Vontaze Burfict** from exemption status to the 53-player roster; Waived LB **Trevor Roach**.
- Sept. 30, 2016 — Signed LB **Trevor Roach** to the practice squad; Released CB **Darius Hillary** from the practice squad.
- Nov. 2, 2016 — TE **Matt Lengel** (practice squad) signed with New England.
- Nov. 3, 2016 — Waived CB **Chris Lewis-Harris**.
- Nov. 7, 2016 — Signed DE **Wallace Gilberry** (FA).
- Nov. 22, 2016 — Placed HB **Giovani Bernard** on the Reserve/Injured list; Signed LS **Tyler Ott** (FA) to the practice squad; Announced that DT **Brandon Thompson** (Reserve/Physically Unable to Perform list) was eligible to return to practice.
- Nov. 23, 2016 — Announced that HB **Cedric Peerman** was designated for return from the Reserve/Injured list and eligible to practice.
- Nov. 26, 2016 — Activated HB **Cedric Peerman** to the 53-player roster from the Reserve/Injured list; Signed LS **Tyler Ott** signed from practice squad; Waived DT **DeShawn Williams**.
- Nov. 28, 2016 — Re-signed DT **DeShawn Williams**; Placed CB **Chykie Brown** on the Reserve/Injured list.
- Nov. 29, 2016 — Signed CB **Tony McRae** to the practice squad.
- Dec. 13, 2016 — Acquired K **Randy Bullock** on waivers from Pittsburgh; Terminated the contract of K **Mike Nugent**; The three-week period in which DT **Brandon Thompson** (Reserve/Physically Unable to Perform list) was eligible for practice and/or activation to the 53-player roster expired.
- Dec. 20, 2016 — Waived LS **Tyler Ott**.
- Dec. 23, 2016 — Signed LB **P.J. Dawson** from the practice squad.
- Dec. 26, 2016 — Placed G **Clint Boling** and TE **Tyler Eifert** on the Reserve/Injured list.
- Dec. 27, 2016 — Signed WR **Jake Kumerow** and LB **Trevor Roach** from the practice squad.
- Dec. 30, 2016 — Signed HB **Tra Carson** from the practice squad; Placed OT **Cedric Ogbuehi** on the Reserve/Injured list.
- Dec. 31, 2016 — Signed G **Trey Hopkins** from the practice squad; Placed WR **A.J. Green** on the Reserve/Injured list.
- Jan. 2, 2017 — Signed the following five practice squad players to the Reserve/Future list: DE **Ryan Brown**, DT **David Dean**, CB **Tony McRae**, G **Alex Redmond** and WR **Alonzo Russell**.
- Jan. 20, 2017 — Signed K **Jonathan Brown** (FA) to the Reserve/Future list.
- Jan. 24, 2017 — Signed LB **Bryson Albright** (FA) to the Reserve/Future list.
- Jan. 26, 2017 — Re-signed K **Randy Bullock**.
- Feb. 8, 2017 — Acquired WR **Chris Brown** on waivers from Dallas.
- Feb. 10, 2017 — Placed LB **Trevor Roach** on the Reserve/Retired list.
- Feb. 15, 2017 — Signed CB **Bene Benwikere** (FA).
- March 7, 2017 — Announced that a tender offer was made to potential restricted free agent C **T.J. Johnson**.
- March 9, 2017 — Re-signed WR **Brandon LaFell**, just prior to free agency; The contracts expired for the following 11 players, rendering them unrestricted free agents: CB **Chykie Brown**, HB **Rex Burkhead**, LB **Karlos Dansby**, DE **Wallace Gilberry**, DE **Margus Hunt**, CB **Dre Kirkpatrick**, HB **Cedric Peerman**, DT **Domata Peko**, OT **Andrew Whitworth**, OT **Eric Winston**, G **Kevin Zeitler**.
- March 10, 2017 — Re-signed CB **Dre Kirkpatrick** (UFA-Cin.).
- March 11, 2017 — LB **Karlos Dansby** (UFA.-Cin.) signed with Arizona; OT **Andrew Whitworth** (UFA-Cin.) signed with Los Angeles; G **Kevin Zeitler** (UFA.-Cin.) signed with Cleveland.
- March 13, 2017 — Re-signed OT **Eric Winston** (UFA-Cin.); Waived WR **James Wright**; DT **Domata Peko** (UFA-Cin.) signed with Denver.
- March 14, 2017 — HB **Rex Burkhead** (UFA-Cin.) signed with New England; DE **Margus Hunt** (UFA-Cin.) signed with Indianapolis;
- March 16, 2017 — Signed G/OT **Andre Smith** (UFA-Minn.).
- March 17, 2017 — Re-signed C **T.J. Johnson** (RFA-Cin.).
- March 20, 2017 — Signed LB **Kevin Minter** (UFA-Ariz.).
- March 23, 2017 — Re-signed HB **Cedric Peerman** (UFA-Cin.).
- March 25, 2017 — Terminated the contract of LB **Rey Mauluga**.
- March 30, 2017 — Re-signed DE **Wallace Gilberry**.
- April 11, 2017 — Acquired DE **Chris Smith** in a trade with Jacksonville for a conditional 2018 draft choice.
- April 27, 2017 — Selected one player in the annual NFL draft: WR **John Ross** of Washington in Round 1 (ninth overall).
- April 28, 2017 — Exercised option to extend the contract of CB **Darqueze Dennard** by one year through 2018; Acquired a 2017 second-round draft choice (No. 48 overall) and a '17 fourth-round choice (No. 128) from Minnesota in a trade for a '17 second-round choice (No. 41); Selected two players in the annual NFL draft: HB **Joe Mixon** of Oklahoma in Round 2 (48th overall) and DE **Jordan Willis** of Kansas State in Round 3 (73rd).
- April 29, 2017 — Acquired a 2017 sixth-round draft choice (No. 207 overall) from Tennessee in a trade for a '17 sixth-round choice (No. 217) and a '17 seventh-round choice (No. 227); Selected eight players in the annual NFL draft: LB **Carl Lawson** of Auburn in Round 4 (116th overall), WR **Josh Malone** of Tennessee in Round 4 (128th), DT **Ryan Glasgow** of Michigan in Round 4 (138th), K **Jake Elliott** of Memphis in Round 5 (153rd), C **J.J. Dielman** of Utah in Round 5 (176th), LB **Jordan Evans** of Oklahoma in Round 6 (193rd), S **Brandon Wilson** of Houston in Round 6 (207th) and TE **Mason Schreck** of Buffalo in Round 7 (251st).

May 5, 2017 — Signed the following 13 college free agents: LB **Brandon Bell** (CFA-Penn State), TE/FB **Cethan Carter** (CFA-Nebraska), S **Demetrious Cox** (CFA-Michigan State), WR **Karel Hamilton** (CFA-Samford), FB **Darrin Laufasa** (CFA-Texas-El Paso), OT **Landon Lechler** (CFA-North Dakota State), WR **Monty Madaris** (CFA-Michigan State), LB **Hardy Nickerson** (CFA-Illinois), G/OT **Kent Perkins** (CFA-Texas), G/OT **Dustin Stanton** (CFA-Oregon State), DT **Josh Tupou** (CFA-Colorado), HB **Jarveon Williams** (CFA-Texas-San Antonio) and HB **Stanley Williams** (CFA-

Kentucky).

May 7, 2017 — Signed WR **John Ross** (D1) and LB **Carl Lawson** (D4a).
May 15, 2017 — Signed K **Jake Elliott** (D5a), LB **Jordan Evans** (D6b), DT **Ryan Glasgow** (D4c), TE **Mason Schreck** (D7) and S **Brandon Wilson** (D6a).
May 17, 2017 — Signed WR **Josh Malone** (D4b).
June 2, 2017 — Signed HB **Joe Mixon** (D2).
June 7, 2017 — Signed C/G **J.J. Dielman** (D5b).
June 8, 2017 — Signed DE **Jordan Willis** (D3).

* *NOTE: Signed a new contract before finishing the final season(s) of existing contract.*

2016 GAME SUMMARIES

WEEK 1, GAME 1

Cincinnati Bengals 23, N.Y. Jets 22 Sunday, Sept. 11, 2016 at MetLife Stadium

The Bengals survived a seesaw battle to win a road season opener for the third year in a row. They trailed 7-0 but blocked a 22-yard Jets FG try to avoid getting two scores down. They came back to lead 10-7, but trailed 16-13 at halftime. They led 20-16, but later trailed 22-20. With 58 seconds left, K Mike Nugent got the winning points on a 47-yard FG. The Jets' last chance for a comeback was snuffed with 40 seconds remaining when second-year CB Josh Shaw intercepted a pass from QB Ryan Fitzpatrick. QB Andy Dalton posted a 114.0 passer rating despite being sacked seven times. It was the first Bengals win with seven or more sacks allowed since 1990. WR A.J. Green posted NFL-leading totals for Week 1 with 12 receptions and 180 receiving yards.

SCORE BY PERIODS	1	2	3	4	OT	PTS.
Cincinnati.....	3	10	7	3	—	23
N.Y. Jets.....	7	9	0	6	—	22

TEAM — SCORING PLAY	QTR.-LEFT
NYJ — Q.Enunwa 3 pass from R.Fitzpatrick (N.Folk kick).....	1-7:40
Cin. — M.Nugent 33 field goal.....	1-1:29
Cin. — A.Green 54 pass from A.Dalton (M.Nugent kick).....	2-11:23
NYJ — E.Decker 15 pass from R.Fitzpatrick (kick failed).....	2-9:38
NYJ — N.Folk 45 field goal.....	2-3:19
Cin. — M.Nugent 21 field goal.....	2-0:00
Cin. — J.Hill 12 run (M.Nugent kick).....	3-3:09
NYJ — N.Folk 20 field goal.....	4-11:26
NYJ — N.Folk 23 field goal.....	4-3:23
Cin. — M.Nugent 47 field goal.....	4-0:54

Missed FGs: M.Nugent (52WR), N.Folk (22B).
Attendance: 78,160. Time: 3:01.

TEAM STATISTICS	CIN.	NYJ
First downs.....	18	22
Third down conversions-attempts.....	3-11	4-12
Total net yards.....	381	340
Net yards rushing.....	57	152
Net yards passing.....	324	188
Pass attempts-completions-interceptions.....	30-23-1	35-19-1
Sacks against-yards lost.....	7-42	1-1
Punts-average.....	3-48.0	3-51.3
Punt returns-yards.....	2-21	2-11
Kickoff returns-yards.....	3-50	3-110
Penalties-yards.....	5-44	7-95
Fumbles-lost.....	0-0	1-0
Time of possession.....	25:07	34:53

RUSHING									
CIN.	ATT	YDS	LG	TD	NYJ	ATT	YDS	LG	TD
J.Hill	9	31	12t	1	M.Forte	22	96	14	0
G.Bernard	5	25	11	0	B.Powell	4	41	16	0
A.Dalton	3	7	5	0	R.Fitzpatrick	4	15	9	0
J.Wright	2	-6	2	0					
TOTALS	19	57	12	1	TOTALS	30	152	16	0

PASSING									
CIN.	ATT	CMP	YDS	TD-I	NYJ	ATT	CMP	YDS	TD-I
A.Dalton	30	23	366	1-1	R.Fitzpatrick	35	19	189	2-1
TOTALS	30	23	366	1-1	TOTALS	35	19	189	2-1

RECEIVING									
CIN.	NO	YDS	LG	TD	NYJ	NO	YDS	LG	TD
A.Green	12	180	54t	1	Q.Enunwa	7	54	23	1
B.LaFell	4	91	49	0	M.Forte	5	59	24	0
C.Uzomah	2	59	54	0	B.Marshall	3	32	18	0
T.Boyd	2	24	14	0	E.Decker	2	37	22	1
G.Bernard	2	5	4	0	B.Powell	2	7	7	0
J.Wright	1	7	7	0					
TOTALS	23	366	54t	1	TOTALS	19	189	24	2

DEFENSE									
Cincinnati (press box stats) — ST-AT-TT: K.Dansby 5-6-11, V.Rey 5-4-9, S.Williams 4-5-9, A.Jones 5-1-6, C.Dunlap 4-1-5, G.Atkins 3-1-4, G.Iloka 2-2-4, J.Shaw 3-0-3, C.Lewis-Harris 2-1-3, M.Johnson 0-2-2, D.Peko 0-2-2, P.Sims 0-2-2, M.Hunt 1-0-1, D.Kirkpatrick 0-1-1. SKS.-YDS.: G.Atkins 1-1. INT.-YDS.: Shaw 1-0. PD: C.Dunlap 2, M.Hunt 2, M.Johnson 1, D.Kirkpatrick 1, J.Shaw 1. FF: None. FR-YDS.: None.									
N.Y. Jets (press box stats) — ST-AT-TT: D.Revis 5-2-7, M.Wilkerson 5-2-7, D.Lee 3-3-6, L.Williams 3-3-6, S.McLendon 5-0-5, M.Williams 3-1-4, D.Harris 2-2-4, B.Skrine 2-1-3, L.Mauldin 1-2-3, M.Gilchrist 2-0-2, L.Thomas 1-1-2, E.Henderson 1-0-1. SKS.-YDS.: L.Williams 2-5-19.5, M.Wilkerson 1-5-7.5, S.McLendon 2-14, L.Mauldin 1-1. INT.-YDS.: M.Williams 1-14. PD: D.Harris 1, M.Williams 1. FF: None. FR-YDS.: None.									

WEEK 2, GAME 2

Pittsburgh Steelers 24, Cincinnati Bengals 16 Sunday, Sept. 18, 2016 at Heinz Field

The red zone told a big part of the story as the Bengals fell one score short against the Steelers. Cincinnati was held to FGs on each of its three possessions inside the Pittsburgh 20-yard line, while the Steelers score TDs on each of their two penetrations. Trailing 24-9 after Pittsburgh scored a TD with 6:48 left, the Bengals got their first TD of the day on a 75-yard drive. Cincinnati's defense then got a three-and-out, and the offense drove to a first down at the Steelers' 39 at the two-minute warning. But rookie WR Tyler Boyd, who had posted good numbers for the day in his hometown, had a lost fumble on the next play. The Bengals contended that replay video did not support the fumble call, but the fumble ruling was upheld after review. Bengals QB Andy Dalton passed for 366 yards for the second straight game and ended Week 2 as the NFL passing yards leader, but Cincinnati had a poor rushing output for the second straight week, netting only 46 yards on 18 carries. The Bengals fell to 1-1 on the season, and Pittsburgh improved to 2-0.

SCORE BY PERIODS	1	2	3	4	OT	PTS.
Cincinnati.....	3	3	3	7	—	16
Pittsburgh.....	7	3	7	7	—	24

TEAM — SCORING PLAY	QTR.-LEFT
Pitt. — X.Grimble 20 pass from B.Roethlisberger (C.Boswell kick).....	1-3:46
Pitt. — M.Nugent 25 field goal.....	1-0:23
Pitt. — C.Boswell 49 field goal.....	2-4:10
Cin. — M.Nugent 33 field goal.....	2-0:00
Pitt. — J.James 9 pass from B.Roethlisberger (C.Boswell kick).....	3-6:16
Cin. — M.Nugent 21 field goal.....	3-2:10
Pitt. — D.Williams 4 pass from B.Roethlisberger (C.Boswell kick).....	4-6:48
Cin. — G.Bernard 25 pass from A.Dalton (M.Nugent kick).....	4-3:25

Missed FGs: None. Attendance: 65,072. Time: 3:14.

TEAM STATISTICS	CIN.	PITT.
First downs.....	21	19
Third down conversions-attempts.....	4-16	7-17
Total net yards.....	412	374
Net yards rushing.....	46	124
Net yards passing.....	366	250
Pass attempts-completions-interceptions.....	54-31-0	37-19-2
Sacks against-yards lost.....	1-0	1-9
Punts-average.....	9-45.2	8-47.1
Punt returns-yards.....	3-19	5-45
Kickoff returns-yards.....	0-0	1-22
Penalties-yards.....	5-31	5-54
Fumbles-lost.....	2-2	0-0
Time of possession.....	27:05	32:55

RUSHING									
CIN.	ATT	YDS	LG	TD	PITT.	ATT	YDS	LG	TD
J.Hill	11	22	5	0	D.Williams	32	94	11	0
G.Bernard	5	17	10	0	B.Roethlisberger	1	14	14	0
A.Dalton	2	7	5	0	S.Coates	1	6	6	0
					D.Richardson	1	6	6	0
					F.Toussaint	1	4	4	0
TOTALS	18	46	10	0	TOTALS	36	124	14	0

PASSING									
CIN.	ATT	CMP	YDS	TD-I	PITT.	ATT	CMP	YDS	TD-I
A.Dalton	54	31	366	1-0	B.Roethlisberger	37	19	259	3-2
TOTALS	54	31	366	1-0	TOTALS	37	19	259	3-2

RECEIVING									
CIN.	NO	YDS	LG	TD	PITT.	NO	YDS	LG	TD
G.Bernard	9	100	25t	1	A.Brown	4	39	17	0
T.Boyd	6	78	29	0	D.Williams	4	38	20	1
B.LaFell	3	39	17	0	J.James	3	29	11	1
J.Hill	3	37	25	0	S.Coates	2	97	53	0
T.Kroft	3	35	21	0	X.Grimble	2	26	20t	1
C.Uzomah	3	9	5	0	E.Rogers	1	9	9	0
A.Green	2	38	21	0	F.Toussaint	1	9	9	0
A.Erickson	1	20	20	0	D.Heyward-Bey	1	7	7	0
J.Wright	1	10	10	0	D.Johnson	1	5	5	0
TOTALS	31	366	29	1	TOTALS	19	259	53	3

DEFENSE									
Cincinnati (press box stats) — ST-AT-TT: K.Dansby 8-2-10, R.Mauluga 6-1-7, V.Rey 3-3-6, S.Williams 5-0-5, C.Dunlap 3-2-5, D.Peko 3-2-5, G.Iloka 3-1-4, M.Johnson 3-1-4, A.Jones 3-1-4, D.Dennard 3-0-3, P.Sims 2-1-3, G.Atkins 1-2-3, D.Kirkpatrick 2-0-2, M.Hunt 1-1-2, W.Clarke 1-0-1, J.Shaw 0-1-1. SKS.-YDS.: W.Clarke 1-9. INT.-YDS.: A.Jones 1-2, D.Kirkpatrick 1-0. PD: A.Jones 2, D.Kirkpatrick 2, K.Dansby 1, G.Iloka 1. FF: None. FR-YDS.: None.									
Pittsburgh (press box stats) — ST-AT-TT: R.Shazier 6-6-12, R.Golden 5-3-8, L.Timmons 6-1-7, W.Gay 4-0-4, M.Mitchell 3-1-4, S.Tuitt 3-1-4, R.Cockrell 2-1-3, A.Moats 1-2-3, C.Heyward 2-0-2, A.Burns 1-1-2, J.Jones 1-1-2, A.Chickillo 1-0-1, S.Davis 1-0-1, J.Hargrave 1-0-1, J.Harrison 1-0-1, D.McCullers 1-0-1, R.Mathews 0-1-1. SKS.-YDS.: A.Moats 1-0. INT.-YDS.: None. PD: R.Cockrell 2, W.Gay 2, C.Heyward 2. FF: J.Harrison 1. FR-YDS.: R.Golden 1-21, C.Heyward 1-1.									

WEEK 3, GAME 3

Denver Broncos 29, Cincinnati Bengals 17
Sunday, Sept. 25, 2016 at Paul Brown Stadium

The Bengals took a 17-16 lead early in the fourth quarter, on a 34-yard FG by K Mike Nugent, but the defending NFL champion Broncos ruled Paul Brown Stadium's "Jungle" from that point. Denver responded with final-period TD drives of 82 and 83 yards, capping the 83-yarder with a 50-yard pass from second-year QB Trevor Siemian to WR Demaryius Thomas. It was the fourth TD pass of the day for Siemian, taking over at Denver for legendary QB Peyton Manning. The Bengals held earlier leads of 7-0 and 14-10 in the game. HB Jeremy Hill had a pair of rushing TDs for Cincinnati, plus a 50-yard run, and Bengals DE Carlos Dunlap had the 50th sack of his career, but the day belonged to Denver, which ran its record to 3-0 while the Bengals fell to 1-2. The game left the Bengals with a sub-.500 record for the first time in 50 games, since they lost in the season opener of 2013.

SCORE BY PERIODS table with columns 1, 2, 3, 4, OT, PTS. Denver 3, 13, 0, 13, —, 29. Cincinnati 7, 7, 0, 3, —, 17.

TEAM — SCORING PLAY table with columns QTR, LEFT. Includes plays like J.Hill 3 run, B.McManus 20 field goal, E.Sanders 41 pass from T.Siemian, etc.

Missed FGs: None. Attendance: 63,850. Time: 3:05.

TEAM STATISTICS table with columns DEN, CIN. Includes First downs, Total net yards, Net yards rushing, etc.

RUSHING table with columns DEN, CIN. Includes C.Anderson, D.Booker, T.Siemian, A.Janovich, J.Norwood.

PASSING table with columns DEN, CIN. Includes T.Siemian, A.Dalton.

RECEIVING table with columns DEN, CIN. Includes E.Sanders, D.Thomas, J.Phillips, J.Heurman, D.Booker, A.Janovich, B.Fowler, C.Latimer, C.Anderson.

DEFENSE table with columns DEN, CIN. Includes B.Marshall, D.Stewart, S.Ray, B.Roby, T.Ward, J.Crick, V.Miller, A.Golsis, S.Barrett, S.Keo, D.Kilgo, C.Nelson, D.Watson, B.Winn.

Denver (press box stats) — ST-AT-TT: B.Marshall 4-5-9, D.Stewart 4-2-6, S.Ray 3-3-6, T.Davis 5-0-5, A.Talib 5-0-5, C.Harris Jr. 4-1-5, D.Wolfe 4-0-4, W.Parks 2-0-2, B.Roby 2-0-2, T.Ward 2-0-2, J.Crick 1-1-2, V.Miller 1-1-2, A.Golsis 0-2-2, S.Barrett 1-0-1, S.Keo 1-0-1, D.Kilgo 1-0-1, C.Nelson 1-0-1, D.Watson 1-0-1, B.Winn 1-0-1. SKS.-YDS.: S.Ray 3-17, V.Miller 1-5. INT.-YDS.: W.Parks 1-1. PD: C.Harris Jr. 1, W.Parks 1, A.Talib 1, T.Ward 1. FF: None. FR-YDS.: None.

Cincinnati (press box stats) — ST-AT-TT: A.Jones 5-2-7, V.Rey 5-2-7, D.Peko 4-1-5, S.Williams 2-3-5, G.Iloka 4-0-4, R.Mauluga 2-2-4, M.Hunt 2-1-3, C.Dunlap 1-2-3, J.Shaw 1-2-3, D.Kirkpatrick 2-0-2, G.Atkins 1-1-2, W.Clarke 1-1-2, P.Sims 1-1-2, D.Smith 0-2-2, K.Dansby 1-0-1, D.Dennard 1-0-1. SKS.-YDS.: C.Dunlap 1-6, W.Clarke 1-3. INT.-YDS.: None. PD: K.Dansby 1, C.Dunlap 1, A.Jones 1, R.Mauluga 1, S.Williams 1. FF: A.Jones. FR-YDS.: K.Dansby 1-0.

WEEK 4, GAME 4

Cincinnati Bengals 22, Miami Dolphins 7
Thursday night, Sept. 29, 2016 at Paul Brown Stadium

Miami stunned the Bengals with a 74-yard TD pass on its second offensive play, but the Bengals weathered the blow and dominated the Dolphins, particularly on defense, for the remainder of the Thursday night game. Cincinnati logged five sacks, including two with one forced fumble by DE Carlos Dunlap, and the Dolphins managed only 43 offensive snaps, 222 net yards and a 2-for-11 reading on third downs. WR A.J. Green led the Cincinnati offense, with 10 catches for 173 yards and the team's only TD. K Mike Nugent provided the 15-point margin of victory with five FGs in five attempts, tying his NFL career high. The win lifted the Bengals to a 7-5 record in Thursday night play. Cincinnati improved to 2-2, while the Dolphins fell to 1-3.

SCORE BY PERIODS table with columns 1, 2, 3, 4, OT, PTS. Miami 7, 0, 0, 0, —, 7. Cincinnati 10, 6, 3, 3, —, 22.

TEAM — SCORING PLAY table with columns QTR, LEFT. Includes plays like M.Nugent 42 field goal, K.Stills 74 pass from R.Tannehill, A.Green 7 pass from A.Dalton, etc.

Missed FGs: None. Attendance: 60,834. Time: 2:51.

TEAM STATISTICS table with columns MIA, CIN. Includes First downs, Total net yards, Net yards rushing, etc.

RUSHING table with columns MIA, CIN. Includes J.Ajayi, K.Drake, D.Williams, I.Pead.

PASSING table with columns MIA, CIN. Includes R.Tannehill, A.Dalton.

RECEIVING table with columns MIA, CIN. Includes J.Landry, D.Parker, J.Ajayi, K.Stills, D.Sims, D.Williams, I.Pead.

DEFENSE

Miami (press box stats) — ST-AT-TT: R.Jones 5-4-9, K.Alonso 5-3-8, X.Howard 5-1-6, I.Abul-Quddus 2-4-6, J.Jones 2-4-6, T.Lippett 1-5-6, N.Suh 3-2-5, N.Hewitt 3-1-4, B.McCain 2-2-4, A.Branch 2-1-3, D.Buller 2-1-3, M.Thomas 2-1-3, M.Williams 2-1-3, J.Phillips 2-0-2, S.Paysinger 1-1-2, J.Warmsley 0-1-1. SKS.-YDS.: B.McCain 1-11. INT.-YDS.: None. PD: T.Lippett 2, R.Jones 1, B.McCain 1, S.Paysinger 1, M.Williams 1. FF: A.Branch 1. FR-YDS.: None.

Cincinnati (press box stats) — ST-AT-TT: D.Dennard 4-2-6, C.Dunlap 4-1-5, K.Dansby 2-2-4, S.Williams 3-0-3, V.Burfict 2-1-3, G.Iloka 2-1-3, J.Shaw 1-2-3, G.Atkins 1-1-2, W.Clarke 1-1-2, A.Jones 1-1-2, R.Mauluga 0-2-2, D.Peko 0-2-2, P.Sims 0-2-2, C.Lewis-Harris 1-0-1, V.Rey 1-0-1, M.Johnson 0-1-1. SKS.-YDS.: C.Dunlap 2-14, G.Atkins 1.5-10.5, W.Clarke 1-0, M.Johnson 0.5-4.5. INT.-YDS.: C.Lewis-Harris 1-11. PD: C.Dunlap 2, C.Lewis-Harris 2, V.Burfict 1, D.Peko 1, V.Rey 1. FF: C.Dunlap 1. FR-YDS.: D.Peko 1-0.

WEEK 5, GAME 5

Dallas Cowboys 28, Cincinnati Bengals 14
Sunday, Oct. 9, 2016 at AT&T Stadium

The Bengals trailed by 28 points in a game (28-0) for the first time since the 2012 season opener and suffered only their fifth loss in the last 21 games against an NFC opponent. The Dallas rookie duo of QB Dak Prescott and RB Ezekiel Elliott, supported by one of the NFL's best offensive lines, ruled the day. Prescott posted a 117.9 passer rating, and Elliott gained 171 yards from scrimmage, including 134 yards rushing on 15 carries (8.9-yard average). The Bengals offense was unable to get on track until the fourth quarter. The Cowboys scored TDs on their first three possessions and put the game effectively out of reach when Elliott authored a 60-yard TD run on Dallas' first offensive play of the second half. The Bengals fell to 2-3 while the Cowboys improved to 4-1.

SCORE BY PERIODS table with columns 1, 2, 3, 4, OT, PTS. Rows for Cincinnati and Dallas.

TEAM — SCORING PLAY QTR.-LEFT table listing plays like E.Elliott 13 run, D.Prescott 5 run, etc.

Missed FGs: None. Attendance: 91,653. Time: 2:47.

TEAM STATISTICS CIN. DALL. table with rows for First downs, Third down conversions, Total net yards, etc.

RUSHING CIN. DALL. table with columns ATT, YDS, LG, TD and player names.

PASSING CIN. DALL. table with columns ATT, CMP, YDS, TD-I and player names.

RECEIVING CIN. DALL. table with columns NO, YDS, LG, TD and player names.

DEFENSE table with columns ST-AT-TT and player names.

Cincinnati (press box stats) — ST-AT-TT: V.Burfict 9-1-10, M.Johnson 5-1-6, A.Jones 4-1-5, C.Dunlap 3-1-4, P.Sims 2-2-4, K.Dansby 2-1-3, S.Williams 2-1-3, D.Kirkpatrick 2-0-2, V.Rey 1-1-2, J.Shaw 1-1-2, D.Dennard 1-0-1, R.Mauluga 1-0-1, G.Iloka 0-1-1, D.Peko 0-1-1. SKS.-YDS.: C.Dunlap 1-5. INT.-YDS.: None. PD: A.Jones 1, D.Kirkpatrick 1. FF: C.Dunlap 1. FR-YDS.: V.Rey 1-10.

Dallas (press box stats) — ST-AT-TT: S.Lee 5-5-10, B.Church 7-1-8, T.McClain 4-2-6, A.Brown 3-3-6, J.Durant 3-3-6, B.Jones 4-0-4, A.Hitchens 1-3-4, M.Claiborne 3-0-3, J.Wilcox 3-0-3, B.Mayowa 1-2-3, B.Carr 2-0-2, C.Thornton 1-1-2, T.Crawford 0-2-2, R.Davis 1-0-1, M.Collins 0-1-1, J.Crawford 0-1-1, A.Gachkar 0-1-1. SKS.-YDS.: T.McClain 1-5-8.5, C.Thornton 1-6, B.Mayowa 1-4, J.Crawford 0.5-1.5. INT.-YDS.: None. PD: M.Claiborne 2, B.Carr 1, B.Jones 1. FF: None. FR-YDS.: None.

WEEK 6, GAME 6

New England Patriots 35, Cincinnati Bengals 17
Sunday, Oct. 16, 2016 at Gillette Stadium

The Bengals got off to a promising start against the Patriots, who were 48-1 in their last 49 regular-season home games against AFC opponents. Cincinnati held leads of 7-3 in the second quarter and 14-10 in the third. But the roof fell in for Cincinnati after New England closed the gap to 14-12 in the third quarter by sacking QB Andy Dalton for a safety. The Patriots took the ensuing Bengals free kick and drove 68 yards in five plays for a TD, and after a Cincinnati three-and-out, New England went 53 yards in just four plays for another TD and a 25-14 lead entering the fourth quarter. Dalton posted a 103.4 passer rating, but New England QB Tom Brady, in his first home game of the season after missing time due to a suspension, scorched the Bengals for a 140.0 rating, completing 29 of 35 (82.9 percent) for 376 yards, three TDs and no INTs. The Bengals fell to 2-4, while New England improved to 5-1.

SCORE BY PERIODS table with columns 1, 2, 3, 4, OT, PTS. Rows for Cincinnati and New England.

TEAM — SCORING PLAY QTR.-LEFT table listing plays like S.Gostkowski 46 field goal, A.Dalton 2 run, etc.

Missed FGs: None. Attendance: 66,829. Time: 3:03.

TEAM STATISTICS CIN. N.E. table with rows for First downs, Third down conversions, Total net yards, etc.

RUSHING CIN. N.E. table with columns ATT, YDS, LG, TD and player names.

PASSING CIN. N.E. table with columns ATT, CMP, YDS, TD-I and player names.

RECEIVING CIN. N.E. table with columns NO, YDS, LG, TD and player names.

DEFENSE table with columns ST-AT-TT and player names.

Cincinnati (press box stats) — ST-AT-TT: S.Williams 5-4-9, J.Shaw 7-1-8, V.Burfict 4-4-8, K.Dansby 1-7-8, D.Kirkpatrick 4-1-5, G.Atkins 2-1-3, G.Iloka 2-1-3, M.Johnson 2-1-3, A.Jones 1-2-3, P.Sims 1-2-3, M.Hunt 2-0-2, R.Mauluga 1-1-2, V.Rey 1-1-2, D.Peko 1-0-1, D.Smith 1-0-1. SKS.-YDS.: V.Burfict 1-8, M.Johnson 1-5, P.Sims 1-5. INT.-YDS.: None. PD: None. FF: None. FR-YDS.: None.

New England (press box stats) — ST-AT-TT: D.Hightower 3-10-13, D.McCourty 6-1-7, A.Branch 3-3-6, E.Roberts 1-5-6, L.Ryan 5-0-5, P.Chung 2-3-5, M.Brown 1-4-5, R.Ninkovich 2-2-4, D.Harmon 3-0-3, M.Butler 2-1-3, C.Long 1-2-3, B.Mingo 2-0-2, T.Flowers 1-1-2, A.Johnson 1-1-2, J.Sheard 0-2-2, E.Rowe 1-0-1, W.Hamilton 0-1-1. SKS.-YDS.: D.Hightower 1.5-12.5, J.Sheard 0.5-4.5. INT.-YDS.: None. PD: M.Butler 4, D.McCourty 1, E.Rowe 1. FF: None. FR-YDS.: None.

WEEK 7, GAME 7

Cincinnati Bengals 31, Cleveland Browns 17
Sunday, Oct. 23, 2016 at Paul Brown Stadium

The Bengals won their fourth straight game in the "Battle of Ohio" series and extended their series lead to 47-39, establishing a new largest margin (eight games) in series history. They did it with a 559-yard offensive explosion, their most net yards since 1990 and the seventh-highest total in franchise history.

SCORE BY PERIODS table with columns 1, 2, 3, 4, OT, PTS. for Cleveland and Cincinnati.

TEAM — SCORING PLAY QTR.-LEFT

Scoring play list for Cincinnati including G. Bernard 5 run, C. Parkey 28 field goal, I. Crowell 1 run, B. LaFell 44 pass, A. Green 48 pass, K. Hogan 28 run, J. Hill 74 run, M. Nugent 36 field goal.

Missed FGs: M.Nugent (40WR, 45RU). Attendance: 65,047. Time: 2:50.

TEAM STATISTICS CLE. CIN.

Team statistics table for Cleveland and Cincinnati including First downs, Third down conversions, Total net yards, Net yards rushing, Net yards passing, Pass attempts, Sacks, Punts, Kickoff returns, Penalties, Fumbles, and Time of possession.

RUSHING

Rushing statistics table with columns CLE., ATT, YDS, LG, TD, CIN., ATT, YDS, LG, TD.

PASSING

Passing statistics table with columns CLE., ATT, CMP, YDS, TD-I, CIN., ATT, CMP, YDS, TD-I.

RECEIVING

Receiving statistics table with columns CLE., NO, YDS, LG, TD, CIN., NO, YDS, LG, TD.

DEFENSE

Cleveland (press box stats) — ST-AT-TT: C.Kirksey 4-4-8, E.Ogbah 5-1-6, J.Taylor 3-2-5, B.Boddy-Calhoun 4-0-4, X.Cooper 3-1-4, T.Howard 3-1-4, D.Davis 2-2-4, D.Kindred 2-2-4, J.Meder 2-2-4, C.Nassib 2-2-4, D.Shelton 3-0-3, T.Williams 2-1-3, I.Campbell 2-0-2. SKS.-YDS.: E.Ogbah 2-12, C.Kirksey 0.5-4, C.Nassib 0.5-4. INT.-YDS.: None. PD: B.Boddy-Calhoun 1, C.Kirksey 1. FF: None. FR-YDS.: None.

Cincinnati (press box stats) — ST-AT-TT: K.Dansby 9-2-11, G.Iloka 8-2-10, V.Burfict 5-3-8, S.Williams 3-2-5, D.Kirkpatrick 4-0-4, M.Johnson 3-0-3, C.Dunlap 1-2-3, W.Clarke 1-1-2, R.Maulaluga 1-1-2, D.Peko 1-1-2, P.Sims 1-1-2, A.Jones 1-0-1, V.Rey 1-0-1, D.Smith 1-0-1, D.Dennard 0-1-1. SKS.-YDS.: C.Dunlap 1-6, S.Williams 1-4. INT.-YDS.: S.Williams 1-13, V.Rey 1-6. PD: V.Burfict 1, K.Dansby 1, D.Dennard 1, C.Dunlap 1, S.Williams 1. FF: None. FR-YDS.: None.

WEEK 8, GAME 8

Cincinnati Bengals 27, Washington Redskins 27 (OT)
Sunday, Oct. 30, 2016 at Wembley Stadium (London, England)

Appearing for the first time in the NFL's International Series, at London's famed Wembley Stadium, the Bengals played their third tie in their last nine seasons, with missed place kicks playing a significant role in the deadlocked result. Bengals K Mike Nugent missed a PAT in the third quarter, a factor in the game reaching OT, and Redskins K Dustin Hopkins missed a 34-yard FG try late in the OT period.

SCORE BY PERIODS table with columns 1, 2, 3, 4, OT, PTS. for Washington and Cincinnati.

TEAM — SCORING PLAY QTR.-LEFT

Scoring play list for Washington and Cincinnati including R. Kelley 4 run, G. Bernard 8 run, D. Hopkins 20 field goal, T. Eifert 15 pass, A. Dalton (kick failed), A. Dalton 1 run, J. Reed 23 pass, J. Crowder 33 pass, J. Hill 1 run, D. Hopkins 40 field goal.

Missed FGs: D.Hopkins (55SH, 34WL), M.Nugent (51WL). Attendance: 84,488. Time: 3:56.

TEAM STATISTICS WASH. CIN.

Team statistics table for Washington and Cincinnati including First downs, Third down conversions, Total net yards, Net yards rushing, Net yards passing, Pass attempts, Sacks, Punts, Kickoff returns, Penalties, Fumbles, and Time of possession.

RUSHING

Rushing statistics table with columns WASH., ATT, YDS, LG, TD, CIN., ATT, YDS, LG, TD.

PASSING

Passing statistics table with columns WASH., ATT, CMP, YDS, TD-I, CIN., ATT, CMP, YDS, TD-I.

RECEIVING

Receiving statistics table with columns WASH., NO, YDS, LG, TD, CIN., NO, YDS, LG, TD.

DEFENSE

Washington (press box stats) — ST-AT-TT: W.Compton 8-2-10, D.Whitner 8-1-9, K.Fuller 7-0-7, J.Norman 6-0-6, C.Baker 5-0-5, D.Ihenacho 4-0-4, M.Foster 3-1-4, B.Breeland 3-0-3, R.Kerrigan 3-0-3, P.Smith 3-0-3, S.Cravens 2-0-2, Q.Dunbar 2-0-2, T.Murphy 2-0-2, E.Hood 1-1-2, R.Jean Francois 1-0-1, C.Jenkins 0-1-1. SKS.-YDS.: C.Baker 1-9, R.Kerrigan 1-8, S.Cravens 1-4. INT.-YDS.: W.Compton 1-5. PD: J.Norman 3, W.Compton 1, S.Cravens 1, D.Ihenacho 1, R.Kerrigan 1. FF: C.Baker 1. FR-YDS.: A.Lanier 1-0.

Cincinnati (press box stats) — ST-AT-TT: V.Burfict 10-0-10, S.Williams 9-0-9, K.Dansby 6-0-6, D.Kirkpatrick 6-0-6, V.Rey 6-0-6, J.Shaw 6-0-6, G.Iloka 5-0-5, A.Jones 4-0-4, D.Peko 4-0-4, C.Dunlap 3-0-3, G.Atkins 2-0-2, R.Maulaluga 2-0-2, W.Clarke 1-0-1, D.Dennard 1-0-1, M.Johnson 1-0-1. SKS.-YDS.: G.Atkins 1-12. INT.-YDS.: G.Iloka 1-0. PD: C.Dunlap 1, G.Iloka 1. FF: None. FR-YDS.: None.

WEEK 10, GAME 9

N.Y. Giants 21, Cincinnati Bengals 20
Monday night, Nov. 14, 2016 at MetLife Stadium

Trailing 14-10 at halftime at MetLife Stadium, the Bengals came out strong to start the third quarter. Rookie WR Alex Erickson took the opening kickoff 84 yards to the New York 13-yard line, setting up a nine-yard TD from by HB Jeremy Hill for a 17-14 lead. The Bengals defense then forced a Giants three-and-out, and back came the Bengals offense again. QB Andy Dalton led the team 41 yards in six plays to the Giants' 20, and on play seven, it seemed for an instant that rookie WR Tyler Boyd had made an excellent mid-air catch on third down for another TD. But Boyd could not control the ball through his collision with the turf, and an incompleteness was ruled. Cincinnati had to settle for a FG, keeping the game a one-score affair at 20-14, and the Giants scored what proved to be the winning TD early in the fourth quarter, converting a fourth-and-goal gamble from the Cincinnati three on a pass from QB Eli Manning to rookie WR Sterling Shepard. The Bengals fell to 3-5-1, while the Giants improved to 7-3.

SCORE BY PERIODS table with columns 1, 2, 3, 4, OT, PTS. Cincinnati: 7, 3, 10, 0, —, 20. N.Y. Giants: 7, 7, 0, 7, —, 21.

TEAM — SCORING PLAY QTR.-LEFT table listing plays like NYG — J.Adams 10 pass from E.Manning (R.Gould kick) 1-11:05.

Missed FGs: None. Attendance: 76,218. Time: 3:12.

TEAM STATISTICS CIN. NYG table with rows for First downs, Third down conversions, Total net yards, etc.

RUSHING CIN. NYG table with columns ATT, YDS, LG, TD for players like J.Hill, G.Bernard, A.Dalton.

PASSING CIN. NYG table with columns ATT, CMP, YDS, TD-I for players like A.Dalton, E.Manning.

RECEIVING CIN. NYG table with columns NO, YDS, LG, TD for players like A.Green, T.Eifert, G.Bernard.

DEFENSE

Cincinnati (press box stats) — ST-AT-TT: V.Rey 9-5-14, V.Burfict 9-2-11, G.Iloka 6-3-9, D.Dennard 5-1-6, M.Johnson 4-1-5, D.Kirkpatrick 2-3-5, S.Williams 4-0-4, K.Dansby 2-2-4, A.Jones 2-1-3, D.Peko 0-3-3, G.Atkins 2-0-2, W.Clarke 2-0-2, J.Shaw 1-1-2, P.Sims 1-1-2, C.Dunlap 1-0-1, W.Gilberry 1-0-1. SKS.-YDS.: G.Atkins 1-11. INT.-YDS.: D.Kirkpatrick 1-21, G.Iloka 1-0. PD: V.Burfict 1, K.Dansby 1, C.Dunlap 1, G.Iloka 1, D.Kirkpatrick 1. FF: V.Burfict 1. FR-YDS.: None.

N.Y. Giants (press box stats) — ST-AT-TT: O.Vernon 4-6-10, D.Harrison 6-2-8, J.Jenkins 6-0-6, L.Collins 5-0-5, J.Casillas 3-2-5, J.Pierre-Paul 2-3-5, K.Sheppard 3-0-3, C.Sensabaugh 2-1-3, D.Kennard 2-0-2, T.Wade 2-0-2, D.Rodgers-Cromartie 1-1-2, K.Robinson 0-2-2, E.Apple 1-0-1, J.Bromley 1-0-1, J.Hankins 1-0-1, R.Thomas 1-0-1, A.Adams 0-1-1. SKS.-YDS.: O.Vernon 1-7, R.Thomas 1-4, J.Casillas 0.5-3.5, D.Harrison 0.5-3.5. INT.-YDS.: L.Collins 1-0. PD: J.Pierre-Paul 2, O.Beckham 1, L.Collins 1, J.Jenkins 1, D.Rodgers-Cromartie 1, T.Wade 1. FF: None. FR-YDS.: None.

WEEK 11, GAME 10

Buffalo Bills 16, Cincinnati Bengals 12
Sunday, Nov. 20, 2016 at Paul Brown Stadium

The Bengals allowed Buffalo only six points in the second half, on a pair of FGs, but Cincinnati was blanked in the second half for the first time on the season and was unable to hold a 12-10 halftime lead. Cincinnati had the ball at the Buffalo 27 with :03 to play, but a FG to tie or win the game was not an option, largely because K Mike Nugent had missed both his PAT tries in the first half, each one bouncing off an upright. The Bengals' only chance to win at the gun was with a Hail Mary pass, and QB Andy Dalton's attempt fell incomplete. The Bengals played virtually the entire game without leading WR A.J. Green, who suffered a hamstring injury on the third offensive snap, and at the very end of the game, HB Giovani Bernard suffered a major knee injury (ACL). Cincinnati fell to 3-6-1, its poorest 10-game record since 2010, but the team remained alive for a possible AFC North Division title, trailing Baltimore and Pittsburgh by only one and one-half games. Buffalo improved to 5-5.

SCORE BY PERIODS 1 2 3 4 OT PTS. Buffalo: 7, 3, 3, 3, —, 16. Cincinnati: 6, 6, 0, 0, —, 12.

TEAM — SCORING PLAY QTR.-LEFT table listing plays like Buff. — L.McCoy 7 run (D.Carpenter kick) 1-8:52.

Missed FGs: None. Attendance: 61,356. Time: 3:05.

TEAM STATISTICS BUFF. CIN. table with rows for First downs, Third down conversions, Total net yards, etc.

RUSHING BUFF. CIN. table with columns ATT, YDS, LG, TD for players like M.Gillislee, T.Taylor, L.McCoy.

PASSING BUFF. CIN. table with columns ATT, CMP, YDS, TD-I for players like T.Taylor, A.Dalton.

RECEIVING BUFF. CIN. table with columns NO, YDS, LG, TD for players like C.Clay, R.Woods, B.Tate.

DEFENSE

Buffalo (press box stats) — ST-AT-TT: Z.Brown 8-4-12, S.Gilmore 5-1-6, C.Graham 4-2-6, L.Alexander 2-3-5, P.Brown 3-1-4, K.Williams 3-1-4, R.Darby 2-2-4, M.Dareus 2-2-4, N.Robey-Coleman 2-1-3, K.Seymour 2-0-2, J.Worthy 1-1-2, A.Washington 0-2-2, L.Douzable 1-0-1, J.Hughes 1-0-1, J.Ihedigbo 1-0-1, S.Lawson 1-0-1. SKS.-YDS.: M.Dareus 0.5-0, A.Washington 0.5-0. INT.-YDS.: S.Gilmore 2-56. PD: S.Gilmore 3, P.Brown 1, R.Darby 1, M.Dareus 1, C.Graham 1, N.Robey-Coleman 1, K.Seymour 1. FF: None. FR-YDS.: None.

Cincinnati (press box stats) — ST-AT-TT: V.Burfict 11-2-13, K.Dansby 4-5-9, V.Rey 5-3-8, D.Dennard 4-1-5, A.Jones 4-1-5, M.Johnson 3-2-5, J.Shaw 2-1-3, C.Dunlap 1-2-3, N.Vigil 2-0-2, D.Kirkpatrick 1-1-2, S.Williams 1-1-2, D.Peko 0-2-2, D.Smith 0-2-2, G.Atkins 1-0-1, W.Gilberry 1-0-1, G.Iloka 1-0-1, P.Sims 1-0-1, W.Clarke 0-1-1. SKS.-YDS.: V.Burfict 1-3, C.Dunlap 0.5-2, M.Johnson 0.5-2. INT.-YDS.: D.Kirkpatrick 1-0. PD: D.Kirkpatrick 1, M.Johnson 1, A.Jones 1, D.Peko 1, D.Smith 1. FF: None. FR-YDS.: None.

WEEK 12, GAME 11

Baltimore Ravens 19, Cincinnati Bengals 14
Sunday, Nov. 27, 2016 at M&T Bank Stadium

The Bengals were looking for a sixth straight victory over Baltimore, as well as a third straight win at M&T Stadium. But they had an uphill fight all the way and fell 16 yards short in a final bid to force OT or try for a lead with a two-point conversion.

SCORE BY PERIODS table with columns 1, 2, 3, 4, OT, PTS. Cincinnati: 0, 3, 6, 5, —, 14. Baltimore: 10, 6, 0, 3, —, 19.

TEAM — SCORING PLAY QTR.-LEFT table listing plays like B.Perriman 14 pass from J.Flacco (J.Tucker kick) and J.Tucker 52 field goal.

Missed FGs: None. Attendance: 70,903. Time: 3:05.

TEAM STATISTICS CIN. BALT. table with rows for First downs, Third down conversions-attempts, Total net yards, etc.

RUSHING CIN. BALT. table with columns ATT, YDS, LG, TD and rows for R.Burkhead, J.Hill, A.Dalton, etc.

PASSING CIN. BALT. table with columns ATT, CMP, YDS, TD-I and rows for A.Dalton, J.Flacco, etc.

RECEIVING CIN. BALT. table with columns NO, YDS, LG, TD and rows for J.Hill, T.Eifert, T.Boyd, etc.

DEFENSE

Cincinnati (press box stats) — ST-AT-TT: V.Burfict 10-3-13, D.Dennard 4-4-8, M.Johnson 6-0-6, J.Shaw 5-1-6, K.Dansby 4-1-5, P.Sims 2-2-4, C.Dunlap 3-0-3, C.Fejedelem 3-0-3, W.Gilberry 3-0-3, A.Jones 3-0-3, G.Iloka 2-1-3, D.Kirkpatrick 1-1-2, W.Clarke 1-0-1, R.Mauluga 1-0-1, V.Rey 0-1-1. SKS.-YDS.: C.Dunlap 1-10, M.Johnson 1-5. INT.-YDS.: R.Mauluga 1-9. PD: C.Dunlap 2, D.Kirkpatrick 1, R.Mauluga 1. FF: None. FR-YDS.: None.

Baltimore (press box stats) — ST-AT-TT: Z.Orr 6-5-11, L.Webb 7-1-8, E.Weddle 5-2-7, T.Young 4-0-4, S.Wright 3-1-4, C.Mosley 2-2-4, B.Williams 2-2-4, T.Suggs 3-0-3, J.Powens 2-1-3, A.McClellan 2-0-2, M.Pierce 1-1-2, E.Dumervil 1-0-1, L.Guy 1-0-1, M.Judon 1-0-1, T.Jernigan 0-1-1. SKS.-YDS.: T.Suggs 2-17, E.Dumervil 1-5. INT.-YDS.: None. PD: M.Judon 2, T.Young 2, C.Mosley 1, T.Suggs 1, B.Urban 1, L.Webb 1, E.Weddle 1. FF: T.Suggs 2, E.Dumervil 1. FR-YDS.: E.Dumervil 1-0, L.Guy 1.

WEEK 13, GAME 12

Cincinnati Bengals 32, Philadelphia Eagles 14
Sunday, Dec. 4, 2016 at Paul Brown Stadium

The Bengals scored on their first six possessions (three TDs and three FGs) for the first time since Game 7 of 2009, and with a defensive performance that was particularly strong early in the game, the Eagles were quickly dispatched.

SCORE BY PERIODS table with columns 1, 2, 3, 4, OT, PTS. Philadelphia: 0, 0, 7, 7, —, 14. Cincinnati: 10, 9, 10, 3, —, 32.

TEAM — SCORING PLAY QTR.-LEFT table listing plays like M.Nugent 32 field goal and J.Hill 2 run (M.Nugent kick).

Missed FGs: C.Sturgis (51RU). Attendance: 55,456. Time: 3:03.

TEAM STATISTICS PHIL. CIN. table with rows for First downs, Third down conversions-attempts, Total net yards, etc.

RUSHING PHIL. CIN. table with columns ATT, YDS, LG, TD and rows for W.Smallwood, C.Wentz, J.Hill, etc.

PASSING PHIL. CIN. table with columns ATT, CMP, YDS, TD-I and rows for C.Wentz, A.Dalton, etc.

RECEIVING PHIL. CIN. table with columns NO, YDS, LG, TD and rows for Z.Ertz, P.Turner, D.Sproles, etc.

DEFENSE

Philadelphia (press box stats) — ST-AT-TT: L.McKelvin 7-2-9, B.Graham 6-3-9, N.Bradham 5-3-8, R.McLeod 3-4-7, J.Watkins 5-1-6, M.Jenkins 0-5-5, N.Carroll 2-2-4, J.Hicks 2-1-3, C.Barwin 1-2-3, J.Mills 2-0-2, B.Allen 0-2-2, F.Cox 0-2-2, M.Smith 1-0-1, V.Curry 0-1-1. SKS.-YDS.: None. INT.-YDS.: None. PD: F.Cox 1. FF: N.Bradham 1, B.Logan 1. FR-YDS.: M.Kendricks 1-15, B.Logan 1-0.

Cincinnati (press box stats) — ST-AT-TT: V.Burfict 10-5-15, A.Jones 9-0-9, K.Dansby 3-2-5, S.Williams 3-2-5, G.Iloka 2-3-5, D.Dennard 3-1-4, C.Dunlap 0-4-4, D.Kirkpatrick 3-0-3, V.Rey 2-1-3, P.Sims 2-1-3, M.Hunt 1-1-2, M.Johnson 1-0-1, G.Atkins 0-1-1, W.Clarke 0-1-1, R.Mauluga 0-1-1, D.Peko 0-1-1, J.Shaw 0-1-1, D.Williams 0-1-1. SKS.-YDS.: C.Dunlap 0-5-1, D.Williams 0-5-1. INT.-YDS.: V.Burfict 2-54, S.Williams 1-1. PD: V.Burfict 4, C.Dunlap 4, G.Iloka 3, D.Peko 1, V.Rey 1, J.Shaw 1, S.Williams 1. FF: None. FR-YDS.: None.

WEEK 14, GAME 13

Pittsburgh Steelers 24, Cincinnati Bengals 20
Sunday, Dec. 18, 2016 at Paul Brown Stadium

Cincinnati Bengals 23, Cleveland Browns 10
Sunday, Dec. 11, 2016 at FirstEnergy Stadium

The Bengals ran their record in the "Battle of Ohio" series to 48-39, extending to nine games the largest margin in series history. Cincinnati scored TDs on its first two possessions on a windy and snowy day, and the Bengals added a second-quarter TD for a 20-0 intermission lead. The winless Browns showed signs of life in the second half, closing to within 20-10 early in the fourth quarter, but the game's only other score was a 44-yard FG by Cincinnati K Mike Nugent with 8:38 to play. The Bengals rushed for 213 yards, their second-highest total of the season, behind only 271 yards in their home win over Cleveland. QB Andy Dalton posted a 112.2 passer rating, with two TDs to TE Tyler Eifert, as the Bengals improved to 5-7-1 and remained alive for the postseason. The Browns fell to 0-13.

The Bengals led the Steelers by 17-3 early in the second quarter and by 20-9 at halftime, but they fell victim to a season-long trend of reduced production in the second half. The Steelers won the second half by 15-0 and limited Cincinnati to 38 net yards after intermission. The loss eliminated the Bengals from playoff contention, ending a streak of five consecutive years qualifying for postseason play. Even had the Bengals won the game, results elsewhere in the league would have ended their playoff hopes. Steelers K Chris Boswell booted five FGs, second-most ever in a game by a Bengals opponent. The Bengals fell to 5-8-1, and the Steelers improved to 9-5.

SCORE BY PERIODS table with columns 1, 2, 3, 4, OT, PTS. Cincinnati: 13, 7, 0, 3, 23. Cleveland: 0, 0, 7, 3, 10.

SCORE BY PERIODS table with columns 1, 2, 3, 4, OT, PTS. Pittsburgh: 3, 6, 6, 9, 24. Cincinnati: 10, 10, 0, 0, 20.

TEAM - SCORING PLAY table with columns QTR, LEFT, and play details. Includes T.Eifert 14 pass from A.Dalton, J.Hill 1 run, T.Eifert 5 pass from A.Dalton, R.Griffin 1 run, C.Parkey 30 field goal, M.Nugent 44 field goal.

TEAM - SCORING PLAY table with columns QTR, LEFT, and play details. Includes R.Bullock 23 field goal, C.Boswell 45 field goal, A.Dalton 1 run, J.Hill 4 run, C.Boswell 49 field goal, R.Bullock 22 field goal, C.Boswell 49 field goal, C.Boswell 40 field goal, C.Boswell 49 field goal, C.Boswell 30 field goal, E.Rogers 24 pass from B.Roethlisberger.

Missed FGs: M.Nugent (36WR). Attendance: 60,028. Time: 2:54.

Missed FGs: None. Attendance: 62,096. Time: 3:15.

TEAM STATISTICS table with columns CIN, CLE. Rows include First downs, Third down conversions-attempts, Total net yards, Net yards rushing, Net yards passing, Pass attempts-completions-interceptions, Sacks against-yards lost, Punts-average, Punt returns-yards, Kickoff returns-yards, Penalties-yards, Fumbles-lost, Time of possession.

TEAM STATISTICS table with columns PITT, CIN. Rows include First downs, Third down conversions-attempts, Total net yards, Net yards rushing, Net yards passing, Pass attempts-completions-interceptions, Sacks against-yards lost, Punts-average, Punt returns-yards, Kickoff returns-yards, Penalties-yards, Fumbles-lost, Time of possession.

RUSHING table with columns CIN, ATT, YDS, LG, TD, CLE, ATT, YDS, LG, TD. Includes J.Hill, R.Burkhead, T.Boyd, A.Dalton, TOTALS.

RUSHING table with columns PITT, ATT, YDS, LG, TD, CIN, ATT, YDS, LG, TD. Includes L.Bell, S.Coates, B.Roethlisberger, TOTALS.

PASSING table with columns CIN, ATT, CMP, YDS, TD-I, CLE, ATT, CMP, YDS, TD-I. Includes A.Dalton, TOTALS.

PASSING table with columns PITT, ATT, CMP, YDS, TD-I, CIN, ATT, CMP, YDS, TD-I. Includes B.Roethlisberger, TOTALS.

RECEIVING table with columns CIN, NO, YDS, LG, TD, CLE, NO, YDS, LG, TD. Includes T.Boyd, T.Eifert, J.Hill, B.LaFell, A.Erickson, C.Core, R.Burkhead, TOTALS.

RECEIVING table with columns PITT, NO, YDS, LG, TD, CIN, NO, YDS, LG, TD. Includes E.Rogers, L.Green, L.Bell, A.Brown, C.Hamilton, D.Johnson, S.Coates, TOTALS.

DEFENSE table with columns ST, AT, TT, player name, and stats. Includes K.Dansby, G.Atkins, S.Williams, A.Jones, D.Kirkpatrick, G.Iloka, V.Rey, C.Dunlap, N.Vigil, D.Williams, M.Johnson, J.Shaw, G.Atkins, K.Dansby, G.Iloka, M.Johnson, S.Williams.

DEFENSE table with columns ST, AT, TT, player name, and stats. Includes J.Harrison, L.Timmons, S.Davis, M.Mitchell, R.Shazier, A.Burns, B.Dupree, D.McCullers, R.Cockrell, W.Gay, R.Mathews, S.Tuitt, J.Hargrave, R.Shazier, L.Timmons, A.Burns, R.Cockrell, R.Shazier, L.Timmons.

Cleveland (press box stats) - ST-AT-TT: J.Collins 13-2-15, D.Davis 5-2-7, D.Shelton 5-2-7, J.Haden 4-2-6, E.Ogbah 3-3-6, J.Taylor 5-0-5, I.Campbell 2-2-4, B.Boddy-Calhoun 3-0-3, J.Meder 3-0-3, T.Williams 3-0-3, C.Johnson 1-2-3, C.Kirksey 1-2-3, S.Paea 0-3-3, C.Nassib 1-0-1, E.Reynolds 1-0-1. SKS.-YDS.: E.Ogbah 1.5-12.5, C.Johnson 1-10, J.Collins 1-8, S.Paea 0.5-2.5. INT.-YDS.: None. PD: None. FF: C.Johnson 1. FR-YDS.: None.

Cincinnati (press box stats) - ST-AT-TT: V.Burfict 2-7-9, S.Williams 5-3-8, C.Dunlap 3-4-7, J.Shaw 3-2-5, P.Sims 0-5-5, G.Iloka 2-2-4, D.Peko 2-2-4, K.Dansby 0-4-4, A.Jones 2-1-3, N.Vigil 2-1-3, G.Atkins 1-2-3, R.Mauluga 1-2-3, V.Rey 1-2-3, M.Hunt 0-3-3, D.Kirkpatrick 1-1-2, M.Johnson 1-0-1, D.Dennard 0-1-1. SKS.-YDS.: G.Atkins 1-1. INT.-YDS.: None. PD: A.Jones 2, V.Burfict 1, C.Dunlap 1, D.Kirkpatrick 1, J.Shaw 1. FF: None. FR-YDS.: None.

WEEK 16, GAME 15

Houston Texans 12, Cincinnati Bengals 10
Saturday night, Dec. 24, 2016 at NRG Stadium

The Bengals drove 60 yards in 12 plays as the clock wound down in the fourth quarter at Houston, setting up a 43-yard FG attempt that could have won the game for them on the final play. But K Randy Bullock's try sailed wide right, and Houston escaped with a two-point win that clinched the AFC South Division title for the Texans. Ironically, Bullock had made a 43-yard FG on the last play of the first half, the first score of the game. The Bengals took a 10-6 lead early in the fourth quarter when WR Brandon LaFell took a short pass from QB Andy Dalton and turned it into an 86-yard sprint for a TD. It was the longest completion of Dalton's career and the longest by a Bengal since 1995. But after the LaFell score, the Texans struck back on their next possession for a 75-yard, four-play TD drive. Bengals DE Margus Hunt blocked Houston's PAT try, keeping the Bengals within a FG of re-taking the lead, but the opportunity proved moot when Bullock's kick at the gun was wide. The Bengals fell to 5-9-1 on the season, and Houston improved to 9-6.

SCORE BY PERIODS table with columns 1, 2, 3, 4, OT, PTS. Cincinnati 0, 3, 0, 7, —, 10. Houston 0, 0, 3, 9, —, 12.

TEAM — SCORING PLAY QTR.-LEFT table listing plays like R.Bullock 43 field goal, N.Novak 25 field goal, etc.

Missed FGs: R.Bullock (43WR). Attendance: 71,836. Time: 2:43.

TEAM STATISTICS CIN. HOU. table with rows for First downs, Third down conversions, Total net yards, etc.

RUSHING CIN. HOU. table with columns ATT, YDS, LG, TD for players like R.Burkhead, J.Hill, etc.

PASSING CIN. HOU. table with columns ATT, CMP, YDS, TD-I for players like A.Dalton, T.Savage, etc.

RECEIVING CIN. HOU. table with columns NO, YDS, LG, TD for players like C.Core, B.LaFell, etc.

DEFENSE table with columns ST-AT-TT for players like K.Dansby, V.Rey, G.Iloka, etc.

WEEK 17, GAME 16

Cincinnati Bengals 27, Baltimore Ravens 10
Sunday, Jan. 1, 2017 at Paul Brown Stadium

The Bengals won their final regular-season home game for the fifth straight year and the ninth in the last 10. The Bengals had TD drives of 59 and 60 yards on their first two possessions, and a pair of K Randy Bullock FGs helped push Cincinnati to a 20-3 halftime lead. The Bengals played with most of their top skill-position players on the injured list, but HB Rex Burkhead had career highs in rushing yards (119) and yards from scrimmage (144) and rookie WR Cody Core had a team-best 82 receiving yards. LB Karlos Dansby's 11 tackles, plus INTs by S Shawn Williams and CB KeiVarae Russell, led the defense. The Bengals finished the season allowing fewer than 20 points in six of the last seven games, with an average yield of 15.0 for the seven games. The Bengals finished the season at 6-9-1 while dropping the Ravens to 8-8.

SCORE BY PERIODS table with columns 1, 2, 3, 4, OT, PTS. Baltimore 3, 0, 0, 7, —, 10. Cincinnati 14, 6, 0, 7, —, 27.

TEAM — SCORING PLAY QTR.-LEFT table listing plays like R.Burkhead 5 run, J.Tucker 30 field goal, etc.

Missed FGs: None. Attendance: 54,944. Time: 2:50.

TEAM STATISTICS BALT. CIN. table with rows for First downs, Third down conversions, Total net yards, etc.

RUSHING BALT. CIN. table with columns ATT, YDS, LG, TD for players like K.Dixon, T.West, etc.

PASSING BALT. CIN. table with columns ATT, CMP, YDS, TD-I for players like J.Flacco, R.Mallett, etc.

RECEIVING BALT. CIN. table with columns NO, YDS, LG, TD for players like D.Pitta, B.Perriman, etc.

DEFENSE table with columns ST-AT-TT for players like C.Mosley, L.Webb, M.Pierce, etc.

2016 PRESEASON STATISTICS

RECORD: 1-3

DATE	W-L	SCORE	OPPONENT	ATTENDANCE
8-12	L	16-17	MINNESOTA	50,737
8-18	W	30-14	at Detroit	58,709
8-28	L	21-26	at Jacksonville	59,812
9-1	L	10-13	INDIANAPOLIS	55,184

TEAM STATISTICS		BENGALS	OPPONENTS
TOTAL FIRST DOWNS	74	66
Rushing	27	13
Passing	40	47
Penalty	7	6
3rd Down: Made-Att	24-54	25-57
3rd Down Pct.	44.4	43.9
4th Down: Made-Att	1-3	3-3
4th Down Pct.	33.3	100.0
POSSESSION AVG.	30:32	29:28
TOTAL NET YARDS	1203	1237
Avg. Per Game	300.8	309.3
Total Plays	250	242
Avg. Per Play	4.8	5.1
NET YARDS RUSHING	348	311
Avg. Per Game	87.0	77.8
Total Rushes	111	101
NET YARDS PASSING	855	926
Avg. Per Game	213.8	231.5
Sacked-Yards Lost	7-48	2-12
Gross Yards	903	938
Att.-Completions	132-77	139-92
Completion Pct.	58.3	66.2
Had Intercepted	4	4
PUNTS-AVG.	19-41.7	20-45.4
Net Punting Avg.	19-34.6	20-33.4
PENALTIES-YARDS	25-182	31-226
FUMBLES-BALLS LOST	3-1	5-2
TOUCHDOWNS	10	7
Rushing	3	3
Passing	5	3
Returns	2	1

SCORE BY PERIODS	1	2	3	4	OT	PTS
BENGALS	14	27	10	26	0	77
OPPONENTS	3	16	18	33	0	70

SCORING	TD	TD-R	TD-P	TD-Rt	K-PAT	FG	S	PTS
Alex Erickson	3	0	2	1	—	—	0	18
Mike Nugent	0	0	0	0	7-8	3-5	0	16
Jeremy Hill	2	2	0	0	—	—	0	12
Giovani Bernard	1	0	1	0	—	—	0	6
Tyler Boyd	1	0	1	0	—	—	0	6
Alonzo Russell	1	0	1	0	—	—	0	6
Derron Smith	1	0	0	1	—	—	0	6
Keith Wenning	1	1	0	0	—	—	0	6
Zach Hocker	0	0	0	0	1-1	0-0	0	1
BENGALS	10	3	5	2	8-9	3-5	0	77
OPPONENTS	7	3	3	1	4-4	6-6	0	70

Two-point conversions: None. BENGALS 0-1 (0-0 R, 0-1 P), OPPONENTS 3-3 (2-2 R, 1-1 P).

Sack-yards: Carlos Dunlap 1-10, Geno Atkins 1-2. BENGALS 2-12, OPPONENTS 7-48.

Fumbles-lost: Tra Carson 1-1, Bronson Hill 1-0, T.J. Johnson 1-0. BENGALS 3-1, OPPONENTS 5-2.

RUSHING	ATT	YDS	AVG	LG	TD
Tra Carson	35	85	2.4	19	0
Bronson Hill	21	54	2.6	21	0
Jeremy Hill	14	53	3.8	10	2
Giovani Bernard	12	50	4.2	11	0
Rex Burkhead	4	42	10.5	18	0
Keith Wenning	4	27	6.8	14	1
AJ McCarron	3	16	5.3	11	0
Alex Erickson	2	11	5.5	8	0
Cedric Peerman	14	7	0.5	5	0
Andy Dalton	1	4	4.0	4	0
Joe Licata	1	-1	-1.0	-1	0
BENGALS	111	348	3.1	21	3
OPPONENTS	101	311	3.1	24	3

RECEIVING	REC	YDS	AVG	LG	TD
Cody Core	8	135	16.9	53	0
Alex Erickson	7	77	11.0	22	2
A.J. Green	6	53	8.8	15	0
Tyler Boyd	5	92	18.4	40	1
Matt Lengel	5	48	9.6	21	0
James Wright	5	39	7.8	11	0
Bronson Hill	5	21	4.2	7	0
Jake Kumerow	4	67	16.8	23	0
Brandon Tate	4	49	12.3	20	0
Tra Carson	4	42	10.5	15	0
Giovani Bernard	4	37	9.3	19	1
Rex Burkhead	3	31	10.3	12	0
Alonzo Russell	3	25	8.3	15	1
Cedric Peerman	3	15	5.0	7	0
Rashaun Simonse	2	64	32.0	47	0
Antwane Grant	2	30	15.0	16	0
Jeremy Hill	2	29	14.5	28	0
Andrew Bonnet	1	15	15.0	15	0
Mario Alford	1	14	14.0	14	0
C.J. Uzomah	1	10	10.0	10	0
Brandon LaFell	1	8	8.0	8	0
John Peters	1	2	2.0	2	0
BENGALS	77	903	11.7	53	5
OPPONENTS	92	938	10.2	49	3

INTERCEPTIONS	NO	YDS	AVG	LG	TD
Derron Smith	1	60	60.0	60	1
Floyd Raven	1	26	26.0	26	0
Jimmy Wilson	1	3	3.0	3	0
Nick Vigil	1	1	1.0	1	0
BENGALS	4	90	22.5	60	1
OPPONENTS	4	63	15.8	62	1

PUNTING	NO	YDS	AVG	NET	TB	IN-20	LG	BLK.
Kevin Huber	19	792	41.7	34.6	3	6	56	0
BENGALS	19	792	41.7	34.6	3	6	56	0
OPPONENTS	20	908	45.4	33.4	0	9	61	0

PUNT RETURNS	NO	FC	YDS	AVG	LG	TD
Alex Erickson	6	3	185	30.8	80	1
Tyler Boyd	2	0	30	15.0	24	0
Brandon Tate	2	1	16	8.0	10	0
Mario Alford	1	1	9	9.0	9	0
BENGALS	11	5	240	21.8	80	1
OPPONENTS	8	4	74	9.3	20	0

KICKOFF RETURNS	NO	YDS	AVG	LG	TD
Tony McRae	4	106	26.5	34	0
Brandon Tate	4	101	25.3	36	0
Mario Alford	1	30	30.0	30	0
Rex Burkhead	1	30	30.0	30	0
Alex Erickson	1	31	31.0	31	0
Bronson Hill	1	10	10.0	10	0
BENGALS	12	308	25.7	36	0
OPPONENTS	12	327	27.3	39	0

FIELD GOALS	1-19	20-29	30-39	40-49	50+
Mike Nugent	0-0	2-2	0-0	0-2	1-1
BENGALS	0-0	2-2	0-0	0-2	1-1
OPPONENTS	0-0	2-2	2-2	1-1	1-1

Mike Nugent: (48WR, 23G), (45WL, 50G), (—), (21G).
Opponents: (51G), (24G, 30G), (29G), (46G, 38G).

DEFENSE*	ST	AT	TT	SKS-YDS	INT-YDS	PD	FF	FR-YDS
Nick Vigil	8	9	17	0-0	1-1	1	0	0-0
Marquis Flowers	13	2	15	0-0	0-0	0	1	0-0
Chykie Brown	11	4	15	0-0	0-0	3	0	0-0
Trevor Roach	10	3	13	0-0	0-0	0	0	0-0
Darius Hillary	9	1	10	0-0	0-0	0	0	0-0
Chris Lewis-Harris	9	1	10	0-0	0-0	0	1	0-0
DeShawn Williams	3	7	10	0-0	0-0	1	0	0-0
Derron Smith	8	1	9	0-0	1-60	2	0	0-0
Clayton Fejedelem	7	2	9	0-0	0-0	0	0	0-0
Tony McRae	6	2	8	0-0	0-0	0	0	0-0
David Dean	5	3	8	0-0	0-0	0	0	0-0
P.J. Dawson	4	4	8	0-0	0-0	0	0	1-0
Corey Tindal	6	1	7	0-0	0-0	0	0	0-0
Floyd Raven	5	2	7	0-0	1-26	1	0	0-0
Josh Shaw	3	4	7	0-0	0-0	0	0	0-0
Vincent Rey	3	3	6	0-0	0-0	0	0	1-16
Jimmy Wilson	4	1	5	0-0	1-3	1	0	0-0
Will Clarke	3	2	5	0-0	0-0	2	0	0-0
Michael Johnson	4	0	4	0-0	0-0	0	0	0-0
Pat Sims	4	0	4	0-0	0-0	0	0	0-0
Margus Hunt	3	1	4	0-0	0-0	0	0	0-0
Shawn Williams	3	1	4	0-0	0-0	0	0	0-0
Darien Harris	2	2	4	0-0	0-0	0	0	0-0
Marcus Hardison	3	0	3	0-0	0-0	0	0	0-0
Dre Kirkpatrick	3	0	3	0-0	0-0	1	0	0-0
Ryan Brown	2	1	3	0-0	0-0	0	0	0-0
Carlos Dunlap	2	1	3	1-10	0-0	0	1	0-0
Jack Gangwish	1	2	3	0-0	0-0	0	0	0-0
Rey Mauluga	2	0	2	0-0	0-0	0	1	0-0
Domata Peko	2	0	2	0-0	0-0	0	0	0-0
Karlos Dansby	1	1	2	0-0	0-0	0	0	0-0
Geno Atkins	1	0	1	1-2	0-0	0	0	0-0
George Iloka	1	0	1	0-0	0-0	0	0	0-0

SPECIAL TEAMS*	ST	AT	TT	FR-YDS	BP	BFG	BXP
Clayton Fejedelem	4	0	4	0-0	0	0	0
P.J. Dawson	2	0	2	0-0	0	0	0
Chris Lewis-Harris	2	0	2	0-0	0	0	0
James Wright	2	0	2	0-0	0	0	0
Andrew Bonnet	1	0	1	0-0	0	0	0
Rex Burkhead	1	0	1	0-0	0	0	0
Jayson DilManche	1	0	1	0-0	0	0	0
Clark Harris	1	0	1	0-0	0	0	0
Jeff Luc	1	0	1	0-0	0	0	0
Floyd Raven	1	0	1	0-0	0	0	0
Nick Vigil	1	0	1	0-0	0	0	0
Cody Core	0	1	1	0-0	0	0	0
Darien Harris	0	1	1	0-0	0	0	0
Darius Hillary	0	1	1	0-0	0	0	0
Mike Nugent	0	1	1	0-0	0	0	0
Cedric Peerman	0	1	1	0-0	0	0	0
Derron Smith	0	1	1	0-0	0	0	0

PASSING	ATT	CMP	YDS	CMP%	YDS/ATT	TD	TD%	INT	INT%	LG	SKD-YDS	RAT
AJ McCarron	55	36	422	65.5	7.7	3	5.5	0	0.0	53	3-18	106.8
Keith Wenning	43	21	212	48.8	4.9	1	2.3	2	4.7	22	1-5	51.7
Andy Dalton	24	17	187	70.8	7.7	1	4.2	0	0.0	28	1-4	107.5
Joe Licata	10	3	82	30.0	8.2	0	0.0	2	20.0	47	2-21	21

2016 PRESEASON PARTICIPATION CHART

LEGEND


(NOTE: Position designation indicates start.)
 P — played as a substitute
 DNP — did not play

RI — reserve/injured list
 RPUP — reserve/physically unable to perform list
 RNFI — reserve/non-football injury list

NWT — not with team
 REX — roster exemption
 # — unsigned

NAME	Cin. G-S	1 MINN.	2 @Det.	3 @Jax.	4 IND.
Alford, Mario	1-0	P	DNP	DNP	RI
Atkins, Geno	3-3	DT	DT	DT	DNP
Bennett, Michael	3-0	P	P	P	NWT
Bernard, Giovanni	3-0	P	P	P	DNP
Billings, Andrew	0-0	DNP	DNP	DNP	RI
Bodine, Russell	3-3	C	C	C	DNP
Boling, Clint	3-3	LG	LG	LG	DNP
Bonnet, Andrew	4-1	P	P	P	FB
Boyd, Tyler	4-2	P	WR	P	WR
Brown, Chykie	4-1	P	P	P	RCB
Brown, Jonathan	0-0	RI	RI	RI	NWT
Brown, Ryan	4-0	P	P	P	P
Burfict, Vontaze	0-0	DNP	DNP	DNP	DNP
Burkhead, Rex	1-0	DNP	P	DNP	DNP
Carson, Tra	4-1	P	P	P	HB
Clarke, Will	4-1	P	P	P	RDE
Cooper, Alex	4-1	P	P	P	LG
Core, Cody	4-0	P	P	P	P
Dalton, Andy	3-3	QB	QB	QB	DNP
Dansby, Karlos	3-2	SLB	P	SLB	DNP
Dawson, P.J.	3-1	P	P	DNP	SLB
Dean, David	4-1	P	P	P	NT
Dennard, Darqueze	0-0	DNP	DNP	DNP	DNP
DilManche, Jayson	3-0	P	P	P	NWT
Dunlap, Carlos	3-3	LDE	LDE	LDE	DNP
Effert, Tyler	0-0	DNP	DNP	DNP	DNP
Epps, Aaron	4-1	P	P	P	ROT
Erickson, Alex	4-0	P	P	P	P
Fejedelem, Clayton	4-0	P	P	P	P
Fisher, Jake	2-2	LOT	ROT	DNP	DNP
Flowers, Marquis	4-0	P	P	P	P
Gangwish, Jack	3-0	P	P	P	NWT
Grant, Antwane	3-0	P	P	P	NWT
Green, A.J.	3-3	WR	WR	WR	DNP
Hardison, Marcus	3-0	P	P	P	DNP
Harris, Clark	4-0	P	P	P	P
Harris, Darien	3-0	P	P	P	NWT
Hewitt, Ryan	3-3	H-B	H-B	H-B	DNP
Hill, Bronson	4-0	P	P	P	P
Hill, Jeremy	3-3	HB	HB	HB	DNP
Hillary, Darius	4-0	P	P	P	P
Hocker, Zach	1-0	DNP	DNP	P	NWT
Hopkins, Trey	4-1	P	P	P	LOT
Huber, Kevin	4-0	P	P	P	P
Hunt, Margus	4-1	P	P	P	LDE
Iloka, George	3-3	FS	FS	FS	DNP
Jackson, William	0-0	DNP	DNP	DNP	DNP
Johnson, Michael	3-3	RDE	RDE	RDE	DNP
Johnson, T.J.	3-0	P	P	P	DNP
Jones, Adam	2-2	RCB	RCB	DNP	DNP
Kirkpatrick, Dre	3-3	LCB	LCB	RCB	DNP
Kroft, Tyler	0-0	DNP	DNP	DNP	DNP
Kumerow, Jake	3-0	P	DNP	P	P
LaFell, Brandon	1-1	DNP	DNP	WR	DNP
Lengel, Matt	4-1	P	P	P	TE
Lewis-Harris, Chris	4-2	P	P	LCB	LCB
Licata, Joe	3-0	P	P	P	NWT
Luc, Jeff	3-0	P	P	P	NWT
Mauluga, Rey	3-3	MLB	LB	MLB	DNP
McCarron, AJ	4-1	P	P	P	QB
McRae, Tony	4-0	P	P	P	P
Nugent, Mike	4-0	P	P	P	P
Ogbuehi, Cedric	1-1	ROT	DNP	DNP	DNP
Peerman, Cedric	3-0	P	P	P	DNP
Peko, Domata	3-3	NT	NT	NT	DNP
Peters, John	3-0	P	P	P	NWT
Raven, Floyd	3-0	P	P	P	NWT
Redmond, Alex	2-0	P	P	DNP	DNP
Rey, Vincent	3-3	WLB	LB	WLB	DNP
Roach, Trevor	3-1	DNP	P	P	MLB
Russell, Alonzo	4-0	P	P	P	P
Shaw, Josh	4-2	P	nkIDB	P	SS
Simonise, Rashaun	4-0	P	P	P	P
Sims, Pat	3-0	P	P	P	DNP
Smith, Derron	4-1	P	P	P	FS
Tate, Brandon	3-1	WR	P	P	NWT
Thompson, Brandon	0-0	DNP	DNP	DNP	RPUP
Thurman, Trip	4-1	P	P	P	C
Tindal, Corey	3-0	P	P	P	NWT
Uzomah, C.J.	3-3	TE	TE	TE	DNP
Vigil, Nick	4-1	P	P	P	WLB
Weidenaar, John	4-0	P	P	P	P
Wenning, Keith	4-0	P	P	P	P
Westerman, Christian	4-1	P	P	P	RG
Whitworth, Andrew	2-2	DNP	LOT	LOT	DNP
Williams, DeShawn	4-1	P	P	P	DT
Williams, Shawn	3-3	SS	SS	SS	DNP
Wilson, Jimmy	4-0	P	P	P	P
Winston, Eric	3-1	P	P	ROT	DNP
Wright, James	4-1	P	P	P	WR
Zeitler, Kevin	3-3	RG	RG	RG	DNP





**WIDE RECEIVER
CHAD JOHNSON**

RECORDS

REGULAR-SEASON INDIVIDUAL RECORDS

The following are regular-season records. Postseason records can be found in the postseason portion of the team history section.

SERVICE

MOST SEASONS

16	Ken Anderson.....	1971-86
15	Ken Riley.....	1969-83
14	Reggie Williams.....	1976-89
13	Jim Breech.....	1980-92
13	Anthony Munoz.....	1980-92
13	Joe Walter.....	1985-97
13	Rich Brahm.....	1994-2006

GAMES PLAYED/CAREER

207	Ken Riley.....	1969-83
206	Reggie Williams.....	1976-89
192	Ken Anderson.....	1971-86
188	Tim Krumrie.....	1983-94
185	Anthony Munoz.....	1980-92

CONSECUTIVE GAMES PLAYED

169	Lee Johnson.....	1988-98
149	Pat McNally.....	1976-85
137	Reggie Williams.....	1980-89
122	Tim Krumrie.....	1987-94
117	Tony McGee.....	1993-2001
117	Clark Harris.....	2009-16

SCORING

TOTAL POINTS

CAREER	1151	Jim Breech.....	1980-92
	779	Shayne Graham.....	2003-09
	718	Mike Nugent.....	2010-16
	660	Doug Pelfrey.....	1993-99
	549	Horst Muhlmann.....	1969-74

SEASON	132	Mike Nugent.....	2011
(total)	131	Shayne Graham.....	2005
	130	Shayne Graham.....	2007
	122	Shayne Graham.....	2004
	121	Doug Pelfrey.....	1995

SEASON	8.25	Mike Nugent (132 points/16 games).....	2011
(average per team game)	8.19	Shayne Graham (131 points/16 games).....	2005
	8.13	Shayne Graham (130 points/16 games).....	2007
	7.93	Horst Muhlmann (111 points/14 games).....	1972
	7.71	Horst Muhlmann (108 points/14 games).....	1970

GAME	24	Larry Kinnebrew.....	Oct. 28, 1984 at Houston
	24	Corey Dillon.....	Dec. 4, 1997 vs. Tennessee
	24	Marvin Jones.....	Oct. 27, 2013 vs. N.Y. Jets
	21	Shayne Graham.....	Nov. 11, 2007 at Baltimore
	19	Horst Muhlmann.....	Nov. 8, 1970 at Buffalo
	19	Horst Muhlmann.....	Dec. 17, 1972 at Houston

TOUCHDOWNS

CAREER	70	Pete Johnson.....	1977-83
	66	Chad Johnson.....	2001-10
	64	James Brooks.....	1984-91
	64	Carl Pickens.....	1992-99
	53	Isaac Curtis.....	1973-84

SEASON	17	Carl Pickens.....	1995
	16	Pete Johnson.....	1981
	15	Pete Johnson.....	1979
	15	Ickey Woods.....	1988
	14	Pete Johnson.....	1983
	14	James Brooks.....	1988

GAME	4	Larry Kinnebrew.....	Oct. 28, 1984 at Houston
	4	Corey Dillon.....	Dec. 4, 1997 vs. Tennessee
	4	Marvin Jones.....	Oct. 27, 2013 vs. N.Y. Jets
	3	(many times; most recently Tyler Eifert, Nov. 5, 2015 vs. Cleveland)	

MOST GAMES WITH AT LEAST ONE TOUCHDOWN

CONSECUTIVE	10	Carl Pickens.....	Nov. 27, 1994-Oct. 1, 1995
	9	A.J. Green.....	Sept. 16, 2012-Nov. 18, 2012
	8	T.J. Houshmandzadeh.....	Sept. 10-Nov. 4, 2007
	6	Stan Fritts.....	Nov. 17, 1975-Dec. 21, 1975
	6	Rudi Johnson.....	Nov. 6-Dec. 18, 2005

POINTS AFTER TOUCHDOWNS

CAREER	476	Jim Breech.....	1980-92
	248	Shayne Graham.....	2003-09
	247	Mike Nugent.....	2010-16
	201	Doug Pelfrey.....	1993-99
	189	Horst Muhlmann.....	1969-74

SEASON	56	Jim Breech.....	1988
	52	Mike Nugent.....	2013
	50	Jim Breech.....	1986
	49	Jim Breech.....	1981
	48	Jim Breech.....	1985
	48	Mike Nugent.....	2015

GAME	8	Jim Breech.....	Oct. 29, 1989 vs. Tampa Bay
	7	(seven times; most recently Mike Nugent, Oct. 27, 2013 vs. N.Y. Jets)	

CONSECUTIVE POINTS AFTER TOUCHDOWNS

158	Shayne Graham.....	Sept. 7, 2003-Nov. 26, 2006
103	Doug Pelfrey.....	Sept. 18, 1994-Oct. 5, 1997
101	Horst Muhlmann.....	Oct. 19, 1969-Nov. 19, 1972
86	Mike Nugent.....	Sept. 22, 2013-Sept. 13, 2015
69	Mike Nugent.....	Oct. 9, 2011-Sept. 22, 2013

FIELD GOALS

CAREER	225	Jim Breech.....	1980-92
	177	Shayne Graham.....	2003-09
	157	Mike Nugent.....	2010-16
	153	Doug Pelfrey.....	1993-99
	120	Horst Muhlmann.....	1969-74

SEASON	33	Mike Nugent.....	2011
(total)	31	Shayne Graham.....	2007
	29	Doug Pelfrey.....	1995
	28	Doug Pelfrey.....	1994
	28	Shayne Graham.....	2005

SEASON	2.06	Mike Nugent (33 field goals/16 games).....	2011
(average per team game)	1.94	Shayne Graham (31 field goals/16 games).....	2007
	1.93	Horst Muhlmann (27 field goals/14 games).....	1972
	1.81	Doug Pelfrey (29 field goals/16 games).....	1995
	1.78	Horst Muhlmann (25 field goals/14 games).....	1970

GAME	7	Shayne Graham.....	Nov. 11, 2007 at Baltimore
	6	Doug Pelfrey.....	Nov. 6, 1994 at Seattle (OT)
	5	(eight times; most recently Mike Nugent, Sept. 29, 2016 vs. Miami)	

CONSECUTIVE FIELD GOALS

21	Shayne Graham.....	2007
17	Shayne Graham.....	2005-06
15	Mike Nugent.....	2014
14	Mike Nugent.....	2010-11
13	Jim Breech.....	1990
13	Doug Pelfrey.....	1993
13	Doug Pelfrey.....	1995
13	Shayne Graham.....	2004

LONGEST FIELD GOALS

55	Chris Bahr.....	Sept. 23, 1979 vs. Houston
55	Mike Nugent.....	Nov. 25, 2012 vs. Oakland
54	Doug Pelfrey.....	Dec. 24, 1994 vs. Philadelphia
54	Neil Rackers.....	Sept. 8, 2002 vs. San Diego
54	Mike Nugent.....	Sept. 12, 2010 at New England
54	Mike Nugent.....	Oct. 20, 2013 at Detroit
54	Mike Nugent.....	Oct. 31, 2013 at Miami

FIELD GOAL PERCENTAGE

CAREER	86.76	Shayne Graham (177 made/204 att.).....	2003-09
	81.77	Mike Nugent (157 made/192 att.).....	2010-16
	77.27	Doug Pelfrey (153 made/198 att.).....	1993-99
	71.88	Jim Breech (225 made/313 att.).....	1980-92
	64.52	Horst Muhlmann (120 made/186 att.).....	1969-74
	57.94	Chris Bahr (62 made/107 att.).....	1976-79

NOTE: Minimum 75 attempts.

SEASON	91.18	Shayne Graham (31 made/34 att.).....	2007
	88.00	Shayne Graham (22 made/25 att.).....	2003
	87.50	Shayne Graham (28 made/32 att.).....	2005
	87.50	Shayne Graham (21 made/24 att.).....	2008
	87.10	Shayne Graham (27 made/31 att.).....	2004

NOTE: Minimum one attempt per game in season.

(Regular-season individual records, continued)

CAREER FIELD GOAL PERCENTAGE BY DISTANCE

1-19 YARDS	96.55	Horst Muhlmann (28 made/29 att.)	1969-74
-------------------	-------	----------------------------------	---------

NOTE: Minimum 25 attempts.

20-29 YARDS	100.00	Mike Nugent (47 made/47 att.)	2010-16
	96.67	Shayne Graham (58 made/60 att.)	2003-09
	94.12	Doug Pelfrey (48 made/51 att.)	1993-99
	92.31	Jim Breech (84 made/91 att.)	1980-92
	78.13	Chris Bahr (25 made/32 att.)	1976-79

NOTE: Minimum 25 attempts.

30-39 YARDS	90.28	Shayne Graham (65 made/72 att.)	2003-09
	85.45	Mike Nugent (47 made/55 att.)	2010-16
	83.84	Jim Breech (83 made/99 att.)	1980-92
	78.13	Doug Pelfrey (50 made/64 att.)	1993-99

NOTE: Minimum 25 attempts.

40-49 YARDS	83.33	Shayne Graham (45 made/54 att.)	2003-09
	76.81	Mike Nugent (53 made/69 att.)	2010-16
	69.35	Doug Pelfrey (43 made/62 att.)	1993-99
	50.55	Jim Breech (46 made/91 att.)	1980-92

NOTE: Minimum 25 attempts.

50+ YARDS	47.06	Doug Pelfrey (eight made/17 att.)	1993-99
	43.75	Shayne Graham (seven made/16 att.)	2003-09
	42.11	Mike Nugent (eight made/19 att.)	2010-16
	41.67	Chris Bahr (five made/12 att.)	1976-79

NOTE: Minimum 10 attempts.

SAFETIES

CAREER	2	Reggie Williams	1976-89
	2	Alfred Williams	1991-94

RUSHING

TOTAL RUSHING ATTEMPTS

CAREER	1865	Corey Dillon	1997-2003
	1441	Rudi Johnson	2001-07
	1402	Pete Johnson	1977-83
	1344	James Brooks	1984-91
	1109	Cedric Benson	2008-11

SEASON	361	Rudi Johnson	2004
	341	Rudi Johnson	2006
	340	Corey Dillon	2001
	337	Rudi Johnson	2005
	321	Cedric Benson	2010

GAME	43	Rudi Johnson	Nov. 9, 2003 vs. Houston
	39	Corey Dillon	Dec. 4, 1997 vs. Tennessee
	38	Pete Johnson	Dec. 4, 1983 at Pittsburgh
	38	Cedric Benson	Dec. 21, 2008 at Cleveland
	37	Cedric Benson	Oct. 25, 2009 vs. Chicago

RUSHING YARDS

CAREER	8061	Corey Dillon	1997-2003
	6447	James Brooks	1984-91
	5742	Rudi Johnson	2001-07
	5421	Pete Johnson	1977-83
	4176	Cedric Benson	2008-11

SEASON	1458	Rudi Johnson	2005
	1454	Rudi Johnson	2004
	1435	Corey Dillon	2000
	1315	Corey Dillon	2001
	1311	Corey Dillon	2002

GAME	278	Corey Dillon	Oct. 22, 2000 vs. Denver
	246	Corey Dillon	Dec. 4, 1997 vs. Tennessee
	216	Corey Dillon	Dec. 3, 2000 vs. Arizona
	202	Rudi Johnson	Nov. 28, 2004 vs. Cleveland
	201	James Brooks	Dec. 23, 1990 vs. Houston

AVERAGE YARDS PER RUSHING ATTEMPT

CAREER	4.80	James Brooks (6447 yards/1344 att.)	1984-91
	4.55	Essex Johnson (3070 yards/675 att.)	1968-75
	4.32	Corey Dillon (8061 yards/1865 att.)	1997-2003
	4.19	Giovani Bernard (2442 yards/583 att.)	2013-16
	4.13	Jeremy Hill (2757 yards/667 att.)	2014-16
	4.06	Archie Griffin (2808 yards/691 att.)	1976-83
	4.04	Larry Kinnebrew (2582 yards/639 att.)	1983-87

NOTE: Minimum 500 attempts.

RUSHING TOUCHDOWNS

CAREER	64	Pete Johnson	1977-83
	48	Rudi Johnson	2001-07
	45	Corey Dillon	1997-2003
	37	Larry Kinnebrew	1983-87
	37	James Brooks	1984-91

SEASON	15	Ickey Woods	1988
	14	Pete Johnson	1979
	14	Pete Johnson	1983
	12	Pete Johnson	1981
	12	Rudi Johnson	2004
	12	Rudi Johnson	2005
	12	Rudi Johnson	2006

GAME	4	Corey Dillon	Dec. 4, 1997 vs. Tennessee
	3	(many times; most recently Jeremy Hill, Oct. 4, 2015 vs. Kansas City)	

LONGEST RUSHES

96-td	Corey Dillon	Oct. 28, 2001 at Detroit
89-td	Giovani Bernard	Oct. 12, 2014 vs. Carolina
87-td	Paul Robinson	Oct. 27, 1968 at Oakland
86-td	Essex Johnson	Dec. 5, 1971 at Cleveland
85-td	Jeremy Hill	Dec. 22, 2014 vs. Denver

MOST 100-YARD GAMES

CAREER	28	Corey Dillon	1997-2003
	19	Rudi Johnson	2001-07
	17	James Brooks	1984-91
	15	Cedric Benson	2008-11
	14	Pete Johnson	1977-83

SEASON	6	Cedric Benson	2009
	5	Ickey Woods	1988
	5	James Brooks	1989
	5	Harold Green	1992
	5	Corey Dillon	1999
	5	Corey Dillon	2000
	5	Corey Dillon	2002
	5	Rudi Johnson	2004
	5	Rudi Johnson	2006
	5	Jeremy Hill	2014

CONSECUTIVE	4	Paul Robinson	1968 (Games 8-11)
	3	Pete Johnson	1980 (Games 13-15)
	3	Corey Dillon	1997 (Games 13-15)
	3	Corey Dillon	1999 (Games 12-14)
	3	BenJarvus Green-Ellis	2012 (Games 10-12)
	3	Jeremy Hill	2014 (Games 14-16)

PASSING

TOTAL PASSING ATTEMPTS

CAREER	4475	Ken Anderson	1971-86
	3564	Boomer Esiason	1984-92, 97
	3217	Carson Palmer	2003-10
	3060	Andy Dalton	2011-16
	2221	Jeff Blake	1994-99

SEASON	586	Carson Palmer	2010
	586	Andy Dalton	2013
	581	Jon Kitna	2001
	575	Carson Palmer	2007
	567	Jeff Blake	1995

GAME	68	Jon Kitna	Dec. 30, 2001 vs. Pittsburgh (OT)
	56	Ken Anderson	Dec. 20, 1982 at San Diego
	54	Boomer Esiason	Dec. 25, 1989 at Minnesota
	54	Andy Dalton	Sept. 18, 2016 at Pittsburgh
	53	Boomer Esiason	Nov. 22, 1987 vs. Pittsburgh
	53	Andy Dalton	Oct. 31, 2013 at Miami (OT)

(Regular-season individual records, continued)

COMPLETIONS			
CAREER	2654	Ken Anderson	1971-86
	2024	Carson Palmer	2003-10
	2015	Boomer Esiason	1984-92, 97
	1920	Andy Dalton	2011-16
	1240	Jeff Blake	1994-99

SEASON (total)	373	Carson Palmer	2007
	364	Andy Dalton	2016
	363	Andy Dalton	2013
	362	Carson Palmer	2010
	345	Carson Palmer	2005

SEASON (average per team game)	24.22	Ken Anderson (218 comp./nine games)	1982
	23.31	Carson Palmer (373 comp./16 games)	2007
	22.75	Andy Dalton (364 comp./16 games)	2016
	22.69	Andy Dalton (363 comp./16 games)	2013
	22.63	Carson Palmer (362 comp./16 games)	2010

GAME	40	Ken Anderson	Dec. 20, 1982 at San Diego
	37	Carson Palmer	Nov. 18, 2007 vs. Arizona
	36	Carson Palmer	Oct. 24, 2010 at Atlanta
	35	Jon Kitna	Dec. 30, 2001 vs. Pittsburgh (OT)
	34	Carson Palmer	Sept. 12, 2010 at New England

COMPLETION PERCENTAGE			
CAREER	62.92	Carson Palmer (2024 comp./3217 att.)	2003-10
	62.75	Andy Dalton (1920 comp./3060 att.)	2011-16
	59.31	Ken Anderson (2654 comp./4475 att.)	1971-86
	59.11	Jon Kitna (1009 comp./1707 att.)	2001-05
	56.54	Boomer Esiason (2015 comp./3564 att.)	1984-92, 97
	56.36	Virgil Carter (328 comp./582 att.)	1970-73

NOTE: Minimum 500 attempts.

SEASON	70.55	Ken Anderson (218 comp./309 att.)	1982
	67.78	Carson Palmer (345 comp./509 att.)	2005
	66.67	Ken Anderson (198 comp./297 att.)	1983
	66.06	Andy Dalton (255 comp./386 att.)	2015
	64.94	Ken Anderson (213 comp./328 att.)	1974
	64.87	Carson Palmer (373 comp./575 att.)	2007

NOTE: Minimum 14 attempts per games in season.

GAME	90.91	Ken Anderson (20/22)	Nov. 10, 1974 vs. Pittsburgh
	87.10	Ken Anderson (27/31)	Jan. 2, 1983 at Houston
	86.96	Turk Schonert (20/23)	Nov. 25, 1984 vs. Atlanta
	84.21	Carson Palmer (32/38)	Nov. 25, 2007 vs. Tennessee
	83.33	Carson Palmer (20/24)	Oct. 25, 2009 vs. Chicago

NOTE: Minimum 20 attempts.

PASSING YARDS			
CAREER	32,838	Ken Anderson	1971-86
	27,149	Boomer Esiason	1984-92, 97
	22,694	Carson Palmer	2003-10
	22,214	Andy Dalton	2011-16
	15,134	Jeff Blake	1994-99

SEASON (total)	4293	Andy Dalton	2013
	4206	Andy Dalton	2016
	4131	Carson Palmer	2007
	4035	Carson Palmer	2006
	3970	Carson Palmer	2010

SEASON (average per team game)	277.22	Ken Anderson (2495 yards/nine games)	1982
	268.31	Andy Dalton (4293 yards/16 games)	2013
	262.88	Andy Dalton (4206 yards/16 games)	2016
	258.19	Carson Palmer (4131 yards/16 games)	2007
	252.19	Carson Palmer (4035 yards/16 games)	2006

NOTE: Minimum average of 14 attempts per games in season.

GAME	490	Boomer Esiason	Oct. 7, 1990 at L.A. Rams (OT)
	447	Ken Anderson	Nov. 17, 1975 vs. Buffalo
	440	Carson Palmer	Nov. 12, 2006 vs. San Diego
	425	Boomer Esiason	Dec. 21, 1986 vs. N.Y. Jets
	416	Ken Anderson	Dec. 20, 1982 at San Diego

AVERAGE YARDS PER PASSING ATTEMPT			
CAREER	7.62	Boomer Esiason (27,149 yards/3564 att.)	1984-92, 97
	7.34	Ken Anderson (32,838 yards/4475 att.)	1971-86
	7.26	Andy Dalton (22,214 yards/3060 att.)	2011-16
	7.05	Carson Palmer (22,694 yards/3217 att.)	2003-10
	6.81	Jeff Blake (15,134 yards/2221 att.)	1994-99
	6.62	Virgil Carter (3850 yards/582 att.)	1970-73

NOTE: Minimum 500 attempts.

SEASON	9.41	Greg Cook (1854 yards/197 att.)	1969
	9.21	Boomer Esiason (3572 yards/388 att.)	1988
	8.44	Boomer Esiason (3959 yards/469 att.)	1986
	8.42	Andy Dalton (3250 yards/386 att.)	2015
	8.41	Ken Anderson (3169 yards/377 att.)	1975

NOTE: Minimum 14 attempts per games in season.

TOUCHDOWN PASSES			
CAREER	197	Ken Anderson	1971-86
	187	Boomer Esiason	1984-92, 97
	154	Carson Palmer	2003-10
	142	Andy Dalton	2011-16
	93	Jeff Blake	1994-99

SEASON	33	Andy Dalton	2013
	32	Carson Palmer	2005
	29	Ken Anderson	1981
	28	Boomer Esiason	1988
	28	Boomer Esiason	1989
	28	Jeff Blake	1995
	28	Carson Palmer	2006

GAME	6	Carson Palmer	Sept. 16, 2007 at Cleveland
	5	Boomer Esiason	Dec. 21, 1986 vs. N.Y. Jets
	5	Boomer Esiason	Oct. 29, 1989 vs. Tampa Bay
	5	Carson Palmer	Oct. 25, 2009 vs. Chicago
	5	Andy Dalton	Oct. 27, 2013 vs. N.Y. Jets

PASSES HAD INTERCEPTED			
CAREER	160	Ken Anderson	1971-86
	131	Boomer Esiason	1984-92, 97
	100	Carson Palmer	2003-10
	81	Andy Dalton	2011-16
	62	Jeff Blake	1994-99

SEASON	22	Ken Anderson	1978
	22	Boomer Esiason	1990
	22	Jon Kitna	2001
	20	Carson Palmer	2007
	20	Carson Palmer	2010
	20	Andy Dalton	2013

GAME	5	Boomer Esiason	Oct. 16, 1988 at New England
	4	(nine times; most recently Andy Dalton, Dec. 29, 2013 vs. Baltimore)	

PASSER RATING			
CAREER	89.1	Andy Dalton	2011-16
	86.9	Carson Palmer	2003-10
	83.1	Boomer Esiason	1984-92, 97
	81.9	Ken Anderson	1971-86
	79.3	Jeff Blake	1994-99
	74.9	Virgil Carter	1970-73

NOTE: Minimum 500 attempts.

SEASON	106.3	Andy Dalton	2015
	101.1	Carson Palmer	2005
	98.4	Ken Anderson	1981
	97.4	Boomer Esiason	1988
	95.7	Ken Anderson	1974

NOTE: Minimum 14 attempts per games in season.

LONGEST PASSES			
94-td	Ken Anderson to Billy Brooks	Nov. 13, 1977 at Minnesota	
90-td	Virgil Carter to Speedy Thomas	Sept. 19, 1971 vs. Philadelphia	
88-td	Jeff Blake to Darnay Scott	Sept. 17, 1995 at Seattle	
86-td	Boomer Esiason to Eddie Brown	Nov. 6, 1988 vs. Pittsburgh	
86-td	Andy Dalton to Brandon LaFell	Dec. 24, 2016 at Houston	

MOST 300-YARD GAMES			
CAREER	23	Boomer Esiason	1984-92, 97
	21	Andy Dalton	2011-16
	19	Ken Anderson	1971-86
	17	Carson Palmer	2003-10
	8	Jeff Blake	1994-99

SEASON	5	Boomer Esiason	1987
	5	Carson Palmer	2007
	5	Andy Dalton	2013
	4	Ken Anderson	1982
	4	Boomer Esiason	1985
	4	Boomer Esiason	1989
	4	Carson Palmer	2010
	4	Andy Dalton	2015

CONSECUTIVE	4	Andy Dalton	2013 (Games 6-9)
	3	Ken Anderson	1984 (Games 1-3)
	3	Andy Dalton	2015 (Games 3-5)
	2	(many times; most recently Andy Dalton, 2016, Games 1-2)	

RECEIVING

TOTAL RECEPTIONS

Table with columns: CAREER, SEASON, GAME, and player names with corresponding reception counts and dates.

RECEIVING YARDS

Table with columns: CAREER, SEASON, GAME, and player names with corresponding receiving yards and dates.

AVERAGE YARDS PER RECEPTION

Table with columns: CAREER, SEASON, and player names with average yards per reception and dates.

NOTE: Minimum 100 receptions.

RECEIVING TOUCHDOWNS

Table with columns: CAREER, SEASON, GAME, and player names with corresponding receiving touchdowns and dates.

LONGEST RECEPTIONS

Table with columns: Year, Player, and Date, listing the longest reception for each year.

MOST 100-YARD GAMES

Table with columns: CAREER, SEASON, CONSECUTIVE, and player names with corresponding number of 100-yard games.

PUNTING

TOTAL PUNTS

Table with columns: CAREER, SEASON, GAME, and player names with corresponding total punts and dates.

PUNTING YARDS

Table with columns: CAREER, SEASON, GAME, and player names with corresponding punting yards and dates.

AVERAGE YARDS PER PUNT

Table with columns: CAREER, SEASON, and player names with average yards per punt and dates.

NOTE: Minimum 40 punts.

Table with columns: GAME, and player names with specific punting records and dates.

NOTE: Minimum three punts.

(Regular-season individual records, continued)

NET YARDS PER PUNT			
(SINCE 1976)			
CAREER	39.7	Kevin Huber	2009-16
	35.7	Kyle Larson	2004-08
	35.3	Lee Johnson	1988-98
	34.0	Pat McInally	1976-85
	32.4	Nick Harris	2001-03

NOTE: Minimum 100 punts.

SEASON	42.10	Kevin Huber	2014
	41.97	Kevin Huber	2012
	40.50	Kevin Huber	2013
	40.48	Kevin Huber	2015
	39.54	Kevin Huber	2016

NOTE: Minimum 40 punts.

GAME	55.5	Kevin Huber	Dec. 1, 2013 at San Diego
	51.3	Lee Johnson	Nov. 6, 1994 at Seattle (OT)
	50.3	Kyle Larson	Dec. 9, 2007 vs. St. Louis
	50.3	Kevin Huber	Oct. 27, 2013 vs. N.Y. Jets
	49.0	Kevin Huber	Sept. 21, 2014 vs. Tennessee

NOTE: Minimum three punts.

INSIDE-20 PUNTS			
(SINCE 1976)			
CAREER	205	Kevin Huber	2009-16
	186	Lee Johnson	1988-98
	157	Pat McInally	1976-85
	109	Kyle Larson	2004-08
	37	Nick Harris	2001-03

SEASON	33	Kevin Huber	2012
	28	Kyle Larson	2008
	28	Kevin Huber	2010
	27	Lee Johnson	1997
	27	Kevin Huber	2014

GAME	6	Lee Johnson	Nov. 2, 1997 vs. San Diego
	5	Pat McInally	Oct. 5, 1980 at Green Bay
	5	Pat McInally	Oct. 21, 1984 vs. Cleveland
	5	Kevin Huber	Sept. 13, 2009 vs. Denver
	5	Kevin Huber	Sept. 26, 2010 at Carolina

LONGEST PUNTS			
	75	Kyle Larson	Oct. 9, 2005 at Jacksonville
	75	Kevin Huber	Dec. 1, 2013 at San Diego
	73	Brad Costello	Dec. 13, 1998 at Indianapolis
	72	Will Brice	Sept. 12, 1999 at Tennessee
	72	Kevin Huber	Oct. 10, 2010 vs. Tampa Bay
	72	Kevin Huber	Dec. 11, 2016 at Cleveland

PUNT RETURNS

TOTAL PUNT RETURNS			
CAREER	153	Brandon Tate	2011-15
	140	Mike Martin	1983-89
	130	Lemar Parrish	1970-77
	92	Adam Jones	2010-16
	91	Tommy Casanova	1972-77

SEASON	51	Brandon Tate	2011
	43	Patrick Robinson	1993
	40	Quan Cosby	2009
	36	Brandon Tate	2013
	34	Craig Yeast	2000

GAME	7	Tony Davis	Nov. 27, 1977 vs. N.Y. Giants
	7	Craig Yeast	Sept. 10, 2000 vs. Cleveland
	7	Brandon Tate	Oct. 2, 2011 vs. Buffalo
	6	(eight times; most recently Alex Erickson, Dec. 24, 2016 at Houston)	

PUNT RETURN YARDS			
CAREER	1411	Brandon Tate	2011-15
	1381	Mike Martin	1983-89
	1201	Lemar Parrish	1970-77
	984	Adam Jones	2010-16
	784	Tommy Casanova	1972-77

SEASON	543	Brandon Tate	2011
	474	Quan Cosby	2009
	376	Mike Martin	1984
	338	Lemar Parrish	1974
	336	Brandon Tate	2013

GAME	126	T.J. Houshmandzadeh	Nov. 25, 2001 at Cleveland
	114	Quan Cosby	Sept. 20, 2009 at Green Bay
	106	Tommy Casanova	Oct. 8, 1972 vs. Denver
	100	Carl Pickens	Sept. 20, 1992 at Green Bay
	95	Lemar Parrish	Oct. 6, 1974 vs. Washington

AVERAGE YARDS PER PUNT RETURN			
CAREER	10.70	Adam Jones (984 yards/92 ret.)	2010-16
	9.99	Quan Cosby (699 yards/70 ret.)	2009-10
	9.86	Mike Martin (1381 yards/140 ret.)	1983-89
	9.74	Peter Warrick (526 yards/54 ret.)	2000-04
	9.64	Corey Sawyer (482 yards/50 ret.)	1994-98
	9.24	Lemar Parrish (1201 yards/130 ret.)	1970-77

NOTE: Minimum 50 returns.

SEASON	18.778	Lemar Parrish (338 yards/18 ret.)	1974
	15.667	Mike Martin (376 yards/24 ret.)	1984
	12.045	Adam Jones (265 yards/22 ret.)	2014
	11.850	Quan Cosby (474 yards/40 ret.)	2009
	11.808	Corey Sawyer (307 yards/26 ret.)	1994

NOTE: Minimum 1.25 returns per game in season.

PUNT RETURNS FOR TOUCHDOWNS			
CAREER	4	Lemar Parrish	1970-77
	2	Mitchell Price	1990-93
	2	Craig Yeast	1999-2000
	2	Peter Warrick	2000-04

SEASON	2	Lemar Parrish	1974
	2	Craig Yeast	1999
	1	(many times; most recently Adam Jones, 2012)	

GAME	1	(many times; most recently Adam Jones, Sept. 16, 2012 vs. Cleveland)
------	---	--

LONGEST PUNT RETURNS			
	95-td	Carl Pickens	Sept. 20, 1992 at Green Bay
	90-td	Lemar Parrish	Oct. 6, 1974 vs. Washington
	86-td	Craig Yeast	Nov. 21, 1999 vs. Baltimore
	86	T.J. Houshmandzadeh	Nov. 25, 2001 at Cleveland
	82-td	Corey Sawyer	Sept. 25, 1994 at Houston
	82-td	Peter Warrick	Dec. 17, 2000 vs. Jacksonville

KICKOFF RETURNS

TOTAL KICKOFF RETURNS			
CAREER	146	Tremain Mack	1997-2000
	145	Brandon Tate	2011-15
	136	Stanford Jennings	1984-90
	122	Glenn Holt	2006-08
	115	Eric Ball	1989-94

SEASON	64	Tab Perry	2005
	59	Glenn Holt	2007
	56	Bernard Scott	2010
	55	Deacon Turner	1979
	53	Brandon Bennett	2003

GAME	8	Eric Bieniemy	Nov. 30, 1997 at Philadelphia
	8	Tab Perry	Nov. 20, 2005 vs. Indianapolis
	7	(many times; most recently Brandon Tate, Oct. 5, 2014 at New England)	

KICKOFF RETURN YARDS			
CAREER	3583	Tremain Mack	1997-2000
	3517	Brandon Tate	2011-15
	2961	Glenn Holt	2006-08
	2752	Stanford Jennings	1984-90
	2498	Brandon Bennett	1998-2003

SEASON	1562	Tab Perry	2005
	1432	Glenn Holt	2007
	1382	Tremain Mack	1999
	1257	Bernard Scott	2010
	1231	Brandon Bennett	2002

GAME	228	Brandon Bennett	Nov. 10, 2002 at Baltimore
	212	Tremain Mack	Nov. 1, 1998 vs. Denver
	206	Bernard Scott	Nov. 15, 2009 at Pittsburgh
	201	Eric Bieniemy	Oct. 26, 1997 at N.Y. Giants
	197	Tab Perry	Dec. 4, 2005 at Pittsburgh

AVERAGE YARDS PER KICKOFF RETURN			
CAREER	26.35	Adam Jones (1344 yards/51 ret.)	2010-16
	24.66	Lemar Parrish (1504 yards/61 ret.)	1970-77
	24.54	Tremain Mack (3583 yards/146 ret.)	1997-2000
	24.48	Bernard Scott (1787 yards/73 ret.)	2009-12
	24.27	Glenn Holt (2961 yards/122 ret.)	2006-08
	24.26	Brandon Tate (3517 yards/145 ret.)	2011-15

NOTE: Minimum 50 returns.

SEASON	31.26	Adam Jones (844 yards/27 ret.)	2014
	27.93	Alex Erickson (810 yards/29 ret.)	2016
	27.10	Tremain Mack (1382 yards/51 ret.)	1999
	26.11	Brandon Tate (914 yards/35 ret.)	2013
	25.89	Tremain Mack (1165 yards/45 ret.)	1998

NOTE: Minimum 1.25 returns per games in season.

KICKOFF RETURNS FOR TOUCHDOWNS

Table with columns CAREER, SEASON, GAME and player names/records for kickoff returns for touchdowns.

LONGEST KICKOFF RETURNS

Table listing longest kickoff returns with columns for yardage, player name, and date/opponent.

INTERCEPTIONS

TOTAL INTERCEPTIONS

Table showing total interceptions by player, season, and game.

INTERCEPTION RETURN YARDS

Table showing interception return yards by player, season, and game.

LONGEST INTERCEPTION RETURNS

Table listing longest interception returns with columns for yardage, player name, and date/opponent.

INTERCEPTION RETURNS FOR TOUCHDOWNS

Table showing interception returns for touchdowns by player, season, and game.

SACKS

TOTAL SACKS

(SINCE 1976)

Table showing total sacks since 1976 by player, season, and game.

REGULAR-SEASON TEAM RECORDS

WINS/LOSSES

GAMES WON		
SEASON	12	1981
	12	1988
	12	2015
	11	1975
	11	2005
	11	2013

HIGHEST WINNING PERCENTAGE		
SEASON	.786	1975 (11-3)
	.750	1981 (12-4)
	.750	1988 (12-4)
	.750	2015 (12-4)
	.714	1973 (10-4)
	.714	1976 (10-4)

CONSECUTIVE GAMES WON		
ALL GAMES	8	1970 (Games 8-14) and 1971 (Game 1)
	8	2015 (Games 1-8)
	7	1973 (Games 9-14) and 1974 (Game 1)

ONE SEASON	8	2015 (Games 1-8)
	7	1970 (Games 8-14)
	6	1973 (Games 9-14)
	6	1975 (Games 1-6)
	6	1988 (Games 1-6)

HOME GAMES	11	2012 (one), 2013 (eight) and 2014 (two)
	10	1988 (eight) and 1989 (two)
	9	1975 (three) and 1976 (six)
	9	2012 (one) and 2013 (eight)
	8	1973 (seven) and 1974 (one)

ROAD GAMES	5	2008 (one) and 2009 (four)
	4	(seven times; most recently 2015)

GAMES LOST		
SEASON	14	2002
	13	(four times; most recently 1998)

LOWEST WINNING PERCENTAGE		
SEASON	.125 (2-14)	2002
	.188 (3-13)	(four times; most recently 1998)

CONSECUTIVE GAMES LOST		
ALL GAMES	11	1992 (Game 16) and 1993 (Games 1-10)
	10	2010 (Games 4-13)
	9	1977 (Game 14) and 1978 (Games 1-8)
	9	1993 (Game 16) and 1994 (Games 1-8)
	9	1998 (Games 6-14)

HOME GAMES	11	1998 (five) and 1999 (six)
	7	2002
	6	1987
	6	1992 (one) and 1993 (five)

ROAD GAMES	15	1992 (three), 1993 (eight) and 1994 (four)
	10	1979 (eight) and 1980 (two)
	10	1990 (two) and 1991 (eight)

ONE SEASON	10	1993 (Games 1-10)
	10	2010 (Games 4-13)
	9	1998 (Games 6-14)
	8	(four times; most recently 2008, Games 1-8)

SCORING

POINTS SCORED		
SEASON	448	1988
	441	1985
	430	2013
	421	1981
	421	2005

GAME	61	Dec. 17, 1972 at Houston
	61	Dec. 17, 1989 vs. Houston
	58	Nov. 28, 2004 vs. Cleveland
	56	Oct. 29, 1989 vs. Tampa Bay
	55	Nov. 6, 1983 at Houston

HALF	45	Dec. 17, 1972 at Houston2nd half
	41	Dec. 21, 1975 vs. San Diego1st half
	38	Dec. 20, 1970 vs. Boston1st half
	38	Nov. 20, 1983 vs. Houston1st half

QUARTER	31	Nov. 17, 2013 vs. Cleveland2nd quarter
	28	Dec. 17, 1972 at Houston4th quarter
	28	Oct. 23, 1988 vs. Houston1st quarter
	28	Nov. 19, 1989 vs. Detroit2nd quarter
	27	Oct. 5, 1986 at Green Bay2nd quarter
	27	Dec. 21, 1975 vs. San Diego1st quarter

NOTE: The Bengals' highest point total in a third quarter is 21 (five times), most recently Dec. 17, 1989 vs. Houston.

TOUCHDOWNS		
SEASON	59	1988
	54	2013
	53	1985
	52	1989
	51	1981
	51	1986

GAME	8	Oct. 29, 1989 vs. Tampa Bay
	8	Dec. 17, 1989 vs. Houston
	7	(eight times; most recently Oct. 27, 2013 vs. N.Y. Jets)

RUSHING TOUCHDOWNS		
SEASON	27	1988
	24	1983
	24	1986
	23	1979
	23	1997

GAME	5	Nov. 6, 1983 at Houston
	5	Oct. 23, 1988 vs. Houston
	4	(eight times; most recently Oct. 4, 2015 vs. Kansas City)

PASSING TOUCHDOWNS		
SEASON	33	2013
	32	1989
	32	2005
	31	1985
	31	2015

GAME	6	Oct. 29, 1989 vs. Tampa Bay
	6	Sept. 16, 2007 at Cleveland
	5	Dec. 21, 1986 vs. N.Y. Jets
	5	Dec. 17, 1989 vs. Houston
	5	Oct. 25, 2009 vs. Chicago
	5	Oct. 27, 2013 vs. N.Y. Jets

POINTS AFTER TOUCHDOWNS		
SEASON	56	1988
	52	2013
	50	1986
	50	1989
	49	1981
	49	1985

GAME	8	Oct. 29, 1989 vs. Tampa Bay
	7	(seven times; most recently Oct. 27, 2013 vs. N.Y. Jets)

(Regular-season team records — scoring, continued)

FIELD GOALS

SEASON	33	2011
(total)	31	2007
	30	2012
	29	1995
	28	1994
	28	2005
	28	2016

SEASON	2.06	2011 (33 field goals/16 games)
(average per team game)	1.94	2007 (31 field goals/16 games)
	1.93	1972 (27 field goals/14 games)
	1.88	2012 (30 field goals/16 games)
	1.81	1995 (29 field goals/16 games)
	1.79	1970 (25 field goals/14 games)

GAME	7	Nov. 11, 2007 at Baltimore
	6	Nov. 6, 1994 at Seattle (OT)
	5	(eight times; most recently Sept. 29, 2016 vs. Miami)

SAFETIES

SEASON	3	1993
	2	(four times; most recently 1995)

GAME	1	(many times; most recently Nov. 27, 2016 at Baltimore)
-------------	---	--

OFFENSE

FIRST DOWNS

SEASON	361	1981
	351	1988
	348	1986
	348	1989
	344	1985

GAME	35	Dec. 17, 1989 vs. Houston
	35	Oct. 30, 2016 vs. Washington (OT) [at London, England]
	34	Nov. 17, 1975 vs. Buffalo
	34	Dec. 7, 1975 at Philadelphia
	34	Nov. 27, 1988 vs. Buffalo
	34	Dec. 4, 1997 vs. Tennessee

TOTAL NET YARDS

SEASON	6490	1986
	6101	1989
	6057	1988
	5968	1981
	5900	1985

GAME	621	Dec. 21, 1986 vs. N.Y. Jets
	584	Dec. 7, 1986 at New England
	584	Dec. 17, 1989 vs. Houston
	582	Oct. 7, 1990 at L.A. Rams (OT)
	571	Nov. 22, 1981 vs. Denver

NET YARDS RUSHING

SEASON	2710	1988
	2533	1986
	2483	1989
	2329	1979
	2314	2000

GAME	407	Oct. 22, 2000 vs. Denver
	300	Dec. 7, 1986 at New England
	292	Dec. 3, 2000 vs. Arizona
	279	Dec. 12, 1999 vs. Cleveland
	276	Dec. 4, 1997 vs. Tennessee

RUSHING ATTEMPTS

SEASON	563	1988
	560	1979
	542	1983
	540	1984
	538	1987

GAME	61	Oct. 11, 1987 at Seattle
	57	Nov. 9, 2003 vs. Houston
	55	Oct. 14, 1973 vs. Pittsburgh
	55	Dec. 4, 1977 at Kansas City
	55	Dec. 4, 1983 at Pittsburgh

AVERAGE YARDS PER RUSHING ATTEMPT

SEASON	4.862	1986 (2533 yards/521 att.)
	4.813	1988 (2710 yards/563 att.)
	4.694	1989 (2483 yards/529 att.)
	4.675	2000 (2314 yards/495 att.)
	4.640	1999 (2051 yards/442 att.)

NET YARDS PASSING

SEASON	4136	2013
(total)	4012	2007
	3995	1981
	3957	1986
	3942	2016

SEASON	259.89	1982 (2339 yards/nine games)
(average per team game)	258.50	2013 (4136 yards/16 games)
	250.75	2007 (4012 yards/16 games)
	249.69	1981 (3995 yards/16 games)
	247.31	1986 (3957 yards/16 games)

GAME	483	Oct. 7, 1990 at L.A. Rams (OT)
	447	Nov. 19, 1989 vs. Detroit
	441	Nov. 17, 1975 vs. Buffalo
	417	Nov. 12, 2006 vs. San Diego
	416	Dec. 21, 1986 vs. N.Y. Jets

PASSING ATTEMPTS

SEASON	602	2001
	591	2002
	590	2010
	587	2013
	586	1995

GAME	68	Dec. 30, 2001 vs. Pittsburgh (OT)
	56	Dec. 20, 1982 at San Diego
	54	Dec. 25, 1989 at Minnesota
	54	Sept. 18, 2016 at Pittsburgh
	53	Nov. 22, 1987 vs. Pittsburgh
	53	Oct. 31, 2013 at Miami (OT)

COMPLETIONS

SEASON	373	2007
	365	2010
	364	2013
	364	2016
	362	2005

GAME	40	Dec. 20, 1982 at San Diego
	37	Nov. 18, 2007 vs. Arizona
	36	Oct. 24, 2010 at Atlanta
	35	Dec. 30, 2001 vs. Pittsburgh (OT)
	34	Sept. 12, 2010 at New England

PASSES HAD INTERCEPTED

SEASON	30	1978
	26	2001
	25	1980
	23	1990
	22	(four times; most recently 2004)

GAME	5	(six times; most recently Nov. 25, 2001 at Cleveland)
-------------	---	---

FEWEST SACKS ALLOWED

SEASON	17	2007
(total)	21	2005
	23	2014
	24	1972
	24	1973

SEASON	1.06	2007 (17 sacks/16 games)
(average per team game)	1.31	2005 (21 sacks/16 games)
	1.44	2014 (23 sacks/16 games)
	1.56	1995 (25 sacks/16 games)
	1.56	2011 (25 sacks/16 games)

MOST SACKS ALLOWED

SEASON	63	1979
(total)	57	1969
	53	1993
	53	1998
	52	2000

SEASON	4.07	1969 (57 sacks/14 games)
(average per team game)	3.94	1979 (63 sacks/16 games)
	3.31	1993 (53 sacks/16 games)
	3.31	1998 (53 sacks/16 games)
	3.25	2000 (52 sacks/16 games)

GAME	10	Oct. 19, 1969 vs. Denver
	10	Nov. 29, 1992 vs. Pittsburgh
	10	Oct. 13, 1996 at Pittsburgh

DEFENSE

FEWEST POINTS ALLOWED

SEASON	177	1982 (strike season with nine games)
(total)	210	1976
	229	1972
	231	1973
	235	1977

SEASON	15.00	1976 (210 points/14 games)
(average per	16.36	1972 (229 points/14 games)
team game)	16.50	1973 (231 points/14 games)
	16.79	1977 (235 points/14 games)
	17.44	2015 (279 points/16 games)

GAME	0	(many times; most recently Dec. 14, 2014 at Cleveland)
------	---	--

MOST POINTS ALLOWED

SEASON	460	1999
	456	2002
	452	1998
	437	1985
	435	1991

GAME	52	Dec. 8, 2002 at Carolina
	51	Sept. 9, 1979 at Buffalo
	51	Sept. 16, 2007 at Cleveland
	50	Dec. 20, 1982 at San Diego
	49	Nov. 19, 1995 vs. Pittsburgh
	49	Nov. 12, 2006 vs. San Diego
	49	Nov. 21, 2010 vs. Buffalo

HALF	42	Nov. 12, 2006 vs. San Diego (2nd half)
	41	Sept. 9, 1979 at Buffalo (2nd half)
	36	Nov. 19, 1995 vs. Pittsburgh (2nd half)
	36	Dec. 8, 2002 at Carolina (2nd half)

FEWEST FIRST DOWNS ALLOWED

GAME	5	Dec. 14, 2014 at Cleveland
	6	Oct. 14, 1973 vs. Pittsburgh
	6	Dec. 12, 1976 at N.Y. Jets
	7	Sept. 26, 1976 vs. Green Bay
	8	Nov. 30, 1969 at Buffalo
	8	Dec. 20, 1970 vs. Boston
	8	Nov. 28, 1971 vs. San Diego
	8	Sept. 29, 2016 vs. Miami

FEWEST TOTAL NET YARDS ALLOWED

SEASON	2,893	1982 (strike season with nine games)
(total)	3,552	1972
	3,670	1976
	3,705	1973
	3,906	1971

SEASON	253.71	1972 (3552 yards/14 games)
(average per	262.14	1976 (3670 yards/14 games)
team game)	264.64	1973 (3705 yards/14 games)
	270.44	1983 (4327 yards/16 games)
	279.00	1971 (3906 yards/14 games)

GAME	36	Sept. 26, 1976 vs. Green Bay
	72	Dec. 12, 1976 at N.Y. Jets
	107	Dec. 14, 2014 at Cleveland
	130	Nov. 28, 1971 vs. San Diego
	137	Sept. 17, 1972 at New England

FEWEST NET YARDS RUSHING ALLOWED

GAME	11	Dec. 12, 1999 vs. Cleveland
	22	Dec. 23, 1990 vs. Houston
	25	Sept. 19, 2004 vs. Miami
	26	Sept. 19, 1982 at Pittsburgh (OT)
	27	Oct. 13, 1985 vs. N.Y. Giants
	27	Sept. 15, 1996 vs. New Orleans

MOST NET YARDS RUSHING ALLOWED

GAME	313	Oct. 26, 1969 at Kansas City
	309	Dec. 7, 1969 at Oakland
	293	Nov. 12, 1972 vs. Oakland
	281	Dec. 22, 1985 at New England
	275	Oct. 7, 2001 at Pittsburgh

FEWEST NET YARDS PASSING ALLOWED

GAME	-35	Sept. 26, 1976 vs. Green Bay
	-4	Oct. 4, 1981 at Houston
	3	Sept. 15, 1974 vs. Cleveland
	8	Dec. 12, 1976 at N.Y. Jets
	19	Nov. 24, 1991 vs. L.A. Raiders

MOST NET YARDS PASSING ALLOWED

GAME	504	Nov. 19, 2006 at New Orleans
	486	Dec. 20, 1982 at San Diego
	446	Oct. 30, 2016 vs. Washington (OT) [at London, England]
	443	Oct. 13, 1985 vs. New York Giants
	442	Oct. 1, 1995 vs. Miami

INTERCEPTIONS

SEASON	34	1996
	31	2005
	27	1971
	26	1976
	25	1984

GAME	6	Nov. 28, 1971 vs. San Diego
	6	Dec. 12, 1976 at N.Y. Jets

SACKS

SEASON	51	2012
(total)	48	2001
	46	1976
	45	1992
	45	2011

SEASON	3.29	1976 (46 sacks/14 games)
(average per	3.19	2012 (51 sacks/16 games)
team game)	3.07	1973 (43 sacks/14 games)
	3.00	2001 (48 sacks/16 games)
	2.81	1992 (45 sacks/16 games)
	2.81	2011 (45 sacks/16 games)

GAME	8	Oct. 16, 1994 at Pittsburgh
	8	Dec. 9, 2001 vs. Jacksonville
	7	(nine times; most recently Sept. 10, 2006 at Kansas City)

PENALTIES

FEWEST PENALTIES INCURRED

SEASON	50	1969
	55	1968
	56	1982 (strike season with nine games)
	69	1998
	71	1970

FEWEST PENALTY YARDS INCURRED

SEASON	475	1982 (strike season with nine games)
(total)	556	1969
	586	1968
	591	2008
	618	1994

SEASON	36.94	2008 (591 yards/16 games)
(average per	38.63	1994 (618 yards/16 games)
team game)	38.75	1998 (620 yards/16 games)
	39.19	1990 (627 yards/16 games)
	39.71	1969 (556 yards/14 games)

MOST PENALTIES INCURRED

SEASON	126	1999
	118	1980
	114	2009
	111	1986
	111	2015

GAME	17	Sept. 18, 2005 vs. Minnesota
	16	Oct. 6, 1985 vs. N.Y. Jets
	16	Nov. 7, 1999 at Seattle
	15	(three times; most recently Nov. 21, 1999 vs. Baltimore)

MOST PENALTY YARDS INCURRED

SEASON	1027	1999
(total)	1000	2013
	956	1978
	949	1980
	921	1971

SEASON	65.79	1971 (921 yards/14 games)
(average per	64.19	1999 (1027 yards/16 games)
team game)	62.50	2013 (1000 yards/16 games)
	61.36	1977 (859 yards/14 games)
	59.75	1978 (956 yards/16 games)

GAME	134	Nov. 10, 2013 at Baltimore (OT)
	133	Oct. 1, 1978 at San Francisco
	132	Nov. 1, 1987 vs. Houston

OPPONENTS' INDIVIDUAL RECORDS

SCORING

TOTAL POINTS

GAME	24	Roland Hooks, Sept. 9, 1979 at Buffalo (four rushing TDs)
	24	Az-Zahir Hakim, Oct. 3, 1999 vs. St. Louis (three receiving TDs/one punt return TD)
	24	LaDainian Tomlinson, Nov. 12, 2006 vs. San Diego (four rushing TDs)

TOUCHDOWNS

GAME	4	Roland Hooks, Sept. 9, 1979 at Buffalo (four rushing TDs)
	4	Az-Zahir Hakim, Oct. 3, 1999 vs. St. Louis (three rec. TDs/one PR TD)
	4	LaDainian Tomlinson, Nov. 12, 2006 vs. San Diego (four rushing TDs)

FIELD GOALS

GAME	7	Cairo Santos, Oct. 4, 2015 vs. Kansas City (seven for seven)
	6	Chris Boswell, Dec. 18, 2016 vs. Pittsburgh (six for six)
	5	(eight times; most recently Stephen Gostkowski, Oct. 5, 2014 vs. New England (five for five))

LONGEST FIELD GOALS

60	Steve Cox, Oct. 21, 1984 vs. Cleveland
58	Robbie Gould, Sept. 8, 2013 at Chicago
57	Justin Tucker, Nov. 27, 2016 at Baltimore
55	Sebastian Janikowski, Nov. 25, 2012 vs. Oakland
54	Eddie Murray, Dec. 11, 1983 vs. Detroit
54	Dan Carpenter, Oct. 31, 2010 vs. Miami
54	Phil Dawson, Nov. 27, 2011 vs. Cleveland
54	Dan Carpenter, Nov. 20, 2016 vs. Buffalo
54	Justin Tucker, Nov. 27, 2016 at Baltimore

RUSHING

TOTAL RUSHING ATTEMPTS

GAME	45	Jamie Morris, Dec. 17, 1988 vs. Washington (OT) (152 rushing yards)
	41	Franco Harris, Oct. 17, 1976 at Pittsburgh (143 rushing yards)
	40	Adrian Murrell, Sept. 28, 1997 vs. N.Y. Jets (156 rushing yards)

RUSHING YARDS

GAME	227	Priest Holmes, Nov. 22, 1998 vs. Baltimore (36 attempts)
	216	Jamal Lewis, Sept. 16, 2007 at Cleveland (27 attempts)
	215	Terrell Davis, Sept. 21, 1997 at Denver (27 attempts)
	202	Earl Campbell, Oct. 26, 1980 at Houston (27 attempts)
	201	Larry Johnson, Jan. 1, 2006 at Kansas City (26 attempts)

RUSHING TOUCHDOWNS

GAME	4	Roland Hooks, Sept. 9, 1979 at Buffalo
	4	LaDainian Tomlinson, Nov. 12, 2006 vs. San Diego
	3	(many times; most recently Larry Johnson, Jan. 1, 2006 at Kansas City)

LONGEST RUSHES

92-td	Bo Jackson, Nov. 5, 1989 at L.A. Raiders
88	Bo Jackson, Dec. 16, 1990 at L.A. Raiders
80-td	Warren McVea, Oct. 26, 1969 at Kansas City

PASSING

TOTAL PASSING ATTEMPTS

GAME	63	Elvis Grbac, Sept. 23, 2001 vs. Baltimore (33 completions)
	62	Phil Simms, Oct. 13, 1985 vs. N.Y. Giants (40 completions)
	62	Joe Flacco, Sept. 7, 2014 at Baltimore (35 completions)
	60	Carson Wentz, Dec. 4, 2016 vs. Philadelphia (36 completions)
	58	Donovan McNabb, Nov. 16, 2008 vs. Philadelphia (OT) (28 completions)

COMPLETIONS

GAME	40	Phil Simms, Oct. 13, 1985 vs. N.Y. Giants (62 attempts)
	38	Kirk Cousins, Oct. 30, 2016 vs. Washington (OT) (London, Eng.) (56 att.)
	37	Drew Brees, Nov. 19, 2006 at New Orleans (52 attempts)
	36	Carson Wentz, Dec. 4, 2016 vs. Philadelphia (60 completions)
	35	Joe Flacco, Sept. 7, 2014 at Baltimore (62 attempts)

PASSING YARDS

GAME	513	Phil Simms, Oct. 13, 1985 vs. N.Y. Giants (40 comp./62 att.)
	510	Drew Brees, Nov. 19, 2006 at New Orleans (37 comp./52 att.)
	458	Kirk Cousins, Oct. 30, 2016 vs. Wash. (OT) (London, Eng.) (38 comp./56 att.)
	450	Dan Marino, Oct. 1, 1995 vs. Miami (33 comp./48 att.)
	437	Jeff Garcia, Dec. 5, 1999 vs. San Francisco (33 comp./49 att.)

TOUCHDOWN PASSES

GAME	5	Warren Moon, Oct. 14, 1990 at Houston
	5	Jim Kelly, Oct. 21, 1991 at Buffalo
	5	Warren Moon, Oct. 11, 1992 vs. Houston
	5	Kelly Holcomb, Nov. 28, 2004 vs. Cleveland
	5	Derek Anderson, Sept. 16, 2007 at Cleveland

PASSES HAD INTERCEPTED

GAME	5	Daryle Lamonica, Nov. 2, 1969 vs. Oakland (44 passes)
	5	Daunte Culpepper, Sept. 18, 2005 vs. Minnesota (37 passes)
	5	Kyle Orton, Sept. 25, 2005 at Chicago (39 passes)
	5	Brett Favre, Oct. 30, 2005 vs. Green Bay (39 passes)

LONGEST PASSES

99-td	Jeff Garcia to Andre' Davis.....	Oct. 17, 2004 at Cleveland
94-td	Ben Roethlisberger to Martavis Bryant.....	Dec. 7, 2014 vs. Pittsburgh
87-td	Jerry Rhome to Charlie Joiner.....	Dec. 13, 1970 at Houston
87-td	Kyle Orton to Brandon Stokley.....	Sept. 13, 2009 vs. Denver
84-td	Jim Kelly to Chris Burkett.....	Sept. 14, 1986 vs. Buffalo
84-td	Jay Schroeder to Willie Gault.....	Nov. 5, 1989 at L.A. Raiders

RECEIVING

TOTAL RECEPTIONS

GAME	14	Jimmy Smith, Jan. 2, 2000 at Jacksonville (165 receiving yards)
	13	Art Monk, Dec. 15, 1985 at Washington (230 receiving yards)
	13	Hines Ward, Nov. 30, 2003 at Pittsburgh (149 receiving yards)
	13	Steve Smith, Sept. 27, 2015 at Baltimore (186 receiving yards)
	12	Mark Bavaro, Oct. 13, 1985 vs. N.Y. Giants (176 receiving yards)

RECEIVING YARDS

GAME	260	Wes Chandler, Dec. 20, 1982 at San Diego (10 receptions)
	230	Art Monk, Dec. 15, 1985 at Washington (13 receptions)
	220	James Lofton, Oct. 21, 1991 at Buffalo (eight receptions)
	201	Roddy White, Oct. 24, 2010 at Atlanta (11 receptions)

RECEIVING TOUCHDOWNS

GAME	3	Warren Wells, Dec. 7, 1969 at Oakland
	3	Roger Carr, Sept. 19, 1976 at Baltimore
	3	Haywood Jeffires, Oct. 11, 1992 vs. Houston
	3	Haywood Jeffires, Nov. 14, 1993 vs. Houston
	3	Az-Zahir Hakim, Oct. 3, 1999 vs. St. Louis
	3	Steve Heiden, Nov. 28, 2004 vs. Cleveland
	3	Marvin Harrison, Dec. 18, 2006 at Indianapolis
	3	Stevie Johnson, Nov. 21, 2010 vs. Buffalo

PUNTING

TOTAL PUNTS

GAME	12	Bill Van Heusen, Oct. 6, 1968 at Denver (532 punting yards)
	12	Josh Miller, Oct. 15, 2000 at Pittsburgh (526 punting yards)

LONGEST PUNTS

76	Lee Johnson, Sept. 9, 2001 vs. New England
74	Dan Pastorini, Oct. 24, 1976 at Houston
74	Brad Wing, Dec. 7, 2014 vs. Pittsburgh
72	Brian Hansen, Oct. 17, 1993 vs. Cleveland
72	Sean Landeta, Sept. 20, 1998 vs. Green Bay
72	Josh Miller, Nov. 30, 2003 at Pittsburgh

PUNT RETURNS

PUNT RETURN YARDS

GAME	153	Steve Smith, Dec. 8, 2002 at Carolina (three returns)
	127	Billy "White Shoes" Johnson, Oct. 5, 1975 at Houston (six returns)
	120	Josh Cribbs, Oct. 4, 2009 at Cleveland (OT) (six returns)

LONGEST PUNT RETURNS

95-td	Lamont Brightful, Nov. 10, 2002 at Baltimore
92-td	Eric Metcalf, Sept. 4, 1994 vs. Cleveland
87-td	Jermaine Lewis, Sept. 27, 1998 at Baltimore
87-td	Steve Smith, Dec. 8, 2002 at Carolina

KICKOFF RETURNS

KICKOFF RETURN YARDS

GAME	229	Desmond Howard, Oct. 28, 2001 at Detroit (five returns)
	220	Terrence McGee, Dec. 24, 2005 vs. Buffalo (five returns)
	212	Richard Alston, Nov. 28, 2004 vs. Cleveland (10 returns)

LONGEST KICKOFF RETURNS

105-td	Mercury Morris, Sept. 14, 1969 vs. Miami
105-td	Trindon Holliday, Nov. 4, 2012 vs. Denver
103-td	Bob Gresham, Sept. 23, 1973 vs. Houston
101-td	Derrick Mason, Nov. 18, 2001 vs. Tennessee
100-td	Max Anderson, Sept. 22, 1968 vs. Buffalo
100-td	Jon Vaughn, Dec. 20, 1992 vs. New England

INTERCEPTIONS


TOTAL INTERCEPTIONS

GAME	3	Mike Wagner, Oct. 28, 1973 at Pittsburgh
	3	Lee Roy Jordan, Nov. 4, 1973 at Dallas
	3	Anthony Leonard, Oct. 1, 1978 at San Francisco
	3	Todd Scott, Sept. 27, 1992 vs. Minnesota
	3	Antrel Rolle, Nov. 18, 2007 vs. Arizona

LONGEST INTERCEPTION RETURNS

98-td	Chad Williams, Dec. 1, 2002 vs. Baltimore
94-td	Brent Grimes, Oct. 31, 2013 at Miami
85-td	Kelvin Hayden, Dec. 7, 2008 at Indianapolis
83-td	Phillip Buchanon, Sept. 14, 2003 at Oakland





**HALFBACK
JAMES BROOKS**

TEAM HISTORY

TEAM CHRONOLOGY

PRE-1966

Paul Brown had left the Cleveland Browns following the 1962 season, with an NFL coaching record of 115-49-6 and three league championships. He had also won four titles with the Browns in the All-America Football Conference, before they joined the NFL. But Brown was ousted from Cleveland by Art Modell, who had bought the Browns franchise in 1961. Despite Brown's founder's status with the Cleveland club, he had never been majority owner, and Modell showed Brown the door while telling the already legendary coach, "This can never be my team as long as you are here." It was a compliment, in a fashion, but it was a bitter blow to pro football's legendary innovator. Brown sought to return to the game, with operational control of a franchise, and in 1965 his son Mike completed a study on pro football expansion. The study recommended Cincinnati as a potential site. Later that year, Paul Brown met with Ohio Governor James Rhodes, who agreed to support a push for a second team for the state.

1966

Faced with serious concerns from the Reds baseball team regarding Crosley Field, as well as with growing civic support to push for pro football, Cincinnati's city council approved the construction of a dual-purpose downtown riverfront stadium, with seating capacity of more than 50,000.

1967

Cincinnati was awarded an American Football League expansion franchise on May 24, and on Sept. 26, the league's ownership decision came down in favor of the group led by Paul Brown. The franchise was to begin play in 1968, but it acquired its first player late in '67, trading two draft picks to the Miami Dolphins for QB John Stofa. And what would the team's nickname be? A Cincinnati newspaper poll showed much sentiment among Queen City fans for the name "Buckeyes," but Brown nixed that idea. Brown said that the name "belonged to Ohio State," and he added that the Buckeyes weren't all that popular in Kentucky, Indiana and West Virginia, which he considered part of a regional fan base for his team. Ownership instead chose the nickname "Bengals," with Brown making the announcement at an Oct. 26 news conference. The tiger theme was familiar to Brown, who had enjoyed great success with the Massillon (Ohio) High School Tigers early in his coaching career. Also, "Bengals" had been the nickname of a Cincinnati pro football franchise of the late 1930s and early '40s, and Brown had three members of that original Bengals team at his news conference. Brown cited a "precedence for reviving old team nicknames," noting that the Baltimore Colts and Buffalo Bills carried the same nicknames as previous unrelated pro teams in their towns. As for how the original 1930s team came to be known as Bengals, one school of thought associated the name with a hugely popular mid-'30s movie called "The Lives of a Bengal Lancer." The movie dealt not with tigers, but with the exploits of British soldiers in colonial India. That concept was clearly in Paul Brown's mind some 32 years after the movie's 1935 nomination for Best Picture, because Brown said at the nickname news conference, "We mean the tigers, not the lancers." But whatever connection may have been made between the original team and the movie, it seems to have been more a case of coincidence than design. The original Bengals indisputably used tiger images in promoting the team. And Hal Pennington, who coached and managed the team after his 1934 graduation from Xavier University as a multi-sport star, said in a '67 interview that he named the team to represent a tiger theme. Pennington said he was sitting in his mother's kitchen when he was struck by a product or advertisement — he couldn't remember exactly what — whose trademark included the name "Bengal" and a tiger-head image. "The (tiger) picture was so animated, it inspired me," Pennington recalled. "I just figured 'Bengals' would be a good name for the team."

1968

The Bengals fielded their first team, with an agreement to play two seasons at Nippert Stadium, on the University of Cincinnati campus, during construction of the as-yet-unnamed downtown stadium. The Bengals were placed as the fifth team the AFL's Western Division, bringing league membership to 10. They were awarded 40 veteran players in the AFL allocation draft, but the draft was not generous to Cincinnati, allowing existing teams wide latitude to protect the best talent. Of the 40 selections, only 16 ever played for Cincinnati, and only three would play as many as four seasons. G Pat Matson of Oregon, obtained from the Denver Broncos, would play the most Bengals seasons (seven) of any of the expansion draft signees. In the college draft, the Bengals selected Tennessee

center Bob Johnson as their first pick. Johnson would go on to play 12 Bengals seasons, with an AFL All-Star game selection. The Bengals played their first preseason game on Aug. 3 at Nippert, losing 38-14 to Kansas City before a crowd of 21,682. Jon Stofa was the starting QB against the Chiefs. In the regular season, the Bengals lost their opener at San Diego, with rookie Dewey Warren as starting QB, but Cincinnati won its next two, posting double-digit margins at home over Denver and Buffalo. The team would win only once more, however, finishing 3-11. Though Warren, a sixth-round draft choice from Tennessee, took the first regular-season snap at QB, Stofa and future Bengals head coach Sam Wyche also saw significant time at QB during the season. Regular-season home attendance averaged 25,766. Rookie RB Paul Robinson led the AFL in rushing with 1023 yards and was named AFL Rookie of the Year.

1969

The team selected QB Greg Cook of the University of Cincinnati with its first draft pick (fifth overall), and Cook was an immediate sensation. He led the second-year club to a 3-0 start, including victories over AFL powerhouses Oakland and Kansas City. "If (Cook) stays with it, I've got myself another Otto Graham," Paul Brown said. But Cook suffered a shoulder injury in Cincinnati's Game 3 win over Kansas City, and though he returned to play later in the season, winning the AFL passing title and league Offensive Rookie of the Year honors, he never fully recovered from the injury. The Chillicothe, Ohio native would play in only one more game after '69, and likely more than any other Bengals player, he has inspired thoughts of "what might have been." Cook's average-yards-per-pass-attempt in '69 was 9.41, still a team record through 2016 and the oldest surviving mark in the franchise record book. Although the team faltered after Cook's injury, finishing 4-9-1, Brown was named AFL Coach of the Year, and LB Bill Bergey, the team's second-round draft pick, was named AFL Defensive Rookie of the Year. Local support for the Bengals grew steadily, and on Oct. 7, the club announced that the remainder of the home season at Nippert Stadium was sold out. On Nov. 9, the Bengals played the franchise's first game on an artificial surface, tying Houston 31-31 at the Astrodome. The club experienced a tragedy on the morning of Sept. 15, day of the season opener, when LB Frank Buncom of Southern California, a 29-year-old about to enter his eighth NFL season, was found dead at the team hotel, due to a blood clot that had reached a lung.

1970

The year was a highly significant one for the Bengals, in both a football and a civic sense. On the football side, the Bengals moved into the NFL as part of the league's merger with the AFL. Paul Brown's quest in returning to pro football, following his ouster from Cleveland by Art Modell in 1962, had always been about re-joining the NFL. So when the Bengals began play in the AFL in 1968, it was key for Brown to know that the '70 NFL-AFL merger was already approved. There was much debate and controversy over exactly how the leagues would combine. The Bengals pushed strongly for a full merger, with the 26 clubs divided into two 13-team conferences. Other interests sought to keep the 16 NFL teams and 10 AFL teams in separate conferences of unequal size. But the full-merger view prevailed, with the NFL's Baltimore Colts, Cleveland Browns and Pittsburgh Steelers agreeing to join the 10 AFL teams in the new American Football Conference (AFC). The remaining 13 NFL teams formed the National Conference. The Bengals were part of a four-team AFC Central Division, joined by Cleveland, Pittsburgh and the AFL Houston Oilers. Thus was born the twice-annual "Battle of Ohio" between the Bengals and Browns. The Bengals started horribly on the field, losing six of their first seven games, but they roared to life in winning their last seven and claimed the first AFC Central title at 8-6, by a game over Cleveland. The Bengals became, at that time, the youngest franchise (third year of existence) to reach the NFL playoffs. Baltimore squelched the Bengals 17-0 in the first round of the playoffs, but that Colts club would go on to win Super Bowl V, and Brown won the Associated Press NFL Coach of the Year award. On the civic side, 1970 was the debut season for Cincinnati's dual-sport downtown stadium, which would be the Bengals' home through 1999. It was announced on Jan. 9 that the facility was officially named "Cincinnati Riverfront Stadium," but in popular usage the name soon became just "Riverfront Stadium." Though seating capacity for football varied, due to whether the Reds' home baseball season was still on, the new stadium roughly doubled the capacity of Nippert Stadium. The Bengals first played at Riverfront on Aug. 8, defeating Washington in a preseason game. The first regular-season game was on Sept. 20, a 31-21 win over Oakland, with QB and future Bengals head coach

Sam Wyche scoring the new facility's first regular-season football points, on a five-yard TD run in the first quarter. The club averaged 58,251 home attendance in the regular season. The baseball Reds had begun their tenure at Riverfront with a game vs. Atlanta on June 30.

1971

The Bengals went 5-0-1 in preseason and opened the regular season with high hopes of defending their AFC Central Division title. They started off with a 37-14 rout of Philadelphia at home, but they lost the next seven and finished at 4-10. The puzzling outfit stumbled despite outgaining foes by more than 25 yards per game and posting a plus-16 turnover differential. Six of their losses came by four points or less. QB Sam Wyche, who would become Bengals head coach in 1984, was traded in May to Washington, and Virgil Carter was the starting QB for most of the season. But Carter missed some time with injuries, allowing for the debut of third-round draft pick Ken Anderson, who immediately attracted notice as a prospect of great promise. Anderson could not turn the '71 season around, but it was the start of a 16-year career (longest in Bengals history through 2016) that would end with him holding all the team's major passing records at that time. The first of Anderson's career 197 Bengals TD passes was a five-yarder to WR Eric Crabtree in the fourth quarter of a 20-17 loss on Oct. 3 at Green Bay. On Nov. 28, the Bengals posted the first shutout in franchise history, 31-0 at home over San Diego. Regular-season home attendance was strong in Riverfront Stadium's second year, as the average of 59,266 would not be topped until the 2003 season at Paul Brown Stadium. Cincinnati's Dave Lewis won his second consecutive NFL punting title, averaging 44.8 yards.

1972

The team rallied from the disappointment of 1971 to finish 8-6 for the second time in three seasons. It wasn't enough for a second playoff berth in three years, but Coach Paul Brown said at season's end that the Bengals had met his goal of becoming a "fully competitive" NFL franchise by Year Five. (The Bengals would back up those words by going 38-18 over the next four seasons.) Besides the drama of a playoff bid that ended with a loss to Cleveland in Game 13, the season's major storyline was the battle between veteran Virgil Carter and second-year Ken Anderson for the No. 1 QB spot. Anderson got Brown's nod in preseason, but Carter took the job back for Game 9 vs. Oakland, after Anderson had struggled in a 40-17 loss to Pittsburgh. Carter was injured in the Oakland game, however, and Anderson started Game 10, a 20-19 upset loss to a Baltimore team that had won only twice. Carter started in a Game 11 win at Chicago, but passed for only 120 yards with two INTs, and Anderson was re-installed at No. 1 for a Game 12 win vs. the Giants. Anderson started the crucial Game 13 vs. Cleveland, but he was sidelined with an injury, and the Browns sealed a 27-24 win when Carter suffered an INT by LB Billy Andrews on a short pass to Cleveland's goal line with 0:36 to play. Anderson came back to start the play-for-pride season finale, directing a 61-17 romp at Houston, and Anderson would not again be seriously challenged until 1984, when at age 35 he was bothered by injuries and began to give way to Boomer Esiason. DT Mike Reid, Cincinnati's top pick from the 1970 draft, was the only Bengal named to the Pro Football Writers' first-team All-Pro squad, but rookie S Tommy Casanova also made a big impression and was voted by his teammates as the club's MVP. The 61 points scored at Houston stands through 2016 as a club record. It has been matched once since, in a 61-7 win vs. the same Houston franchise in 1989.

1973

The Bengals claimed their second AFC Central title in the division's four-year existence, winning their last six games after a 4-4 start and claiming the crown over 10-4 Pittsburgh via conference-record tiebreaker. The Bengals' rivalry with the Steelers heated up in '73, with Pittsburgh QB Terry Bradshaw saying, "I'd really rather beat Cincinnati than anybody." The Bengals and Steelers split their two season meetings. In postseason, the Bengals lost 34-16 at Miami, which would go on to win Super Bowl VIII. It marked the second time in two playoff appearances that the Bengals were eliminated by the team that would go on to win it all. Though the schedule at this time remained at just 14 games, the Bengals missed by just 15 total yards having two 1000-yard rushers. Veteran Essex Johnson had 997 yards, and bruising 12th-round draft choice Boobie Clark had 988. Clark was named AFC Rookie of the Year. Through 2016, only six teams in NFL history have had two 1000-yard rushers in a season (Bengals not among them), and four of those instances came in 16-game seasons. The '73 offense was further improved by WR Isaac Curtis, a first-round draft pick who would go on to play 12 excellent seasons for Cincinnati. The NFL's rules on home television blackouts were changed for 1973, with blackouts lifted on games

sold out 72 hours in advance, and the Sept. 24 game vs. Houston — a 24-10 Bengals victory — became the first Bengals home contest with live local TV. Paul Brown turned 65 on Sept. 7, but retirement was not on his mind. He would go on to serve through 1975 as head coach, and he would remain the Bengals' chief executive until his death in 1991 at age 82.

1974

A break-even (7-7) season for Cincinnati included the individual highlight of QB Ken Anderson winning the first of his four NFL passing titles. He posted a league-best 95.7 rating, with 213 completions in 328 attempts (64.9 percent) for 2667 yards, with 18 TDs and 10 INTs. In a Nov. 10 win vs. Pittsburgh, Anderson set a Bengals record (still standing through 2016) for completion percentage, ringing up a 90.9 by connecting on 20-of-22. Through 2016, that's third-best in NFL history (minimum 20 attempts). CB Lemar Parrish led the NFL in punt returns, with an 18.8-yard average that remains through '16 as the franchise record. The Bengals were 7-4 through 11 games, but were still a game and a half behind first-place Pittsburgh, and Cincinnati lost its last three contests. The Bengals swept the "Battle of Ohio" series vs. Cleveland for the first time, winning 33-7 at home in the season opener and 34-24 at Cleveland in Game 5. The campaign was preceded by a tumultuous offseason. Labor unrest roiled the league scene well into the preseason. The NFL Players Association called a strike, but not all players were on board, and most teams welcomed willing veterans into training camps. The Bengals were at the top in terms of veterans reporting to camp. Early preseason games were played with large numbers of rookies and other new personnel, however, and the Bengals offered fans refunds to those games. Most fans kept their tickets. The strike effort dwindled as preseason neared its end, and the regular season opened normally. Prior to preseason, the Bengals were in the thick of an NFL battle against player raids by the new World Football League, as they disputed the WFL Philadelphia franchise's signing of star LB Bill Bergey to a contract to begin in 1976, even though Bergey still was obligated to the Bengals through 1975. The Bengals lost that battle in court, but the decision wound up being moot. Bergey's offers from the unstable new league eventually fell through, and on July 10 of '74, Cincinnati traded Bergey to Philadelphia's NFL team, the Eagles, for first-round draft choices in 1976 and '77, plus a second-rounder in '77.

1975

In their final season with Paul Brown as head coach, the Bengals opened with six straight wins and went on to post an 11-3 record. Their .786 winning percentage stands through 2016 as the best in franchise history, and their plus-differential in yards per game (81.2, on 361.4 offensively vs. 280.2 defensively) also stands as a franchise record. The team also set a franchise record for fumble recoveries per game (1.57, on 22 total). But two of Cincinnati's losses were to AFC Central Division rival Pittsburgh, and the Steelers took the division title at 12-2, setting up their drive to the Super Bowl X championship. The Bengals qualified as the AFC Wild Card team for the playoffs, but had to play on the road at Oakland, which also had finished 11-3, and the Raiders prevailed, 31-28, withstanding a Bengals rally from a 31-14 deficit. QB Ken Anderson won the second of his four NFL passing championships, with a 93.9 rating, and he was also named Dodge NFL Man of the Year, an award reflecting both athletic and civic achievement. Attempts to revive the injury-plagued career of iconic QB Greg Cook ended on July 9, when the Bengals allowed Kansas City to claim Cook on waivers. Cook played in preseason for the Chiefs but did not reach the regular season with the club. The Bengals opened the preseason in the Hall of Fame game at Canton, Ohio, playing Washington on Aug. 2 on a day when the on-field temperature was estimated at 105, believed to be the hottest conditions ever (through 2016) for any Bengals game. Labor unrest forced the preseason to unfold under another strike threat, but it was averted just before the regular season began. The Bengals defense was strong despite the pre-training camp loss of Pro Bowl DT Mike Reid, who retired at age 26 to pursue a career in music. The last player still with the Bengals from the 1968 expansion draft, G Pat Matson, was traded to Green Bay on Sept. 10. Prior to the season, Paul Brown hired Kim Wood as the first "strength coach" in franchise history, citing the need for a more comprehensive year-round conditioning program for players. Wood would serve in the job through 2002.

1976

On Jan. 1, Paul Brown announced his retirement as head coach, while remaining general manager and overall chief executive. Brown had coached 41 seasons at various levels of football, with a career including dominance at the high school level, a national championship at Ohio State, and an AAFC and NFL dynasty with the Cleveland Browns. Brown also led the expansion Bengals into the playoffs in their third season (1970), making them the "youngest franchise" in

league history at that time to reach postseason. His overall coaching record was 342-126-15, for a winning percentage of .724. Brown named Bill "Tiger" Johnson, Bengals offensive line coach since the franchise's inception, as his successor as head coach. Johnson led the team to a 10-4 record, tied with Pittsburgh atop the AFC Central, but the Steelers won a tiebreaker (head-to-head sweep) for the division title, and the Bengals lost out to 11-3 New England for what was then a lone AFC Wild Card spot in the playoffs. The Bengals' .714 winning percentage is the highest (through 2016) of any Cincinnati team not to make the playoffs. The Bengals entered the final regular-season weekend tied with Pittsburgh at 9-4, but the Steelers clinched the playoff spot with a Saturday win against Houston. The Bengals were playing only for pride the following day when they swamped the N.Y. Jets 42-3 in what was to be the last Jets appearance by Hall of Fame QB Joe Namath. The Bengals acquired defensive end Coy Bacon in a March 31 trade with San Diego for WR Charlie Joiner, and Bacon contributed 22.0 sacks, still the Bengals record through 2016, and by a margin of 9.0. The team had 46 sacks, and its average of 3.29 per game is still the franchise record through 2016. Also still a record through '16 is the club's average yield of only 15.0 points per game. CB Ken Riley led the AFC with nine INTs. In the first round of the draft, Cincinnati selected HB Archie Griffin, the two-time Heisman Trophy winner from Ohio State, and Griffin went on to play for the Bengals through 1983.

1977

Head coach Bill Johnson posted a second straight winning record (8-6), but the team missed the playoffs, one game behind AFC Central champion Pittsburgh. The Bengals logged a huge win in Game 15, beating Pittsburgh 17-10 in a Saturday afternoon contest at frigid Riverfront Stadium (temperatures hovering between five and 10 degrees). The game left the teams tied for the division lead, and the Bengals were assured of winning a season-end tiebreaker, based on better point differential in their 1-1 season split with the Steelers. But on the final weekend, Pittsburgh won 10-9 over San Diego, and the Bengals fell 21-16 at Houston. The Oilers tied the Bengals' 8-6 record and officially took second place in a tiebreaker, but Houston also missed the postseason. The Bengals rallied into contention after a 2-3 start that included a season-opening loss to underdog Cleveland, the first time the Bengals had lost in a season opener played at home, following six straight wins in that situation. On Nov. 13 at Minnesota, QB Ken Anderson and WR Billy Brooks teamed up for a 94-yard TD pass, which stands through 2016 as the longest pass play in franchise history. The season ended the NFL's 17-year run (1961-77) of playing a 14-game regular-season schedule.

1978

The Bengals and the NFL played the first year with a 16-game schedule, and it was a long 16 for Cincinnati. QB Ken Anderson missed the first four games with a broken bone in his right hand, and Bill Johnson resigned as head coach following an 0-5 start. Among the first four games, Cincinnati's losing margins included one point (vs. Kansas City), three points (in overtime at Cleveland) and two points (vs. New Orleans). Johnson was replaced as head coach by Homer Rice, who had joined the staff for '78 as quarterbacks coach. The team dropped to a 1-12 mark before rallying to win the last three games. The Bengals closed the year with a 48-16 rout of Cleveland, a 32-point winning margin that stood until 2015 as Cincinnati's largest in the Battle of Ohio series. Prior to the season, CB Lemar Parrish and DE Coy Bacon were traded to Washington for the Redskins' first-round draft pick in 1979 (used to select RB Charles Alexander). Two Pro Bowlers, TE Bob Trumpy and S Tommy Casanova, retired prior to the season. On July 26, Paul Brown's eldest son, Robin, died of cancer at age 46, and Paul Brown had to cancel plans to be the presenter for Weeb Ewbank at Ewbank's Pro Football Hall of Fame induction. The Ben-Gals cheerleaders were in the news in '78. They attracted considerable new attention, going away from their "malt shop" look to a more revealing uniform, described at the time as "chic, smart and sexy, but not vulgar."

1979

Fullback Pete Johnson powered his way to 15 TDs, a club record at the time. But the team finished 4-12 in its only full season under head coach Homer Rice, who was released the day after the Dec. 16 season finale. The team struggled despite a plus-15 mark in turnover differential (44 takeaways, 29 giveaways). On Dec. 28, Rice was replaced by former Cleveland Browns head coach Forrest Gregg, who resigned as head coach of the CFL Toronto Argonauts to take the job. During the season, controversy flared over the publication of "PB: The Paul Brown Story," an autobiography written by Brown in collaboration with sportswriter Jack Clary. The book included lengthy and explicit criticism of

Cleveland Browns owner Art Modell, who had fired Brown as Cleveland head coach after the 1962 season. Modell made a formal complaint to the league office, charging Brown with violating league policy on public criticism of other teams' management. Brown eventually was fined \$10,000 by Pete Rozelle, whose appointment as NFL Commissioner in 1960 had been spearheaded by Brown. After paying his fine, Brown told reporters, "I have sent (Rozelle) his check, but I stand by the book as written. His (Rozelle's) action is not based on any judgment on the facts I have presented." Prior to the season, on Jan. 17, the Bengals created the coaching staff's first full-time position in charge of special teams, hiring Frank Ganz. On Nov. 14, after an injury to C Blair Bush, C Bob Johnson was coaxed out of retirement and played the remainder of the season. Johnson was the team's original No. 1 draft pick in 1968, and when he hung up his cleats for good after the '79 season, it marked the final departure of the last player who had been on the inaugural '68 club. On Sept. 23 vs. Houston, Bengal Chris Bahr kicked a 55-yard FG, which would stand alone as longest in franchise history for 33 years, until Mike Nugent tied it in 2012.

1980

Forrest Gregg managed only a 6-10 record in his first season as head coach, but he was laying the groundwork for a trip to the Super Bowl the following year. The first building block in that plan was the drafting of Southern California OT Anthony Munoz with the No. 3 overall selection. Munoz, who 18 years later would be a first-ballot Hall-of-Fame inductee, having played his entire career with Cincinnati, was enthusiastically endorsed by Gregg as Cincinnati's top choice. Gregg's deciding moment came when he was accidentally knocked to the ground by an errant Munoz forearm while working Munoz out in a supposedly "light-contact" drill on a scouting trip. Gregg himself was a Hall of Fame OT, inducted in 1977. After drafting Munoz, the Bengals endured a high-profile and acrimonious contract negotiation with Munoz agent Mike Trope. But Munoz was signed just before training camp, hyped as "the NFL's first million-dollar offensive tackle," and he started all season at LOT. Gregg instituted notably tougher discipline policies on Bengals players and became the first Cincinnati head coach to insist players wear sport coats and ties on road trips. But on the field, QB Ken Anderson was injury-plagued and wound up splitting time with Jack Thompson on an offense whose 244 total points ranked last in the AFC. Gregg notched two of his wins against defending league champion Pittsburgh, but his club lost twice to eventual AFC Central champ Cleveland, which had fired him as head coach after the 1977 campaign.

1981

The Bengals began the year with a dramatically redesigned uniform, highlighted by their now-signature striped helmets, and they ended the season in the Super Bowl, losing a heartbreaking 26-21 decision to San Francisco. The Bengals were favored in Super Bowl XVI at Pontiac, Mich., but they finished minus-three in turnover differential and fell short in trying to erase a 20-0 halftime deficit. Still, it was a foundational year for Bengals-mania in the Tri-State. Coach Forrest Gregg's second Bengals edition won the AFC Central Division title by four games, with a 12-4 record, and they won home playoff games over Buffalo and San Diego. Cincinnati's 27-7 "Freezer Bowl" AFC Championship win over the Chargers was played in conditions of minus-59 wild chill, still the lowest in NFL history through 2016. (The recorded temperature was minus-nine, second lowest in league history). Attendance at the Freezer Bowl was 46,302, more than creditable considering the weather, and attendance at the game is such a point of pride among longtime fans, it's said jokingly that more than 10 times that number of 46,302 now claim to have been in the stands. QB Ken Anderson earned NFL Most Valuable Player honors with a league-best and career-high passer rating of 98.4. With 29 TD passes and just 10 INTs, Anderson posted a 2.9-to-1 ratio, best in franchise history until 2015. TE Dan Ross and rookie WR Cris Collinsworth had big receiving years. Ross' 71 receptions was a club record to that point. FB Pete Johnson rumbled for a then club-record 1077 rushing yards, with 12 TDs. Future Hall of Fame OT Anthony Munoz played his second season and earned his first of what would be a Bengals-record 11 Pro Bowl berths. Defensively, the front line trio of DEs Ross Browner and Eddie Edwards and DT Wilson Whitley were in the fourth of their five seasons starting together. An outstanding veteran LB corps of Jim LeClair, Reggie Williams, Glenn Cameron and Bo Harris finished 1-4 in tackles. CB Ken Riley, by far the franchise's all-time INT leader, was in the 13th of his 15-season Bengals career. For QB Anderson, getting to his eventual season accolades was no easy journey. The year began with Anderson trade rumors (nothing materialized), and Anderson went through preseason in an open competition with Jack Thompson, the franchise's No. 1 draft pick from 1979. Anderson became sure of the season-opening job only when Thompson became unavailable, due to an injury in the final preseason contest. Anderson fared poorly in the season opener vs. Seattle

and was benched in favor of Turk Schonert. But although Schonert was a hero that day, leading a wild come-from-behind win, Anderson was re-installed by Gregg the following week and went on to his memorable season. Cincinnati swooned over rookie WR Collinsworth, who produced the franchise's first 1000-yard receiving season (1009) and displayed a magnetic personality that by year's end infected fans far beyond the Queen City. In December, Collinsworth became the first Bengals player featured on a Sports Illustrated cover. The offense had four Pro Bowlers (Anderson, Collinsworth, Johnson and Munoz), and the special teams had one (P Pat McNally), but the defense had none. Paul Brown was named NFL Executive of the Year by The Sporting News. Tickets for Super Bowl XVI were only \$40 face value. It was also an historic year for technology in the Bengals organization. On Sept. 25, it was confirmed to media that the club had bought and installed its first office-wide computer system, with "several terminals available for the ticket office and other business needs." As noted above, the new uniforms for 1981 featured tiger-striped helmets, and they made quite a splash. The design was chosen by Paul Brown, who said he wanted the helmet to be "instantly recognizable even from a distance." The bold look sparked debate among fans, and the Cincinnati Enquirer quoted a source from NFL Properties as saying "the design was not our first choice" among several presented to the Bengals. "But," the Enquirer source continued, "these helmets will definitely get recognized." Indeed, they have become an institution, still distinctive among NFL headgear after 36 years.

1982

The Bengals finished a strike-shortened season at 7-2, tied for the second-best record in the AFC. QB Ken Anderson was at the height of his Cincinnati prowess, winning his fourth NFL passing title (95.3 rating). Anderson stands through 2016 as the only Bengal to win more than two major NFL season titles of any variety. Anderson's 70.55 completion percentage was an NFL season record at the time, and through '16 it still stands as third-best in league history. Anderson also set a standing Bengals season record for passing yards per game, at 277.2 Isaac Curtis and Cris Collinsworth were in their second year as a Cadillac duo at wide receiver, helping Anderson to his high marks. But a players' strike began after Week 2 and lasted 57 days, until Nov. 17. Games scheduled in Weeks 3-9 wound up being canceled, and Week 10 games were rescheduled for Jan. 2, a week after the regular season had been scheduled to end. They were the first NFL regular-season games not played in the calendar year of the season. The defending AFC champion Bengals split their first two games, and when play resumed after the strike, they established themselves as again one of the top clubs in the conference, winning four straight to stand at 5-1. Cincinnati was 6-1 in its seven post-strike games, the only loss being a memorable 50-34 Monday night shootout at San Diego. In that game, Anderson set a Bengals record for completions (40) that still stands through 2016, but the Chargers' 661 yards net offense stands as the most ever allowed by the Bengals, and Chargers WR Wes Chandler set a still-standing Cincinnati opponents' record with 260 receiving yards. Buoyed by the previous season's AFC championship and the strong regular-season finish, Bengals fans had high hopes of a second straight Super Bowl appearance as the playoffs began. But in one of the most stunning losses in Bengals history, Cincinnati opened an expanded playoff format by falling 44-17 to the underdog N.Y. Jets at Riverfront Stadium. The Jets' point total stands through 2016 as the most ever in the playoffs against the Bengals, and Freeman McNeil's 202 rushing yards also still stand as a Bengals opponent playoff record. Four Bengals went to the Pro Bowl — Anderson, WR Cris Collinsworth, OT Anthony Munoz and TE Dan Ross. The nine regular-season games played were the fewest in the NFL since 1934, the year before the league adopted standard number of games for all teams. Bengals players were among the first to vote as a team to end the strike, doing so Nov. 11 in a meeting at the club's Spinney Field practice facility.

1983

It was a tumultuous year from start to finish as the Bengals posted a 7-9 record, dropping from the postseason picture after going 19-6 over the previous two regular seasons. In January, the new United States Football League announced that it would begin play in the spring of 1984, and the USFL roiled the '83 offseason by pursuing contracts with NFL players and coaches, including a number of Bengals. G Dave Lapham and TE Dan Ross signed "future contracts" with the new league for 1984, and they would indeed go there, but they played out their Bengals contracts for Cincinnati in '83. The biggest stunner to Cincinnati fans came June 27, when star WR Cris Collinsworth signed a future contract to begin in 1985 with the USFL Tampa Bay Bandits. But over an extended period of angst in Bengals Nation, extending into February 1985, Collinsworth and Bandits

owner John Bassett never fully consummated their deal. Collinsworth wound up playing his full pro football career (through 1988) with the Bengals. In July, offensive coordinator Lindy Infante signed a future deal as head coach of the USFL Jacksonville Bulls, and rather than let him coach in Cincinnati under his '83 contract, the Bengals fired him for breach of contract. On June 2, once highly-touted QB Jack Thompson was traded to the Tampa Bay Bucs for a 1984 first-round draft choice. On July 26, Bengals DE Ross Browner and FB Pete Johnson were among the first four NFL players ever suspended by the NFL for illegal drug activity. They missed all of training camp and Games 1-4 of the regular season. The team lost six of its first seven games, and in Game 6, a Monday night Riverfront Stadium visit by Pittsburgh, Steelers DE Keith Gary inflicted a severe neck sprain on QB Ken Anderson, bringing him down with a visually sickening twist of the face mask. Though Gary would in the end be only fined by the NFL (not suspended), the play proved to be key in raising NFL awareness that QBs were often in vulnerable positions and needed more rules protection. "It's fortunate (the play) was on national television," said Paul Brown. "Maybe now it won't be repeated." Anderson missed the next three games. On Nov. 20 vs. Houston, an obscure rookie drafted in the 10th round made his first NFL start, as an injury replacement. The player was Tim Krumrie, who would take over as full-time starter the next season and become one of the best defensive linemen and most admired players in franchise history. The Bengals rallied to finish 6-3 over their last nine games, and coach Forrest Gregg was under contract through 1984. But on Dec. 24, Gregg resigned with the team's blessing to take the head coaching job in Green Bay, where he had played his way into the Hall of Fame as an offensive tackle. On Dec. 29, the Bengals replaced Gregg with Indiana University head coach Sam Wyche, a former Bengals QB who five years later would join Gregg as the only other Bengal coach to take the team to the Super Bowl. Despite their disappointing season, the Bengals led the NFL in total defense under Gregg and coordinator Hank Bullough, allowing only 270.4 yards per game. The performance stands through 2016 as the club's only No. 1 defensive ranking.

1984

Rookie head coach Sam Wyche took the Bengals on a wild ride that ended just short of a playoff berth. The team rose from an 0-5 start to finish 8-8, winning its last four. After routing Buffalo 52-21 in a 1 p.m. ET season finale, the Bengals needed the 11-4 L.A. Raiders to win at home over 8-7 Pittsburgh in a 4 p.m. game. That result would have produced a Bengals-Steelers tie for the AFC Central title, and the Bengals would have been declared champions via tiebreaker. But the Steelers dashed Cincinnati's hopes in a 13-7 win over the Raiders, as Wyche and a number of invited media members watched on television at the coach's home. Wyche juggled his quarterbacks all season, due to injuries and/or coaching decisions. Ken Anderson began and finished the year as No. 1, starting nine games, but rookie Boomer Esiason started four and veteran Turk Schonert started three. Esiason made the first of his eventual 123 Bengals starts on Oct. 7 vs. Houston, in a battle of 0-5 teams. Esiason didn't dazzle, passing for 159 yards with no TDs and two INTs, but the Bengals won 13-3, and Esiason would finish 3-1 in his four starts on the year. Prior to the season, it was a big year for Cincinnati in the trade department. The Bengals entered April holding the No. 1 overall pick in the draft, via their 1983 trade of QB Jack Thompson to Tampa Bay. But with the top prospect, Brigham Young QB Steve Young, having signed with the USFL Los Angeles Express, the Bengals traded the pick on April 5 to New England, gaining the Nos. 16 and 28 spots in round one. The Bengals selected DE Pete Koch of Maryland at No. 16 and G Brian Blados of North Carolina at No. 28. The Patriots used the No. 1 pick on Nebraska WR Irving Fryar. On May 29, the Bengals made arguably the best straight player-for-player trade in franchise history, sending FB Pete Johnson to San Diego for RB James Brooks. Johnson would prove to be on the downside of his career, while Brooks would have a stellar Bengals tenure through 1991. The year 1984 was, and remains through 2016, the second time in club history for the Bengals to have three first-round draft picks (first year was 1977). With their own first-round '84 selection, the Bengals chose LB Ricky Hunley of Arizona, but Hunley became (and remains through 2016) the only Bengals first-rounder never to sign with Cincinnati. Hunley's stalemated contract negotiations set a Bengals record for length, and on Oct. 9, he was traded to Denver for three future selections, two of which brought Cincinnati productive WR Tim McGee (first round 1986) and Pro Bowl S David Fulcher (third round 1986).

1985

The 7-9 Bengals scored 441 points in Sam Wyche's second season as head coach, a club record at the time. But their 437 points allowed also was a record to that point. Rookie WR Eddie Brown, who had surprisingly been available with the No. 13 pick in the '85 draft, missed the first 18 days of training camp due to

contract talks, but he wound up as Associated Press NFL Rookie of the Year after catching 53 passes for 942 yards and eight TDs. Bengals icon Ken Anderson opened the season as the starting QB, but the 15th-year vet was supplanted in Game 3 by second-year pro Boomer Esiason, who went on to pass for 27 TDs and just 12 INTs while posting a 93.2 passer rating. The team rebounded from an 0-3 start to stand 7-7 after a rousing 50-24 win over Dallas, and a playoff berth was clearly within range in an AFC Central Division race in which no team was able to dominate. But in Game 15, the Bengals lost 27-24 at Washington after leading 24-7, and their only hope for the playoffs entering the final weekend was via tiebreaker in a possible three-way deadlock with Pittsburgh and Cleveland. The day before their season finale at New England, they were eliminated — and Cleveland became division champion — when Pittsburgh lost a Saturday game to the N.Y. Giants. Prior to and during the season, the team had a number of high-profile personnel issues. Star WR Cris Collinsworth, who had stunned Cincinnati fans in 1983 by signing a “future contract” with the United States Football League’s Tampa Bay Bandits, was to join the Bandits for their 1985 spring season. But after a soap-opera series of “will he go or will he stay?” events, Collinsworth re-signed with Cincinnati on Feb. 27. WR Isaac Curtis, a premier Bengal for 12 years, was released in July and shortly thereafter announced his retirement from pro football. DE Ross Browner went to Houston of the USFL in the spring, but he re-signed with Cincinnati in late August. TE Dan Ross, another ex-Bengal who had gone to the USFL, was re-acquired by Cincinnati in late August but was traded to Seattle in October.

1986

The '86 team was the second Bengals club, and the last one through 2016, to win 10 or more games and not make the playoffs. They lost their chance for a division title when they were bombed 34-3 by eventual champ Cleveland in Game 15 at Riverfront Stadium, but they stayed alive for a Wild Card berth to the very end. After swamping the N.Y. Jets 51-21 on the season’s final Sunday, they were set to qualify with a Miami win over visiting New England on Monday night. But as many Bengals players gathered to watch at a popular Cincinnati night spot, the Patriots won 34-27, taking the AFC East title by a game over the Jets and eliminating Cincinnati from postseason. The 10-6 Jets and 10-6 Chiefs took the Wild Card spots over the Bengals via tiebreaker, with better records against AFC foes. In his first full season as Bengals starting QB, Boomer Esiason passed for a then-club-record 3959 yards, and RB James Brooks posted a club record that still stands through 2016 for yards from scrimmage (1773, on 1087 rushing and 686 receiving). LB Reggie Williams won the prestigious NFL Man of the Year award, for his combined football and community efforts. In late July, the NFL completed successful defense of a multi-million-dollar antitrust suit filed by the United States Football League. The courts ruled technically in favor of the USFL, but awarded only a token \$1 in damages. “(The suit) could have been catastrophic to the NFL,” Bengals assistant GM Mike Brown told reporters. “We are glad to see it end in what we consider a complete victory.” In '86, the NFL began the regular use of instant replay officiating and stepped up its drug-testing program, two measures that were supported by the Bengals. After a year of instant replay, however, the Bengals would join a minority of teams that unsuccessfully opposed its continuation.

1987

The Bengals entered the season with big plans, after finishing 10-6 in 1986, but their aspirations were to be dashed. They started 1-1, but the loss was an exceedingly painful one, as Cincinnati lost to San Francisco despite having a lead and the ball with :06 to play. After that loss, the NFL players’ union went on strike. Games scheduled for Week 3 were canceled, and the next three games were played primarily by replacement players. Cincinnati went 1-2 in the three “replacement games.” The replacement-player strategy led to picketing by Bengals veterans outside the team’s practice facility, but replacement ball was effective in breaking the strike. A total of 85 NFL veterans crossed picket lines to play in the first replacement games, and though the Bengals were a stronger union team than many, LB Reggie Williams was among the 85. The flow increased after the first replacement weekend, though the Bengals had only one additional defection from the strike ranks, DE Eddie Edwards. But veterans agreed leaguewide to return for Game 6 and beyond, without a settlement to their labor issues. The “real Bengals,” however, could not get it back together again, posting a 2-8 record after their return, for a 4-11 overall team finish. The season ended with widespread speculation that fourth-year head coach Sam Wyche would be replaced, but Bengals general manager Paul Brown announced

Dec. 30 that the club would honor the final year of Wyche’s five-year contract. Brown termed the 1987 season “an aberration” for which Wyche should not take the brunt of blame, and looking ahead to 1988, Brown told media, “We have a team with talent, and yours truly does not consider this to be a rebuilding year.” Brown and Wyche, of course, were to be vindicated as the Bengals would go on to win the 1988 AFC Championship. One bright spot from '87 was the first Pro Bowl berth for NT Tim Krumrie, the 10th-round '83 draft choice who had already earned status as a key player and fan favorite. Prior to the '87 campaign, Bengals Nation saw the end of an era, as QB Ken Anderson announced his retirement on June 2. The 1986 season had been Anderson’s 16th as a Bengal, a term that stands through 2016 as the longest in franchise history. Anderson had participated in the team’s spring minicamp, but he changed his mind about a 17th season following a late May exam that showed reduced strength in his right (throwing) shoulder. “The doc told me, ‘You’re starting to wear out a little bit,’ ” Anderson said, “and there is life after football. I want to make sure that I can continue to play golf and otherwise enjoy that life.”

1988

Snubbed on the NFL’s prime-time TV schedule after a 4-11 season, the Bengals staged one of the biggest turnarounds in NFL history, posting a 12-4 record. They clinched the AFC home field advantage for the playoffs, and they won games at Riverfront Stadium over Seattle and Buffalo before losing a dramatic Super Bowl XXIII by 20-16 to San Francisco at Joe Robbie Stadium in Miami. In the Super Bowl, the Bengals took a 16-13 lead on a 40-yard Jim Breech FG with 3:20 remaining, but the 49ers drove 92 yards in 11 plays to seize victory with 0:34 to play, on a 10-yard pass from Joe Montana to John Taylor. The Bengals suffered two dramatic player losses for the Super Bowl, as troubled FB Stanley Wilson missed the Sunday game due to a Saturday night drug relapse, and Pro Bowl NT Tim Krumrie suffered a broken leg early in the first quarter, with TV cameras catching the fracture in grim detail. NFL Commissioner Pete Rozelle called Super Bowl XXIII the most exciting to that point in history of the game, which had recently suffered from very lopsided results. (The five previous winners had an average victory margin of 27.6 points). Nine Bengals were selected for the Pro Bowl, a club record that still stands through 2016. FB Ickey Woods did not make the Pro Bowl, but in his only full season of a career later derailed by injuries, he rushed for 1066 yards and a club-record 15 rushing TDs. His “Ickey Shuffle” dance became an iconic TD celebration nationally and would bring him widespread notice for many years, despite the brevity of his playing career. Sam Wyche, whose continued status as head coach was questioned by many entering the season, was named NFL Coach of the Year by the Pro Football Writers Association. But the more prestigious coaching award, from Associated Press, went to Mike Ditka of Chicago, whose team lost 28-3 in the NFC Championship game. Cincinnati’s two playoff wins were fraught with high-level controversy over Wyche’s hurry-up “no huddle” offense. In the Divisional game, Seattle players transparently feigned injuries to buy time for situational defensive substitutions, and that flap, raised to a higher level by comments from Buffalo coach Marv Levy, led the NFL to ban the no-huddle for the AFC Championship game against the Bills. But the Bengals dispatched Buffalo 21-10 without their full bag of tricks, and the NFL later admitted its ban was a mistake. The Bengals were allowed to use the no-huddle in the Super Bowl. In developments prior to the season, the Ben-Gals cheerleading squad was reinstated after a year’s absence — “We heard from the fans that they wanted them back,” said assistant general manager Mike Brown — and LB Reggie Williams on June 16 became the first (and still only) Bengal to serve on Cincinnati City Council, appointed by the Charter Party to a seat from which Charterite Arn Bortz had retired. In January of '88, Williams had received the “Sportsman of the Year” award from Sports Illustrated, and he was presented the award by President Reagan in a ceremony at the White House.

1989

The defending AFC champions showed the ability to be among the NFL’s most powerful teams, winning games by scores of 41-10, 56-23, 42-7 and 61-7. But injuries and inconsistencies defined the season, and Cincinnati finished 8-8 and out of the playoffs despite outscoring foes by 404-285. The plus-119 point differential stands through 2016 as the biggest plus in NFL history by a team without a winning record. The Bengals had a chance to claim a Wild Card berth in the final game of the league’s regular season, a Monday night (Christmas night) match in Minnesota. But the Vikings, needing a win to clinch the NFL Central title, prevailed by 29-21. The Bengals started 4-1 but lost four of their next five. Colorful and controversial head coach Sam Wyche helped keep fans’ emotions high as he sparred throughout the season with division rivals Cleveland and Houston. Wyche took repeated issue with rowdy crowd behavior in

Cleveland Stadium's "Dawg Pound," and when Bengals fans threw snowballs on the field during a Dec. 10 home game vs. Seattle, Wyche grabbed a public address microphone and scolded the crowd, saying "You don't live in Cleveland, you live in Cincinnati." The next week, in the highest-drama moment of Wyche's long feud with Houston coach Jerry Glanville, Wyche eschewed running out the clock in the final minute despite holding a 58-7 lead over the Oilers. He called for a FG and got a 61-7 conquest, then blasted Glanville as a "phony" in his post-game news conference. Prior to the season, iconic Bengals WR Cris Collinsworth was released in final cuts. On Sept. 17 vs. Pittsburgh, 1988 rookie sensation Ickey Woods suffered a knee injury that would play a big part in short-circuiting his career. Woods would play only two more partial seasons (1990 and '91). On May 11, the long-troubled saga of Bengals FB Stanley Wilson ended when Wilson was permanently barred from the NFL by Commissioner Pete Rozelle. NFL fans had been shocked in March when Rozelle announced his impending retirement. Rozelle, noted often as the most successful sports commissioner in United States history, had been boosted into the job in 1960 as an unknown compromise candidate supported by the Bengals' Paul Brown. Rozelle was replaced by Paul Tagliabue on Oct. 26. The '89 draft stands through 2016 as the only one in which Cincinnati did not exercise a first-round choice. Stated originally to have the next-to-last selection in round one, the Bengals traded down with Atlanta and made RB Eric Ball their first selection, with the seventh pick of Round 2. LB Reggie Williams retired with the end of the season, his 14th as a Bengal. In November, Williams was elected to Cincinnati City Council, after having already served five months as an appointed replacement to fill a Charter Party vacancy.

1990

The Bengals weathered a season with the only five-game road trip in franchise history, finishing 9-7 and claiming the AFC Central title out of a three-way tie with Houston and Pittsburgh. Cincinnati finished first based on best head-to-head record against the other two teams (3-1). Houston earned a Wild Card berth, and Pittsburgh missed postseason, based on the Oilers topping the Steelers in the tiebreaker of record against all AFC opponents. The Bengals had no assurance of making the playoffs entering the season's final day, but they earned the division title by beating Cleveland in an afternoon game, combined with a Houston victory over Pittsburgh that night. The Bengals had stayed in the race in Week 15 by pounding Houston 40-20 at Riverfront Stadium, and they pounded the Oilers again at home in the Wild Card round of the playoffs, prevailing 41-14. Cincinnati was eliminated the next week in the Divisional round at Los Angeles, falling 20-10 to the Raiders. In the L.A. game, Raiders RB Bo Jackson, the dual-sport superstar, suffered a hip injury in the third quarter when tackled by Bengals LB Kevin Walker. Though the tackle looked routine and the injury was not initially considered serious, it proved to be a hip dislocation that ended Jackson's pro football career. He never would play in another NFL game, and in baseball, he would not again appear in as many as 100 games in a season. The Bengals had to play five straight regular-season games on the road because their scheduled Oct. 14 home game against Houston was moved to Houston, due to a stadium conflict with Reds postseason baseball play. The Reds in fact did not wind up playing at home on Oct. 14, but the schedule change had to be made in advance — on the basis of the baseball game being possible — because Riverfront Stadium's baseball/football conversion process was too cumbersome to allow a late decision. The Bengals schedule had called for two road games prior to Oct. 14 and two road games after Oct. 14. The Bengals finished 2-3 on the trip, and their scheduled Dec. 23 game at Houston was moved to Cincinnati. In the second of the five straight road games, a 34-31 overtime win against the L.A. Rams at Anaheim Stadium, Boomer Esiason passed for 490 yards, a team record that still stands through 2016. Esiason passed for only 412 yards before the overtime, however, leaving Ken Anderson's 447 in 1975 vs. Buffalo as the highest club total in regulation time. Prior to the season, offensive coordinator Bruce Coslet left the Bengals to become head coach of the N.Y. Jets, and in the Sept. 9 regular-season opener, at Riverfront, the Bengals beat the Jets 25-20.

1991

Paul Brown, the Bengals' founder and first head coach, and a member of the Pro Football Hall of Fame, died on Aug. 5 at age 82, at his Cincinnati home. The cause of his death was complications from pneumonia. His funeral was held Aug. 7 in his hometown of Massillon, Ohio. Among those in attendance were NFL Commissioner Paul Tagliabue, former commissioner Pete Rozelle, numerous team owners and eight Hall of Famers. Pall bearers included former

Bengals Ken Anderson, Reggie Williams and Dave Lapham. As directed by Brown during his final days, the current coaches and players remained at work in training camp at Wilmington, Ohio during the days after Brown's death. But head coach Sam Wyche, a private pilot, flew his own plane from Wilmington to Massillon during a short break in his camp schedule. At the funeral, Pete Rozelle said: "Whether they know it or not, nearly everyone in the game of football has been affected by Paul Brown. His wealth of ideas changed the game." Brown's son Mike, a key figure in both bringing the Bengals to Cincinnati and in operating the club, took over as chief executive. The season, a major disappointment at 3-13, would be the eighth and final one for Wyche as Bengals coach. Following a Dec. 24 end-of-season meeting between Wyche and Mike Brown, the team announced that Wyche had unexpectedly resigned. Wyche interpreted events as his being fired, but there was no disagreement that his tenure had ended. On Dec. 27, the Bengals announced that WRs coach Dave Shula was promoted to replace Wyche. Shula, the son of legendary coach Don Shula, became at age 32 the second-youngest head coach in NFL history. (Harland Svare took over the L.A. Rams in 1962 at age 31). Mike Brown and Wyche went on to maintain cordial relations, and a disagreement over compensation for Wyche from his 1992 contract was later settled amicably. Wyche would go on to join the Tampa Bay Buccaneers as head coach from 1992-95. Prior to the season, the NFL announced new guidelines for media locker room access, action that had been sparked in large part by Wyche repeatedly expressing concern over the propriety of having female reporters in the locker room. Though the NFL maintained full access for all reporters, teams were instructed to screen shower areas from view, provide robes or extra-large towels to all players, and provide separate post-game interview areas for head coaches and key players.

1992

In the franchise's 25th anniversary season, the team started 2-0 under new head coach Dave Shula, with wins at Seattle and vs. the L.A. Raiders. And they seemed a lock to go 3-0 the next week against an 0-2 Green Bay team under rookie head coach Mike Holmgren, leading almost all the way. But a little-known Packers QB, Brett Favre, made the first splash of what would become one of the NFL's greatest careers. Favre directed a 21-point fourth quarter for a 24-23 win. A second-year pro at the time, playing in only his fourth game, Favre had come off the bench to replace injured starter Don Majkowski in the first quarter. Favre's two TD passes, including a 35-yarder to unheralded WR Kittrick Taylor with 0:13 to play, were the first two of a total that would rise to an NFL-record 508. The Green Bay game was the start of a five-game losing streak for Cincinnati, and the team finished 5-11. The year was marked by news involving many of the franchise's biggest names. All-Pro OT Anthony Munoz, with 11 Pro Bowl selections on his resume, was limited to eight games by injuries and announced his retirement prior to playing in the season finale. Another Bengals icon, QB Boomer Esiason, was benched in favor of '92 top draft pick David Klingler after the team fell to 4-7. Esiason asked to be traded as the season ended, and the club said it would try to accommodate him. Early '92 was the end of the line for Ickey Woods, Cincinnati's 1988 rookie RB sensation. Woods had seen some action in '90 and '91, after suffering a season-ending '89 left knee injury, but his '91 year included a significant right knee injury, and he was waived after failing to show well in the '92 spring minicamp. WR Eddie Brown, a standout performer from 1985-91, saw his NFL career essentially ended by a ruptured disc in his neck discovered early in training camp. Brown underwent surgery and missed the season. He gained free agency after the season, but found the market slow and wound up re-signing with the Bengals. He was released in final 1993 preseason cuts and did not play again in the NFL. Through 1991, Brown ranked third in Bengals history in receiving yards (6134) and held club records for receiving yards in a game (216) and a season (1273). Bright spots in '92 included WR Carl Pickens, named Associated Press NFL Rookie of the Year, and RB Harold Green, whose 1170 rushing yards were second-most in club history to that point. After the season finale, the Bengals hired team QB legend Ken Anderson as QBs coach. In the Game 3 loss at Green Bay, Bengals rookie Pickens turned in a 95-yard punt return for a TD, the longest punt return through 2016 in Bengals history.

1993

The difficult road toward the eventual 2000 completion of Paul Brown Stadium began in earnest in November of '93. At that time, Bengals president Mike Brown, with support from NFL Commissioner Paul Tagliabue, sounded the call that Riverfront Stadium had become economically obsolete in the changing world of pro football. Brown warned that absent real progress on improving the Bengals' stadium situation, the club might be forced to consider moving. The first step toward a solution came in December, when the club agreed to stay at least

through 1998, in exchange for a deal to partially renovate Riverfront and amend the team's lease. It was also stated that civic leaders would explore construction of a new stadium by the "early 2000s." The Bengals played their first season since 1984 without QB Boomer Esiason, who was traded to the N.Y. Jets in March for a third-round 1993 draft pick. David Klingler, Cincinnati's first-round 1992 selection, had taken over at QB at the end of 1992. Klingler directed late-season victories in '93 over the Rams and Falcons, but the bottom line was a 3-13 finish. Klingler had missed three games at midseason, due to back problems, but veteran backup Jay Schroeder had been unable to right the ship. The '93 season was the most defense-dominated in Bengals history (through 2016), as Cincinnati and its foes averaged total combined points of only 31.6 per game. Preseason cuts had seen the Bengals release longtime kicker Jim Breech in favor of rookie Doug Pelfrey of Kentucky, a Greater Cincinnati native (Fort Thomas, Ky.) who would play for the team through 1999. Breech through 2016 is still Cincinnati's all-time leading scorer (1151). Breech started his Bengals career in 1980, after one season with Oakland, and through '16 he ranks third in NFL history in consecutive games played scoring at least one point (186). Changing public attitudes on smoking impacted Bengals fans in April, as Cincinnati City Council enacted a ban on smoking in seating areas at Riverfront Stadium, to take effect in 1994.

1994

A shot of "Blake-mania" livened a 3-13 overall season. Due to injuries to QBs David Klingler and Donald Hollas, late-August waiver pickup Jeff Blake got a chance to start on Oct. 30 against Dallas, the two-time defending Super Bowl champions. Blake couldn't engineer the season's first win, but he threw for two TDs and had the Bengals up 20-17 until late in the third quarter of an eventual 23-20 loss. Blake went on to lead wins the next two weeks, at Seattle and vs. Houston. He remained the starter despite Klingler's return to health, and finished the year as a huge fan favorite, leading the NFL in pass completions of 50 or more yards (eight). In a nationally televised Oct. 2 Sunday night game at Riverfront, Miami's Don Shula and Cincinnati's Dave Shula became the first father and son to oppose one another as head coaches in North American major pro sports. The Dolphins won, 23-7. The Bengals closed the season with a unique comeback, beating Philadelphia 33-30 when Doug Pelfrey kicked two FGs in the last :03 of the fourth quarter. He connected from 22 yards at :03 to tie the score, then kicked a 54-yarder at :01, after the Bengals kickoff team recovered an Eagles muff at the Philadelphia 37. Though there is no official NFL record for multiple FGs in the waning seconds of a game, the Elias Sports Bureau confirms that from 1970 through 2016, no other player has kicked two in the last :03. On May 5, the Bengals signed Ohio State DT Dan Wilkinson, the first overall pick in the '94 draft. Wilkinson was the first player ever drafted No. 1 overall by the Bengals (later to be joined in 1995 by RB Ki-Jana Carter and in 2003 by QB Carson Palmer). In December, fan favorite Tim Krumrie, a two-time Pro Bowler, announced his retirement, effective at season's end. Krumrie was honored by the team at the regular-season finale, and shortly after the season he was hired to the coaching staff. He served as a defensive assistant in 1995 and was promoted to defensive line coach in 1996. The two-point conversion was added to NFL rules prior to the '94 season, with the Bengals among 23 teams voting in favor, and in the first preseason game, when Cincinnati played against Tampa Bay and former head coach Sam Wyche, a Buccaneers two-point conversion was the deciding play in a 17-16 Tampa Bay win. Much debate and some controversy continued through the year as the Bengals and baseball's Reds negotiated with Cincinnati leaders about the need for a new stadium, or even two. As co-tenants with the Bengals at Riverfront, the Reds balked at parts of an agreement the Bengals had reached in 1993 for interim improvements at Riverfront, and in an attempt to resolve issues, a city/county Stadium Task Force was formed, led by Cincinnati mayor Roxanne Qualls and Hamilton County Commission president Guy Guckenberger. The Bengals meanwhile agreed to share the cost of major improvements to Spinney Field, the team's city-owned practice facility.

1995

The Bengals were alive in the playoff race through Game 14, but were eliminated in a 26-10 loss at Cleveland in Game 15. The Dec. 17 Browns game was the last home game for Cleveland prior to the franchise's controversial move to Baltimore. The Bengals' 7-9 finish included a 2-0 start and wins in four of the last seven games, but Cincinnati lost six of seven in a midseason stretch, including a 26-23 home loss to Miami in "Shula Bowl II," as Bengals head coach

Dave Shula opposed his father, Don, for the second straight year. The Bengals closed the season by erasing a 21-point deficit in a 27-24 win vs. Minnesota, tying the largest comeback to win in club history. Jeff Blake held serve on the No. 1 QB job he had gained in 1994, keeping David Klingler in a backup role, and both Blake and WR Carl Pickens earned Pro Bowl berths. Pickens set a franchise record for TDs (17, all receiving) that stands through 2016. (In receiving TDs only, no other Bengals player through 2016 has had more than 12.) The Bengals had retained Pickens for 1995 by matching a free agency offer he received from Arizona. The Bengals suffered a severe blow in preseason game three on Aug. 17 at Detroit, as RB Ki-Jana Carter of Penn State, the top overall pick in the '95 draft, was lost for the season to a severe knee injury. Carter, who had missed the first two preseason games with an ankle sprain, was lost at Detroit on his third Cincinnati carry. The Bengals had traded with Carolina to gain Carter as an offensive centerpiece, moving up in the first round for the first time in franchise history. Carter would come back to play seven NFL seasons, four of those for Cincinnati, but he never matched his college form at the pro level and closed with only 1144 career rushing yards. The year of 1995 was filled with issues regarding the Bengals' need for a new stadium. A lack of progress on the local front led club president Mike Brown to explore the possibility of a move to Baltimore, pressed by a deadline on Baltimore's end. But Brown repeatedly professed he had no desire to move the team unless forced to by an untenable local situation. On June 28, just minutes before a Bengals-set deadline, Cincinnati City Council voted 5-4 to approve a Hamilton County plan from Commissioner Bob Bedinghaus to raise the county sales tax by one percent to fund two new stadiums. In the end that proposal was scaled down to a one-half percent hike, funding stadiums and also providing homeowners with property tax relief. But after the County Commission voted to implement the tax, forces opposed to the increase successfully petitioned to make approval subject to a public referendum to be held in March of 1996. In October, Mike Brown announced that the Bengals for 1996 would move most of their front-office operation from Riverfront Stadium to the team's new practice facility building at Spinney Field.

1996

Progress continued to be forged on the Bengals' efforts to secure their future in Cincinnati with a new stadium. The biggest step came on March 19, when Hamilton County voters approved by 61-to-39 percent a measure to fund new Bengals and Reds stadiums with a half-cent sales tax increase. The vote came after vigorous public debate, and the Cincinnati Post termed it a "landslide victory" for backers of the issue. On Sept. 10, the Bengals reached preliminary agreement with Hamilton County on a 30-year lease, for an as-yet unnamed and un-sited stadium. The Bengals pushed vigorously for a riverfront site, opposing proposals to build in the Broadway Commons area just northeast of downtown. Both public polls and experts' recommendations indicated a preference for a riverfront site, but the question remained undecided as the year ended. The new stadium's name also remained undecided, but early public response showed strong support for naming it after Bengals founder Paul Brown. On Sept. 9, Riverfront Stadium was re-named Cinergy Field, as the energy utility Cinergy reached a \$6 million naming rights deal with Hamilton County to cover the stadium's remaining years of use. On the field, the team lost six of its first seven games, but Cincinnati's fortunes took a U-turn after offensive coordinator Bruce Coslet was promoted to head coach on Oct. 21, replacing the released Dave Shula. Coslet directed the team to a 7-2 finish, including a 5-0 mark at Cinergy Field. The Bengals stayed alive for the playoffs until the next-to-last week of the season, when despite defeating Houston they were eliminated due to results elsewhere. Coslet, signed only through '96 when he took over as head coach, was extended on Dec. 14 through 2000. A signature win for Coslet came Nov. 3 at Baltimore, when the Bengals rallied from a 21-3 deficit to win 24-21. The 18-point deficit stands through 2016 as largest ever overcome by the Bengals in a road win. WR Carl Pickens, who in 1995 had become the first Bengal to lead the AFC in receptions, led the conference again with 100, the first Bengal to hit the century mark. The defense had 34 INTs, a club record that stands through 2016. CB Ashley Ambrose, a veteran free agent in his first Bengals season, led the team with eight INTs and went to the Pro Bowl along with Pickens.

1997

On Feb. 13, the Bengals and Hamilton County reached tentative agreement on a western riverfront site for a new football stadium. The Bengals yielded to County wishes for a site one block farther west than the club's preferred spot, supporting the goal of opening central riverfront space for development of other attractions and neighborhoods between a football and a baseball stadium

(though the baseball site had yet to be agreed upon.) A drawback for the development of the more western football site was that some of the needed land was not owned by the county, and that would lead to future delays, as well as higher costs than the Bengals' preferred site. On May 29, the 30-year Bengals lease was completed and signed. It was announced on May 29 that the facility would be named Paul Brown Stadium, with the Bengals agreeing to cover \$5 million for the loss of potential corporate naming rights. On April 29, the Bengals received a favorable ruling in a tax case that had threatened the viability of the franchise. In United States Tax Court in Chicago, Judge John O. Colvin ruled that the heirs of the late Paul Brown were not liable for \$40 million sought by the Internal Revenue Service, due to a dispute over Paul Brown's acquisition of team shares held formerly by John Sawyer. The Cincinnati Enquirer editorial page opined that the Bengals had been spared an unfair "ambush by the IRS." The football team opened training camp in a state-of-the-art new facility at Georgetown (Ky.) College, after 29 seasons of training at Wilmington (Ohio) College. On April 5, the Bengals had re-signed QB Boomer Esiason as a veteran No. 2 to back up Jeff Blake. Esiason had gone on to play for the Jets and Cardinals since playing for the Bengals from 1984-92. The team was struggling with a 2-7 record on Nov. 9 at Indianapolis when Blake was sidelined with a concussion, and the 36-year-old Esiason entered the game in the third quarter and led a comeback victory. The Bengals lost the next week at Pittsburgh with Blake as the starter, and Esiason was named starter for the final five games. The Bengals were 4-1 in his starts, and they scored 42 points in the start he lost. Esiason did not have enough pass attempts to qualify for a Bengals-record season passer rating, or for the NFL passing title, but he finished the season with a 106.9 rating. The team finished the season 7-9. It was the last Bengals hurrah for Esiason, who retired after the season to take a broadcasting job with ABC's Monday Night Football. The '97 season saw the debut of HB Corey Dillon, a second-round draft choice who stands through 2016 as the club's all-time leading rusher (8061 yards). On Dec. 4 vs. Tennessee at Cinergy Field, Dillon rushed for 246 yards and four TDs, breaking Jim Brown's NFL record for rushing yards in a game by a rookie (237) and tying the Bengals record for TDs and points in a game. Dillon's four TDs and 24 points remain tied for the Bengals record through 2016.

1998

On Jan. 24, Bengals OT Anthony Munoz (1980-92) was voted to the Pro Football Hall of Fame. Munoz was part of a five-member induction class, and he and Chicago Bears LB Mike Singletary became the 47th and 48th players among the then-194 members to be elected in their first year of eligibility. The official induction ceremony took place Aug. 1, at the Hall in Canton, Ohio. NFL labor events had led to Munoz gaining free agent status after announcing his retirement following the 1992 season, and he had signed with Tampa Bay (and his former Bengals head coach, Sam Wyche) as a free agent in '93. But Munoz gave up the comeback bid after suffering a shoulder injury in training camp, and because he was not with the Bucs in the regular season, he is recognized in the Hall as having played only for the Bengals. Plans for the Bengals' new stadium hit a serious snag in January of '98, due to a dispute between Hamilton County and the city over the county acquiring 12.5 acres of city land that it needed to build at its preferred western riverfront site. As the stalemate dragged on, the Bengals announced that if no agreement was reached by Jan. 31, the club would no longer be bound by the lease it had signed in spring of 1997. Tension continued to build until, at 1:15 a.m. on Feb. 1, City Council forged a past-the-11th-hour agreement to accept a county proposal. On April 25, officials from the county, city and the Bengals joined in a public groundbreaking for Paul Brown Stadium construction, with plans for the facility to be ready for the 2000 season. The news on the field was not so encouraging, as the team dipped to 3-13 in its second full season under head coach Bruce Coslet. QB Boomer Esiason, who had a sensational late-season return to the starting job in 1997, after four seasons playing elsewhere, announced prior to the season that he was retiring to join ABC's Monday Night Football as a broadcaster. The Bengals signed former Steeler Neil O'Donnell to compete with Jeff Blake for the starting QB job. O'Donnell won the job in training camp, but the team lost nine straight after beating Pittsburgh in Game 5. Blake started Games 14 and 15 before being injured, and the season ended with no clear starter in sight for 1999. HB Corey Dillon rushed for 1130 yards, becoming the first Bengal (and still through 2016 the only Bengal) to top 1000 in each of his first two Cincinnati seasons. In the season opener vs. Tennessee, injury-plagued HB Ki-Jana Carter, top overall pick in the 1995 draft, suffered a season-ending wrist fracture. DT Dan Wilkinson, drafted No. 1 overall by the Bengals in 1994, saw a rather stormy Cincinnati

career end prior to the season, when he was traded to Washington for picks in the first and third rounds of the '98 draft. The Bengals used the picks to obtain LB Brian Simmons (first round) and G Mike Goff (third round).

1999

For the first year since the idea's original proposal in 1993, plans for the Bengals' new stadium proceeded with only minor issues. The rise of the seating bowl of Paul Brown Stadium was watched by citizens throughout the year. However, past issues — particularly a delay in Hamilton County's acquisition of needed land from the city — put construction on a very tight schedule to meet the goal of an August, 2000, inaugural game. On the field in '99, veteran Jeff Blake and rookie first-round draft choice Akili Smith would end up sharing QB duties during a 4-12 season. Blake was benched after an 0-4 start, and Smith started and won his NFL debut, 18-17 on Oct. 10 at Cleveland. The game marked the renewal of the "Battle of Ohio" series, as the Browns returned to play as an expansion team. Cleveland had spent three years without NFL football after the Browns moved to Baltimore for the 1996 season. The Bengals did not win again until Game 12, however, and Smith suffered a season-ending ankle injury in Game 9 vs. Jacksonville. Blake engineered three straight wins in Games 12-14, but the team lost the final two. HB Corey Dillon rushed for 1200 yards and went to the Pro Bowl along with KOR Tremain Mack, whose 27.1-yard average was the team record until Adam Jones surpassed it in 2014.

2000

The Paul Brown Stadium era began on Aug. 19, as the Bengals christened Cincinnati's new football showplace with a 24-20 preseason win over the Chicago Bears. WR Peter Warrick scored the first Bengals preseason points in PBS on a 14-yard end-around run in the first quarter. In the stadium's Grand Opening regular-season game Sept. 10 vs. Cleveland, before a Cincinnati sports record crowd of 64,006 (since surpassed by the Bengals). The Browns won, 24-7. Rookie WR Ron Dugans scored the first Bengals regular-season points in PBS on a four-yard TD pass from Akili Smith. The '00 Bengals drew four other crowds which exceeded the pre-PBS record for a sports crowd in Cincinnati, but the Browns game stood as the new record at year's end. On Sept. 25, following an 0-3 start to the season, Bruce Coslet resigned as head coach and was replaced by assistant head coach/defensive coordinator Dick LeBeau, who was named interim head coach. The team finished 4-9 under LeBeau, including 4-6 in the final 10 games and a 2-2 mark in the final four. On Dec. 20, LeBeau signed a multi-year contract to begin in 2001. LeBeau's first victory, on Oct. 22 vs. Denver, featured a then NFL-record 278 rushing yards by Corey Dillon, who went on to set a Bengals record (since broken) of 1435 yards for the season, earning his second straight trip to the Pro Bowl. Against Denver, Dillon broke a 1977 record of 275 yards set by Chicago's Walter Payton. It was an all-or-nothing day for Dillon, as he was stopped on 10 of his 22 carries for one or fewer yards, but he had five runs of 30-plus, including TD runs of 65 and 41 yards. "It seemed like a high school game," Dillon said of his numbers. Dillon's 278 stood as the NFL record until Sept. 14, 2003, when Baltimore's Jamal Lewis had a 295-yard game vs. Cleveland, and Dillon's total ranks fourth in league history through 2016. The Denver game was Cincinnati's first regular-season win at Paul Brown Stadium. Akili Smith opened the year as starting QB, but the offense stalled, and he was replaced after a Nov. 5 loss at Dallas by veteran 2000 free agent signee Scott Mitchell. Prior to the season, on June 1, the Bengals released HB Ki-Jana Carter, their injury-plagued 1995 top draft pick. On July 20, Cincinnati released talented but malcontent WR Carl Pickens. Pickens' departure had left Darnay Scott set to take over as the No. 1 wideout, but Scott suffered a broken leg in training camp on Aug. 1 and missed the season.

2001

The Bengals got off to a 4-3 start in Dick LeBeau's first full season as head coach, but they did not win again until the final two games, finishing 6-10. The defense finished No. 9 in the NFL, but the offense ranked 23rd. The early season was played amidst the tragedy of the Sept. 11 terrorist attacks in New York and Washington D.C. All of the NFL's Week 2 games, scheduled for Sept. 16-17, were postponed until the first weekend in January, the weekend after the regular season had been scheduled to end. The Bengals resumed play on Sept. 23, moving to 2-0 with a win over Baltimore at Paul Brown Stadium, and by that time stadium security procedures had been strengthened, including a ban on "coolers, backpacks and oversized purses." Also, the Federal Aviation Administration moved to ban aircraft from operating within three miles of outdoor venues with events in progress. Free agent signee Jon Kitna took over as the starting QB, winning a training camp battle with Scott Mitchell and Akili Smith. The '01 season featured the Bengals' first visit to Pittsburgh's new Heinz Field, on Oct. 7. On

Oct. 28 at Detroit, a 31-27 Bengals win featured a 96-yard TD run by HB Corey Dillon, which stands through 2016 as the longest scrimmage play in Bengals history. The '01 season was the first for flamboyant WR Chad Johnson, who through 2016 is Cincinnati's all-time leader in receptions (751) and receiving yards (10,783). Johnson, a second-round draft pick from Oregon State, put up only modest rookie numbers, missing four games with a collarbone fracture, but he publicly pleaded with coaches and medical staff to let him come back sooner from the injury, and he promised, "I'm going to make a lot of noise here early." On Oct. 14, the Bengals re-set their own record for the largest crowd ever at a Cincinnati sports event, as 64,217 fans watched a 24-14 win over Cleveland.

2002

The Bengals began the season in a new division, the AFC North, as the NFL realigned into eight four-team divisions. The Bengals were successful in efforts to keep longtime rivals Cleveland and Pittsburgh as division foes, and the Baltimore Ravens completed the four-team lineup. The Bengals entered the season after an encouraging 2001 finish. But despite some noteworthy individual performances, the team sunk to the worst record (2-14) in franchise history. The team was hit hard by injuries, losing the league's second-highest number of games by starters. The offense got off to a very slow start with free agent signee Gus Frerotte at QB. The offense perked up noticeably after the 2001 starter, Jon Kitna, returned to the No. 1 QB role. For the first time since 1989, Cincinnati had a 3000-yard passer (Kitna), a 1000-yard rusher (Corey Dillon) and a 1000-yard receiver (Chad Johnson). Johnson had the first of his club-record 31 games of 100 receiving yards on Nov. 10 at Baltimore (seven-for-110). On Oct. 27 vs. Tennessee, Dillon raised his Bengals career rushing total to 6542 yards, passing James Brooks (6447) into the all-time franchise lead that he still holds through 2016 with 8061 yards. The Bengals set a team record for pass completions with 350 (since surpassed). But the team was 0-7 before getting a win at expansion Houston. The defense was inconsistent, and with nine TDs allowed on special teams or by the offense, the Bengals as a team allowed the second-most points (456) in club history. On Dec. 30, it was announced that head coach Dick LeBeau would not be retained for 2003.

2003

The Bengals launched a new era on Jan. 14, when Marvin Lewis was hired as the ninth head coach in franchise history. "We've turned over a new leaf," said Bengals president Mike Brown, and the Bengals have had no other coach since. Lewis has become the franchise's all-time leader in tenure (14 seasons through 2016) and wins (118). At the time of his hiring, Lewis was the eighth African-American to be named an NFL head coach. Architect of the Baltimore Ravens' record-setting Super Bowl defense in 2000, Lewis received a broad mandate from Bengals ownership to implement his program, and the team finished 8-8, six games better than the 2-14 Bengals of 2002. Though the Bengals missed the playoffs — eliminated on the final weekend of the season — their six-game improvement was the biggest of any NFL team from '02 to '03. It was also the second-biggest one-year improvement in Bengals history. Lewis finished second to Bill Belichick, coach of the World Champion New England Patriots, in Associated Press voting for NFL Coach of the Year. The season included the four largest pro sports crowds in Cincinnati history (to that time), topped by 65,362 on Dec. 28 vs. Cleveland, and the highlight game was a 24-19 win on Nov. 16 over an unbeaten (9-0) Kansas City team. The Chiefs game started what would be a Bengals-record streak of 57 consecutive home sellouts in regular season and postseason. WR Chad Johnson, who led the AFC with 1355 receiving yards, signed a five-year contract extension in November. Prior to the season, the Bengals had the No. 1 overall pick in the NFL Draft for the third time in team history, and the club chose Southern California QB Carson Palmer. Palmer was signed on April 24, just before the actual draft, as the Bengals took the option to execute an early signing. Palmer did not play as a rookie, as veteran Jon Kitna was the only NFL QB to play every offensive snap for his team, but Palmer would go on to set numerous Bengals passing records, beginning his playing career in 2004. QB Akili Smith, an unsuccessful first-round QB choice in 1999, was released on June 2. In an ironic twist for longtime Bengals followers, the club prior to the season hired Ricky Hunley as LBs coach. Hunley was a Bengals first-round draft choice as a player (LB) in 1984, but he never signed with Cincinnati, staging the longest holdout in franchise history before being traded to Denver on Oct. 9, 1984.

2004

In their second season under head coach Marvin Lewis, the Bengals continued their rebuilding process, posting a second straight 8-8 record. All eight

regular-season games at Paul Brown Stadium were sellouts — the first sold-out regular season since 1992 at Riverfront Stadium — and the total regular-season attendance of 524,248 put the team over the half-million mark for the first time. The team's break-even finish was a creditable performance, given that injuries were severe (18 players were placed on season-ending medical reserve lists) and that second-year QB Carson Palmer was seeing his first NFL playing time. Palmer, the 2003 first overall NFL draft pick, had not played as a rookie while backing up Jon Kitna. Palmer started the first 13 games before missing the final three with a knee strain. HB Rudi Johnson rushed for a club-record 1454 yards (a mark he later broke), and the team had four players named to the Pro Bowl, its highest total since 1990. The Pro Bowl quartet was Rudi Johnson, WR Chad Johnson, OT Willie Anderson and CB Tory James. K Shayne Graham set a club record with 122 points (since surpassed by Mike Nugent). Home games were played on a new, synthetic FieldTurf surface, on which installation was complete in early July. PBS had grass fields from 2000-03, but durability and maintenance issues dictated a switch. The team also made its first significant uniform change since 1981. The signature striped helmet was not changed, but the jersey design was modernized, black pants were added as a regular option to white pants, and a special-occasion orange jersey was added for up to two games per year. The team wore orange jerseys for the first time in franchise history in a 26-3 win vs. Dallas on Nov. 7. On Nov. 28, the Bengals played in what remains through 2016 as the second-highest scoring game in NFL history, a 58-48 home win over Cleveland (106 total points). The game stands through '16 as the only one in which the Bengals have scored in double figures in all four quarters (14-13-14-17). Prior to the season, HB Corey Dillon, the club's all-time rushing yards leader, was traded to New England for a second-round 2005 draft choice (Bengals chose S Madiou Williams).

2005

In head coach Marvin Lewis' third season, the Bengals returned to the playoffs, winning the AFC North Division title with an 11-5 record. But Cincinnati lost 31-17 to Pittsburgh in a Wild Card round playoff game, the first postseason game at Paul Brown Stadium, and QB Carson Palmer's postseason was regrettably short. Palmer, who posted a 101.1 regular-season passer rating, a Bengals record at the time, was lost to a serious knee injury on the club's second offensive snap in the playoff game, downed by former Bengal Kimo von Oelhoffen. On the play, Palmer had launched a 66-yard completion to WR Chris Henry. In the regular season, the team won its first four games, including an 88-29 point margin in the first three. The Bengals clinched the division title in Game 14, with a 41-17 victory at Detroit. A number of club individual single-season records were set, including two that still stand through 2016 — 1458 rushing yards by HB Rudi Johnson and 10 INTs by CB Deltha O'Neal. Five Bengals were voted to the Pro Bowl, the largest Cincinnati contingent since the 1989 team placed six. The five were Palmer, O'Neal, OT Willie Anderson, K Shayne Graham and WR Chad Johnson. The season's home crowds included the top four attendance figures in franchise history to that time, headed by 66,104 for the Bengals-Steelers game on Oct. 23. Two notable Bengals "voices" passed away in '05. Phil Samp, the team's radio play-by-play man from 1968-90, died on March 10, and Tom Kinder Sr., the stadium public address announcer from 1968-2004, died on April 10.

2006

For the first time since 1992, the Bengals sold out all games before the season began, and a waiting list was established for new season ticket buyers. The regular-season attendance mark was 527,870, for an average of 65,984, and both the total and the averages stand through 2016 as club records. Also prior to the season, it was also announced that head coach Marvin Lewis had signed a contract extension through 2010. Lewis completed his fourth season by joining Paul Brown as the only Bengals head coaches to go four straight seasons without a losing record, but though the team remained in contention until the final weekend, it missed the '06 playoffs with an 8-8 mark. The Bengals lost their last three games after standing 8-5. A win in either of the two final games could have secured a playoff berth, but Cincinnati lost 24-23 in Game 15 at Denver when an errant PAT snap foiled a chance to force overtime, and the Bengals lost the season finale in overtime vs. Pittsburgh, after record-setting K Shayne Graham missed a 39-yard FG try on the final play of regulation. QB Carson Palmer, sidelined with a major knee injury in the 2005 postseason, made good on his bid to play the full 2006 regular season, starting every game. He set a club record to that point with 4035 passing yards, and he boldfaced his status as the cornerstone of the roster by winning the Most Valuable Player Award in the Pro Bowl on Feb. 10, 2007. He stands through the 2016 season as the only Bengal to win the award. The season was a particularly notable one for flamboyant WR Chad Johnson. In March, NFL owners voted to clamp down on player end-zone

celebrations, an art that Johnson had been increasingly expanding in production value. In April, Johnson was signed to a contract extension through 2011. He was featured on a Sports Illustrated cover in October, and for the season he became the only Bengal (through 2016) to lead the NFL in receiving yards, with 1369. Johnson set a still-standing Bengals record for receiving yards in a game, with 260 on Nov. 12 vs. San Diego, and with 190 the next week at New Orleans, he set an NFL record at the time for receiving yards in consecutive games (450). Also in '06, Johnson became the only player to lead the AFC or NFC in receiving yards for a fourth consecutive season. No other player has done it since (through 2016). In February, federal judge S. Arthur Spiegel dismissed a Hamilton County lawsuit against the Bengals regarding the Paul Brown Stadium lease, ending two years of legal disputes. In March, the Bengals and Buffalo Bills were the only NFL teams to vote against a new Collective Bargaining Agreement with the players, deeming it unsound, and as time would pass, numerous owners and analysts would in hindsight praise the Cincinnati-Buffalo stance. The 2006 agreement, in some views, ultimately led to the conditions that caused a lockout of players from March through July of 2011. The Bengals in '06 were among a number of teams responding to concerns about rowdy fan behavior at NFL games. The club installed and staffed a "Jerk Line" that fans could call during games to report problems. LB David Pollack, Cincinnati's top draft choice in 2005, suffered what would prove to be a career-ending neck fracture in the home opener vs. Cleveland. Pollack was never paralyzed and made a full recovery, but after some consideration of a comeback, he ultimately decided against it and moved into a successful career as a sports broadcaster.

2007

In a Harris Interactive survey released in February, Paul Brown Stadium was the only football stadium to make a list of "America's Favorite 150 Buildings and Structures." PBS ranked 101st on the list, whose range included all manner of major structures, including skyscrapers, museums, churches, hotels and even bridges. (The Empire State Building ranked first). Among all sports venues, only Wrigley Field (31) and the old Yankee Stadium (84) ranked higher than PBS. For the second straight season, the Bengals sold out all games before the season began. The team entered the season with high expectations, with its first two home games selected for ESPN Monday Night Football. But the season's first half ended with a disappointing 2-6 record, and a second-half rally lifted the club only to 7-9, the first losing season for head coach Marvin Lewis. WR T.J. Houshmandzadeh tied for the league receptions title (112), setting a club record that still stands through 2016 and becoming the only Bengal ever to gain a share of the league lead. WR Chad Johnson broke his own team receiving yards record with 1440, a season mark that stands through 2016, and K Shayne Graham set two marks that stand through '16 — season field-goal percentage (91.2 on 31-of-34) and FGs in a game (seven). Graham was seven-for-seven on Nov. 11 at Baltimore, scoring all of Cincinnati's points in a 21-7 win. On Sept. 16 at Cleveland, QB Carson Palmer set a Bengals game record (still standing through 2016) with six TD passes, but the Bengals lost in a 51-45 shootout to the underdog Browns, starting a four-game losing streak that followed a season opening Monday night win vs. Baltimore. On Oct. 28 vs. Pittsburgh, the team established a franchise record for single-game attendance, recording a figure of 66,188. That number stands through 2016 as the largest crowd ever to attend a sports event in Cincinnati, and other Bengals crowds at Paul Brown Stadium more than fill out the other spots on the all-time Cincinnati top 10.

2008

With a club-record 23 players sent to the Reserve/Injured list, the Bengals struggled to a 4-11-1 finish. And that list of 23 did not include the biggest missing name, QB Carson Palmer, who stayed on the roster all season but played in only four games due to an elbow injury. Ryan Fitzpatrick replaced Palmer at QB. The team partly salvaged the season, going 4-3-1 in the campaign's second half, but that was after an 0-8 start. Though the offense was near record lows in many statistical categories, the defense was promising under new coordinator Mike Zimmer, rising to a No. 12 NFL yardage ranking, the team's best since 2001. For the third straight year, all home games were declared sold out before the season began. The Bengals' 13-13 tie on Nov. 16 vs. Philadelphia was the NFL's first deadlock since 2002, and some players on both teams would admit that they had been expecting the contest to continue when the 15-minute overtime ended scoreless, not realizing that NFL games still could end in ties. It was the first overtime tie in Bengals history. The Bengals had played one other tie, at Houston in 1969, but that game went just the regulation four quarters, as overtime was not yet in the rules. On Aug. 29, star WR Chad Johnson legally changed his name to Chad Ochocinco, a Spanish reference to his uniform

number (85). But he was not permitted to have the new name on his jersey until 2009, after he had fulfilled contractual obligations regarding the purchase of existing licensed "Johnson" merchandise. In 2012, while with the Miami Dolphins, Ochocinco would change his name back to Johnson, and the league subsequently determined that in all future references in league material, the player would be known as Johnson, regardless of the year involved. The 2008 preseason ended with dramatic final cuts, as those released included three Bengals with six Pro Bowls among them — OT Willie Anderson, HB Rudi Johnson and CB Deltha O'Neal. On May 19, the Bengals waived talented but troubled LB Odell Thurman, who had been a rookie sensation in 2005. Thurman had not played in 2006 or '07, suspended by the NFL for various behavior issues, and on May 19 Bengals coach Marvin Lewis said the team "had not seen the right steps taken" by Thurman to justify another chance to play for Cincinnati. Thurman would not play again anywhere in the NFL.

2009

Rebounding from the disappointment of injury-plagued 2008, the Bengals won their second division championship under coach Marvin Lewis, finishing with a 10-6 record. Their march to the AFC North title included a 6-0 mark in division games, marking the only time in franchise history (through 2016) for Cincinnati to sweep its division opponents. The Bengals were eliminated in the first round of the playoffs, however, losing 24-14 to the visiting N.Y. Jets, who went on to reach the AFC Championship Game. The Bengals weathered tragedy en route to the title. On Oct. 8, Vikki Zimmer, wife for 27 years to Bengals defensive coordinator Mike Zimmer, died unexpectedly in Cincinnati. And on Dec. 17, WR Chris Henry died in North Carolina from injuries suffered in a Dec. 16 fall from a moving pickup truck. Henry was not with the team at the time, recuperating from a forearm fracture suffered Nov. 8 vs. Baltimore. The Bengals chartered a plane for the entire team to attend Henry's funeral in New Orleans on Dec. 22, and NFL Commissioner Roger Goodell also attended. On the field in '09, the Bengals were led by their defense, which continued rapid improvement under coordinator Zimmer. The Bengals finished fourth in the NFL in fewest yards allowed (301.4 per game). The team suffered a stunning home loss to Denver in the season opener, on a wildly improbable late play, but Cincinnati rebounded to win its next four. The Bengals led Denver 7-6 with less than a minute to play, but the Broncos won 12-7 on an 87-yard TD pass that was deflected by the Bengals defense to Denver's Brandon Stokley, who was not the intended receiver. The play stands through 2016 as the NFL's longest game-winning TD play from scrimmage in the final minute of the fourth quarter. On Oct. 4, Shayne Graham's 31-yard FG beat the Browns 23-20 in the longest Bengals game not to end in a tie. Graham's winning kick came with :04 remaining in overtime. On Oct. 25 vs. Chicago, Bengals HB Cedric Benson vaulted into the NFL rushing lead with a 189-yard game against Chicago, the team with which he had debuted unsuccessfully as a high first-round draft choice. The Bengals won 45-10 in a game nicknamed the "Benson Bowl," and NFL Network reported that Benson's rushing total was the most by a player against his former team in league history, with research going back to 1950. Long known for his mischievous on-field antics, WR Chad Johnson logged his last significant zany move as a Bengal on Nov. 8 vs. Baltimore, when he playfully offered a dollar bill to the officiating crew as they were discussing a ruling. The NFL was not amused, and Johnson was fined \$20,000. In Games 10-12, for the only time in franchise history (through 2016), the Bengals got 100-yard rushing games from three different players in a span of three games (Bernard Scott at Oakland, Larry Johnson vs. Cleveland and Cedric Benson vs. Detroit). It was the first such instance in the NFL since 1993. Benson set a Bengals individual record for 100-yard rushing games in a season (six), and the club set a mark with eight individual 100-yard rushers. Both marks stand through 2016.

2010

Following a 2009 division championship, the team never jelled despite having veteran talent, including that of high-profile free agent WR Terrell Owens. After a 2-1 start, the Bengals tied a dubious team one-season record by losing 10 in a row. Wins in two of the last three games did little to ease the dissatisfaction. Head coach Marvin Lewis ended the season with an expired contract, but two days after the season finale, it was announced that Lewis had signed to return for a franchise-record ninth season in 2011, a wise move given that the next five Bengals teams would make the playoffs. In '10, Owens and WR Chad Johnson combined for 139 receptions for 1814 yards and 13 TDs, and Cedric Benson rushed for 1111 yards while Carson Palmer passed for 3970. But the team could not deliver in the clutch. Opponents scored eight TDs on returns (INTs, fumbles, kicks), and the Bengals were minus-eight in turnover differential. Injuries played a part, as the Bengals were forced to place 17 players on the Reserve/Injured list, and nine were veteran defensive players who would have

started or seen significant action if healthy. The season was the last one in stripes for Chad Johnson, who completed the year with franchise career record records (still standing through 2016) for receptions (751), receiving yards (10,783), receiving TDs (66) and most 100-yard receiving games (31). The club recorded a franchise-record 57th consecutive sellout (regular and postseason) for a Monday night game on Nov. 8 vs. Pittsburgh, but the streak ended when the Nov. 21 Buffalo game failed to sell out. The Bengals played five preseason games, their most since 1988, as the club was selected to open the NFL preseason against Dallas in the Pro Football Hall of Fame Game on Aug. 8 at Canton, Ohio. On Aug. 7, former Bengals assistant coach and head coach Dick LeBeau was inducted into the Hall of Fame. LeBeau, who spent 18 years on the Cincinnati coaching staff, also had a stellar playing career as a DB with the Detroit Lions, and after leaving Cincinnati he became a successful defensive coordinator with Pittsburgh.

2011

Shortly after re-signing for a Bengals-record ninth season as head coach, Marvin Lewis had a message for Bengals fans upset over the 2010 team's 4-12 record. "I will fix us," Lewis pledged, and the record would bear him out. Lewis led a young team — the AFC's youngest as of Week 1 — to a 9-7 record and a Wild Card playoff berth. Cincinnati lost at Houston in the Wild Card game. The young Bengals squad was not able to work with the coaching staff until late July, due to a player lockout over labor issues that had begun in March. The lockout ended just as training camps were due to open, with the announcement of a new NFL Collective Bargaining Agreement. But Cincinnati's players had staged numerous workouts on their own during the lockout, and two veteran leaders — DT Domata Peko and OT Andrew Whitworth — were accorded great credit for helping the team hang together in preparation for its surprise season. The Bengals defied widespread last-place predictions from preseason analysts by putting new offensive pieces together quickly. Working in the scheme of new offensive coordinator Jay Gruden, the club's top two draft picks — WR A.J. Green and QB Andy Dalton — became the first rookie QB-WR duo in NFL history to make the Pro Bowl. K Mike Nugent, from nearby Centerville, Ohio, set club records (still standing through 2016) for points (132) and FGs (33) in a season. The defense, in its fourth season under coordinator Mike Zimmer, ranked seventh in the NFL. DT Geno Atkins, a fourth-round 2010 draft pick, began emerging as one of the best draft steals in franchise history, tying for the NFL lead in sacks (7.5) among interior linemen and earning his first Pro Bowl berth. Dalton's success at QB led to the Bengals trading holdout veteran QB Carson Palmer to Oakland on Oct. 18, and Cincinnati received Oakland's first-round 2012 draft choice and second-round 2013 draft choice. The picks were used on CB Dre Kirkpatrick (2012) and HB Giovani Bernard (2013). On July 29, the Bengals traded talented but problematic Chad Johnson, their all-time leader in receptions (751) and receiving yards (10,783), to New England for a fifth-round and a sixth-round draft choice. Cincinnati used the picks to draft WRs Marvin Jones (2012) and Cobi Hamilton (2013). Johnson would make only 15 more NFL catches, released by New England in June of 2012 and released by Miami the following August. Lewis closed the year with 69 career victories, passing Sam Wyche (64) for most by a Bengals head coach. Through 2010, Lewis had been tied with Wyche and Paul Brown for most seasons as Bengals head coach (eight).

2012

The Bengals brought training camp to downtown Cincinnati, holding camp at the club's home facility for the first time. The team had trained for 29 seasons at Wilmington (Ohio) College and for the next 15 at Georgetown (Ky.) College. Changes in the NFL's Collective Bargaining Agreement helped drive the change, as the Bengals joined a majority of NFL teams which had switched to their home bases. With the new CBA reducing the amount of time players could be on the practice field, it was thought that their increased non-field time could be much better used at Paul Brown Stadium, where medical and classroom facilities were far superior to any remote camp site. Plans for a second straight playoff season seemed to have gone awry when the team lost four straight after a 3-1 start, standing 3-5 at the season's halfway point. But the Bengals stormed back to go 7-1 in the second half and clinched a Wild Card postseason berth with a 10-6 record. The only loss in the final eight games came by one point, 20-19 to Dallas, on a Cowboys FG at the final gun. Of 131 NFL teams to post 3-5 starts between 1990-2012, the Bengals were one of only nine to reach the playoffs, and the 7-1 finish tied the 1981 Cincinnati Super Bowl team for best second-half record in a 16-game season. Cincinnati lost at Houston in the first round of the playoffs for the second straight year, but it was the first time for the Bengals to reach

postseason two years in a row since 1981-82. The Bengals clinched their playoff berth with a 13-10 win at Pittsburgh in Game 15, at the same time eliminating the rival Steelers from contention. CB Leon Hall got the only Bengals TD against the Steelers, on a 17-yard INT return. The defense ranked sixth in the NFL in fewest yards allowed (319.7 per game), and it collected a team-record 51 sacks (though the 1976 team, in a 14-game season, had a higher average of sacks per game). All-Pro DT Geno Atkins led the sack parade with 12.5, third-most in club history and most on the season by a margin of 4.5 among NFL interior linemen. WR A.J. Green scored at least one TD in nine straight games (Games 2-10), a Bengals record for within one season. He became only the second NFL player in a 48-year span to have at least one receiving TD in nine straight games in a season, joining Hall of Famer Jerry Rice. P Kevin Huber posted averages of 46.6 gross and 42.0 net, club records that he reset in 2014. New technology lessened the need of the '12 team for notebooks and attention to bulletin boards, as the Bengals became one of the first NFL clubs to issue players tablets, for easy distribution of schedules, video and other key information. Shortly after the end of the season, Bengals RBs coach Jim Anderson announced his retirement. Anderson had joined the Bengals staff in 1984, and his 29 seasons stand through 2016 as a franchise record for most total seasons on the Cincinnati coaching staff. During his last six seasons, Anderson had the most consecutive years with his team of any position coach in the NFL.

2013

Coach Marvin Lewis led the Bengals to their third straight playoff appearance — a franchise first. Cincinnati won its third AFC North Division title under Lewis, posting an 11-5 record and clinching the crown with a 42-14 rout of Minnesota in Game 15. The Bengals went 8-0 at home for the second time in club history (also 1988), and they were among only five NFL clubs to reach the postseason each year from 2011-13. They were in the postseason for the fourth time in five years, among only six teams to qualify four or more times in that span. For the third straight season, however, the playoffs ended all too soon for Cincinnati, as San Diego prevailed 27-10 in a first round game at Paul Brown Stadium. The '13 team played three overtime games, most in a season in franchise history. They won the first OT contest, but lost in OT in consecutive weeks in Games 9 and 10. It was the first time in franchise history for the team to play two straight OT games. The consecutive losses dropped the team's record to 6-4, but Lewis' club closed the season with five wins in the last six games. QB Andy Dalton set franchise records for passing yards (4293) and TD passes in a season (33), and he became one of only five QBs in NFL history to pilot a playoff club in his first three seasons in the league. WR A.J. Green was named to the Pro Bowl for the third time in his three-year career, and he set club records for most 100-yard receiving games in a season (six) and most consecutive 100-yard receiving games (five). Second-year WR Marvin Jones also posted a club mark, becoming the first Bengal with four TD receptions in a game (Oct. 27 vs. N.Y. Jets). Jones accomplished his feat in the franchise's 700th regular-season game. Green (11) and Jones (10) became the first Bengals duo to each hit double figures in TD receptions in a season. Marvin Lewis earned a "coaching-tree" compliment after the season when, in an NFL rarity, each of his coordinators signed as NFL head coaches. Offensive coordinator Jay Gruden went to Washington, and defensive boss Mike Zimmer went to Minnesota. Also in the TV realm, the Bengals in '13 agreed for the second time in five years to be featured during preseason on the all-access HBO series, "Hard Knocks." The club allowed virtually unfettered access to team activities to crews from NFL Films. Though many NFL clubs have shied from invitations to be a Hard Knocks team, the Bengals won the AFC North title for the second straight time after doing the show, as they also won after doing Hard Knocks in 2009.

2014

Head coach Marvin Lewis led the Bengals to a 10-5-1 record and a Wild Card playoff berth, and to new heights in terms of consistent success for the franchise. Lewis had the team in postseason for the fourth straight year, extending the club-record of three set in 2013 — and the team established a new club mark with a third straight season of double-digit wins. The season ended when an injury-depleted team lost 26-10 at Indianapolis in a Wild Card playoff game, but the Bengals stood as one of only four NFL teams to have made the playoffs four straight years. Lewis' club record for head coaching victories was extended to 100 in the season's final win, a Monday night playoff clincher in Week 16 vs. Denver. The Bengals tied a franchise record with four regular-season games in prime time on national TV. WR A.J. Green was voted to a fourth straight Pro Bowl, joining WR Isaac Curtis as the only Bengals selected in each of their first four seasons, and CB Adam Jones became the first Bengal to win an NFL kickoff return title, averaging a franchise-record 31.3 yards. In the year's biggest off-field story, DT Devon Still touched hearts across the nation

with his openness regarding his daughter Leah being diagnosed with cancer. The Bengals worked to have sales of Still's No. 75 jersey benefit pediatric cancer research, and nearly 15,000 jerseys were sold to buyers near and far. At the Nov. 6 home game vs. Cleveland, Cincinnati Children's Hospital Medical Center was presented with a check for \$1.3 million. During training camp, the team signed QB Andy Dalton to a six-year contract extension, running through 2020. On April 17, the club continued its leading role in development of the Cincinnati downtown riverfront, announcing an agreement with Hamilton County that helped pave the way for General Electric to bring a major office facility to the emerging Banks neighborhood between Paul Brown Stadium and the Reds' Great American Ball Park. Fans at home games in 2014 enjoyed the benefits of the first state-of-the-art WiFi system throughout PBS.

2015

The Bengals extended their franchise record for consecutive playoff seasons to five and stood as one of only four NFL teams to qualify those five consecutive years. But it was one of the more bittersweet seasons in club history. The team got off to an 8-0 start, setting a franchise record for most consecutive wins within a season and tying the mark for most wins regardless of seasons. The 12-4 finish tied Cincinnati records for most wins in a season and best winning percentage in a 16-game season. QB Andy Dalton was a huge key to it all, winning the AFC passing title with a Bengals-record 106.3 rating. But Dalton suffered a thumb injury in Game 13 vs. Pittsburgh and missed the remainder of the campaign, including a dramatic 18-16 loss to Pittsburgh in the first round of the playoffs. Backup QB AJ McCarron, who went 2-1 as a starter in the last three regular season games, rallied the Bengals in the playoff game from a 15-0 deficit after three quarters to a 16-15 lead with 1:50 to play. But the Steelers came back for a winning FG after recovering a fumble by Bengals HB Jeremy Hill deep in Pittsburgh territory. The Bengals' 2015 accomplishments also included a No. 2 NFL finish in scoring defense (17.4), the highest in club history. The club's most singular game accomplishment came Oct. 11 vs. Seattle, when the Bengals overcame a 17-point fourth-quarter deficit (24-7) to win 27-24 in overtime. The last time any NFL team had won a regular season or postseason game after trailing by 17 in the fourth quarter had been Week 15 of 2010, and Cincinnati's

win ended a streak of 427 consecutive games in which teams trailing by 17-plus in the fourth quarter had lost. By the end of the postseason, the game stood as the only win for such a trailing team in the previous 536 instances.

2016

For the first time in six seasons, the Bengals missed the playoffs, and their 6-9-1 record came with plenty of reason to think what else might have been. Cincinnati's last five losses came by a total of 16 points, and a general lack of production in the fourth quarter was highlighted by the team suffering from crucial missed place kicks as no Bengals team had suffered in recent years. Injuries also were a worse-than-usual factor, but head coach Marvin Lewis said simply, "Your record is what you earn. We have to do a better job in so many ways (in 2017)." The most notable injury was a hamstring strain that cost WR A.J. Green all but two snaps of the last seven games. Through nine games, Green's totals of 66 receptions and 964 yards had him on pace to set club season records in both categories by wide margins. DE Carlos Dunlap had a remarkable 15 passes defensed, leading the team by five in becoming the first DL to lead the team in the category, and Dunlap led all NFL defensive linemen by seven. DE Geno Atkins led all NFL interior linemen in sacks (nine), claiming at least a piece of that crown for the fourth time in his seven seasons. Green, Dunlap and Atkins were among five Bengals in the Pro Bowl, joined also by QB Andy Dalton and OT Andrew Whitworth. The Bengals took part for the first time in the NFL's International Series, playing Washington to a 27-all tie on Oct. 30 at London's Wembley Stadium. The Bengals officially named the home team in the game, as the team played only seven games at Paul Brown Stadium, but it stands as the only regular season game in franchise history played at a neutral site. The tie against Washington was notable because it was Cincinnati's third tie in nine seasons (2008-16). Only eight other NFL teams played even one tie in that span, with the remaining 23 playing none. The Bengals extended an impressive popularity streak in '16, running to 183 the number of consecutive weeks in which a televised regular-season or postseason game was the No. 1-ranked program for the week in Cincinnati. The streak began in 2004. Another notable statistic for the season was rookie WR Alex Erickson, a college free agent signee from Wisconsin, leading the AFC with a 27.9-yard kickoff return average, second-highest in team history.

ALL-TIME RESULTS

REGULAR SEASON AND POSTSEASON

All-time regular-season record: 344-408-4 (209-166-2 home, 135-242-1 road, 0-0-1 neutral)

All-time postseason record: 5-14 (5-5 home, 0-7 road, 0-2 neutral)

(All games listed are Sunday afternoon games unless noted otherwise. Opponents are capitalized for games in which the Bengals were the home team, including those games played at neutral sites.)

1968

3-11-0 (2-5 HOME, 1-6 ROAD) 5TH IN AFL WEST

HEAD COACH: PAUL BROWN

DATE	OPPONENT	W-L	SCORE	ATT.	STADIUM/NOTES
Sept. 6	at San Diego Chargers.....	L	13-29	33,687	San Diego Stadium/Friday night
Sept. 15	DENVER BRONCOS.....	W	24-10	25,049	Nippert Stadium
Sept. 22	BUFFALO BILLS.....	W	34-23	24,045	Nippert Stadium
Sept. 29	SAN DIEGO CHARGERS.....	L	10-31	28,642	Nippert Stadium
Oct. 6	at Denver Broncos.....	L	7-10	41,257	Bears Stadium
Oct. 13	at Kansas City Chiefs.....	L	3-13	47,096	Municipal Stadium
Oct. 20	MIAMI DOLPHINS.....	L	22-24	25,942	Nippert Stadium
Oct. 27	at Oakland Raiders.....	L	10-31	37,083	Oakland Coliseum
Nov. 3	HOUSTON OILERS.....	L	17-27	24,012	Nippert Stadium
Nov. 10	KANSAS CITY CHIEFS.....	L	9-16	25,537	Nippert Stadium
Nov. 17	at Miami Dolphins.....	W	38-21	31,747	Orange Bowl
Nov. 24	OAKLAND RAIDERS.....	L	0-34	27,116	Nippert Stadium
Dec. 1	at Boston Patriots.....	L	14-33	17,796	Fenway Park
Dec. 8	at N.Y. Jets.....	L	14-27	61,111	Shea Stadium
Dec. 15	— BYE —				

REGULAR-SEASON TOTALS 3-11-0 215-329 — Regular-season home att.: 180,343

1969

4-9-1 (4-3 HOME, 0-6-1 ROAD) 5TH IN AFL WEST

HEAD COACH: PAUL BROWN

DATE	OPPONENT	W-L	SCORE	ATT.	STADIUM/NOTES
Sept. 14	MIAMI DOLPHINS.....	W	27-21	25,335	Nippert Stadium
Sept. 21	SAN DIEGO CHARGERS.....	W	34-20	26,243	Nippert Stadium
Sept. 28	KANSAS CITY CHIEFS.....	W	24-19	27,812	Nippert Stadium
Oct. 4	at San Diego Chargers.....	L	14-21	52,748	San Diego Stadium/Saturday night
Oct. 12	N.Y. JETS.....	L	7-21	27,927	Nippert Stadium
Oct. 19	DENVER BRONCOS.....	L	23-30	27,920	Nippert Stadium
Oct. 26	at Kansas City Chiefs.....	L	22-42	50,934	Municipal Stadium
Nov. 2	OAKLAND RAIDERS.....	W	31-17	27,927	Nippert Stadium
Nov. 9	at Houston Oilers.....	T	31-31	45,298	Astrodome
Nov. 16	BOSTON PATRIOTS.....	L	14-25	25,913	Nippert Stadium
Nov. 23	at N.Y. Jets.....	L	7-40	62,128	Shea Stadium
Nov. 30	at Buffalo Bills.....	L	13-16	35,122	War Memorial Stadium
Dec. 7	at Oakland Raiders.....	L	17-37	54,427	Oakland Coliseum
Dec. 14	at Denver Broncos.....	L	16-27	42,198	Mile High Stadium

REGULAR-SEASON TOTALS 4-9-1 280-367 — Regular-season home att.: 189,077

1970

8-6-0 (5-2 HOME, 3-4 ROAD) 1ST IN AFC CENTRAL

HEAD COACH: PAUL BROWN

DATE	OPPONENT	W-L	SCORE	ATT.	STADIUM/NOTES
Sept. 20	OAKLAND RAIDERS.....	W	31-21	56,616	Riverfront Stadium
Sept. 27	at Detroit Lions.....	L	3-38	58,202	Tiger Stadium
Oct. 4	HOUSTON OILERS.....	L	13-20	55,094	Riverfront Stadium
Oct. 11	at Cleveland Browns.....	L	27-30	83,520	Cleveland Stadium
Oct. 18	KANSAS CITY CHIEFS.....	L	19-27	57,265	Riverfront Stadium
Oct. 25	at Washington Redskins.....	L	0-20	50,415	RFK Stadium
Nov. 2	at Pittsburgh Steelers.....	L	10-21	38,968	Three Rivers Stadium/Monday night
Nov. 8	at Buffalo Bills.....	W	43-14	43,587	War Memorial Stadium
Nov. 15	CLEVELAND BROWNS.....	W	14-10	60,007	Riverfront Stadium
Nov. 22	PITTSBURGH STEELERS.....	W	34-7	59,276	Riverfront Stadium
Nov. 29	NEW ORLEANS SAINTS.....	W	26-6	59,342	Riverfront Stadium
Dec. 6	at San Diego Chargers.....	W	17-14	41,461	San Diego Stadium
Dec. 13	at Houston Oilers.....	W	30-20	34,435	Astrodome
Dec. 20	BOSTON PATRIOTS.....	W	45-7	60,157	Riverfront Stadium

REGULAR-SEASON TOTALS 8-6-0 312-255 — Regular-season home att.: 407,757

AFC DIVISIONAL PLAYOFF

Dec. 26 at Baltimore Colts.....L 0-17 51,127 Memorial/Saturday afternoon

1971

4-10-0 (3-4 HOME, 1-6 ROAD) 4TH IN AFC CENTRAL

HEAD COACH: PAUL BROWN

DATE	OPPONENT	W-L	SCORE	ATT.	STADIUM/NOTES
Sept. 19	PHILADELPHIA EAGLES.....	W	37-14	55,880	Riverfront Stadium
Sept. 26	at Pittsburgh Steelers.....	L	10-21	48,448	Three Rivers Stadium
Oct. 3	at Green Bay Packers.....	L	17-20	56,263	Lambeau Field
Oct. 10	MIAMI DOLPHINS.....	L	13-23	60,099	Riverfront Stadium
Oct. 17	CLEVELAND BROWNS.....	L	24-27	60,284	Riverfront Stadium
Oct. 24	at Oakland Raiders.....	L	27-31	54,699	Oakland Coliseum
Oct. 31	at Houston Oilers.....	L	6-10	37,947	Astrodome
Nov. 7	ATLANTA FALCONS.....	L	6-9	59,604	Riverfront Stadium
Nov. 14	at Denver Broncos.....	W	24-10	51,200	Mile High Stadium
Nov. 21	HOUSTON OILERS.....	W	28-13	59,390	Riverfront Stadium
Nov. 28	SAN DIEGO CHARGERS.....	W	31-0	59,580	Riverfront Stadium
Dec. 5	at Cleveland Browns.....	L	27-31	82,705	Cleveland Stadium
Dec. 12	PITTSBURGH STEELERS.....	L	13-21	60,022	Riverfront Stadium
Dec. 19	at N.Y. Jets.....	L	21-35	63,151	Shea Stadium

REGULAR-SEASON TOTALS 4-10-0 284-265 — Regular-season home att.: 414,859

1972

8-6-0 (4-3 HOME, 4-3 ROAD) 3RD IN AFC CENTRAL

HEAD COACH: PAUL BROWN

DATE	OPPONENT	W-L	SCORE	ATT.	STADIUM/NOTES
Sept. 17	at New England Patriots.....	W	31-7	60,999	Schaefer Stadium
Sept. 24	PITTSBURGH STEELERS.....	W	15-10	54,292	Riverfront Stadium
Oct. 1	at Cleveland Browns.....	L	6-27	81,564	Cleveland Stadium
Oct. 8	DENVER BRONCOS.....	W	21-10	55,812	Riverfront Stadium
Oct. 15	at Kansas City Chiefs.....	W	23-16	79,068	Arrowhead Stadium
Oct. 22	at L.A. Rams.....	L	12-15	73,385	Los Angeles Coliseum
Oct. 29	HOUSTON OILERS.....	W	30-7	59,409	Riverfront Stadium
Nov. 5	at Pittsburgh Steelers.....	L	17-40	50,350	Three Rivers Stadium
Nov. 12	OAKLAND RAIDERS.....	L	14-20	59,485	Riverfront Stadium
Nov. 19	BALTIMORE COLTS.....	L	19-20	49,512	Riverfront Stadium
Nov. 26	at Chicago Bears.....	W	13-3	55,701	Soldier Field
Dec. 3	N.Y. GIANTS.....	W	13-10	59,523	Riverfront Stadium
Dec. 9	CLEVELAND BROWNS.....	L	24-27	59,524	Riverfront Stadium/Saturday afternoon
Dec. 17	at Houston Oilers.....	W	61-17	32,482	Astrodome

REGULAR-SEASON TOTALS 8-6-0 299-229 — Regular-season home att.: 397,557

1973

10-4-0 (7-0 HOME, 3-4 ROAD) 1ST IN AFC CENTRAL

HEAD COACH: PAUL BROWN

DATE	OPPONENT	W-L	SCORE	ATT.	STADIUM/NOTES
Sept. 16	at Denver Broncos.....	L	10-28	49,059	Mile High Stadium
Sept. 23	HOUSTON OILERS.....	W	24-10	51,823	Riverfront Stadium
Sept. 30	at San Diego Chargers.....	W	20-13	46,733	San Diego Stadium
Oct. 7	at Cleveland Browns.....	L	10-17	70,805	Cleveland Stadium
Oct. 14	PITTSBURGH STEELERS.....	W	19-7	55,819	Riverfront Stadium
Oct. 21	KANSAS CITY CHIEFS.....	W	14-6	56,397	Riverfront Stadium
Oct. 28	at Pittsburgh Steelers.....	L	13-20	45,761	Three Rivers Stadium
Nov. 4	at Dallas Cowboys.....	L	10-38	54,944	Texas Stadium
Nov. 11	at Buffalo Bills.....	W	16-13	76,927	Rich Stadium
Nov. 18	N.Y. JETS.....	W	20-14	55,745	Riverfront Stadium
Nov. 25	ST. LOUIS CARDINALS.....	W	42-24	50,918	Riverfront Stadium
Dec. 2	MINNESOTA VIKINGS.....	W	27-0	57,859	Riverfront Stadium
Dec. 9	CLEVELAND BROWNS.....	W	34-17	58,266	Riverfront Stadium
Dec. 16	at Houston Oilers.....	W	27-24	21,955	Astrodome

REGULAR-SEASON TOTALS 10-4-0 286-231 — Regular-season home att.: 386,827

AFC DIVISIONAL PLAYOFF

Dec. 23 at Miami Dolphins.....L 16-34 74,651 Orange Bowl

1974

7-7-0 (4-3 HOME, 3-4 ROAD) 3RD IN AFC CENTRAL

HEAD COACH: PAUL BROWN

DATE	OPPONENT	W-L	SCORE	ATT.	STADIUM/NOTES
Sept. 15	CLEVELAND BROWNS.....	W	33-7	53,113	Riverfront Stadium
Sept. 22	SAN DIEGO CHARGERS.....	L	17-20	51,178	Riverfront Stadium
Sept. 29	at San Francisco 49ers.....	W	21-3	49,895	Candlestick Park
Oct. 6	WASHINGTON REDSKINS.....	W	28-17	56,175	Riverfront Stadium
Oct. 13	at Cleveland Browns.....	W	34-24	70,897	Cleveland Stadium
Oct. 20	at Oakland Raiders.....	L	27-30	51,821	Oakland Coliseum
Oct. 27	HOUSTON OILERS.....	L	21-34	55,434	Riverfront Stadium
Nov. 3	at Baltimore Colts.....	W	24-14	36,110	Memorial Stadium
Nov. 10	PITTSBURGH STEELERS.....	W	17-10	57,532	Riverfront Stadium
Nov. 17	at Houston Oilers.....	L	3-20	44,054	Astrodome
Nov. 24	KANSAS CITY CHIEFS.....	W	33-6	49,777	Riverfront Stadium
Dec. 2	at Miami Dolphins.....	L	3-24	71,962	Orange Bowl/Monday night
Dec. 8	DETROIT LIONS.....	L	19-23	45,159	Riverfront Stadium
Dec. 14	at Pittsburgh Steelers.....	L	3-27	42,878	Three Rivers Stadium/Saturday afternoon

REGULAR-SEASON TOTALS 7-7-0 283-259 — Regular-season home att.: 368,368

1975

11-3-0 (6-1 HOME, 5-2 ROAD) 2ND IN AFC CENTRAL (WILD CARD QUALIFIER)

HEAD COACH: PAUL BROWN

DATE	OPPONENT	W-L	SCORE	ATT.	STADIUM/NOTES
Sept. 21	CLEVELAND BROWNS.....	W	24-17	52,874	Riverfront Stadium
Sept. 28	at New Orleans Saints.....	W	21-0	52,531	Louisiana Superdome
Oct. 5	at Houston Oilers.....	W	21-19	45,321	Astrodome
Oct. 12	NEW ENGLAND PATRIOTS.....	W	27-10	51,220	Riverfront Stadium
Oct. 19	OAKLAND RAIDERS.....	W	14-10	48,122	Riverfront Stadium
Oct. 26	at Atlanta Falcons.....	W	21-14	45,811	Atlanta-Fulton County Stadium
Nov. 2	PITTSBURGH STEELERS.....	L	24-30	58,418	Riverfront Stadium
Nov. 9	at Denver Broncos.....	W	17-16	49,919	Mile High Stadium
Nov. 17	BUFFALO BILLS.....	W	33-24	56,666	Riverfront Stadium/Monday night
Nov. 23	at Cleveland Browns.....	L	23-35	56,427	Cleveland Stadium
Nov. 30	HOUSTON OILERS.....	W	23-19	46,128	Riverfront Stadium
Dec. 7	at Philadelphia Eagles.....	W	31-0	56,984	Veterans Stadium
Dec. 13	at Pittsburgh Steelers.....	L	14-35	48,889	Three Rivers Stadium/Saturday afternoon
Dec. 21	SAN DIEGO CHARGERS.....	W	47-17	46,474	Riverfront Stadium

REGULAR-SEASON TOTALS 11-3-0 340-246 — Regular-season home att.: 359,902

AFC DIVISIONAL PLAYOFF

Dec. 28 at Oakland Raiders.....L 28-31 53,030 Oakland Coliseum

1976					
10-4-0 (6-1 HOME, 4-3 ROAD)			2ND IN AFC CENTRAL		
HEAD COACH: BILL JOHNSON					
DATE	OPPONENT	W-L	SCORE	ATT.	STADIUM/NOTES
Sept. 12	DENVER BRONCOS.....	W	17-7	53,464	Riverfront Stadium
Sept. 19	at Baltimore Colts.....	L	27-28	50,374	Memorial Stadium
Sept. 26	GREEN BAY PACKERS.....	W	28-7	44,103	Riverfront Stadium
Oct. 3	at Cleveland Browns.....	W	45-24	75,817	Cleveland Stadium
Oct. 10	TAMPA BAY BUCCANEERS.....	W	21-0	49,700	Riverfront Stadium
Oct. 17	at Pittsburgh Steelers.....	L	6-23	48,311	Three Rivers Stadium
Oct. 24	at Houston Oilers.....	W	27-7	45,999	Astrodome
Oct. 31	CLEVELAND BROWNS.....	W	21-6	54,776	Riverfront Stadium
Nov. 8	L.A. RAMS.....	W	20-12	52,480	Riverfront Stadium/Monday night
Nov. 14	HOUSTON OILERS.....	W	31-27	53,243	Riverfront Stadium
Nov. 21	at Kansas City Chiefs.....	W	27-24	46,259	Arrowhead Stadium
Nov. 28	PITTSBURGH STEELERS.....	L	3-7	55,142	Riverfront Stadium
Dec. 6	at Oakland Raiders.....	L	20-35	52,430	Oakland Coliseum/Monday night
Dec. 12	at N.Y. Jets.....	W	42-3	31,067	Shea Stadium
REGULAR-SEASON TOTALS		10-4-0	335-210	—	Regular-season home att.: 362,908

1977					
8-6-0 (5-2 HOME, 3-4 ROAD)			2ND IN AFC CENTRAL		
HEAD COACH: BILL JOHNSON					
DATE	OPPONENT	W-L	SCORE	ATT.	STADIUM/NOTES
Sept. 18	CLEVELAND BROWNS.....	L	3-13	52,847	Riverfront Stadium
Sept. 25	SEATTLE SEAHAWKS.....	W	42-20	45,579	Riverfront Stadium
Oct. 2	at San Diego Chargers.....	L	3-24	40,352	San Diego Stadium
Oct. 9	at Green Bay Packers.....	W	17-7	53,653	Milwaukee County Stadium
Oct. 17	at Pittsburgh Steelers.....	L	14-20	47,950	Three Rivers Stadium/Monday night
Oct. 23	DENVER BRONCOS.....	L	13-24	54,395	Riverfront Stadium
Oct. 30	HOUSTON OILERS.....	W	*13-10	53,194	Riverfront Stadium/OT
Nov. 6	at Cleveland Browns.....	W	10-7	81,932	Cleveland Stadium
Nov. 13	at Minnesota Vikings.....	L	10-42	45,371	Metropolitan Stadium
Nov. 20	MIAMI DOLPHINS.....	W	23-17	46,733	Riverfront Stadium
Nov. 27	N.Y. GIANTS.....	W	30-13	32,705	Riverfront Stadium
Dec. 4	at Kansas City Chiefs.....	W	27-7	38,488	Arrowhead Stadium
Dec. 10	PITTSBURGH STEELERS.....	W	17-10	36,133	Riverfront Stadium/Saturday afternoon
Dec. 18	at Houston Oilers.....	L	16-21	46,212	Astrodome
REGULAR-SEASON TOTALS		8-6-0	238-235	—	Regular-season home att.: 321,586

1978					
4-12-0 (3-5 HOME, 1-7 ROAD)			4TH IN AFC CENTRAL		
HEAD COACHES: BILL JOHNSON (0-5), HOMER RICE (4-7)					
DATE	OPPONENT	W-L	SCORE	ATT.	STADIUM/NOTES
Sept. 3	KANSAS CITY CHIEFS.....	L	23-24	41,810	Riverfront Stadium
Sept. 10	at Cleveland Browns.....	L	*10-13	72,691	Cleveland Stadium/OT
Sept. 17	PITTSBURGH STEELERS.....	L	3-28	50,260	Riverfront Stadium
Sept. 24	NEW ORLEANS SAINTS.....	L	18-20	40,455	Riverfront Stadium
Oct. 1	at San Francisco 49ers.....	L	12-28	41,107	Candlestick Park
Oct. 9	at Miami Dolphins.....	L	0-21	54,729	Orange Bowl/Monday night
Oct. 15	NEW ENGLAND PATRIOTS.....	L	3-10	48,699	Riverfront Stadium
Oct. 22	at Buffalo Bills.....	L	0-5	47,754	Rich Stadium
Oct. 29	HOUSTON OILERS.....	W	28-13	50,532	Riverfront Stadium
Nov. 5	at San Diego Chargers.....	L	13-22	43,639	San Diego Stadium
Nov. 13	OAKLAND RAIDERS.....	L	21-34	51,374	Riverfront Stadium/Monday night
Nov. 19	at Pittsburgh Steelers.....	L	6-7	47,578	Three Rivers Stadium
Nov. 26	at Houston Oilers.....	L	10-17	43,245	Astrodome
Dec. 3	ATLANTA FALCONS.....	W	37-7	25,336	Riverfront Stadium
Dec. 11	at L.A. Rams.....	W	20-19	47,471	Los Angeles Coliseum/Monday night
Dec. 17	CLEVELAND BROWNS.....	W	48-16	46,985	Riverfront Stadium
REGULAR-SEASON TOTALS		4-12-0	252-284	—	Regular-season home att.: 355,451

1979					
4-12-0 (4-4 HOME, 0-8 ROAD)			4TH IN AFC CENTRAL		
HEAD COACH: HOMER RICE					
DATE	OPPONENT	W-L	SCORE	ATT.	STADIUM/NOTES
Sept. 2	at Denver Broncos.....	L	0-10	74,788	Mile High Stadium
Sept. 9	at Buffalo Bills.....	L	24-51	43,504	Rich Stadium
Sept. 16	NEW ENGLAND PATRIOTS.....	L	14-20	41,805	Riverfront Stadium
Sept. 23	HOUSTON OILERS.....	L	*27-30	45,615	Riverfront Stadium/OT
Sept. 30	at Dallas Cowboys.....	L	13-38	63,179	Texas Stadium
Oct. 7	KANSAS CITY CHIEFS.....	L	7-10	40,041	Riverfront Stadium
Oct. 14	PITTSBURGH STEELERS.....	W	34-10	52,381	Riverfront Stadium
Oct. 21	at Cleveland Browns.....	L	27-28	75,119	Cleveland Stadium
Oct. 28	PHILADELPHIA EAGLES.....	W	37-13	42,036	Riverfront Stadium
Nov. 4	at Baltimore Colts.....	L	28-38	37,740	Memorial Stadium
Nov. 11	SAN DIEGO CHARGERS.....	L	24-26	40,782	Riverfront Stadium
Nov. 18	at Houston Oilers.....	L	21-42	49,829	Astrodome
Nov. 25	ST. LOUIS CARDINALS.....	W	34-28	25,103	Riverfront Stadium
Dec. 2	at Pittsburgh Steelers.....	L	17-37	46,521	Three Rivers Stadium
Dec. 9	at Washington Redskins.....	L	14-28	52,882	RFK Stadium
Dec. 16	CLEVELAND BROWNS.....	W	16-12	42,183	Riverfront Stadium
REGULAR-SEASON TOTALS		4-12-0	337-421	—	Regular-season home att.: 329,946

1980					
6-10-0 (3-5 HOME, 3-5 ROAD)			4TH IN AFC CENTRAL		
HEAD COACH: FORREST GREGG					
DATE	OPPONENT	W-L	SCORE	ATT.	STADIUM/NOTES
Sept. 7	TAMPA BAY BUCCANEERS.....	L	12-17	43,211	Riverfront Stadium
Sept. 14	at Miami Dolphins.....	L	16-17	38,322	Orange Bowl
Sept. 21	PITTSBURGH STEELERS.....	W	30-28	52,490	Riverfront Stadium
Sept. 28	HOUSTON OILERS.....	L	10-13	50,413	Riverfront Stadium
Oct. 5	at Green Bay Packers.....	L	9-14	55,006	Lambeau Field
Oct. 12	at Pittsburgh Steelers.....	W	17-16	53,668	Three Rivers Stadium
Oct. 19	MINNESOTA VIKINGS.....	W	14-0	44,487	Riverfront Stadium
Oct. 26	at Houston Oilers.....	L	3-23	49,189	Astrodome
Nov. 2	SAN DIEGO CHARGERS.....	L	14-31	46,406	Riverfront Stadium
Nov. 9	at Oakland Raiders.....	L	17-28	44,132	Oakland Coliseum
Nov. 16	BUFFALO BILLS.....	L	0-14	40,836	Riverfront Stadium
Nov. 23	at Cleveland Browns.....	L	7-31	79,253	Cleveland Stadium
Nov. 30	at Kansas City Chiefs.....	W	20-6	41,594	Arrowhead Stadium
Dec. 7	BALTIMORE COLTS.....	W	34-33	35,651	Riverfront Stadium
Dec. 14	at Chicago Bears.....	W	*17-14	48,808	Soldier Field/OT
Dec. 21	CLEVELAND BROWNS.....	L	24-27	50,058	Riverfront Stadium
REGULAR-SEASON TOTALS		6-10-0	244-312	—	Regular-season home att.: 363,552

1981					
12-4-0 (6-2 HOME, 6-2 ROAD)			1ST IN AFC CENTRAL		
HEAD COACH: FORREST GREGG					
DATE	OPPONENT	W-L	SCORE	ATT.	STADIUM/NOTES
Sept. 6	SEATTLE SEAHAWKS.....	W	27-21	41,177	Riverfront Stadium
Sept. 13	at N.Y. Jets.....	W	31-30	49,454	Shea Stadium
Sept. 20	CLEVELAND BROWNS.....	L	17-20	52,170	Riverfront Stadium
Sept. 27	BUFFALO BILLS.....	W	*27-24	46,418	Riverfront Stadium/OT
Oct. 4	at Houston Oilers.....	L	10-17	44,350	Astrodome
Oct. 11	at Baltimore Colts.....	W	41-19	33,060	Memorial Stadium
Oct. 18	PITTSBURGH STEELERS.....	W	34-7	57,090	Riverfront Stadium
Oct. 25	at New Orleans Saints.....	L	7-17	46,336	Louisiana Superdome
Nov. 1	HOUSTON OILERS.....	W	34-21	54,736	Riverfront Stadium
Nov. 8	at San Diego Chargers.....	W	40-17	51,259	San Diego Jack Murphy Stadium
Nov. 15	L.A. RAMS.....	W	24-10	56,836	Riverfront Stadium
Nov. 22	DENVER BRONCOS.....	W	38-21	57,207	Riverfront Stadium
Nov. 29	at Cleveland Browns.....	W	41-21	75,186	Cleveland Stadium
Dec. 6	SAN FRANCISCO 49ERS.....	L	3-21	56,796	Riverfront Stadium
Dec. 13	at Pittsburgh Steelers.....	W	17-10	50,623	Three Rivers Stadium
Dec. 20	at Atlanta Falcons.....	W	30-28	35,972	Atlanta-Fulton County Stadium
REGULAR-SEASON TOTALS		12-4-0	421-304	—	Regular-season home att.: 422,430

AFC DIVISIONAL PLAYOFF					
DATE	OPPONENT	W-L	SCORE	ATT.	STADIUM/NOTES
Jan. 3	BUFFALO BILLS.....	W	28-21	55,420	Riverfront Stadium

AFC CHAMPIONSHIP					
DATE	OPPONENT	W-L	SCORE	ATT.	STADIUM/NOTES
Jan. 10	SAN DIEGO CHARGERS.....	W	27-7	46,302	Riverfront/Freezer Bowl* (-59° wind chill)

SUPER BOWL XVI (AT PONTIAC, MICHIGAN)					
DATE	OPPONENT	W-L	SCORE	ATT.	STADIUM/NOTES
Jan. 24	SAN FRANCISCO 49ERS.....	L	21-26	81,270	Pontiac Silverdome

1982					
7-2-0 (4-0 HOME, 3-2 ROAD)			3RD IN AFC		
(SUPER BOWL TOURNAMENT QUALIFIER)					
HEAD COACH: FORREST GREGG					
DATE	OPPONENT	W-L	SCORE	ATT.	STADIUM/NOTES
Sept. 12	HOUSTON OILERS.....	W	27-6	52,268	Riverfront Stadium
Sept. 19	at Pittsburgh Steelers.....	L	*20-26	53,973	Three Rivers Stadium/OT
— PLAYERS' STRIKE BEGINS, SEPT. 20 —					
Sept. 27	at Cleveland Browns.....	—	—	—	Monday night/game canceled due to players' strike
Oct. 3	MIAMI DOLPHINS.....	—	—	—	Game canceled due to players' strike
Oct. 10	at New England Patriots.....	—	—	—	Game canceled due to players' strike
Oct. 17	at N.Y. Giants.....	—	—	—	Game canceled due to players' strike
Oct. 24	DALLAS COWBOYS.....	—	—	—	Game canceled due to players' strike
Oct. 31	PITTSBURGH STEELERS.....	—	—	—	Game canceled due to players' strike
Nov. 7	WASHINGTON REDSKINS.....	—	—	—	Game canceled due to players' strike
Nov. 14	at Houston Oilers.....	—	—	—	Game rescheduled due to players' strike
— PLAYERS' STRIKE ENDS AT 57 DAYS, NOV. 17 —					
Nov. 21	at Philadelphia Eagles.....	W	18-14	65,172	Veterans Stadium
Nov. 28	L.A. RAIDERS.....	W	31-17	53,330	Riverfront Stadium
Dec. 5	at Baltimore Colts.....	W	20-17	23,598	Memorial Stadium
Dec. 12	CLEVELAND BROWNS.....	W	23-10	54,305	Riverfront Stadium
Dec. 20	at San Diego Chargers.....	L	34-50	51,296	S.D. Jack Murphy Stadium/Monday night
Dec. 26	SEATTLE SEAHAWKS.....	W	24-10	55,330	Riverfront Stadium
Jan. 2	at Houston Oilers.....	W	35-27	26,522	Astrodome/rescheduled from Nov. 14
REGULAR-SEASON TOTALS		7-2-0	232-177	—	Regular-season home att.: 215,233

FIRST-ROUND PLAYOFF (SUPER BOWL TOURNAMENT)					
DATE	OPPONENT	W-L	SCORE	ATT.	STADIUM/NOTES
Jan. 9	N.Y. JETS.....	L	17-44	57,560	Riverfront Stadium

1983					
7-9-0 (4-4 HOME, 3-5 ROAD)			3RD IN AFC CENTRAL		
HEAD COACH: FORREST GREGG					
DATE	OPPONENT	W-L	SCORE	ATT.	STADIUM/NOTES
Sept. 4	L.A. RAIDERS.....	L	10-20	50,956	Riverfront Stadium
Sept. 11	BUFFALO BILLS.....	L	6-10	46,839	Riverfront Stadium
Sept. 15	at Cleveland Browns.....	L	7-17	79,700	Cleveland Stadium/Thursday night
Sept. 25	at Tampa Bay Buccaneers.....	W	23-17	56,023	Tampa Stadium
Oct. 2	BALTIMORE COLTS.....	L	31-34	48,104	Riverfront Stadium
Oct. 10	PITTSBURGH STEELERS.....	L	14-24	56,086	Riverfront Stadium/Monday night
Oct. 16	at Denver Broncos.....	L	17-24	74,305	Mile High Stadium
Oct. 23	CLEVELAND BROWNS.....	W	28-21	50,047	Riverfront Stadium
Oct. 30	GREEN BAY PACKERS.....	W	34-14	53,349	Riverfront Stadium
Nov. 6	at Houston Oilers.....	W	55-14	39,706	Astrodome
Nov. 13	at Kansas City Chiefs.....	L	15-20	44,711	Arrowhead Stadium
Nov. 20	HOUSTON OILERS.....	W	38-10	46,375	Riverfront Stadium
Nov. 28	at Miami Dolphins.....	L	14-38	74,506	Orange Bowl/Monday night
Dec. 4	at Pittsburgh Steelers.....	W	23-10	55,832	Three Rivers Stadium
Dec. 11	DETROIT LIONS.....	W	17-9	45,728	Riverfront Stadium
Dec. 17	at Minnesota Vikings.....	L	14-20	51,565	Metrodome/Saturday afternoon
REGULAR-SEASON TOTALS		7-9-0	346-302	—	Regular-season home att.: 397,484

1984						
8-8-0 (5-3 HOME, 3-5 ROAD) 2ND IN AFC CENTRAL						
HEAD COACH: SAM WYCHE						
DATE	OPPONENT	W-L	SCORE	ATT.	STADIUM/NOTES	
Sept. 2	at Denver Broncos	L	17-20	74,178	Mile High Stadium	
Sept. 9	KANSAS CITY CHIEFS	L	22-27	47,111	Riverfront Stadium	
Sept. 16	at N.Y. Jets	L	23-43	64,193	Giants Stadium	
Sept. 23	L.A. RAMS	L	14-24	45,406	Riverfront Stadium	
Oct. 1	at Pittsburgh Steelers	L	17-38	57,098	Three Rivers Stadium/Monday night	
Oct. 7	HOUSTON OILERS	W	13-3	43,637	Riverfront Stadium	
Oct. 14	at New England Patriots	L	14-20	48,154	Sullivan Stadium	
Oct. 21	CLEVELAND BROWNS	W	12-9	50,667	Riverfront Stadium	
Oct. 28	at Houston Oilers	W	31-13	34,010	Astrodome	
Nov. 4	at San Francisco 49ers	L	17-23	58,324	Candlestick Park	
Nov. 11	PITTSBURGH STEELERS	W	22-20	52,497	Riverfront Stadium	
Nov. 18	SEATTLE SEAHAWKS	L	6-26	50,280	Riverfront Stadium	
Nov. 25	ATLANTA FALCONS	W	35-14	44,678	Riverfront Stadium	
Dec. 2	at Cleveland Browns	W	*20-17	51,774	Cleveland Stadium/OT	
Dec. 9	at New Orleans Saints	W	24-21	40,855	Louisiana Superdome	
Dec. 16	BUFFALO BILLS	W	52-21	55,771	Riverfront Stadium	
REGULAR-SEASON TOTALS		8-8-0	339-339	—	Regular-season home att.: 390,047	

1985						
7-9-0 (5-3 HOME, 2-6 ROAD) 2ND IN AFC CENTRAL						
HEAD COACH: SAM WYCHE						
DATE	OPPONENT	W-L	SCORE	ATT.	STADIUM/NOTES	
Sept. 8	SEATTLE SEAHAWKS	L	24-28	51,625	Riverfront Stadium	
Sept. 15	at St. Louis Cardinals	L	27-41	46,321	Busch Stadium	
Sept. 22	SAN DIEGO CHARGERS	L	41-44	52,270	Riverfront Stadium	
Sept. 30	at Pittsburgh Steelers	W	37-24	59,541	Three Rivers Stadium/Monday night	
Oct. 6	N.Y. JETS	L	20-29	51,785	Riverfront Stadium	
Oct. 13	N.Y. GIANTS	W	35-30	53,112	Riverfront Stadium	
Oct. 20	at Houston Oilers	L	27-44	35,590	Astrodome	
Oct. 27	PITTSBURGH STEELERS	W	26-21	55,421	Riverfront Stadium	
Nov. 3	at Buffalo Bills	W	23-17	25,640	Rich Stadium	
Nov. 10	CLEVELAND BROWNS	W	27-10	57,293	Riverfront Stadium	
Nov. 17	at L.A. Raiders	L	6-13	52,501	Los Angeles Coliseum	
Nov. 24	at Cleveland Browns	L	6-24	74,439	Cleveland Stadium	
Dec. 1	HOUSTON OILERS	W	45-27	46,140	Riverfront Stadium	
Dec. 8	DALLAS COWBOYS	W	50-24	56,936	Riverfront Stadium	
Dec. 15	at Washington Redskins	L	24-27	50,544	RFK Stadium	
Dec. 22	at New England Patriots	L	23-34	57,953	Sullivan Stadium	
REGULAR-SEASON TOTALS		7-9-0	441-437	—	Regular-season home att.: 424,582	

1986						
10-6-0 (6-2 HOME, 4-4 ROAD) 2ND IN AFC CENTRAL						
HEAD COACH: SAM WYCHE						
DATE	OPPONENT	W-L	SCORE	ATT.	STADIUM/NOTES	
Sept. 7	at Kansas City Chiefs	L	14-24	43,430	Arrowhead Stadium	
Sept. 14	BUFFALO BILLS	W	*36-33	52,714	Riverfront Stadium/OT	
Sept. 18	at Cleveland Browns	W	30-13	78,779	Cleveland Stadium/Thursday night	
Sept. 28	CHICAGO BEARS	L	7-44	55,146	Riverfront Stadium	
Oct. 5	at Green Bay Packers	W	34-28	51,230	Milwaukee County Stadium	
Oct. 13	PITTSBURGH STEELERS	W	24-22	54,283	Riverfront Stadium/Monday night	
Oct. 19	HOUSTON OILERS	W	31-28	53,844	Riverfront Stadium	
Oct. 26	at Pittsburgh Steelers	L	9-30	50,815	Three Rivers Stadium	
Nov. 2	at Detroit Lions	W	24-17	52,423	Pontiac Silverdome	
Nov. 9	at Houston Oilers	L	28-32	32,130	Astrodome	
Nov. 16	SEATTLE SEAHAWKS	W	34-7	54,410	Riverfront Stadium	
Nov. 23	MINNESOTA VIKINGS	W	24-20	53,003	Riverfront Stadium	
Nov. 30	at Denver Broncos	L	28-34	58,705	Mile High Stadium	
Dec. 7	at New England Patriots	W	31-7	60,633	Sullivan Stadium	
Dec. 14	CLEVELAND BROWNS	L	3-34	58,062	Riverfront Stadium	
Dec. 21	N.Y. JETS	W	52-21	51,619	Riverfront Stadium	
REGULAR-SEASON TOTALS		10-6-0	409-394	—	Regular-season home att.: 433,081	

1987						
4-11-0 (1-7 HOME, 3-4 ROAD) 4TH IN AFC CENTRAL						
HEAD COACH: SAM WYCHE						
DATE	OPPONENT	W-L	SCORE	ATT.	STADIUM/NOTES	
Sept. 13	at Indianapolis Colts	W	23-21	59,387	Hoosier Dome	
Sept. 20	SAN FRANCISCO 49ERS	L	26-27	53,498	Riverfront Stadium	
— PLAYERS' STRIKE BEGINS, SEPT. 22 —						
Sept. 27	at L.A. Rams	—	—	—	Game canceled due to players' strike	
Oct. 4	SAN DIEGO CHARGERS	L	9-10	18,074	Riverfront Stadium/strike replacement game	
Oct. 11	at Seattle Seahawks	W	17-10	31,739	Kingdome/strike replacement game	
— PLAYERS' STRIKE ENDS AT 24 DAYS, OCT. 15 —						
Oct. 18	CLEVELAND BROWNS	L	0-34	40,179	Riverfront Stadium/strike replacement game	
Oct. 25	at Pittsburgh Steelers	L	20-23	53,692	Three Rivers Stadium	
Nov. 1	HOUSTON OILERS	L	29-31	52,700	Riverfront Stadium	
Nov. 8	MIAMI DOLPHINS	L	14-20	53,840	Riverfront Stadium	
Nov. 15	at Atlanta Falcons	W	16-10	25,758	Atlanta-Fulton County Stadium	
Nov. 22	PITTSBURGH STEELERS	L	16-30	59,910	Riverfront Stadium	
Nov. 29	at N.Y. Jets	L	20-27	41,135	Giants Stadium	
Dec. 6	KANSAS CITY CHIEFS	W	*30-27	46,489	Riverfront Stadium/OT	
Dec. 13	at Cleveland Browns	L	24-38	77,331	Cleveland Stadium	
Dec. 20	NEW ORLEANS SAINTS	L	24-41	43,424	Riverfront Stadium	
Dec. 27	at Houston Oilers	L	17-21	49,775	Astrodome	
REGULAR-SEASON TOTALS		4-11-0	285-370	—	Regular-season home att.: 376,249	

1988						
12-4-0 (8-0 HOME, 4-4 ROAD) 1ST IN AFC CENTRAL						
HEAD COACH: SAM WYCHE						
DATE	OPPONENT	W-L	SCORE	ATT.	STADIUM/NOTES	
Sept. 4	PHOENIX CARDINALS	W	21-14	50,404	Riverfront Stadium	
Sept. 11	at Philadelphia Eagles	W	28-24	66,459	Veterans Stadium	
Sept. 18	at Pittsburgh Steelers	W	17-12	56,647	Three Rivers Stadium	
Sept. 25	CLEVELAND BROWNS	W	24-17	54,943	Riverfront Stadium	
Oct. 2	at L.A. Raiders	W	45-21	42,594	Los Angeles Coliseum	
Oct. 9	N.Y. JETS	W	36-19	57,482	Riverfront Stadium	
Oct. 16	at New England Patriots	L	21-27	59,969	Foxboro Stadium	
Oct. 23	HOUSTON OILERS	W	44-21	54,659	Riverfront Stadium	
Oct. 30	at Cleveland Browns	L	16-23	79,147	Cleveland Stadium	
Nov. 6	PITTSBURGH STEELERS	W	42-7	56,403	Riverfront Stadium	
Nov. 13	at Kansas City Chiefs	L	28-31	34,614	Arrowhead Stadium	
Nov. 20	at Dallas Cowboys	W	38-24	37,865	Texas Stadium	
Nov. 27	BUFFALO BILLS	W	35-21	58,672	Riverfront Stadium	
Dec. 4	SAN DIEGO CHARGERS	W	27-10	56,866	Riverfront Stadium	
Dec. 11	at Houston Oilers	L	6-41	50,269	Astrodome	
Dec. 17	WASHINGTON REDSKINS	W	*20-17	52,157	Riverfront Stadium/Sat. afternoon/OT	
REGULAR-SEASON TOTALS		12-4-0	448-329	—	Regular-season home att.: 441,586	
AFC DIVISIONAL PLAYOFF						
Dec. 31	SEATTLE SEAHAWKS	W	21-13	58,560	Riverfront Stadium/Saturday afternoon	
AFC CHAMPIONSHIP						
Jan. 8	BUFFALO BILLS	W	21-10	59,747	Riverfront Stadium	
SUPER BOWL XXIII (AT MIAMI, FLORIDA)						
Jan. 22	San Francisco 49ers	L	16-20	75,129	Joe Robbie Stadium/Sunday night	

1989						
8-8-0 (5-3 HOME, 3-5 ROAD) 4TH IN AFC CENTRAL						
HEAD COACH: SAM WYCHE						
DATE	OPPONENT	W-L	SCORE	ATT.	STADIUM/NOTES	
Sept. 10	at Chicago Bears	L	14-17	64,730	Soldier Field	
Sept. 17	PITTSBURGH STEELERS	W	41-10	53,885	Riverfront Stadium	
Sept. 25	CLEVELAND BROWNS	W	21-14	55,996	Riverfront Stadium/Monday night	
Oct. 1	at Kansas City Chiefs	W	21-17	61,165	Arrowhead Stadium	
Oct. 8	at Pittsburgh Steelers	W	26-16	52,785	Three Rivers Stadium	
Oct. 15	MIAMI DOLPHINS	L	13-20	58,184	Riverfront Stadium	
Oct. 22	INDIANAPOLIS COLTS	L	12-23	57,642	Riverfront Stadium	
Oct. 29	TAMPA BAY BUCCANEERS	W	56-23	57,225	Riverfront Stadium	
Nov. 5	at L.A. Raiders	L	7-28	51,080	Los Angeles Coliseum	
Nov. 13	at Houston Oilers	L	24-26	60,694	Astrodome/Monday night	
Nov. 19	DETROIT LIONS	W	42-7	55,720	Riverfront Stadium	
Nov. 26	at Buffalo Bills	L	7-24	80,074	Rich Stadium	
Dec. 3	at Cleveland Browns	W	21-0	76,236	Cleveland Stadium	
Dec. 10	SEATTLE SEAHAWKS	L	17-24	54,744	Riverfront Stadium	
Dec. 17	HOUSTON OILERS	W	61-7	47,510	Riverfront Stadium	
Dec. 25	at Minnesota Vikings	L	21-29	58,829	Metrodome/Monday night	
REGULAR-SEASON TOTALS		8-8-0	404-285	—	Regular-season home att.: 440,906	

1990						
9-7-0 (5-3 HOME, 4-4 ROAD) 1ST IN AFC CENTRAL						
HEAD COACH: SAM WYCHE						
DATE	OPPONENT	W-L	SCORE	ATT.	STADIUM/NOTES	
Sept. 9	N.Y. JETS	W	25-20	56,467	Riverfront Stadium	
Sept. 16	at San Diego Chargers	W	21-16	48,098	San Diego Jack Murphy Stadium	
Sept. 23	NEW ENGLAND PATRIOTS	W	41-7	56,470	Riverfront Stadium	
Oct. 1	at Seattle Seahawks	L	16-31	60,135	Kingdome/Monday night	
Oct. 7	at L.A. Rams	W	*34-31	62,619	Anaheim Stadium/OT	
Oct. 14	at Houston Oilers	L	17-48	53,501	Astrodome	
Oct. 22	at Cleveland Browns	W	34-13	78,567	Cleveland Stadium/Monday night	
Oct. 28	at Atlanta Falcons	L	17-38	53,214	Allanta-Fulton County Stadium/Sun. night	
Nov. 4	NEW ORLEANS SAINTS	L	7-21	60,067	Riverfront Stadium	
Nov. 11	— BYE —					
Nov. 18	PITTSBURGH STEELERS	W	27-3	60,064	Riverfront Stadium/Sunday night	
Nov. 25	INDIANAPOLIS COLTS	L	20-34	60,051	Riverfront Stadium	
Dec. 2	at Pittsburgh Steelers	W	16-12	58,200	Three Rivers Stadium	
Dec. 9	SAN FRANCISCO 49ERS	L	*17-20	60,084	Riverfront Stadium/OT	
Dec. 16	at L.A. Raiders	L	7-24	54,132	Los Angeles Coliseum	
Dec. 23	HOUSTON OILERS	W	40-20	60,044	Riverfront Stadium	
Dec. 30	CLEVELAND BROWNS	W	21-14	60,041	Riverfront Stadium	
REGULAR-SEASON TOTALS		9-7-0	360-352	—	Regular-season home att.: 473,288	
AFC WILDCARD PLAYOFF						
Jan. 6	HOUSTON OILERS	W	41-14	60,012	Riverfront Stadium	
AFC DIVISIONAL PLAYOFF						
Jan. 13	at L.A. Raiders	L	10-20	92,045	Los Angeles Coliseum	

1991						
3-13-0 (3-5 HOME, 0-8 ROAD) 4TH IN AFC CENTRAL						
HEAD COACH: SAM WYCHE						
DATE	OPPONENT	W-L	SCORE	ATT.	STADIUM/NOTES	
Sept. 1	at Denver Broncos	L	14-45	72,855	Mile High Stadium	
Sept. 8	HOUSTON OILERS	L	7-30	56,463	Riverfront Stadium/Sunday night	
Sept. 15	at Cleveland Browns	L	13-14	78,269	Cleveland Stadium	
Sept. 22	WASHINGTON REDSKINS	L	27-34	52,038	Riverfront Stadium	
Sept. 29	— BYE —					
Oct. 6	SEATTLE SEAHAWKS	L	7-13	60,010	Riverfront Stadium	
Oct. 13	at Dallas Cowboys	L	23-35	63,275	Texas Stadium	
Oct. 21	at Buffalo Bills	L	16-35	80,131	Rich Stadium/Monday night	
Oct. 27	at Houston Oilers	L	3-35	58,634	Astrodome	
Nov. 3	CLEVELAND BROWNS	W	23-21	55,077	Riverfront Stadium	
Nov. 10	PITTSBURGH STEELERS	L	*27-33	55,503	Riverfront Stadium/OT	
Nov. 17	at Philadelphia Eagles	L	10-17	63,189	Veterans Stadium	
Nov. 24	L.A. RAIDERS	L	14-38	52,044	Riverfront Stadium	
Dec. 1	N.Y. GIANTS	W	27-24	45,063	Riverfront Stadium	
Dec. 9	at Miami Dolphins	L	13-37	60,616	Joe Robbie Stadium/Monday night	
Dec. 15	at Pittsburgh Steelers	L	10-17	35,420	Three Rivers Stadium	
Dec. 22	NEW ENGLAND PATRIOTS	W	29-7	46,394	Riverfront Stadium	
REGULAR-SEASON TOTALS		3-13-0	263-435	—	Regular-season home att.: 422,592	

(All-time results — regular season and postseason, continued)

1992						
5-11-0 (3-5 HOME, 2-6 ROAD) 4TH IN AFC CENTRAL						
HEAD COACH: DAVE SHULA						
DATE	OPPONENT	W-L	SCORE	ATT.	STADIUM/NOTES	
Sept. 6	at Seattle SeahawksW	21-3	57,350	Kingdome	
Sept. 13	L.A. RAIDERSW	*24-21	54,240	Riverfront Stadium/*OT	
Sept. 20	at Green Bay PackersL	23-24	57,272	Lambeau Field	
Sept. 27	MINNESOTA VIKINGSL	7-42	53,847	Riverfront Stadium	
Oct. 4	— BYE —					
Oct. 11	HOUSTON OILERSL	24-38	54,254	Riverfront Stadium	
Oct. 19	at Pittsburgh SteelersL	0-20	55,411	Three Rivers Stadium/Monday night	
Oct. 25	at Houston OilersL	10-26	58,701	Astrodome	
Nov. 1	CLEVELAND BROWNSW	30-10	54,765	Riverfront Stadium	
Nov. 8	at Chicago BearsW	*31-28	56,120	Soldier Field/Sunday night/*OT	
Nov. 15	at N.Y. JetsL	14-17	60,196	Giants Stadium	
Nov. 22	DETROIT LIONSL	13-19	48,574	Riverfront Stadium	
Nov. 29	PITTSBURGH STEELERSL	9-21	54,253	Riverfront Stadium	
Dec. 6	at Cleveland BrownsL	21-37	68,368	Cleveland Stadium	
Dec. 13	at San Diego ChargersL	10-27	50,579	San Diego Jack Murphy Stadium	
Dec. 20	NEW ENGLAND PATRIOTSW	20-10	45,355	Riverfront Stadium	
Dec. 27	INDIANAPOLIS COLTSL	17-21	47,837	Riverfront Stadium	
REGULAR-SEASON TOTALS		5-11-0	274-364	—	Regular-season home att.: 413,125	

1993						
3-13-0 (3-5 HOME, 0-8 ROAD) 4TH IN AFC CENTRAL						
HEAD COACH: DAVE SHULA						
DATE	OPPONENT	W-L	SCORE	ATT.	STADIUM/NOTES	
Sept. 5	at Cleveland BrownsL	14-27	75,508	Cleveland Stadium	
Sept. 12	INDIANAPOLIS COLTSL	6-9	50,299	Riverfront Stadium	
Sept. 19	at Pittsburgh SteelersL	7-34	53,682	Three Rivers Stadium	
Sept. 26	SEATTLE SEAHAWKSL	10-19	46,880	Riverfront Stadium	
Oct. 3	— BYE —					
Oct. 10	at Kansas City ChiefsL	15-17	75,394	Arrowhead Stadium	
Oct. 17	CLEVELAND BROWNSL	17-28	55,647	Riverfront Stadium	
Oct. 24	at Houston OilersL	12-28	50,039	Astrodome	
Oct. 31	— BYE —					
Nov. 7	PITTSBURGH STEELERSL	16-24	51,202	Riverfront Stadium	
Nov. 14	HOUSTON OILERSL	3-38	42,347	Riverfront Stadium	
Nov. 21	at N.Y. JetsL	12-17	64,264	Giants Stadium	
Nov. 28	L.A. RAIDERSW	16-10	43,272	Riverfront Stadium	
Dec. 5	at San Francisco 49ersL	8-21	60,039	Candlestick Park/Sunday night	
Dec. 12	at New England PatriotsL	2-7	29,794	Foxboro Stadium	
Dec. 19	L.A. RAMSW	15-3	36,612	Riverfront Stadium	
Dec. 26	ATLANTA FALCONSW	21-17	27,014	Riverfront Stadium	
Jan. 2	at New Orleans SaintsL	13-20	58,036	Louisiana Superdome	
REGULAR-SEASON TOTALS		3-13-0	187-319	—	Regular-season home att.: 353,273	

1994						
3-13-0 (2-6 HOME, 1-7 ROAD) 3RD IN AFC CENTRAL						
HEAD COACH: DAVE SHULA						
DATE	OPPONENT	W-L	SCORE	ATT.	STADIUM/NOTES	
Sept. 4	CLEVELAND BROWNSL	20-28	52,778	Riverfront Stadium	
Sept. 11	at San Diego ChargersL	10-27	53,217	San Diego Jack Murphy Stadium	
Sept. 18	NEW ENGLAND PATRIOTSL	28-31	46,640	Riverfront Stadium	
Sept. 25	at Houston OilersL	13-20	44,253	Astrodome	
Oct. 2	MIAMI DOLPHINSL	7-23	55,056	Riverfront Stadium/Sunday night	
Oct. 9	— BYE —					
Oct. 16	at Pittsburgh SteelersL	10-14	55,353	Three Rivers Stadium	
Oct. 23	at Cleveland BrownsL	13-37	77,588	Cleveland Stadium	
Oct. 30	DALLAS COWBOYSL	20-23	57,096	Riverfront Stadium	
Nov. 6	at Seattle SeahawksW	*20-17	46,630	Kingdome/*OT	
Nov. 13	HOUSTON OILERSW	34-31	54,908	Riverfront Stadium	
Nov. 20	INDIANAPOLIS COLTSL	13-17	55,566	Riverfront Stadium	
Nov. 27	at Denver BroncosL	13-15	69,714	Mile High Stadium	
Dec. 4	PITTSBURGH STEELERSL	15-38	53,401	Riverfront Stadium	
Dec. 11	at N.Y. GiantsL	20-27	67,530	Giants Stadium	
Dec. 18	at Arizona CardinalsL	7-28	50,110	Sun Devil Stadium	
Dec. 24	PHILADELPHIA EAGLESW	33-30	39,923	Riverfront Stadium/Saturday afternoon	
REGULAR-SEASON TOTALS		3-13-0	276-406	—	Regular-season home att.: 415,368	

1995						
7-9-0 (3-5 HOME, 4-4 ROAD) 2ND IN AFC CENTRAL						
HEAD COACH: DAVE SHULA						
DATE	OPPONENT	W-L	SCORE	ATT.	STADIUM/NOTES	
Sept. 3	at Indianapolis ColtsW	*24-21	42,445	RCA Dome/*OT	
Sept. 10	JACKSONVILLE JAGUARSW	24-17	48,318	Riverfront Stadium	
Sept. 17	at Seattle SeahawksL	21-24	39,492	Kingdome	
Sept. 24	HOUSTON OILERSL	28-38	46,332	Riverfront Stadium	
Oct. 1	MIAMI DOLPHINSL	23-26	52,671	Riverfront Stadium	
Oct. 8	at Tampa Bay BuccaneersL	16-19	41,732	Tampa Stadium	
Oct. 15	— BYE —					
Oct. 19	at Pittsburgh SteelersW	27-9	56,684	Three Rivers Stadium/Thursday night	
Oct. 29	CLEVELAND BROWNSL	*26-29	58,639	Riverfront Stadium/*OT	
Nov. 5	OAKLAND RAIDERSL	17-20	51,265	Riverfront Stadium	
Nov. 12	at Houston OilersW	32-25	32,998	Astrodome	
Nov. 19	PITTSBURGH STEELERSL	31-49	54,636	Riverfront Stadium	
Nov. 26	at Jacksonville JaguarsW	17-13	68,249	Jacksonville Municipal Stadium	
Dec. 3	at Green Bay PackersL	10-24	60,318	Lambeau Field	
Dec. 10	CHICAGO BEARSW	16-10	38,642	Riverfront Stadium	
Dec. 17	at Cleveland BrownsL	10-26	55,875	Cleveland Stadium	
Dec. 24	MINNESOTA VIKINGSW	27-24	34,568	Riverfront Stadium	
REGULAR-SEASON TOTALS		7-9-0	349-374	—	Regular-season home att.: 385,071	

1996						
8-8-0 (6-2 HOME, 2-6 ROAD) 3RD IN AFC CENTRAL						
HEAD COACHES: DAVE SHULA (1-6), BRUCE COSLET (7-2)						
DATE	OPPONENT	W-L	SCORE	ATT.	STADIUM/NOTES	
Sept. 1	at St. Louis RamsL	16-26	62,659	Trans World Dome	
Sept. 8	at San Diego ChargersL	14-27	55,880	San Diego Jack Murphy Stadium	
Sept. 15	NEW ORLEANS SAINTSW	30-15	45,412	Cinergy Field	
Sept. 22	— BYE —					
Sept. 29	DENVER BRONCOSL	10-14	51,798	Cinergy Field	
Oct. 6	HOUSTON OILERSL	*27-30	44,680	Cinergy Field/Sunday night/*OT	
Oct. 13	at Pittsburgh SteelersL	10-20	58,875	Three Rivers Stadium	
Oct. 20	at San Francisco 49ersL	21-28	63,218	3Com Park	
Oct. 27	JACKSONVILLE JAGUARSW	28-21	45,890	Cinergy Field	
Nov. 3	at Baltimore RavensW	24-21	60,743	Memorial Stadium	
Nov. 10	PITTSBURGH STEELERSW	34-24	57,265	Cinergy Field	
Nov. 17	at Buffalo BillsL	17-31	75,549	Rich Stadium	
Nov. 24	ATLANTA FALCONSW	41-31	44,868	Cinergy Field	
Dec. 1	at Jacksonville JaguarsL	27-30	57,408	Jacksonville Municipal Stadium	
Dec. 8	BALTIMORE RAVENSW	21-14	43,022	Cinergy Field	
Dec. 15	at Houston OilersW	21-13	15,131	Astrodome	
Dec. 22	INDIANAPOLIS COLTSW	31-24	49,389	Cinergy Field	
REGULAR-SEASON TOTALS		8-8-0	372-369	—	Regular-season home att.: 382,324	

1997						
7-9-0 (6-2 HOME, 1-7 ROAD) 4TH IN AFC CENTRAL						
HEAD COACH: BRUCE COSLET						
DATE	OPPONENT	W-L	SCORE	ATT.	STADIUM/NOTES	
Aug. 31	ARIZONA CARDINALSW	24-21	53,644	Cinergy Field	
Sept. 7	at Baltimore RavensL	10-23	52,968	Memorial Stadium	
Sept. 14	— BYE —					
Sept. 21	at Denver BroncosL	20-38	73,871	Mile High Stadium	
Sept. 28	N.Y. JETSL	14-31	57,209	Cinergy Field	
Oct. 5	at Jacksonville JaguarsL	13-21	67,128	ALLTEL Stadium	
Oct. 12	at Tennessee OilersL	7-30	17,071	Liberty Bowl (Memphis)	
Oct. 19	PITTSBURGH STEELERSL	10-26	60,020	Cinergy Field	
Oct. 26	at N.Y. GiantsL	27-29	72,584	Giants Stadium	
Nov. 2	SAN DIEGO CHARGERSW	38-31	53,754	Cinergy Field	
Nov. 9	at Indianapolis ColtsW	28-13	58,473	RCA Dome	
Nov. 16	at Pittsburgh SteelersL	3-20	55,226	Three Rivers Stadium	
Nov. 23	JACKSONVILLE JAGUARSW	31-26	55,158	Cinergy Field	
Nov. 30	at Philadelphia EaglesL	42-44	66,223	Veterans Stadium	
Dec. 4	TENNESSEE OILERSW	41-14	49,086	Cinergy Field/Thursday night	
Dec. 14	DALLAS COWBOYSW	31-24	60,043	Cinergy Field	
Dec. 21	BALTIMORE RAVENSW	16-14	50,917	Cinergy Field	
REGULAR-SEASON TOTALS		7-9-0	355-405	—	Regular-season home att.: 439,831	

1998						
3-13-0 (1-7 HOME, 2-6 ROAD) 5TH IN AFC CENTRAL						
HEAD COACH: BRUCE COSLET						
DATE	OPPONENT	W-L	SCORE	ATT.	STADIUM/NOTES	
Sept. 6	TENNESSEE OILERSL	14-23	55,848	Cinergy Field	
Sept. 13	at Detroit LionsW	*34-28	66,354	Pontiac Silverdome/*OT	
Sept. 20	GREEN BAY PACKERSL	6-13	56,346	Cinergy Field	
Sept. 27	at Baltimore RavensL	24-31	68,154	Ravens Stadium at Camden Yards/Sunday night	
Oct. 4	— BYE —					
Oct. 11	PITTSBURGH STEELERSW	25-20	59,979	Cinergy Field	
Oct. 18	at Tennessee OilersL	14-44	33,288	Vanderbilt Stadium	
Oct. 25	at Oakland RaidersL	10-27	40,089	Network Associates Coliseum	
Nov. 1	DENVER BRONCOSL	26-33	59,974	Cinergy Field	
Nov. 8	at Jacksonville JaguarsL	11-24	67,040	ALLTEL Stadium	
Nov. 15	at Minnesota VikingsL	3-24	64,232	Metrodome	
Nov. 22	BALTIMORE RAVENSL	13-20	52,571	Cinergy Field	
Nov. 29	JACKSONVILLE JAGUARSL	17-34	55,432	Cinergy Field	
Dec. 6	BUFFALO BILLSL	20-33	54,359	Cinergy Field	
Dec. 13	at Indianapolis ColtsL	26-39	55,179	RCA Dome	
Dec. 20	at Pittsburgh SteelersW	25-24	52,017	Three Rivers Stadium	
Dec. 27	TAMPA BAY BUCCANEERSL	0-35	49,826	Cinergy Field	
REGULAR-SEASON TOTALS		3-13-0	268-452	—	Regular-season home att.: 444,335	

1999						
4-12-0 (2-6 HOME, 2-6 ROAD) 5TH IN AFC CENTRAL						
HEAD COACH: BRUCE COSLET						
DATE	OPPONENT	W-L	SCORE	ATT.	STADIUM/NOTES	
Sept. 12	at Tennessee TitansL	35-36	65,272	Adelphia Coliseum	
Sept. 19	SAN DIEGO CHARGERSL	7-34	47,660	Cinergy Field	
Sept. 26	at Carolina PanthersL	3-27	61,269	Ericsson Stadium	
Oct. 3	ST. LOUIS RAMSL	10-38	45,481	Cinergy Field	
Oct. 10	at Cleveland BrownsW	18-17	73,048	Cleveland Browns Stadium	
Oct. 17	PITTSBURGH STEELERSL	3-17	59,669	Cinergy Field	
Oct. 24	at Indianapolis ColtsL	10-31	55,996	RCA Dome	
Oct. 31	JACKSONVILLE JAGUARSL	10-41	49,138	Cinergy Field	
Nov. 7	at Seattle SeahawksL	20-37	66,303	Kingdome	
Nov. 14	TENNESSEE TITANSL	14-24	46,017	Cinergy Field	
Nov. 21	BALTIMORE RAVENSL	31-34	43,279	Cinergy Field	
Nov. 28	at Pittsburgh SteelersW	27-20	50,907	Three Rivers Stadium	
Dec. 5	SAN FRANCISCO 49ERSW	44-30	53,673	Cinergy Field	
Dec. 12	CLEVELAND BROWNSW	44-28	59,942	Cinergy Field	
Dec. 19	— BYE —					
Dec. 26	at Baltimore RavensL	0-22	68,036	PSINet Stadium	
Jan. 2	at Jacksonville JaguarsL	7-24	70,532	ALLTEL Stadium	
REGULAR-SEASON TOTALS		4-12-0	283-460	—	Regular-season home att.: 404,679	

(All-time results — regular season and postseason, continued)

2000
4-12-0 (3-5 HOME, 1-7 ROAD) 5TH IN AFC CENTRAL
HEAD COACHES: BRUCE COSLET (0-3), DICK LEBEAU (4-9)
DATE OPPONENT W-L SCORE ATT. STADIUM/NOTES
Sept. 3 — BYE —
Sept. 10 CLEVELAND BROWNS.....L 7-24 64,006 Paul Brown Stadium
Sept. 17 at Jacksonville Jaguars.....L 0-13 45,653 ALLTEL Stadium
Sept. 24 at Baltimore Ravens.....L 0-37 68,481 PSINet Stadium
Oct. 1 MIAMI DOLPHINS.....L 16-31 61,535 Paul Brown Stadium
Oct. 8 TENNESSEE TITANS.....L 14-23 63,406 Paul Brown Stadium
Oct. 15 at Pittsburgh Steelers.....L 0-15 54,328 Three Rivers Stadium
Oct. 22 DENVER BRONCOS.....W 31-21 61,603 Paul Brown Stadium
Oct. 29 at Cleveland Browns.....W 12-3 73,118 Cleveland Browns Stadium
Nov. 5 BALTIMORE RAVENS.....L 7-27 54,759 Paul Brown Stadium
Nov. 12 at Dallas Cowboys.....L 6-23 62,170 Texas Stadium
Nov. 19 at New England Patriots.....L 13-16 60,292 Foxboro Stadium
Nov. 26 PITTSBURGH STEELERS.....L 28-48 63,925 Paul Brown Stadium
Dec. 3 ARIZONA CARDINALS.....W 24-13 50,289 Paul Brown Stadium
Dec. 10 at Tennessee Titans.....L 3-35 68,498 Adelphia Coliseum
Dec. 17 JACKSONVILLE JAGUARS.....W 17-14 50,469 Paul Brown Stadium
Dec. 24 at Philadelphia Eagles.....L 7-16 64,902 Veterans Stadium
REGULAR-SEASON TOTALS 4-12-0 185-359 — Regular-season home att.: 469,992

2001
6-10-0 (4-4 HOME, 2-6 ROAD) 6TH IN AFC CENTRAL
HEAD COACH: DICK LEBEAU
DATE OPPONENT W-L SCORE ATT. STADIUM/NOTES
Sept. 9 NEW ENGLAND PATRIOTS.....W 23-17 51,521 Paul Brown Stadium
Sept. 16 at Tennessee Titans**..... — — — **Sept. 16-17 NFL games not played due to Sept. 11 terrorist attacks/all games rescheduled for Jan. 6
Sept. 23 BALTIMORE RAVENS.....W 21-10 51,121 Paul Brown Stadium
Sept. 30 at San Diego Chargers.....L 14-28 56,048 Qualcomm Stadium
Oct. 7 at Pittsburgh Steelers.....L 7-16 62,335 Heinz Field
Oct. 14 CLEVELAND BROWNS.....W 24-14 64,217 Paul Brown Stadium
Oct. 21 CHICAGO BEARS.....L 0-24 63,408 Paul Brown Stadium
Oct. 28 at Detroit Lions.....W 31-27 69,343 Pontiac Silverdome
Nov. 4 — BYE —
Nov. 11 at Jacksonville Jaguars.....L 13-30 57,161 ALLTEL Stadium
Nov. 18 TENNESSEE TITANS.....L 7-20 63,865 Paul Brown Stadium
Nov. 25 at Cleveland Browns.....L 0-18 72,918 Cleveland Browns Stadium
Dec. 2 TAMPA BAY BUCCANEERS.....L *13-16 52,135 Paul Brown Stadium*OT
Dec. 9 JACKSONVILLE JAGUARS.....L 10-14 44,920 Paul Brown Stadium
Dec. 16 at N.Y. Jets.....L 14-15 77,745 Giants Stadium
Dec. 23 at Baltimore Ravens.....L 0-16 68,987 PSINet Stadium
Dec. 30 PITTSBURGH STEELERS.....W *26-23 63,751 Paul Brown Stadium*OT
Jan. 6 at Tennessee Titans**.....W 23-21 68,798 Adelphia Coliseum**Rescheduled from Sept. 16
REGULAR-SEASON TOTALS 6-10-0 226-309 — Regular-season home att.: 454,938

2002
2-14-0 (1-7 HOME, 1-7 ROAD) 4TH IN AFC NORTH
HEAD COACH: DICK LEBEAU
DATE OPPONENT W-L SCORE ATT. STADIUM/NOTES
Sept. 8 SAN DIEGO CHARGERS.....L 6-34 53,705 Paul Brown Stadium
Sept. 15 at Cleveland Browns.....L 7-20 73,358 Cleveland Browns Stadium
Sept. 22 at Atlanta Falcons.....L 3-30 68,129 Georgia Dome/Sunday night
Sept. 29 TAMPA BAY BUCCANEERS.....L 7-35 57,234 Paul Brown Stadium
Oct. 6 at Indianapolis Colts.....L 21-28 56,570 RCA Dome
Oct. 13 PITTSBURGH STEELERS.....L 7-34 63,900 Paul Brown Stadium
Oct. 20 — BYE —
Oct. 27 TENNESSEE TITANS.....L 24-30 52,822 Paul Brown Stadium
Nov. 3 at Houston Texans.....W 38-3 69,827 Reliant Stadium
Nov. 10 at Baltimore Ravens.....L 27-38 69,024 Ravens Stadium
Nov. 17 CLEVELAND BROWNS.....L 20-27 64,060 Paul Brown Stadium
Nov. 24 at Pittsburgh Steelers.....L 21-29 60,473 Heinz Field
Dec. 1 BALTIMORE RAVENS.....L 23-27 44,878 Paul Brown Stadium
Dec. 8 at Carolina Panthers.....L 31-52 66,799 Ericsson Stadium
Dec. 15 JACKSONVILLE JAGUARS.....L 15-29 42,092 Paul Brown Stadium
Dec. 22 NEW ORLEANS SAINTS.....W 20-13 43,544 Paul Brown Stadium
Dec. 29 at Buffalo Bills.....L 9-27 47,850 Ralph Wilson Stadium
REGULAR-SEASON TOTALS 2-14-0 279-456 — Regular-season home att.: 422,235

2003
8-8-0 (5-3 HOME, 3-5 ROAD) 2ND IN AFC NORTH
HEAD COACH: MARVIN LEWIS
DATE OPPONENT W-L SCORE ATT. STADIUM/NOTES
Sept. 7 DENVER BRONCOS.....L 10-30 63,820 Paul Brown Stadium
Sept. 14 at Oakland Raiders.....L 20-23 50,135 Network Associates Coliseum
Sept. 21 PITTSBURGH STEELERS.....L 10-17 64,596 Paul Brown Stadium
Sept. 28 at Cleveland Browns.....W 21-14 73,428 Cleveland Browns Stadium
Oct. 5 at Buffalo Bills.....L *16-22 72,615 Ralph Wilson Stadium*OT
Oct. 12 — BYE —
Oct. 19 BALTIMORE RAVENS.....W 34-26 53,553 Paul Brown Stadium
Oct. 26 SEATTLE SEAHAWKS.....W 27-24 52,131 Paul Brown Stadium
Nov. 2 at Arizona Cardinals.....L 14-17 23,531 Sun Devil Stadium
Nov. 9 HOUSTON TEXANS.....W 34-27 50,437 Paul Brown Stadium
Nov. 16 KANSAS CITY CHIEFS.....W 24-19 64,923 Paul Brown Stadium
Nov. 23 at San Diego Chargers.....W 34-27 52,069 Qualcomm Stadium
Nov. 30 at Pittsburgh Steelers.....W 24-20 58,797 Heinz Field
Dec. 7 at Baltimore Ravens.....L 13-31 69,468 M&T Bank Stadium
Dec. 14 SAN FRANCISCO 49ERS.....W 41-38 64,666 Paul Brown Stadium
Dec. 21 at St. Louis Rams.....L 10-27 66,061 Edward Jones Dome
Dec. 28 CLEVELAND BROWNS.....L 14-22 65,362 Paul Brown Stadium
REGULAR-SEASON TOTALS 8-8-0 346-384 — Regular-season home att.: 479,488

2004
8-8-0 (5-3 HOME, 3-5 ROAD) 3RD IN AFC NORTH
HEAD COACH: MARVIN LEWIS
DATE OPPONENT W-L SCORE ATT. STADIUM/NOTES
Sept. 12 at N.Y. Jets.....L 24-31 77,230 The Meadowlands
Sept. 19 MIAMI DOLPHINS.....W 16-13 65,705 Paul Brown Stadium/Sunday night
Sept. 26 BALTIMORE RAVENS.....L 9-23 65,575 Paul Brown Stadium
Oct. 3 at Pittsburgh Steelers.....L 17-28 62,402 Heinz Field
Oct. 10 — BYE —
Oct. 17 at Cleveland Browns.....L 17-34 73,263 Cleveland Browns Stadium
Oct. 25 DENVER BRONCOS.....W 23-10 65,806 Paul Brown Stadium/Monday night
Oct. 31 at Tennessee Titans.....L 20-27 68,932 The Coliseum
Nov. 7 DALLAS COWBOYS.....W 26-3 65,721 Paul Brown Stadium
Nov. 14 at Washington Redskins.....W 17-10 87,786 FedExField
Nov. 21 PITTSBURGH STEELERS.....L 14-19 65,780 Paul Brown Stadium
Nov. 28 CLEVELAND BROWNS.....W 58-48 65,677 Paul Brown Stadium
Dec. 5 at Baltimore Ravens.....W 27-26 69,695 M&T Bank Stadium
Dec. 12 at New England Patriots.....L 28-35 68,756 Gillette Stadium
Dec. 19 BUFFALO BILLS.....L 17-33 65,378 Paul Brown Stadium
Dec. 26 N.Y. GIANTS.....W 23-22 64,606 Paul Brown Stadium
Jan. 2 at Philadelphia Eagles.....W 38-10 67,074 Lincoln Financial Field
REGULAR-SEASON TOTALS 8-8-0 374-372 — Regular-season home att.: 524,248

2005
11-5-0 (5-3 HOME, 6-2 ROAD) 1ST IN AFC NORTH
HEAD COACH: MARVIN LEWIS
DATE OPPONENT W-L SCORE ATT. STADIUM/NOTES
Sept. 11 at Cleveland Browns.....W 27-13 73,013 Cleveland Browns Stadium
Sept. 18 MINNESOTA VIKINGS.....W 37-8 65,763 Paul Brown Stadium
Sept. 25 at Chicago Bears.....W 24-7 62,045 Soldier Field
Oct. 2 HOUSTON TEXANS.....W 16-10 65,714 Paul Brown Stadium
Oct. 9 at Jacksonville Jaguars.....L 20-23 66,137 ALLTEL Stadium/Sunday night
Oct. 16 at Tennessee Titans.....W 31-23 69,149 The Coliseum
Oct. 23 PITTSBURGH STEELERS.....L 13-27 66,104 Paul Brown Stadium
Oct. 30 GREEN BAY PACKERS.....W 21-14 65,940 Paul Brown Stadium
Nov. 6 at Baltimore Ravens.....W 21-9 70,540 M&T Bank Stadium
Nov. 13 — BYE —
Nov. 20 INDIANAPOLIS COLTS.....L 37-45 65,995 Paul Brown Stadium
Nov. 27 BALTIMORE RAVENS.....W 42-29 65,680 Paul Brown Stadium
Dec. 4 at Pittsburgh Steelers.....W 38-31 63,044 Heinz Field
Dec. 11 CLEVELAND BROWNS.....W 23-20 65,788 Paul Brown Stadium
Dec. 18 at Detroit Lions.....W 41-17 61,749 Ford Field
Dec. 24 BUFFALO BILLS.....L 27-37 65,485 Paul Brown Stadium/Saturday afternoon
Jan. 1 at Kansas City Chiefs.....L 3-37 77,211 Arrowhead Stadium
REGULAR-SEASON TOTALS 11-5-0 421-350 — Regular-season home att.: 526,469

AFC WILD CARD PLAYOFF
Jan. 8 PITTSBURGH STEELERS.....L 17-31 65,870 Paul Brown Stadium

2006
8-8-0 (4-4 HOME, 4-4 ROAD) 2ND IN AFC NORTH
HEAD COACH: MARVIN LEWIS
DATE OPPONENT W-L SCORE ATT. STADIUM/NOTES
Sept. 10 at Kansas City Chiefs.....W 23-10 77,956 Arrowhead Stadium
Sept. 17 CLEVELAND BROWNS.....W 34-17 66,072 Paul Brown Stadium
Sept. 24 at Pittsburgh Steelers.....W 28-20 64,922 Heinz Field
Oct. 1 NEW ENGLAND PATRIOTS.....L 13-38 66,035 Paul Brown Stadium
Oct. 8 — BYE —
Oct. 15 at Tampa Bay Buccaneers.....L 13-14 65,732 Raymond James Stadium
Oct. 22 CAROLINA PANTHERS.....W 17-14 65,964 Paul Brown Stadium
Oct. 29 ATLANTA FALCONS.....L 27-29 65,978 Paul Brown Stadium
Nov. 5 at Baltimore Ravens.....L 20-26 70,792 M&T Bank Stadium
Nov. 12 SAN DIEGO CHARGERS.....L 41-49 65,917 Paul Brown Stadium
Nov. 19 at New Orleans Saints.....W 31-16 68,001 Louisiana Superdome
Nov. 26 at Cleveland Browns.....W 30-0 72,926 Cleveland Browns Stadium
Nov. 30 BALTIMORE RAVENS.....W 13-7 65,973 Paul Brown Stadium/Thursday night
Dec. 10 OAKLAND RAIDERS.....W 27-10 65,882 Paul Brown Stadium
Dec. 18 at Indianapolis Colts.....L 16-34 57,292 RCA Dome/Monday night
Dec. 24 at Denver Broncos.....L 23-24 75,759 INVESCO Field at Mile High
Dec. 31 PITTSBURGH STEELERS.....L *17-23 66,049 Paul Brown Stadium*OT
REGULAR-SEASON TOTALS 8-8-0 373-331 — Regular-season home att.: 527,870

2007
7-9-0 (5-3 HOME, 2-6 ROAD) 3RD IN AFC NORTH
HEAD COACH: MARVIN LEWIS
DATE OPPONENT W-L SCORE ATT. STADIUM/NOTES
Sept. 10 BALTIMORE RAVENS.....W 27-20 66,093 Paul Brown Stadium/Monday night
Sept. 16 at Cleveland Browns.....L 45-51 72,801 Cleveland Browns Stadium
Sept. 23 at Seattle Seahawks.....L 21-24 68,110 Qwest Field
Oct. 1 NEW ENGLAND PATRIOTS.....L 13-34 66,113 Paul Brown Stadium/Monday night
Oct. 7 — BYE —
Oct. 14 at Kansas City Chiefs.....L 20-27 76,846 Arrowhead Stadium
Oct. 21 N.Y. JETS.....W 38-31 65,868 Paul Brown Stadium
Oct. 28 PITTSBURGH STEELERS.....L 13-24 66,188 Paul Brown Stadium
Nov. 4 at Buffalo Bills.....L 21-33 70,745 Ralph Wilson Stadium
Nov. 11 at Baltimore Ravens.....W 21-7 71,130 M&T Bank Stadium
Nov. 18 ARIZONA CARDINALS.....L 27-35 65,403 Paul Brown Stadium
Nov. 25 TENNESSEE TITANS.....W 35-6 65,489 Paul Brown Stadium
Dec. 2 at Pittsburgh Steelers.....L 10-24 58,842 Heinz Field/Sunday night
Dec. 9 ST. LOUIS RAMS.....W 19-10 65,143 Paul Brown Stadium
Dec. 15 at San Francisco 49ers.....L 13-20 68,053 Monster Park/Saturday night
Dec. 23 CLEVELAND BROWNS.....W 19-14 66,023 Paul Brown Stadium
Dec. 30 at Miami Dolphins.....W 38-25 70,461 Dolphin Stadium
REGULAR-SEASON TOTALS 7-9-0 380-385 — Regular-season home att.: 526,320

(All-time results — regular season and postseason, continued)

2008
4-11-1 (3-4-1 HOME, 1-7 ROAD) 3RD IN AFC NORTH
HEAD COACH: MARVIN LEWIS
DATE OPPONENT W-L SCORE ATT. STADIUM/NOTES
Sept. 7 at Baltimore Ravens.....L 10-17 70,978 M&T Bank Stadium
Sept. 14 TENNESSEE TITANS.....L 7-24 64,540 Paul Brown Stadium
Sept. 21 at N.Y. Giants.....L *23-26 79,276 Giants Stadium*OT
Sept. 28 CLEVELAND BROWNS.....L 12-20 65,541 Paul Brown Stadium
Oct. 5 at Dallas Cowboys.....L 22-31 62,655 Texas Stadium
Oct. 12 at N.Y. Jets.....L 14-26 78,161 The Meadowlands
Oct. 19 PITTSBURGH STEELERS.....L 10-38 65,860 Paul Brown Stadium
Oct. 26 at Houston Texans.....L 6-35 70,112 Reliant Stadium/rescheduled from Nov. 9 due to damage caused by Hurricane Ike Paul Brown Stadium
Nov. 2 JACKSONVILLE JAGUARS.....W 21-19 64,238 Paul Brown Stadium
Nov. 9 — BYE —
Nov. 16 PHILADELPHIA EAGLES.....T *13-13 64,633 Paul Brown Stadium*OT
Nov. 20 at Pittsburgh Steelers.....L 10-27 59,854 Heinz Field/Thursday night
Nov. 30 BALTIMORE RAVENS.....L 3-34 63,871 Paul Brown Stadium
Dec. 7 at Indianapolis Colts.....L 3-35 66,402 Lucas Oil Stadium
Dec. 14 WASHINGTON REDSKINS.....W 20-13 63,996 Paul Brown Stadium
Dec. 21 at Cleveland Browns.....W 14-0 72,361 Cleveland Browns Stadium
Dec. 28 KANSAS CITY CHIEFS.....W 16-6 63,984 Paul Brown Stadium
REGULAR-SEASON TOTALS 4-11-1 204-364 — Regular-season home att.: 516,663

2009
10-6-0 (6-2 HOME, 4-4 ROAD) 1ST IN AFC NORTH
HEAD COACH: MARVIN LEWIS
DATE OPPONENT W-L SCORE ATT. STADIUM/NOTES
Sept. 13 DENVER BRONCOS.....L 7-12 62,831 Paul Brown Stadium
Sept. 20 at Green Bay Packers.....W 31-24 70,768 Lambeau Field
Sept. 27 PITTSBURGH STEELERS.....W 23-20 64,538 Paul Brown Stadium
Oct. 4 at Cleveland Browns.....W *23-20 69,844 Cleveland Browns Stadium*/OT
Oct. 11 at Baltimore Ravens.....W 17-14 71,161 M&T Bank Stadium
Oct. 18 HOUSTON TEXANS.....L 17-28 64,019 Paul Brown Stadium
Oct. 25 CHICAGO BEARS.....W 45-10 64,900 Paul Brown Stadium
Nov. 1 — BYE —
Nov. 8 BALTIMORE RAVENS.....W 17-7 64,313 Paul Brown Stadium
Nov. 15 at Pittsburgh Steelers.....W 18-12 65,392 Heinz Field
Nov. 22 at Oakland Raiders.....L 17-20 34,112 Oakland Coliseum
Nov. 29 CLEVELAND BROWNS.....W 16-7 64,553 Paul Brown Stadium
Dec. 6 DETROIT LIONS.....W 23-13 62,545 Paul Brown Stadium
Dec. 13 at Minnesota Vikings.....L 10-30 63,854 Hubert H. Humphrey Metrodome
Dec. 20 at San Diego Chargers.....L 24-27 68,889 Qualcomm Stadium
Dec. 27 KANSAS CITY CHIEFS.....W 17-10 64,333 Paul Brown Stadium
Jan. 3 at N.Y. Jets.....L 0-37 79,106 The Meadowlands/Sun. night (flexed from 1)
REGULAR-SEASON TOTALS 10-6-0 305-291 — Regular-season home att.: 512,032
AFC WILD CARD PLAYOFF
Jan. 9 N.Y. JETS.....L 14-24 63,686 Paul Brown Stadium/Saturday afternoon

2010
4-12-0 (3-5 HOME, 1-7 ROAD) 4TH IN AFC NORTH
HEAD COACH: MARVIN LEWIS
DATE OPPONENT W-L SCORE ATT. STADIUM/NOTES
Sept. 12 at New England Patriots.....L 24-38 68,756 Gillette Stadium
Sept. 19 BALTIMORE RAVENS.....W 15-10 64,071 Paul Brown Stadium
Sept. 26 at Carolina Panthers.....W 20-7 72,887 Bank of America Stadium
Oct. 3 at Cleveland Browns.....L 20-23 66,731 Cleveland Browns Stadium
Oct. 10 TAMPA BAY BUCCANEERS.....L 21-24 63,888 Paul Brown Stadium
Oct. 17 — BYE —
Oct. 24 at Atlanta Falcons.....L 32-39 67,665 Georgia Dome
Oct. 31 MIAMI DOLPHINS.....L 14-22 63,179 Paul Brown Stadium
Nov. 8 PITTSBURGH STEELERS.....L 21-27 65,626 Paul Brown Stadium/Monday night
Nov. 14 at Indianapolis Colts.....L 17-23 67,404 Lucas Oil Stadium
Nov. 21 BUFFALO BILLS.....W 31-49 55,654 Paul Brown Stadium
Nov. 25 at N.Y. Jets.....L 10-26 78,903 New Meadowlands/Thursday night
Dec. 5 NEW ORLEANS SAINTS.....L 30-34 59,963 Paul Brown Stadium
Dec. 12 at Pittsburgh Steelers.....L 7-23 57,501 Heinz Field
Dec. 19 CLEVELAND BROWNS.....W 19-17 56,342 Paul Brown Stadium
Dec. 26 SAN DIEGO CHARGERS.....W 34-20 54,194 Paul Brown Stadium (flexed from 8:20 to 1)
Jan. 2 at Baltimore Ravens.....L 7-13 71,088 M&T Bank Stadium
REGULAR-SEASON TOTALS 4-12-0 322-395 — Regular-season home att.: 482,917

2011
9-7-0 (4-4 HOME, 5-3 ROAD) 3RD IN AFC NORTH (WILD CARD QUALIFIER)
HEAD COACH: MARVIN LEWIS
DATE OPPONENT W-L SCORE ATT. STADIUM/NOTES
Sept. 11 at Cleveland Browns.....W 27-17 67,321 Cleveland Browns Stadium
Sept. 18 at Denver Broncos.....L 22-24 73,281 Sport Authority Field at Mile High
Sept. 25 SAN FRANCISCO 49ERS.....L 8-13 43,363 Paul Brown Stadium
Oct. 2 BUFFALO BILLS.....W 23-20 41,142 Paul Brown Stadium
Oct. 9 at Jacksonville Jaguars.....W 30-20 61,799 EverBank Field
Oct. 16 INDIANAPOLIS COLTS.....W 27-17 52,068 Paul Brown Stadium
Oct. 23 — BYE —
Oct. 30 at Seattle Seahawks.....W 34-12 66,004 CenturyLink Field
Nov. 6 at Tennessee Titans.....W 24-17 69,143 LP Field
Nov. 13 PITTSBURGH STEELERS.....L 17-24 63,262 Paul Brown Stadium
Nov. 20 at Baltimore Ravens.....L 24-31 71,320 M&T Bank Stadium
Nov. 27 CLEVELAND BROWNS.....W 23-20 48,260 Paul Brown Stadium
Dec. 4 at Pittsburgh Steelers.....L 7-35 63,697 Heinz Field
Dec. 11 HOUSTON TEXANS.....L 19-20 41,202 Paul Brown Stadium
Dec. 18 at St. Louis Rams.....W 20-13 56,431 Edward Jones Dome
Dec. 24 ARIZONA CARDINALS.....W 23-16 41,273 Paul Brown Stadium/Saturday afternoon
Jan. 1 BALTIMORE RAVENS.....L 16-24 63,439 Paul Brown Stadium
REGULAR-SEASON TOTALS 9-7-0 344-323 — Regular-season home att.: 394,009
AFC WILD CARD PLAYOFF
Jan. 7 at Houston Texans.....L 10-31 71,725 Reliant Stadium/Saturday afternoon

2012
10-6-0 (4-4 HOME, 6-2 ROAD) 2ND IN AFC NORTH (WILD CARD QUALIFIER)
HEAD COACH: MARVIN LEWIS
DATE OPPONENT W-L SCORE ATT. STADIUM/NOTES
Sept. 10 at Baltimore Ravens.....L 13-44 71,064 M&T Bank Stadium/Monday night
Sept. 16 CLEVELAND BROWNS.....W 34-27 63,036 Paul Brown Stadium
Sept. 23 at Washington Redskins.....W 38-31 80,060 FedExField
Sept. 30 at Jacksonville Jaguars.....W 27-10 63,030 EverBank Field
Oct. 7 MIAMI DOLPHINS.....L 13-17 61,162 Paul Brown Stadium
Oct. 14 at Cleveland Browns.....L 24-34 67,060 Cleveland Browns Stadium
Oct. 21 PITTSBURGH STEELERS.....L 17-24 63,411 Paul Brown Stadium/Sunday night
Oct. 28 — BYE —
Nov. 4 DENVER BRONCOS.....L 23-31 63,623 Paul Brown Stadium
Nov. 11 N.Y. GIANTS.....W 31-13 56,614 Paul Brown Stadium
Nov. 18 at Kansas City Chiefs.....W 28-6 63,336 Arrowhead Stadium
Nov. 25 OAKLAND RAIDERS.....W 34-10 56,503 Paul Brown Stadium
Dec. 2 at San Diego Chargers.....W 20-13 54,980 Qualcomm Stadium
Dec. 9 DALLAS COWBOYS.....L 19-20 63,590 Paul Brown Stadium
Dec. 13 at Philadelphia Eagles.....W 34-13 69,144 Lincoln Financial Field/Thursday night
Dec. 23 at Pittsburgh Steelers.....W 13-10 63,236 Heinz Field
Dec. 30 BALTIMORE RAVENS.....W 23-17 61,565 Paul Brown Stadium
REGULAR-SEASON TOTALS 10-6-0 391-320 — Regular-season home att.: 489,504
AFC WILD CARD PLAYOFF
Jan. 5 at Houston Texans.....L 13-19 71,738 Reliant Stadium/Saturday afternoon

2013
11-5-0 (8-0 HOME, 3-5 ROAD) 1ST IN AFC NORTH
HEAD COACH: MARVIN LEWIS
DATE OPPONENT W-L SCORE ATT. STADIUM/NOTES
Sept. 8 at Chicago Bears.....L 21-24 62,213 Soldier Field
Sept. 16 PITTSBURGH STEELERS.....W 20-10 64,585 Paul Brown Stadium/Monday night
Sept. 22 GREEN BAY PACKERS.....W 34-30 64,633 Paul Brown Stadium
Sept. 29 at Cleveland Browns.....L 6-17 71,481 FirstEnergy Stadium
Oct. 6 NEW ENGLAND PATRIOTS.....W 13-6 64,259 Paul Brown Stadium
Oct. 13 at Buffalo Bills.....W *27-24 67,739 Ralph Wilson Stadium*/OT
Oct. 20 at Detroit Lions.....W 27-24 63,207 Ford Field
Oct. 27 N.Y. JETS.....W 49-9 62,576 Paul Brown Stadium
Oct. 31 at Miami Dolphins.....L *20-22 52,388 Sun Life Stadium/Thursday night*/OT
Nov. 10 at Baltimore Ravens.....L *17-20 70,992 M&T Banks Stadium*/OT
Nov. 17 CLEVELAND BROWNS.....W 41-20 63,856 Paul Brown Stadium
Nov. 24 — BYE —
Dec. 1 at San Diego Chargers.....W 17-10 61,536 Qualcomm Stadium
Dec. 8 INDIANAPOLIS COLTS.....W 42-28 62,507 Paul Brown Stadium
Dec. 15 at Pittsburgh Steelers.....L 20-30 45,873 Heinz Field/Sunday night
Dec. 22 MINNESOTA VIKINGS.....W 42-14 61,555 Paul Brown Stadium
Dec. 29 BALTIMORE RAVENS.....W 34-17 62,406 Paul Brown Stadium
REGULAR-SEASON TOTALS 11-5-0 430-305 — Regular-season home att.: 506,377
AFC WILD CARD PLAYOFF
Jan. 5 SAN DIEGO CHARGERS.....L 10-27 62,277 Paul Brown Stadium

2014
10-5-1 (5-2-1 HOME, 5-3 ROAD) 2ND IN AFC NORTH (WILD CARD QUALIFIER)
HEAD COACH: MARVIN LEWIS
DATE OPPONENT W-L SCORE ATT. STADIUM/NOTES
Sept. 7 at Baltimore Ravens.....W 23-16 70,925 M&T Bank Stadium
Sept. 14 ATLANTA FALCONS.....W 24-10 58,574 Paul Brown Stadium
Sept. 21 TENNESSEE TITANS.....W 33-7 56,743 Paul Brown Stadium
Sept. 28 — BYE —
Oct. 5 at New England Patriots.....L 17-43 68,756 Gillette Stadium/Sunday night
Oct. 12 CAROLINA PANTHERS.....T *37-37 57,053 Paul Brown Stadium*/OT
Oct. 19 at Indianapolis Colts.....L 0-27 66,539 Lucas Oil Stadium
Oct. 26 BALTIMORE RAVENS.....W 27-24 55,711 Paul Brown Stadium
Nov. 2 JACKSONVILLE JAGUARS.....W 33-23 60,057 Paul Brown Stadium
Nov. 6 CLEVELAND BROWNS.....L 3-24 65,871 Paul Brown Stadium/Thursday night
Nov. 16 at New Orleans Saints.....W 27-10 73,073 Mercedes-Benz Superdome
Nov. 23 at Houston Texans.....W 22-13 71,777 NRG Stadium
Nov. 30 at Tampa Bay Buccaneers.....W 14-13 56,340 Raymond James Stadium
Dec. 7 PITTSBURGH STEELERS.....L 21-42 65,512 Paul Brown Stadium
Dec. 14 at Cleveland Browns.....W 30-0 67,431 FirstEnergy Stadium
Dec. 22 DENVER BRONCOS.....W 37-28 66,107 Paul Brown Stadium/Monday night
Dec. 28 at Pittsburgh Steelers.....L 17-27 64,697 Heinz Field/Sunday night (flexed from 1)
REGULAR-SEASON TOTALS 10-5-1 365-344 — Regular-season home att.: 485,628
AFC WILD CARD PLAYOFF
Jan. 4 at Indianapolis Colts.....L 10-26 63,385 Lucas Oil Stadium

2015
12-4-0 (6-2 HOME, 6-2 ROAD) 1ST IN AFC NORTH
HEAD COACH: MARVIN LEWIS
DATE OPPONENT W-L SCORE ATT. STADIUM/NOTES
Sept. 13 at Oakland Raiders.....W 33-13 54,500 O.co Coliseum
Sept. 20 SAN DIEGO CHARGERS.....W 24-19 57,579 Paul Brown Stadium
Sept. 27 at Baltimore Ravens.....W 28-24 70,970 M&T Bank Stadium
Oct. 4 KANSAS CITY CHIEFS.....W 36-21 57,498 Paul Brown Stadium
Oct. 11 SEATTLE SEAHAWKS.....W *27-24 65,004 Paul Brown Stadium*/OT
Oct. 18 at Buffalo Bills.....W 34-21 69,593 Ralph Wilson Stadium
Oct. 25 — BYE —
Nov. 1 at Pittsburgh Steelers.....W 16-10 64,750 Heinz Field
Nov. 5 CLEVELAND BROWNS.....W 31-10 65,816 Paul Brown Stadium/Thursday night
Nov. 16 HOUSTON TEXANS.....L 6-10 61,381 Paul Brown Stadium/Monday night
Nov. 22 at Arizona Cardinals.....L 31-34 64,745 U. of Phoenix Stad./Sun. night (flexed from 4)
Nov. 29 ST. LOUIS RAMS.....W 31-7 61,022 Paul Brown Stadium
Dec. 6 at Cleveland Browns.....W 37-3 64,775 FirstEnergy Stadium
Dec. 13 PITTSBURGH STEELERS.....L 20-33 65,564 Paul Brown Stadium
Dec. 20 at San Francisco 49ers.....W 24-14 70,799 Levi's Stadium (flexed from 8:30 to 4:25)
Dec. 28 at Denver Broncos.....L *17-20 76,868 Spts. Authority Fd. at M.H./Mon. night*/OT
Jan. 3 BALTIMORE RAVENS.....W 24-16 57,254 Paul Brown Stadium
REGULAR-SEASON TOTALS 12-4-0 419-279 — Regular-season home att.: 491,118
AFC WILD CARD PLAYOFF
Jan. 9 PITTSBURGH STEELERS.....L 16-18 63,257 Paul Brown Stadium/Saturday night

2016

6-9-1 (4-3 HOME, 2-6 ROAD, 0-0-1 NEUTRAL) 3RD IN AFC NORTH

HEAD COACH: MARVIN LEWIS

DATE	OPPONENT	W-L	SCORE	ATT.	STADIUM/NOTES
Sept. 11	at N.Y. Jets	W	23-22	78,160	MetLife Stadium
Sept. 18	at Pittsburgh Steelers.....	L	16-24	65,072	Heinz Field
Sept. 25	DENVER BRONCOS	L	17-29	63,850	Paul Brown Stadium
Sept. 29	MIAMI DOLPHINS	W	22-7	60,834	Paul Brown Stadium/Thursday night
Oct. 9	at Dallas Cowboys	L	14-28	91,653	AT&T Stadium
Oct. 16	at New England Patriots.....	L	17-35	66,829	Gillette Stadium
Oct. 23	CLEVELAND BROWNS.....	W	31-17	65,047	Paul Brown Stadium
Oct. 30	VS. WASHINGTON REDSKINS ...	T	*27-27	84,488	Wembley Stadium (London, England)*OT
Nov. 6	— BYE —				
Nov. 14	at N.Y. Giants.....	L	20-21	76,218	MetLife Stadium/Monday night
Nov. 20	BUFFALO BILLS.....	L	12-16	61,356	Paul Brown Stadium
Nov. 27	at Baltimore Ravens.....	L	14-19	70,903	M&T Bank Stadium
Dec. 4	PHILADELPHIA EAGLES.....	W	32-14	55,456	Paul Brown Stadium
Dec. 11	at Cleveland Browns	W	23-10	60,028	FirstEnergy Stadium
Dec. 18	PITTSBURGH STEELERS	L	20-24	62,096	Paul Brown Stadium (flexed from 8:25 to 1)
Dec. 24	at Houston Texans.....	L	10-12	71,836	NRG Stadium/Saturday night
Jan. 1	BALTIMORE RAVENS.....	W	27-10	54,944	Paul Brown Stadium
REGULAR-SEASON TOTALS		6-9-1	325-315	—	Reg.-season home att.: 423,583 (7 games)

ALL-TIME RESULTS — PRESEASON

All-time preseason record: 105-111-2

(All games listed are night games unless noted otherwise. Opponents are capitalized for games in which the Bengals were the home team, including those games played at neutral sites.)

1968 (2-3-0) Table with columns: DATE, OPPONENT, W-L, SCORE, NOTES. Games include KANSAS CITY CHIEFS, DENVER BRONCOS, BUFFALO BILLS, Pittsburgh Steelers, and N.Y. JETS.

1969 (3-2-0) Table with columns: DATE, OPPONENT, W-L, SCORE, NOTES. Games include Boston Patriots, Kansas City Chiefs, MIAMI DOLPHINS, Pittsburgh Steelers, and DENVER BRONCOS.

1970 (2-3-1) Table with columns: DATE, OPPONENT, W-L, SCORE, NOTES. Games include WASHINGTON REDSKINS, Miami Dolphins, St. Louis Cardinals, CLEVELAND BROWNS, Green Bay Packers, and DETROIT LIONS.

1971 (5-0-1) Table with columns: DATE, OPPONENT, W-L, SCORE, NOTES. Games include Miami Dolphins, Detroit Lions, PITTSBURGH STEELERS, ST. LOUIS CARDINALS, GREEN BAY PACKERS, and Washington Redskins.

1972 (3-3-0) Table with columns: DATE, OPPONENT, W-L, SCORE, NOTES. Games include Green Bay Packers, DETROIT LIONS, MIAMI DOLPHINS, Philadelphia Eagles, CLEVELAND BROWNS, and ATLANTA FALCONS.

1973 (4-2-0) Table with columns: DATE, OPPONENT, W-L, SCORE, NOTES. Games include Miami Dolphins, PHILADELPHIA EAGLES, Cleveland Browns, Detroit Lions, ATLANTA FALCONS, and GREEN BAY PACKERS.

1974 (4-2-0) Table with columns: DATE, OPPONENT, W-L, SCORE, NOTES. Games include MIAMI DOLPHINS, PHILADELPHIA EAGLES, Atlanta Falcons, DETROIT LIONS, CLEVELAND BROWNS, and Green Bay Packers.

1975 (4-3-0) Table with columns: DATE, OPPONENT, W-L, SCORE, NOTES. Games include WASHINGTON REDSKINS, Miami Dolphins, Buffalo Bills, GREEN BAY PACKERS, Philadelphia Eagles, Detroit Lions, and NEW ORLEANS SAINTS.

1976 (4-2-0) Table with columns: DATE, OPPONENT, W-L, SCORE, NOTES. Games include Green Bay Packers, BUFFALO BILLS, DETROIT LIONS, Minnesota Vikings, New Orleans Saints, and Tampa Bay Buccaneers.

1977 (5-1-0) Table with columns: DATE, OPPONENT, W-L, SCORE, NOTES. Games include Green Bay Packers, TAMPA BAY BUCCANEERS, Detroit Lions, St. Louis Cardinals, MINNESOTA VIKINGS, and Chicago Bears.

1978 (2-2-0) Table with columns: DATE, OPPONENT, W-L, SCORE, NOTES. Games include Tampa Bay Buccaneers, DETROIT LIONS, CHICAGO BEARS, and Green Bay Packers.

1979 (2-2-0) Table with columns: DATE, OPPONENT, W-L, SCORE, NOTES. Games include Detroit Lions, GREEN BAY PACKERS, Chicago Bears, and TAMPA BAY BUCCANEERS.

1980 (1-3-0) Table with columns: DATE, OPPONENT, W-L, SCORE, NOTES. Games include Denver Broncos, CHICAGO BEARS, Tampa Bay Buccaneers, and DETROIT LIONS.

1981 (2-2-0) Table with columns: DATE, OPPONENT, W-L, SCORE, NOTES. Games include Tampa Bay Buccaneers, Detroit Lions, Chicago Bears, and DENVER BRONCOS.

1982 (1-3-0) Table with columns: DATE, OPPONENT, W-L, SCORE, NOTES. Games include Kansas City Chiefs, Green Bay Packers, DETROIT LIONS, and WASHINGTON REDSKINS.

1983 (0-4-0) Table with columns: DATE, OPPONENT, W-L, SCORE, NOTES. Games include KANSAS CITY CHIEFS, Washington Redskins, N.Y. JETS, and Detroit Lions.

1984 (3-1-0) Table with columns: DATE, OPPONENT, W-L, SCORE, NOTES. Games include N.Y. Jets, Tampa Bay Buccaneers, Chicago Bears, and DETROIT LIONS.

1985 (2-2-0) Table with columns: DATE, OPPONENT, W-L, SCORE, NOTES. Games include KANSAS CITY CHIEFS, N.Y. JETS, Detroit Lions, and Indianapolis Colts.

1986 (1-3-0) Table with columns: DATE, OPPONENT, W-L, SCORE, NOTES. Games include Kansas City Chiefs, N.Y. Jets, GREEN BAY PACKERS, and DETROIT LIONS.

1987 (2-2-0) Table with columns: DATE, OPPONENT, W-L, SCORE, NOTES. Games include Tampa Bay Buccaneers, Detroit Lions, Green Bay Packers, and NEW ORLEANS SAINTS.

1988 (4-1-0) Table with columns: DATE, OPPONENT, W-L, SCORE, NOTES. Games include Los Angeles Rams, Kansas City Chiefs, Buffalo Bills, DETROIT LIONS, and New England Patriots.

1989 (2-2-0) Table with columns: DATE, OPPONENT, W-L, SCORE, NOTES. Games include BUFFALO BILLS, Detroit Lions, New Orleans Saints, and Minnesota Vikings.

1990 (1-3-0) Table with columns: DATE, OPPONENT, W-L, SCORE, NOTES. Games include Tampa Bay Buccaneers, Atlanta Falcons, New England Patriots, and DETROIT LIONS.

1991 (2-2-0) Table with columns: DATE, OPPONENT, W-L, SCORE, NOTES. Games include Detroit Lions, PHILADELPHIA EAGLES, MINNESOTA VIKINGS, and Green Bay Packers.

1992 (2-2-0) Table with columns: DATE, OPPONENT, W-L, SCORE, NOTES. Games include N.Y. Giants, Philadelphia Eagles, INDIANAPOLIS COLTS, and DETROIT LIONS.

1993 (2-2-0) Table with columns: DATE, OPPONENT, W-L, SCORE, NOTES. Games include N.Y. GIANTS, Indianapolis Colts, Detroit Lions, and PHILADELPHIA EAGLES.

1994 (1-3-0) Table with columns: DATE, OPPONENT, W-L, SCORE, NOTES. Games include Tampa Bay Buccaneers, INDIANAPOLIS COLTS, Philadelphia Eagles, and DETROIT LIONS.

1995 (1-3-0) Table with columns: DATE, OPPONENT, W-L, SCORE, NOTES. Games include Indianapolis Colts, TAMPA BAY BUCCANEERS, Detroit Lions, and N.Y. JETS.

1996 (2-2-0) Table with columns: DATE, OPPONENT, W-L, SCORE, NOTES. Games include Indianapolis Colts, TAMPA BAY BUCCANEERS, Detroit Lions, and N.Y. JETS. Includes note about Riverfront Stadium.

1997 (2-2-0) Table with columns: DATE, OPPONENT, W-L, SCORE, NOTES. Games include Indianapolis Colts, Detroit Lions, MINNESOTA VIKINGS, and SEATTLE SEAHAWKS.

1998 (1-3-0) Table with columns: DATE, OPPONENT, W-L, SCORE, NOTES. Games include N.Y. Giants, INDIANAPOLIS COLTS, DETROIT LIONS, and Atlanta Falcons.

1999 (0-4-0) Table with columns: DATE, OPPONENT, W-L, SCORE, NOTES. Games include Indianapolis Colts, Detroit Lions, BUFFALO BILLS, and ATLANTA FALCONS.

2000 (1-3-0) Table with columns: DATE, OPPONENT, W-L, SCORE, NOTES. Games include Buffalo Bills, Atlanta Falcons, CHICAGO BEARS, and DETROIT LIONS.

2001 (1-3-0) Table with columns: DATE, OPPONENT, W-L, SCORE, NOTES. Games include Chicago Bears, Detroit Lions, BUFFALO BILLS, and INDIANAPOLIS COLTS.

2002 (2-2-0) Table with columns: DATE, OPPONENT, W-L, SCORE, NOTES. Games include Buffalo Bills, Indianapolis Colts, NEW ORLEANS SAINTS, and ATLANTA FALCONS.

2003 (1-3-0) Table with columns: DATE, OPPONENT, W-L, SCORE, NOTES. Games include N.Y. Jets, DETROIT LIONS, TENNESSEE TITANS, and Indianapolis Colts.

(All-time results — preseason, continued)

2004 (2-2-0)

DATE	OPPONENT	W-L	SCORE	NOTES
Aug. 16	at Tampa Bay Buccaneers	L	6-20	
Aug. 21	NEW ENGLAND PATRIOTS	W	31-3	
Aug. 28	at Atlanta Falcons	L	10-37	
Sept. 3	INDIANAPOLIS COLTS	W	16-13	

2005 (2-2-0)

DATE	OPPONENT	W-L	SCORE	NOTES
Aug. 12	NEW ENGLAND PATRIOTS	L	13-23	
Aug. 19	at Washington Redskins	W	24-17	
Aug. 26	at Philadelphia Eagles	L	17-27	
Sept. 2	INDIANAPOLIS COLTS	W	38-0	

2006 (4-0-0)

DATE	OPPONENT	W-L	SCORE	NOTES
Aug. 13	WASHINGTON REDSKINS	W	19-3	
Aug. 18	at Buffalo Bills	W	44-31	
Aug. 28	GREEN BAY PACKERS	W	48-17	
Sept. 1	at Indianapolis Colts	W	20-3	

2007 (1-3-0)

DATE	OPPONENT	W-L	SCORE	NOTES
Aug. 9	at Detroit Lions	L	26-27	
Aug. 18	NEW ORLEANS SAINTS	L	19-27	
Aug. 27	at Atlanta Falcons	L	19-24	
Aug. 31	INDIANAPOLIS COLTS	W	14-6	

2008 (2-2-0)

DATE	OPPONENT	W-L	SCORE	NOTES
Aug. 11	at Green Bay Packers	W	20-17	
Aug. 17	DETROIT LIONS	L	10-27	
Aug. 23	NEW ORLEANS SAINTS	L	0-13	
Aug. 28	at Indianapolis Colts	W	27-7	

2009 (2-2-0)

DATE	OPPONENT	W-L	SCORE	NOTES
Aug. 14	at New Orleans Saints	L	7-17	
Aug. 20	at New England Patriots	W	7-6	
Aug. 27	ST. LOUIS RAMS	L	21-24	
Sept. 3	INDIANAPOLIS COLTS	W	38-7	

2010 (3-2-0)

DATE	OPPONENT	W-L	SCORE	NOTES
Aug. 8	VS. DALLAS COWBOYS	L	7-16	Hall of Fame Game at Canton, Ohio
Aug. 15	DENVER BRONCOS	W	33-24	
Aug. 20	PHILADELPHIA EAGLES	W	22-9	
Aug. 28	at Buffalo Bills	L	20-35	
Sept. 2	at Indianapolis Colts	W	30-28	

2011 (1-3-0)

DATE	OPPONENT	W-L	SCORE	NOTES
Aug. 12	at Detroit Lions	L	3-34	
Aug. 21	at N.Y. Jets	L	7-27	
Aug. 25	CAROLINA PANTHERS	W	24-13	
Sept. 1	INDIANAPOLIS COLTS	L	13-17	

2012 (2-2-0)

DATE	OPPONENT	W-L	SCORE	NOTES
Aug. 10	N.Y. JETS	W	17-6	
Aug. 16	at Atlanta Falcons	W	24-19	
Aug. 23	GREEN BAY PACKERS	L	13-27	
Aug. 30	at Indianapolis Colts	L	16-20	

2013 (3-1-0)

DATE	OPPONENT	W-L	SCORE	NOTES
Aug. 8	at Atlanta Falcons	W	34-10	
Aug. 17	TENNESSEE TITANS	W	27-19	
Aug. 24	at Dallas Cowboys	L	18-24	
Aug. 29	INDIANAPOLIS COLTS	W	27-10	

2014 (2-2-0)

DATE	OPPONENT	W-L	SCORE	NOTES
Aug. 7	at Kansas City Chiefs	L	39-41	
Aug. 16	N.Y. JETS	L	17-25	
Aug. 24	at Arizona Cardinals	W	19-13	
Aug. 28	INDIANAPOLIS COLTS	W	35-7	

2015 (3-1-0)

DATE	OPPONENT	W-L	SCORE	NOTES
Aug. 14	N.Y. GIANTS	W	23-10	
Aug. 24	at Tampa Bay Buccaneers	L	11-25	
Aug. 29	CHICAGO BEARS	W	21-10	
Sept. 3	at Indianapolis Colts	W	9-6	

2016 (1-3-0)

DATE	OPPONENT	W-L	SCORE	NOTES
Aug. 12	MINNESOTA VIKINGS	L	16-17	
Aug. 18	at Detroit Lions	W	30-14	
Aug. 28	at Jacksonville Jaguars	L	21-26	
Sept. 1	INDIANAPOLIS COLTS	L	10-13	

ALL-TIME RESULTS — BY OPPONENT

(The years listed are the seasons in which games were scheduled, not necessarily the calendar years in which games were played.)

ARIZONA CARDINALS

Bengals lead regular-season series, 6-5-0
(Cardinals franchise known as Phoenix prior to 1994 and in St. Louis prior to 1988)

YEAR	DATE	SITE	W-L	SCORE
1973	Nov. 25	Cincinnati	W	42-24
1979	Nov. 25	Cincinnati	W	34-28
1985	Sept. 15	St. Louis	L	27-41
1988	Sept. 4	Cincinnati	W	21-14
1994	Dec. 18	Arizona	L	7-28
1997	Aug. 31	Cincinnati	W	24-21
2000	Dec. 3	Cincinnati	W	24-13
2003	Nov. 2	Arizona	L	14-17
2007	Nov. 18	Cincinnati	L	27-35
2011	Dec. 24	Cincinnati	W	23-16
2015	Nov. 22	Arizona	L	31-34

ATLANTA FALCONS

Bengals lead regular-season series, 8-5-0

YEAR	DATE	SITE	W-L	SCORE
1971	Nov. 7	Cincinnati	L	6-9
1975	Oct. 26	Atlanta	W	21-14
1978	Dec. 3	Cincinnati	W	37-7
1981	Dec. 20	Atlanta	W	30-28
1984	Nov. 25	Cincinnati	W	35-14
1987	Nov. 15	Atlanta	W	16-10
1990	Oct. 28	Atlanta	L	17-38
1993	Dec. 26	Cincinnati	W	21-17
1996	Nov. 24	Cincinnati	W	41-31
2002	Sept. 22	Atlanta	L	3-30
2006	Oct. 29	Cincinnati	L	27-29
2010	Oct. 24	Atlanta	L	32-39
2014	Sept. 14	Cincinnati	W	24-10

BALTIMORE RAVENS

Regular-season series tied, 21-21-0

YEAR	DATE	SITE	W-L	SCORE
1996	Nov. 3	Baltimore	W	24-21
	Dec. 8	Cincinnati	W	21-14
1997	Sept. 7	Baltimore	L	10-23
	Dec. 21	Cincinnati	W	16-14
1998	Sept. 27	Baltimore	L	24-31
	Nov. 22	Cincinnati	L	13-20
1999	Nov. 21	Cincinnati	L	31-34
	Dec. 26	Baltimore	L	0-22
2000	Sept. 24	Baltimore	L	0-37
	Nov. 5	Cincinnati	L	7-27
2001	Sept. 23	Cincinnati	W	21-10
	Dec. 23	Baltimore	L	0-16
2002	Nov. 10	Baltimore	L	27-38
	Dec. 1	Cincinnati	L	23-27
2003	Oct. 19	Cincinnati	W	34-26
	Dec. 7	Baltimore	L	13-31
2004	Sept. 26	Cincinnati	L	9-23
	Dec. 5	Baltimore	W	27-26
2005	Nov. 6	Baltimore	W	21-9
	Nov. 27	Cincinnati	W	42-29
2006	Nov. 5	Baltimore	L	20-26
	Nov. 30	Cincinnati	W	13-7
2007	Sept. 10	Cincinnati	W	27-20
	Nov. 11	Baltimore	W	21-7
2008	Sept. 7	Baltimore	L	10-17
	Nov. 30	Cincinnati	L	3-34
2009	Oct. 11	Baltimore	W	17-14
	Nov. 8	Cincinnati	W	17-7
2010	Sept. 19	Cincinnati	W	15-10
	Jan. 2	Baltimore	L	7-13
2011	Nov. 20	Baltimore	L	24-31
	Jan. 1	Cincinnati	L	16-24
2012	Sept. 10	Baltimore	L	13-44
	Dec. 30	Cincinnati	W	23-17
2013	Nov. 10	Baltimore	L (OT)	17-20
	Dec. 29	Cincinnati	W	34-17
2014	Sept. 7	Baltimore	W	23-16
	Oct. 26	Cincinnati	W	27-24
2015	Sept. 27	Baltimore	W	28-24
	Jan. 3	Cincinnati	W	24-16
2016	Nov. 27	Baltimore	L	14-19
	Jan. 1	Cincinnati	W	27-10

BUFFALO BILLS

Bills lead regular-season series, 16-12-0
Bengals lead postseason series, 2-0

YEAR	DATE	SITE	W-L	SCORE
1968	Sept. 22	Cincinnati	W	34-23
1969	Nov. 30	Buffalo	L	13-16
1970	Nov. 8	Buffalo	W	43-14
1973	Nov. 11	Buffalo	W	16-13
1975	Nov. 17	Cincinnati	W	33-24
1978	Oct. 22	Buffalo	L	0-5
1979	Sept. 9	Buffalo	L	24-51
1980	Nov. 16	Cincinnati	L	0-14
1981	Sept. 27	Cincinnati	W (OT)	27-24
	Jan. 3	Cincinnati**	W	28-21
1983	Sept. 11	Cincinnati	L	6-10
1984	Dec. 16	Cincinnati	W	52-21
1985	Nov. 3	Buffalo	W	23-17
1986	Sept. 14	Cincinnati	W (OT)	36-33
1988	Nov. 27	Cincinnati	W	35-21
	Jan. 8	Cincinnati***	W	21-10
1989	Nov. 26	Buffalo	L	7-24
1991	Oct. 21	Buffalo	L	16-35
1996	Nov. 17	Buffalo	L	17-31
1998	Dec. 6	Cincinnati	L	20-33
2002	Dec. 29	Buffalo	L	9-27
2003	Oct. 5	Buffalo	L (OT)	16-22
2004	Dec. 19	Cincinnati	L	17-33
2005	Dec. 24	Cincinnati	L	27-37
2007	Nov. 4	Buffalo	L	21-33
2010	Nov. 21	Cincinnati	L	31-49
2011	Oct. 2	Cincinnati	W	23-20
2013	Oct. 13	Buffalo	W (OT)	27-24
2015	Oct. 18	Buffalo	W	34-21
2016	Nov. 20	Cincinnati	L	12-16

CAROLINA PANTHERS

Regular-season series tied, 2-2-1

YEAR	DATE	SITE	W-L	SCORE
1999	Sept. 26	Carolina	L	3-27
2002	Dec. 8	Carolina	L	31-52
2006	Oct. 22	Cincinnati	W	17-14
2010	Sept. 26	Carolina	W	20-7
2014	Oct. 12	Cincinnati	T (OT)	37-37

CHICAGO BEARS

Bengals lead regular-season series, 6-4-0

YEAR	DATE	SITE	W-L	SCORE
1972	Nov. 26	Chicago	W	13-3
1980	Dec. 14	Chicago	W (OT)	17-14
1986	Sept. 28	Cincinnati	L	7-44
1989	Sept. 10	Chicago	L	14-17
1992	Nov. 8	Chicago	W (OT)	31-28
1995	Dec. 10	Cincinnati	W	16-10
2001	Oct. 21	Cincinnati	L	0-24
2005	Sept. 25	Chicago	W	24-7
2009	Oct. 25	Cincinnati	W	45-10
2013	Sept. 8	Chicago	L	21-24

CLEVELAND BROWNS

Bengals lead regular-season series, 48-39-0

Table with columns: YEAR, DATE, SITE, W-L, SCORE. Lists game results for Cleveland Browns from 1970 to 2016.

DALLAS COWBOYS

Cowboys lead regular-season series, 8-4-0

Table with columns: YEAR, DATE, SITE, W-L, SCORE. Lists game results for Dallas Cowboys from 1973 to 2016.

DENVER BRONCOS

Broncos lead regular-season series, 21-9-0

Table with columns: YEAR, DATE, SITE, W-L, SCORE. Lists game results for Denver Broncos from 1968 to 2016.

DETROIT LIONS

Bengals lead regular-season series, 8-3-0

Table with columns: YEAR, DATE, SITE, W-L, SCORE. Lists game results for Detroit Lions from 1970 to 2013.

GREEN BAY PACKERS

Bengals lead regular-season series, 7-5-0

Table with columns: YEAR, DATE, SITE, W-L, SCORE. Lists game results for Green Bay Packers from 1971 to 2013.

HOUSTON TEXANS

Texans lead regular-season series, 5-4-0
Texans lead postseason series, 2-0

Table with columns: YEAR, DATE, SITE, W-L, SCORE. Lists game results for Houston Texans from 2002 to 2016.

INDIANAPOLIS COLTS

Colts lead regular-season series, 17-10-0
Colts lead postseason series, 2-0
(Colts franchise in Baltimore prior to 1984)

Table with columns: YEAR, DATE, SITE, W-L, SCORE. Lists game results for Indianapolis Colts from 1970 to 2014.

*AFC Wild Card Playoff; **AFC Divisional Playoff

JACKSONVILLE JAGUARS

Jaguars lead regular-season series, 11-9-0

Table with columns: YEAR, DATE, SITE, W-L, SCORE. Lists game results for Jacksonville Jaguars from 1995 to 2001.

KANSAS CITY CHIEFS

Bengals lead regular-season series, 15-13-0

Table with columns: YEAR, DATE, SITE, W-L, SCORE. Lists game results for Kansas City Chiefs from 1968 to 2015.

LOS ANGELES RAMS

Bengals lead regular-season series, 8-5-0
(Rams franchise in St. Louis from 1995-2015)

Table with columns: YEAR, DATE, SITE, W-L, SCORE. Lists game results for Los Angeles Rams from 1972 to 2015.

MIAMI DOLPHINS

Dolphins lead regular-season series, 15-6-0
Dolphins lead postseason series, 1-0

Table with columns: YEAR, DATE, SITE, W-L, SCORE. Lists game results for Miami Dolphins from 1968 to 2016.

MINNESOTA VIKINGS

Regular-season series tied, 6-6-0

Table with columns: YEAR, DATE, SITE, W-L, SCORE. Lists game results for Minnesota Vikings from 1973 to 2013.

NEW ENGLAND PATRIOTS

Patriots lead regular-season series, 16-9-0
(Patriots franchise in Boston prior to 1971)

Table with columns: YEAR, DATE, SITE, W-L, SCORE. Lists game results for New England Patriots from 1968 to 2016.

(All-time results — by opponent, cont.)

NEW ORLEANS SAINTS

Bengals lead regular-season series, 7-6-0

YEAR	DATE	SITE	W-L	SCORE
1970	Nov. 29	Cincinnati	W	26-6
1975	Sept. 28	New Orleans	W	21-0
1978	Sept. 24	Cincinnati	L	18-20
1981	Oct. 25	New Orleans	L	7-17
1984	Dec. 9	New Orleans	W	24-21
1987	Dec. 20	Cincinnati	L	24-41
1990	Nov. 4	Cincinnati	L	7-21
1993	Jan. 2	New Orleans	L	13-20
1996	Sept. 15	Cincinnati	W	30-15
2002	Dec. 22	Cincinnati	W	20-13
2006	Nov. 19	New Orleans	W	31-16
2010	Dec. 5	Cincinnati	L	30-34
2014	Nov. 16	New Orleans	W	27-10

N.Y. GIANTS

Bengals lead regular-season series, 6-4-0

YEAR	DATE	SITE	W-L	SCORE
1972	Dec. 3	Cincinnati	W	13-10
1977	Nov. 27	Cincinnati	W	30-13
1982	Oct. 17	New York	CANCELED	
1985	Oct. 13	Cincinnati	W	35-30
1991	Dec. 1	Cincinnati	W	27-24
1994	Dec. 11	New York	L	20-27
1997	Oct. 26	New York	L	27-29
2004	Dec. 26	Cincinnati	W	23-22
2008	Sept. 21	New York	L (OT)	23-26
2012	Nov. 11	Cincinnati	W	31-13
2016	Nov. 14	New York	L	20-21

N.Y. JETS

Jets lead regular-season series, 15-9-0

Jets lead postseason series, 2-0

YEAR	DATE	SITE	W-L	SCORE
1968	Dec. 8	New York	L	14-27
1969	Oct. 12	Cincinnati	L	7-21
	Nov. 23	New York	L	7-40
1971	Dec. 19	New York	L	21-35
1973	Nov. 18	Cincinnati	W	20-14
1976	Dec. 12	New York	W	42-3
1981	Sept. 13	New York	W	31-30
1982	Jan. 9	Cincinnati+	L	17-44
1984	Sept. 16	New York	L	23-43
1985	Oct. 6	Cincinnati	L	20-29
1986	Dec. 21	Cincinnati	W	52-21
1987	Nov. 29	New York	L	20-27
1988	Oct. 9	Cincinnati	W	36-19
1990	Sept. 9	Cincinnati	W	25-20
1992	Nov. 15	New York	L	14-17
1993	Nov. 21	New York	L	12-17
1997	Sept. 28	Cincinnati	L	14-31
2001	Dec. 16	New York	L	14-15
2004	Sept. 12	New York	L	24-31
2007	Oct. 21	Cincinnati	W	38-31
2008	Oct. 12	New York	L	14-26
2009	Jan. 3	New York	L	0-37
	Jan. 9	Cincinnati*	L	14-24
2010	Nov. 25	New York	L	10-26
2013	Oct. 27	Cincinnati	W	49-9
2016	Sept. 11	New York	W	23-22

*AFC First-Round Playoff; *AFC Wild Card Playoff

OAKLAND RAIDERS

Raiders lead regular-season series, 18-10-0

Raiders lead postseason series, 2-0

(Raiders franchise in Los Angeles from 1982-94)

YEAR	DATE	SITE	W-L	SCORE
1968	Oct. 27	Oakland	L	10-31
	Nov. 24	Cincinnati	L	0-34
1969	Nov. 2	Cincinnati	W	31-17
	Dec. 7	Oakland	L	17-37
1970	Sept. 20	Cincinnati	W	31-21
1971	Oct. 24	Oakland	L	27-31
1972	Nov. 12	Cincinnati	L	14-20
1974	Oct. 20	Oakland	L	27-30
1975	Oct. 19	Cincinnati	W	14-10
	Dec. 28	Oakland**	L	28-31
1976	Dec. 6	Oakland	L	20-35
1978	Nov. 13	Cincinnati	L	21-34
1980	Nov. 9	Oakland	L	17-28
1982	Nov. 28	Cincinnati	W	31-17
1983	Sept. 4	Cincinnati	L	10-20
1985	Nov. 17	Los Angeles	L	6-13
1988	Oct. 2	Los Angeles	W	45-21
1989	Nov. 5	Los Angeles	L	7-28
1990	Dec. 16	Los Angeles	L	7-24
	Jan. 13	Los Angeles**	L	10-20
1991	Nov. 24	Cincinnati	L	14-38
1992	Sept. 13	Cincinnati	W (OT)	24-21
1993	Nov. 28	Cincinnati	W	16-10
1995	Nov. 5	Cincinnati	L	17-20
1998	Oct. 25	Oakland	L	10-27
2003	Sept. 14	Oakland	L	20-23
2006	Dec. 10	Cincinnati	W	27-10
2009	Nov. 22	Oakland	L	17-20
2012	Nov. 25	Cincinnati	W	34-10
2015	Sept. 13	Oakland	W	33-13

**AFC Divisional Playoff

PHILADELPHIA EAGLES

Bengals lead regular-season series, 9-3-1

YEAR	DATE	SITE	W-L	SCORE
1971	Sept. 19	Cincinnati	W	37-14
1975	Dec. 7	Philadelphia	W	31-0
1979	Oct. 28	Cincinnati	W	37-13
1982	Nov. 21	Philadelphia	W	18-14
1988	Sept. 11	Philadelphia	W	28-24
1991	Nov. 17	Philadelphia	L	10-17
1994	Dec. 24	Cincinnati	W	33-30
1997	Nov. 30	Philadelphia	L	42-44
2000	Dec. 24	Philadelphia	L	7-16
2004	Jan. 2	Philadelphia	W	38-10
2008	Nov. 16	Cincinnati	T (OT)	13-13
2012	Dec. 13	Philadelphia	W	34-13
2016	Dec. 4	Cincinnati	W	32-14

PITTSBURGH STEELERS

Steelers lead regular-season series, 58-35-0

Steelers lead postseason series, 2-0

YEAR	DATE	SITE	W-L	SCORE
1970	Nov. 2	Pittsburgh	L	10-21
	Nov. 22	Cincinnati	W	34-7
1971	Sept. 26	Pittsburgh	L	10-21
	Dec. 12	Cincinnati	L	13-21
1972	Sept. 24	Cincinnati	W	15-10
	Nov. 5	Pittsburgh	L	17-40
1973	Oct. 14	Cincinnati	W	19-7
	Oct. 28	Pittsburgh	L	13-20
1974	Nov. 10	Cincinnati	W	17-10
	Dec. 14	Pittsburgh	L	3-27
1975	Nov. 2	Cincinnati	L	24-30
	Dec. 13	Pittsburgh	L	14-35
1976	Oct. 17	Pittsburgh	L	6-23
	Nov. 28	Cincinnati	L	3-7
1977	Oct. 17	Pittsburgh	L	14-20
	Dec. 10	Cincinnati	W	17-10
1978	Sept. 17	Cincinnati	L	3-28
	Nov. 19	Pittsburgh	L	6-7
1979	Oct. 14	Cincinnati	W	34-10
	Dec. 2	Pittsburgh	L	17-37
1980	Sept. 21	Cincinnati	W	30-28
	Oct. 12	Pittsburgh	W	17-16
1981	Oct. 18	Cincinnati	W	34-7
	Dec. 13	Pittsburgh	W	17-10
1982	Sept. 19	Pittsburgh	L (OT)	20-26
	Oct. 31	Cincinnati	CANCELED	
1983	Oct. 10	Cincinnati	L	14-24
	Dec. 4	Pittsburgh	W	23-10
1984	Oct. 1	Pittsburgh	L	17-38
	Nov. 11	Cincinnati	W	22-20
1985	Sept. 30	Pittsburgh	W	37-24
	Oct. 27	Cincinnati	W	26-21
1986	Oct. 13	Cincinnati	W	24-22
	Oct. 26	Pittsburgh	L	9-30
1987	Oct. 25	Pittsburgh	L	20-23
	Nov. 22	Cincinnati	L	16-30
1988	Sept. 18	Pittsburgh	W	17-12
	Nov. 6	Cincinnati	W	42-7
1989	Sept. 17	Cincinnati	W	41-10
	Oct. 8	Pittsburgh	W	26-16

1990	Nov. 18	Cincinnati	W	27-3
	Dec. 2	Pittsburgh	W	16-12
1991	Nov. 10	Cincinnati	L (OT)	27-33
	Dec. 15	Pittsburgh	L	10-17
1992	Oct. 19	Pittsburgh	L	0-20
	Nov. 29	Cincinnati	L	9-21
1993	Sept. 19	Pittsburgh	L	7-34
	Nov. 7	Cincinnati	L	16-24
1994	Oct. 16	Pittsburgh	L	10-14
	Dec. 4	Cincinnati	L	15-38
1995	Oct. 19	Pittsburgh	W	27-9
	Nov. 19	Cincinnati	L	31-49
1996	Oct. 13	Pittsburgh	L	10-20
	Nov. 10	Cincinnati	W	34-24
1997	Oct. 19	Cincinnati	L	10-26
	Nov. 16	Pittsburgh	L	3-20
1998	Oct. 11	Cincinnati	W	25-20
	Dec. 20	Pittsburgh	W	25-24
1999	Oct. 17	Cincinnati	L	3-17
	Nov. 28	Pittsburgh	W	27-20
2000	Oct. 15	Pittsburgh	L	0-15
	Nov. 26	Cincinnati	L	28-48
2001	Oct. 7	Pittsburgh	L	7-16
	Dec. 30	Cincinnati	W (OT)	26-23
2002	Oct. 13	Cincinnati	L	7-34
	Nov. 24	Pittsburgh	L	21-29
2003	Sept. 21	Cincinnati	L	10-17
	Nov. 30	Pittsburgh	W	24-20
2004	Oct. 3	Pittsburgh	L	17-28
	Nov. 21	Cincinnati	L	14-19
2005	Oct. 23	Cincinnati	L	13-27
	Dec. 4	Pittsburgh	W	38-31
	Jan. 8	Cincinnati*	L	17-31
2006	Sept. 24	Pittsburgh	W	28-20
	Dec. 31	Cincinnati	L (OT)	17-23
2007	Oct. 28	Cincinnati	L	13-24
	Dec. 2	Pittsburgh	L	10-24
2008	Oct. 19	Cincinnati	L	10-38
	Nov. 20	Pittsburgh	L	10-27
2009	Sept. 27	Cincinnati	W	23-20
	Nov. 15	Pittsburgh	W	18-12
2010	Nov. 8	Cincinnati	L	21-27
	Dec. 12	Pittsburgh	L	7-23
2011	Nov. 13	Cincinnati	L	17-24
	Dec. 4	Pittsburgh	L	7-35
2012	Oct. 21	Cincinnati	L	17-24
	Dec. 23	Pittsburgh	W	13-10
2013	Sept. 16	Cincinnati	W	20-10
	Dec. 15	Pittsburgh	L	20-30
2014	Dec. 7	Cincinnati	L	21-42
	Dec. 28	Pittsburgh	L	17-27
2015	Nov. 1	Pittsburgh	W	16-10
	Dec. 13	Cincinnati	L	20-33
	Jan. 9	Cincinnati*	L	16-18
2016	Sept. 18	Pittsburgh	L	16-24
	Dec. 18	Cincinnati	L	20-24

*AFC Wild Card Playoff

SAN DIEGO CHARGERS

Chargers lead regular-season series, 19-14-0

Postseason series tied, 1-1

YEAR	DATE	SITE	W-L	SCORE
1968	Sept. 6	San Diego	L	13-29
	Sept. 29	Cincinnati	L	10-31
1969	Sept. 21	Cincinnati	W	34-20
	Oct. 4	San Diego	L	14-21
1970	Dec. 6	San Diego	W	17-14
1971	Nov. 28	Cincinnati	W	31-0
1973	Sept. 30	San Diego	W	20-13
1974	Sept. 22	Cincinnati	L	17-20
1975	Dec. 21	Cincinnati	W	47-17
1977	Oct. 2	San Diego	L	3-24
1978	Nov. 5	San Diego	L	13-22
1979	Nov. 11	Cincinnati	L	24-26
1980	Nov. 2	Cincinnati	L	14-31
1981	Nov. 8	San Diego	W	40-17
	Jan. 10	Cincinnati***	W	27-7
1982	Dec. 20	San Diego	L	34-50
1985	Sept. 22	Cincinnati	L	41-44
1987	Oct. 4	Cincinnati	L	9-10
1988	Dec. 4	Cincinnati	W	27-10
1990	Sept. 16	San Diego	W	21-16
1992	Dec. 13	San Diego	L	10-27
1994	Sept. 11	San Diego	L	10-27
1996	Sept. 8	San Diego	L	14-27
1997	Nov. 2	Cincinnati	W	38-31
1999	Sept. 19	Cincinnati	L	7-34
2001	Sept. 30	San Diego	L	14-28
2002	Sept. 8	Cincinnati	L	6-34
2003	Nov. 23	San Diego	W	34-27
2006	Nov. 12	Cincinnati	L	41-49
2009	Dec. 20	San Diego	L	24-27
2010	Dec. 26	Cincinnati	W	34-20
2012	Dec. 2	San Diego	W	20-13
2013	Dec. 1	San Diego	W	17-10
	Jan. 5	Cincinnati*	L	10-27
2015	Sept. 20	Cincinnati	W	24-19

*AFC Wild Card Playoff; ***AFC Championship

SAN FRANCISCO 49ERS

49ers lead regular-season series, 9-4-0

49ers lead postseason series, 2-0

YEAR	DATE	SITE	W-L	SCORE
1974	Sept. 29	San Francisco	W	21-3
1978	Oct. 1	San Francisco	L	12-28
1981	Dec. 6	Cincinnati	L	3-21
	Jan. 24	Pontiac, Mich.#	L	21-26
1984	Nov. 4	San Francisco	L	17-23
1987	Sept. 20	Cincinnati	L	26-27
1988	Jan. 22	Miami ##	L	16-20
1990	Dec. 9	Cincinnati	L (OT)	17-20
1993	Dec. 5	San Francisco	L	8-21
1996	Oct. 20</			

(All-time results — by opponent, cont.)

TENNESSEE TITANS

Titans lead regular-season series, 39-33-1
 Bengals lead postseason series, 1-0
 (Titans franchise in Houston prior to 1997
 and known as Oilers prior to 1999)

YEAR	DATE	SITE	W-L	SCORE
1968	Nov. 3	Cincinnati	L	17-27
1969	Nov. 9	Houston	T	31-31
1970	Oct. 4	Cincinnati	L	13-20
	Dec. 13	Houston	W	30-20
1971	Oct. 31	Houston	L	6-10
	Nov. 21	Cincinnati	W	28-13
1972	Oct. 29	Cincinnati	W	30-7
	Dec. 17	Houston	W	61-17
1973	Sept. 23	Cincinnati	W	24-10
	Dec. 16	Houston	W	27-24
1974	Oct. 27	Cincinnati	L	21-34
	Nov. 17	Houston	L	3-20
1975	Oct. 5	Houston	W	21-19
	Nov. 30	Cincinnati	W	23-19
1976	Oct. 24	Houston	W	27-7
	Nov. 14	Cincinnati	W	31-27

1977	Oct. 30	Cincinnati	W (OT)	13-10
	Dec. 18	Houston	L	16-21
1978	Oct. 29	Cincinnati	W	28-13
	Nov. 26	Houston	L	10-17
1979	Sept. 23	Cincinnati	L (OT)	27-30
	Nov. 18	Houston	L	21-42
1980	Sept. 28	Cincinnati	L	10-13
	Oct. 26	Houston	L	3-23
1981	Oct. 4	Houston	L	10-17
	Nov. 1	Cincinnati	W	34-21
1982	Sept. 12	Cincinnati	W	27-6
	Jan. 2	Houston	W	35-27
1983	Nov. 6	Houston	W	55-14
	Nov. 20	Cincinnati	W	38-10
1984	Oct. 7	Cincinnati	W	13-3
	Oct. 28	Houston	W	31-13
1985	Oct. 20	Houston	L	27-44
	Dec. 1	Cincinnati	W	45-27
1986	Oct. 19	Cincinnati	W	31-28
	Nov. 9	Houston	L	28-32
1987	Nov. 1	Cincinnati	L	29-31
	Dec. 27	Houston	L	17-21
1988	Oct. 23	Cincinnati	W	44-21
	Dec. 11	Houston	L	6-41
1989	Nov. 13	Houston	L	24-26
	Dec. 17	Cincinnati	W	61-7

1990	Oct. 14	Houston	L	17-48
	Dec. 23	Cincinnati	W	40-20
	Jan. 6	Cincinnati*	W	41-14
1991	Sept. 8	Cincinnati	L	7-30
	Oct. 27	Houston	L	3-35
1992	Oct. 11	Cincinnati	L	24-38
	Oct. 25	Houston	L	10-26
1993	Oct. 24	Houston	L	12-28
	Nov. 14	Cincinnati	L	3-38
	Sept. 25	Houston	L	13-20
	Nov. 13	Cincinnati	W	34-31
1995	Sept. 24	Cincinnati	L	28-38
	Nov. 12	Houston	W	32-25
1996	Oct. 6	Cincinnati	L (OT)	27-30
	Dec. 15	Houston	W	21-13
1997	Oct. 12	Tennessee	L	7-30
	Dec. 4	Cincinnati	W	41-14
1998	Sept. 6	Cincinnati	L	14-43
	Oct. 18	Tennessee	L	14-24
1999	Sept. 12	Tennessee	L	35-36
	Nov. 14	Cincinnati	L	14-24
2000	Oct. 8	Cincinnati	L	14-23
	Dec. 10	Tennessee	L	3-35
2001	Nov. 18	Cincinnati	L	7-20
	Jan. 6	Tennessee	W	23-21
2002	Oct. 27	Cincinnati	L	24-30

2004	Oct. 31	Tennessee	L	20-27
2005	Oct. 16	Tennessee	W	31-23
2007	Nov. 25	Cincinnati	W	35-6
2008	Sept. 14	Cincinnati	L	7-24
2011	Nov. 6	Tennessee	W	24-17
2014	Sept. 21	Cincinnati	W	33-7

*AFC Wild Card Playoff

WASHINGTON REDSKINS

Bengals lead regular-season series, 5-4-1

YEAR	DATE	SITE	W-L	SCORE
1970	Oct. 25	Washington	L	0-20
1974	Oct. 6	Cincinnati	W	28-17
1979	Dec. 9	Washington	L	14-28
1982	Nov. 7	Cincinnati		CANCELED
1985	Dec. 15	Washington	L	24-27
1988	Dec. 17	Cincinnati	W (OT)	20-17
1991	Sept. 22	Cincinnati	L	27-34
2004	Nov. 14	Washington	W	17-10
2008	Dec. 14	Cincinnati	W	20-13
2012	Sept. 23	Washington	W	38-31
2016	Oct. 30	London, England	T (OT)	27-27

ALL-TIME PRESEASON RESULTS — VS. 2017 PRESEASON OPPONENTS

GAME 1

TAMPA BAY BUCCANEERS
 Buccaneers lead preseason series, 9-4-0

YEAR	DATE	SITE	SCORE
1976	Sept. 4	Tampa Bay	W, 24-13
1977	Aug. 13	Cincinnati	W, 45-0
1978	Aug. 5	Tampa Bay	L, 0-17
1979	Aug. 25	Cincinnati	L, 13-24
1980	Aug. 23	Tampa Bay	L, 14-20 (OT)
1981	Aug. 8	Tampa Bay	W, 24-17
1984	Aug. 11	Tampa Bay	L, 13-21
1987	Aug. 15	Tampa Bay	W, 31-30
1990	Aug. 11	Tampa Bay	L, 17-30
1994	Aug. 6	Tampa Bay	L, 16-17
1995	Aug. 11	Cincinnati	L, 7-31
2004	Aug. 16	Tampa Bay	L, 6-20
2015	Aug. 24	Tampa Bay	L, 11-25

GAME 2

KANSAS CITY CHIEFS
 Chiefs lead preseason series, 8-0-0

YEAR	DATE	SITE	SCORE
1968	Aug. 3	Cincinnati	L, 14-38
1969	Aug. 16	at Jackson, Miss.	L, 7-23
1982	Aug. 13	Kansas City	L, 20-26
1983	Aug. 6	Cincinnati	L, 7-24
1985	Aug. 10	Cincinnati	L, 27-35
1986	Aug. 9	Kansas City	L, 0-20
1988	Aug. 6	Kansas City	L, 21-34
2014	Aug. 7	Kansas City	L, 39-41

GAME 3

WASHINGTON REDSKINS
 Bengals lead preseason series, 5-2-1

YEAR	DATE	SITE	SCORE
1970	Aug. 8	Cincinnati	W, 27-12
1971	Sept. 11	Washington	T, 17-17
1975	Aug. 2	at Canton, Ohio	L, 9-17
1982	Sept. 3	Cincinnati	W, 28-21
1983	Aug. 12	Washington	L, 23-27
1996	Aug. 16	Washington	W, 28-7
2005	Aug. 19	Washington	W, 24-17
2006	Aug. 13	Cincinnati	W, 19-3

GAME 4

INDIANAPOLIS COLTS
 Bengals lead preseason series, 16-9-0

YEAR	DATE	SITE	SCORE
1985	Aug. 30	Indianapolis	W, 31-21
1992	Aug. 22	Cincinnati	W, 20-0
1993	Aug. 14	Indianapolis	W, 24-7
1994	Aug. 13	Cincinnati	L, 21-26
1995	Aug. 4	Indianapolis	W, 34-21
1996	Aug. 3	Cincinnati	W, 28-25
1997	Aug. 1	Indianapolis	L, 16-20
1998	Aug. 17	Cincinnati	L, 27-30
1999	Aug. 14	Indianapolis	L, 17-20
2001	Aug. 30	Cincinnati	L, 17-23
2002	Aug. 17	Indianapolis	W, 22-10
2003	Aug. 29	Indianapolis	L, 20-21
2004	Sept. 3	Cincinnati	W, 16-13
2005	Sept. 2	Cincinnati	W, 38-0
2006	Sept. 1	Indianapolis	W, 20-3
2007	Aug. 31	Cincinnati	W, 14-6
2008	Aug. 28	Indianapolis	W, 27-7
2009	Sept. 3	Cincinnati	W, 38-7
2010	Sept. 2	Indianapolis	W, 30-28
2011	Sept. 1	Cincinnati	L, 13-17
2012	Aug. 30	Indianapolis	L, 16-20
2013	Aug. 29	Cincinnati	W, 27-10
2014	Aug. 28	Cincinnati	W, 35-7
2015	Sept. 3	Indianapolis	W, 9-6
2016	Sept. 1	Cincinnati	L, 10-13

COACHING HISTORY

HEAD COACHES

REGULAR SEASON

SEASON	COACH	W	L	T	PCT.
1968	Paul Brown	3	11	0	.214
1969	Paul Brown	4	9	1	.308
1970-x	Paul Brown	8	6	0	.571
1971	Paul Brown	4	10	0	.286
1972	Paul Brown	8	6	0	.571
1973-x	Paul Brown	10	4	0	.714
1974	Paul Brown	7	7	0	.500
1975-y	Paul Brown	11	3	0	.786
1976	Bill Johnson	10	4	0	.714
1977	Bill Johnson	8	6	0	.571
1978	Bill Johnson	0	5	0	.000
	Homer Rice	4	7	0	.364
1979	Homer Rice	4	12	0	.250
1980	Forrest Gregg	6	10	0	.375
1981-x, z	Forrest Gregg	12	4	0	.750
1982-*	Forrest Gregg	7	2	0	.778
1983	Forrest Gregg	7	9	0	.438
1984	Sam Wyche	8	8	0	.500
1985	Sam Wyche	7	9	0	.438
1986	Sam Wyche	10	6	0	.625
1987	Sam Wyche	4	11	0	.267
1988-x, z	Sam Wyche	12	4	0	.750
1989	Sam Wyche	8	8	0	.500
1990-x	Sam Wyche	9	7	0	.563
1991	Sam Wyche	3	13	0	.188
1992	Dave Shula	5	11	0	.313
1993	Dave Shula	3	13	0	.188
1994	Dave Shula	3	13	0	.188
1995	Dave Shula	7	9	0	.438
1996	Dave Shula	1	6	0	.143
	Bruce Coslet	7	2	0	.778
1997	Bruce Coslet	7	9	0	.438
1998	Bruce Coslet	3	13	0	.188
1999	Bruce Coslet	4	12	0	.250
2000	Bruce Coslet	0	3	0	.000
	Dick LeBeau	4	9	0	.308
2001	Dick LeBeau	6	10	0	.375
2002	Dick LeBeau	2	14	0	.125
2003	Marvin Lewis	8	8	0	.500
2004	Marvin Lewis	8	8	0	.500
2005-**	Marvin Lewis	11	5	0	.688
2006	Marvin Lewis	8	8	0	.500
2007	Marvin Lewis	7	9	0	.438
2008	Marvin Lewis	4	11	1	.281
2009-**	Marvin Lewis	10	6	0	.625

2010	Marvin Lewis	4	12	0	.250
2011-y	Marvin Lewis	9	7	0	.563
2012-y	Marvin Lewis	10	6	0	.625
2013-**	Marvin Lewis	11	5	0	.688
2014-y	Marvin Lewis	10	5	1	.656
2015-**	Marvin Lewis	12	4	0	.750
2016	Marvin Lewis	6	9	1	.406

TOTALS 344 408 4 .458

x-AFC Central Division Champion

y-Wild Card Playoff Qualifier

z-AFC Champions

*-AFC Super Bowl Tournament Qualifier

**-AFC North Division Champion

POSTSEASON


SEASON	COACH	W	L	PCT.
1970	Paul Brown	0	1	.000
1973	Paul Brown	0	1	.000
1975	Paul Brown	0	1	.000
1981	Forrest Gregg	2	1	.667
1982	Forrest Gregg	0	1	.000
1988	Sam Wyche	2	1	.667
1990	Sam Wyche	1	1	.500
2005	Marvin Lewis	0	1	.000
2009	Marvin Lewis	0	1	.000
2011	Marvin Lewis	0	1	.000
2012	Marvin Lewis	0	1	.000
2013	Marvin Lewis	0	1	.000
2014	Marvin Lewis	0	1	.000
2015	Marvin Lewis	0	1	.000

TOTALS 5 14 .263

HEAD COACHES BY ERA

Marvin Lewis became the ninth head coach of the Bengals on January 14, 2003. Here are Bengals coaches' records, including playoff games:

SEASONS	COACH	RECORD	PCT.
1968-75	Paul Brown	55-59-1	.482
1976-78	Bill Johnson	18-15-0	.545
1978-79	Homer Rice	8-19-0	.296
1980-83	Forrest Gregg	34-27-0	.557
1984-91	Sam Wyche	64-68-0	.485
1992-96	Dave Shula	19-52-0	.268
1996-2000	Bruce Coslet	21-39-0	.350
2000-02	Dick LeBeau	12-33-0	.267
2003-16	Marvin Lewis	118-110-3	.517



Head coach Paul Brown is carried off the field on Dec. 20, 1970, following the Bengals' 45-7 win over the Boston Patriots at Riverfront Stadium. The win clinched a playoff berth for the three-year-old Cincinnati franchise. At the time, no other team had reached the playoffs so early in its history.

ASSISTANT COACHES

*NOTE: Coaches noted with asterisks also have served as Bengals head coaches.

NAME	COLLEGE	SEASONS
Alexander, Paul	SUNY Cortland	1994-2016
Anderson, Jim	Cal-Western	1984-2012
Anderson, Ken	Augustana (Ill.)	1993-2002
Bass, Tom	San Jose State	1968-69
Bible, Dana	Cincinnati	1990-92
Braden, Marv	Southwest Missouri State	1990-94
Braswell, Brian	Hampton	2014-15
Bratkowski, Bob	Washington State	2001-10
Bresnahan, Chuck	Navy	2004-07
Brinker, Howard	Miami (Ohio)	1974-79
Bullough, Hank	Michigan State	1980-83
Burke, Matt	Dartmouth	2014-15
Burney, Jacob	Tennessee-Chattanooga	2016
Carrier, Mark	Southern California	2012-15
Caskey, Kyle	Texas A&M	2010-16
Cioffi, Louie	C.W. Post	1997-2010
Coombs, Brayden	Miami (Ohio)	2012-16
Coslet, Bruce*	Pacific	1981-89, 94-96
Costello, Vince	Ohio	1969-73
Couch, Robert	Vanderbilt	2016
Coyle, Kevin	Massachusetts	2001-11, '16
DePaul, Bobby	Maryland	1994-96
Donaldson, Jack	Ohio State	1969-77
Dowler, Boyd	Colorado	1976-79
Duffner, Mark	College of William & Mary	1997-2002
Faragalli, Joe	Villanova	1984
FitzGerald, Jeff	Oregon State	2008-11
Forzano, Rick	Kent State	1968
Frazier, Leslie	Alcorn State	2003-04

Friday, Jeff	Wisconsin-Milwaukee	2010-16
Gansz, Frank	Navy	1979-80
Garrett, John	Princeton	1995-98, 2001-02
Grudden, Jay	Louisville	2011-13
Guenther, Paul	Ursinus	2005-16
Haluchak, Mike	Southern California	1992-93
Haslett, Jim	Indiana (Pa.)	2016
Hayes, Jay	Idaho	2003-15
Hayes, Jonathan	Iowa	2003-16
Holman, Rodney	Tulane	2001-02
Horton, Ray	Washington	1997-2001
Hunley, Ricky	Arizona	2003-07
Infante, Lindy	Florida	1980-82
Jackson, Hue	Pacific	2004-06, '12-15
Johnson, Bill*	Texas A&M	1968-75, '85-90
Joseph, Vance	Colorado	2014-15
Karmelowicz, Bob	Bridgeport	1992-93
Krumrie, Tim	Wisconsin	1995-2002
Lazor, Bill	Cornell	2016
LeBeau, Dick*	Ohio State	1980-91, '97-2000
Lewis, Marcus	Indiana State	2014-16
Lippincott, David	Dayton	2011-16
Livingston, Robert	William & Mary	2015-16
Lynn, Ron	Mount Union	1992-93
McCormack, Mike	Kansas	1976-79
McNally, Jim	Buffalo	1980-94
Meeks, Ron	Arkansas State	1992-96
Modzelewski, Dick	Maryland	1979-83
Moeller, Gary	Ohio State	1995-96
Mooshagian, Steve	Fresno State	1999-2002
Morton, Chip	North Carolina	2003-16
Oliver, Ray	Ohio State	2004-09
Pascale, Joe	Connecticut	1994-96

Peccatiello, Larry	College of William & Mary	1994-96
Perry, Darren	Penn State	2002
Pitcher, Dan	SUNY Cortland	2016
Pope, Mike	Lenoir-Rhyne	1992-93
Rice, Homer*	Centre College	1978
Roberts, Al	Washington	1997-2002
Sefcik, George	Notre Dame	1978-83
Selcer, Dick	Notre Dame	1984-91
Sheppard, Mike	Cal Lutheran	2007-10
Shula, Dave*	Dartmouth	1991
Shultz, Kurtis	Maryland	2003
Simmons, Darrin	Kansas	2003-16
Smouse, Frank	Youngstown State	1968
Stock, Mike	Northwestern	1987-91
Studley, Chuck	Illinois	1969-78, '89-91
Surace, Bob	Princeton	2002-09
Urban, James	Washington & Lee	2011-16
Urbanik, Bill	Ohio State	1984-88
Verducci, Frank	Seton Hall	1999-2001
Walsh, Bill	San Jose State	1968-75
Walters, Trent	Indiana	1984
Weber, Chuck	West Chester State College	1970-75
Wessel, Joe	Florida State	1994-96
Williamson, Richard	Alabama	1992-94
Winner, Charley	Southeast Missouri	1976-79
Wood, Alex	Iowa	2003
Wood, Kim	Wisconsin	1975-2002
Wylie, Bob	Colorado	1997-98
Zampese, Ken	San Diego	2003-16
Zimmer, Adam	Trinity University (Texas)	2013
Zimmer, Mike	Illinois State	2008-13

YEAR-BY-YEAR COACHING STAFFS

1968 HEAD COACH — PAUL BROWN
Tom Bass..... Defensive Backfield
Jack Donaldson..... Defensive Line
Rick Forzano..... Offensive Backfield
Bill Johnson..... Offensive Line
Frank Smouse..... Linebackers
Bill Walsh..... Offensive Ends

1969 HEAD COACH — PAUL BROWN
Tom Bass..... Defensive Coordinator/
Defensive Backfield
Vince Costello..... Linebackers
Jack Donaldson..... Offensive Backfield
Bill Johnson..... Offensive Line
Chuck Studley..... Defensive Line
Bill Walsh..... Receivers

1970 HEAD COACH — PAUL BROWN
Vince Costello..... Linebackers
Jack Donaldson..... Offensive Backfield
Bill Johnson..... Offensive Line
Chuck Studley..... Defensive Line
Bill Walsh..... Receivers
Chuck Weber..... Defensive Coordinator/
Defensive Backfield

1971 HEAD COACH — PAUL BROWN
Vince Costello..... Linebackers
Jack Donaldson..... Offensive Backfield
Bill Johnson..... Offensive Line
Chuck Studley..... Defensive Line
Bill Walsh..... Receivers/Quarterbacks
Chuck Weber..... Defensive Coordinator/
Defensive Backfield

1972 HEAD COACH — PAUL BROWN
Vince Costello..... Linebackers
Jack Donaldson..... Offensive Backfield
Bill Johnson..... Offensive Line
Chuck Studley..... Defensive Line
Bill Walsh..... Receivers/Quarterbacks
Chuck Weber..... Defensive Coordinator/
Defensive Backfield

1973 HEAD COACH — PAUL BROWN
Vince Costello..... Linebackers
Jack Donaldson..... Offensive Backfield
Bill Johnson..... Offensive Line
Chuck Studley..... Defensive Line
Bill Walsh..... Receivers/Quarterbacks
Chuck Weber..... Defensive Coordinator/
Defensive Backfield

1974 HEAD COACH — PAUL BROWN
Howard Brinker..... Linebackers
Jack Donaldson..... Offensive Backfield
Bill Johnson..... Offensive Line
Chuck Studley..... Defensive Line
Bill Walsh..... Receivers/Quarterbacks
Chuck Weber..... Defensive Coordinator/
Defensive Backfield

1975 HEAD COACH — PAUL BROWN*
Howard Brinker..... Linebackers
Jack Donaldson..... Offensive Backfield
Bill Johnson..... Offensive Line
Chuck Studley..... Defensive Line
Bill Walsh..... Receivers/Quarterbacks
Chuck Weber..... Defensive Backfield
Kim Wood..... Strength
*Retired after 1975 season.

1976 HEAD COACH — BILL JOHNSON
Howard Brinker..... Defensive Coordinator
Jack Donaldson..... Offensive Backfield
Boyd Dowler..... Quarterbacks/Receivers
Mike McCormack..... Offensive Line
Chuck Studley..... Defensive Line
Charley Winner..... Defensive Backfield
Kim Wood..... Strength

1977 HEAD COACH — BILL JOHNSON
Howard Brinker..... Defensive Coordinator/Linebackers
Jack Donaldson..... Offensive Backfield
Boyd Dowler..... Quarterbacks/Receivers
Mike McCormack..... Offensive Line
Chuck Studley..... Defensive Line
Charley Winner..... Defensive Backfield
Kim Wood..... Strength

1978 HEAD COACHES — BILL JOHNSON*
AND HOMER RICE**
Howard Brinker..... Defensive Coordinator/Linebackers
Boyd Dowler..... Receivers
Mike McCormack..... Offensive Line
Homer Rice**..... Quarterbacks
George Sefcik..... Offensive backfield
Chuck Studley..... Defensive Line
Charley Winner..... Defensive Backfield
Kim Wood..... Strength
*Resigned after Game 5.
**Was Quarterbacks Coach for Games 1-5 and Head
Coach for Games 6-16.

1979 HEAD COACH — HOMER RICE
Howard Brinker..... Defensive Coordinator/Linebackers
Boyd Dowler..... Receivers
Frank Gansz..... Special Teams
Mike McCormack..... Offensive Line
Dick Modzelewski..... Defensive Line
George Sefcik..... Offensive Backfield
Charley Winner..... Defensive Backfield
Kim Wood..... Strength

1980 HEAD COACH — FORREST GREGG
Hank Bulough..... Defensive Coordinator/Linebackers
Frank Gansz..... Special Teams/Tight Ends
Lindy Infante..... Receivers/Quarterbacks
Dick LeBeau..... Defensive Backfield
Jim McNally..... Offensive Line
Dick Modzelewski..... Defensive Line
George Sefcik..... Offensive Backfield
Kim Wood..... Strength

1981 HEAD COACH — FORREST GREGG
Hank Bulough..... Defensive Coordinator/Linebackers
Bruce Coslet..... Special Teams/Tight Ends
Lindy Infante..... Receivers/Quarterbacks
Dick LeBeau..... Defensive Backfield
Jim McNally..... Offensive Line
Dick Modzelewski..... Defensive Line
George Sefcik..... Offensive Backfield
Kim Wood..... Strength

1982 HEAD COACH — FORREST GREGG
Hank Bulough..... Defensive Coordinator/Linebackers
Bruce Coslet..... Special Teams/Tight Ends
Lindy Infante..... Offensive Coordinator
Dick LeBeau..... Defensive Backfield
Jim McNally..... Offensive Line
Dick Modzelewski..... Defensive Line
George Sefcik..... Offensive Backfield
Kim Wood..... Strength

1983 HEAD COACH — FORREST GREGG
Hank Bulough..... Defensive Coordinator/Linebackers
Bruce Coslet..... Receivers/Quarterbacks
Dick LeBeau..... Defensive Backfield
Jim McNally..... Offensive Line
Dick Modzelewski..... Defensive Line
George Sefcik..... Offensive Backfield
Kim Wood..... Strength

1984 HEAD COACH — SAM WYCHE
Jim Anderson..... Running Backs
Bruce Coslet..... Wide Receivers
Joe Faragalli..... Quarterbacks/Tight Ends
Dick LeBeau..... Defensive Coordinator
Jim McNally..... Offensive Line
Dick Selcer..... Linebackers
Bill Urbanik..... Defensive Line
Trent Walters..... Defensive Backfield
Kim Wood..... Strength

1985 HEAD COACH — SAM WYCHE
Jim Anderson..... Running Backs
Bruce Coslet..... Wide Receivers
Bill Johnson..... Tight Ends
Dick LeBeau..... Defensive Coordinator
Jim McNally..... Offensive Line
Dick Selcer..... Linebackers
Bill Urbanik..... Defensive Line
Kim Wood..... Strength

1986 HEAD COACH — SAM WYCHE
Jim Anderson..... Running Backs
Bruce Coslet..... Offensive Coordinator
Boyd Dowler..... Tight Ends
Dick LeBeau..... Defensive Coordinator
Jim McNally..... Offensive Line
Dick Selcer..... Linebackers
Bill Urbanik..... Defensive Line
Kim Wood..... Strength

1987 HEAD COACH — SAM WYCHE
Jim Anderson..... Running Backs
Bruce Coslet..... Offensive Coordinator
Bill Johnson..... Tight Ends
Dick LeBeau..... Defensive Coordinator
Jim McNally..... Offensive Line
Dick Selcer..... Linebackers
Mike Stock..... Special Teams
Bill Urbanik..... Defensive Line
Kim Wood..... Strength

1988 HEAD COACH — SAM WYCHE
Jim Anderson..... Running Backs
Bruce Coslet..... Offensive Coordinator
Bill Johnson..... Tight Ends
Dick LeBeau..... Defensive Coordinator
Jim McNally..... Offensive Line
Dick Selcer..... Linebackers
Mike Stock..... Special Teams
Bill Urbanik..... Defensive Line
Kim Wood..... Strength

1989 HEAD COACH — SAM WYCHE
Jim Anderson..... Running Backs
Bruce Coslet..... Offensive Coordinator
Bill Johnson..... Tight Ends
Dick LeBeau..... Defensive Coordinator
Jim McNally..... Offensive Line
Dick Selcer..... Linebackers
Mike Stock..... Special Teams
Chuck Studley..... Defensive Line
Kim Wood..... Strength

1990 HEAD COACH — SAM WYCHE
Jim Anderson..... Running Backs
Dana Bible..... Quarterbacks
Marv Braden..... Special Teams
Bill Johnson..... Tight Ends
Dick LeBeau..... Defensive Coordinator
Jim McNally..... Offensive Line
Dick Selcer..... Linebackers
Mike Stock..... Receivers
Chuck Studley..... Defensive Line
Kim Wood..... Strength

1991 HEAD COACH — SAM WYCHE
Jim Anderson..... Running Backs
Dana Bible..... Quarterbacks
Marv Braden..... Special Teams
Dick LeBeau..... Defensive Coordinator
Jim McNally..... Offensive Line
Dick Selcer..... Linebackers
Dave Shula..... Wide receivers
Mike Stock..... Tight Ends
Chuck Studley..... Defensive Line
Kim Wood..... Strength

1992 HEAD COACH — DAVE SHULA
Jim Anderson..... Running Backs
Dana Bible..... Quarterbacks
Marv Braden..... Special Teams
Mike Haluchak..... Linebackers
Bob Karmelowicz..... Defensive line
Ron Lynn..... Defensive Coordinator
Jim McNally..... Offensive Line
Ron Meeks..... Defensive Backfield
Mike Pope..... Tight Ends
Richard Williamson..... Wide Receivers
Kim Wood..... Strength

1993 HEAD COACH — DAVE SHULA
Jim Anderson..... Running Backs
Ken Anderson..... Quarterbacks
Marv Braden..... Special Teams
Mike Haluchak..... Linebackers
Bob Karmelowicz..... Defensive Line
Ron Lynn..... Defensive Coordinator
Jim McNally..... Offensive Line
Ron Meeks..... Defensive Backfield
Mike Pope..... Offensive Coordinator/Tight Ends
Richard Williamson..... Wide Receivers
Kim Wood..... Strength

1994 HEAD COACH — DAVE SHULA
Paul Alexander..... Tight Ends
Jim Anderson..... Running Backs
Ken Anderson..... Quarterbacks
Marv Braden..... Special Teams
Bruce Coslet..... Offensive Coordinator
Bobby DePaul..... Defensive Assistant
Jim McNally..... Offensive Line
Ron Meeks..... Defensive Backfield
Joe Pascale..... Linebackers
Larry Peccatiello..... Defensive Coordinator
Joe Wessel..... Defensive Line
Richard Williamson..... Wide Receivers
Kim Wood..... Strength

1995 HEAD COACH — DAVE SHULA
Paul Alexander..... Offensive Line
Jim Anderson..... Running Backs
Ken Anderson..... Quarterbacks
Bruce Coslet..... Offensive Coordinator
Bobby DePaul..... Defensive Line
John Garrett..... Offensive Assistant/Wide Receivers
Tim Krumrie..... Defensive Assistant
Ron Meeks..... Defensive Backfield
Gary Moeller..... Tight Ends
Joe Pascale..... Linebackers
Larry Peccatiello..... Defensive Coordinator
Joe Wessel..... Special Teams
Kim Wood..... Strength and Conditioning

1996 HEAD COACHES — DAVE SHULA*
AND BRUCE COSLET**
Paul Alexander..... Offensive Line
Jim Anderson..... Running Backs
Ken Anderson***..... Quarterbacks
Bruce Coslet**..... Offensive Coordinator
Bobby DePaul..... Staff Assistant
John Garrett..... Wide Receivers
Tim Krumrie..... Defensive Line
Ron Meeks..... Defensive Backfield
Gary Moeller..... Tight Ends
Joe Pascale..... Linebackers
Larry Peccatiello..... Defensive Coordinator
Joe Wessel..... Special Teams
Kim Wood..... Strength and Conditioning
*Released after Game 7.
**Was Offensive Coordinator for Game 1-7 and Head
Coach for Games 8-16.
***Was Quarterbacks Coach for Games 1-7 and
Offensive Coordinator for Games 8-16.

1997 HEAD COACH — BRUCE COSLET
Paul Alexander..... Offensive Line
Jim Anderson..... Running Backs
Ken Anderson..... Offensive Coordinator
Louie Cioffi..... Defensive Staff Assistant
Mark Duffner..... Linebackers
John Garrett..... Offensive Staff Assistant
Ray Horton..... Defensive Backs
Tim Krumrie..... Defensive Line
Dick LeBeau..... Assistant Head Coach/
Defensive Coordinator
Al Roberts..... Special Teams
Kim Wood..... Strength and Conditioning
Bob Wylie..... Tight Ends

1998 HEAD COACH — BRUCE COSLET
Paul Alexander..... Offensive Line
Jim Anderson..... Running Backs
Ken Anderson..... Offensive Coordinator
Louie Cioffi..... Defensive Staff Assistant
Mark Duffner..... Linebackers
John Garrett..... Offensive Staff Assistant
Ray Horton..... Defensive Backs
Tim Krumrie..... Defensive Line
Dick LeBeau..... Assistant Head Coach/
Defensive Coordinator
Al Roberts..... Special Teams
Kim Wood..... Strength and Conditioning
Bob Wylie..... Tight Ends

(Year-by-year coaching staffs, cont.)

1999	
HEAD COACH — BRUCE COSLET	
Paul Alexander Offensive Line
Jim Anderson Running Backs
Ken Anderson Offensive Coordinator
Louie Cioffi Defensive Staff Assistant
Mark Duffner Linebackers
Ray Horton Defensive Backs
Tim Krumrie Defensive Line
Dick LeBeau Assistant Head Coach/ Defensive Coordinator
Steve Mooshagian Wide Receivers
Al Roberts Special Teams
Frank Verducci Tight Ends
Kim Wood Strength and Conditioning

2000	
HEAD COACHES — BRUCE COSLET* AND DICK LEBEAU**	
Paul Alexander Offensive Line
Jim Anderson Running Backs
Ken Anderson Offensive Coordinator
Louie Cioffi Defensive Staff Assistant
Mark Duffner Linebackers
Ray Horton Defensive Backs
Tim Krumrie Defensive Line
Dick LeBeau** Assistant Head Coach/ Defensive Coordinator
Steve Mooshagian Wide Receivers
Al Roberts Special Teams
Frank Verducci Tight Ends
Kim Wood Strength and Conditioning

**Resigned after Game 3.
**Was Assistant Head Coach/Defensive Coordinator for Games 1-3 and Head Coach for Games 4-16.*

2001	
HEAD COACH — DICK LEBEAU	
Paul Alexander Offensive Line
Jim Anderson Running Backs
Ken Anderson Quarterbacks
Bob Bratkowski Offensive Coordinator
Louie Cioffi Defensive Assistant
Kevin Coyle Cornerbacks
Mark Duffner Defensive Coordinator/Linebackers
John Garrett Offensive Assistant
Rodney Holman Strength and Conditioning Assistant
Ray Horton Safeties
Tim Krumrie Defensive Line
Steve Mooshagian Wide Receivers
Al Roberts Special Teams
Frank Verducci Tight Ends
Kim Wood Strength and Conditioning

2002	
HEAD COACH — DICK LEBEAU	
Paul Alexander Offensive Line
Jim Anderson Running Backs
Ken Anderson Quarterbacks
Bob Bratkowski Offensive Coordinator
Louie Cioffi Defensive Assistant
Kevin Coyle Cornerbacks
Mark Duffner Defensive Coordinator/Linebackers
John Garrett Tight Ends
Rodney Holman Strength and Conditioning Assistant
Tim Krumrie Defensive Line
Steve Mooshagian Wide Receivers
Darren Perry Safeties
Al Roberts Special Teams
Bob Surace Offensive Assistant
Kim Wood Strength and Conditioning

2003	
HEAD COACH — MARVIN LEWIS	
Paul Alexander Assistant Head Coach/ Offensive Line
Jim Anderson Running Backs
Bob Bratkowski Offensive Coordinator
Louie Cioffi Assistant Defensive Backs
Kevin Coyle Defensive Backs
Leslie Frazier Defensive Coordinator
Jay Hayes Defensive Line
Jonathan Hayes Tight Ends
Ricky Hunley Linebackers
Chip Morton Strength and Conditioning
Kurtis Shultz Assistant Strength and Conditioning
Darrin Simmons Special Teams
Bob Surace Offensive Assistant
Alex Wood Wide Receivers
Ken Zampese Quarterbacks

2004	
HEAD COACH — MARVIN LEWIS	
Paul Alexander Assistant Head Coach/ Offensive Line
Jim Anderson Running Backs
Bob Bratkowski Offensive Coordinator
Chuck Bresnahan Assistant
Louie Cioffi Assistant Defensive Backs
Kevin Coyle Defensive Backs
Leslie Frazier Defensive Coordinator
Jay Hayes Defensive Line
Jonathan Hayes Tight Ends
Ricky Hunley Linebackers
Hue Jackson Wide Receivers
Chip Morton Strength and Conditioning
Ray Oliver Assistant Strength and Conditioning
Darrin Simmons Special Teams
Bob Surace Assistant Offensive Line
Ken Zampese Quarterbacks

2005	
HEAD COACH — MARVIN LEWIS	
Paul Alexander Assistant Head Coach/ Offensive Line
Jim Anderson Running Backs
Bob Bratkowski Offensive Coordinator
Chuck Bresnahan Defensive Coordinator
Louie Cioffi Assistant Defensive Backs
Kevin Coyle Defensive Backs
Paul Guenther Staff Assistant
Jay Hayes Defensive Line
Jonathan Hayes Tight Ends
Ricky Hunley Linebackers
Hue Jackson Wide Receivers
Chip Morton Strength and Conditioning
Ray Oliver Assistant Strength and Conditioning
Darrin Simmons Special Teams
Bob Surace Assistant Offensive Line
Ken Zampese Quarterbacks

2006	
HEAD COACH — MARVIN LEWIS	
Paul Alexander Assistant Head Coach/ Offensive Line
Jim Anderson Running Backs
Bob Bratkowski Offensive Coordinator
Chuck Bresnahan Defensive Coordinator
Louie Cioffi Assistant Defensive Backs
Kevin Coyle Defensive Backs
Paul Guenther Assistant Special Teams/ Assistant Linebackers
Jay Hayes Defensive Line
Jonathan Hayes Tight Ends
Ricky Hunley Linebackers
Hue Jackson Wide Receivers
Chip Morton Strength and Conditioning
Ray Oliver Assistant Strength and Conditioning
Darrin Simmons Special Teams
Bob Surace Assistant Offensive Line
Ken Zampese Quarterbacks

2007	
HEAD COACH — MARVIN LEWIS	
Paul Alexander Assistant Head Coach/ Offensive Line
Jim Anderson Running Backs
Bob Bratkowski Offensive Coordinator
Chuck Bresnahan Defensive Coordinator
Louie Cioffi Assistant Defensive Backs
Kevin Coyle Defensive Backs
Paul Guenther Assistant Special Teams/ Assistant Linebackers
Jay Hayes Defensive Line
Jonathan Hayes Tight Ends
Ricky Hunley Linebackers
Chip Morton Strength and Conditioning
Ray Oliver Assistant Strength and Conditioning
Mike Sheppard Wide Receivers
Darrin Simmons Special Teams
Bob Surace Assistant Offensive Line
Ken Zampese Quarterbacks

2008	
HEAD COACH — MARVIN LEWIS	
Paul Alexander Assistant Head Coach/ Offensive Line
Jim Anderson Running Backs
Bob Bratkowski Offensive Coordinator
Louie Cioffi Assistant Defensive Backs
Kevin Coyle Defensive Backs
Jeff FitzGerald Linebackers
Paul Guenther Assistant Special Teams/ Assistant Linebackers
Jay Hayes Defensive Line
Jonathan Hayes Tight Ends
Chip Morton Strength and Conditioning
Ray Oliver Associate Strength and Conditioning
Mike Sheppard Wide Receivers
Darrin Simmons Special Teams
Bob Surace Assistant Offensive Line
Ken Zampese Quarterbacks
Mike Zimmer Defensive Coordinator

2009	
HEAD COACH — MARVIN LEWIS	
Paul Alexander Assistant Head Coach/ Offensive Line
Jim Anderson Running Backs
Bob Bratkowski Offensive Coordinator
Louie Cioffi Assistant Defensive Backs
Kevin Coyle Defensive Backs
Jeff FitzGerald Linebackers
Paul Guenther Assistant Special Teams/ Assistant Linebackers
Jay Hayes Defensive Line
Jonathan Hayes Tight Ends
Chip Morton Strength and Conditioning
Ray Oliver Associate Strength and Conditioning
Mike Sheppard Wide Receivers
Darrin Simmons Special Teams
Bob Surace Assistant Offensive Line
Ken Zampese Quarterbacks
Mike Zimmer Defensive Coordinator

2010	
HEAD COACH — MARVIN LEWIS	
Paul Alexander Assistant Head Coach/ Offensive Line
Jim Anderson Running Backs
Bob Bratkowski Offensive Coordinator
Kyle Caskey Offensive Quality Control
Louie Cioffi Assistant Defensive Backs
Kevin Coyle Defensive Backs
Jeff FitzGerald Linebackers
Jeff Friday Assistant Strength and Conditioning
Paul Guenther Assistant Special Teams/ Assistant Linebackers
Jay Hayes Defensive Line
Jonathan Hayes Tight Ends
Chip Morton Strength and Conditioning
Mike Sheppard Wide Receivers
Darrin Simmons Special Teams
Ken Zampese Quarterbacks
Mike Zimmer Defensive Coordinator

2011	
HEAD COACH — MARVIN LEWIS	
Paul Alexander Assistant Head Coach/ Offensive Line
Jim Anderson Running Backs
Kyle Caskey Offensive Quality Control
Kevin Coyle Defensive Backs
Jeff FitzGerald Linebackers
Jeff Friday Assistant Strength and Conditioning
Jay Gruden Offensive Coordinator
Paul Guenther Assistant Defensive Backs/ Assistant Special Teams
Jay Hayes Defensive Line
Jonathan Hayes Tight Ends
David Lippincott Defensive Quality Control
Chip Morton Strength and Conditioning
Darrin Simmons Special Teams
James Urban Wide Receivers
Ken Zampese Quarterbacks
Mike Zimmer Defensive Coordinator

2012	
HEAD COACH — MARVIN LEWIS	
Paul Alexander Assistant Head Coach/ Offensive Line
Jim Anderson Running Backs
Mark Carrier Defensive Backs
Kyle Caskey Offensive Quality Control/ Assistant Offensive Line
Brayden Coombs Offensive Assistant
Jeff Friday Assistant Strength and Conditioning
Jay Gruden Offensive Coordinator
Paul Guenther Linebackers
Jay Hayes Defensive Line
Jonathan Hayes Tight Ends
Hue Jackson Assistant Special Teams/ Assistant Defensive Backs
David Lippincott Defensive Quality Control/ Assistant Linebackers
Chip Morton Strength and Conditioning
Darrin Simmons Special Teams
James Urban Wide Receivers
Ken Zampese Quarterbacks
Mike Zimmer Defensive Coordinator

2013	
HEAD COACH — MARVIN LEWIS	
Paul Alexander Assistant Head Coach/ Offensive Line
Mark Carrier Defensive Backs
Kyle Caskey Assistant Offensive Line/ Quality Control
Brayden Coombs Assistant Special Teams/ Quality Control
Jeff Friday Assistant Strength and Conditioning
Jay Gruden Offensive Coordinator
Paul Guenther Linebackers
Jay Hayes Defensive Line
Jonathan Hayes Tight Ends
Hue Jackson Special Assistant to the Head Coach/ Running Backs
David Lippincott Assistant Linebackers/ Quality Control
Chip Morton Strength and Conditioning
Darrin Simmons Special Teams Coordinator
James Urban Wide Receivers
Ken Zampese Quarterbacks
Adam Zimmer Assistant Defensive Backs
Mike Zimmer Defensive Coordinator

2014	
HEAD COACH — MARVIN LEWIS	
Paul Alexander Assistant Head Coach/ Offensive Line
Brian Braswell Offensive Assistant/Quality Control
Matt Burke Linebackers
Mark Carrier Defensive Backs
Kyle Caskey Running Backs
Brayden Coombs Assistant Special Teams/ Quality Control
Jeff Friday Assistant Strength and Conditioning
Paul Guenther Defensive Coordinator
Jay Hayes Defensive Line
Jonathan Hayes Tight Ends
Hue Jackson Offensive Coordinator
Vance Joseph Defensive Backs
Marcus Lewis Defensive Assistant/Quality Control
David Lippincott Assistant Linebackers/ Quality Control
Chip Morton Strength and Conditioning
Darrin Simmons Special Teams Coordinator
James Urban Wide Receivers
Ken Zampese Quarterbacks

2015	
HEAD COACH — MARVIN LEWIS	
Paul Alexander Assistant Head Coach/ Offensive Line
Brian Braswell Offensive Quality Control/ Assistant Offensive Line
Matt Burke Linebackers
Mark Carrier Defensive Backs
Kyle Caskey Running Backs
Brayden Coombs Offensive Quality Control/ Special Teams Assistant
Jeff Friday Assistant Strength and Conditioning
Paul Guenther Defensive Coordinator
Jay Hayes Defensive Line
Jonathan Hayes Tight Ends
Hue Jackson Offensive Coordinator
Vance Joseph Defensive Backs
Marcus Lewis Defensive Assistant/Quality Control
David Lippincott Assistant Linebackers/ Quality Control
Robert Livingston Defensive Quality Control/ Special Teams Assistant
Chip Morton Strength and Conditioning
Darrin Simmons Special Teams Coordinator
James Urban Wide Receivers
Ken Zampese Quarterbacks

2016	
HEAD COACH — MARVIN LEWIS	
Paul Alexander Assistant Head Coach/ Offensive Line
Jacob Burney Defensive Line
Kyle Caskey Running Backs
Brayden Coombs Assistant Special Teams/ Defensive Quality Control
Robert Couch Offensive Quality Control/ Offensive Line
Kevin Coyle Secondary
Jeff Friday Assistant Strength and Conditioning
Paul Guenther Defensive Coordinator
Jim Haslett Linebackers
Jonathan Hayes Tight Ends
Bill Lazor Quarterbacks
Marcus Lewis Defensive Quality Control/ Defensive Line
David Lippincott Assistant Linebackers/ Quality Control
Robert Livingston Secondary
Chip Morton Strength and Conditioning
Dan Pitcher Offensive Assistant/Wide Receivers
Darrin Simmons Special Teams Coordinator
James Urban Wide Receivers
Ken Zampese Offensive Coordinator

PLAYER HISTORY

ALL-TIME ROSTER

To be eligible for the all-time roster, a player must have been in uniform for at least one regular-season or postseason game, or spent a minimum of four games on the roster (including inactive status). A player who qualifies at any point under these guidelines also will be credited for seasons in which he was on a reserve list but did not play or dress for a game. Players who spend time on a reserve list but have never played or dressed for a game do not qualify for the all-time roster. The Practice Squad does not qualify.

— A —

NO.	NAME	POS.	YRS.	COLLEGE
53	Abdullah, Khalid	LB	'03-04	Mars Hill
46	Adams, Blue	CB	'07	Cincinnati
52	Adams, Doug	LB	'71-74	Ohio State
95	Adams, Sam	DT	'06	Texas A&M
95	Adeyanju, Victor	DE	'10	Indiana
40	Alexander, Charles	HB/FB	'79-85	Louisiana State
82	Alexis, Alton	WR	'80	Tulane
15	Alford, Mario	WR	'15	West Virginia
25	Allen, Jason	CB	'12	Tennessee
33	Ambrose, Ashley	CB	'96-98	Mississippi Valley St.
89	Amsler, Martin	DE	'70	Evansville
92	Anderson, Jamaal	DE	'12	Arkansas
31	Anderson, Jerry	S	'77	Oklahoma
14	Anderson, Ken	QB	'71-86	Augustana (Ill.)
71	Anderson, Willie	OT	'96-07	Auburn
79	Andrews, Stacy	G/OT	'04-08	Mississippi
78	Archer, Dan	OT	'68	Oregon
33	Armour, JoJuan	S/LB	'99-02	Miami (Ohio)
61	Aronson, Doug	G	'87	San Diego State
65	Arthur, Mike	C	'91-92	Texas A&M
96	Askew, Matthias	DT	'04-05	Michigan State
97	Atkins, Geno	DT	'10-16	Georgia
51	Avery, Ken	LB	'67-74	Southern Mississippi

— B —

NO.	NAME	POS.	YRS.	COLLEGE
85	Baccaglio, Martin	DE	'68-70	San Jose State
79	Bacon, Coy	DE	'76-77	Jackson State
10	Bahr, Chris	K	'76-79	Penn State
18	Bailey, Thomas	WR	'95	Auburn
42	Bail, Eric	FB/KOR	'89-94	UCLA
38	Banks, Estes	RB	'68	Colorado
90	Bankston, Michael	DE	'98-00	Sam Houston State
35	Barber, Chris	S	'87-89	North Carolina A&T
86	Barber, Mike	WR	'90-92	Marshall
53	Barker, Leo	LB	'84-91	New Mexico State
93	Barnet, Tom	DT	'00	Pittsburgh
38,35	Basnight, Michael	RB	'99-00	North Carolina A&T
84	Bass, Don	WR/TE	'78-81	Houston
89	Battaglia, Marco	TE	'96-01	Rutgers
31	Battle, Ralph	DB	'84	Jacksonville State
21	Bauman, Rashad	CB	'04-06	Oregon
23,49	Bean, Robert	CB	'00-01	Mississippi State
58	Beauchamp, Al	LB	'68-75	Southern
45	Beckett, Rogers	S	'03-04	Marshall
26	Bell, Leonard	S	'87	Indiana
40	Bell, Myron	S	'98-99	Michigan State
21	Benjamin, Ryan	RB	'93	Pacific
35	Bennett, Antoine	CB	'91-92	Florida A&M
16	Bennett, Ben	QB	'87	Duke
36	Bennett, Brandon	RB/KOR	'98-03	South Carolina
23	Bennett, Fred	CB	'10	South Carolina
32	Benson, Cedric	RB	'08-11	Texas
57	Bentley, Ray	LB	'92	Central Michigan
66	Bergey, Bill	LB	'69-73	Arkansas State
25	Bernard, Giovanni	RB	'13-16	North Carolina
82	Berry, Royce	DE	'69-75	Houston
79	Berthussen, Bill	DE	'87	Iowa State
21	Bieniemy, Eric	RB/KOR	'95-98	Colorado
24	Billups, Lewis	CB	'86-91	North Alabama
90	Bitukidi, Christo	DT	'13	Georgia State
85	Binns, Armon	WR	'12	Cincinnati
66	Blackman, Ken	G	'96-99	Illinois
37	Blackmon, Roosevelt	CB	'98-99	Morris Brown
56	Blackstock, Darryl	LB/DE	'08	Virginia
29	Blackwood, Lyle	S/PR	'73-75	Texas Christian
74	Blados, Brian	G/OT	'84-91	North Carolina
45	Blair, Michael	FB	'98	Ball State
8	Blake, Jeff	QB	'94-99	East Carolina
61	Bodine, Russell	C	'14-16	North Carolina
41	Body, Patrick	CB	'05	Toledo
53	Boley, Michael	LB	'13	Southern Mississippi
65	Boling, Clint	G	'11-16	Georgia
96	Booker, Vaughn	DE	'00-02	Cincinnati
32	Borders, Nate	S	'87	Indiana
61	Boyersky, Jerry	NT	'82-85	Pittsburgh
85	Boyd, LaVell	WR	'00	Louisville
83	Boyd, Tyler	WR	'16	Pittsburgh
85	Brabham, Dan	LB	'68	Arkansas
60	Bradley, Chuck	OT	'93	Kentucky
55	Brady, Ed	LB/LS	'86-91	Illinois
74	Braham, Rich	C/G	'94-06	West Virginia
4	Bramlet, Casey	QB	'04	Wyoming
58	Braxton, David	LB	'94	Wake Forest
3,10	Breech, Jim	K	'80-92	California
34	Breeden, Louis	CB	'77-87	N. Carolina Central
18	Breen, Adrian	QB	'87	Morehead State
83	Brennan, Brian	WR	'92	Boston College

60	Brennan, Mike	OT	'90-91	Notre Dame
88	Brewer, Sean	TE	'01-02	San Jose State
10	Brice, Will	P	'99	Virginia
47	Bright, Greg	S	'80-81	Morehead State
65	Briz, Darrick	C	'94-98	Oregon State
43	Brim, Mike	CB	'93-95	Virginia Union
83	Brock, Kevin	TE	'14	Rutgers
50,55	Brooks, Ahmad	LB	'06-07	Virginia
82	Brooks, Billy	WR	'76-79	Oklahoma
27	Brooks, Greg	CB	'04-06	Southern Mississippi
21	Brooks, James	RB	'84-91	Auburn
33	Broussard, Steve	RB	'94	Washington State
75	Brown, Anthony	OT/G	'95-98	Utah
78	Brown, Bob	DT	'75-76	Arkansas AM&N
23	Brown, Chykie	CB	'16	Texas
81	Brown, Eddie	WR	'85-91	Miami (Fla.)
3	Brown, Josh	K	'12	Nebraska
86	Brown, Ken	WR	'87	Southern Arkansas
80	Brown, Tom	WR	'87	Augustana (S.D.)
21	Browner, Jim	S	'79-80	Notre Dame
79	Browner, Ross	DE	'78-86	Notre Dame
72	Brumfield, Scott	G	'93-97	Brigham Young
52	Buchanan, Tim	LB	'69	Hawaii
99	Buck, Jason	DE	'87-90	Brigham Young
96	Buckner, Brentson	NT	'97	Clemson
89	Buie, Drew	WR	'72	Catawba
74	Bujnoch, Glenn	G	'76-82	Texas A&M
4	Bullock, Randy	K	'16	Texas A&M
55	Buncom, Frank	LB	'68	Southern California
55	Burfit, Vontaze	LB	'12-16	Arizona State
28	Burk, Scott	S	'79	Oklahoma State
33	Burkhead, Rex	RB	'13-16	Nebraska
67	Burley, Gary	DE	'75-83	Pittsburgh
38	Burns, Jason	RB	'95	Wisconsin
21	Burris, Jeff	CB	'02-03	Notre Dame
58	Bush, Blair	C	'78-82	Washington
88	Bush, Steve	TE/FB/LS	'97-00	Arizona State
36,40	Busing, John	S	'06-08	Miami (Ohio)
27	Bussey, Barney	S/KOR	'86-92	South Carolina State

— C —

NO.	NAME	POS.	YRS.	COLLEGE
68	Cadigan, Dave	G	'94	Southern California
87	Caldwell, Andre	WR/KOR	'08-11	Florida
50	Cameron, Glenn	LB	'75-85	Florida
17	Campbell, Jason	QB	'14	Auburn
64	Canale, Justin	G	'69	Mississippi State
34	Carey, Richard	CB	'89	Idaho
70	Carpenter, Ron N.	DT/DE	'70-76	North Carolina State
32	Carpenter, Ron A.	S	'93	Miami (Ohio)
86	Carroll, Wesley	WR	'93	Miami (Fla.)
39	Carson, Tra	RB	'16	Texas A&M
45	Carter, Carl	CB	'90	Texas Tech
42	Carter, Chris C.	S	'00-01	Texas
51,56	Carter, Chris D.	LB	'14-15	Fresno State
32	Carter, Ki-Jana	RB	'95-99	Penn State
21	Carter, Tom	CB	'99-01	Notre Dame
11	Carter, Virgil	QB	'70-73	Brigham Young
37	Casanova, Tommy	S/PR	'72-77	Louisiana State
21	Castille, Simeon	CB	'08	Alabama
56	Catchings, Toney	LB	'87	Cincinnati
55	Chamberlin, Frank	LB	'03-04	Boston College
72	Chambers, Kirk	OT	'10	Stanford
81	Chandler, Al	TE	'73-74	Oklahoma
24	Chapman, Clarence	CB	'80-81	Eastern Michigan
80	Charles, Orson	TE	'12-13	Georgia
83	Chalman, Antonio	WR/PR	'06-09	Cincinnati
91	Chevrier, Randy	LS	'01	McGill (Canada)
79	Chomyszak, Steve	DT/DE	'68-73	Syracuse
11	Christensen, Jeff	QB	'83	Eastern Illinois
57	Clark, Bernard	LB	'90-91	Miami (Fla.)
42,35	Clark, Boobie	FB	'73-78	Bethune-Cookman
11	Clark, Bryan	QB	'84	Michigan State
21	Clark, Rico	CB	'99	Louisville
11	Clark, Wayne	QB	'74	U.S. International
93	Clarke, Will	DE	'14-16	West Virginia
22	Clements, Nate	CB/S	'11-12	Ohio State
92	Clemons, Duane	DE	'03-05	California
86,46	Coats, Daniel	TE/FB	'07-10	Brigham Young
61	Coats, Tony	G	'99	Washington
24	Cobb, Marvin	S	'75-79	Southern California
89	Cobb, Mike	TE	'77	Michigan State
81	Cochar, Colin	TE	'11	South Dakota State
80	Coffman, Chase	TE	'09-10	Missouri
23	Coleman, Al	S	'69-71	Tennessee State
60	Coleman, Reggie	OT	'02	Tennessee
11	Coles, Laveranues	WR	'09	Florida State
55	Collins, Andre	LB	'95-97	Penn State
73	Collins, Anthony	OT	'08-13	Kansas
90	Collins, Gerald	LB	'95	Vanderbilt
76	Collins, Glen	DE	'82-85	Mississippi State
80	Collinsworth, Cris	WR	'81-88	Florida
38	Conley, Steve	RB	'72	Kansas
32	Conner, John	FB	'12	Kentucky
12	Cook, Greg	QB	'69-74	Cincinnati
64	Cook, Kyle	C	'08-13	Michigan State
92	Copeland, John	DE/DT	'93-00	Alabama
81	Corbett, Jim	TE	'77-80	Pittsburgh
16	Core, Cody	WR	'16	Mississippi

76	Cornish, Frank	DT	'70	Grambling
12	Cosby, Quan	WR/PR	'09-10	Texas
88	Coslet, Bruce	TE	'69-76	Pacific
6	Costello, Brad	P	'98-99	Boston University
46,29	Coltran, Jeff	FB	'94-96	Ohio State
70	Colton, Barney	G	'79	Nebraska
52	Cousino, Brad	LB	'75	Miami (Ohio)
4	Covington, Scott	QB	'99-01	Miami (Fla.)
10	Crabtree, Eric	WR	'69-71	Pittsburgh
34	Craig, Neal	S	'71-73	Fisk
42,33				
32	Crocker, Chris	S	'08-13	Marshall
60	Crummey, Andrew	C	'08	Maryland
72	Cupp, Keith	OT	'87	Findlay
98	Curtis, Canute	LB	'97-02	West Virginia
85	Curtis, Isaac	WR	'73-84	San Diego State

— D —

NO.	NAME	POS.	YRS.	COLLEGE
14	Dalton, Andy	QB	'11-16	Texas Christian
56	Dansby, Karios	LB	'16	Auburn
96	Davidson, Kenny	DE	'96	Louisiana State
26	Davis, Charlie	RB	'74-75	Colorado
31	Davis, Lee	CB	'85	Mississippi
21	Davis, Oliver	S	'81-82	Tennessee State
27	Davis, Ricky	S	'75	Alabama
35,25	Davis, Tony	RB/PR	'76-78	Nebraska
34	Dawson, Clifton	RB	'07	Harvard
47	Dawson, P.J.	LB	'15-16	Texas Christian
93	DeAyala, Kiki	LB	'86-87	Texas
85	DeGraffenreid, Allen	WR	'93	Ohio State
50	DeLeone, Tom	G/C	'72-73	Ohio State
73	DeMarco, Brian	G	'99	Michigan State
21	Dennard, Darqueze	CB	'14-16	Michigan State
63	Dennis, Guy	G	'69-72	Florida
74	Dennis, Mark	OT	'94	Illinois
56	DePaso, Tom	LB	'78	Penn State
51	Devlin, Chris	LB	'75-78	Penn State
34	Dillahunt, Ellis	S	'88	East Carolina
28	Dillon, Corey	RB	'97-03	Washington
51	DiManche, Jayson	LB	'13-14	Southern Illinois
38	Dingle, Mike	RB	'91-92	South Carolina
52,51	Dinkel, Tom	LB	'78-83, 85	Kansas
51	Dixon, Gerald	LB	'96-97	South Carolina
29	Dixon, Rickey	DB	'88-92	Oklahoma
66	Donahue, Mark	G	'78-79	Michigan
10	Dorsch, Travis	P/K	'02	Purdue
27	Dorsey, DeDe	RB	'07-08	Lindenwood
44	Doss, Mike	S	'08	Ohio State
76	Doughty, Mike	OT	'99-00	Notre Dame
67	Douglas, David	OT	'86-88	Tennessee
45	Douthard, Ty	RB	'97	Illinois
44	Dressler, Doug	RB	'70-74	Chico State
6	Driskel, Jeff	QB	'16	Louisiana Tech
41	Duckett, Forey	DB	'94	Nevada-Reno
81	Dugans, Ron	WR	'00-02	Florida State
96	Dunlap, Carlos	DE	'10-16	Florida
80	Dunn, David	WR/KOR	'95-98	Fresno State
21	Dunn, Paul	RB	'70	U.S. International
29	Durko, Sandy	S	'70-72	Southern California
44	Dye, Tony	S	'12-13	UCLA
27	Dyer, Ken	S	'69-71	Arizona State

— E —

NO.	NAME	POS.	YRS.	COLLEGE
70	Eaddy, James	NT	'87	New York Tech
53,87				
41	Edmonds, Chris	LB/TE/FB	'01-03	West Virginia
73	Edwards, Eddie	DE/DT	'77-88	Miami (Fla.)
85	Eifert, Tyler	TE	'13-16	Notre Dame
63	Elliott, Lenvil	RB	'73-78	Northeast Missouri St.
59	Ely, Larry	LB	'70-71	Iowa
52	Elzey, Paul	LB	'68	Toledo
12	Erickson, Alex	WR/KOR/PR	'16	Wisconsin
50	Erickson, Bernard	LB	'68	Abilene Christian
17	Ernst, Mike	QB	'73-74	Cal State-Fullerton
7	Esianon, Boomer	QB	'84-92, '97	Maryland

— F —

NO.	NAME	POS.	YRS.	COLLEGE
31	Fain, Richard	CB	'91	Florida
62	Faine, Jeff	C	'12	Notre Dame
63	Fairchild, Greg	G	'76-77	Tulsa
68	Fanene, Jonathan	DE/DT	'05-11	Utah
33	Farley, John	RB	'84	Cal State-Sacramento
83	Farmer, Danny	WR	'00-02	UCLA
96	Fears, Willie	LB	'87	Northwestern St. (La.)
42	Fejedelem, Clayton	S	'16	Illinois

(Player history — all-time roster, continued)

11	Ford, Mike	QB	'82	Southern Methodist
88	Foschi, J.P.	TE	'09-10	Georgia Tech
50	Francis, James	LB	'90-98	Baylor
39	Franklin, Pat	RB	'87	Southwest Texas St.
57	Frazier, Andre	LB	'06-07	Cincinnati
43	Frazier, Curt	CB	'68	Fresno State
49,58	Frazier, Guy	LB	'81-84	Wyoming
12	Frerotte, Gus	QB	'02	Tulsa
97	Frier, Mike	DE	'92-94	Appalachian State
47,83	Frisch, David	TE	'93-94	Colorado State
33	Fritts, Stan	RB	'75-76	North Carolina State
33	Fulcher, David	S	'86-92	Arizona State
17	Fulhage, Scott	P	'87-88	Kansas State
42	Fuller, Mike	S/PR	'81-82	Auburn

— G —

NO.	NAME	POS.	YRS.	COLLEGE
18	Gallery, Jim	K	'89	Minnesota
48	Garrett, John	WR	'89	Princeton
89	Garrett, Shane	WR/KOR	'91-92	Texas A&M
11	Gaynor, Doug	QB	'86	Cal State-Long Beach
91	Geathers, Robert	DE/LB	'04-14	Georgia
26	Gehrke, Jack	WR	'69	Utah
89	George, Tim	WR	'73	Carson-Newman
21	Ghee, Brandon	CB	'10-13	Wake Forest
53	Ghiacuc, Eric	C	'05-08	Central Michigan
48	Gibler, Andy	TE	'83	Missouri
84	Gibson, Damon	WR/PR	'98	Iowa
99	Gibson, Oliver	DT/NT	'99-03	Notre Dame
95	Gilberry, Wallace	DE	'12-16	Alabama
30	Gilliard, Cory	S	'97	Ball State
64	Glass, Bill	G	'80	Baylor
42	Glover, LaVar	CB	'02	Cincinnati
63	Goff, Mike	G/OT/C	'98-03	Iowa
58	Gordon, Alex	LB	'91-93	Cincinnati
7	Gradkowski, Bruce	QB	'11-12	Toledo
33	Graham, Kenny	S	'70	Washington State
41	Graham, Scottie	RB	'97	Ohio State
17	Graham, Shayne	K	'03-09	Virginia Tech
24	Grant, Alan	CB	'93	Stanford
98	Grant, David	NT	'88-91	West Virginia
91	Granville, Billy	LB	'97-00	Duke
41	Graves, White	S	'68	Louisiana State
18	Green, A.J.	WR	'11-16	Georgia
41	Green, Dave	P/K	'74-75	Ohio
28	Green, Harold	RB	'90-95	South Carolina
18	Green, Skyler	WR	'07	Louisiana State
42	Green-Ellis, BenJarvus	RB	'12-13	Mississippi
84	Gresham, Jermaine	TE	'10-14	Oklahoma
45	Griffin, Archie	RB	'76-83	Ohio State
87	Griffin, Damon	WR/PR	'99-00	Oregon
22	Griffin, James	S	'83-85	Middle Tennessee St.
76	Griffin, Jim	DE	'68	Grambling
44	Griffin, Ray	CB/KOR	'78-84	Ohio State
46	Groce, Cliff	FB	'99-00	Texas A&M
28	Guillory, John	DB	'69-70	Stanford
27	Gunn, Lance	S	'93	Texas
89	Gunner, Harry	DE	'68-69	Oregon State
62	Gulierrez, Brock	C/G	'96-02	Central Michigan

— H —

NO.	NAME	POS.	YRS.	COLLEGE
45	Haddix, Wayne	CB	'91	Liberty
35	Haffner, Mike	WR	'71	UCLA
26	Hall, Cory	S	'99-02	Fresno State
29	Hall, Leon	CB	'07-15	Michigan
87	Hamilton, Cobi	WR	'14	Arkansas
88	Hamilton, Lawrence	WR	'03	Stephen F. Austin
71	Hammerstein, Mike	DE/NT	'86-90	Michigan
66	Hannula, Jim	OT	'83	Northern Illinois
91	Hardison, Marcus	DT	'15-16	Arizona State
45,41	Hardy, Adrian	CB	'94-95	Northwestern St. (La.)
51	Hardy, Kevin	LB	'03-04	Illinois
36	Hargrove, Jim	RB	'81	Wake Forest
57	Harmon, Ed	LB	'69	Louisville
96	Harrington, Chris	DE	'08	Texas A&M
53	Harris, Bo	LB	'75-82	Louisiana State
46	Harris, Clark	LS	'09-16	Rutgers
26	Harris, Jim	DB	'71	Howard Payne
83	Harris, M.L.	TE	'80-85	Kansas State
8	Harris, Nick	P	'01-03	California
95	Harris, Orien	DT	'08-09	Miami (Fla.)
92	Harrison, James	LB	'13	Kent State
50	Hawk, A.J.	LB	'15	Ohio State
16	Hawkins, Andrew	WR	'11-13	Toledo
27	Hawkins, Artrell	CB	'98-03	Cincinnati
72	Hawkinson, Tanner	G	'13-14	Kansas
98	Hayden, Nick	DT	'11	Wisconsin
5	Hayes, Jeff	P	'86	North Carolina
69	Headrick, Sherrill	LB	'68	Texas Christian
20	Hearst, Garrison	RB	'96	Georgia
36	Heath, Jo-Jo	DB	'80	Pittsburgh
22	Heath, Rodney	CB	'99-01	Minnesota
34	Hebert, Kyries	S	'08-09	Louisiana-Lafayette
50	Henderson, Eric	DE/LB	'07-08	Georgia Tech
15	Henry, Chris	WR	'05-09	West Virginia
38	Henson, Champ	RB	'75	Ohio State
34	Herock, Ken	TE	'68	West Virginia
22	Herring, Kim	S	'04-05	Penn State
34	Herron, Daniel	RB	'12	Ohio State

16	Hertel, Rob	QB	'78	Southern California
89	Hewitt, Ryan	H-B	'14-16	Stanford
56	Hibler, Mike	LB	'68	Stanford
27	Hicks, Bryan	S	'80-84	McNeese State
49	Hill, Darius	TE	'09	Ball State
84,19	Hill, Jeff	WR	'94-96	Purdue
32	Hill, Jeremy	RB	'14-16	Louisiana State
28	Hill, Troy	CB	'15	Oregon
89	Hillary, Ira	WR/PR	'87-89	South Carolina
98	Hinkle, George	DE	'93	Arizona
58	Hobson, Victor	LB	'08	Michigan
52	Hodge, Abdul	LB	'08-09	Iowa
83	Holden, Steve	WR	'77	Arizona State
40	Holfield, John	RB	'88-89	West Virginia
76	Holland, Vernon	OT	'71-79	Tennessee State
12	Hollas, Donald	QB	'91-94	Rice
82	Holman, Rodney	TE	'82-92	Tulane
66,73	Hopkins, Trey	G	'14, '16	Texas
16	Holt, Glenn	WR/KOR	'06-08	Kentucky
71	Horn, Rod	NT	'80-81	Nebraska
10	Horne, Greg	P	'87	Arkansas
20	Horton, Ray	CB	'83-88	Washington
84	Houshmandzadeh, T.J.	WR/PR	'01-08	Oregon State
53	Howard, Thomas	LB	'11-12	Texas-El Paso
20	Howard, Ty	CB	'99	Ohio State
71	Howe, Garry	NT	'93	Colorado
10	Huber, Kevin	P	'09-16	Cincinnati
60	Hudson, Otis	G	'11	Eastern Illinois
85	Hundon, James	WR	'96-99	Portland State
20	Hunt, Bobby	S	'68-69	Auburn
31	Hunt, Gary	DB	'87	Memphis State
72	Hunt, Ron	OT	'76-78	Oregon
99	Hunt, Margus	DE	'13-16	Southern Methodist

— I —

NO.	NAME	POS.	YRS.	COLLEGE
43	Iloka, George	S	'12-16	Boise State
92	Inglis, Tim	LB	'87-88	Toledo

— J —

NO.	NAME	POS.	YRS.	COLLEGE
23	Jackson, Bernard	S/CB/KOR	'72-76	Washington State
28	Jackson, Dexter	S	'06-08	Florida State
65	Jackson, John	OT	'00-01	Eastern Kentucky
95	Jackson, LaDairis	LB	'03-04	Oregon State
37	Jackson, Robert	S	'81-87, '89	Central Michigan
80	Jackson, Willie	WR	'98-99	Florida
80	James, Lynn	WR	'90-91	Arizona State
20,26	James, Tory	CB	'03-06	Louisiana State
30	Jauron, Dick	S	'78-81	Yale
93,53	Jeanly, Rashad	LB	'06-09	Central Florida
57	Jefferson, Kevin	LB	'94-95	Lehigh
87	Jeffries, Curtis	TE	'87	Louisville
84	Jenkins, Mike	WR	'97	Hampton
23	Jennings, Kelly	CB	'11	Miami (Fla.)
25	Jennings, Ligarious	CB	'01-02	Tennessee State
36	Jennings, Stanford	RB/KOR	'84-90	Furman
68	Jetton, Paul	C/G	'89-91	Texas
30	Johnson, Bill	RB	'85-87	Arkansas State
54	Johnson, Bob	C	'68-79	Tennessee
59	Johnson, Brandon	LB	'08-11	Louisville
85	Johnson, Chad	(changed last name to Ochocinco in 2008; was known as Ochocinco from '08-11)		
68,99	Johnson, Donnell	WR	'01-10	Oregon State
11	Johnson, Doug	OT	'93	Johnson C. Smith
19	Johnson, Essex	RB/PR/KOR	'68-75	Florida
39	Johnson, James	RB	'08	Grambling
31,23	Johnson, Jeremi	FB	'03-09	Kansas State
29	Johnson, Jim	DB	'69	Western Kentucky
55	Johnson, John	LB	'94	South Carolina State
8	Johnson, Josh	QB	'13	Clemson
80	Johnson, Ken	DE	'71-77	San Diego
59	Johnson, Landon	LB	'04-07	Indiana
27	Johnson, Larry	RB	'09	Purdue
11	Johnson, Lee	P/K	'88-98	Brigham Young
43	Johnson, Mark	S	'87	Penn State
93,90	Johnson, Michael	DE/LB	'09-13, '15-16	Western Kentucky

52	Johnson, Nico	LB	'14	Georgia Tech
46	Johnson, Pete	FB	'77-83	Alabama
50	Johnson, Riall	LB	'01-03	Ohio State
32	Johnson, Rudi	RB	'01-07	Stanford
60	Johnson, T.J.	C	'14-16	Auburn
99	Johnson, Tank	DT	'09-10	South Carolina
90	Johnson, Tim	DT	'96	Washington
78	Johnson, Walter	DT	'77	Penn State
18	Joiner, Charlie	WR	'72-75	Los Angeles State
57	Jolitz, Evan	LB	'74	Grambling
24	Jones, Adam	CB/PR/KOR	'10-16	Cincinnati
32	Jones, Bob	S	'73-74	West Virginia
66	Jones, Dan	OT	'93-95	Virginia Union
20	Jones, David	CB	'07-09	Maine
57	Jones, Dhani	LB	'07-10	Wingate
44	Jones, Herana-Daze	S	'06-08	Michigan
76	Jones, Levi	OT	'02-08	Indiana
82	Jones, Marvin	WR	'12-15	Arizona State
25	Jones, Rod (Roderick)	CB	'90-96	California
60	Jones, Rod (Rodrek)	OT/G	'96-00	Southern Methodist
24	Jones, Roger	CB	'94-96	Kansas
77	Jones, Scott	OT	'89, '91	Tennessee State
74,78	Jones, Willie Lee	DT/DE	'68, '70-71	Washington
83	Jordan, Kevin	WR	'96	Kansas State
				UCLA

36	Joseph, James	RB	'95	Auburn
22	Joseph, Johnathan	CB	'06-10	South Carolina
12	Joseph, Kerry	QB	'96	McNeese State
10	Justin, Paul	QB	'98	Arizona State

— K —

NO.	NAME	POS.	YRS.	COLLEGE
34	Kaeviharn, Kevin	S/CB	'01-06	Augustana (S.D.)
62	Kalis, Todd	G	'95	Arizona State
84	Kaltus, Eric	TE	'86-91	Michigan
56	Keareney, Tim	LB	'72-74	Northern Michigan
29	Keaton, Curtis	RB/KOR	'00-01	James Madison
44	Keeling, Rex	P	'68	Samford
24	Kellermann, Ernie	S	'72	Miami (Ohio)
77	Kelly, Bob	OT	'68	New Mexico State
58	Kelly, Joe	LB	'86-89	Washington
87	Kelly, Mike	TE	'70-72	Davidson
82	Kelly, Reggie	TE	'03-10	Mississippi State
98	Kelly, Todd	DE	'95-96	Tennessee
26	Kemp, Bobby	S	'81-86	Cal State-Fullerton
89	Kern, Don	TE	'84-85	Arizona State
43	Kilmer, Ethan	S	'06-08	Penn State
65	Kindricks, Bill	DT	'68	Alabama A&M
47	King, Charlie	CB	'68-69	Purdue
90	King, Emanuel	LB	'85-88	Alabama
41	King, Joe	S	'91	Oklahoma State
28	Kinnebrew, Larry	FB	'83-87	Tennessee State
55	Kirk, Randy	LB	'92-93	San Diego State
27	Kirkpatrick, Dre	CB	'12-16	Alabama
3	Kiina, Jon	QB	'01-05	Central Washington
7,15	Klingler, David	QB	'92-95	Houston
71	Koch, Pete	DT	'84	Maryland
50	Koegel, Vic	LB	'74	Ohio State
68	Kollar, Bill	DT	'74-76	Montana State
75	Koistra, Scott	G/OT	'03-09	North Carolina State
30	Kors, R.J.	S	'93	Cal State-Long Beach
64	Kozerski, Bruce	C/G/OT	'84-95	Holy Cross
86	Kreider, Steve	WR	'79-86	Lehigh
6	Krenzler, Craig	QB	'05	Ohio State
15	Kresser, Eric	QB	'97-99	Marshall
75	Krevis, Al	OT	'75	Boston College
81	Kroft, Tyler	TE	'15-16	Rutgers
69	Krumire, Tim	NT	'83-94	Wisconsin
59	Kurnick, Howie	LB	'79-80	Cincinnati

— L —

NO.	NAME	POS.	YRS.	COLLEGE
11	LaFell, Brandon	WR	'16	Louisiana State
40	Lamb, Ron	RB	'68-71	South Carolina
59	Lamur, Emmanuel	LB	'12-15	Kansas State
94,58	Langford, Jevon	DE	'96-01	Oklahoma State
62	Lapham, Dave	G/C/OT	'74-83	Syracuse
19	Larson, Kyle	P	'04-08	Nebraska
83	Law, Dennis	WR/PR	'78	East Tennessee State
80	Lawrie, Nate	TE	'07-08	Yale
99	Lawson, Manny	LB	'11-12	North Carolina State
68	Lawson, Steve	G	'71-72	Kansas
55	LeClair, Jim	LB	'72-83	North Dakota
86	Lee, Donald	TE	'11	Mississippi State
58	Leeuwenburg, Jay	G/C	'99	Colorado
8	LeFevour, Dan	QB	'10	Central Michigan
40	Leonard, Brian	RB	'09-12	Rutgers
52	Levels, Dwayne	LB	'03	Oklahoma State
88	Levenseller, Mike	WR	'79-80	Washington State
15	Lewis, Dave	P/QB	'70-73	Stanford
37	Lewis-Harris, Chris	CB	'12-16	Tenn.-Chattanooga
77	Leyva, Victor	G/OT	'01-03	Arizona State
75	Linn, Jack	G/OT	'93	West Virginia
88,11	Little, Greg	WR	'14-15	North Carolina
62	Livingston, Nate	G	'08-11	Louisiana State
11	Livingston, Dale	P/K	'68-69	Western Michigan
52	Logan, James	LB	'95	Memphis
29,23	Logan, Marc	RB	'87-88	Kentucky
30	Loit, Anthonie	CB	'97	Florida
30	Luchey, Nick	(formerly Nick Williams)		
		FB/H-B	'99-02, '05	Miami (Fla.)
50	Luigs, Jonathan	C	'09	Arkansas
29	Lusby, Vaughn	CB/PR	'79	Arkansas
47	Lynch, Corey	S	'08	Appalachian State
35	Lynch, James	FB	'04	Maryland

(Player history — all-time roster, continued)

36	Mau'i, Reagan	FB	'08	Hawaii
96	Maxey, Curtis	NT	'88	Grambling
50,58	Maxwell, Jim	LB	'07-08	Gardner-Webb
10	Maxwell, Marcus	WR	'07-08	Oregon
71	Mays, Rufus	OT	'70-78	Ohio State
51	Mays, Corey	LB	'07-08	Notre Dame
26	Mays, Taylor	S	'11-14	Southern California
39	McCalebb, Onterio	CB	'14	Auburn
82	McCall, Ed	WR	'68	Miles College
5	McCarron, AJ	QB	'14-16	Alabama
72	McClendon, Skip	DE	'87-91	Arizona State
65,66	McClure, Wayne	LB	'68, '70	Mississippi
40	McCluskey, David	RB	'87	Georgia
86	McDaniel, John	WR	'74-77	Lincoln
69	McDonald, Clinton	DT	'10	Memphis
56	McDonald, Ricardo	LB	'92-97	Pittsburgh
85	McGee, Tim	WR/KOR	'86-92, '94-95	Tennessee

82	McGee, Tony	TE	'93-01	Michigan
67	McGhee, Kanavis	LB	'94	Colorado
59	McGill, Karmeeleyah	LB	'93	Notre Dame
66	McGlynn, Mike	G	'11	Pittsburgh
87	McInally, Pat	PWR	'76-85	Harvard
43	McMullen, Kirk	TE	'01	Pittsburgh
10	McNeal, Reggie	WR	'06	Texas A&M
42	McVea, Warren	WR/KOR	'68	Houston
85	Meehan, Greg	WR	'87	Bowling Green
58	Megna, Marc	LB	'00	Richmond
62	Melander, Jon	G	'92	Minnesota
59	Melontree, Andrew	LB	'80	Baylor
3	Mesko, Zoltan	P	'13	Michigan
68	Middendorf, Dave	G	'68-69	Washington State
45	Miles, Jeromy	S	'10-13	Massachusetts
36	Miles, Ostell	RB	'92-93	Houston
58	Miller, Caleb	LB	'04-07	Arkansas
44	Milne, Brian	FB	'96-99	Penn State
42	Mitchell, Anthony	S	'04-06	Tuskegee
72	Mitchell, Mack	DE	'79	Houston
19	Mitchell, Scott	QB	'00-01	Utah
99	Miiz, Alonzo	DE	'91-92	Florida
52	Moch, Donlay	LB	'11-12	Nevada
93	Monds, Mario	DT	'01-02	Cincinnati
28	Montgomery, Cleotha	RB/KOR/PR	'80	Abilene Christian

65	Montoya, Max	G/OT	'79-89	UCLA
60	Moore, Blake	C	'80-83	Wooster
60	Moore, Eric	OT	'94	Indiana
29	Moore, Kelvin	S	'98-99	Morgan State
60	Moore, Langston	DT	'04	South Carolina
50	Moore, Larry	G/C	'04-05	Brigham Young
65	Moore, Mautly	DT	'75	Belhune-Cookman
93	Morabito, Tim	DT	'96	Boston College
21	Morgan, Melvin	CB	'76-78	Mississippi Valley St.
26	Morrison, Reece	RB	'72-73	Southwest Texas St.
73	Moyer, Ken	G/OT	'89-94	Toledo
56	Muckelroy, Rodrick	LB	'10-12	Texas
16	Muhlmann, Horst	K	'69-74	(none)
78	Munoz, Anthony	OT	'80-92	Southern California
44	Murray, Rico	CB/S	'09-11	Kent State
25	Myers, Chip	WR	'69-76	Northwestern Okla.
31	Myers, Greg	S/PR	'96-99	Colorado State
96	Myers, Michael	DT	'07	Alabama
37	Myles, Reggie	CB/S	'02-05	Alabama

— N —				
NO.	NAME	POS.	YRS.	COLLEGE
57	Naves, Hannibal	LB	'05	Colorado
41	Ndukwe, Chinedum	S	'07-10	Notre Dame
41	Neal, Lorenzo	FB	'01-02	Fresno State
52	Neal, Randy	LB	'95-96	Virginia
53	Neider, John	LB	'68	Louisville
20	Nelson, Reggie	S	'10-15	Florida
43	Nelson, Tom	S	'09-10	Illinois State
74	Newhouse, Marshall	OT	'14	Texas Christian
23	Newman, Terence	CB	'12-14	Kansas State
52	Nicholson, A.J.	LB	'06	Florida State
42	Niehoff, Rob	S	'87	Cincinnati
95	Nix, Roosevelt	DE	'92-93	Central State (Ohio)
12	Norseth, Mike	QB	'87-88	Kansas
89	Novak, Jack	TE	'75	Wisconsin
2	Nugent, Mike	K	'10-16	Ohio State

— O —				
NO.	NAME	POS.	YRS.	COLLEGE
68	Obrovac, Mike	G/OT	'81-83	Bowling Green
	Ochocinco, Chad (see Chad Johnson)			
98	Odum, Antwan	DE	'08-10	Alabama
12	O'Donnell, Neil	QB	'98	Maryland
72	O'Dwyer, Matt	G	'99-03	Northwestern
92	Ogobogu, Eric	DE	'02	Maryland
70	Ogubuehi, Cedric	OT	'15-16	Texas A&M
96	Oglesby, Alfred	DT	'95	Houston
52	Ogletree, Craig	LB	'90	Auburn
26	Ohalet, Ifeanyi	S	'05	Southern California
29	Oliver, Louis	S	'94	Florida
24	O'Neal, Deltha	CB	'04-07	California
62	Orlando, Bo	S	'96-97	West Virginia
4	O'Sullivan, J.T.	QB	'09	California, Davis
48	Ott, Tyler	LS	'16	Harvard
81	Owens, Terrell	WR	'10	Tenn.-Chattanooga

— P —				
NO.	NAME	POS.	YRS.	COLLEGE
9	Palmer, Carson	QB	'03-10	Southern California
5	Palmer, Jordan	QB	'08-10	Texas-El Paso
74	Park, Ernie	G	'69	McMurry
86	Parker, Carl	WR	'88-89	Vanderbilt
24	Parker, Sirm	CB	'00	Texas A&M
20	Parrish, Lemar	CB/PR/KOR	'70-77	Lincoln
93	Parfen, Ty	DE	'93-95	Arizona
98	Patterson, Elton	DE	'03-04	Central Florida
27	Paul, Tito	CB	'97	Ohio State
64	Payne, Rod	C	'97-98	Michigan
20	Peacock, Elvis	RB	'81	Oklahoma
30	Peerman, Cedric	RB	'10-16	Virginia
94	Peko, Domata	DT	'06-16	Michigan State
9	Pelfrey, Doug	K	'93-99	Kentucky
64	Perreault, Pete	G	'68	Boston University
23,26	Perry, Chris	RB/KOR	'04-08	Michigan
31	Perry, Jason	S	'02	North Carolina State
32	Perry, Scott	CB	'76-79	Williams
88	Perry, Tab	WR/KOR	'05-07	UCLA
77	Peters, Frank	OT	'69	Ohio
50	Peterson, Ben	LB/LS	'99	Pittsburg State
53,87	Peterson, Bill	LB	'68-72	San Jose State
4	Petry, Aaron	K	'10	Ohio State
10	Philocx, Todd	QB	'90	Syracuse
10	Pillack, Jess	RB/DT	'68-72	Michigan State
59	Phillips, Ray	LB	'77-78	Nebraska
81,80	Pickens, Carl	WR/PR	'92-99	Tennessee
42	Pickering, Clay	WR	'84-85	Maine
58,97	Pillman, Brian	LB	'84	Miami (Ohio)
81	Pleasant, Marquis	WR	'87	Southern Methodist
61	Poe, Bill	G	'87	Morehead State
99	Pollack, David	LB	'05-07	Georgia
67	Pollak, Mike	G	'13-14	Arizona State
76	Pollard, Trent	G/OT	'94-96	Eastern Washington
35	Poole, Nathan	RB	'79-80	Louisville
13	Pope, Daniel	P	'00	Alabama
24	Pope, Geoffrey	CB	'08-09	Howard
56	Porter, Sean	LB	'13-15	Texas A&M
72,91	Powell, Carl	DE	'03-05	Louisville
9	Powell, Shawn	P	'13	Florida State
36	Pressley, Chris	FB	'10-13	Wisconsin
32	Price, Mitchell	CB/PR	'90-93	Tulane
60	Pritchard, Ron	LB	'72-77	Arizona State
68	Pureifory, Dave	DT	'78	Eastern Michigan
14	Purify, Maurice	WR	'09	Nebraska
97	Purvis, Andre	DT/DE	'97-99	North Carolina

— Q —				
NO.	NAME	POS.	YRS.	COLLEGE
89	Query, Jeff	WR	'92-95	Millikin
89	Quinn, Richard	TE	'12	North Carolina

— R —				
NO.	NAME	POS.	YRS.	COLLEGE
5	Rackers, Neil	K	'00-02	Illinois
81	Randall, Dennis	DE	'68	Oklahoma State
90	Randall, Kheeston	DT	'13	Texas
27	Randolph, Al	CB	'72	Iowa
20	Randolph, Thomas	CB	'98	Kansas State
25,26	Ratliff, Keiwan	CB/PR	'04-07, '09-10	Florida
61	Rayam, Tom	G	'92-93	Alabama
3	Rayner, Dave	K	'08	Michigan State
51	Razzano, Rick	LB	'80-84	Virginia Tech
52	Reasons, Gary	LB	'92	Northwestern St. (La.)
11	Reaves, John	QB	'75-78	Florida
79	Reheberg, Scott	G/OT	'00-03	Central Michigan
74	Reid, Mike	DT	'70-74	Penn State
75	Reimers, Bruce	G/OT	'84-91	Iowa State
67	Reinke, Jeff	DE	'87	Mankato State
88	Rembert, Reggie	WR	'91-93	West Virginia
57,53	Rey, Vincent	LB	'10-16	Duke
70	Rice, Andy	DT	'68-69	Texas Southern
46	Rice, Dan	RB	'87	Michigan
10	Richardson, Kyle	P	'03-04	Arkansas State
68	Richey, Tom	G/OT	'87	Kentucky
72	Riddle, Elston	DE	'92	Nevada-Reno
87	Riggs, Jim	TE	'87-92	Clemson
66	Riley, Bob	OT	'87	Indiana
13	Riley, Ken	CB	'69-83	Florida A&M
52,64	Rimington, Dave	C	'83-87	Nebraska
55	Rivers, Keith	LB	'08-11	Southern California
52	Roach, Trevor	LB	'15-16	Nebraska
30	Roberts, Terrell	CB	'03-04	Oregon State
98	Robinson, Bryan	DE/DT	'05-07	Fresno State
23	Robinson, Frank	CB	'92	Boise State
81	Robinson, Patrick	WR/PR/KOR	'93	Tennessee State
18	Robinson, Paul	RB/KOR	'68-72	Arizona
66	Robinson, Trevor	C	'12-13	Notre Dame
12	Roby, Courtney	WR	'07	Indiana
79	Rogers, Lamar	DE	'91-92	Auburn
74	Roland, Dennis	OT	'08-13	Georgia
20	Roman, Mark	CB/S	'00-03	Louisiana State
81	Roman, Nick	DE	'70-71	Ohio State
83	Romasko, Dave	TE	'87	Carroll College
94	Romer, Rich	LB	'88-89	Union (N.Y.)
57	Ross, Adrian	LB	'98-03	Colorado State

89,84	Ross, Dan	TE	'79-83, '85	Northeastern
77	Rourke, Jim	OL	'88	Boston College
3	Rowe, Jeff	QB	'07	Nevada
92	Rucker, Frosee	DE	'06-11	Southern California
95	Rucker, Keith	DT	'94-95	Ohio Wesleyan
88	Russell, Cliff	WR/KOR	'04	Utah
20,38	Russell, Kei'Varae	CB	'16	Notre Dame
82	Russell, Wade	TE	'87	Taylor
51	Ruud, Tom	LB	'78-79	Nebraska

— S —				
NO.	NAME	POS.	YRS.	COLLEGE
70	Saddler, Rod	DE	'91	Texas A&M
87	Sadowski, Troy	TE	'94-96	Georgia
27	Saffold, Saint	WR	'68	San Jose State
72	St. Clair, Mike	DE	'80-82	Grambling
48	St. Louis, Brad	LS/TE	'00-09	Southwest Missouri St.
31	Sands, Robert	S	'11-12	West Virginia
65	Santucci, Dan	C	'07-09	Notre Dame
12	Sanu, Mohamed	WR	'12-15	Rutgers
11	Sanzenbacher, Dane	WR	'13-14	Ohio State
77	Sargent, Kevin	OT/G	'92-98	Eastern Washington
98	Savage, Tony	DE	'92	Washington State
23	Sawyer, Corey	CB/PR	'94-98	Florida State
22	Sawyer, Ken	S	'74	Syracuse
50	Schaffer, J.K.	LB	'13-14	Cincinnati
56	Schlegel, Anthony	LB	'07	Ohio State
89	Schoebel, Matt	TE	'02-05	Texas Christian
15	Schonert, Turk	QB	'80-85, '87-89	Stanford

10	Schroeder, Jay	QB	'93	UCLA
59	Schuh, Jeff	LB	'81-85	Minnesota
59	Schutt, Scott	LB	'87	North Dakota State
28	Scott, Bernard	RB/KOR	'09-13	Abilene Christian
37	Scott, Bill	CB	'68	Idaho
86	Scott, Darnay	WR	'94-01	San Diego State
93	Scott, Greg	DT	'04	Hampton
74	Scott, Tom	OT	'93	East Carolina
76	Scraftford, Kirk	OT	'90-92	Montana
55	Sellers, Lance	LB	'87	Boise State
35	Shade, Sam	S	'95-98	Alabama
90	Shaw, Eric	LB	'92-94	Louisiana Tech
26	Shaw, Josh	CB	'15-16	Southern California
68	Shaw, Scott	C	'98	Michigan State
39	Shaw, Sedrick	RB	'99	Iowa
30	Shelley, Willie	RB/KOR/PR	'76-77	Alabama
3	Shelling, Chris	S	'95-96	Auburn
23	Sherman, Rod	WR/K	'68	Southern California
64	Shiners, John	G	'73-77	Xavier (Ohio)
11	Shiple, Jordan	LB	'10-11	Texas
99,70	Shirley, Jason	DT/G	'08, '10	Fresno State
59	Shumon, Ron	LB	'78	Wichita State
56	Simmons, Brian	LB	'98-06	North Carolina
96	Simmons, Clyde	DE	'98	Western Carolina
25	Simmons, John	CB/PR/KOR	'81-86	Southern Methodist
22	Simmons, Marcello	CB	'93	Southern Methodist
56	Simpkins, Ron	LB	'80-86	Michigan
89	Simpson, Jerome	WR	'08-11	Coastal Carolina
90,92	Sims, Pat	DT	'08-12, '15-16	Auburn

84	Sims, Reggie	TE	'87	Northern Illinois
70	Skow, Jim	DE	'86-89	Nebraska
51	Skuta, Dan	LB	'09-12	Grand Valley State
45	Smiley, Tom	RB	'68	Lamar
11	Smith, Akili	QB	'99-02	Oregon
81	Smith, Alex	TE	'13-14	Stanford
71	Smith, Andre	OT	'09-15	Alabama
70	Smith, Artie	DE	'94-96	Louisiana Tech
91	Smith, Brad	LB	'93	Texas Christian
25	Smith, Daryl	CB	'87-88	North Alabama
60	Smith, Dave	OT	'88	Southern Illinois
31,40	Smith, Derron	S	'15-16	Fresno State
31	Smith, Fletcher	CB/S/P	'68-71	Tennessee Tech
62	Smith, Gary	G	'84	Virginia Tech
76	Smith, Jeff	DE	'87	Earlham College
90	Smith, Justin	DE	'01-07	Missouri
62	Smith, Ken	G	'87	Miami (Ohio)
83	Smith, Kendal	WR	'89-90	Utah State
68	Smith, Ron	DT	'02	Lane College

66,99	Smith, Shaun	DT	'04-06, '09	South Carolina
24	Smith, Tommie	WR	'69	San Jose State
59	Spearman, Armegjs	LB	'00-02	Mississippi
22	Spencer, Jimmy	CB	'96-97	Florida
51	Spikes, Takeo	LB	'98-02	Auburn
48	Spiller, Phil	S	'68	Los Angeles State
52	Spottle, Jimmy	LB	'98-99	Arizona
83	Staley, Bill	DT	'68-69	Utah
79	Stallings, Ramondo	DE	'9	

(Player history — all-time roster, continued)

— T —				
NO.	NAME	POS.	YRS.	COLLEGE
62	Sulfsted, Alex.....	OT/G	'04	Miami (Ohio)
19	Sunter, Ian.....	K	'80	(none)
41	Swanson, Terry.....	P	'69	Massachusetts
66	Szalay, Thatcher.....	G	'02	Montana
71	Tamm, Ralph.....	G	'91	West Chester
19	Tate, Brandon....	WR/KOR/PR	'11-15	North Carolina
23	Tate, Rodney.....	RB	'82-83	Texas
20	Taylor, Craig.....	RB	'89-91	West Virginia
52	Terry, Tim.....	LB	'97	Temple
22	Thomas, Eric.....	CB	'87-92	Tulane
74	Thomas, Lee.....	DE	'75	Jackson State
24	Thomas, Sean.....	CB	'83	Texas Christian
17	Thomas, Speedy.....	WR	'69-72	Utah
49	Thomason, Jeff.....	TE	'92-93	Oregon
98,79	Thompson, Brandon.....	DT	'12-16	Clemson
48	Thompson, Craig.....	TE	'92-93	North Carolina A&T
12	Thompson, Jack.....	QB	'79-82	Washington State
24	Thompson, Lamont.....	S	'02	Washington State
93	Thompson, Mike.....	NT	'98	Wisconsin
97	Thornton, John.....	DT	'03-08	West Virginia
83	Thornton, Reggie.....	WR	'93	Bowling Green
51	Thurman, Odell.....	LB	'05	Georgia
77	Tigges, Mark.....	OT	'87	Western Illinois
58,51	Tovar, Steve.....	LB	'93-97	Ohio State
51	Townsend, Brian.....	LB	'92	Michigan
25	Trent, Morgan.....	CB	'09-11	Michigan
59	Truitt, Greg.....	LS	'94-99	Penn State
84	Trumpy, Bob.....	TE/WR	'68-77	Utah
96	Tuatagaloa, Natu.....	DE	'89-91	California
53	Tumulty, Tom.....	LB	'96-99	Pittsburgh
43	Turner, Clem.....	RB	'69	Cincinnati
22	Turner, Deacon.....	RB/KOR	'78-80	San Diego State
35	Turner, Jimmy.....	CB	'83-86	UCLA
61	Tuten, Melvin.....	OT/TE	'95-96	Syracuse
84	Tweet, Rodney.....	WR	'87	South Dakota
17,83	Twynner, Gunnard.....	WR	'97	Western Illinois
— U —				
NO.	NAME	POS.	YRS.	COLLEGE
81	Utecht, Ben.....	TE	'08-09	Minnesota
87	Uzomah, C.J.....	TE	'15-16	Auburn
— V —				
NO.	NAME	POS.	YRS.	COLLEGE
37	Vakapuna, Fui.....	FB	'09-10	Brigham Young
81	Verser, David.....	WR/KOR	'81-84	Kansas
59	Vigil, Nick.....	LB	'16	Utah State
78	Vincent, Ted.....	DT	'78	Wichita State
34	Vinson, Fernandus.....	S	'91-94	North Carolina State
11	Vitiello, Sandro.....	K	'80	Massachusetts
67	von Oelhoffen, Kimo....	NT/DT	'94-99	Boise State

— W —				
NO.	NAME	POS.	YRS.	COLLEGE
26	Wade, Jonathan.....	CB	'10	Tennessee
63	Wagner, Ray.....	OT	'82	Kent State
27	Walker, Bracey.....	S	'94-96	North Carolina
59	Walker, Kevin.....	LB	'88-92	Maryland
88,83	Walker, Rick.....	TE	'77-79	UCLA
91	Wallerstedt, Brett.....	LB	'94-96	Arizona State
10	Walsh, John.....	QB	'95	Brigham Young
11	Walter, Dave.....	QB	'87	Michigan Tech
63	Walter, Joe.....	OT	'85-97	Texas Tech
83	Walter, Kevin.....	WR	'03-05	Eastern Michigan
75	Walters, Stan.....	OT	'72-74	Syracuse
51	Ward, David.....	LB	'87	Southern Arkansas
88	Ware, Derek.....	TE	'95	Central State (Okla.)
16	Warren, Dewey.....	QB	'68	Tennessee
80	Warrick, Peter.....	WR/PR	'00-04	Florida State
87	Washington, Kelley.....	WR	'03-06	Tennessee
41	Washington, Sam.....	CB	'85	Mississippi Valley St.
22	Washington, Ted.....	RB	'88	San Diego State
33	Watson, Kenny.....	RB	'03-08	Penn State
40	Watson, Pete.....	RB	'72	Tufts
23	Weathersby, Dennis.....	CB	'03-04	Oregon State
70	Waver, Emanuel.....	NT	'82-83	South Carolina
73	Webb, Richmond.....	OT	'01-02	Texas A&M
52	Webster, Nate.....	LB	'04-05	Miami (Fla.)
79	Wells, Dana.....	NT	'89	Arizona
15	Wells, Mike.....	QB	'77	Illinois
3	Wenning, Keith.....	QB	'15	Ball State
82	Westbrook, Michael.....	WR	'02	Colorado
63	Westerman, Christian.....	G	'16	Arizona State
88	Whalen, Ryan.....	WR	'11-13	Stanford
37	Wheeler, Leonard.....	CB	'92-96	Troy State
86	White, Andre.....	TE	'68	Florida A&M
51	White, Leon.....	LB	'86-91	Brigham Young
26,47	White, Marvin.....	S	'07-08, '10	Texas Christian
63	White, Mike.....	DT	'79-80	Albany State (Ga.)
39	White, Sheldon.....	CB	'93	Miami (Ohio)
83	White, Sherman.....	DE	'72-75	California
55	Whiteside, Keyon.....	LB	'03	Tennessee
75	Whitley, Wilson.....	DT	'77-82	Houston
70	Whitten, Bobby.....	OT	'81	Kansas
97	Whittington, Bernard....	DT/DE	'01-02	Indiana
77	Whitworth, Andrew.....	OT/G	'06-16	Louisiana State
41	Wilcots, Solomon.....	S/CB	'87-90	Colorado
4,12	Wilhelm, Erik.....	QB	'89-91, '93-97	Colorado
64	Wilkerson, Ben.....	C	'05-06	Oregon State
55	Wilkins, Marcus.....	LB	'04-06	Louisiana State
				Texas

99	Wilkinson, Dan.....	DT/DE	'94-97	Ohio State
94	Williams, Alfred.....	LB/DE	'91-94	Colorado
63	Williams, Bobbie.....	G	'04-11	Arkansas
31	Williams, Darryl.....	S	'92-95, '00-01	Miami (Fla.)
69	Williams, DeShawn.....	DT	'16	Clemson
43	Williams, Ed.....	RB	'74-75	Langston
84	Williams, Gary.....	WR	'84	Ohio State
33	Williams, Jim.....	DB	'69	Alcorn State
40	Williams, Madieu.....	S/CB	'04-07	Maryland
6	Williams, Monk.....	WR	'68	Arkansas AM&N
	Williams, Nick (changed name: see Nick Luchey)			
57	Williams, Reggie.....	LB	'76-89	Dartmouth
31	Williams, Roy.....	S	'09-10	Oklahoma
36,40	Williams, Shawn.....	S	'13-16	Georgia
87	Williams, Stepfret.....	WR	'98	Northeast Louisiana
94	Williams, Tony.....	DT	'01-04	Memphis
33	Willis, Fred.....	RB	'71-72	Boston College
27	Wilson, Gibril.....	S	'10-11	Tennessee
46	Wilson, Joe.....	RB	'73	Holy Cross
67	Wilson, Mike.....	OT/RB	'69-70	Dayton
77	Wilson, Mike.....	OT	'78-85	Georgia
35	Wilson, Quincy.....	RB	'06-07	West Virginia
55,57	Wilson, Reinard.....	LB/DE	'97-02	Florida State
32	Wilson, Stanley.....	RB	'83-84, '86, '88	Oklahoma
83	Winans, Tydus.....	WR	'96	Fresno State
73	Winston, Eric.....	OT	'14-16	Miami (Fla.)
60	Withycombe, Mike.....	OT	'91-92	Fresno State
30,31	Woods, Ickey.....	FB	'88-91	Nevada-Las Vegas
2	Wright, Anthony.....	QB	'06	South Carolina
49	Wright, Dana.....	RB	'87	Findlay
75	Wright, Ernie.....	OT	'68-71	Ohio State
86	Wright, James.....	WR	'14-16	Louisiana State
42	Wright, Lawrence.....	S	'97, '99	Florida
14	Wyche, Sam.....	QB	'68-70	Furman
— X —				
NO.	NAME	POS.	YRS.	COLLEGE
	(none)			
— Y —				
NO.	NAME	POS.	YRS.	COLLEGE
84	Yeast, Craig.....	WR/PR	'99-00	Kentucky
— Z —				
NO.	NAME	POS.	YRS.	COLLEGE
91	Zander, Carl.....	LB	'85-91	Tennessee
68	Zellner, Kevin.....	G	'12-16	Wisconsin
45	Zellers, Ray.....	FB	'98	Notre Dame

PLAYER HISTORY — UNIFORM NUMBERS

This all-time uniform numbers list is organized in chronological order for each number.

Generally, this list credits a player for having ownership of a uniform number for an entire season, even if he was with the team for only part of that season. However, game-by-game breakdowns within seasons are provided if (1) a player changed his uniform number during a season, or (2) more than one player wore the same number in the same season.

Numbers in parentheses behind players' names denote other uniform numbers worn by those players during their careers with the Bengals.

Table for No. 1: NAME, YEARS (never assigned)

Table for No. 2: NAME, YEARS (Anthony Wright, Mike Nugent)

Table for No. 3: NAME, YEARS (Jim Breech, Jon Klina, Jeff Rowe, etc.)

Table for No. 4: NAME, YEARS (Erik Wilhelm, Scott Covington, Casey Bramlet, etc.)

Table for No. 5: NAME, YEARS (Jeff Hayes, Neil Rackers, Jordan Palmer, AJ McCarron)

Table for No. 6: NAME, YEARS (Monk Williams, Brad Costello, Shane Matthews, etc.)

Table for No. 7: NAME, YEARS (Boomer Esiason, David Klingler, Boomer Esiason, Bruce Gradkowski)

Table for No. 8: NAME, YEARS (Jeff Blake, Nick Harris, Dan LeFevour, Josh Johnson)

Table for No. 9: NAME, YEARS (Massimo Manca, Doug Pelfrey, Carson Palmer, Shawn Powell)

Table for No. 10: NAME, YEARS (Eric Crabtree, Chris Bahr, Jim Breech, etc.)

Table for No. 11: NAME, YEARS (Dale Livingston, Virgil Carter, Wayne Clark, etc.)

Table for No. 12: NAME, YEARS (Greg Cook, Jack Thompson, Mike Norseth, etc.)

Table for No. 13: NAME, YEARS (Ken Riley, Daniel Pope)

Table for No. 14: NAME, YEARS (Sam Wyche, Ken Anderson, Maurice Purity, Andy Dalton)

Table for No. 15: NAME, YEARS (John Stofa, Dave Lewis, Mike Wells, etc.)

Table for No. 16: NAME, YEARS (Dewey Warren, Horst Muhlmann, Rob Hertel, etc.)

Table for No. 17: NAME, YEARS (Speedy Thomas, Mike Ernst, Scott Fulhage, etc.)

Table for No. 18: NAME, YEARS (Paul Robinson, Charlie Joiner, Adrian Breen, etc.)

Table for No. 19: NAME, YEARS (Essex Johnson, Ian Sunter, Jeff Hill, etc.)

Table for No. 20: NAME, YEARS (Bobby Hunt, Lemar Parrish, Elvis Peacock, etc.)

Table for No. 21: NAME, YEARS (Paul Dunn, Melvin Morgan, Jim Browner, etc.)

Table for No. 22: NAME, YEARS (Ted Washington, Ken Sawyer, Deacon Turner, etc.)

Table for No. 23: NAME, YEARS (Rod Sherman, Al Coleman, Bernard Jackson, etc.)

Table for No. 24: NAME, YEARS (Tommie Smith, Ernie Kellermann, Marvin Cobb, etc.)

Table for No. 25: NAME, YEARS (Chip Myers, Tony Davis, John Simmons, etc.)

Table for No. 26: NAME, YEARS (Jack Gehrke, Jim Harris, Reece Morrison, etc.)

Table for No. 27: NAME, YEARS (Saint Saffold, Ken Dyer, Al Randolph, etc.)

Table for No. 28: NAME, YEARS (John Guillory, Scott Burk, Cleotha Montgomery, etc.)

Table for No. 29: NAME, YEARS (Jim Johnson, Sandy Durko, Lyle Blackwood, etc.)

Table for No. 30: NAME, YEARS (Jess Phillips, Willie Shelby, Dick Jauron, etc.)

Table for No. 31: NAME, YEARS (Fletcher Smith, Jerry Anderson, Ralph Battle, etc.)

(Uniform numbers, continued)

No. 32

Table with 2 columns: NAME, YEARS. Lists players like Bob Jones, Scott Perry, Stanley Wilson, etc.

No. 33

Table with 2 columns: NAME, YEARS. Lists players like Jim Williams, Kenny Graham, Fred Willis, etc.

No. 34

Table with 2 columns: NAME, YEARS. Lists players like Ken Herock, Neal Craig, Louis Breeden, etc.

No. 35

Table with 2 columns: NAME, YEARS. Lists players like Mike Haffner, Boobie Clark, Tony Davis, etc.

No. 36

Table with 2 columns: NAME, YEARS. Lists players like Lenvil Elliott, Jo-Jo Heath, Jim Hargrove, etc.

No. 37

Table with 2 columns: NAME, YEARS. Lists players like Bill Scott, Tommy Casanova, Robert Jackson, etc.

No. 38

Table with 2 columns: NAME, YEARS. Lists players like Estes Banks, Steve Conley, Champ Henson, etc.

No. 39

Table with 2 columns: NAME, YEARS. Lists players like Pat Franklin, Sheldon White, Sedrick Shaw, etc.

No. 40

Table with 2 columns: NAME, YEARS. Lists players like Ron Lamb, Pete Watson, Charles Alexander, etc.

No. 41

Table with 2 columns: NAME, YEARS. Lists players like White Graves, Terry Swanson, Dave Green, etc.

No. 42

Table with 2 columns: NAME, YEARS. Lists players like Warren McVea, Boobie Clark, Mike Fuller, etc.

No. 43

Table with 2 columns: NAME, YEARS. Lists players like Curt Frazier, Clem Turner, Ed Williams, etc.

No. 44

Table with 2 columns: NAME, YEARS. Lists players like Rex Keeling, Doug Dressler, Ray Griffin, etc.

No. 45

Table with 2 columns: NAME, YEARS. Lists players like Tom Smiley, Archie Griffin, Carl Carter, etc.

No. 46

Table with 2 columns: NAME, YEARS. Lists players like Joe Wilson, Pete Johnson, Dan Rice, etc.

No. 47

Table with 2 columns: NAME, YEARS. Lists players like Charlie King, Greg Bright, Steve Maidlow, etc.

No. 48

Table with 2 columns: NAME, YEARS. Lists players like Phil Spiller, Andy Gible, John Garrett, etc.

No. 49

Table with 2 columns: NAME, YEARS. Lists players like Guy Frazier, Dana Wright, Chris Edmonds, etc.

No. 50

Table with 2 columns: NAME, YEARS. Lists players like Bernard Erickson, Tom DeLeone, Vic Koegel, etc.

No. 51

Table with 2 columns: NAME, YEARS. Lists players like Ken Avery, Chris Devlin, Tom Ruud, etc.

No. 52

Table with 2 columns: NAME, YEARS. Lists players like John Matlock, Paul Elzey, Tim Buchanan, etc.

No. 53

Table with 2 columns: NAME, YEARS. Lists players like John Neider, Bill Peterson, Bo Harris, etc.

No. 54*

Table with 2 columns: NAME, YEARS. Lists player Bob Johnson.

No. 55

Table with 2 columns: NAME, YEARS. Lists players like Frank Buncom, Ed Brady, Lance Sellers, etc.

No. 56

Table with 2 columns: NAME, YEARS. Lists players like Mike Hibler, Tim Kearney, Tom DePaso, etc.

(Uniform numbers, continued)

Table with 2 columns: NAME, YEARS. Section No. 57. Includes John Matlock (52), Ed Harmon, Evan Jolitz, Reggie Williams, Bernard Clark, Ray Bentley, Kevin Jefferson, Reinard Wilson (55), Adrian Ross, Hannibal Navies, Andre Frazier, Dhani Jones, Vincent Rey (53).

Table with 2 columns: NAME, YEARS. Section No. 58. Includes Al Beauchamp, Blair Bush, Brian Pillman (97), Guy Frazier (49), Brian Pillman (97), Guy Frazier (49), Joe Kelly, Sam Manos, Joe Kelly, Alex Gordon, David Braxton, Steve Tovar (51), Jay Leeuwenburg, Marc Megna, Jevon Langford (94), Caleb Miller, Victor Hobson, Jim Maxwell (50), Rey Maulaluga.

Table with 2 columns: NAME, YEARS. Section No. 59. Includes Larry Ely, Ray Phillips, Ron Shunon, Howie Kurnick, Andrew Melontree, Jeff Schuh, Scott Schult, Kevin Walker, Karmeeleyah McGill, Greg Truitt, Armegis Spearman, Landon Johnson, Brandon Johnson, Emmanuel Lamur, Nick Vigil.

*NOTE: Kurnick and Melontree both were assigned uniform No. 59 for the entire 1980 season. At the time, however, only Melontree was on the active roster. Kurnick was on the Reserve/Non-Football Injury list.

Table with 2 columns: NAME, YEARS. Section No. 60. Includes Ron Pritchard, Blake Moore, Dave Smith, Mike Brennan, Mike Withycombe, Chuck Bradley, Eric Moore, Rod (Rodrek) Jones, Reggie Coleman, Langston Moore, Andrew Crummey, Otis Hudson, T.J. Johnson.

Table with 2 columns: NAME, YEARS. Section No. 61. Includes Jerry Boyarsky, Bill Poe, Doug Aronson, Tom Rayam, Melvin Tuten, Tony Coats, Reggie Stephens, Russell Bodine.

Table with 2 columns: NAME, YEARS. Section No. 62. Includes Dave Lapham, Gary Smith, Ken Smith, Jon Melander, Todd Kalis, Brock Gutierrez, Alex Sulsted, Nate Livings, Jeff Faine.

Table with 2 columns: NAME, YEARS. Section No. 63. Includes Guy Dennis, Greg Fairchild, Mike White, Ray Wagner, Joe Waller, Mike Goff, Bobbie Williams, Christian Westerman.

Table with 2 columns: NAME, YEARS. Section No. 64. Includes Pete Perreault, Justin Canale, John Shimmers, Bill Glass, Dave Rimington (50, 52), Bruce Kozerski, Rod Payne, Ben Wilkerson, Kyle Cook.

Table with 2 columns: NAME, YEARS. Section No. 65. Includes Bill Kindricks, Wayne McClure (66), Maulty Moore, Max Montoya, Mike Arthur, Darrick Briz, John Jackson, Eric Steinbach, Dan Santucci, Clint Boling.

Table with 2 columns: NAME, YEARS. Section No. 66. Includes Wayne McClure (65), Bill Bergey, Mark Donahue, Jim Hannula, Bob Riley, Dan Jones, Ken Blackman, Thatcher Szalay, Shaun Smith (99, 96), Evan Mathis, Mike McGlynn, Trevor Robinson, Trey Hopkins (73).

Table with 2 columns: NAME, YEARS. Section No. 67. Includes Mike Wilson, Gary Burley, David Douglas, Jeff Reinke, David Douglas, Daniel Stubbs (96), Kimmo von Oelhoffen, Jerry Fontenot, Mike Pollak.

Table with 2 columns: NAME, YEARS. Section No. 68. Includes Dave Middendorf, Steve Lawson, Bill Kollar, Dave Pureifory, Mike Obrovac, Tom Richey, Paul Jettlon, Donnell Johnson (99), Dave Cadigan, Scott Shaw, Ron Smith, Jonathan Fanene, Kevin Zeiler.

Table with 2 columns: NAME, YEARS. Section No. 69. Includes Sherrill Headrick, Tim Krumrie, Alex Stepanovich, Clinton McDonald, DeShawn Williams.

Table with 2 columns: NAME, YEARS. Section No. 70. Includes Andy Rice, Ron Carpenter, Barney Colton, Bobby Whitten, Emanuel Weaver, Jim Skow, James Eaddy, Jim Skow, Rod Saddler, Artie Smith, Glen Steele, Jason Shirley (99), Cedric Ogbuehi.

Table with 2 columns: NAME, YEARS. Section No. 71. Includes Rufus Mayes, Rod Horn, Pete Koch, Mike Hammerstein, John Fletcher, Mike Hammerstein, Ralph Tamm, Garry Howe, Willie Anderson, Andre Smith.

Table with 2 columns: NAME, YEARS. Section No. 72. Includes Howard Fest, Ron Hunt, Mack Mitchell, Mike St. Clair, Skip McClendon, Keith Cupp, Skip McClendon, Elston Riddle, Scott Brumfield, Matt O'Dwyer, Carl Powell (91), Kirk Chambers, Tanner Hawkinson.

Table with 2 columns: NAME, YEARS. Section No. 73. Includes Pat Matson, Eddie Edwards, Ken Moyer, Brian DeMarco, Richmond Webb, Anthony Collins, Trey Hopkins (66), Eric Winston.

Table with 2 columns: NAME, YEARS. Section No. 74. Includes Willie Lee Jones (78), Ernie Park, Mike Reid, Glenn Bujnoch, Brian Blados, Tom Scott, Mark Dennis, Rich Braham, Dennis Roland, Marshall Newhouse, Jake Fisher (44).

Table with 2 columns: NAME, YEARS. Section No. 75. Includes Ernie Wright, Stan Walters, Al Krevis, Wilson Whitley, Bruce Reimers, Jack Linn, Anthony Brown, Jaiman Stephens, Scott Kooistra, Devon Still.

Table with 2 columns: NAME, YEARS. Section No. 76. Includes Jim Griffin, Frank Cornish, Vernon Holland, Glen Collins, Jeff Smith, Kirk Scraftford, Trent Pollard, Mike Doughty, Levi Jones.

Table with 2 columns: NAME, YEARS. Section No. 77. Includes Bob Kelly, Frank Peters, Bob Maddox, Mike Wilson, Mark Tigges, Jim Rourke, Scott Jones, Kevin Sargent, Victor Leyva, Andrew Whitworth.

Table with 2 columns: NAME, YEARS. Section No. 78. Includes Dan Archer, Willie Lee Jones (74), Lee Thomas, Bob Brown, Walter Johnson, Ted Vincent, Anthony Munoz.

Table with 2 columns: NAME, YEARS. Section No. 79. Includes Steve Chomyszak, Coy Bacon, Ross Browner, Bill Berthusen, Dana Wells, Lamar Rogers, Ramondo Stallings, Scott Rehberg, Stacy Andrews, Brandon Thompson (98).

Table with 2 columns: NAME, YEARS. Section No. 80. Includes Ken Johnson, Cris Collinsworth, Tom Brown, Cris Collinsworth, Lynn James, Carl Pickens (81), David Dunn, Willie Jackson, Peter Warrick, Nate Lawrie, Chase Coffman, Orson Charles.

Table with 2 columns: NAME, YEARS. Section No. 81. Includes Dennis Randall, Nick Roman, Al Chandler, Jim Corbett, David Verser, Eddie Brown, Marquis Pleasant, Eddie Brown, Patrick Robinson, Carl Pickens (80), Ron Dugans, Ben Utecht, Terrell Owens, Colin Cochart, Alex Smith, Tyler Kroft.

Table with 2 columns: NAME, YEARS. Section No. 82. Includes Ed McCall, Royce Berry, Billy Brooks, Alton Alexis, Rodney Holman, Wade Russell, Rodney Holman, Tony McGee, Michael Westbrook, Reggie Kelly, Marvin Jones.

Table with 2 columns: NAME, YEARS. Section No. 83. Includes Bill Staley, Ed Marshall, Sherman White, Steve Holden, Dennis Law, Rick Walker (88), M.L. Harris, Dave Romasko, Kendal Smith, Brian Brennan, Reggie Thornton, David Frisch (47), Tydus Winans, Kevin Jordan, Gunnard Twynier (17), Danny Farmer, Kevin Walter, Antonio Chatman, Kevin Brock, Tyler Boyd.

Table with 2 columns: NAME, YEARS. Section No. 84. Includes Bob Trumpy, Don Bass, Gary Williams, Dan Ross (89), Eric Kattus, Reggie Sims, Rodney Tweet, Eric Kattus, Mill Stegall, Jeff Hill (19), Mike Jenkins, Damon Gibson, Craig Yeast, T.J. Houshmandzadeh, Jermaine Gresham.

(Uniform numbers, continued)

No. 85	
NAME	YEARS
Dan Brabham	1968 (Games 1-9)
Martin Baccaglio	1968 (Games 12-14), '69-70
Isaac Curtis	1973-84
Tim McGee	1986, '87 (Games 1-2)
Greg Meehan	1987 (Games 3-5)
Tim McGee	1987 (Games 6-15), '88-92
Allen DeGraffenreid	1993
Tim McGee	1994-95
James Hundon	1996-99
LaVell Boyd	2000
Chad Johnson	2001-10
Armon Binns	2012
Tyler Eifert	2013-16

No. 86	
NAME	YEARS
Andre White	1968
John McDaniel	1974-77
Steve Kreider	1979-86
Ken Brown	1987
Carl Parker	1988-89
Mike Barber	1990-92
Wesley Carroll	1993
Darnay Scott	1994-2001
Tony Stewart	2002-06
Daniel Coats (46)	2007, '08 (Games 1-8), '09-10
Donald Lee	2011
James Wright	2014-16

No. 87	
NAME	YEARS
Bill Peterson (53)	1968
Mike Kelly	1970-72
Pat McInally	1976-85
Jim Riggs	1987 (Games 1-2)
Curtis Jeffries	1987 (Games 3-5)
Jim Riggs	1987 (Games 6-15), '88-92
Troy Sadowski	1994-96
Stepfret Williams	1998
Damon Griffin	1999-2000
Chris Edmonds (41, 53)	2002
Kelley Washington	2003-06
Andre Caldwell	2008-11
Cobi Hamilton	2014
C.J. Uzomah	2015-16

No. 88	
NAME	YEARS
Bruce Coslet	1969-76
Rick Walker (83)	1977-78
Mike Levenseller	1979-80
Mike Martin	1983-89
Reggie Rember	1991-93
Derek Ware	1995
Steve Bush	1997-2000
Sean Brewer	2001-02
Lawrence Hamilton	2003
Cliff Russell	2004
Tab Perry	2005-07
J.P. Foschi	2009-10
Ryan Whalen	2011-13
Greg Little (11)	2014

No. 89	
NAME	YEARS
Harry Gunner	1968-69
Martin Amsler	1970
Drew Buie	1972
Tim George	1973
Jack Novak	1975
Mike Cobb	1977
Dan Ross (84)	1979-83
Don Kern	1984-85
Ira Hillary	1987-89
Shane Garrett	1991-92*
Jeff Query	1992* (Games 5-16), '95
Marco Battaglia	1996-2001
Matt Schobel	2002-05
Jerome Simpson	2008-11
Richard Quinn	2012
Ryan Hewitt	2014-16

*NOTE: Garrett and Query both were assigned uniform No. 89 for Games 5-16 of 1992. At the time, however, only Query was on the active roster. Garrett was on the Reserve/Injured list.

No. 90	
NAME	YEARS
Emanuel King	1985-88
Eric Shaw	1992-94
Gerald Collins	1995
Tim Johnson	1996
Michael Bankston	1998-2000
Justin Smith	2001-07
Pat Sims (92)	2008-12
Kheeston Randall	2013 (Games 10-11)
Christo Bilukidi	2013 (Games 12-16 and playoffs)
Michael Johnson (93)	2015-16

No. 91	
NAME	YEARS
Carl Zander	1985-91
Brad Smith	1993
Brett Wallerstedt	1994-96
Billy Granville	1997-2000
Randy Chevrier	2001
Carl Powell (72)	2003
Robert Geathers	2004-14
Marcus Hardison	2015-16

No. 92	
NAME	YEARS
Tim Inglis	1987-88
John Copeland	1993-2000
Eric Ogbogo	2002
Duane Clemons	2003-05
Froste Rucker	2006-11
Jamaal Anderson	2012
James Harrison	2013
Pat Sims (90)	2015-16

No. 93	
NAME	YEARS
Kiki DeAyala	1986-87
Ty Parten	1993-95
Tim Morabito	1996
Mike Thompson	1998
Tom Barndt	2000
Mario Monds	2001-02
Greg Scott	2004
Rashad Jeanly (53)	2006-08
Michael Johnson (90)	2009-13
Will Clarke	2014-16

No. 94	
NAME	YEARS
Rich Romer	1988-89
Alfred Williams	1991-94
Jevon Langford (58)	1996-2000
Tony Williams	2001-04
Domata Peko	2006-16

No. 95	
NAME	YEARS
Roosevelt Nix	1992-93
Keith Rucker	1994-95
Steve Foley	1998-2002
LaDairis Jackson	2003-04*
Larry Stevens	2004* (Games 8-16), '05
Sam Adams	2006
Roy Manning	2007
Orien Harris	2008-09
Victor Adeyanju	2010
Wallace Gilberry	2012-16

*NOTE: Jackson and Stevens both were assigned uniform No. 95 for Games 8-16 of 2004. At the time, however, only Stevens was on the active roster. Jackson was on the Reserve/Injured list.

No. 96	
NAME	YEARS
Willie Fears	1987
Curtis Maxey	1988
Natu Tuatagaloa	1989-91
Daniel Stubbs (67)	1992 (Games 5-16), '93
Kanavis McGhee	1994
Alfred Oglesby	1995
Kenny Davidson	1996
Brentson Buckner	1997
Clyde Simmons	1998
Vaughn Booker	2000-02
Matthias Askew	2004-05
Michael Myers	2007
Josh Mallard	2008 (Games 12-13)
Chris Harrington	2008 (Games 14-16)
Shaun Smith (66, 99)	2009
Carlos Dunlap	2010-16

No. 97	
NAME	YEARS
Brian Pillman (58)	1984 (Games 4, 6)
Mike Frier	1992-94
Andre Purvis	1997-99
Bernard Whittington	2001-02
John Thornton	2003-08
Geno Atkins	2010-16

No. 98	
NAME	YEARS
David Grant	1988-91
Tony Savage	1992
George Hinkle	1993
Todd Kelly	1995-96
Canute Curtis	1997-2002
Elton Patterson	2003, '04 (Games 3-4)
Terrance Martin	2004 (Games 8-16)
Bryan Robinson	2005-07
Antwan Odum	2008-10
Nick Hayden	2011
Brandon Thompson (79)	2013-16

No. 99	
NAME	YEARS
Jason Buck	1987-90
Alonzo Mitz	1991-92
Donnell Johnson (68)	1993 (Games 1-3)
Dan Wilkinson	1994-97
Oliver Gibson	1999-2003
Shaun Smith (66, 96)	2004
David Pollack	2005-07
Jason Shirley (70)	2008
Tank Johnson	2009-10
Manny Lawson	2011-12
Margus Hunt	2013-16

PLAYER HISTORY — TRADES

An asterisk (*) denotes a draft-day trade.

Dec. 26, 1967	— Acquired QB John Stofa from Miami for two undisclosed future draft choices. The draft choices were later determined to be No. 27 overall in the 1968 draft (first round; Dolphins selected OT Doug Crusan) and No. 54 overall in the '68 draft (second round; Dolphins selected TE Jim Cox).	Sept. 8, 1975	— Acquired an undisclosed future draft choice from New England for RB Doug Dressler . The draft choice was later determined to be No. 187 overall in the 1976 draft (seventh round; Bengals selected QB Bob Bateman).
Jan. 22, 1968	— Acquired TE Andre White from Denver for an undisclosed future draft choice. The draft choice was later determined to be No. 111 overall in the 1968 draft (fourth round; Broncos selected DB Gus Hollomon).	Sept. 9, 1975	— Acquired an undisclosed future draft choice from Green Bay for G Pat Matson . The draft choice was later determined to be No. 192 overall in 1976 draft (seventh round; Bengals selected DB Pete Rome).
Jan. 30, 1968*	— Bengals acquired LB Tom Rhoads from Buffalo for a fifth-round draft choice in the 1968 draft. The fifth-round pick Buffalo received was No. 114 overall (Bills selected RB Ben Gregory).	April 2, 1976	— Acquired DE Coy Bacon from San Diego for WR Charlie Joiner .
July 28, 1968	— Acquired OL Jeff Richardson from the N.Y. Jets for an undisclosed future draft choice. The draft choice was later determined to be No. 110 overall in 1970 draft (fifth round; Jets traded the pick to Houston).	May 11, 1976	— Acquired an undisclosed future draft choice from Chicago for DE Royce Berry . The draft choice was later determined to be No. 131 overall in the 1978 draft (fifth round; Bengals selected QB Rob Hertel).
June 30, 1969	— Acquired WR Eric Crabtree from Denver for FB Tom Smiley .	June 3, 1976	— Acquired an undisclosed future draft choice from Minnesota for TE Orlando Nelson . The draft choice was later determined to be No. 194 in the 1977 draft (seventh round; Bengals selected TE Jim Corbett).
Sept. 8, 1969	— Acquired K Horst Muhlmann and an undisclosed future draft choice from Kansas City for WR Warren McVea . The draft choice was later determined to be No. 104 overall in the 1970 draft (fourth round; Bengals selected DB Billie Hayes , who never made the regular-season roster).	June 7, 1976	— Acquired undisclosed future draft choices from Chicago for LB Brad Cousino , RB Champ Henson and K Tom Klaban . None of those three players, however, made the Bears' roster, thus no picks were traded.
Jan. 21, 1970	— Acquired OT Rufus Mayes from Chicago for DT Bill Staley and DE Harry Gunner .	June 21, 1976	— Acquired an undisclosed future draft choice from St. Louis for LB Al Beauchamp . The draft choice was later determined to be No. 105 overall in the 1977 draft (fourth round; Bengals selected S Jerry Anderson).
May 19, 1970	— Acquired OT/G Gary Kirner from San Diego for DT Andy Rice .	July 23, 1976	— Acquired an undisclosed future draft choice from Buffalo for DE Sherman White . The draft choice was later determined to be No. 3 overall in the 1977 draft (first round; Bengals selected DE/DT Eddie Edwards).
July 1, 1970	— Acquired S Caesar Belsler from Kansas City for an undisclosed future draft choice. Belsler, however, did not make the Bengals' regular-season roster, thus no pick was traded.	Sept. 7, 1976	— Acquired an undisclosed future draft choice from Tampa Bay for RB Charlie Davis . The draft choice was later determined to be No. 85 overall in the 1977 draft (fourth round; Bengals selected TE Rick Walker).
Aug. 4, 1970	— Acquired S Kenny Graham from San Diego for an undisclosed future draft choice in 1971 draft. The draft choice was later determined to be No. 119 overall (fifth round; Chargers drafted DE Phil Asack).	March 1, 1977	— Acquired an undisclosed future draft choice from San Diego for WR Chip Myers . The draft choice was later determined to be No. 292 overall in the 1977 draft (11th round; Bengals selected G Joel Parrish).
Aug. 26, 1970	— Acquired QB Virgil Carter from Buffalo for an undisclosed future draft choice. The draft choice was later determined to be No. 145 overall in the 1971 draft (sixth round; Bills selected DE Bill McKinley).	March 16, 1977	— Acquired two undisclosed future draft choices from Denver for S/CB Bernard Jackson . The draft choices were later determined to be No. 83 overall in the 1978 draft (third round; Bengals selected WR/TE Don Bass) and No. 193 overall in the '78 draft (seventh round; Bengals selected OT Danny Bass).
Sept. 2, 1970	— Acquired DT Frank Cornish from Chicago for an undisclosed future draft choice. The draft choice was later determined to be No. 133 overall in the 1972 draft (sixth round; Bears selected LB Bob Pifferini Jr.).	July 21, 1977	— Acquired an undisclosed future draft choice from New Orleans for RB Stan Fritts . Fritts, however, did not make the Saints' regular-season roster, thus no pick was traded.
Oct. 26, 1970	— Acquired an undisclosed future draft choice from the N.Y. Jets for G Dave Middendorf . The draft choice was later determined to be No. 110 overall in the 1971 draft (fifth round; Bengals selected DE Arthur May , who never made the regular-season roster).	July 28, 1977	— Acquired the waiver price of \$100 from Oakland for DT Bob Brown , who had not reported to training camp.
May 7, 1971	— Acquired RB Henry Dyer from Washington for QB Sam Wyche .	Aug. 30, 1977	— Acquired an undisclosed future draft choice from St. Louis for DB Carl Allen . The draft choice was later determined to be No. 293 overall in the 1978 draft (11th round; Bengals selected RB Calvin Prince).
Feb. 1, 1972*	— Acquired G John Shinnors from Baltimore for an undisclosed future draft choice. The draft choice was later determined to be No. 93 overall in 1973 draft (fourth round; Colts traded the pick to Cleveland).	June 26, 1978	— Acquired a first-round draft choice in the 1979 draft from Washington for DE Coy Bacon and CB Lemar Parrish . The draft choice was later determined to be No. 12 overall (Bengals selected RB Charles Alexander).
May 9, 1972	— Acquired LB Bob Bruggers from San Diego for OT Ernie Wright .	July 7, 1978	— Acquired an undisclosed future draft choice from Oakland for LB Ron Pritchard , Pritchard, however, did not make the Raiders' regular-season roster, thus no pick was traded.
Nov. 1, 1972	— Acquired WR Charlie Joiner and LB Ron Pritchard from Houston for RB Paul Robinson and RB Fred Willis .	Aug. 22, 1978	— Acquired an undisclosed future draft choice from Chicago for TE Mike Cobb . The draft choice was later determined to be No. 91 overall in the 1979 draft (fourth round; Bengals selected CB Vaughn Lusby).
April 10, 1973	— Acquired an undisclosed future draft choice from New Orleans for TE Mike Kelly . The draft choice was later determined to be No. 153 overall in the 1974 draft (sixth round; Bengals selected DB William Bryant , who never signed with the Bengals, instead signing with the Houston Texans of the World Football League).	May 30, 1979	— Acquired an undisclosed future draft choice from Tampa Bay for RB Tony Davis . The draft choice was later determined to be No. 159 overall in the 1980 draft (sixth round; Bengals selected LB Andrew Melontree).
July 9, 1973	— Acquired DT Jerry Ellison from Philadelphia for WR Speedy Thomas .	July 16, 1979	— Acquired an undisclosed future draft choice from San Francisco for CB Melvin Morgan . The draft choice was later determined to be No. 167 overall in the 1980 draft (seventh round; Bengals selected LB Ron Simpkins).
Aug. 10, 1973	— Acquired two undisclosed future draft choices from Minnesota for G Steve Lawson and an undisclosed future draft choice. The draft choices Cincinnati received were later determined to be No. 103 overall in the 1974 draft (fourth round; Bengals selected WR Richard Williams) and No. 77 overall in the '75 draft (third round; Bengals selected LB Bo Harris). The draft choice Minnesota received was later determined to be No. 89 overall in the 1975 draft (fourth round; Vikings selected RB Harold [Champ] Henson).	Aug. 23, 1979	— Acquired an undisclosed future draft choice from Washington for WR Dennis Law . Law, however, initially retired after the trade and did not report to the Redskins, then later reported on Nov. 6 and was Active-DNP for one game before being released. However, since Law never played for the Redskins, no pick was traded.
Aug. 22, 1973	— Acquired an undisclosed future draft choice from New England for LB Bill Peterson . The draft choice was later determined to be No. 87 overall of 1974 draft (fourth round; Bengals selected QB Mike Boryla).	Aug. 27, 1979	— Acquired first rights to waived players from San Francisco for RB Lenvil Elliott .
Sept. 7, 1973	— Acquired two undisclosed future draft choices from New Orleans for RB Jess Phillips . The draft choices were later determined to be No. 61 overall in the 1974 draft (third round; Bengals selected G Dave Lapham) and No. 114 overall in the '74 draft (fifth round; Bengals selected RB Haskel Stanback).	March 19, 1980	— Acquired an undisclosed future draft choice from San Francisco for CB Scott Perry . The draft choice was later determined to be No. 230 overall in the 1981 draft (ninth round; Bengals selected RB Samoa Samoa).
Jan. 24, 1974	— Acquired QB Wayne Clark from San Diego for QB Virgil Carter . Carter, however, left San Diego to sign with the Chicago Fire of the World Football League, thus Cincinnati sent RB Reece Morrison to the Chargers on March 7 as compensation.	Aug. 1, 1980	— Acquired an undisclosed future draft choice from the N.Y. Giants for G Greg Fairchild . Fairchild, however, did not make the Giants' regular-season roster, thus no pick was traded.
March 8, 1974	— Acquired two undisclosed future draft choices from Philadelphia for QB Mike Boryla . The draft choices were later determined to be No. 142 overall in the 1975 draft (sixth round; Bengals selected QB Tom Shuman) and No. 11 overall in '76 draft (first round; Bengals selected WR Billy Brooks).	June 19, 1981	— Acquired DE Mel Lunsford from New England for an undisclosed future draft choice. Lunsford, however, did not make the Bengals' regular-season roster, thus no pick was traded.
July 3, 1974	— Acquired an undisclosed future draft choice from Dallas for QB Clint Longley Jr. . The draft choice was later determined to be No. 122 overall in 1975 draft (fifth round; Bengals selected TE/P Jeff West).	Aug. 20, 1982	— Acquired an undisclosed future draft choice from New Orleans for WR/TE Don Bass . The draft choice was later determined to be No. 152 overall in the 1983 draft (sixth round; Bengals selected LB Kiki DeAyala).
July 10, 1974	— Acquired a first-round draft choice in the 1977 draft plus a first-round draft choice and a second-round draft choice in the '78 draft from Philadelphia for LB Bill Bergey . It was determined later that the 1977 first-round draft choice was No. 8 overall (Bengals selected DT Wilson Whitley), the '78 first-round draft choice was No. 8 overall (Bengals selected DE Ross Browner) and the '78 second-round draft choice was No. 35 overall (Bengals selected CB Ray Griffin).	June 2, 1983	— Acquired a first-round draft choice in the 1984 draft from Tampa Bay for QB Jack Thompson . The draft choice was later determined to be No. 1 overall (Bengals traded the pick to New England on 4-4-84).
July 31, 1974	— Acquired an undisclosed future draft choice from Buffalo for DT/DE Steve Chomyszak . The draft choice was later determined to be No. 227 overall in 1975 draft (ninth round; Bengals selected WR Lofell Williams).	June 29, 1983	— Acquired an undisclosed future draft choice from Seattle for C Blair Bush . The draft choice was later determined to be No. 25 overall in the 1985 draft (first round; Bengals selected LB Emmanuel King).
Aug. 21, 1974	— Acquired an undisclosed future draft choice from Atlanta for RB Haskel Stanback and G/C Tom DeLeone . The draft choice was later determined to be No. 55 overall in the 1975 draft (third round; Bengals selected DE Gary Burley).	April 4, 1984	— Acquired two 1984 first-round draft choices, one '84 10th-round choice and one '85 fifth-round choice from New England for the '84 No. 1 overall choice. The two first-round picks Cincinnati received were No. 16 overall (Bengals selected DE Pete Koch) and No. 28 overall (Bengals selected G/OT Brian Blados). The 10th-round pick Cincinnati received was No. 265 overall (Bengals selected RB Brent Ziegler). The 1985 fifth-round pick Cincinnati received was later determined to be No. 129 overall (Bengals selected CB Lee Davis). With the No. 1 overall pick in the 1984 draft, the Patriots selected WR Irving Fryar .
Aug. 28, 1974	— Acquired an undisclosed future draft choice from Buffalo for S Neal Craig . The draft choice was later determined to be No. 97 overall in 1975 draft (fourth round; Bengals selected RB Stan Fritts).	May 29, 1984	— Acquired RB James Brooks from San Diego for FB Pete Johnson .
Aug. 29, 1974	— Acquired cash from New Orleans for WR Richard Williams .	July 24, 1984	— Acquired an undisclosed future draft choice from Tampa Bay for OT Don Swafford . The draft choice was later determined to be No. 148 overall in the 1985 draft (sixth round; Bengals selected OT Eric Stokes).
Sept. 10, 1974	— Acquired \$100 cash from Detroit for WR Tim George .	July 25, 1984	— Acquired an undisclosed future draft choice from the L.A. Rams for QB Jeff Christensen . Christensen, however, did not make the Rams' regular-season roster, thus no pick was traded.
April 18, 1975	— Acquired an undisclosed future draft choice from Kansas City for LB Ken Avery . The draft choice was later determined to be No. 106 overall in the 1976 draft (fourth round; Bengals selected RB Tony Davis).	Aug. 23, 1984	— Acquired an undisclosed future draft choice from Atlanta for DE Gary Burley . The draft choice was later determined to be No. 172 overall in the 1985 draft (seventh round; Bengals selected RB Kim Locklin).
June 11, 1975	— Acquired an undisclosed future draft choice from San Francisco for TE Al Chandler . The draft choice was later determined to be No. 138 overall in the 1976 draft (fifth round; Bengals selected RB Willie Shelby).	Oct. 9, 1984	— Acquired a 1986 first-round draft choice, a third-round draft choice (either an '85 third-rounder or an '86 third-rounder, TBD) and an '87 fifth-round choice from Denver for the rights to LB Ricky Hunley . The 1986 first-round pick was later determined to be No. 21 overall (Bengals selected WR Tim McGee). At the time of the trade, it was known that the third-round choice Cincinnati was to receive was to be either (a) Tampa Bay's 1985 third-round pick, which Denver had possible future rights to, contingent on a deal the Broncos had with the Buccaneers involving QB Steve DeBerg , or (b) Denver's '86 third-round pick. It
June 16, 1975	— Acquired an undisclosed future draft choice from Philadelphia for K Horst Muhlmann . The draft choice was later determined to be No. 69 overall in the 1976 draft (third round; Bengals selected CB Danny Reece , who never made the regular-season roster).		
June 29, 1975	— Acquired QB John Reaves and an undisclosed future draft choice from Philadelphia for QB Wayne Clark and OT Stan Walters . The draft choice was later determined to be No. 38 overall in the 1976 draft (second round; Bengals selected G Glenn Bujnoch).		

(Player history — trades, continued)

- was later determined to be Denver's 1986 third-round pick (No. 78 overall; Bengals selected **S David Fulcher**). The 1987 fifth-round pick was later determined to be No. 139 overall (Bengals selected **P Greg Home**). Hunley had been Cincinnati's 1984 first-round draft choice (No. 7 overall), but he never signed a contract with the Bengals.
- May 6, 1985 — Acquired an undisclosed future draft choice from Miami for QB **Bryan Clark**. Clark, however, did not make the Dolphins' regular-season roster, thus no pick was traded.
- Aug. 26, 1985 — Acquired an undisclosed future draft choice from Green Bay for WR **David Verser**. Verser, however, did not make the Packers' regular-season roster, thus no pick was traded.
- Sept. 4, 1985 — Acquired an undisclosed future draft choice from Green Bay for G/OT **Mike Obrovac**. The draft choice was later determined to be No. 294 overall in the 1986 draft (11th round; Bengals selected LB **Tom Flaherty**).
- Oct. 15, 1985 — Acquired an undisclosed future draft choice from Seattle for TE **Dan Ross**. The draft choice was later determined to be No. 99 overall in the 1986 draft (fourth round; Bengals selected QB **Doug Gaynor**).
- April 2, 1986 — Acquired third-round draft choice in the 1986 draft from Atlanta for QB **Turk Schonert**. The draft pick was No. 58 overall (Bengals selected DE **Jim Skow**).
- May 12, 1986 — Acquired an undisclosed future draft choice from Green Bay for DE **Glen Collins**. Collins, however, did not make the Packers' regular-season roster, thus no pick was traded.
- Aug. 19, 1986 — Acquired **P Jeff Hayes** from Washington for an undisclosed amount of cash.
- Aug. 27, 1986 — Acquired an undisclosed future draft choice from Seattle for OT **Mike Wilson**. The draft choice was later determined to be No. 77 overall in the 1987 draft (third round; Bengals selected DE **Skip McClendon**).
- April 23, 1989* — Acquired a 1989 second-round draft choice, an '89 fourth-round choice and an '89 10th-round choice from Atlanta for the an '89 first-round choice. The second-round pick Cincinnati received was No. 35 overall (Bengals selected FB **Eric Ball**). The fourth-round pick Cincinnati received was No. 89 overall (Bengals selected LB **Kerry Owens**). The 10th-round pick Cincinnati received was No. 256 overall (Bengals selected CB **Cornell Holloway**). The first-round pick Atlanta received was No. 27 overall (Falcons selected WR **Shawn Collins**).
- Aug. 21, 1990 — Acquired CB **Carl Carter** from Phoenix for LB **Chris Chenault**.
- Aug. 27, 1990 — Acquired WR **Reggie Rembert** from the N.Y. Jets for OT **Scott Jones** and LB **Joe Kelly**.
- Sept. 1, 1990 — Acquired CB **Rod (Roderick) Jones** from Tampa Bay for DE **Jim Skow**.
- April 21, 1991* — Acquired a 1991 second-round draft choice and a '91 fourth-round choice from San Francisco for a '91 second-round choice. The second-round pick Cincinnati received was No. 52 overall (Bengals selected DE **Lamar Rogers**). The fourth-round pick Cincinnati received was No. 109 overall (Bengals selected WR **Rob Carpenter**). The second-round pick San Francisco received was No. 45 overall (49ers selected RB **Ricky Watters**).
- April 26, 1992* — Acquired two 1992 first-round draft choices and one third-round choice from Washington for one first-round choice and one third-round choice. The first-round picks Cincinnati received were No. 6 overall (Bengals selected QB **David Klingler**) and No. 28 overall (Bengals selected S **Darryl Williams**). The third-round pick Cincinnati received was No. 84 overall (Bengals selected CB **Leonard Wheeler**). The first-round pick Washington received was No. 4 overall (Redskins selected WR **Desmond Howard**). The third-round pick Washington received was No. 58 overall (Redskins traded pick to Dallas).
- March 17, 1993 — Acquired a 1993 third-round draft choice and a conditional '94 second-round draft choice from the N.Y. Jets for QB **Boomer Esiason**. The third-round pick Cincinnati received was No. 59 overall (Bengals selected LB **Steve Tovar**). It was later determined that Esiason did not meet the performance requirements for the conditional 1994 second-round pick, thus that pick was not traded.
- July 16, 1993 — Acquired an undisclosed future draft choice from the L.A. Raiders for DB **Rickey Dixon**. The draft choice was later determined to be No. 184 overall in the 1994 draft (sixth round; OT **Jerry Reynolds**).
- April 22, 1995* — Acquired a 1995 first-round draft choice from Carolina for a '95 first-round choice and a '95 second-round choice. The first-round pick Cincinnati received was No. 1 overall (Bengals selected RB **Ki-Jana Carter**). The first-round pick Carolina received was No. 5 overall (Panthers selected QB **Kerry Collins**). The second-round pick Carolina received was No. 36 overall (Panthers selected DE **Shawn King**).
- Feb. 26, 1998 — Acquired a 1998 first-round draft choice and a '98 third-round choice from Washington for DT **Dan Wilkinson**. The first-round pick Cincinnati received was No. 17 (Bengals selected LB **Brian Simmons**). The third-round pick Cincinnati received was No. 78 overall (Bengals selected G **Mike Goff**).
- March 26, 1998 — Acquired QB **Paul Justin** from Indianapolis for a 1998 fifth-round draft choice. The fifth-round pick Indianapolis received was No. 135 overall (Colts selected LB **Antony Jordan**).
- April 20, 2002* — Acquired a 2002 third-round draft choice from Carolina for an '02 third-round choice and an '02 fifth-round choice. The third-round pick Cincinnati received was No. 67 overall (Bengals selected TE **Matt Schobel**). The third-round pick Carolina received was No. 73 overall (Panthers selected LB **Will Witherspoon**). The fifth-round pick Carolina received was No. 145 overall (Panthers selected RB **Kyle Johnson**).
- Aug. 31, 2002 — Acquired an undisclosed future draft choice from New Orleans for RB **Curtis Keaton**. The draft choice was later determined to be No. 118 overall in the 2003 draft (fourth round; Bengals selected FB **Jeremi Johnson**).
- Apr. 9, 2004 — Acquired CB **Deltha O'Neal** and a 2004 first-round draft choice from Denver for an '04 first-round choice and an '04 fourth-round choice. The first-round pick Cincinnati received was No. 24 overall (Bengals traded the pick to St. Louis). The fourth-round pick Cincinnati received was No. 117 overall (Bengals selected DE **Robert Geathers**). The first-round pick Denver received was No. 17 overall (Broncos selected LB **D.J. Williams**).
- Apr. 19, 2004 — Acquired a 2004 second-round draft choice from New England for RB **Corey Dillon**. The second-round pick Cincinnati received was No. 56 overall (Bengals selected S/CB **Madieu Williams**).
- April 24, 2004* — Acquired a 2004 first-round draft choice and an '04 fourth-round choice from St. Louis for an '04 first-round choice. The first-round pick Cincinnati received was No. 26 overall (Bengals selected RB **Chris Perry**). The fourth-round pick Cincinnati received was No. 123 overall (Bengals selected G/OT **Stacy Andrews**). The first-round pick St. Louis received was No. 24 overall (the Rams selected RB **Steven Jackson**).
- June 20, 2006 — Acquired an undisclosed future draft choice from St. Louis for QB **Dave Ragone**. Ragone, however, did not make the Rams' regular-season roster, thus no pick was traded.
- Sept. 1, 2007 — Acquired QB **Ryan Fitzpatrick** from St. Louis for an undisclosed future draft choice. The draft choice was later determined to be No. 217 overall in the 2008 draft (seventh round; Rams traded the pick to Green Bay).
- May 7, 2009 — Acquired RB **Brian Leonard** from St. Louis for DT **Orien Harris**.
- Sept. 4, 2010 — Acquired S **Reggie Nelson** from Jacksonville for CB **David Jones** and a conditional future draft choice. The draft choice was later determined to be No. 228 overall in the 2012 draft (seventh round; Jaguars selected DT **Jeris Pendleton**).
- July 29, 2011 — Acquired undisclosed future draft choices from New England for WR **Chad Johnson**. The draft choices were later determined to be No. 166 overall in the 2012 draft (fifth round; Bengals selected WR **Marvin Jones**) and No. 197 overall in the '13 draft (sixth round; Bengals selected WR **Cobi Hamilton**).
- Aug. 23, 2011 — Acquired S **Taylor Mays** from San Francisco for an undisclosed future draft choice. The draft choice was later determined to be No. 227 overall in the 2013 draft (seventh round; 49ers traded the pick to Cleveland).
- Aug. 29, 2011 — Acquired CB **Kelly Jennings** from Seattle for DT **Clinton McDonald**.
- Oct. 18, 2011 — Acquired a 2012 first-round draft choice and a '13 second-round choice from Oakland for QB **Carson Palmer**. The first-round pick Cincinnati received was later determined to be No. 17 overall (Bengals selected CB **Dre Kirkpatrick**). The second-round pick Cincinnati received was later determined to be No. 37 overall (Bengals selected RB **Giovani Bernard**).
- April 12, 2012 — Acquired a 2012 fifth-round draft choice from the N.Y. Giants for LB **Keith Rivers**. The draft choice was No. 167 overall (Bengals selected S **George Iloka**).
- April 26, 2012* — Acquired a 2012 first-round draft choice and a '12 third-round choice from New England for a '12 first-round choice. The first-round pick Cincinnati received was No. 27 overall (Bengals selected G **Kevin Zeitler**). The third-round pick Cincinnati received was No. 93 overall (Bengals selected DT **Brandon Thompson**). The first-round pick New England received was No. 21 overall (Patriots selected DE **Chandler Jones**).
- May 10, 2014* — Acquired a 2014 fourth-round draft choice from Seattle for a '14 fourth-round choice and a '14 sixth-round choice. The fourth-round pick Cincinnati received was No. 111 overall (Bengals selected C **Russell Bodine**). The fourth-round pick Seattle received was No. 123 overall (Seahawks selected WR **Kevin Norwood**). The sixth-round pick Seattle received was No. 199 overall (Seahawks selected OT **Garrett Scott**).
- April 11, 2017 — Acquired DE **Chris Smith** from Jacksonville for a conditional 2018 draft choice (TBD).
- April 28, 2017* — Acquired a 2017 second-round draft choice and a '17 fourth-round choice from Minnesota for a '17 second-round choice. The second-round pick Cincinnati received was No. 48 overall (Bengals selected RB **Joe Mixon**). The fourth-round pick Cincinnati received was No. 128 overall (Bengals selected WR **Josh Malone**). The second-round pick Minnesota received was No. 41 overall (Vikings selected RB **Dalvin Cook**).
- April 29, 2017* — Acquired a 2017 sixth-round draft choice from Tennessee for a '17 sixth-round choice and a '17 seventh-round choice. The sixth-round pick Cincinnati received was No. 207 overall (Bengals selected DB **Brandon Wilson**). The sixth-round pick Tennessee received was No. 217 overall (Titans selected G **Corey Levin**). The seventh-round pick Tennessee received was No. 227 overall (Titans selected LB **Josh Carraway**).

PLAYER HISTORY — DRAFTS

1968 AFL EXPANSION DRAFT JAN. 21

Table with columns: PLAYER, POS., COLLEGE, AFL TEAM. Lists 40 players drafted by the Bengals in 1968, including Dan Archer, Estes Banks, Joe Bellino, etc.

NOTES: On Jan. 21, the Bengals selected 40 players in an expansion draft, taking five from each AFL team except Miami (the Dolphins were exempt because they had their inaugural season themselves just two years earlier in 1966). An asterisk (*) denotes a player who made the Bengals' all-time roster.

1968 AFL/NFL DRAFT JAN. 30-31

Table with columns: RD., PLAYER, POS., COLLEGE, SEL. #. Lists 177 players drafted in 1968, including Bob Johnson, Bill Staley, Tom Smiley, etc.

1969 AFL/NFL DRAFT JAN. 28-29

Table with columns: RD., PLAYER, POS., COLLEGE, SEL. #. Lists 17 players drafted in 1969, including Greg Cook, Bill Bergey, Speedy Thomas, etc.

1970 NFL DRAFT JAN. 27-28

Table with columns: RD., PLAYER, POS., COLLEGE, SEL. #. Lists 17 players drafted in 1970, including Mike Reid, Ron Carpenter, Chip Bennett, etc.

1971 NFL DRAFT JAN. 28-29

Table with columns: RD., PLAYER, POS., COLLEGE, SEL. #. Lists 17 players drafted in 1971, including Vernon Holland, Steve Lawson, Ken Anderson, etc.

1972 NFL DRAFT FEB. 1-2

Table with columns: RD., PLAYER, POS., COLLEGE, SEL. #. Lists 17 players drafted in 1972, including Sherman White, Tommy Casanova, Jim LeClair, etc.

1973 NFL DRAFT JAN. 30-31

Table with columns: RD., PLAYER, POS., COLLEGE, SEL. #. Lists 17 players drafted in 1973, including Isaac Curtis, Al Chandler, Tim George, etc.

(Player history — drafts, continued)

1974 NFL DRAFT JAN. 29-30

Table with columns: RD., PLAYER, POS., COLLEGE, SEL. #. Lists draft picks from 1974, including Bill Kollar, Charlie Davis, Dave Lapham, etc.

*NOTE: The Bengals selected QB Clint Longley Jr. in the first round of the 1974 NFL Supplemental Draft. Longley was later traded to Dallas on 7-3-74.

1975 NFL DRAFT JAN. 28-29

Table with columns: RD., PLAYER, POS., COLLEGE, SEL. #. Lists draft picks from 1975, including Glenn Cameron, Al Kreviss, Gary Burley, etc.

1976 NFL DRAFT APRIL 8-9

Table with columns: RD., PLAYER, POS., COLLEGE, SEL. #. Lists draft picks from 1976, including Billy Brooks, Archie Griffin, Glenn Bujnoch, etc.

1977 NFL DRAFT MAY 3-4

Table with columns: RD., PLAYER, POS., COLLEGE, SEL. #. Lists draft picks from 1977, including Eddie Edwards, Wilson Whitley, Mike Cobb, etc.

1978 NFL DRAFT MAY 2-3

Table with columns: RD., PLAYER, POS., COLLEGE, SEL. #. Lists draft picks from 1978, including Ross Browner, Blair Bush, Ray Griffin, etc.

1979 NFL DRAFT MAY 3-4

Table with columns: RD., PLAYER, POS., COLLEGE, SEL. #. Lists draft picks from 1979, including Jack Thompson, Charles Alexander, Dan Ross, etc.

1980 NFL DRAFT APRIL 29-30

Table with columns: RD., PLAYER, POS., COLLEGE, SEL. #. Lists draft picks from 1980, including Anthony Munoz, Kirby Criswell, Rod Horn, etc.

*NOTE: The Bengals had the No. 280 overall choice in Round 11 but passed, allowing Baltimore to move from No. 281 to 280.

1981 NFL DRAFT APRIL 28-29

Table with columns: RD., PLAYER, POS., COLLEGE, SEL. #. Lists draft picks from 1981, including David Verser, Cris Collinsworth, John Simmons, etc.

1982 NFL DRAFT APRIL 27-28

Table with columns: RD., PLAYER, POS., COLLEGE, SEL. #. Lists draft picks from 1982, including Glen Collins, Emanuel Weaver, Rodney Holman, etc.

1983 NFL DRAFT APRIL 26-27

Table with columns: RD., PLAYER, POS., COLLEGE, SEL. #. Lists draft picks from 1983, including Dave Rrimington, Ray Horton, Jimmy Turner, etc.

1984 NFL DRAFT MAY 1-2

Table with columns: RD., PLAYER, POS., COLLEGE, SEL. #. Lists draft picks from 1984, including (acquired from Tampa Bay), Ricky Hunley, Pete Koch, etc.

*NOTE: On June 5, the NFL held a supplemental draft for college seniors who had been eligible for the league's common draft a month earlier but had already signed a contract with a pro team in either the USFL or the CFL and thus were not selected by an NFL team in that common draft.

In the supplemental draft, NFL teams obtained the rights to 84 of those players (76 USFL and eight CFL). The Bengals drafted three of them: QB Wayne Peace (had signed with the Tampa Bay Bandits of the USFL), RB Bill Johnson (Denver Gold, USFL) and LB Tom Kilkenny (Chicago Blitz, USFL). Of those three, only Johnson later joined the Bengals (in 1985), and he went on to make the team's all-time roster (played from '85-'87).

(Player history — drafts, continued)

1985 NFL DRAFT APRIL 30-MAY 1

Table with 4 columns: RD., PLAYER, POS., COLLEGE, SEL. #. Lists draft picks from 1a to 12.

*NOTE: The Bengals had the No. 295 overall choice in Round 11 but passed, allowing New England to move from No. 296 to 295.

1986 NFL DRAFT APRIL 29-30

Table with 4 columns: RD., PLAYER, POS., COLLEGE, SEL. #. Lists draft picks from 1a to 12.

1987 NFL DRAFT APRIL 28-29

Table with 4 columns: RD., PLAYER, POS., COLLEGE, SEL. #. Lists draft picks from 1 to 12.

1988 NFL DRAFT APRIL 24-25

Table with 4 columns: RD., PLAYER, POS., COLLEGE, SEL. #. Lists draft picks from 1 to 12.

1989 NFL DRAFT APRIL 23-24

Table with 4 columns: RD., PLAYER, POS., COLLEGE, SEL. #. Lists draft picks from 1 to 12.

1990 NFL DRAFT APRIL 22-23

Table with 4 columns: RD., PLAYER, POS., COLLEGE, SEL. #. Lists draft picks from 1 to 12.

1991 NFL DRAFT APRIL 21-22

Table with 4 columns: RD., PLAYER, POS., COLLEGE, SEL. #. Lists draft picks from 1 to 12.

1992 NFL DRAFT APRIL 26-27

Table with 4 columns: RD., PLAYER, POS., COLLEGE, SEL. #. Lists draft picks from 1 to 12.

1993 NFL DRAFT APRIL 25-26

Table with 4 columns: RD., PLAYER, POS., COLLEGE, SEL. #. Lists draft picks from 1 to 8.

1994 NFL DRAFT APRIL 24-25

Table with 4 columns: RD., PLAYER, POS., COLLEGE, SEL. #. Lists draft picks from 1 to 7.

*NOTE: The Bengals received one compensatory pick (No. 86).

1995 NFL DRAFT APRIL 22-23

Table with 4 columns: RD., PLAYER, POS., COLLEGE, SEL. #. Lists draft picks from 1 to 7.

1996 NFL DRAFT APRIL 20-21

Table with 4 columns: RD., PLAYER, POS., COLLEGE, SEL. #. Lists draft picks from 1 to 7.

1997 NFL DRAFT APRIL 19-20

Table with 4 columns: RD., PLAYER, POS., COLLEGE, SEL. #. Lists draft picks from 1 to 7.

1998 NFL DRAFT APRIL 18-19

Table with 4 columns: RD., PLAYER, POS., COLLEGE, SEL. #. Lists draft picks from 1a to 7b.

1999 NFL DRAFT APRIL 17-18

Table with 4 columns: RD., PLAYER, POS., COLLEGE, SEL. #. Lists draft picks from 1 to 7c.

2000 NFL DRAFT APRIL 15-16

Table with 4 columns: RD., PLAYER, POS., COLLEGE, SEL. #. Lists draft picks from 1 to 7.

2001 NFL DRAFT APRIL 21-22

Table with 4 columns: RD., PLAYER, POS., COLLEGE, SEL. #. Lists draft picks from 1 to 7.

2002 NFL DRAFT APRIL 20-21

Table with 4 columns: RD., PLAYER, POS., COLLEGE, SEL. #. Lists draft picks from 1 to 7.

(Player history — drafts, continued)

2003 NFL DRAFT APRIL 26-27

Table with 4 columns: RD., PLAYER, POS., COLLEGE, SEL. #. Lists draft picks for the 2003 NFL Draft, including Carson Palmer, Eric Steinbach, Kelley Washington, etc.

*NOTE: The Bengals received one compensatory pick (No. 259).

2004 NFL DRAFT APRIL 24-25

Table with 4 columns: RD., PLAYER, POS., COLLEGE, SEL. #. Lists draft picks for the 2004 NFL Draft, including Chris Perry, Keiwan Ratliff, Madieu Williams, etc.

*NOTE: The Bengals received one compensatory pick (No. 96).

2005 NFL DRAFT APRIL 23-24

Table with 4 columns: RD., PLAYER, POS., COLLEGE, SEL. #. Lists draft picks for the 2005 NFL Draft, including David Pollack, Odell Thurman, Chris Henry, etc.

2006 NFL DRAFT APRIL 29-30

Table with 4 columns: RD., PLAYER, POS., COLLEGE, SEL. #. Lists draft picks for the 2006 NFL Draft, including Johnathan Joseph, Andrew Whitworth, Frostee Rucker, etc.

*NOTE: The Bengals received the No. 209 overall pick from Houston as compensation for the Texans signing restricted free agent WR Kevin Walter (Bengals did not exercise right of first refusal for Texans offer sheet signed on 3-18-06). The Bengals selected LB Ahmad Brooks in the third round of the 2006 NFL Supplemental Draft, thus surrendering their '07 third-round pick in the common draft.

2007 NFL DRAFT APRIL 28-29

Table with 4 columns: RD., PLAYER, POS., COLLEGE, SEL. #. Lists draft picks for the 2007 NFL Draft, including Leon Hall, Kenny Irons, Marvin White, etc.

*NOTE: The Bengals received one compensatory pick (No. 253).

2008 NFL DRAFT APRIL 26-27

Table with 4 columns: RD., PLAYER, POS., COLLEGE, SEL. #. Lists draft picks for the 2008 NFL Draft, including Keith Rivers, Jerome Simpson, Pat Sims, etc.

*NOTE: The Bengals received four compensatory picks (Nos. 97, 207, 244 and 246).

2009 NFL DRAFT APRIL 25-26

Table with 4 columns: RD., PLAYER, POS., COLLEGE, SEL. #. Lists draft picks for the 2009 NFL Draft, including Andre Smith, Rey Mauluga, Michael Johnson, etc.

*NOTE: The Bengals received four compensatory picks (Nos. 98, 209, 249 and 252).

2010 NFL DRAFT APRIL 22-24

Table with 4 columns: RD., PLAYER, POS., COLLEGE, SEL. #. Lists draft picks for the 2010 NFL Draft, including Jermaine Gresham, Carlos Dunlap, Jordan Shipley, etc.

*NOTE: The Bengals received two compensatory picks (Nos. 96 and 131).

2011 NFL DRAFT APRIL 28-30

Table with 4 columns: RD., PLAYER, POS., COLLEGE, SEL. #. Lists draft picks for the 2011 NFL Draft, including A.J. Green, Andy Dalton, Dontay Moch, etc.

*NOTE: The Bengals received one compensatory pick (No. 246).

2012 NFL DRAFT APRIL 26-28

Table with 4 columns: RD., PLAYER, POS., COLLEGE, SEL. #. Lists draft picks for the 2012 NFL Draft, including Dre Kirkpatrick, Kevin Zeitler, Devon Still, etc.

*NOTE: The Bengals received four compensatory picks (Nos. 138, 176, 217 and 251).

2013 NFL DRAFT APRIL 25-27

Table with 4 columns: RD., PLAYER, POS., COLLEGE, SEL. #. Lists draft picks for the 2013 NFL Draft, including Tyler Eifert, Giovanni Bernard, Margus Hunt, etc.

*NOTE: The Bengals received two compensatory picks (Nos. 240 and 251).

2014 NFL DRAFT MAY 8-10

Table with 4 columns: RD., PLAYER, POS., COLLEGE, SEL. #. Lists draft picks for the 2014 NFL Draft, including Darqueze Dennard, Jeremy Hill, Will Clarke, etc.

*NOTE: The Bengals received two compensatory picks (Nos. 212 and 252).

2015 NFL DRAFT APRIL 30-MAY 2

Table with 4 columns: RD., PLAYER, POS., COLLEGE, SEL. #. Lists draft picks for the 2015 NFL Draft, including Cedric Ogbuehi, Jake Fisher, Tyler Kroft, etc.

*NOTE: The Bengals received two compensatory picks (Nos. 99 and 135).

2016 NFL DRAFT APRIL 28-30

Table with 4 columns: RD., PLAYER, POS., COLLEGE, SEL. #. Lists draft picks for the 2016 NFL Draft, including William Jackson, Tyler Boyd, Nick Vigil, etc.

2017 NFL DRAFT APRIL 27-29

Table with 4 columns: RD., PLAYER, POS., COLLEGE, SEL. #. Lists draft picks for the 2017 NFL Draft, including John Ross, Joe Mixon, Jordan Willis, etc.

*NOTE: The Bengals received four compensatory picks (Nos. 138, 176, 217 and 251).

1969 STATISTICS

RECORD: 4-9-1

HEAD COACH: PAUL BROWN

DATE	W-L	SCORE	OPPONENT	ATTENDANCE
9-14-69	W	27-21	MIAMI	25,335
9-21-69	W	34-20	SAN DIEGO	26,243
9-28-69	W	24-19	KANSAS CITY	27,812
10-4-69	L	14-21	at San Diego	52,748
10-12-69	L	7-21	N.Y. JETS	27,927
10-19-69	L	23-30	DENVER	27,920
10-26-69	L	22-42	at Kansas City	50,934
11-2-69	W	31-17	OAKLAND	27,927
11-9-69	T	31-31	at Houston	45,298
11-16-69	L	14-25	BOSTON	25,913
11-23-69	L	7-40	at N.Y. Jets	62,128
11-30-69	L	13-16	at Buffalo	35,122
12-7-69	L	17-37	at Oakland	54,427
12-14-69	L	16-27	at Denver	42,198

TEAM STATISTICS	BENGALS	OPPONENTS
TOTAL FIRST DOWNS	172	278
Rushing	66	135
Passing	95	130
Penalty	11	13
3rd Down: Made-Att	—	—
3rd Down Pct.	—	—
4th Down: Made-Att	—	—
4th Down Pct.	—	—
POSSESSION AVG.	(NA)	(NA)
TOTAL NET YARDS	3868	5337
Avg. Per Game	276.3	381.2
Total Plays	728	935
Avg. Per Play	5.3	5.7
NET YARDS RUSHING	1523	2651
Avg. Per Game	108.8	189.4
Total Rushes	363	523
NET YARDS PASSING	2345	2686
Avg. Per Game	167.5	191.9
Sacked-Yards Lost	57-375	16-180
Gross Yards	2720	2866
Att.-Completions	308-163	396-205
Completion Pct.	52.9	51.8
Had Intercepted	15	21
PUNTS-AVG.	85-38.8	55-41.4
Net Punting Avg.	—	—
PENALTIES-YARDS	50-556	72-824
FUMBLES-BALLS LOST	30-25	19-16
TOUCHDOWNS	33	42
Rushing	10	13
Passing	22	24
Returns	1	5

SCORE BY PERIODS	1	2	3	4	OT	PTS
BENGALS	48	92	72	68	(NA)	280
OPPONENTS	78	130	68	91	(NA)	367

SCORING	TD	TD-R	TD-P	TD-Rt	K-PAT	FG	S	PTS
Horst Muhlmann	0	0	0	0	32-33	16-24	0	80
Bob Trumpy	9	0	9	0	—	—	0	54
Eric Crabtree	7	0	7	0	—	—	0	42
Paul Robinson	4	4	0	0	—	—	0	24
Speedy Thomas	4	1	3	0	—	—	0	24
Jess Phillips	3	3	0	0	—	—	0	18
Chip Myers	2	0	2	0	—	—	0	12
Greg Cook	1	1	0	0	—	—	0	6
Bruce Coslet	1	0	1	0	—	—	0	6
Harry Gunner	1	0	0	1	—	—	0	6
Sam Wyche	1	1	0	0	—	—	0	6
(team)	—	—	—	—	—	—	1	2
BENGALS	33	10	22	1	32-33	16-24	1	280
OPPONENTS	42	13	24	5	41-42	24-46	1	367

Two-point conversions: None. BENGALS 0-0, OPPONENTS 0-0.

RUSHING	ATT	YDS	AVG	LG	TD
Jess Phillips	118	578	4.9	83	3
Paul Robinson	160	489	3.1	24	4
Greg Cook	25	148	5.9	30	1
Sam Wyche	12	107	8.9	22	1
Clem Turner	23	105	4.6	34	0
Essex Johnson	15	54	3.6	13	0
Dale Livingston	1	18	18.0	18	0
Speedy Thomas	4	16	4.0	16t	1
Ron Lamb	5	8	1.6	7	0
BENGALS	363	1523	4.2	83	10
OPPONENTS	523	2651	5.1	80t	13

RECEIVING	REC	YDS	AVG	LG	TD
Eric Crabtree	40	855	21.4	73t	7
Bob Trumpy	37	835	22.6	80t	9
Speedy Thomas	33	481	14.6	62	3
Paul Robinson	20	104	5.2	25	0
Jess Phillips	13	128	9.8	31	0
Chip Myers	10	205	20.5	50	2
Clem Turner	5	14	2.8	8	0
Ken Riley	2	15	7.5	17	0
Tommie Smith	1	41	41.0	41	0
Bruce Coslet	1	39	39.0	39t	1
Essex Johnson	1	3	3.0	3	0
BENGALS	163	2720	16.7	80t	22
OPPONENTS	205	2866	14.0	71	24

INTERCEPTIONS	NO	YDS	AVG	LG	TD
Fletcher Smith	4	67	16.8	29	0
Bobby Hunt	4	66	16.5	27	0
Ken Riley	4	66	16.5	66	0
Bill Peterson	4	23	5.8	17	0
Bill Bergey	2	62	31.0	58	0
Harry Gunner	1	70	70.0	70t	1
Al Beauchamp	1	8	8.0	8	0
John Guillory	1	0	0.0	0	0
BENGALS	21	362	17.2	70t	1
OPPONENTS	15	239	16.0	53	0

PUNTING	NO	YDS	AVG	NET	TB	IN-20	LG	BLK.
Dale Livingston	70	2769	39.6	—	5	—	55	1
Terry Swanson	12	459	38.3	—	1	—	55	0
Horst Muhlmann	2	38	19.0	—	0	—	38	1
Ron Lamb	1	29	29.0	—	0	—	29	0
BENGALS	85	3295	38.8	—	6	—	55	2
OPPONENTS	55	2275	41.4	—	—	—	57	—

PUNT RETURNS	NO	FC	YDS	AVG	LG	TD
Essex Johnson	17	6	85	5.0	17	0
Speedy Thomas	4	3	15	3.8	12	0
Al Coleman	1	0	0	0.0	0	0
John Guillory	1	0	0	0.0	0	0
Charlie King	0	0	35	—	35	0
Jack Gehrke	0	1	0	—	0	0
BENGALS	23	10	135	5.9	35	0
OPPONENTS	39	—	297	7.6	—	0

KICKOFF RETURNS	NO	YDS	AVG	LG	TD
Essex Johnson	16	362	22.6	51	0
Ken Riley	14	334	23.9	40	0
John Guillory	8	170	21.3	28	0
Paul Robinson	5	168	33.6	74	0
Ron Lamb	5	64	12.8	19	0
Jess Phillips	3	52	17.3	29	0
Clem Turner	3	15	5.0	13	0
Harry Gunner	1	0	0.0	0	0
BENGALS	55	1165	21.2	74	0
OPPONENTS	39	1065	27.3	105t	1

FIELD GOALS	1-19	20-29	30-39	40-49	50+
Horst Muhlmann	6-6	5-5	3-4	1-3	1-6
BENGALS	6-6	5-5	3-4	1-3	1-6

Horst Muhlmann: (21G, 21G), (17G, 59B, 50N, 23G), (38G), (50B), (51N, 47N), (10G), (35G, 27G), (16G, 37N), (18G), (55N), (—), (16G, 45N, 26G), (50G), (30G, 14G, 43G).

PASSING	ATT	CMP	YDS	CMP%	YDS/ATT	TD	TD%	INT	INT%	LG	SKD-YDS	RAT
Greg Cook	197	106	1854	53.8	9.41	15	7.6	11	5.6	78t	29-195	88.3
Sam Wyche	108	54	838	50.0	7.76	7	6.5	4	3.7	80t	28-180	82.3
Dale Livingston	2	2	15	100.0	7.50	0	0.0	0	0.0	17	0-0	97.9
Jack Gehrke	1	1	13	100.0	13.00	0	0.0	0	0.0	13	0-0	118.8
BENGALS	308	163	2720	52.9	8.83	22	7.1	15	4.9	80t	57-375	86.5
OPPONENTS	396	205	2866	51.8	7.24	24	6.1	21	5.3	71	16-180	73.5

USUAL STARTERS

OFFENSE		DEFENSE	
WR	Eric Crabtree	LDE	Royce Berry
LOT	Ernie Wright	LDT	Andy Rice
LG	Ernie Park	RDT	Bill Staley
C	Bob Johnson	RDE	Steve Chomyszak
RG	Pat Matson,	LLB	Al Beauchamp
	Guy Dennis	MLB	Bill Bergey
ROT	Howard Fest	RLB	Bill Peterson
TE	Bob Trumpy	LCB	Fletcher Smith
WR	Speedy Thomas	RCB	Ken Riley
QB	Greg Cook	LS	Al Coleman
RB	Paul Robinson	RS	Bobby Hunt
RB	Jess Phillips		

DEFENSE	ST	AT	TT	SKS-YDS	INT-YDS	PD	FF	FR-YDS
(NA)**)	—	—	—	—	—	—	—	—

* NOTE: Time of possession was not recorded until 1977.
 ** NOTE: Overtime was not employed for regular-season games in the AFL.
 *** NOTE: Regular-season defensive statistics were not kept regularly until 1976.

1970 STATISTICS

RECORD: 8-6-0

HEAD COACH: PAUL BROWN
(BENGALS WON AFC CENTRAL DIVISION; SEE POSTSEASON
PORTION OF TEAM HISTORY SECTION FOR POSTSEASON STATS)

DATE	W-L	SCORE	OPPONENT	ATTENDANCE
9-20-70	W	31-21	OAKLAND	56,616
9-27-70	L	3-38	at Detroit	58,202
10-4-70	L	13-20	HOUSTON	55,094
10-11-70	L	27-30	at Cleveland	83,520
10-18-70	L	19-27	KANSAS CITY	57,265
10-25-70	L	0-20	at Washington	50,415
11-2-70	L	10-21	at Pittsburgh	38,968
11-8-70	W	43-14	at Buffalo	43,587
11-15-70	W	14-10	CLEVELAND	60,007
11-22-70	W	34-7	PITTSBURGH	59,276
11-29-70	W	26-6	NEW ORLEANS	59,342
12-6-70	W	17-14	at San Diego	41,461
12-13-70	W	30-20	at Houston	34,435
12-20-70	W	45-7	BOSTON	60,157

TEAM STATISTICS	BENGALS	OPPONENTS
TOTAL FIRST DOWNS	210	236
Rushing	100	87
Passing	97	131
Penalty	13	18
3rd Down: Made-Att	—	—
3rd Down Pct.	—	—
4th Down: Made-Att	—	—
4th Down Pct.	—	—
POSSESSION AVG.	(*NA)	(*NA)
TOTAL NET YARDS	3927	4178
Avg. Per Game	280.5	298.4
Total Plays	831	874
Avg. Per Play	4.7	4.8
NET YARDS RUSHING	2057	1543
Avg. Per Game	146.9	110.2
Total Rushes	461	418
NET YARDS PASSING	1870	2635
Avg. Per Game	133.6	188.2
Sacked-Yards Lost	31-227	28-250
Gross Yards	2097	2885
Att.-Completions	339-172	428-209
Completion Pct.	50.7	48.8
Had Intercepted	11	23
PUNTS-AVG.	79-46.2	80-43.8
Net Punting Avg.	—	—
PENALTIES-YARDS	71-831	81-784
FUMBLES-BALLS LOST	22-12	28-16
TOUCHDOWNS	34	31
Rushing	16	11
Passing	12	18
Returns	6	2

SCORE BY PERIODS	1	2	3	4	OT	PTS
BENGALS	56	111	85	60	(*NA)	312
OPPONENTS	49	82	52	72	(*NA)	255

SCORING	TD	TD-R	TD-P	TD-Rt	PAT	FG	S	PTS
Horst Muhlmann	0	0	0	0	33-33	25-37	0	108
Paul Robinson	7	6	1	0	—	—	0	42
Jess Phillips	5	4	1	0	—	—	0	30
Essex Johnson	4	2	2	0	—	—	0	24
Lemar Parrish	3	0	0	3	—	—	0	18
Royce Berry	2	0	0	2	—	—	0	12
Virgil Carter	2	2	0	0	—	—	0	12
Eric Crabtree	2	0	2	0	—	—	0	12
Speedy Thomas	2	0	2	0	—	—	0	12
Bob Trumphy	2	0	2	0	—	—	0	12
Sam Wyche	2	2	0	0	—	—	0	12
Al Beauchamp	1	0	0	1	—	—	0	6
Bruce Coslet	1	0	1	0	—	—	0	6
Chip Myers	1	0	1	0	—	—	0	6
BENGALS	34	16	12	6	33-34	25-37	0	312
OPPONENTS	31	11	18	2	31-31	12-24	1	255

Two-point conversions: (NA**).

PASSING	ATT	CMP	YDS	CMP%	YDS/ATT	TD	TD%	INT	INT%	LG	SKD-YDS	RAT
Virgil Carter	278	143	1647	51.4	5.92	9	3.2	9	3.2	56t	21-154	66.9
Sam Wyche	57	26	411	45.6	7.21	3	5.3	2	3.5	51t	10-73	73.1
Dave Lewis	4	3	39	75.0	9.75	0	0.0	0	0.0	18	0-0	105.2
BENGALS	339	172	2097	50.7	6.19	12	3.5	11	3.2	56t	31-227	68.4
OPPONENTS	428	209	2885	48.8	6.74	18	4.2	23	5.4	87t	28-250	62.5

RUSHING	ATT	YDS	AVG	LG	TD
Jess Phillips	163	648	4.0	76t	4
Paul Robinson	149	622	4.2	26t	6
Essex Johnson	65	273	4.2	26	2
Virgil Carter	34	246	7.2	73	2
Sam Wyche	19	118	6.2	23	2
Doug Dressler	18	77	4.3	17	0
Ron Lamb	6	35	5.8	16	0
Eric Crabtree	3	23	7.7	16	0
Dave Lewis	2	8	4.0	7	0
Speedy Thomas	2	7	3.5	13	0
BENGALS	461	2057	4.5	76t	16
OPPONENTS	418	1543	3.7	36	11

RECEIVING	REC	YDS	AVG	LG	TD
Chip Myers	32	542	16.9	56t	1
Jess Phillips	31	124	4.0	17	1
Bob Trumphy	29	480	16.6	53t	2
Speedy Thomas	21	257	12.2	27	2
Eric Crabtree	19	231	12.2	29	2
Paul Robinson	17	175	10.3	27	1
Essex Johnson	15	190	12.7	51t	2
Bruce Coslet	8	98	12.3	24	1
BENGALS	172	2097	12.2	56t	12
OPPONENTS	209	2885	13.8	87t	18

INTERCEPTIONS	NO	YDS	AVG	LG	TD
Lemar Parrish	5	28	5.6	19	0
Ken Riley	4	17	4.3	14	0
Ken Dyer	3	45	15.0	22	0
Bill Bergery	3	35	11.7	26	0
Kenny Graham	3	31	10.3	31	0
Fletcher Smith	3	17	5.7	17	0
Ken Avery	1	5	5.0	5	0
Al Beauchamp	1	2	2.0	2	0
BENGALS	23	180	7.8	31	0
OPPONENTS	11	150	13.6	37	0

PUNTING	NO	YDS	AVG	NET	TB	IN-20	LG	BLK.
Dave Lewis	79	3651	46.2	—	9	—	63	0
BENGALS	79	3651	46.2	—	9	—	63	0
OPPONENTS	80	3505	43.8	—	—	—	61	—

PUNT RETURNS	NO	FC	YDS	AVG	LG	TD
Lemar Parrish	23	15	194	8.4	79t	1
Essex Johnson	7	1	72	10.3	36	0
Speedy Thomas	4	10	20	5.0	11	0
Kenny Graham	1	2	41	41.0	41	0
Paul Robinson	1	0	0	0.0	0	0
Fletcher Smith	1	0	0	0.0	0	0
BENGALS	37	28	327	8.8	79t	1
OPPONENTS	48	11	392	8.2	63t	2

KICKOFF RETURNS	NO	YDS	AVG	LG	TD
Lemar Parrish	16	482	30.1	95t	1
Paul Robinson	14	363	25.9	36	0
Essex Johnson	3	68	22.7	31	0
Doug Dressler	4	48	12.0	22	0
Ron Lamb	2	41	20.5	21	0
BENGALS	39	1002	25.7	95t	1
OPPONENTS	33	774	23.5	51	0

FIELD GOALS	1-19	20-29	30-39	40-49	50+
Horst Muhlmann	4-4	5-7	9-11	3-9	4-6
BENGALS	4-4	5-7	9-11	3-9	4-6
Horst Muhlmann: (43N, 38G, 51N), (35G), (51G, 36G, 23B), (23G, 39N, 50G), (35N, 42G, 22N, 47N, 50G), (52N), (43G, 47N), (36G, 43G, 22G, 30G, 13G), (—), (13G, 17G), (11G, 35G, 34G, 22G, 49N), (45N, 40B, 53G), (25G, 30G, 25G), (37G).					

USUAL STARTERS			
OFFENSE		DEFENSE	
WR	Eric Crabtree,	LDE	Royce Berry
	Chip Myers	LDT	Mike Reid
LOT	Ernie Wright	RDT	Steve Chomyszak
LG	Rufus Mayes	RDE	Ron Carpenter
C	Bob Johnson	LLB	Al Beauchamp
RG	Pat Matson	MLB	Bill Bergery
ROT	Mike Wilson	RLB	Ken Avery
TE	Bob Trumphy	LCB	Lemar Parrish
WR	Speedy Thomas	RCB	Ken Riley
QB	Virgil Carter	LS	Fletcher Smith
RB	Paul Robinson	RS	Ken Dyer,
RB	Jess Phillips		Al Coleman

DEFENSE	ST	AT	TT	SKS-YDS	INT-YDS	PD	FF	FR-YDS
(NA*)	—	—	—	—	—	—	—	—

* NOTE: Time of possession was not recorded until 1977.

** NOTE: Overtime was not employed for regular-season games in the NFL until 1974.

*** NOTE: The two-point conversion was not instituted in the NFL until 1994.

^ NOTE: Regular-season defensive statistics were not kept regularly until 1976.

1971 STATISTICS

RECORD: 4-10-0

HEAD COACH: PAUL BROWN

DATE	W-L	SCORE	OPPONENT	ATTENDANCE
9-19-71	W	37-14	PHILADELPHIA	55,880
9-26-71	L	10-21	at Pittsburgh	48,448
10-3-71	L	17-20	at Green Bay	56,263
10-10-71	L	13-23	MIAMI	60,099
10-17-71	L	24-27	CLEVELAND	60,284
10-24-71	L	27-31	at Oakland	54,699
10-31-71	L	6-10	at Houston	37,947
11-7-71	L	6-9	ATLANTA	59,604
11-14-71	W	24-10	at Denver	51,200
11-21-71	W	28-13	HOUSTON	59,390
11-28-71	W	31-0	SAN DIEGO	59,580
12-5-71	L	27-31	at Cleveland	82,705
12-12-71	L	13-21	PITTSBURGH	60,022
12-19-71	L	21-35	at N.Y. Jets	63,151

TEAM STATISTICS	BENGALS	OPPONENTS
TOTAL FIRST DOWNS	236	213
Rushing	109	93
Passing	115	102
Penalty	12	18
3rd Down: Made-Att	—	—
3rd Down Pct.	—	—
4th Down: Made-Att	—	—
4th Down Pct.	—	—
POSSESSION AVG.	(NA)	(NA)
TOTAL NET YARDS	4266	3906
Avg. Per Game	304.7	279.0
Total Plays	867	811
Avg. Per Play	4.9	4.8
NET YARDS RUSHING	2142	1778
Avg. Per Game	153.0	127.0
Total Rushes	462	446
NET YARDS PASSING	2124	2128
Avg. Per Game	151.7	152.0
Sacked-Yards Lost	40-303	30-254
Gross Yards	2427	2382
Att.-Completions	365-214	335-157
Completion Pct.	58.6	46.9
Had Intercepted	11	27
PUNTS-AVG.	73-44.7	73-40.9
Net Punting Avg.	—	—
PENALTIES-YARDS	82-921	72-722
FUMBLES-BALLS LOST	29-12	21-12
TOUCHDOWNS	32	32
Rushing	14	11
Passing	15	19
Returns	3	2

SCORE BY PERIODS	1	2	3	4	OT	PTS
BENGALS	58	64	91	71	(**NA)	284
OPPONENTS	44	71	48	102	(**NA)	265

SCORING	TD	TD-R	DD	TD-R1	PAT	FG	S	PTS
Horst Muhlmann	0	0	0	0	31-31	20-36	0	91
Fred Willis	7	7	0	0	—	—	0	42
Essex Johnson	6	4	2	0	—	—	0	36
Bruce Coslet	4	0	4	0	—	—	0	24
Bob Trumpy	3	0	3	0	—	—	0	18
Eric Crabtree	2	0	2	0	—	—	0	12
Lemar Parrish	2	0	0	2	—	—	0	12
Speedy Thomas	2	0	2	0	—	—	0	12
Ken Anderson	1	1	0	0	—	—	0	6
Al Beauchamp	1	0	0	1	—	—	0	6
Doug Dressler	1	1	0	0	—	—	0	6
Chip Myers	1	0	1	0	—	—	0	6
Jess Phillips	1	0	1	0	—	—	0	6
Paul Robinson	1	1	0	0	—	—	0	6
Virgil Carter	0	0	0	0	^1	—	0	1
BENGALS	32	14	15	3	32-32	20-36	0	284
OPPONENTS	32	11	19	2	31-32	14-22	0	265

*PAT scored on a run.

Two-point conversions: (NA**).

PASSING	ATT	CMP	YDS	CMP%	YDS/ATT	TD	TD%	INT	INT%	LG	SKD-YDS	RAT
Virgil Carter	222	138	1624	62.2	7.32	10	4.5	7	3.2	90t	13-122	86.2
Ken Anderson	131	72	777	55.0	5.93	5	3.8	4	3.1	44	23-159	72.6
Dave Lewis	10	3	18	30.0	1.80	0	0.0	0	0.0	13	4-22	39.6
Fred Willis	2	1	8	50.0	4.00	0	0.0	0	0.0	8	0-0	60.4
BENGALS	365	214	2427	58.6	6.65	15	4.1	11	3.0	90t	40-303	79.8
OPPONENTS	335	157	2382	46.9	7.11	19	5.7	27	8.1	74t	30-254	56.1

RUSHING	ATT	YDS	AVG	LG	TD
Fred Willis	135	590	4.4	36	7
Essex Johnson	85	522	6.1	86t	4
Jess Phillips	94	420	4.5	31	0
Paul Robinson	49	213	4.3	17	1
Doug Dressler	54	204	3.8	13	1
Ken Anderson	22	125	5.7	16	1
Virgil Carter	8	42	5.3	19	0
Ron Lamb	5	13	2.6	7	0
Sandy Durko	1	7	7.0	7	0
Dave Lewis	6	6	1.0	9	0
Eric Crabtree	1	1	1.0	1	0
Speedy Thomas	2	-1	-0.5	0	0
BENGALS	462	2142	4.6	86t	14
OPPONENTS	446	1778	4.0	63t	11

RECEIVING	REC	YDS	AVG	LG	TD
Bob Trumpy	40	531	13.3	44	3
Chip Myers	27	286	10.6	20	1
Fred Willis	24	223	9.3	29	0
Speedy Thomas	22	327	14.9	90t	2
Jess Phillips	22	125	5.7	19	1
Bruce Coslet	21	356	17.0	71t	4
Doug Dressler	19	145	7.6	26	0
Essex Johnson	14	258	18.4	67t	2
Eric Crabtree	14	102	7.3	22	2
Paul Robinson	8	47	5.9	16	0
Ed Marshall	2	18	9.0	10	0
Mike Kelly	1	9	9.0	9	0
BENGALS	214	2427	11.3	90t	15
OPPONENTS	157	2382	15.2	74t	19

INTERCEPTIONS	NO	YDS	AVG	LG	TD
Lemar Parrish	7	105	15.0	65t	1
Al Beauchamp	6	53	8.8	18t	1
Ken Riley	5	22	4.4	21	0
Sandy Durko	4	46	11.5	25	0
Bill Bergey	1	16	16.0	16	0
Bill Peterson	1	16	16.0	16	0
Al Coleman	1	15	15.0	15	0
Neal Craig	1	0	0.0	0	0
Fletcher Smith	1	0	0.0	0	0
BENGALS	27	273	10.1	65t	2
OPPONENTS	11	219	19.9	48t	1

PUNTING	NO	YDS	AVG	NET	TB	IN-20	LG	BLK.
Dave Lewis	72	3229	44.8	—	8	—	56	0
Doug Dressler	1	34	34.0	—	0	—	34	0
BENGALS	73	3263	44.7	—	8	—	56	0
OPPONENTS	73	2988	40.9	—	—	—	—	—

PUNT RETURNS	NO	FC	YDS	AVG	LG	TD
Lemar Parrish	12	9	93	7.8	47	0
Sandy Durko	6	11	14	2.3	7	0
Speedy Thomas	4	4	10	2.5	7	0
Essex Johnson	3	5	28	9.3	14	0
BENGALS	25	29	145	5.8	47	0
OPPONENTS	41	—	304	7.4	—	1

KICKOFF RETURNS	NO	YDS	AVG	LG	TD
Paul Robinson	18	335	18.6	37	0
Lemar Parrish	13	296	22.8	30	0
Fred Willis	4	81	20.3	32	0
Jess Phillips	2	49	24.5	31	0
Ron Lamb	2	42	21.0	25	0
Essex Johnson	2	40	20.0	21	0
Doug Dressler	1	20	20.0	20	0
Mike Kelly	1	0	0.0	0	0
BENGALS	43	863	20.1	37	0
OPPONENTS	39	1024	26.3	—	0

FIELD GOALS	1-19	20-29	30-39	40-49	50+
Horst Muhlmann	6-6	5-8	4-9	4-10	1-3
BENGALS	6-6	5-8	4-9	4-10	1-3
Horst Muhlmann:	(26G, 34N, 36G, 35G), (45N, 33G, 51N), (26G), (16G, 27N, 9G), (12G), (11G, 37B, 36G), (45G, 46G, 27N, 32N), (30N, 51G, 24G), (14G, 48N), (—), (40G, 35N, 43N), (52N, 46G, 24G), (27N, 18G, 22G), (43N, 49N, 44N).				

USUAL STARTERS			
OFFENSE		DEFENSE	
WR	Eric Crabtree, Chip Myers	LDE	Royce Berry
LOT	Ernie Wright, Rufus Mayes	LDT	Mike Reid
LG	Howard Fest	RDT	Steve Chomyszak
C	Bob Johnson	RDE	Ron Carpenter
RG	Pat Matson	LLB	Al Beauchamp
ROT	Vernon Holland	MLB	Bill Bergey
TE	Bob Trumpy, Bruce Coslet	RLB	Ken Avery
WR	Speedy Thomas, Bob Trumpy	LCB	Lemar Parrish
QB	Virgil Carter	RCB	Ken Riley
RB	Paul Robinson	LS	Fletcher Smith, Neal Craig
RB	Jess Phillips	RS	Sandy Durko

DEFENSE	ST	AT	TT	SKS-YDS	INT-YDS	PD	FF	FR-YDS
(NA**)	—	—	—	—	—	—	—	—

* NOTE: Time of possession was not recorded until 1977.

** NOTE: Overtime was not employed for regular-season games in the NFL until 1974.

*** NOTE: The two-point conversion was not instituted in the NFL until 1994.

^^ NOTE: Regular-season defensive statistics were not kept regularly until 1976.

1972 STATISTICS

RECORD: 8-6-0

HEAD COACH: PAUL BROWN

DATE	W-L	SCORE	OPPONENT	ATTENDANCE
9-17-72	W	31-7	at New England	60,999
9-24-72	W	15-10	PITTSBURGH	54,292
10-1-72	L	6-27	at Cleveland	81,564
10-8-72	W	21-10	DENVER	55,812
10-15-72	W	23-16	at Kansas City	79,068
10-22-72	L	12-15	at Los Angeles	73,385
10-29-72	W	30-7	HOUSTON	59,409
11-5-72	L	17-40	at Pittsburgh	50,350
11-12-72	L	14-20	OAKLAND	59,485
11-19-72	L	19-20	BALTIMORE	49,512
11-26-72	W	13-3	at Chicago	55,701
12-3-72	W	13-10	N.Y. GIANTS	59,523
12-9-72	L	24-27	CLEVELAND	59,524
12-17-72	W	61-17	at Houston	32,482

TEAM STATISTICS	BENGALS	OPPONENTS
TOTAL FIRST DOWNS	255	207
Rushing	112	98
Passing	122	92
Penalty	21	17
3rd Down: Made-Att	—	—
3rd Down Pct.	—	—
4th Down: Made-Att	—	—
4th Down Pct.	—	—
POSSESSION AVG.	(NA)	(NA)
TOTAL NET YARDS	4317	3552
Avg. Per Game	308.4	253.7
Total Plays	899	794
Avg. Per Play	4.8	4.5
NET YARDS RUSHING	1996	1815
Avg. Per Game	142.6	129.6
Total Rushes	491	406
NET YARDS PASSING	2321	1737
Avg. Per Game	165.8	124.1
Sacked-Yards Lost	24-192	38-296
Gross Yards	2513	2033
Att.-Completions	384-219	350-167
Completion Pct.	57.0	47.7
Had Intercepted	11	20
PUNTS-AVG.	66-42.1	84-42.4
Net Punting Avg.	—	—
PENALTIES-YARDS	76-738	69-581
FUMBLES-BALLS LOST	28-18	30-9
TOUCHDOWNS	31	24
Rushing	16	11
Passing	10	11
Returns	5	2

SCORE BY PERIODS	1	2	3	4	OT	PTS
BENGALS	36	62	99	102	(**NA)	299
OPPONENTS	37	79	42	71	(**NA)	229

SCORING	TD	TD-R	TD-RI	PAT	FG	S	PTS
Horst Muhlmann	0	0	0	30-31	27-40	0	111
Doug Dressler	7	6	1	0	—	0	42
Essex Johnson	6	4	2	0	—	0	36
Ken Anderson	3	3	0	0	—	0	18
Chip Myers	3	0	3	0	—	0	18
Lemar Parrish	3	0	0	3	—	0	18
Virgil Carter	2	2	0	0	—	0	12
Bob Trumphy	2	0	2	0	—	0	12
Tommy Casanova	1	0	0	1	—	0	6
Bruce Coslet	1	0	1	0	—	0	6
Neal Craig	1	0	0	1	—	0	6
Jess Phillips	1	1	0	0	—	0	6
Speedy Thomas	1	0	1	0	—	0	6
Sherman White	0	0	0	0	—	1	2
BENGALS	31	16	10	5	30-31	27-40	299
OPPONENTS	24	11	11	2	23-24	20-29	229

Two-point conversions: (NA***).

PASSING	ATT	CMP	YDS	CMP%	YDS/ATT	TD	TD%	INT	INT%	LG	SKD-YDS	RAT
Ken Anderson	301	171	1918	56.8	6.37	7	2.3	7	2.3	65t	18-155	74.0
Virgil Carter	82	47	579	57.3	7.06	3	3.7	4	4.9	36	6-37	71.1
Fred Willis	1	1	16	100.0	16.00	0	0.0	0	0.0	16	0-0	118.8
BENGALS	384	219	2513	57.0	6.54	10	2.6	11	2.9	65t	24-192	73.6
OPPONENTS	350	167	2033	47.7	5.81	11	3.1	20	5.7	68	38-296	52.7

RUSHING	ATT	YDS	AVG	LG	TD
Essex Johnson	212	825	3.9	19	4
Doug Dressler	128	565	4.4	43t	6
Jess Phillips	48	207	4.3	20	1
Fred Willis	42	127	3.0	12	0
Ken Anderson	22	94	4.3	18	3
Paul Robinson	21	94	4.5	15	0
Virgil Carter	12	57	4.8	14	2
Dave Lewis	1	15	15.0	15	0
Steve Conley	3	8	2.7	5	0
Charlie Joiner	1	2	2.0	2	0
Reece Morrison	1	2	2.0	2	0
BENGALS	491	1996	4.1	43t	16
OPPONENTS	406	1815	4.5	41	11

RECEIVING	REC	YDS	AVG	LG	TD
Chip Myers	57	792	13.9	42	3
Bob Trumphy	44	500	11.4	38	2
Doug Dressler	39	348	8.9	33	1
Essex Johnson	29	420	14.5	65t	2
Speedy Thomas	17	171	10.1	18	1
Jess Phillips	10	50	5.0	15	0
Fred Willis	9	46	5.1	10	0
Charlie Joiner	8	133	16.6	25	0
Bruce Coslet	5	48	9.6	17	1
Drew Bue	1	5	5.0	5	0
BENGALS	219	2513	11.5	65t	10
OPPONENTS	167	2033	12.2	68t	11

INTERCEPTIONS	NO	YDS	AVG	LG	TD
Tommy Casanova	5	108	21.6	33	0
Lemar Parrish	5	90	18.0	33t	2
Doug Adams	3	44	14.7	19	0
Ken Riley	3	0	0.0	0	0
Neal Craig	2	76	38.0	63t	1
Al Beauchamp	1	8	8.0	8	0
Bernard Jackson	1	0	0.0	0	0
BENGALS	20	326	16.3	63t	3
OPPONENTS	11	70	6.4	28	0

PUNTING	NO	YDS	AVG	NET	TB	IN-20	LG	BLK.
Dave Lewis	66	2777	42.1	—	6	—	60	0
BENGALS	66	2777	42.1	—	6	—	60	0
OPPONENTS	84	3559	42.4	—	—	—	62	0

PUNT RETURNS	NO	FC	YDS	AVG	LG	TD
Tommy Casanova	30	19	289	9.6	66t	1
Lemar Parrish	15	2	141	9.4	51t	1
Essex Johnson	2	0	7	3.5	7	0
BENGALS	47	21	437	9.3	66t	2
OPPONENTS	26	16	152	5.8	54	0

KICKOFF RETURNS	NO	YDS	AVG	LG	TD
Bernard Jackson	21	509	24.2	62	0
Lemar Parrish	15	348	23.2	45	0
Charlie Joiner	5	88	17.6	25	0
Tommy Casanova	1	34	34.0	34	0
Dave Lewis	1	15	15.0	15	0
Essex Johnson	1	13	13.0	13	0
Guy Dennis	1	11	11.0	11	0
Mike Kelly	1	0	0.0	0	0
BENGALS	46	1018	22.1	62	0
OPPONENTS	44	984	22.4	34	0

FIELD GOALS	1-19	20-29	30-39	40-49	50+
Horst Muhlmann	6-7	6-10	9-12	5-8	1-3
BENGALS	6-7	6-10	9-12	5-8	1-3

Horst Muhlmann: (51B, 38G), (32G, 20G, 32G, 34G, 41G), (14G, 26G, 28N, 30N), (49N), (46G, 16G, 12G), (25G, 26N, 21N, 17N), (10G, 42G, 33G), (37G), (21B, 35B), (25G, 40G), (39G, 14G, 39N), (50N, 27G, 40N, 47N, 18G), (31G), (51G, 46G, 24G, 32G).

USUAL STARTERS

OFFENSE		DEFENSE	
WR	Speedy Thomas	LDE	Royce Berry
LOT	Stan Walters	LDT	Mike Reid
LG	Howard Fest	RDT	Steve Chomyszak
C	Bob Johnson	RDE	Sherman White
RG	Pat Matson	LLB	Al Beauchamp
ROT	Vernon Holland	MLB	Bill Bergey
TE	Bob Trumphy	RLB	Ken Avery
WR	Chip Myers	LCB	Lemar Parrish
QB	Ken Anderson	RCB	Ken Riley
RB	Essex Johnson	LS	Neal Craig
RB	Doug Dressler	RS	Tommy Casanova

DEFENSE	ST	AT	TT	SKS-YDS	INT-YDS	PD	FF	FR-YDS
(NA*)	—	—	—	—	—	—	—	—

* NOTE: Time of possession was not recorded until 1977.

** NOTE: Overtime was not employed for regular-season games in the NFL until 1974.

*** NOTE: The two-point conversion was not instituted in the NFL until 1994.

^ NOTE: Regular-season defensive statistics were not kept regularly until 1976.

1973 STATISTICS

RECORD: 10-4-0

HEAD COACH: PAUL BROWN
(BENGALS WON AFC CENTRAL DIVISION; SEE POSTSEASON
PORTION OF TEAM HISTORY SECTION FOR POSTSEASON STATS)

DATE	W-L	SCORE	OPPONENT	ATTENDANCE
9-16-73	L	10-28	at Denver	49,059
9-23-73	W	24-10	HOUSTON	51,823
9-30-73	W	20-13	at San Diego	46,733
10-7-73	L	10-17	at Cleveland	70,805
10-14-73	W	19-7	PITTSBURGH	55,819
10-21-73	W	14-6	KANSAS CITY	56,397
10-28-73	L	13-20	at Pittsburgh	45,761
11-4-73	L	10-38	at Dallas	54,944
11-11-73	W	16-13	at Buffalo	76,927
11-18-73	W	20-14	N.Y. JETS	55,745
11-25-73	W	42-24	ST. LOUIS	50,918
12-2-73	W	27-0	MINNESOTA	57,859
12-9-73	W	34-17	CLEVELAND	58,266
12-16-73	W	27-24	at Houston	21,955

TEAM STATISTICS	BENGALS	OPPONENTS
TOTAL FIRST DOWNS	252	219
Rushing	124	109
Passing	108	97
Penalty	20	13
3rd Down: Made-Att.	—	—
3rd Down Pct.	—	—
4th Down: Made-Att.	—	—
4th Down Pct.	—	—
POSSESSION AVG.	(*NA)	(*NA)
TOTAL NET YARDS	4512	3705
Avg. Per Game	322.3	264.6
Total Plays	871	840
Avg. Per Play	5.2	4.4
NET YARDS RUSHING	2236	1807
Avg. Per Game	159.7	129.1
Total Rushes	515	459
NET YARDS PASSING	2276	1898
Avg. Per Game	162.6	135.6
Sacked-Yards Lost	24-163	43-342
Gross Yards	2439	2240
Att.-Completions	332-180	338-182
Completion Pct.	54.2	53.8
Had Intercepted	12	18
PUNTS-AVG.	68-41.0	77-41.7
Net Punting Avg.	—	—
PENALTIES-YARDS	83-799	78-710
FUMBLES-BALLS LOST	25-14	31-16
TOUCHDOWNS	32	27
Rushing	13	15
Passing	18	9
Returns	1	3

SCORE BY PERIODS	1	2	3	4	OT	PTS
BENGALS	39	100	79	68	(*NA)	286
OPPONENTS	50	61	58	62	(*NA)	231

SCORING	TD	TD-R	TD-P	TD-Rt	PAT	FG	S	PTS
Horst Muhlmann	0	0	0	0	31-32	21-31	0	94
Isaac Curtis	9	0	9	0	—	—	0	54
Boobie Clark	8	8	0	0	—	—	0	48
Essex Johnson	7	4	3	0	—	—	0	42
Bob Trumpy	5	0	5	0	—	—	0	30
Lenvil Elliott	2	1	1	0	—	—	0	12
Lemar Parrish	1	0	0	1	—	—	0	6
BENGALS	32	13	18	1	31-32	21-31	0	286
OPPONENTS	27	15	9	3	27-27	14-23	0	231

Two-point conversions: (NA**).

PASSING	ATT	CMP	YDS	CMP%	YDS/ATT	TD	TD%	INT	INT%	LG	SKD-YDS	RAT
Ken Anderson	329	179	2428	54.4	7.38	18	5.5	12	3.6	78t	24-163	81.2
Greg Cook	3	1	11	33.3	3.67	0	0.0	0	0.0	11	0-0	45.1
BENGALS	332	180	2439	54.2	7.35	18	5.4	12	3.6	78t	24-163	80.9
OPPONENTS	338	182	2240	53.8	6.63	9	2.7	18	5.3	67	43-342	61.3

RUSHING	ATT	YDS	AVG	LG	TD
Essex Johnson	195	997	5.1	46	4
Boobie Clark	254	988	3.9	26	8
Lenvil Elliott	22	122	5.5	15	1
Ken Anderson	26	97	3.7	17	0
Joe Wilson	10	39	3.9	11	0
Reece Morrison	3	11	3.7	8	0
Dave Lewis	3	-7	-2.3	5	0
Isaac Curtis	2	-11	-5.5	1	0
BENGALS	515	2236	4.3	46	13
OPPONENTS	459	1807	3.9	52	15

RECEIVING	REC	YDS	AVG	LG	TD
Isaac Curtis	45	843	18.7	77t	9
Boobie Clark	45	347	7.7	39	0
Bob Trumpy	29	435	15.0	53	5
Essex Johnson	28	356	12.7	78t	3
Charlie Joiner	13	214	16.5	26	0
Bruce Coslet	9	123	13.7	18	0
Chip Myers	7	77	11.0	18	0
Tim George	2	28	14.0	19	0
Lenvil Elliott	1	12	12.0	12t	1
Reece Morrison	1	4	4.0	4	0
BENGALS	180	2439	13.6	78t	18
OPPONENTS	182	2240	12.3	67	9

INTERCEPTIONS	NO	YDS	AVG	LG	TD
Tommy Casanova	4	33	8.3	16	0
Bill Bergey	3	50	16.7	22	0
Al Beauchamp	3	4	1.3	4	0
Neal Craig	2	52	26.0	30	0
Lemar Parrish	2	10	5.0	10	0
Ken Riley	2	2	1.0	5	0
Ken Avery	1	15	15.0	15	0
Bernard Jackson	1	0	0.0	0	0
BENGALS	18	166	9.2	30	0
OPPONENTS	12	198	16.5	37	1

PUNTING	NO	YDS	AVG	NET	TB	IN-20	LG	BLK.
Dave Lewis	68	2790	41.0	—	4	—	60	0
BENGALS	68	2790	41.0	—	4	—	60	0
OPPONENTS	77	3214	41.7	—	—	—	—	—

PUNT RETURNS	NO	FC	YDS	AVG	LG	TD
Lemar Parrish	25	1	200	8.0	47	0
Tommy Casanova	15	6	119	7.9	27	0
Lyle Blackwood	4	5	12	3.0	4	0
Dave Lewis	1	2	2	2.0	2	0
BENGALS	45	14	333	7.4	47	0
OPPONENTS	27	—	123	4.6	—	0

KICKOFF RETURNS	NO	YDS	AVG	LG	TD
Bernard Jackson	21	520	24.8	41	0
Joe Wilson	8	173	21.6	27	0
Lemar Parrish	7	143	20.4	29	0
Dave Lewis	2	40	20.0	27	0
Bruce Coslet	1	0	0.0	0	0
BENGALS	39	876	22.5	41	0
OPPONENTS	42	1170	27.9	103t	1

FIELD GOALS	1-19	20-29	30-39	40-49	50+
Horst Muhlmann	5-5	6-7	5-9	4-6	1-4
BENGALS	5-5	6-7	5-9	4-6	1-4

Horst Muhlmann: (21G), (39N, 27G, 51N), (42N, 34N, 26N), (38G), (41G, 20G, 52N, 20G, 19G), (32N, 57N), (41G, 17G), (29G), (35G, 33N, 36G, 47N, 33G), (16G, 51G), (—), (22G, 38G), (45G, 10G), (40G, 11G).

USUAL STARTERS

OFFENSE		DEFENSE	
WR	Tim George,	LDE	Royce Berry
	Charlie Joiner,	LDT	Mike Reid
	Chip Myers	RDT	Ron Carpenter
LOT	Rufus Mayes	RDE	Sherman White
LG	Howard Fest	LLB	Al Beauchamp
C	Bob Johnson	MLB	Bill Bergey
RG	Pat Matson	RLB	Ron Pritchard
ROT	Vernon Holland	LCB	Lemar Parrish
TE	Bob Trumpy	RCB	Ken Riley
WR	Isaac Curtis	LS	Neal Craig
QB	Ken Anderson	RS	Tommy Casanova
HB	Essex Johnson		
FB	Boobie Clark		

DEFENSE	ST	AT	TT	SKS-YDS	INT-YDS	PD	FF	FR-YDS
(NA*)	—	—	—	—	—	—	—	—

* NOTE: Time of possession was not recorded until 1977.
 ** NOTE: Overtime was not employed for regular-season games in the NFL until 1974.
 *** NOTE: The two-point conversion was not instituted in the NFL until 1994.
 ^ NOTE: Regular-season defensive statistics were not kept regularly until 1976.

1974 STATISTICS

RECORD: 7-7-0

HEAD COACH: PAUL BROWN

DATE	W-L	SCORE	OPPONENT	ATTENDANCE
9-15-74	W	33-7	CLEVELAND	53,113
9-22-74	L	17-20	SAN DIEGO	51,178
9-29-74	W	21-3	at San Francisco	49,895
10-6-74	W	28-17	WASHINGTON	56,175
10-13-74	W	34-24	at Cleveland	70,897
10-20-74	L	27-30	at Oakland	51,821
10-27-74	L	21-34	HOUSTON	55,434
11-3-74	W	24-14	at Baltimore	36,110
11-10-74	W	17-10	PITTSBURGH	57,532
11-17-74	L	3-20	at Houston	44,054
11-24-74	W	33-6	KANSAS CITY	49,777
12-2-74	L	3-24	at Miami	71,962
12-8-74	L	19-23	DETROIT	45,159
12-14-74	L	3-27	at Pittsburgh	42,878

TEAM STATISTICS	BENGALS	OPPONENTS
TOTAL FIRST DOWNS	260	256
Rushing	115	127
Passing	131	109
Penalty	14	20
3rd Down: Made-Att	—	—
3rd Down Pct.	—	—
4th Down: Made-Att	—	—
4th Down Pct.	—	—
POSSESSION AVG.	(NA)	(NA)
TOTAL NET YARDS	4489	3942
Avg. Per Game	320.6	281.6
Total Plays	835	892
Avg. Per Play	5.4	4.4
NET YARDS RUSHING	1978	2152
Avg. Per Game	141.3	153.7
Total Rushes	445	497
NET YARDS PASSING	2511	1790
Avg. Per Game	179.4	127.9
Sacked-Yards Lost	37-293	36-320
Gross Yards	2804	2110
Att.-Completions	353-224	359-186
Completion Pct.	63.5	51.8
Had Intercepted	13	9
PUNTS-AVG.	66-40.9	81-37.8
Net Punting Avg.	—	—
PENALTIES-YARDS	78-653	77-640
FUMBLES-BALLS LOST	27-18	23-11
TOUCHDOWNS	36	30
Rushing	14	16
Passing	18	13
Returns	4	1

SCORE BY PERIODS	1	2	3	4	OT	PTS
BENGALS	50	95	60	78	0	283
OPPONENTS	37	63	70	89	0	259

SCORING	TD	TD-R	TD-P	TD-RT	PAT	FG	S	PTS
Horst Muhlmann	0	0	0	0	32-35	11-18	0	65
Isaac Curtis	10	0	10	0	—	—	0	60
Boobie Clark	6	5	1	0	—	—	0	36
Ed Williams	4	3	1	0	—	—	0	24
Lemar Parrish	3	0	0	3	—	—	0	18
Ken Anderson	2	2	0	0	—	—	0	12
Doug Dressler	2	2	0	0	—	—	0	12
Lenvil Elliott	2	1	1	0	—	—	0	12
Bob Trumpy	2	0	2	0	—	—	0	12
Wayne Clark	1	1	0	0	—	—	0	6
Essex Johnson	1	0	1	0	—	—	0	6
Charlie Joiner	1	0	1	0	—	—	0	6
Bob Maddox	1	0	0	1	—	—	0	6
Chip Myers	1	0	1	0	—	—	0	6
Ron Carpenter	0	0	0	0	—	—	1	2
BENGALS	36	14	18	4	32-36	11-18	1	283
OPPONENTS	30	16	13	1	28-30	17-22	0	259

Two-point conversions: (NA**).

PASSING	ATT	CMP	YDS	CMP%	YDS/ATT	TD	TD%	INT	INT%	LG	SKD-YDS	RAT
Ken Anderson	328	213	2667	64.9	8.13	18	5.5	10	3.0	77t	36-292	95.7
Wayne Clark	22	9	98	40.9	4.45	0	0.0	3	13.6	19	1-1	15.2
Dave Green	2	1	22	50.0	11.00	0	0.0	0	0.0	22	0-0	89.6
Lenvil Elliott	1	1	17	100.0	17.00	0	0.0	0	0.0	17	0-0	118.8
BENGALS	353	224	2804	63.5	7.94	18	5.1	13	3.7	77t	37-293	89.7
OPPONENTS	359	186	2110	51.8	5.88	13	3.6	9	2.5	64	36-320	71.4

RUSHING	ATT	YDS	AVG	LG	TD
Charlie Davis	72	375	5.2	29	0
Lenvil Elliott	68	345	5.1	26	1
Ken Anderson	43	314	7.3	20	2
Boobie Clark	99	312	3.2	22	5
Doug Dressler	72	255	3.5	17	2
Ed Williams	58	238	4.1	18	3
Isaac Curtis	8	62	7.8	20	0
Essex Johnson	19	44	2.3	11	0
Charlie Joiner	4	20	5.0	8	0
Wayne Clark	1	8	8.0	8t	1
John McDaniel	1	5	5.0	5	0
BENGALS	445	1978	4.4	29	14
OPPONENTS	497	2152	4.3	54	16

RECEIVING	REC	YDS	AVG	LG	TD
Chip Myers	32	383	12.0	22	1
Isaac Curtis	30	633	21.1	77t	10
Doug Dressler	29	196	6.8	23	0
Charlie Joiner	24	390	16.3	65t	1
Boobie Clark	23	194	8.4	23	1
Bob Trumpy	21	330	15.7	41	2
Charlie Davis	19	171	9.0	32	0
Lenvil Elliott	18	187	10.4	28t	1
Ed Williams	13	98	7.5	19t	1
Essex Johnson	8	85	10.6	27t	1
John McDaniel	2	79	39.5	60	0
Bruce Coslet	2	24	12.0	18	0
Bernard Jackson	1	22	22.0	22	0
Al Chandler	1	9	9.0	9	0
Bob Johnson	1	3	3.0	3	0
BENGALS	224	2804	12.5	77t	18
OPPONENTS	186	2110	11.3	64	13

INTERCEPTIONS	NO	YDS	AVG	LG	TD
Ken Riley	5	33	6.6	19	0
Tommy Casanova	2	26	13.0	26	0
Al Beauchamp	1	34	34.0	34	0
Bernard Jackson	1	17	17.0	17	0
BENGALS	9	110	12.2	34	0
OPPONENTS	13	140	10.8	40	0

PUNTING	NO	YDS	AVG	NET	TB	IN-20	LG	BLK.
Dave Green	66	2701	40.9	—	10	—	53	0
BENGALS	66	2701	40.9	—	10	—	53	0
OPPONENTS	81	3061	37.8	—	—	—	—	—

PUNT RETURNS	NO	FC	YDS	AVG	LG	TD
Tommy Casanova	24	2	265	11.0	74	0
Lemar Parrish	18	1	338	18.8	90t	2
Lyle Blackwood	10	3	29	2.9	11	0
BENGALS	52	6	632	12.2	90t	2
OPPONENTS	41	—	457	11.1	—	0

KICKOFF RETURNS	NO	YDS	AVG	LG	TD
Bernard Jackson	29	682	23.5	45	0
Charlie Davis	12	243	20.3	28	0
John McDaniel	3	64	21.3	24	0
Tommy Casanova	1	48	48.0	48	0
Lemar Parrish	2	36	18.0	21	0
Ed Williams	2	33	16.5	22	0
Doug Dressler	3	32	10.7	18	0
Lyle Blackwood	1	17	17.0	17	0
Lenvil Elliott	1	2	2.0	2	0
BENGALS	54	1157	21.4	48	0
OPPONENTS	55	1198	21.8	—	0

FIELD GOALS	1-19	20-29	30-39	40-49	50+
Horst Muhlmann	1-1	2-2	5-9	3-6	0-0
BENGALS	1-1	2-2	5-9	3-6	0-0

Horst Muhlmann: (32G), (34N, 34G), (—), (—), (45N), (—), (—), (40B, 18G, 33B), (30G), (28G, 46N), (39N), (29G), (42G, 34G, 40G, 47G), (38B, 32G).

USUAL STARTERS

OFFENSE		DEFENSE	
WR	Isaac Curtis	LDE	Ken Johnson
LOT	Rufus Mayes	LDT	Mike Reid
LG	Howard Fest	RDT	Ron Carpenter
C	Bob Johnson	RDE	Sherman White
RG	John Shinnars,	LLB	Al Beauchamp
	Pat Matson	MLB	Doug Adams,
ROT	Stan Walters		Jim LeClair,
TE	Bob Trumpy		Ken Avery
WR	Charlie Joiner	RLB	Ron Pritchard
QB	Ken Anderson	LCB	Lemar Parrish
RB	Charlie Davis	RCB	Ken Riley
RB	Boobie Clark	LS	Bernard Jackson
		RS	Tommy Casanova

DEFENSE	ST	AT	TT	SKS-YDS	INT-YDS	PD	FF	FR-YDS
(NA**)	—	—	—	—	—	—	—	—

* NOTE: Time of possession was not recorded until 1977.

** NOTE: The two-point conversion was not instituted in the NFL until 1994.

*** NOTE: Regular-season defensive statistics were not kept regularly until 1976.

1975 STATISTICS

RECORD: 11-3-0

HEAD COACH: PAUL BROWN
(BENGALS WERE WILD CARD QUALIFIER; SEE POSTSEASON
PORTION OF TEAM HISTORY SECTION FOR POSTSEASON STATS)

DATE	W-L	SCORE	OPPONENT	ATTENDANCE
9-21-75	W	24-17	CLEVELAND	52,874
9-28-75	W	21-0	at New Orleans	52,531
10-5-75	W	21-19	at Houston	45,321
10-12-75	W	27-10	NEW ENGLAND	51,220
10-19-75	W	14-10	OAKLAND	48,122
10-26-75	W	21-14	at Atlanta	45,811
11-2-75	L	24-30	PITTSBURGH	58,418
11-9-75	W	17-16	at Denver	49,919
11-17-75	W	33-24	BUFFALO	56,666
11-23-75	L	23-35	at Cleveland	56,427
11-30-75	W	23-19	HOUSTON	46,128
12-7-75	W	31-0	at Philadelphia	56,984
12-13-75	L	14-35	at Pittsburgh	48,889
12-21-75	W	47-17	SAN DIEGO	46,474

TEAM STATISTICS	BENGALS	OPPONENTS
TOTAL FIRST DOWNS	295	241
Rushing	107	115
Passing	166	107
Penalty	22	19
3rd Down: Made-Att	—	—
3rd Down Pct.	—	—
4th Down: Made-Att	—	—
4th Down Pct.	—	—
POSSESSION AVG.	(*NA)	(*NA)
TOTAL NET YARDS	5060	3923
Avg. Per Game	361.4	280.2
Total Plays	966	889
Avg. Per Play	5.2	4.4
NET YARDS RUSHING	1819	2194
Avg. Per Game	129.9	156.7
Total Rushes	499	473
NET YARDS PASSING	3241	1729
Avg. Per Game	231.5	123.5
Sacked-Yards Lost	34-256	27-272
Gross Yards	3497	2001
Att.-Completions	433-255	389-175
Completion Pct.	58.9	45.0
Had Intercepted	14	22
PUNTS-AVG.	68-39.0	77-40.9
Net Punting Avg.	—	—
PENALTIES-YARDS	88-783	91-824
FUMBLES-BALLS LOST	31-20	39-22
TOUCHDOWNS	45	30
Rushing	20	15
Passing	23	11
Returns	2	4

SCORE BY PERIODS	1	2	3	4	OT	PTS
BENGALS	84	120	54	82	0	340
OPPONENTS	36	77	68	65	0	246

SCORING	TD	TD-R	TD-P	TD-Rt	PAT	FG	S	PTS
Dave Green	0	0	0	40-45	10-21	0	70	0
Stan Fritts	10	8	2	0	—	—	0	60
Isaac Curtis	7	0	7	0	—	—	0	42
Charlie Joiner	5	0	5	0	—	—	0	30
Boobie Clark	4	4	0	0	—	—	0	24
Lenvil Elliott	4	1	3	0	—	—	0	24
Chip Myers	3	0	3	0	—	—	0	18
Ed Williams	3	2	1	0	—	—	0	18
Ken Anderson	2	2	0	0	—	—	0	12
Essex Johnson	2	1	1	0	—	—	0	12
John Reaves	2	2	0	0	—	—	0	12
Marvin Cobb	1	0	0	1	—	—	0	6
Ken Riley	1	0	0	1	—	—	0	6
Bob Trumpy	1	0	1	0	—	—	0	6
BENGALS	45	20	23	2	40-45	10-21	0	340
OPPONENTS	30	15	11	4	26-30	12-14	2	246

Two-point conversions: (NA**).

PASSING	ATT	CMP	YDS	CMP%	YDS/ATT	TD	TD%	INT	INT%	LG	SKD-YDS	RAT
Ken Anderson	377	228	3169	60.5	8.41	21	5.6	11	2.9	55	32-247	93.9
John Reaves	51	25	297	49.0	5.82	2	3.9	3	5.9	51	2-9	55.8
Stan Fritts	4	2	31	50.0	7.75	0	0.0	0	0.0	16	0-0	76.0
Dave Green	1	0	0	0.0	0.00	0	0.0	0	0.0	—	0-0	39.6
BENGALS	433	255	3497	58.9	8.08	23	5.3	14	3.2	55	34-256	89.0
OPPONENTS	389	175	2001	45.0	5.14	11	2.8	22	5.7	48	27-272	46.9

RUSHING	ATT	YDS	AVG	LG	TD
Boobie Clark	167	594	3.6	17	4
Stan Fritts	94	375	4.0	22	8
Lenvil Elliott	71	308	4.3	27	1
Ken Anderson	49	188	3.8	29	2
Essex Johnson	58	177	3.1	15	1
Ed Williams	35	136	3.9	19	2
Champ Henson	11	38	3.5	8	0
John Reaves	6	13	2.2	9	2
Bruce Coslet	1	1	1.0	1	0
John McDaniel	1	-2	-2.0	-2	0
Isaac Curtis	6	-9	-1.5	14	0
BENGALS	499	1819	3.6	29	20
OPPONENTS	473	2194	4.6	55	15

RECEIVING	REC	YDS	AVG	LG	TD
Isaac Curtis	44	934	21.2	55	7
Boobie Clark	42	334	8.0	27	0
Charlie Joiner	37	726	19.6	51	5
Chip Myers	36	527	14.6	34t	3
Essex Johnson	25	196	7.8	30	1
Bob Trumpy	22	276	12.5	35t	1
Lenvil Elliott	20	196	9.8	31	3
Bruce Coslet	10	117	11.7	18	0
Ed Williams	10	96	9.6	20	1
Stan Fritts	6	63	10.5	17t	2
Jack Novak	2	34	17.0	19	0
Champ Henson	1	-2	-2.0	-2	0
BENGALS	255	3497	13.7	55	23
OPPONENTS	175	2001	11.4	48	11

INTERCEPTIONS	NO	YDS	AVG	LG	TD
Ken Riley	6	76	12.7	30t	1
Bernard Jackson	5	97	19.4	34	0
Marvin Cobb	4	116	29.0	52t	1
Jim LeClair	3	25	8.3	21	0
Lyle Blackwood	2	44	22.0	40	0
Ricky Davis	1	26	26.0	26	0
Lemar Parrish	1	26	26.0	26	0
BENGALS	22	410	18.6	52t	2
OPPONENTS	14	244	17.4	65	1

PUNTING	NO	YDS	AVG	NET	TB	IN-20	LG	BLK.
Dave Green	68	2655	39.0	—	6	—	57	1
BENGALS	68	2655	39.0	—	6	—	57	1
OPPONENTS	77	3150	40.7	—	—	—	—	—

PUNT RETURNS	NO	FC	YDS	AVG	LG	TD
Lyle Blackwood	23	0	123	5.3	31	0
Lemar Parrish	13	1	83	6.4	34	0
Tommy Casanova	11	2	60	5.5	12	0
Marvin Cobb	1	3	1	1.0	1	0
BENGALS	48	6	267	5.6	34	0
OPPONENTS	42	—	386	9.2	—	1

KICKOFF RETURNS	NO	YDS	AVG	LG	TD
Bernard Jackson	25	587	23.5	39	0
Lenvil Elliott	13	272	20.9	46	0
Lemar Parrish	4	114	28.5	64	0
John McDaniel	3	69	23.0	26	0
Brad Cousino	1	0	0.0	0	0
BENGALS	46	1042	22.7	64	0
OPPONENTS	66	1558	23.6	—	0

FIELD GOALS	1-19	20-29	30-39	40-49	50+
Dave Green	1-1	5-8	1-7	3-5	0-0
BENGALS	1-1	5-8	1-7	3-5	0-0
Dave Green: (44G, 29N), (33N), (—), (21G, 29G), (37N), (41N), (23G), (45G, 28N, 35N), (28G, 18G, 37N), (21G, 25N), (33G), (37N), (48G), (36N, 47N), (—).					

USUAL STARTERS			
OFFENSE		DEFENSE	
WR	Isaac Curtis	LDE	Ken Johnson
LOT	Rufus Mayes	LDT	Bob Brown
LG	Howard Fest	RDT	Ron Carpenter
C	Bob Johnson	RDE	Sherman White
RG	Dave Lapham	LLB	Al Beauchamp
ROT	Vernon Holland	MLB	Jim LeClair
TE	Bob Trumpy	RLB	Ron Pritchard
WR	Charlie Joiner	LCB	Lemar Parrish
QB	Ken Anderson	RCB	Ken Riley
HB	Stan Fritts	LS	Tommy Casanova
	Lenvil Elliott	RS	Bernard Jackson
FB	Boobie Clark		

DEFENSE	ST	AT	TT	SKS-YDS	INT-YDS	PD	FF	FR-YDS
(NA**)	—	—	—	—	—	—	—	—

* NOTE: Time of possession was not recorded until 1977.

** NOTE: The two-point conversion was not instituted in the NFL until 1994.

*** NOTE: Regular-season defensive statistics were not kept regularly until 1976.

1976 STATISTICS

RECORD: 10-4-0

HEAD COACH: BILL JOHNSON

DATE	W-L	SCORE	OPPONENT	ATTENDANCE
9-12-76	W	17-7	DENVER	53,464
9-19-76	L	27-28	at Baltimore	50,374
9-26-76	W	28-7	GREEN BAY	44,103
10-3-76	W	45-24	at Cleveland	75,817
10-10-76	W	21-0	TAMPA BAY	49,700
10-17-76	L	6-23	at Pittsburgh	48,311
10-24-76	W	27-7	at Houston	45,499
10-31-76	W	21-6	CLEVELAND	54,776
11-8-76	W	20-12	LOS ANGELES	52,480
11-14-76	W	31-27	HOUSTON	53,243
11-21-76	W	27-24	at Kansas City	46,259
11-28-76	L	3-7	PITTSBURGH	55,142
12-6-76	L	20-35	at Oakland	52,430
12-12-76	W	42-3	at N.Y. Jets	31,067

TEAM STATISTICS		BENGALS	OPPONENTS
TOTAL FIRST DOWNS		238	234
Rushing		114	116
Passing		110	103
Penalty		14	15
3rd Down: Made-Att		—	—
3rd Down Pct.		—	—
4th Down: Made-Att		—	—
4th Down Pct.		—	—
POSSESSION AVG.	(NA)	(NA)	(NA)
TOTAL NET YARDS		4300	3670
Avg. Per Game		307.1	262.1
Total Plays		878	930
Avg. Per Play		4.9	3.9
NET YARDS RUSHING		2109	1912
Avg. Per Game		150.6	136.6
Total Rushes		481	520
NET YARDS PASSING		2191	1758
Avg. Per Game		156.5	125.6
Sacked-Yards Lost		37-252	46-444
Gross Yards		2443	2202
Att.-Completions		360-187	364-177
Completion Pct.		51.9	48.6
Had Intercepted		15	26
PUNTS-AVG.		76-39.5	86-38.2
Net Punting Avg.		33.6	32.6
PENALTIES-YARDS		79-700	90-768
FUMBLES-BALLS LOST		38-20	34-15
TOUCHDOWNS		42	25
Rushing		15	11
Passing		21	13
Returns		6	1

SCORE BY PERIODS	1	2	3	4	OT	PTS
BENGALS	91	85	91	68	0	335
OPPONENTS	44	63	49	54	0	210

SCORING	TD	TD-R	TD-P	TD-R	PAT	FG	S	PTS
Chris Bahr	0	0	0	0	39-42	14-27	0	81
Boobie Clark	8	7	1	0	—	—	0	48
Bob Trumpy	7	0	7	0	—	—	0	42
Isaac Curtis	6	0	6	0	—	—	0	36
Tommy Casanova	3	0	0	3	—	—	0	18
Lenvil Elliott	3	0	3	0	—	—	0	18
Stan Fritts	3	3	0	0	—	—	0	18
Archie Griffin	3	3	0	0	—	—	0	18
Bruce Coslet	2	0	2	0	—	—	0	12
Ken Anderson	1	1	0	0	—	—	0	6
Tony Davis	1	1	0	0	—	—	0	6
John McDaniel	1	0	1	0	—	—	0	6
Melvin Morgan	1	0	0	1	—	—	0	6
Chip Myers	1	0	1	0	—	—	0	6
Ken Riley	1	0	0	1	—	—	0	6
Willie Shelby	1	0	0	1	—	—	0	6
Coy Bacon	0	0	0	0	—	—	1	2
BENGALS	42	15	21	6	39-42	14-27	1	335
OPPONENTS	25	11	13	1	24-55	12-22	0	210

Two-point conversions: (NA**).

PASSING	ATT	CMP	YDS	CMP%	YDS/ATT	TD	TD%	INT	INT%	LG	SKD-YDS	RAT
Ken Anderson	338	179	2367	53.0	7.00	19	5.6	14	4.1	85t	34-235	76.9
John Reaves	22	8	76	36.4	3.45	2	9.1	1	4.5	19	3-17	58.1
BENGALS	360	187	2443	51.9	6.79	21	5.8	15	4.2	85t	37-252	75.7
OPPONENTS	364	177	2202	48.6	6.05	13	3.6	26	7.1	68t	46-444	-50.0

RUSHING	ATT	YDS	AVG	LG	TD
Boobie Clark	151	671	4.4	24	7
Archie Griffin	138	625	4.5	77t	3
Lenvil Elliott	69	276	4.0	24	0
Stan Fritts	47	200	4.3	13	3
Tony Davis	36	178	4.9	16	1
Ken Anderson	31	134	4.3	25	1
Isaac Curtis	3	29	9.7	19	0
Willie Shelby	5	9	1.8	3	0
Billy Brooks	1	-13	-13.0	-13	0
BENGALS	481	2109	4.4	77t	15
OPPONENTS	520	1912	3.7	29	11

RECEIVING	REC	YDS	AVG	LG	TD
Isaac Curtis	41	766	18.7	85t	6
Boobie Clark	23	158	6.9	19	1
Lenvil Elliott	22	188	8.5	29t	3
Bob Trumpy	21	323	15.4	48t	7
Chip Myers	17	267	15.7	63	1
Billy Brooks	16	191	11.9	25	0
Archie Griffin	16	138	8.6	23	0
John McDaniel	12	232	19.3	46	1
Stan Fritts	9	75	8.3	19	0
Bruce Coslet	5	73	14.6	32	2
Tony Davis	4	29	7.3	11	0
Willie Shelby	1	3	3.0	3	0
BENGALS	187	2443	13.1	85t	21
OPPONENTS	177	2202	12.4	68t	13

INTERCEPTIONS	NO	YDS	AVG	LG	TD
Ken Riley	9	141	15.7	53t	1
Tommy Casanova	5	109	21.8	33t	2
Marvin Cobb	3	55	18.3	28	0
Lemar Parrish	2	0	0.0	0	0
Bo Harris	2	-3	-1.5	0	0
Reggie Williams	1	17	17.0	17	0
Jim LeClair	1	9	9.0	9	0
Chris Devlin	1	2	2.0	2	0
Bernard Jackson	1	0	0.0	0	0
Ron Pritchard	1	0	0.0	0	0
BENGALS	26	330	12.7	53t	3
OPPONENTS	15	102	6.8	29	0

PUNTING	NO	YDS	AVG	NET	TB	IN-20	LG	BLK.
Pat McNally	76	2999	39.5	33.6	6	12	61	0
BENGALS	76	2999	39.5	33.6	6	12	61	0
OPPONENTS	86	3287	38.2	32.6	7	18	74	0

PUNT RETURNS	NO	FC	YDS	AVG	LG	TD
Willie Shelby	21	4	162	7.7	30	0
Lemar Parrish	20	2	122	6.1	32	0
Tommy Casanova	10	2	45	4.5	15	0
Marvin Cobb	3	2	14	4.7	7	0
Tony Davis	0	3	0	—	—	0
BENGALS	54	13	343	6.4	32	0
OPPONENTS	41	—	323	7.9	—	1

KICKOFF RETURNS	NO	YDS	AVG	LG	TD
Willie Shelby	30	761	25.4	97t	1
Lenvil Elliott	5	98	19.6	22	0
Lemar Parrish	3	62	20.7	28	0
Archie Griffin	3	56	18.7	23	0
Ron Hunt	2	24	12.0	17	0
Tony Davis	4	21	5.3	12	0
Melvin Morgan	1	14	14.0	14	0
Stan Fritts	1	10	10.0	10	0
BENGALS	49	1046	21.3	97t	1
OPPONENTS	66	1616	24.5	—	0

FIELD GOALS	1-19	20-29	30-39	40-49	50+
Chris Bahr	1-1	6-8	2-4	3-8	2-6
BENGALS	1-1	6-8	2-4	3-8	2-6
Chris Bahr: (21G, 44N, 46N), (51G, 26G), (38B, 50N, 45B, 40N), (40G), (22N), (22G, 19G, 34N), (28G, 34G, 46N), (28N), (50N), (50G), (51N), (40G), (50N), (33G, 47G, 20G, 25G).					

USUAL STARTERS

OFFENSE		DEFENSE	
WR	Billy Brooks	LDE	Gary Burley
LOT	Rufus Mayes	LDT	Bob Brown
LG	John Shiners	RDT	Ron Carpenter
C	Bob Johnson	RDE	Coy Bacon
RG	Dave Lapham	LLB	Bo Harris
ROT	Vernon Holland	MLB	Jim LeClair
TE	Bob Trumpy	RLB	Reggie Williams
WR	Isaac Curtis	LCB	Lemar Parrish
QB	Ken Anderson	RCB	Ken Riley
HB	Archie Griffin	LS	Tommy Casanova
FB	Boobie Clark	RS	Marvin Cobb, Bernard Jackson

DEFENSE***	ST	AT	TT	SKS-YDS	INT-YDS	PD	FF	FR-YDS
Reggie Williams	83	23	106	2-24	1-17	7	0	0-0
Jim LeClair	81	25	106	0-0	1-9	3	1	0-0
Gary Burley	69	11	80	10-90.5	0-0	1	1	1-0
Bo Harris	54	15	69	1.5-5.5	2-(-3)	4	3	1-(-2)
Bob Brown	55	10	65	2-21	0-0	0	1	1-0
Ron Carpenter	50	15	65	5.5-54	0-0	3	0	2-0
Coy Bacon	52	10	62	22-217	0-0	2	5	2-48
Marvin Cobb	36	7	43	0-0	3-55	5	0	0-0
Lemar Parrish	36	7	43	0-0	2-0	12	0	0-0
Bernard Jackson	30	5	35	0-0	1-0	8	0	3-13
Glenn Cameron	27	6	33	0-0	0-0	1	0	0-0
Tommy Casanova	25	6	31	0-0	5-109	7	0	1-25
Ken Riley	28	2	30	0-0	9-141	14	0	2-0
Melvin Morgan	19	3	22	0-0	0-0	3	0	1-32
Chris Devlin	15	4	19	0-0	1-2	1	0	0-0
Scott Perry	14	3	17	0-0	0-0	2	0	1-0
Ron Pritchard	14	1	15	1-12	1-0	1	1	0-0
Tony Davis	9	2	11	0-0	0-0	0	0	0-0
Greg Fairchild	5	2	7	0-0	0-0	0	0	0-0
Ken Johnson	5	2	7	1-10	0-0	2	0	0-0
Bill Kollar	5	0	5	1-10	0-0	1	0	0-0
Willie Shelby	5	0	5	0-0	0-0	0	0	0-0
Bob Johnson	3	1	4	0-0	0-0	0	0	0-0
Dave Lapham	3	0	3	0-0	0-0	0	0	0-0
John McDaniel	3	0	3	0-0	0-0	0	0	0-0
Stan Fritts	2	0	2	0-0	0-0	0	0	0-0
Ron Hunt	2	0	2	0-0	0-0	0	0	0-0
Chip Myers	2	0	2	0-0	0-0	0	0	0-0
Bruce Coslet	1	1	2	0-0	0-0	0	0	0-0
Glenn Bujnoch	1	0	1	0-0	0-0	0	0	0-0
Boobie Clark	1	0	1	0-0	0-0	0	0	0-0
Lenvil Elliott	1	0	1	0-0	0-0	0	0	0-0
John Shiners	1	0	1	0-0	0-0	0	0	0-0

BLOCKED KICKS	BP	BFG	BXP
Coy Bacon	0	1	0
Ron Carpenter	0	1	0
Melvin Morgan	0	1	0

* NOTE: Time of possession was not recorded until 1977.

** NOTE: The two-point conversion was not instituted in the NFL until 1994.

*** NOTE: It was not standard practice to separate the three types of defensive statistics — defense, special teams and miscellaneous — until 1988. Thus, the defensive statistics listed above include the combined totals of all three types. All defensive statistics above are press box statistics produced at the games.

1977 STATISTICS

RECORD: 8-6-0

HEAD COACH: BILL JOHNSON

DATE	W-L	SCORE	OPPONENT	ATTENDANCE
9-18-77	L	3-13	CLEVELAND	52,847
9-25-77	W	42-20	SEATTLE	45,579
10-2-77	L	3-24	at San Diego	40,352
10-9-77	W	17-7	at Green Bay	53,653
10-17-77	L	14-20	at Pittsburgh	47,950
10-23-77	L	13-24	DENVER	54,395
10-30-77	W	13-10 (OT)	HOUSTON	53,194
11-6-77	W	10-7	at Cleveland	81,932
11-13-77	L	10-42	at Minnesota	45,371
11-20-77	W	23-17	MIAMI	46,733
11-27-77	W	30-13	N.Y. GIANTS	32,705
12-4-77	W	27-7	at Kansas City	38,488
12-10-77	W	17-10	PITTSBURGH	36,133
12-18-77	L	16-21	at Houston	46,212

TEAM STATISTICS		BENGALS	OPPONENTS
TOTAL FIRST DOWNS		248	253
Rushing		110	113
Passing		112	113
Penalty		26	27
3rd Down: Made-Att		—	—
3rd Down Pct.		—	—
4th Down: Made-Att		—	—
4th Down Pct.		—	—
POSSESSION AVG.	(*30:40)	(*29:20)	(*30:40)
TOTAL NET YARDS		4194	4124
Avg. Per Game		299.6	294.6
Total Plays		904	901
Avg. Per Play		4.6	4.6
NET YARDS RUSHING		1861	1897
Avg. Per Game		132.9	135.5
Total Rushes		488	525
NET YARDS PASSING		2333	2227
Avg. Per Game		166.6	159.1
Sacked-Yards Lost		31-217	25-226
Gross Yards		2550	2453
Att.-Completions		385-192	351-196
Completion Pct.		49.9	55.8
Had Intercepted		16	16
PUNTS-AVG.		70-41.3	72-37.6
Net Punting Avg.		36.7	31.9
PENALTIES-YARDS		89-859	103-788
FUMBLES-BALLS LOST		37-16	34-23
TOUCHDOWNS		26	29
Rushing		10	15
Passing		12	14
Returns		4	0

SCORE BY PERIODS	1	2	3	4	OT	PTS
BENGALS	75	71	35	54	3	238
OPPONENTS	38	97	36	64	0	235

SCORING	TD	TD-R	TD-P	TD-Rt	PAT	FG	S	PTS
Chris Bahr	0	0	0	0	25-26	19-27	0	82
Billy Brooks	4	0	4	0	—	—	0	24
Pete Johnson	4	4	0	0	—	—	0	24
Pat McInally	3	0	3	0	—	—	0	18
Ken Anderson	2	2	0	0	—	—	0	12
Isaac Curtis	2	0	2	0	—	—	0	12
Tony Davis	2	2	0	0	—	—	0	12
Reggie Williams	2	0	0	2	—	—	0	12
Glenn Bujnoch	1	1	0	0	—	—	0	6
Boobie Clark	1	1	0	0	—	—	0	6
Jim Corbett	1	0	1	0	—	—	0	6
Lenvil Elliott	1	0	1	0	—	—	0	6
Lemar Parrish	1	0	0	1	—	—	0	6
Willie Shelby	1	0	0	1	—	—	0	6
Bob Trumpy	1	0	1	0	—	—	0	6
BENGALS	26	10	12	4	25-26	19-27	0	238
OPPONENTS	29	15	14	0	26-29	11-18	1	235

Two-point conversions: (NA**).

RUSHING	ATT	YDS	AVG	LG	TD
Pete Johnson	153	585	3.8	65	4
Archie Griffin	137	549	4.0	31	0
Lenvil Elliott	65	269	4.1	32	0
Boobie Clark	68	226	3.3	10t	1
Ken Anderson	26	128	4.9	17t	2
Tony Davis	27	81	3.0	13	2
Tommy Casanova	1	20	20.0	20	0
Glenn Bujnoch	1	4	4.0	4t	1
Pat McInally	1	4	4.0	4	0
Marvin Cobb	1	0	0.0	0	0
John Reaves	5	0	0.0	0	0
Jim Corbett	1	-1	-1.0	-1	0
Billy Brooks	2	-4	-2.0	4	0
BENGALS	488	1861	3.8	65	10
OPPONENTS	525	1897	3.6	38	15

RECEIVING	REC	YDS	AVG	LG	TD
Billy Brooks	39	772	19.8	94t	4
Lenvil Elliott	29	238	8.2	33	1
Archie Griffin	28	240	8.6	24	0
Isaac Curtis	20	338	16.9	54	2
Bob Trumpy	18	251	13.9	32	1
Pat McInally	17	258	15.2	43t	3
John McDaniel	12	148	12.3	31	0
Tony Davis	9	83	9.2	28	0
Jim Corbett	7	127	18.1	47t	1
Boobie Clark	7	33	4.7	11	0
Pete Johnson	5	49	9.8	21	0
Rick Walker	1	13	13.0	13	0
BENGALS	192	2550	13.3	94t	12
OPPONENTS	196	2453	12.5	82t	14

INTERCEPTIONS	NO	YDS	AVG	LG	TD
Lemar Parrish	3	95	31.7	47t	1
Reggie Williams	3	67	22.3	54t	1
Marvin Cobb	2	37	18.5	34	0
Bo Harris	2	17	8.5	10	0
Ken Riley	2	14	7.0	14	0
Jim LeClair	2	8	4.0	8	0
Tommy Casanova	1	0	0.0	0	0
Melvin Morgan	1	0	0.0	0	0
BENGALS	16	238	14.9	54t	2
OPPONENTS	16	192	12.0	41	0

PUNTING	NO	YDS	AVG	NET	TB	IN-20	LG	BLK.
Pat McInally	67	2802	41.8	36.4	3	16	67	1
Chris Bahr	2	88	44.0	47.5	0	2	45	0
BENGALS	70	2890	41.3	36.7	3	18	67	1
OPPONENTS	75	2822	37.6	31.9	5	17	63	2

PUNT RETURNS	NO	FC	YDS	AVG	LG	TD
Tony Davis	19	6	220	11.6	70	0
Willie Shelby	11	3	54	4.9	13	0
Lemar Parrish	4	0	30	7.5	11	0
Steve Holden	3	0	14	4.7	13	0
Jerry Anderson	1	0	0	0.0	0	0
Tommy Casanova	1	1	6	6.0	6	0
Marvin Cobb	1	0	4	4.0	4	0
Reggie Williams	1	0	0	0.0	0	0
BENGALS	41	10	328	8.0	70	0
OPPONENTS	38	—	260	6.8	—	0

KICKOFF RETURNS	NO	YDS	AVG	LG	TD
Willie Shelby	19	403	21.2	38	0
Archie Griffin	9	192	21.3	31	0
Jerry Anderson	8	129	16.1	21	0
Tony Davis	3	42	14.0	18	0
Steve Holden	2	42	21.0	24	0
Lenvil Elliott	1	23	23.0	23	0
Lemar Parrish	1	23	23.0	23	0
Marvin Cobb	1	15	15.0	15	0
Pete Johnson	1	11	11.0	11	0
Greg Fairchild	1	6	6.0	6	0
BENGALS	46	886	19.3	38	0
OPPONENTS	49	1029	21.4	—	0

FIELD GOALS	1-19	20-29	30-39	40-49	50+
Chris Bahr	1-1	10-11	4-8	4-6	0-1
BENGALS	1-1	10-11	4-8	4-6	0-1
Chris Bahr: (25G, 47N, 38N), (—), (35G), (36N, 32G), (—), (24G, 57N, 19G), (39N, 23G, 22G), (47G), (23G, 48N), (43G, 44G, 42G), (32G), (20G, 35G), (37N, 24N, 24G), (24G, 27G, 28G).					

PASSING	ATT	CMP	YDS	CMP%	YDS/ATT	TD	TD%	INT	INT%	LG	SKD-YDS	RAT
Ken Anderson	323	166	2145	51.4	6.64	11	3.4	11	3.4	94t	28-197	69.7
John Reaves	59	24	383	40.7	6.49	0	0.0	5	8.5	40	2-17	27.6
Marvin Cobb	1	0	0	0.0	0.00	0	0.0	0	0.0	—	0-0	39.6
Archie Griffin	1	1	18	100.0	18.00	1	100.0	0	0.0	18t	1-3	158.3
Pat McInally	1	1	4	100.0	4.00	0	0.0	0	0.0	4	0-0	83.3
BENGALS	385	192	2550	49.9	6.62	12	3.1	16	4.2	94t	31-217	64.3
OPPONENTS	351	196	2453	55.8	6.99	14	4.0	16	4.6	82t	25-226	72.0

USUAL STARTERS

OFFENSE		DEFENSE	
WR	Isaac Curtis	LDE	Gary Burley
LOT	Rufus Mayes	LDT	Eddie Edwards
LG	John Shinner	RDT	Wilson Whitley
	Glenn Bujnoch	RDE	Coy Bacon
C	Bob Johnson	LLB	Bo Harris
RG	Dave Lapham	MLB	Jim LeClair
ROT	Vernon Holland	RLB	Reggie Williams
TE	Bob Trumpy	LCB	Lemar Parrish
WR	Billy Brooks	RCB	Ken Riley
QB	Ken Anderson	SS	Tommy Casanova
HB	Archie Griffin	FS	Marvin Cobb
FB	Pete Johnson		

DEFENSE***	ST	AT	TT	SKS-YDS	INT-YDS	PD	FF	FR-YDS
Reggie Williams	104	16	120	0.5-7.5	3-67	2	1	2-0
Jim LeClair	82	26	108	2-21	2-8	3	0	3-0
Eddie Edwards	60	11	71	4-31	0-0	1	1	1-0
Bo Harris	50	17	67	2-20.5	2-17	9	0	0-0
Gary Burley	55	11	66	8.5-71.5	0-0	1	0	1-0
Wilson Whitley	36	13	49	0-0	0-0	5	0	1-0
Ken Riley	43	3	46	0-0	2-14	11	0	1-6
Marvin Cobb	34	8	42	0-0	2-37	4	0	0-0
Jerry Anderson	35	6	41	0-0	0-0	1	1	2-0
Coy Bacon	27	9	36	5.5-45.5	0-0	3	0	2-0
Tommy Casanova	28	6	34	0.5-5	1-0	5	1	1-0
Walter Johnson	28	4	32	1-11	0-0	0	0	0-0
Lemar Parrish	25	2	27	0-0	3-95	12	0	0-0
Melvin Morgan	24	3	27	0-0	1-0	6	0	1-0
Glenn Cameron	16	6	22	0-0	0-0	1	0	0-0
Ray Phillips	15	1	16	0-0	0-0	2	1	1-0
Tony Davis	10	2	12	0-0	0-0	0	0	1-0
Jim Corbett	8	3	11	0-0	0-0	0	0	0-0
Ken Johnson	5	2	7	1-13	0-0	0	0	0-0
Scott Perry	6	0	6	0-0	0-0	0	0	0-0
Willie Shelby	6	0	6	0-0	0-0	0	0	0-0
Steve Holden	2	2	4	0-0	0-0	0	0	0-0
Bob Johnson	2	1	3	0-0	0-0	0	0	0-0
Boobie Clark	2	0	2	0-0	0-0	0	0	0-0
Lenvil Elliott	2	0	2	0-0	0-0	0	0	1-0
Archie Griffin	2	0	2	0-0	0-0	0	0	1-0
Pete Johnson	2	0	2	0-0	0-0	0	0	0-0
Billy Brooks	1	0	1	0-0	0-0	0	0	0-0
Glenn Bujnoch	1	0	1	0-0	0-0	0	0	0-0
Isaac Curtis	1	0	1	0-0	0-0	0	0	0-0
Greg Fairchild	1	0	1	0-0	0-0	0	0	0-0
John McDaniel	1	0	1	0-0	0-0	0	0	1-0
John Reaves	1	0	1	0-0	0-0	0	0	0-0
Rick Walker	1	0	1	0-0	0-0	0	0	0-0
Mike Wells	1	0	1	0-0	0-0	0	0	1-0
Pat McInally	0	0	0	0-0	0-0	0	0	1-0

BLOCKED KICKS	BP	BFG	BXP
Jim LeClair	0	0	1
Scott Perry	1	0	0
Ray Phillips	1	0	0

* NOTE: Time of possession became an official statistic in 1977. However, the game clock at Cincinnati's Oct. 23 game vs. Denver failed, thus no time of possession was documented for that contest. Without that information, it is impossible to determine the correct time of possession averages for both Cincinnati and Denver that season. The Bengals' averages listed above include only their remaining 13 games of '77, and thus are considered incomplete and unofficial.

** NOTE: The two-point conversion was not

1978 STATISTICS

RECORD: 4-12-0

HEAD COACH: BILL JOHNSON (GAMES 1-5; RECORD 0-5),
HOMER RICE (GAMES 6-16; RECORD 4-7)

DATE	W-L	SCORE	OPPONENT	ATTENDANCE
9-3-78	L	23-24	KANSAS CITY	41,810
9-10-78	L	10-13 (OT)	at Cleveland	72,691
9-17-78	L	3-28	PITTSBURGH	50,260
9-24-78	L	18-20	NEW ORLEANS	40,455
10-1-78	L	12-28	at San Francisco	41,107
10-9-78	L	0-21	at Miami	54,729
10-15-78	L	3-10	NEW ENGLAND	48,699
10-22-78	L	0-5	at Buffalo	47,754
10-29-78	W	28-13	HOUSTON	50,532
11-5-78	L	13-22	at San Diego	43,639
11-13-78	L	21-34	OAKLAND	51,374
11-19-78	L	6-7	at Pittsburgh	47,578
11-26-78	L	10-17	at Houston	43,245
12-3-78	W	37-7	ATLANTA	25,336
12-11-78	W	20-19	at Los Angeles	47,471
12-17-78	W	48-16	CLEVELAND	46,985

TEAM STATISTICS	BENGALS	OPPONENTS
TOTAL FIRST DOWNS	271	269
Rushing	105	121
Passing	141	118
Penalty	25	30
3rd Down: Made-Att	—	—
3rd Down Pct.	—	—
4th Down: Made-Att	—	—
4th Down Pct.	—	—
POSSESSION AVG.	29:58	30:02
TOTAL NET YARDS	4872	4632
Avg. Per Game	304.5	289.5
Total Plays	1034	1036
Avg. Per Play	4.7	4.5
NET YARDS RUSHING	2131	2396
Avg. Per Game	133.2	149.8
Total Rushes	526	607
NET YARDS PASSING	2741	2236
Avg. Per Game	171.3	139.8
Sacked-Yards Lost	38-298	33-284
Gross Yards	3039	2520
Att.-Completions	470-250	396-193
Completion Pct.	53.2	48.7
Had Intercepted	30	20
PUNTS-AVG.	95-42.4	108-41.6
Net Punting Avg.	34.1	37.1
PENALTIES-YARDS	110-956	123-1074
FUMBLES-BALLS LOST	36-19	36-17
TOUCHDOWNS	29	34
Rushing	10	16
Passing	14	14
Returns	5	4

SCORE BY PERIODS	1	2	3	4	OT	PTS
BENGALS	30	79	46	97	0	252
OPPONENTS	66	106	53	56	3	284

SCORING	TD	TD-R	TD-P	TD-Rt	PAT	FG	S	PTS
Chris Bahr	0	0	0	0	26-29	16-30	0	74
Pete Johnson	7	7	0	0	—	—	0	42
Don Bass	5	0	4	1	—	—	0	30
Isaac Curtis	3	0	3	0	—	—	0	18
Archie Griffin	3	0	3	0	—	—	0	18
Scott Perry	3	0	0	3	—	—	0	18
Billy Brooks	2	0	2	0	—	—	0	12
Tony Davis	2	2	0	0	—	—	0	12
Rick Walker	2	0	2	0	—	—	0	12
Ken Anderson	1	1	0	0	—	—	0	6
Dick Jauron	1	0	0	1	—	—	0	6
Gary Burley	0	0	0	0	—	—	1	2
(team)	—	—	—	—	—	—	1	2
BENGALS	29	10	14	5	26-29	16-30	2	252
OPPONENTS	34	16	14	4	30-34	16-23	1	284

Two-point conversions: (NA*).

RUSHING	ATT	YDS	AVG	LG	TD
Pete Johnson	180	762	4.2	50t	7
Archie Griffin	132	484	3.7	30	0
Deacon Turner	84	333	4.0	65	0
Boobie Clark	40	187	4.7	20	0
Ken Anderson	29	167	5.8	16	1
Lenvil Elliott	29	75	2.6	12	0
Tony Davis	21	57	2.7	15	2
John Reaves	6	50	8.3	20	0
Tom Dinkel	1	20	20.0	20	0
Isaac Curtis	1	1	1.0	1	0
Rob Hertel	1	0	0.0	0	0
Dennis Law	1	-1	-1.0	-1	0
Don Bass	1	-4	-4.0	-4	0
BENGALS	526	2131	4.1	65	10
OPPONENTS	607	2396	3.9	70t	16

RECEIVING	REC	YDS	AVG	LG	TD
Isaac Curtis	47	737	15.7	57	3
Archie Griffin	35	284	8.1	27	3
Pete Johnson	31	236	7.6	34	2
Billy Brooks	30	506	16.9	45	0
Don Bass	27	447	16.6	51t	4
Pat McInally	15	189	12.6	49	0
Jim Corbett	12	187	15.6	51	0
Rick Walker	12	126	10.5	28	2
Lenvil Elliott	12	100	8.3	18	0
Boobie Clark	11	73	6.6	26	0
Deacon Turner	11	50	4.5	8	0
Dennis Law	5	81	16.2	20	0
Tony Davis	2	23	11.5	14	0
BENGALS	250	3039	12.2	57	14
OPPONENTS	193	2520	13.1	53	14

INTERCEPTIONS	NO	YDS	AVG	LG	TD
Dick Jauron	4	52	13.0	24t	1
Scott Perry	3	59	19.7	39t	2
Ken Riley	3	33	11.0	17	0
Louis Breeden	3	25	8.3	18	0
Melvin Morgan	1	64	64.0	64	0
Ron Shumon	1	48	48.0	48	0
Marvin Cobb	1	13	13.0	13	0
Jim LeClair	1	11	11.0	11	0
Reggie Williams	1	11	11.0	11	0
Eddie Edwards	1	2	2.0	2	0
Tom Dinkel	1	1	1.0	1	0
BENGALS	20	319	16.0	64	3
OPPONENTS	30	211	7.0	40	2

PUNTING	NO	YDS	AVG	NET	TB	IN-20	LG	BLK.
Pat McInally	91	3919	43.1	34.7	10	25	65	0
Chris Bahr	4	108	27.0	20.5	1	2	41	0
BENGALS	95	4027	42.4	34.1	11	27	65	0
OPPONENTS	108	4496	41.6	37.1	11	37	70	1

PUNT RETURNS	NO	FC	YDS	AVG	LG	TD
Dennis Law	25	4	106	4.2	17	0
Tony Davis	22	8	130	5.9	12	0
Louis Breeden	6	1	-12	-2.0	1	0
Don Bass	3	0	8	2.7	7	0
Dick Jauron	3	2	32	10.7	15	0
BENGALS	59	15	264	4.5	17	0
OPPONENTS	58	—	564	9.7	—	0

KICKOFF RETURNS	NO	YDS	AVG	LG	TD
Ray Griffin	37	787	21.3	39	0
Don Bass	7	138	19.7	33	0
Archie Griffin	4	94	23.5	26	0
Tony Davis	3	51	17.0	21	0
Dennis Law	2	30	15.0	17	0
Deacon Turner	1	24	24.0	24	0
Jim Corbett	1	15	15.0	15	0
Louis Breeden	1	12	12.0	12	0
Boobie Clark	1	11	11.0	11	0
Ted Vincent	1	2	2.0	2	0
BENGALS	58	1164	20.1	39	0
OPPONENTS	49	1105	22.6	—	0

FIELD GOALS	1-19	20-29	30-39	40-49	50+
Chris Bahr	0-0	5-7	4-8	6-12	1-3
BENGALS	0-0	5-7	4-8	6-12	1-3

Chris Bahr: (42G), (30B, 37N, 37G), (50N, 33G), (47N, 42G, 22G, 20G), (46G), (29B), (25N, 52G, 44N, 51N), (—), (45N), (49N), (—), (48N, 29G, 48G), (38N, 34G), (46N, 32G), (24G, 37B, 42G), (23G, 49G).

PASSING	ATT	CMP	YDS	CMP%	YDS/ATT	TD	TD%	INT	INT%	LG	SKD-YDS	RAT
Ken Anderson	319	173	2219	54.2	6.96	10	3.1	22	6.9	57	30-237	58.0
John Reaves	144	74	790	51.4	5.49	3	2.1	8	5.6	51t	8-61	51.6
Rob Hertel	4	1	9	25.0	2.25	0	0.0	0	0.0	9	0-0	39.6
Archie Griffin	3	2	21	66.7	7.00	1	33.3	0	0.0	18	0-0	126.4
BENGALS	470	250	3039	53.2	6.47	14	3.0	30	6.4	57	38-298	56.7
OPPONENTS	396	193	2520	48.7	6.36	14	3.5	20	5.1	53	33-284	60.0

USUAL STARTERS

OFFENSE		DEFENSE	
WR	Isaac Curtis	LDE	Gary Burley
LOT	Mike Wilson	LDT	Wilson Whitley
	Rufus Mayes	RDT	Eddie Edwards
LG	Glenn Bujnoch	RDE	Ross Browner
C	Blair Bush	LLB	Glenn Cameron
RG	Dave Lapham	MLB	Jim LeClair
ROT	Vernon Holland	RLB	Reggie Williams
TE	Don Bass	LCB	Louis Breeden
WR	Billy Brooks	RCB	Ken Riley
QB	Ken Anderson	SS	Marvin Cobb
HB	Archie Griffin	FS	Scott Perry
FB	Deacon Turner		
	Pete Johnson,		
	Boobie Clark		

DEFENSE**	ST	AT	TT	SKS-YDS	INT-YDS	PD	FF	FR-YDS
Jim LeClair	91	27	118	2-22	1-11	2	1	0-0
Glenn Cameron	63	30	93	3-23	0-0	4	0	0-0
Reggie Williams	69	17	86	3-20	1-11	10	1	1-30
Gary Burley	63	19	82	4-29	0-0	2	2	0-0
Louis Breeden	60	9	69	1-4	3-25	12	0	0-0
Ross Browner	53	16	69	6.5-73.5	0-0	2	2	3-21
Marvin Cobb	50	12	62	0-0	1-13	12	0	0-0
Wilson Whitley	43	15	58	3-30	0-0	2	0	2-10
Eddie Edwards	45	12	57	5.5-39.5	1-2	0	0	2-0
Tom Dinkel	30	11	41	2-16	1-1	1	1	3-0
Dick Jauron	29	12	41	1-15	4-52	4	0	0-0
Scott Perry	35	14	49	0-0	3-59	8	0	1-0
Ken Riley	26	2	28	0-0	3-33	11	0	1-0
Tom DePaso	15	5	20	0-0	0-0	0	1	0-0
Melvin Morgan	14	6	20	0-0	1-64	3	1	0-0
Ron Shumon	6	5	11	0-0	1-48	0	0	0-0
Boobie Clark	10	0	10	0-0	0-0	0	0	0-0
Jim Corbett	9	1	10	0-0	0-0	0	0	0-0
Ted Vincent	6	4	10	0-0	0-0	1	0	0-0
Ray Griffin	9	0	9	0-0	0-0	0	0	1-0
Tony Davis	8	1	9	0-0	0-0	0	0	0-0
Bo Harris	7	0	7	2-12	0-0	2	0	1-0
Blair Bush	6	1	7	0-0	0-0	0	0	0-0
Chris Devlin	3	3	6	0-0	0-0	0	0	0-0
Tom Ruud	5	0	5	0-0	0-0	0	0	0-0
Don Bass	4	0	4	0-0	0-0	0	0	1-0
Lenvil Elliott	3	0	3	0-0	0-0	0	0	0-0
Ray Phillips	3	0	3	0-0	0-0	0	0	0-0
Dave Purefory	3	0	3	0-0	0-0	0	0	0-0
Archie Griffin	2	0	2	0-0	0-0	0	0	0-0
Bob Johnson	2	0	2	0-0	0-0	0	0	1-0
Dave Lapham	2	0	2	0-0	0-0	0	0	0-0
Dennis Law	2	0	2	0-0	0-0	0	0	0-0
Chris Bahr	1	1	2	0-0	0-0	0	0	0-0
Isaac Curtis	1	0	1	0-0	0-0	0	0	0-0
Pat McInally	1	0	1	0-0	0-0	0	0	0-0
Deacon Turner	0	1	1	0-0	0-0	0	0	0-0

BLOCKED KICKS	BP	BFG	BXP
Scott Perry	1	0	0

* NOTE: The two-point conversion was not instituted in the NFL until 1994.

** NOTE: It was not standard practice to separate the three types of defensive statistics — defense, special teams and miscellaneous — until 1988. Thus, the defensive statistics listed above include the combined totals of all three types. All defensive statistics above are press box statistics produced at the games.

1979 STATISTICS

RECORD: 4-12-0

HEAD COACH: HOMER RICE

DATE	W-L	SCORE	OPPONENT	ATTENDANCE
9-2-79	L	0-10	at Denver	74,788
9-9-79	L	24-51	at Buffalo	43,504
9-16-79	L	14-20	NEW ENGLAND	41,805
9-23-79	L	27-30 (OT)	HOUSTON	45,615
9-30-79	L	13-38	at Dallas	63,179
10-7-79	L	7-10	KANSAS CITY	40,041
10-14-79	W	34-10	PITTSBURGH	52,381
10-21-79	L	27-28	at Cleveland	75,119
10-28-79	W	37-13	PHILADELPHIA	42,036
11-4-79	L	28-38	at Baltimore	37,740
11-11-79	L	24-26	SAN DIEGO	40,782
11-18-79	L	21-42	at Houston	49,829
11-25-79	W	34-28	ST. LOUIS	25,103
12-2-79	L	17-37	at Pittsburgh	46,521
12-9-79	L	14-28	at Washington	52,882
12-16-79	W	16-12	CLEVELAND	42,183

TEAM STATISTICS	BENGALS	OPPONENTS
TOTAL FIRST DOWNS	289	334
Rushing	138	133
Passing	131	175
Penalty	20	26
3rd Down: Made-Att.	—	—
3rd Down Pct.	—	—
4th Down: Made-Att.	—	—
4th Down Pct.	—	—
POSSESSION AVG.	30:48	29:12
TOTAL NET YARDS	4639	5911
Avg. Per Game	289.9	369.4
Total Plays	1049	1052
Avg. Per Play	4.4	5.6
NET YARDS RUSHING	2329	2219
Avg. Per Game	145.6	138.7
Total Rushes	560	528
NET YARDS PASSING	2310	3692
Avg. Per Game	144.4	230.8
Sacked-Yards Lost	63-511	32-216
Gross Yards	2821	3908
Att.-Completions	426-228	492-275
Completion Pct.	53.5	55.9
Had Intercepted	15	20
PUNTS-AVG.	91-40.4	71-39.6
Net Punting Avg.	34.2	33.5
PENALTIES-YARDS	88-744	101-871
FUMBLES-BALLS LOST	24-14	39-24
TOUCHDOWNS	43	52
Rushing	23	22
Passing	17	27
Returns	3	3

SCORE BY PERIODS	1	2	3	4	OT	PTS
BENGALS	83	115	75	64	0	337
OPPONENTS	57	140	106	115	3	421

SCORING	TD	TD-R	TD-P	TD-Rt	PAT	FG	S	PTS
Pete Johnson	15	14	1	0	—	—	0	90
Chris Bahr	0	0	0	0	40-42	13-23	0	79
Isaac Curtis	8	0	8	0	—	—	0	48
Jack Thompson	5	5	0	0	—	—	0	30
Don Bass	3	0	3	0	—	—	0	18
Ken Anderson	2	2	0	0	—	—	0	12
Archie Griffin	2	0	2	0	—	—	0	12
Charles Alexander	1	1	0	0	—	—	0	6
Billy Brooks	1	0	1	0	—	—	0	6
Ray Griffin	1	0	0	1	—	—	0	6
Howie Kurnick	1	0	0	1	—	—	0	6
Jim LeClair	1	0	0	1	—	—	0	6
Dan Ross	1	0	1	0	—	—	0	6
Deacon Turner	1	1	0	0	—	—	0	6
Rick Walker	1	0	1	0	—	—	0	6
BENGALS	43	23	17	3	40-43	13-23	0	337
OPPONENTS	52	22	27	3	49-52	20-27	0	421

Two-point conversions: (NA).

PASSING	ATT	CMP	YDS	CMP%	YDS/ATT	TD	TD%	INT	INT%	LG	SKD-YDS	RAT
Ken Anderson	339	189	2340	55.8	6.90	16	4.7	10	2.9	73t	46-324	80.7
Jack Thompson	87	39	481	44.8	5.53	1	1.1	5	5.7	50	16-178	42.4
Steve Kreider	0	0	0	—	—	0	—	0	—	—	—	—
BENGALS	426	228	2821	53.5	6.62	17	4.0	15	3.5	73t	63-511	72.9
OPPONENTS	492	275	3908	55.9	7.94	27	5.5	20	4.1	59	32-216	83.1

RUSHING	ATT	YDS	AVG	LG	TD
Pete Johnson	243	865	3.6	35t	14
Archie Griffin	140	688	4.9	63	0
Charles Alexander	88	286	3.3	17	1
Ken Anderson	28	235	8.4	21	2
Jack Thompson	21	116	5.5	21	5
Deacon Turner	28	86	3.1	10	1
Don Bass	4	35	8.8	14	0
Pat McNally	1	18	18.0	18	0
Tom Dinkel	2	14	7.0	9	0
Steve Kreider	2	0	0.0	0	0
Nathan Poole	1	-3	-3.0	-3	0
Isaac Curtis	2	-11	-5.5	-4	0
BENGALS	560	2329	4.2	63	23
OPPONENTS	528	2219	4.2	36	22

RECEIVING	REC	YDS	AVG	LG	TD
Don Bass	58	724	12.5	50	3
Archie Griffin	43	417	9.7	52t	2
Dan Ross	41	156	12.6	41	1
Isaac Curtis	32	605	18.9	67t	8
Pete Johnson	24	154	6.4	15t	1
Charles Alexander	11	91	8.3	13	0
Billy Brooks	8	214	26.8	73t	1
Jim Corbett	3	34	11.3	15	0
Steve Kreider	3	20	6.7	8	0
Deacon Turner	2	18	9.0	10	0
Pat McNally	1	24	24.0	24	0
Rick Walker	1	14	14.0	14t	1
Nathan Poole	1	-10	-10.0	-10	0
BENGALS	228	2821	12.4	73t	17
OPPONENTS	275	3908	14.2	59	27

INTERCEPTIONS	NO	YDS	AVG	LG	TD
Dick Jauron	6	41	6.8	12	0
Ray Griffin	4	167	41.8	96t	1
Marvin Cobb	3	19	6.3	14	0
Reggie Williams	2	5	2.5	3	0
Jim Browner	1	15	15.0	15	0
Scott Perry	1	11	11.0	11	0
Wilson Whitley	1	2	2.0	2	0
Jim LeClair	1	0	0.0	0	0
Ken Riley	1	0	0.0	0	0
BENGALS	20	260	13.0	96t	1
OPPONENTS	15	305	20.3	68	2

PUNTING	NO	YDS	AVG	NET	TB	IN-20	LG	BLK.
Pat McNally	89	3678	41.3	34.2	12	19	61	2
BENGALS	91	3678	40.4	34.2	12	19	61	2
OPPONENTS	71	2812	39.6	33.5	6	18	56	0

PUNT RETURNS	NO	FC	YDS	AVG	LG	TD
Vaughn Lusby	32	4	260	8.1	40	0
Mike Levenseller	8	2	46	5.8	21	0
Scott Burk	1	1	0	0.0	0	0
Dick Jauron	1	2	10	10.0	10	0
BENGALS	42	9	316	7.5	40	0
OPPONENTS	48	—	325	6.8	—	0

KICKOFF RETURNS	NO	YDS	AVG	LG	TD
Deacon Turner	55	1149	20.9	36	0
Nathan Poole	7	128	18.3	24	0
Vaughn Lusby	6	92	15.3	28	0
Jim Browner	6	87	14.5	26	0
Howie Kurnick	4	60	15.0	20	0
Ross Browner	2	29	14.5	15	0
Ray Griffin	1	15	15.0	15	0
BENGALS	81	1560	19.3	36	0
OPPONENTS	63	1258	20.0	—	0

FIELD GOALS	1-19	20-29	30-39	40-49	50+
Chris Bahr	0-0	4-6	3-7	4-8	2-2
BENGALS	0-0	4-6	3-7	4-8	2-2
Chris Bahr: (-), (24G), (37N), (48N, 55G, 32N, 52G), (48G, 38G), (43N), (49N), (25N), (24G, 24G, 43G), (38N), (28G), (-), (38G, 33G, 27N), (37N, 46G), (-), (43G, 46N).					

USUAL STARTERS

OFFENSE		DEFENSE	
WR	Don Bass	LDE	Gary Burley
LOT	Mike Wilson	LDT	Eddie Edwards
LG	Glenn Bujnoch	RDT	Wilson Whitley
C	Blair Bush	RDE	Ross Browner
RG	Dave Lapham	LLB	Bo Harris
ROT	Vernon Holland	MLB	Jim LeClair
TE	Dan Ross	RLB	Reggie Williams
WR	Isaac Curtis	LCB	Louis Breeden
QB	Ken Anderson	RCB	Ken Riley
HB	Archie Griffin	SS	Marvin Cobb
FB	Pete Johnson	FS	Dick Jauron

DEFENSE**	ST	AT	TT	SKS-YDS	INT-YDS	PD	FF	FR-YDS
Jim LeClair	92	46	138	0-0	1-0	5	0	1-27
Reggie Williams	66	25	91	3-16	2-5	5	2	1-0
Bo Harris	59	18	77	4-33	0-0	4	1	0-0
Dick Jauron	55	18	73	0-0	6-41	5	2	3-0
Marvin Cobb	50	17	67	0-0	3-19	7	0	0-0
Gary Burley	56	10	66	5-40	0-0	2	0	0-0
Ross Browner	48	16	64	6-36.5	0-0	2	1	2-0
Jim Browner	48	13	61	0-0	1-15	4	2	1-0
Eddie Edwards	40	15	55	4.5-40	0-0	2	0	2-0
Wilson Whitley	32	11	43	3.5-19.5	1-2	3	1	2-0
Ken Riley	33	9	42	0-0	1-0	13	0	3-31
Tom Dinkel	31	11	42	1-1	0-0	1	0	0-0
Glenn Cameron	29	12	41	0-0	0-0	1	0	0-0
Scott Perry	23	9	32	0-0	1-11	3	0	0-0
Ray Griffin	30	1	31	0-0	4-167	6	0	1-0
Mike White	20	8	28	2-16	0-0	0	0	0-0
Louis Breeden	17	5	22	0-0	0-0	5	0	0-0
Mack Mitchell	13	7	20	3-14	0-0	1	0	0-0
Tom Ruud	14	5	19	0-0	0-0	0	0	0-0
Howie Kurnick	16	1	17	0-0	0-0	2	2	2-38
Mike Levenseller	14	2	16	0-0	0-0	0	0	2-0
Vaughn Lusby	11	1	12	0-0	0-0	0	1	2-0
Scott Burk	4	1	5	0-0	0-0	0	0	1-0
Nathan Poole	4	1	5	0-0	0-0	0	0	1-0
Jim Corbett	3	0	3	0-0	0-0	0	0	0-0
Rick Walker	3	0	3	0-0	0-0	0	0	0-0
Mike Wilson	2	0	2	0-0	0-0	0	0	0-0
Charles Alexander	1	0	1	0-0	0-0	0	0	0-0
Chris Bahr	1	0	1	0-0	0-0	0	0	0-0
Blair Bush	1	0	1	0-0	0-0	0	0	0-0
Isaac Curtis	1	0	1	0-0	0-0	0	0	0-0
Pete Johnson	1	0	1	0-0	0-0	0	0	0-0
Dave Lapham	1	0	1	0-0	0-0	0	0	0-0
Max Montoya	1	0	1	0-0	0-0	0	0	0-0

BLOCKED KICKS	BP	BFG	BXP
Gary Burley	0	1	0
Marvin Cobb	0	1	0

* NOTE: The two-point conversion was not instituted in the NFL until 1994.

** NOTE: It was not standard practice to separate the three types of defensive statistics — defense, special teams and miscellaneous — until 1988. Thus, the defensive statistics listed above include the combined totals of all three types. All defensive statistics above are press box statistics produced at the games.

1980 STATISTICS

RECORD: 6-10-0

HEAD COACH: FORREST GREGG

DATE	W-L	SCORE	OPPONENT	ATTENDANCE
9-7-80	L	12-17	TAMPA BAY	43,211
9-14-80	L	16-17	at Miami	38,322
9-21-80	W	30-28	PITTSBURGH	52,490
9-28-80	L	10-13	HOUSTON	50,413
10-5-80	L	9-14	at Green Bay	55,006
10-12-80	W	17-16	at Pittsburgh	53,668
10-19-80	W	14-0	MINNESOTA	44,487
10-26-80	L	3-23	at Houston	49,189
11-2-80	L	14-31	SAN DIEGO	46,406
11-9-80	L	17-28	at Oakland	44,132
11-16-80	L	0-14	BUFFALO	40,836
11-23-80	L	7-31	at Cleveland	79,253
11-30-80	W	20-6	at Kansas City	41,594
12-7-80	W	34-33	BALTIMORE	35,651
12-14-80	W	17-14 (OT)	at Chicago	48,808
12-21-80	L	24-27	CLEVELAND	50,058

TEAM STATISTICS	BENGALS	OPPONENTS
TOTAL FIRST DOWNS	283	286
Rushing	111	111
Passing	147	154
Penalty	25	21
3rd Down: Made-Att.	—	—
3rd Down Pct.	—	—
4th Down: Made-Att.	—	—
4th Down Pct.	—	—
POSSESSION AVG.	30:57	29:03
TOTAL NET YARDS	4884	4804
Avg. Per Game	305.3	300.3
Total Plays	1060	995
Avg. Per Play	4.6	4.8
NET YARDS RUSHING	2069	1680
Avg. Per Game	129.3	105.0
Total Rushes	513	469
NET YARDS PASSING	2815	3124
Avg. Per Game	175.9	195.3
Sacked-Yards Lost	37-287	35-302
Gross Yards	3102	3426
Att.-Completions	510-281	491-284
Completion Pct.	55.1	57.8
Had Intercepted	25	20
PUNTS-AVG.	87-39.7	72-38.5
Net Punting Avg.	31.3	33.3
PENALTIES-YARDS	118-949	106-809
FUMBLES-BALLS LOST	22-8	44-22
TOUCHDOWNS	28	38
Rushing	9	13
Passing	17	22
Returns	2	3

SCORE BY PERIODS	1	2	3	4	OT	PTS
BENGALS	80	65	30	66	3	244
OPPONENTS	17	109	85	101	0	312

SCORING	TD	TD-R	TD-P	TD-R	PAT	FG	S	PTS
Ian Sunter	0	0	0	0	15-15	11-20	0	48
Pete Johnson	7	6	1	0	—	—	0	42
Don Bass	6	0	6	0	—	—	0	36
Dan Ross	4	0	4	0	—	—	0	24
Jim Breech	0	0	0	0	11-12	4-7	0	23
Isaac Curtis	3	0	3	0	—	—	0	18
Charles Alexander	2	2	0	0	—	—	0	12
Ray Griffin	2	0	0	2	—	—	0	12
Pat McNally	2	0	2	0	—	—	0	12
Jack Thompson	1	1	0	0	—	—	0	6
Deacon Turner	1	0	1	0	—	—	0	6
Reggie Williams	0	0	0	0	—	—	1	2
Sandro Vitiello	0	0	0	0	1-1	0-2	0	1
(team)	—	—	—	—	—	—	1	2
BENGALS	28	9	17	2	27-28	15-29	2	244
OPPONENTS	38	13	22	3	36-38	16-27	0	312

Two-point conversions: (NA).

RUSHING	ATT	YDS	AVG	LG	TD
Pete Johnson	186	747	4.0	57t	6
Charles Alexander	169	702	4.2	37	2
Archie Griffin	85	260	3.1	14	0
Deacon Turner	30	130	4.3	24	0
Ken Anderson	16	122	7.6	20	0
Jack Thompson	18	84	4.7	15	1
Cleotha Montgomery	1	12	12.0	12	0
Mike Levenseller	1	6	6.0	6	0
Nathan Poole	5	6	1.2	7	0
M.L. Harris	1	0	0.0	0	0
Pat McNally	1	0	0.0	0	0
BENGALS	513	2069	4.0	57t	9
OPPONENTS	469	1680	3.6	55t	13

RECEIVING	REC	YDS	AVG	LG	TD
Dan Ross	56	724	12.9	37	4
Isaac Curtis	43	610	14.2	67t	3
Charles Alexander	36	192	5.3	23	0
Don Bass	32	409	12.8	55t	6
Archie Griffin	28	196	7.0	19	0
Pete Johnson	21	172	8.2	28t	1
Pat McNally	18	269	14.9	59t	2
Steve Kreider	17	272	16.0	30	0
Deacon Turner	12	73	6.1	15t	1
M.L. Harris	10	137	13.7	26	0
Jim Corbett	3	28	9.3	12	0
Mike Levenseller	2	30	15.0	22	0
Nathan Poole	2	-4	-2.0	3	0
Anthony Munoz	1	-6	-6.0	-6	0
BENGALS	281	3102	11.0	67t	17
OPPONENTS	284	3426	12.1	68t	22

INTERCEPTIONS	NO	YDS	AVG	LG	TD
Louis Breenen	7	91	13.0	29	0
Glenn Cameron	3	43	14.3	27	0
Ken Riley	3	9	3.0	9	0
Ray Griffin	2	80	40.0	52t	2
Reggie Williams	2	8	4.0	8	0
Dick Jauron	1	11	11.0	11	0
Bryan Hicks	1	8	8.0	8	0
Greg Bright	1	5	5.0	5	0
BENGALS	20	255	12.8	52t	2
OPPONENTS	25	351	14.0	47	0

PUNTING	NO	YDS	AVG	NET	TB	IN-20	LG	BLK.
Pat McNally	83	3390	40.8	31.5	12	21	61	2
Jim Breech	2	67	33.5	22.5	1	1	37	0
BENGALS	87	3457	39.7	31.3	13	22	61	2
OPPONENTS	72	2773	38.5	33.3	6	16	57	0

PUNT RETURNS	NO	FC	YDS	AVG	LG	TD
Cleotha Montgomery	31	7	223	7.2	42	0
Jo-Jo Heath	6	1	29	4.8	11	0
Greg Bright	1	0	0	0.0	0	0
Reggie Williams	1	0	0	0.0	0	0
BENGALS	39	8	252	6.5	42	0
OPPONENTS	46	—	478	10.4	—	0

KICKOFF RETURNS	NO	YDS	AVG	LG	TD
Cleotha Montgomery	44	843	19.2	40	0
Deacon Turner	9	173	19.2	31	0
Bryan Hicks	5	87	17.4	21	0
Jo-Jo Heath	3	51	17.0	21	0
Steve Kreider	1	19	19.0	19	0
Jim Browner	2	10	5.0	10	0
Nathan Poole	1	8	8.0	8	0
Ron Simpkins	3	8	2.7	8	0
BENGALS	68	1199	17.6	40	0
OPPONENTS	57	1180	20.7	—	1

FIELD GOALS	1-19	20-29	30-39	40-49	50+
Ian Sunter	0-0	7-7	3-7	1-5	0-1
Jim Breech	0-0	2-2	1-2	1-3	0-0
Sandro Vitiello	0-0	0-0	0-2	0-0	0-0
BENGALS	0-0	9-9	4-11	2-8	0-1

Ian Sunter: (35G), (48N, 46N), (32N, 21G, 42G, 27G), (26G), (20G, 31G, 34G), (24G, 52N, 38N), (33N), (23G, 43N), (35N), (29G, 43N), (—), (—), (—), (—), (—), (—).

Sandro Vitiello: (—), (—), (—), (—), (—), (—), (—), (—), (—), (—), (—), (—), (30B, 33N), (—), (—), (—), (—).

Jim Breech: (—), (—), (—), (—), (—), (—), (—), (—), (—), (—), (—), (—), (—), (47N), (21G, 32G), (28G, 45N), (33N, 42G).

PASSING	ATT	CMP	YDS	CMP%	YDS/ATT	TD	TD%	INT	INT%	LG	SKD-YDS	RAT
Ken Anderson	275	166	1778	60.4	6.47	6	2.2	13	4.7	67t	24-174	66.9
Jack Thompson	234	115	1324	49.1	5.66	11	4.7	12	5.1	59t	13-113	60.9
Steve Kreider	1	0	0	0.0	0.00	0	0.0	0	0.0	—	0-0	39.6
BENGALS	510	281	3102	55.1	6.08	17	3.3	25	4.9	67t	37-287	64.0
OPPONENTS	491	284	3426	57.8	6.98	22	4.5	20	4.1	68t	35-302	77.3

USUAL STARTERS

OFFENSE		DEFENSE	
WR	Don Bass	LDE	Eddie Edwards
LOT	Anthony Munoz	NT	Wilson Whitley
LG	Glenn Bujnoch	RDE	Ross Browner
C	Blair Bush	LOLB	Tom Dinkel
RG	Max Montoya		Bo Harris
ROT	Mike Wilson	LILB	Jim LeClair
TE	Dan Ross	RILB	Glenn Cameron
WR	Isaac Curtis	ROLB	Reggie Williams
QB	Ken Anderson	LCB	Ray Griffin
HB	Charles Alexander,	RCB	Ken Riley
	Archie Griffin	SS	Greg Bright
FB	Pete Johnson,	FS	Dick Jauron
	Charles Alexander		

DEFENSE**	ST	AT	TT	SKS-YDS	INT-YDS	PD	FF	FR-YDS
Jim LeClair	74	24	98	0-0	0-0	7	0	1-0
Glenn Cameron	74	12	86	0-0	3-43	2	2	1-0
Reggie Williams	64	16	80	2-22	2-8	3	0	1-0
Tom Dinkel	49	14	63	1-11	0-0	2	0	3-0
Ray Griffin	50	8	58	0-0	2-80	8	1	2-14
Ross Browner	47	11	58	8-74	0-0	5	0	1-0
Bo Harris	44	11	55	2-11	0-0	3	2	2-15
Ken Riley	51	3	54	0-0	3-9	14	0	1-0
Bryan Hicks	46	6	52	1-10	1-8	4	1	1-0
Dick Jauron	40	9	49	0-0	1-11	3	1	1-0
Greg Bright	37	10	47	1-10	1-5	2	1	3-0
Eddie Edwards	42	1	43	12-105	0-0	1	0	1-0
Louis Breenen	38	0	38	0-0	7-91	12	0	0-0
Ron Simpkins	26	10	36	1-0	0-0	2	1	1-0
Wilson Whitley	25	7	32	2-16	0-0	0	0	0-0
Rick Razzano	11	4	15	0-0	0-0	0	0	1-0
Nathan Poole	10	1	11	0-0	0-0	0	1	1-0
Mike St. Clair	10	1	11	5-43	0-0	0	0	0-0
Gary Burley	9	0	9	0-0	0-0	1	0	0-0
Mike Levenseller	7	1	8	0-0	0-0	0	0	0-0
M.L. Harris	7	0	7	0-0	0-0	0	0	0-0
Mike White	6	1	7	0-0	0-0	0	0	0-0
Andrew Melontree	6	0	6	0-0	0-0	0	0	1-0
Blair Bush	4	1	5	0-0	0-0	0	0	0-0
Rod Horn	3	1	4	0-0	0-0	1	0	0-0
Jo-Jo Heath	3	0	3	0-0	0-0	1	0	0-0
Mike Wilson	3	0	3	0-0	0-0	0	0	0-0
Shafer Suggs	2	1	3	0-0	0-0	0	0	0-0
Jim Breech	2	0	2	0-0	0-0	0	0	0-0
Jim Browner	2	0	2	0-0	0-0	1	0	0-0
Bill Glass	2	0	2	0-0	0-0	0	0	0-0
Blake Moore	2	0	2	0-0	0-0	0	0	0-0
Anthony Munoz	2	0	2	0-0	0-0	0	0	0-0
Dan Ross	2	0	2	0-0	0-0	0	0	0-0
Charles Alexander	1	0	1	0-0	0-0	0	0	0-0
Glenn Bujnoch	1	0	1	0-0	0-0	0	0	0-0
Jim Corbett	1	0	1	0-0	0-0	0	0	0-0
Isaac Curtis	1	0	1	0-0	0-0	0	0	0-0
Archie Griffin	1	0	1	0-0	0-0	0	0	0-0
Dave Lapham	1	0	1	0-0	0-0	0	0	0-0
Cleotha Montgomery	1	0	1	0-0	0-0	0	0	0-0
Max Montoya	1	0	1	0-0	0-0	0	0	0-0
Jack Thompson	1	0	1	0-0	0-0	0	0	0-0

BLOCKED KICKS	BP	BFG	BXP
Bill Glass	0	1	0
Mike White	0	1	1

* NOTE: The two-point conversion was not instituted in the NFL until 1994.

1981 STATISTICS

RECORD: 12-4-0

HEAD COACH: FORREST GREGG
(BENGALS WON AFC CENTRAL DIVISION; SEE POSTSEASON
PORTION OF TEAM HISTORY SECTION FOR POSTSEASON STATS)

DATE	W-L	SCORE	OPPONENT	ATTENDANCE
9-6-81	W	27-21	SEATTLE	41,177
9-13-81	W	31-30	at N.Y. Jets	49,454
9-20-81	L	17-20	CLEVELAND	52,170
9-27-81	W	27-24 (OT)	BUFFALO	46,418
10-4-81	L	10-17	at Houston	44,350
10-11-81	W	41-19	at Baltimore	33,060
10-18-81	W	34-7	PITTSBURGH	57,090
10-25-81	L	7-17	at New Orleans	46,336
11-1-81	W	34-21	HOUSTON	54,736
11-8-81	W	40-17	at San Diego	51,259
11-15-81	W	24-10	LOS ANGELES	56,836
11-22-81	W	38-21	DENVER	57,207
11-29-81	W	41-21	at Cleveland	75,186
12-6-81	L	3-21	SAN FRANCISCO	56,796
12-13-81	W	17-10	at Pittsburgh	50,623
12-20-81	W	30-28	at Atlanta	35,972

TEAM STATISTICS	BENGALS	OPPONENTS
TOTAL FIRST DOWNS	361	324
Rushing	124	126
Passing	210	167
Penalty	27	31
3rd Down: Made-Att	100-221	96-226
3rd Down Pct.	45.2	42.5
4th Down: Made-Att	—	—
4th Down Pct.	—	—
POSSESSION AVG.	30:52	29:08
TOTAL NET YARDS	5289	5968
Avg. Per Game	373.0	330.6
Total Plays	1078	1055
Avg. Per Play	5.5	5.0
NET YARDS RUSHING	1973	1881
Avg. Per Game	123.3	117.6
Total Rushes	493	465
NET YARDS PASSING	3995	3408
Avg. Per Game	249.7	213.0
Sacked-Yards Lost	35-205	42-349
Gross Yards	4200	3757
Att.-Completions	550-332	548-316
Completion Pct.	60.4	57.7
Had Intercepted	12	19
PUNTS-AVG.	73-44.8	81-40.3
Net Punting Avg.	36.1	34.1
PENALTIES-YARDS	109-896	104-787
FUMBLES-BALLS LOST	25-12	32-18
TOUCHDOWNS	51	38
Rushing	19	12
Passing	30	24
Returns	2	2

SCORE BY PERIODS	1	2	3	4	OT	PTS
BENGALS	74	150	58	136	3	421
OPPONENTS	38	111	17	138	0	304

SCORING	TD	TD-R	TD-P	TD-Rt	PAT	FG	S	PTS
Jim Breech	0	0	0	0	49-51	22-32	0	115
Pete Johnson	16	12	4	0	—	—	0	96
Cris Collinsworth	8	0	8	0	—	—	0	48
Steve Kreider	5	0	5	0	—	—	0	30
Dan Ross	5	0	5	0	—	—	0	30
Archie Griffin	4	3	1	0	—	—	0	24
Charles Alexander	3	2	1	0	—	—	0	18
Isaac Curtis	2	0	2	0	—	—	0	12
M.L. Harris	2	0	2	0	—	—	0	12
David Verser	2	0	2	0	—	—	0	12
Ken Anderson	1	1	0	0	—	—	0	6
Louis Breeden	1	0	0	1	—	—	0	6
Jim Hargrove	1	1	0	0	—	—	0	6
Mike St. Clair	1	0	0	1	—	—	0	6
BENGALS	51	19	30	2	49-51	22-32	0	421
OPPONENTS	38	12	24	2	38-38	12-21	1	304

Two-point conversions: (NA)

PASSING	ATT	CMP	YDS	CMP%	YDS/ATT	TD	TD%	INT	INT%	LG	SKD-YDS	RAT
Ken Anderson	479	300	3754	62.6	7.84	29	6.1	10	2.1	74t	25-140	98.4
Jack Thompson	49	21	267	42.9	5.45	1	2.0	2	4.1	21	7-61	50.3
Turk Schonert	19	10	166	52.6	8.74	0	0.0	0	0.0	36	3-4	82.3
Steve Kreider	3	1	13	33.3	4.33	0	0.0	0	0.0	13	0-0	47.9
BENGALS	550	332	4200	60.4	7.64	30	5.5	12	2.2	74t	35-205	93.3
OPPONENTS	548	316	3757	57.7	6.86	24	4.4	19	3.5	65t	42-349	78.9

RUSHING	ATT	YDS	AVG	LG	TD
Pete Johnson	274	1077	3.9	39t	12
Ken Anderson	46	320	7.0	25	1
Charles Alexander	98	292	3.0	16	2
Archie Griffin	47	163	3.5	23	3
Jim Hargrove	16	66	4.1	27	1
Turk Schonert	7	41	5.9	19	1
Steve Kreider	1	21	21.0	21	0
David Verser	2	11	5.5	9	0
Don Bass	1	9	9.0	9	0
Pat McNally	1	-27	-27.0	-27	0
BENGALS	493	1973	4.0	39t	19
OPPONENTS	465	1881	4.0	43	12

RECEIVING	REC	YDS	AVG	LG	TD
Dan Ross	71	910	12.8	37	5
Cris Collinsworth	67	1009	15.1	74t	8
Pete Johnson	46	320	7.0	33	4
Isaac Curtis	37	609	16.5	68	2
Steve Kreider	37	520	14.1	46	5
Charles Alexander	28	262	9.4	65t	1
Archie Griffin	20	160	8.0	17	1
M.L. Harris	13	181	13.9	42	2
David Verser	6	161	26.8	73t	2
Pat McNally	6	68	11.3	20	0
Jim Hargrove	1	0	0.0	0	0
BENGALS	332	4200	12.7	74t	30
OPPONENTS	316	3757	11.9	65t	24

INTERCEPTIONS	NO	YDS	AVG	LG	TD
Ken Riley	5	6	1.2	6	0
Louis Breeden	4	145	36.3	102t	1
Reggie Williams	4	33	8.3	14	0
Bo Harris	2	92	46.0	49	0
Mike Fuller	1	31	31.0	31	0
Rick Razzano	1	11	11.0	11	0
Glenn Cameron	1	0	0.0	0	0
Jim LeClair	1	0	0.0	0	0
BENGALS	19	318	16.7	102t	1
OPPONENTS	12	143	11.9	38	1

PUNTING	NO	YDS	AVG	NET	TB	IN-20	LG	BLK.
Pat McNally	72	3272	45.4	36.1	11	17	62	1
BENGALS	73	3272	44.8	36.1	11	17	62	1
OPPONENTS	81	3266	40.3	34.1	15	20	66	0

PUNT RETURNS	NO	FC	YDS	AVG	LG	TD
Mike Fuller	23	13	177	7.7	34	0
John Simmons	5	6	24	4.8	11	0
Bryan Hicks	1	0	4	4.0	4	0
BENGALS	29	19	205	7.1	34	0
OPPONENTS	42	—	416	9.9	—	0

KICKOFF RETURNS	NO	YDS	AVG	LG	TD
David Verser	29	691	23.8	78	0
Clarence Chapman	8	171	21.4	29	0
Archie Griffin	6	119	19.8	28	0
Mike Fuller	1	34	34.0	34	0
Ray Griffin	2	31	15.5	17	0
John Simmons	1	10	10.0	10	0
Tom Dinkel	1	0	0.0	0	0
Bobby Kemp	1	0	0.0	0	0
Rick Razzano	0f	0	—	—	0
BENGALS	49	1056	21.6	78	0
OPPONENTS	80	1612	20.2	96t	1

FIELD GOALS	1-19	20-29	30-39	40-49	50+
Jim Breech	0-0	9-11	7-9	5-11	1-1
BENGALS	0-0	9-11	7-9	5-11	1-1

Jim Breech: (25G, 40G, 43N), (25N, 44G), (42B, 29N, 21G), (23G, 28G), (45G, 36N, 48N), (38G, 24G), (27G, 23G), (—), (30G, 51G), (43G, 33G), (37G), (38G, 46N, 48N), (—), (30G), (38G, 41N), (39N, 29G, 20G, 45G).

USUAL STARTERS

OFFENSE		DEFENSE	
WR	Cris Collinsworth	LDE	Eddie Edwards
LOT	Anthony Munoz	NT	Wilson Whitley
LG	Dave Lapham	RDE	Ross Browner
C	Blair Bush	LOLB	Bo Harris
RG	Max Montoya	LILB	Jim LeClair
ROT	Mike Wilson	RILB	Glenn Cameron
TE	Dan Ross	ROLB	Reggie Williams
WR	Isaac Curtis	LCB	Louis Breeden
QB	Ken Anderson	RCB	Ken Riley
HB	Charles Alexander	SS	Bobby Kemp
FB	Pete Johnson	FS	Bryan Hicks

DEFENSE**	ST	AT	TT	SKS-YDS	INT-YDS	PD	FF	FR-YDS
Jim LeClair	81	31	112	1-10	1-0	7	0	1-0
Reggie Williams	83	23	106	11-90	4-33	3	3	3-0
Glenn Cameron	76	20	96	0-0	1-0	7	3	0-0
Bo Harris	69	20	89	2-11	2-92	5	0	2-3
Louis Breeden	67	13	80	0-0	4-145	12	1	1-10
Bryan Hicks	53	22	75	0-0	0-0	8	1	2-3
Bobby Kemp	53	17	70	1-6	0-0	8	2	0-0
Ross Browner	47	11	58	9-80	0-0	2	2	1-0
Eddie Edwards	36	11	47	10-89	0-0	2	1	0-0
Ken Riley	38	5	43	0-0	5-6	14	1	1-0
Rick Razzano	31	10	41	0-0	1-11	0	2	0-0
Wilson Whitley	23	8	31	2-12	0-0	0	0	0-0
Tom Dinkel	24	4	28	0-0	0-0	0	0	0-0
John Simmons	20	3	23	0-0	0-0	2	0	0-0
Rod Horn	18	5	23	0-0	0-0	0	0	1-0
Mike St. Clair	17	4	21	3-24	0-0	2	0	1-12
Guy Frazier	14	7	21	0-0	0-0	2	0	0-0
Ray Griffin	13	6	19	0-0	0-0	4	1	1-0
Mike Fuller	13	5	18	0-0	1-31	2	0	1-0
Gary Burley	11	3	14	2-26	0-0	0	0	0-0
Jeff Schuh	11	3	14	0-0	0-0	0	0	1-0
Oliver Davis	9	1	10	0-0	0-0	0	0	0-0
Blair Bush	7	2	9	0-0	0-0	0	0	0-0
Clarence Chapman	7	2	9	0-0	0-0	1	0	0-0
Steve Kreider	6	1	7	0-0	0-0	0	0	0-0
David Verser	6	1	7	0-0	0-0	0	0	0-0
Jim Hargrove	5	1	6	0-0	0-0	0	0	0-0
M.L. Harris	5	1	6	0-0	0-0	0	0	0-0
Greg Bright	3	1	4	0-0	0-0	0	0	0-0
Charles Alexander	2	0	2	0-0	0-0	0	0	0-0
Ken Anderson	2	0	2	0-0	0-0	0	0	0-0
Jim Breech	2	0	2	0-0	0-0	0	0	0-0
Dave Lapham	2	0	2	0-0	0-0	0	0	0-0
Anthony Munoz	2	0	2	0-0	0-0	0	0	0-0
Pat McNally	1	0	1	0-0	0-0	0	0	0-0
Dan Ross	1	0	1	0-0	0-0	0	0	0-0
Mike Wilson	1	0	1	0-0	0-0	0	0	0-0
Don Bass	0	0	0	0-0	0-0	0	0	1-0
(team)	—	—	—	1-1	—	—	—	—

BLOCKED KICKS	BP	BFG	BXP
(none)	0	0	0

* NOTE: The two-point conversion was not instituted in the NFL until 1994.

** NOTE: It was not standard practice to separate the three types of defensive statistics — defense, special teams and miscellaneous — until 1988. Thus, the defensive statistics listed above include the combined totals of all three types. All defensive statistics above are press box statistics produced at the games.

1982 STATISTICS

RECORD: 7-2-0

HEAD COACH: FORREST GREGG
 (BENGALS WERE SUPER BOWL TOURNAMENT QUALIFIER;
 SEE POSTSEASON PORTION OF TEAM HISTORY
 SECTION FOR POSTSEASON STATS)

DATE	W-L	SCORE	OPPONENT	ATTENDANCE
9-12-82	W	27-6	HOUSTON	52,268
9-19-82	L	20-26 (OT)	at Pittsburgh	53,973
— PLAYERS' STRIKE BEGINS, SEPT. 20 —				
9-27-82	—	—	at Cleveland	
10-3-82	—	—	MIAMI	CANCELED
10-10-82	—	—	at New England	CANCELED
10-17-82	—	—	at N.Y. Giants	CANCELED
10-24-82	—	—	DALLAS	CANCELED
10-31-82	—	—	PITTSBURGH	CANCELED
11-7-82	—	—	WASHINGTON	CANCELED
11-14-82	—	—	at Houston	CANCELED
— PLAYERS' STRIKE ENDS AT 57 DAYS, NOV. 17 —				
11-21-82	W	18-14	at Philadelphia	65,172
11-28-82	W	31-17	L.A. RAIDERS	53,330
12-5-82	W	20-17	at Baltimore	23,598
12-12-82	W	23-10	CLEVELAND	54,305
12-20-82	L	34-50	at San Diego	51,296
12-26-82	W	24-10	SEATTLE	55,330
1-2-83	W	35-27	at Houston	26,522

TEAM STATISTICS	BENGALS	OPPONENTS
TOTAL FIRST DOWNS	207	170
Rushing	63	61
Passing	123	102
Penalty	21	7
3rd Down: Made-Att.	66-122	35-104
3rd Down Pct.	54.1	33.7
4th Down: Made-Att.	2-3	9-13
4th Down Pct.	66.7	69.2
POSSESSION AVG.	33:26	26:34
TOTAL NET YARDS	3288	2893
Avg. Per Game	365.3	321.4
Total Plays	606	551
Avg. Per Play	5.4	5.3
NET YARDS RUSHING	949	850
Avg. Per Game	105.4	94.4
Total Rushes	269	223
NET YARDS PASSING	2339	2043
Avg. Per Game	259.9	227.0
Sacked-Yards Lost	27-162	22-207
Gross Yards	2501	2250
Att.-Completions	310-219	306-187
Completion Pct.	70.6	61.1
Had Intercepted	9	14
PUNTS-AVG.	31-38.7	37-40.1
Net Punting Avg.	34.0	34.3
PENALTIES-YARDS	56-475	64-551
FUMBLES-BALLS LOST	12-7	19-6
TOUCHDOWNS	27	21
Rushing	13	8
Passing	12	12
Returns	2	1

SCORE BY PERIODS	1	2	3	4	OT	PTS
BENGALS	48	76	62	46	0	232
OPPONENTS	24	42	51	54	6	177

SCORING	TD	TD-R	TD-P	TD-RT	PAT	FG	S	PTS
Jim Breech	0	0	0	0	25-26	14-18	0	67
Pete Johnson	7	7	0	0	—	—	0	42
Ken Anderson	4	4	0	0	—	—	0	24
M.L. Harris	3	0	3	0	—	—	0	18
Dan Ross	3	0	3	0	—	—	0	18
Charles Alexander	2	1	1	0	—	—	0	12
Steve Kreider	1	0	1	0	*1	—	0	7
Cris Collinsworth	1	0	1	0	—	—	0	6
Isaac Curtis	1	0	1	0	—	—	0	6
Archie Griffin	1	1	0	0	—	—	0	6
Bo Harris	1	0	0	1	—	—	0	6
Rodney Holman	1	0	1	0	—	—	0	6
Ken Riley	1	0	0	1	—	—	0	6
David Verser	1	0	1	0	—	—	0	6
Reggie Williams	0	0	0	0	—	—	1	2
BENGALS	27	13	12	2	26-27	14-18	1	232
OPPONENTS	21	8	12	1	19-21	10-12	1	177

*PAT scored on a run.
 Two-point conversions: (NA).

PASSING	ATT	CMP	YDS	CMP%	YDS/ATT	TD	TD%	INT	INT%	LG	SKD-YDS	RAT
Ken Anderson	309	218	2495	70.6	8.07	12	3.9	9	2.9	56t	26-154	95.3
Turk Schonert	1	1	6	100.0	6.00	0	0.0	0	0.0	6	1-8	91.7
BENGALS	310	219	2501	70.6	8.07	12	3.9	9	2.9	56t	27-162	95.4
OPPONENTS	306	187	2250	61.1	7.35	12	3.9	14	4.6	66t	22-207	77.7

RUSHING	ATT	YDS	AVG	LG	TD
Pete Johnson	156	622	4.0	21	7
Charles Alexander	64	207	3.2	18	1
Ken Anderson	25	85	3.4	12t	4
Archie Griffin	12	39	3.3	10t	1
Isaac Curtis	3	15	5.0	8	0
Rodney Tate	2	2	1.0	2	0
David Verser	1	1	1.0	1	0
M.L. Harris	2	-3	-1.5	5	0
Turk Schonert	3	-8	-2.7	-3	0
Cris Collinsworth	1	-11	-11.0	-11	0
BENGALS	269	949	3.5	21	13
OPPONENTS	223	850	3.8	48t	8

RECEIVING	REC	YDS	AVG	LG	TD
Cris Collinsworth	49	700	14.3	50	1
Dan Ross	47	508	10.8	28	3
Pete Johnson	31	267	8.6	25	0
Isaac Curtis	23	320	13.9	45	1
Archie Griffin	22	172	7.8	22	0
Steve Kreider	16	230	14.4	28	1
Charles Alexander	14	85	6.1	14	1
M.L. Harris	10	103	10.3	17t	3
David Verser	4	98	24.5	56t	1
Rodney Holman	3	18	6.0	10	1
BENGALS	219	2501	11.4	56t	12
OPPONENTS	187	2250	12.0	66t	12

INTERCEPTIONS	NO	YDS	AVG	LG	TD
Ken Riley	5	88	17.6	56t	1
Louis Breeden	2	9	4.5	9	0
Bo Harris	1	62	62.0	62t	1
Ross Browner	1	29	29.0	29	0
Ray Griffin	1	21	21.0	21	0
Reggie Williams	1	20	20.0	20	0
Jim LeClair	1	11	11.0	11	0
Mike Fuller	1	0	0.0	0	0
Bobby Kemp	1	0	0.0	0	0
BENGALS	14	240	17.1	62t	2
OPPONENTS	9	93	10.3	35	1

PUNTING	NO	YDS	AVG	NET	TB	IN-20	LG	BLK.
Pat McNally	31	1201	38.7	34.0	4	7	53	0
BENGALS	31	1201	38.7	34.0	4	7	53	0
OPPONENTS	37	1484	40.1	34.3	6	8	52	0

PUNT RETURNS	NO	FC	YDS	AVG	LG	TD
Mike Fuller	17	8	95	5.6	13	0
BENGALS	17	8	95	5.6	13	0
OPPONENTS	17	—	68	4.0	—	0

KICKOFF RETURNS	NO	YDS	AVG	LG	TD
David Verser	16	320	20.0	33	0
Rodney Tate	14	314	22.4	55	0
Mike Fuller	1	9	9.0	9	0
BENGALS	31	643	20.7	55	0
OPPONENTS	45	851	18.9	—	0

FIELD GOALS	1-19	20-29	30-39	40-49	50+
Jim Breech	2-2	3-3	5-6	3-5	1-2
BENGALS	2-2	3-3	5-6	3-5	1-2
Jim Breech: (25G, 43G, 47N, 43N), (31G, 50G, 39B), (49G, 19G, 38G), (35G), (—), (36G, 21G, 44G), (27G, 19G), (34G), (51N).					

USUAL STARTERS

OFFENSE		DEFENSE	
WR	Cris Collinsworth	LDE	Eddie Edwards
LOT	Anthony Munoz	NT	Wilson Whitley
LG	Dave Lapham	RDE	Ross Browner
C	Blair Bush	LOLB	Bo Harris
RG	Max Montoya	LILB	Jim LeClair
ROT	Mike Wilson	RILB	Glenn Cameron
TE	Dan Ross	ROLB	Reggie Williams
WR	Isaac Curtis	LCB	Louis Breeden
QB	Ken Anderson	RCB	Ken Riley
HB	Charles Alexander	SS	Bobby Kemp
FB	Pete Johnson	FS	Bryan Hicks

DEFENSE**	ST	AT	TT	SKS-YDS	INT-YDS	PD	FF	FR-YDS
Bobby Kemp	41	11	52	1-2	1-0	6	1	0-0
Jim LeClair	33	17	50	2.5-20	1-11	1	0	0-0
Bryan Hicks	31	17	48	0-0	0-0	9	0	0-0
Reggie Williams	34	9	43	4.5-41	1-20	3	0	4-0
Glenn Cameron	29	14	43	0-0	0-0	1	1	0-0
Ross Browner	28	13	41	3-38	1-29	1	1	0-0
Bo Harris	31	9	40	2-22	1-62	2	1	0-0
Eddie Edwards	25	5	30	6-53	0-0	1	0	1-0
Ken Riley	26	3	29	0-0	5-88	9	0	0-0
Louis Breeden	25	4	29	1-13	2-9	5	0	0-0
Ray Griffin	18	5	23	0-0	1-21	4	0	0-0
Robert Jackson	17	3	20	0-0	0-0	0	1	0-0
Mike Fuller	16	3	19	0-0	1-0	0	0	1-0
Rick Razzano	12	4	16	0-0	0-0	0	1	0-0
Wilson Whitley	11	4	15	1-12	0-0	0	1	0-0
Guy Frazier	10	2	12	0-0	0-0	0	0	0-0
Tom Dinkel	7	2	9	0-0	0-0	0	0	0-0
Oliver Davis	6	3	9	0-0	0-0	2	0	0-0
Jeff Schuh	6	3	9	0-0	0-0	0	0	0-0
Rodney Holman	5	1	6	0-0	0-0	0	0	0-0
David Verser	3	2	5	0-0	0-0	0	0	0-0
Mike St. Clair	4	0	4	0-0	0-0	0	0	0-0
M.L. Harris	3	0	3	0-0	0-0	0	0	0-0
Glen Collins	2	1	3	1-6	0-0	0	0	0-0
Gary Burley	2	0	2	0-0	0-0	0	0	0-0
Blair Bush	2	0	2	0-0	0-0	0	0	0-0
Jerry Boyarsky	1	1	2	0-0	0-0	0	0	0-0
Ron Simpkins	1	1	2	0-0	0-0	0	1	0-0
Ken Anderson	1	0	1	0-0	0-0	0	0	0-0
Cris Collinsworth	1	0	1	0-0	0-0	0	0	0-0
Isaac Curtis	1	0	1	0-0	0-0	0	0	0-0
Pete Johnson	1	0	1	0-0	0-0	0	0	0-0
Steve Kreider	1	0	1	0-0	0-0	0	0	0-0
John Simmons	1	0	1	0-0	0-0	0	0	0-0
Emanuel Weaver	1	0	1	0-0	0-0	0	0	0-0
Mike Wilson	1	0	1	0-0	0-0	0	0	0-0

BLOCKED KICKS	BP	BFG	BXP
(team)	—	—	1

* NOTE: The two-point conversion was not instituted in the NFL until 1994.

** NOTE: It was not standard practice to separate the three types of defensive statistics — defense, special teams and miscellaneous — until 1988. Thus, the defensive statistics listed above include the combined totals of all three types. All defensive statistics above are press box statistics

1983 STATISTICS

RECORD: 7-9-0

HEAD COACH: FORREST GREGG

DATE	W-L	SCORE	OPPONENT	ATTENDANCE
9-4-83	L	10-20	L.A. RAIDERS	50,956
9-11-83	L	6-10	BUFFALO	46,839
9-15-83	L	7-17	at Cleveland	79,700
9-25-83	W	23-17	at Tampa Bay	56,023
10-2-83	L	31-34	BALTIMORE	48,104
10-10-83	L	14-24	PITTSBURGH	56,086
10-16-83	L	17-24	at Denver	74,305
10-23-83	W	28-21	CLEVELAND	50,047
10-30-83	W	34-14	GREEN BAY	53,349
11-6-83	W	55-14	at Houston	39,706
11-13-83	L	15-20	at Kansas City	44,711
11-20-83	W	38-10	HOUSTON	46,375
11-28-83	L	14-38	at Miami	74,506
12-4-83	W	23-10	at Pittsburgh	55,832
12-11-83	W	17-9	DETROIT	45,728
12-17-83	L	14-20	at Minnesota	51,565

TEAM STATISTICS	BENGALS	OPPONENTS
TOTAL FIRST DOWNS	327	276
Rushing	127	96
Passing	179	156
Penalty	21	24
3rd Down: Made-Att	97-212	94-216
3rd Down Pct.	45.8	43.5
4th Down: Made-Att	7-13	7-11
4th Down Pct.	53.8	63.6
POSSESSION AVG.	31:29	28:31
TOTAL NET YARDS	4327	4327
Avg. Per Game	330.4	270.4
Total Plays	1036	973
Avg. Per Play	5.1	4.4
NET YARDS RUSHING	2104	1499
Avg. Per Game	131.5	93.7
Total Rushes	542	430
NET YARDS PASSING	3183	2828
Avg. Per Game	198.9	176.8
Sacked-Yards Lost	40-309	41-335
Gross Yards	3492	3163
Att.-Completions	454-290	502-288
Completion Pct.	63.9	57.4
Had Intercepted	18	23
PUNTS-AVG.	69-40.6	76-42.3
Net Punting Avg.	33.5	35.8
PENALTIES-YARDS	99-837	100-871
FUMBLES-BALLS LOST	35-15	35-16
TOUCHDOWNS	43	36
Rushing	24	16
Passing	14	17
Returns	5	3

SCORE BY PERIODS	1	2	3	4	OT	PTS
BENGALS	102	140	54	50	0	346
OPPONENTS	55	86	65	96	0	302

SCORING	TD	TD-R	TD-P	TD-R	PAT	FG	S	PTS
Jim Breech	0	0	0	0	39-41	16-23	0	87
Pete Johnson	14	14	0	0	—	—	0	84
Cris Collinsworth	5	0	5	0	—	—	0	30
Charles Alexander	3	3	0	0	—	—	0	18
Larry Kinnebrew	3	3	0	0	—	—	0	18
Dan Ross	3	0	3	0	—	—	0	18
Isaac Curtis	2	0	2	0	—	—	0	12
M.L. Harris	2	0	2	0	—	—	0	12
Ken Riley	2	0	0	2	—	—	0	12
Turk Schonert	2	2	0	0	—	—	0	12
Stanley Wilson	2	1	1	0	—	—	0	12
Ken Anderson	1	1	0	0	—	—	0	6
James Griffin	1	0	0	1	—	—	0	6
Ray Horton	1	0	0	1	—	—	0	6
Steve Kreider	1	0	1	0	—	—	0	6
Reggie Williams	1	0	0	1	—	—	0	6
Ross Browner	0	0	0	0	1	—	0	1
BENGALS	43	24	14	5	40-43	16-23	0	346
OPPONENTS	36	16	17	3	35-36	17-22	0	302

*PAT scored on a pass from Steve Kreider.

Two-point conversions: (NA*).

PASSING	ATT	CMP	YDS	CMP%	YDS/ATT	TD	TD%	INT	INT%	LG	SKD-YDS	RAT
Ken Anderson	297	198	2333	66.7	7.86	12	4.0	13	4.4	80t	25-187	85.6
Turk Schonert	156	92	1159	59.0	7.43	2	1.3	5	3.2	54	15-122	73.1
Steve Kreider	1	0	0	0.0	0.00	0	0.0	0	0.0	—	0-0	39.6
BENGALS	454	290	3492	63.9	7.69	14	3.1	18	4.0	80t	40-309	81.1
OPPONENTS	502	288	3163	57.4	6.30	17	3.4	23	4.6	53	41-335	68.3

RUSHING	ATT	YDS	AVG	LG	TD
Pete Johnson	210	763	3.6	16t	14
Charles Alexander	153	523	3.4	12	3
Stanley Wilson	56	267	4.8	18	1
Larry Kinnebrew	39	156	4.0	17	3
Ken Anderson	22	147	6.7	29	1
Turk Schonert	29	117	4.0	15	2
Rodney Tate	25	77	3.1	13	0
David Verser	2	31	15.5	29	0
Mike Martin	2	21	10.5	15	0
Cris Collinsworth	2	2	1.0	8	0
Steve Kreider	1	2	2.0	2	0
Jeff Christensen	1	-2	-2.0	-2	0
BENGALS	542	2104	3.9	29	24
OPPONENTS	430	1499	3.5	40	16

RECEIVING	REC	YDS	AVG	LG	TD
Cris Collinsworth	66	1130	17.1	63	5
Isaac Curtis	42	571	13.6	80t	2
Steve Kreider	42	554	13.2	54	1
Dan Ross	42	483	11.5	30	3
Charles Alexander	32	187	5.8	14	0
Rodney Tate	18	142	7.9	25	0
Pete Johnson	15	129	8.6	18	0
Stanley Wilson	12	107	8.9	19	1
M.L. Harris	8	66	8.3	14	2
David Verser	7	82	11.7	22	0
Mike Martin	2	22	11.0	12	0
Rodney Holman	2	15	7.5	10	0
Larry Kinnebrew	2	4	2.0	2	0
BENGALS	290	3492	12.0	80t	14
OPPONENTS	288	3163	11.0	53	17

INTERCEPTIONS	NO	YDS	AVG	LG	TD
Ken Riley	8	89	11.1	42t	2
Ray Horton	5	121	24.2	55t	1
Bobby Kemp	3	26	8.7	26	0
Louis Breen	2	47	23.5	39	0
Ray Griffin	2	24	12.0	24	0
Robert Jackson	2	21	10.5	15	0
James Griffin	1	41	41.0	41t	1
BENGALS	23	369	16.0	55t	4
OPPONENTS	18	298	16.6	70t	2

PUNTING	NO	YDS	AVG	NET	TB	IN-20	LG	BLK.
Pat McInally	67	2804	41.9	33.5	9	13	60	2
BENGALS	69	2804	40.6	33.5	9	13	60	2
OPPONENTS	76	3211	42.3	35.8	4	21	70	0

PUNT RETURNS	NO	FC	YDS	AVG	LG	TD
John Simmons	25	2	173	6.9	43	0
Mike Martin	23	3	227	9.9	19	0
Ray Horton	1	1	10	10.0	10	0
BENGALS	49	6	410	8.4	43	0
OPPONENTS	41	5	310	7.6	50	0

KICKOFF RETURNS	NO	YDS	AVG	LG	TD
John Simmons	14	317	22.6	36	0
David Verser	13	253	19.5	29	0
Rodney Tate	13	218	16.8	23	0
Stanley Wilson	7	161	23.0	32	0
Ray Horton	5	128	25.6	49	0
Mike Martin	1	19	19.0	19	0
Tom Dinkel	1	1	1.0	1	0
BENGALS	54	1097	20.3	49	0
OPPONENTS	68	1298	19.1	90	0

FIELD GOALS	1-19	20-29	30-39	40-49	50+
Jim Breech	2-2	7-7	5-7	2-5	0-2
BENGALS	2-2	7-7	5-7	2-5	0-2

Jim Breech: (36G), (40N, 47G, 30G), (—), (24G), (19G), (47N), (51N, 35G), (—), (—), (29G, 44G), (31G, 23G, 23G), (26G), (—), (32G, 19G, 27G), (32N, 28G), (44N, 35N, 52N).

USUAL STARTERS

OFFENSE		DEFENSE	
WR	Cris Collinsworth	LDE	Eddie Edwards
LOT	Anthony Munoz	NT	Jerry Boyarsky
LG	Dave Lapham	RDE	Ross Browner,
C	Dave Rimington		Glen Collins
RG	Max Montoya	LOLB	Tom Dinkel
ROT	Mike Wilson	LILB	Jim LeClair
TE	Dan Ross	RILB	Glenn Cameron
WR	Isaac Curtis	ROLB	Reggie Williams
QB	Ken Anderson	LCB	Louis Breen
HB	Rodney Tate,	RCB	Ken Riley
	Charles Alexander,	SS	Bobby Kemp
FB	Charles Alexander,	FS	Robert Jackson
	Pete Johnson		

DEFENSE**	ST	AT	TT	SKS-YDS	INT-YDS	PD	FF	FR-YDS
Glenn Cameron	63	40	103	2-18	0-0	1	0	1-1
Reggie Williams	57	33	90	7.5-64.5	0-0	5	3	4-59
Robert Jackson	51	37	88	0-0	2-21	7	0	0-0
Jim LeClair	38	40	78	1-11	0-0	2	0	0-0
Louis Breen	44	15	59	1-9	2-47	10	1	1-0
Bobby Kemp	38	21	59	1-10	3-26	7	1	1-0
Tim Krumrie	32	21	53	1.5-2.5	0-0	0	0	1-0
Ken Riley	39	5	44	0-0	8-89	12	0	1-0
Ray Horton	28	16	44	0-0	5-121	6	0	0-0
Guy Frazier	28	14	42	1-8	0-0	0	0	0-0
Ross Browner	25	15	40	3-26	0-0	1	2	0-0
Eddie Edwards	23	15	38	13-94.5	0-0	0	0	1-0
Rick Razzano	20	16	36	0-0	0-0	0	0	1-0
Tom Dinkel	22	12	34	0.5-4	0-0	3	0	2-4
Jerry Boyarsky	18	14	32	1.5-13.5	0-0	0	0	0-0
Ray Griffin	20	4	24	1-10	2-24	0	1	1-13
Glen Collins	13	8	21	5-53	0-0	2	1	1-0
John Simmons	10	7	17	0-0	0-0	1	0	0-0
Jeff Schuh	8	5	13	0-0	0-0	0	0	0-0
Larry Kinnebrew	10	2	12	0-0	0-0	0	0	0-0
Steve Maidlow	10	1	11	0-0	0-0	0	0	0-0
Ron Simpkins	5	6	11	0-0	0-0	0	0	1-0
James Griffin	8	2	10	0-0	1-41	1	0	0-0
Jimmy Turner	6	2	8	0-0	0-0	0	1	0-0
Stanley Wilson	4	3	7	0-0	0-0	0	0	0-0
Gary Burley	5	0	5	2-11	0-0	2	0	0-0
Rodney Holman	4	1	5	0-0	0-0	0	0	0-0
M.L. Harris	3	1	4	0-0	0-0	0	0	0-0
Charles Alexander	3	0	3	0-0	0-0	0	0	0-0
Mike Martin	3	0	3	0-0	0-0	0	0	0-0
Isaac Curtis	2	0	2	0-0	0-0	0	0	0-0
Jim Hannula	0	2	2	0-0	0-0	0	0	0-0
Jim Breech	1	0	1	0-0	0-0	0	0	0-0
Cris Collinsworth	1	0	1	0-0	0-0	0	0	0-0
Pete Johnson	1	0	1	0-0	0-0	0	0	0-0
Steve Kreider	1	0	1	0-0	0-0	0	0	0-0
Dave Lapham	1	0	1	0-0	0-0	0	0	0-0
Anthony Munoz	1	0	1	0-0	0-0	0	0	0-0
Dave Rimington	1	0	1	0-0	0-0	0	0	0-0
Dan Ross	1	0	1	0-0	0-0	0	0	0-0
Bryan Hicks	0	1	1	0-0	0-0	1	0	0-0

BLOCKED KICKS	BP	BFG	BXP
Tim Krumrie	0	0	1

* NOTE: The two-point conversion was not instituted in the NFL until 1994.

** NOTE: It was not standard practice to separate the three types of defensive statistics — defense, special teams and miscellaneous — until 1988. Thus, the defensive statistics listed above include the combined totals of all three types. All defensive statistics above are press box statistics produced at the games.

1984 STATISTICS

RECORD: 8-8-0

HEAD COACH: SAM WYCHE

DATE	W-L	SCORE	OPPONENT	ATTENDANCE
9-2-84	L	17-20	at Denver	74,178
9-9-84	L	22-27	KANSAS CITY	47,111
9-16-84	L	23-43	at N.Y. Jets	64,193
9-23-84	L	14-24	L.A. RAMS	45,406
10-1-84	L	17-38	at Pittsburgh	57,098
10-7-84	W	13-3	HOUSTON	43,637
10-14-84	L	14-20	at New England	48,154
10-21-84	W	12-9	CLEVELAND	50,667
10-28-84	W	31-13	at Houston	34,010
11-4-84	L	17-23	at San Francisco	58,324
11-11-84	W	22-20	PITTSBURGH	52,497
11-18-84	L	6-26	SEATTLE	50,280
11-25-84	W	35-14	ATLANTA	44,678
12-2-84	W	20-17 (OT)	at Cleveland	51,774
12-9-84	W	24-21	at New Orleans	40,855
12-16-84	W	52-21	BUFFALO	55,771

TEAM STATISTICS	BENGALS	OPPONENTS
TOTAL FIRST DOWNS	339	322
Rushing	135	115
Passing	179	191
Penalty	25	16
3rd Down: Made-Att	93-211	82-202
3rd Down Pct.	44.1	40.6
4th Down: Made-Att	10-14	5-11
4th Down Pct.	71.4	45.5
POSSESSION AVG.	30:50	29:10
TOTAL NET YARDS	5480	5259
Avg. Per Game	342.5	328.7
Total Plays	1081	1034
Avg. Per Play	5.1	5.1
NET YARDS RUSHING	2179	1868
Avg. Per Game	136.2	116.8
Total Rushes	540	477
NET YARDS PASSING	3301	3391
Avg. Per Game	206.3	211.9
Sacked-Yards Lost	45-358	40-298
Gross Yards	3659	3689
Att.-Completions	496-306	517-302
Completion Pct.	61.7	58.4
Had Intercepted	22	25
PUNTS-AVG.	67-42.3	67-41.4
Net Punting Avg.	35.3	31.6
PENALTIES-YARDS	85-693	90-743
FUMBLES-BALLS LOST	32-17	27-15
TOUCHDOWNS	39	39
Rushing	18	21
Passing	17	15
Returns	4	3

SCORE BY PERIODS	1	2	3	4	OT	PTS
BENGALS	53	105	77	101	3	339
OPPONENTS	40	98	78	123	0	339

SCORING	TD	TD-R	TD-P	TD-R	PAT	FG	S	PTS
Jim Breech	0	0	0	0	37-37	22-31	0	103
Larry Kinnebrew	10	9	1	0	—	—	0	60
Cris Collinsworth	6	0	6	0	—	—	0	36
Stanford Jennings	5	2	3	0	—	—	0	30
James Brooks	4	2	2	0	—	—	0	24
Charles Alexander	2	2	0	0	—	—	0	12
Boomer Esiason	2	2	0	0	—	—	0	12
M.L. Harris	2	0	2	0	—	—	0	12
James Griffin	1	0	0	1	—	—	0	6
Rodney Holman	1	0	1	0	—	—	0	6
Ray Horton	1	0	0	1	—	—	0	6
Robert Jackson	1	0	0	1	—	—	0	6
Steve Kreider	1	0	1	0	—	—	0	6
Anthony Munoz	1	0	1	0	—	—	0	6
Turk Schonert	1	1	0	0	—	—	0	6
John Simmons	1	0	0	1	—	—	0	6
(team)	—	—	—	—	—	—	1	2
BENGALS	39	18	17	4	37-39	22-31	1	339
OPPONENTS	39	21	15	3	37-39	22-27	1	339

Two-point conversions: (NA)*.

RUSHING	ATT	YDS	AVG	LG	TD
Larry Kinnebrew	154	623	4.0	23	9
Charles Alexander	132	479	3.6	22	2
James Brooks	103	396	3.8	33	2
Stanford Jennings	79	379	4.8	20	2
Turk Schonert	13	77	5.9	17	1
Stanley Wilson	17	74	4.4	9	0
Ken Anderson	11	64	5.8	14	0
Boomer Esiason	19	63	3.3	9	2
John Farley	7	11	1.6	5	0
Cris Collinsworth	1	7	7.0	7	0
David Verser	2	5	2.5	3	0
Mike Martin	1	3	3.0	3	0
M.L. Harris	1	-2	-2.0	-2	0
BENGALS	540	2179	4.0	33	18
OPPONENTS	477	1868	3.9	36	21

RECEIVING	REC	YDS	AVG	LG	TD
Cris Collinsworth	64	989	15.5	57	6
M.L. Harris	48	759	15.8	80	2
Stanford Jennings	35	346	9.9	43	3
James Brooks	34	268	7.9	27	2
Charles Alexander	29	203	7.0	22	0
Rodney Holman	21	239	11.4	27	1
Steve Kreider	20	243	12.2	27	1
Larry Kinnebrew	19	159	8.4	22	1
Isaac Curtis	12	135	11.3	22	0
Mike Martin	11	164	14.9	42	0
David Verser	6	113	18.8	28	0
Stanley Wilson	2	15	7.5	11	0
Don Kern	2	14	7.0	9	0
John Farley	2	11	5.5	10	0
Anthony Munoz	1	1	1.0	11	1
BENGALS	306	3659	12.0	80	17
OPPONENTS	302	3689	12.2	76	15

INTERCEPTIONS	NO	YDS	AVG	LG	TD
Louis Breen	4	96	24.0	70	0
Robert Jackson	4	32	8.0	28	1
Bobby Kemp	4	27	6.8	14	0
Ray Horton	3	48	16.0	48	1
John Simmons	2	43	21.5	43	1
Reggie Williams	2	33	16.5	33	0
Ray Griffin	2	13	6.5	13	0
James Griffin	1	57	57.0	57	1
Glenn Cameron	1	15	15.0	15	0
Jimmy Turner	1	4	4.0	4	0
Jeff Schuh	1	0	0.0	0	0
BENGALS	25	368	14.7	70	4
OPPONENTS	22	364	16.5	52	2

PUNTING	NO	YDS	AVG	NET	TB	IN-20	LG	BLK.
Pat McNally	67	2832	42.3	35.3	8	19	61	0
BENGALS	67	2832	42.3	35.3	8	19	61	0
OPPONENTS	67	2771	41.4	31.6	9	12	62	1

PUNT RETURNS	NO	FC	YDS	AVG	LG	TD
Mike Martin	24	5	376	15.7	55	0
John Simmons	12	6	98	8.2	30	0
Ray Horton	2	0	-1	-0.5	1	0
BENGALS	38	11	473	12.4	55	0
OPPONENTS	38	3	310	8.2	19	0

KICKOFF RETURNS	NO	YDS	AVG	LG	TD
Stanford Jennings	22	452	20.5	46	0
Mike Martin	19	386	20.3	44	0
James Brooks	7	144	20.6	37	0
John Farley	6	93	15.5	32	0
David Verser	3	46	15.3	23	0
John Simmons	1	15	15.0	15	0
M.L. Harris	1	12	12.0	12	0
Larry Kinnebrew	1	7	7.0	7	0
Gary Williams	1	0	0.0	0	0
BENGALS	61	1155	18.9	46	0
OPPONENTS	69	1446	21.0	73	1

FIELD GOALS	1-19	20-29	30-39	40-49	50+
Jim Breech	0-0	9-10	10-12	3-4	0-5
BENGALS	0-0	9-10	10-12	3-4	0-5

Jim Breech: (46G, 50N, 22N), (55N, 29G, 48G), (21G), (-), (32G), (22G, 33G, 51N), (37N, 35N), (24G, 23G, 33G, 25G), (33G), (39G), (42G, 21G, 28G), (30G, 33G), (51N), (22G, 43N, 35G), (50N, 35G), (36G).

PASSING	ATT	CMP	YDS	CMP%	YDS/ATT	TD	TD%	INT	INT%	LG	SKD-YDS	RAT
Ken Anderson	275	175	2107	63.6	7.66	10	3.6	12	4.4	80	24-191	81.0
Turk Schonert	117	78	945	66.7	8.08	4	3.4	7	6.0	57	16-115	77.8
Boomer Esiason	102	51	530	50.0	5.20	3	2.9	3	2.9	36	5-52	62.9
Pat McNally	2	2	77	100.0	38.50	0	0.0	0	0.0	43	0-0	118.8
BENGALS	496	306	3659	61.7	7.38	17	3.4	22	4.4	80	45-358	77.2
OPPONENTS	517	302	3689	58.4	7.14	15	2.9	25	4.8	76	40-298	70.0

USUAL STARTERS

OFFENSE		DEFENSE	
WR	Cris Collinsworth	LDE	Eddie Edwards
LOT	Anthony Munoz	NT	Tim Krumrie
LG	Brian Blados	RDE	Ross Browner
C	Dave Rimington	LOLB	Jeff Schuh
RG	Max Montoya	LILB	Ron Simpkins
ROT	Mike Wilson	RILB	Glenn Cameron
TE	M.L. Harris	ROLB	Reggie Williams
WR	Isaac Curtis	LCB	Louis Breen
QB	Ken Anderson	RCB	Ray Horton
HB	James Brooks	SS	Jimmy Turner, Bobby Kemp
FB	Charles Alexander	FS	Robert Jackson

DEFENSE**	ST	AT	TT	SKS-YDS	INT-YDS	PD	FF	FR-YDS
Reggie Williams	65	27	92	9-55	2-33	6	0	0-0
Tim Krumrie	57	27	84	5-46	0-0	0	0	1-8
Ron Simpkins	52	28	80	0-0	0-0	2	0	1-0
Robert Jackson	54	22	76	0-0	4-32	10	1	2-0
Ross Browner	48	26	74	8-54	0-0	3	3	1-0
Ray Horton	49	17	66	1-8	3-48	16	1	1-0
Eddie Edwards	48	16	64	9-68	0-0	1	2	3-(-2)
Glenn Cameron	38	22	60	1-7	1-15	2	0	0-0
Louis Breen	43	15	58	0-0	4-96	14	0	0-0
Jeff Schuh	36	16	52	2-17	1-0	1	0	0-0
Jimmy Turner	38	12	50	0-0	1-4	6	0	1-0
Bobby Kemp	35	10	45	0-0	4-27	6	0	1-0
Guy Frazier	26	16	42	2-21	0-0	2	2	0-0
John Simmons	24	8	32	0-0	2-43	5	1	0-0
Rick Razzano	12	15	27	0-0	0-0	1	0	1-0
Ray Griffin	20	5	25	0-0	2-13	5	0	1-0
Jerry Boyarsky	8	10	18	0-0	0-0	0	0	0-0
James Griffin	13	3	16	0-0	1-57	4	0	0-0
Don Kern	8	7	15	0-0	0-0	1	0	0-0
Steve Maidlow	10	3	13	0-0	0-0	0	0	0-0
Leo Barker	8	4	12	0-0	0-0	0	0	0-0
Glen Collins	7	5	12	3-22	0-0	1	1	1-0
Bruce Kozerski	7	1	8	0-0	0-0	0	0	0-0
Rodney Holman	5	1	6	0-0	0-0	0	0	1-0
Pete Koch	5	1	6	0-0	0-0	0	0	0-0
Larry Kinnebrew	3	2	5	0-0	0-0	0	0	0-0
Charles Alexander	3	0	3	0-0	0-0	0	0	0-0
Mike Martin	3	0	3	0-0	0-0	0	0	0-0
Ralph Battle	2	1	3	0-0	0-0	0	0	0-0
Brian Pillman	2	1	3	0-0	0-0	0	0	0-0
M.L. Harris	2	0	2	0-0	0-0	0	0	0-0
David Verser	2	0	2	0-0	0-0	0	0	0-0
Jim Breech	1	1	2	0-0	0-0	0	0	0-0
Ken Anderson	1	0	1	0-0	0-0	0	0	0-0
Brian Blados	1	0	1	0-0	0-0	0	0	0-0
Isaac Curtis	1	0	1	0-0	0-0	0	0	0-0
John Farley	1	0	1	0-0	0-0	0	0	0-0
Max Montoya	1	0	1	0-0	0-0	0	0	0-0
Anthony Munoz	1	0	1	0-0	0-0	0	0	0-0
Dave Rimington	1	0	1	0-0	0-0	0	1	0-0
Mike Wilson	1	0	1	0-0	0-0	0	0	0-0
Stanley Wilson	1	0	1	0-0	0-0	0	0	0-0

BLOCKED KICKS	BP
---------------	----

1985 STATISTICS

RECORD: 7-9-0

HEAD COACH: SAM WYCHE

DATE	W-L	SCORE	OPPONENT	ATTENDANCE
9-8-85	L	24-28	SEATTLE	51,625
9-15-85	L	27-41	at St. Louis	46,321
9-22-85	L	41-44	SAN DIEGO	52,270
9-30-85	W	37-24	at Pittsburgh	59,541
10-6-85	L	20-29	N.Y. JETS	51,785
10-13-85	W	35-30	N.Y. GIANTS	53,112
10-20-85	L	27-44	at Houston	35,590
10-27-85	W	26-21	PITTSBURGH	55,421
11-3-85	W	23-17	at Buffalo	25,640
11-10-85	W	27-10	CLEVELAND	57,293
11-17-85	L	6-13	at L.A. Raiders	52,501
11-24-85	L	6-24	at Cleveland	74,439
12-1-85	W	45-27	HOUSTON	46,140
12-8-85	W	50-24	DALLAS	56,936
12-15-85	L	24-27	at Washington	50,544
12-22-85	L	23-34	at New England	57,953

TEAM STATISTICS	BENGALS	OPPONENTS
TOTAL FIRST DOWNS	344	337
Rushing	125	118
Passing	191	194
Penalty	28	25
3rd Down: Made-Att.	82-208	85-197
3rd Down Pct.	39.4	43.1
4th Down: Made-Att.	9-19	8-12
4th Down Pct.	47.4	66.7
POSSESSION AVG.	31:18	28:42
TOTAL NET YARDS	5900	5663
Avg. Per Game	368.8	353.9
Total Plays	1062	1019
Avg. Per Play	5.6	5.6
NET YARDS RUSHING	2183	1999
Avg. Per Game	136.4	124.9
Total Rushes	503	461
NET YARDS PASSING	3717	3664
Avg. Per Game	232.3	229.0
Sacked-Yards Lost	41-365	40-334
Gross Yards	4082	3998
Att.-Completions	518-302	518-297
Completion Pct.	58.3	57.3
Had Intercepted	13	19
PUNTS-AVG.	63-40.7	60-41.3
Net Punting Avg.	29.7	34.5
PENALTIES-YARDS	110-795	84-731
FUMBLES-BALLS LOST	35-16	34-19
TOUCHDOWNS	53	51
Rushing	20	23
Passing	31	26
Returns	2	2

SCORE BY PERIODS	1	2	3	4	OT	PTS
BENGALS	115	106	119	101	0	441
OPPONENTS	61	131	107	138	0	437

SCORING	TD	TD-R	TD-P	TD-R	PAT	FG	S	PTS
Jim Breech	0	0	0	0	48-50	24-33	0	120
James Brooks	12	7	5	0	—	—	0	72
Larry Kinnebrew	10	9	1	0	—	—	0	60
Eddie Brown	8	0	8	0	—	—	0	48
Rodney Holman	7	0	7	0	—	—	0	42
Cris Collinsworth	5	0	5	0	—	—	0	30
Stanford Jennings	4	1	3	0	—	—	0	24
Charles Alexander	2	2	0	0	—	—	0	12
Steve Kreider	1	0	1	0	^1	—	0	7
Boomer Esiason	1	1	0	0	—	—	0	6
James Griffin	1	0	0	1	—	—	0	6
M.L. Harris	1	0	1	0	—	—	0	6
Robert Jackson	1	0	0	1	—	—	0	6
Ross Browner	0	0	0	0	—	—	1	2
BENGALS	53	20	31	2	49-53	24-33	1	441
OPPONENTS	51	23	26	2	51-51	26-34	1	437

*PAT scored on a run.

Two-point conversions: (NA).

PASSING	ATT	CMP	YDS	CMP%	YDS/ATT	TD	TD%	INT	INT%	LG	SKD-YDS	RAT	
Boomer Esiason	431	251	3443	58.2	7.99	27	6.3	12	2.8	68t	32-289	93.2	
Turk Schonert	51	33	460	64.7	9.02	1	2.0	0	0.0	71	6-54	100.1	
Ken Anderson	32	16	170	50.0	5.31	2	6.3	0	0.0	44t	2-16	86.7	
James Brooks	1	1	8	100.0	8.00	1	100.0	0	0.0	8t	0-0	139.6	
Steve Kreider	1	1	1	100.0	1.00	0	0.0	0	0.0	1	0-0	79.2	
Cris Collinsworth	1	0	0	0.0	0.00	0	0.0	1	100.0	—	0-0	0.0	
Pat McNally	1	0	0	0.0	0.00	0	0.0	0	0.0	—	0-0	39.6	
Eddie Brown	0	0	0	—	—	0	—	0	—	—	—	1-6	—
BENGALS	518	302	4082	58.3	7.88	31	6.0	13	2.5	71	41-365	93.0	
OPPONENTS	518	297	3998	57.3	7.72	26	5.0	19	3.7	72t	40-334	83.5	

RUSHING	ATT	YDS	AVG	LG	TD
James Brooks	192	929	4.8	39	7
Larry Kinnebrew	170	714	4.2	29	9
Charles Alexander	44	156	3.5	18	2
Eddie Brown	14	129	9.2	35	0
Stanford Jennings	31	92	3.0	19	1
Boomer Esiason	33	79	2.4	20	1
Bill Johnson	8	44	5.5	15	0
Turk Schonert	8	39	4.9	17	0
Cris Collinsworth	1	3	3.0	3	0
Ken Anderson	1	0	0.0	0	0
Pat McNally	1	-2	-2.0	-2	0
BENGALS	503	2183	4.3	39	20
OPPONENTS	461	1999	4.3	56t	23

RECEIVING	REC	YDS	AVG	LG	TD
Cris Collinsworth	65	1125	17.3	71	5
James Brooks	55	576	10.5	57t	5
Eddie Brown	53	942	17.8	68t	8
Rodney Holman	38	479	12.6	64t	7
Larry Kinnebrew	22	187	8.5	29t	1
Charles Alexander	15	110	7.3	19	0
Mike Martin	14	187	13.4	28	0
Stanford Jennings	12	101	8.4	24	3
Steve Kreider	10	184	18.4	56	1
M.L. Harris	10	123	12.3	22t	1
Dan Ross	6	63	10.5	20	0
Brian Blados	1	4	4.0	4	0
Anthony Munoz	1	1	1.0	1	0
BENGALS	302	4082	13.5	71	31
OPPONENTS	297	3998	13.5	72t	26

INTERCEPTIONS	NO	YDS	AVG	LG	TD
James Griffin	7	116	16.6	33	1
Robert Jackson	6	100	16.7	57t	1
Louis Breedon	2	24	12.0	30	0
Ray Horton	2	3	1.5	3	0
Jimmy Turner	1	40	40.0	40	0
Bobby Kemp	1	0	0.0	0	0
BENGALS	19	283	14.9	57t	2
OPPONENTS	13	199	15.3	58	0

PUNTING	NO	YDS	AVG	NET	TB	IN-20	LG	BLK.
Pat McNally	57	2410	42.3	29.9	7	8	64	1
Jim Breech	5	153	30.6	26.8	0	2	43	0
BENGALS	63	2563	40.7	29.7	7	10	64	1
OPPONENTS	60	2477	41.3	34.5	7	11	63	0

PUNT RETURNS	NO	FC	YDS	AVG	LG	TD
Mike Martin	32	8	268	8.4	26	0
BENGALS	32	8	268	8.4	26	0
OPPONENTS	42	0	554	13.2	62t	1

KICKOFF RETURNS	NO	YDS	AVG	LG	TD
Mike Martin	48	1104	23.0	45	0
Stanford Jennings	13	218	16.8	26	0
James Brooks	3	38	12.7	15	0
Carl Zander	1	19	19.0	19	0
Eddie Brown	1	6	6.0	6	0
James Griffin	1	0	0.0	0	0
BENGALS	67	1385	20.7	45	0
OPPONENTS	81	1734	21.4	58	0

FIELD GOALS	1-19	20-29	30-39	40-49	50+
Jim Breech	0-0	7-8	12-13	4-6	1-6
BENGALS	0-0	7-8	12-13	4-6	1-6
Jim Breech: (22G), (46G, 33G), (—), (50N, 32G), (29G, 53G, 53N), (—), (47G, 22G), (32G, 39G, 40G, 37G), (31G), (28G, 33G, 51N, 50N), (37N, 39G, 37G), (30G, 29G), (48N, 28N, 29G), (49N), (51N, 38G), (22G, 42G, 30G).					

USUAL STARTERS

OFFENSE		DEFENSE	
WR	Cris Collinsworth	LDE	Eddie Edwards
LOT	Anthony Munoz	NT	Tim Krumie
LG	Brian Blados	RDE	Ross Browner
C	Dave Rimington	LOLB	Jeff Schuh
RG	Max Montoya	LILB	Ron Simpkins, Carl Zander
ROT	Mike Wilson		
TE	Rodney Holman	RILB	Glenn Cameron
WR	Eddie Brown	ROLB	Reggie Williams
QB	Boomer Esiason	LCB	Louis Breedon
HB	James Brooks	RCB	Ray Horton
FB	Larry Kinnebrew	SS	Bobby Kemp
		FS	James Griffin

DEFENSE**	ST	AT	TT	SKS-YDS	INT-YDS	PD	FF	FR-YDS
Tim Krumie	68	28	96	3.5-25	0-0	1	1	2-0
Robert Jackson	70	16	86	0-0	6-100	12	2	1-0
Louis Breedon	60	21	81	1-10	2-24	17	0	0-0
Ron Simpkins	56	22	78	3.5-31	0-0	2	2	1-4
Bobby Kemp	57	17	74	1-5	1-0	3	1	0-0
Reggie Williams	44	22	66	3.5-31	0-0	4	3	4-4
Ray Horton	53	10	63	0-0	2-3	8	0	1-0
Ross Browner	48	15	63	9-69	0-0	1	0	2-0
Carl Zander	48	12	60	2-11	0-0	1	1	1-34
James Griffin	40	15	55	1-11	7-116	11	2	1-29
Eddie Edwards	36	10	46	8.5-71	0-0	3	2	0-0
Jeff Schuh	36	10	46	4-35	0-0	1	1	1-0
Glenn Cameron	30	8	38	0-0	0-0	0	0	0-0
Jimmy Turner	24	9	33	0-0	1-40	2	0	0-0
Leo Barker	24	8	32	0-0	0-0	1	3	0-0
Emmanuel King	15	2	17	2-21	0-0	0	0	1-0
Jerry Boyarsky	8	6	14	1-14	0-0	0	0	0-0
Bill Johnson	10	3	13	0-0	0-0	0	0	0-0
John Simmons	8	2	10	0-0	0-0	0	0	0-0
Lee Davis	4	4	8	0-0	0-0	1	0	0-0
Sam Washington	5	2	7	0-0	0-0	2	0	1-0
Glen Collins	5	1	6	0-0	0-0	1	0	0-0
Stanford Jennings	5	1	6	0-0	0-0	0	0	1-0
Don Kern	4	2	6	0-0	0-0	0	0	0-0
Tom Dinkel	3	0	3	0-0	0-0	0	0	0-0
Steve Kreider	3	0	3	0-0	0-0	0	0	0-0
Max Montoya	3	0	3	0-0	0-0	0	0	0-0
Rodney Holman	2	1	3	0-0	0-0	0	0	0-0
Sean Thomas	2	1	3	0-0	0-0	0	0	0-0
James Brooks	2	0	2	0-0	0-0	0	0	0-0
Boomer Esiason	2	0	2	0-0	0-0	0	0	0-0
M.L. Harris	2	0	2	0-0	0-0	0	0	0-0
Larry Kinnebrew	2	0	2	0-0	0-0	0	0	0-0
Mike Wilson	2	0	2	0-0	0-0	0	0	0-0
Charles Alexander	1	0	1	0-0	0-0	0	0	0-0
Eddie Brown	1	0	1	0-0	0-0	0	0	0-0
Pat McNally	1	0	1	0-0	0-0	0	0	0-0
Anthony Munoz	1	0	1	0-0	0-0	0	0	0-0
Bruce Reimers	1	0	1	0-0	0-0	0	0	0-0

BLOCKED KICKS	BP	BFG	BXP
(none)	0	0	0

* NOTE: The two-point conversion was not instituted in the NFL until 1994.

** NOTE: It was not standard practice to separate the three types of defensive statistics — defense, special teams and miscellaneous — until 1988. Thus, the defensive statistics listed above include the combined totals of all three types. All defensive statistics above are press box statistics produced at the games.

1986 STATISTICS

RECORD: 10-6-0

HEAD COACH: SAM WYCHE

DATE	W-L	SCORE	OPPONENT	ATTENDANCE
9-7-86	L	14-24	at Kansas City	43,430
9-14-86	W	36-33 (OT)	BUFFALO	52,714
9-18-86	W	30-13	at Cleveland	78,779
9-28-86	L	7-44	CHICAGO	55,146
10-5-86	W	34-28	at Green Bay	51,230
10-13-86	W	24-22	PITTSBURGH	54,283
10-19-86	W	31-28	HOUSTON	53,844
10-26-86	L	9-30	at Pittsburgh	50,815
11-2-86	W	24-17	at Detroit	52,423
11-9-86	L	28-32	at Houston	32,130
11-16-86	W	34-7	SEATTLE	54,410
11-23-86	W	24-20	MINNESOTA	53,003
11-30-86	L	28-34	at Denver	58,705
12-7-86	W	31-7	at New England	60,633
12-14-86	L	3-34	CLEVELAND	58,062
12-21-86	W	52-21	N.Y. JETS	51,619

TEAM STATISTICS	BENGALS	OPPONENTS
TOTAL FIRST DOWNS	348	336
Rushing	134	134
Passing	183	171
Penalty	31	31
3rd Down: Made-Att	79-199	84-218
3rd Down Pct.	39.7	38.5
4th Down: Made-Att	9-16	12-16
4th Down Pct.	56.3	75.0
POSSESSION AVG.	28:48	31:12
TOTAL NET YARDS	6490	5274
Avg. Per Game	405.6	329.6
Total Plays	1046	1051
Avg. Per Play	6.2	5.0
NET YARDS RUSHING	2533	2122
Avg. Per Game	158.3	132.6
Total Rushes	521	514
NET YARDS PASSING	3957	3152
Avg. Per Game	247.3	197.0
Sacked-Yards Lost	28-203	42-368
Gross Yards	4160	3520
Att.-Completions	497-287	495-278
Completion Pct.	57.7	56.2
Had Intercepted	20	17
PUNTS-AVG.	59-33.8	77-39.8
Net Punting Avg.	29.7	34.5
PENALTIES-YARDS	111-847	93-840
FUMBLES-BALLS LOST	31-16	30-11
TOUCHDOWNS	51	47
Rushing	24	23
Passing	25	17
Returns	2	7

SCORE BY PERIODS	1	2	3	4	OT	PTS
BENGALS	69	126	72	139	3	409
OPPONENTS	113	92	122	67	0	394

SCORING	TD	TD-R	TD-P	TD-R	PAT	FG	S	PTS
Jim Breech	0	0	0	0	50-51	17-32	0	101
Cris Collinsworth	10	0	10	0	—	—	0	60
James Brooks	9	5	4	0	—	—	0	54
Larry Kinnebrew	9	8	1	0	—	—	0	54
Stanley Wilson	8	8	0	0	—	—	0	48
Eddie Brown	4	0	4	0	—	—	0	24
Rodney Holman	2	0	2	0	—	—	0	12
Anthony Munoz	2	0	2	0	—	—	0	12
Louis Breenen	1	0	0	1	—	—	0	6
Eddie Edwards	1	0	0	1	—	—	0	6
Boomer Esiason	1	1	0	0	—	—	0	6
Jeff Hayes	1	1	0	0	—	—	0	6
Stanford Jennings	1	1	0	0	—	—	0	6
Eric Kaltus	1	0	1	0	—	—	0	6
Tim McGee	1	0	1	0	—	—	0	6
Leon White	0	0	0	0	—	—	1	2
BENGALS	51	24	25	2	50-51	17-32	1	409
OPPONENTS	47	23	17	7	44-47	22-30	1	394

Two-point conversions: (NA)*

PASSING	ATT	CMP	YDS	CMP%	YDS/ATT	TD	TD%	INT	INT%	LG	SKD-YDS	RAT
Boomer Esiason	469	273	3959	58.2	8.44	24	5.1	17	3.6	57	26-194	87.7
Ken Anderson	23	11	171	47.8	7.43	1	4.3	2	8.7	43	1-4	51.2
Doug Gaynor	3	3	30	100.0	10.00	0	0.0	0	0.0	16	1-5	108.3
James Brooks	1	0	0	0.0	0.00	0	0.0	0	0.0	—	0-0	39.6
Steve Kreider	1	0	0	0.0	0.00	0	0.0	1	100.0	—	0-0	0.0
BENGALS	497	287	4160	57.7	8.37	25	5.0	20	4.0	57	28-203	85.1
OPPONENTS	495	278	3520	56.2	7.11	17	3.4	17	3.4	84t	42-368	75.7

RUSHING	ATT	YDS	AVG	LG	TD
James Brooks	205	1087	5.3	56t	5
Larry Kinnebrew	131	519	4.0	39	8
Stanley Wilson	68	379	5.6	58t	8
Bill Johnson	39	226	5.8	34	0
Boomer Esiason	44	146	3.3	23	1
Jeff Hayes	3	92	30.7	61t	1
Stanford Jennings	16	54	3.4	10	1
Eddie Brown	8	32	4.0	17	0
Tim McGee	4	10	2.5	8	0
Doug Gaynor	1	4	4.0	4	0
Cris Collinsworth	2	-16	-8.0	-6	0
BENGALS	521	2533	4.9	61t	24
OPPONENTS	514	2122	4.1	75t	23

RECEIVING	REC	YDS	AVG	LG	TD
Cris Collinsworth	62	1024	16.5	46t	10
Eddie Brown	58	964	16.6	57	4
James Brooks	54	686	12.7	54	4
Rodney Holman	40	570	14.3	34t	2
Tim McGee	16	276	17.3	51	1
Larry Kinnebrew	13	136	10.5	31	1
Bill Johnson	13	103	7.9	17	0
Eric Kaltus	11	99	9.0	28	1
Stanford Jennings	6	86	14.3	34	0
Steve Kreider	5	96	19.2	23	0
Stanley Wilson	4	45	11.3	34	0
Mike Martin	3	68	22.7	51	0
Anthony Munoz	2	7	3.5	5t	2
BENGALS	287	4160	14.5	57	25
OPPONENTS	278	3520	12.7	84t	17

INTERCEPTIONS	NO	YDS	AVG	LG	TD
Louis Breenen	7	72	10.3	36t	1
David Fulcher	4	20	5.0	15	0
Leo Barker	2	7	3.5	7	0
Barney Bussey	1	19	19.0	19	0
Carl Zander	1	18	18.0	18	0
Joe Kelly	1	6	6.0	6	0
Ray Horton	1	4	4.0	4	0
BENGALS	17	146	8.6	36t	1
OPPONENTS	20	189	9.5	49	0

PUNTING	NO	YDS	AVG	NET	TB	IN-20	LG	BLK.
Jeff Hayes	56	1965	35.1	29.7	3	11	52	2
Boomer Esiason	1	31	31.0	31.0	0	1	31	0
BENGALS	59	1996	33.8	29.7	3	12	52	2
OPPONENTS	77	3068	39.8	34.5	9	14	66	0

PUNT RETURNS	NO	FC	YDS	AVG	LG	TD
Mike Martin	13	6	96	7.4	14	0
Ray Horton	11	3	111	10.1	25	0
Tim McGee	3	4	21	7.0	9	0
John Simmons	2	4	7	3.5	6	0
BENGALS	29	17	235	8.1	25	0
OPPONENTS	19	14	182	9.6	54	0

KICKOFF RETURNS	NO	YDS	AVG	LG	TD
Tim McGee	43	1007	23.4	94	0
Stanford Jennings	12	257	21.4	41	0
Mike Martin	4	83	20.8	21	0
Ron Simpkins	2	24	12.0	15	0
Rodney Holman	1	18	18.0	18	0
John Simmons	1	0	0.0	0	0
BENGALS	63	1389	22.0	94	0
OPPONENTS	80	1611	20.1	96t	1

FIELD GOALS	1-19	20-29	30-39	40-49	50+
Jim Breech	1-2	4-5	5-7	5-14	2-4
BENGALS	1-2	4-5	5-7	5-14	2-4
OPPONENTS	4-4	4-5	6-6	8-13	0-2

Jim Breech: (-), (51G, 20G), (49G, 33G, 25G), (-), (48N), (40N), (40G), (49N, 51G, 41N), (27N, 19G, 30N, 40G, 31G), (50N, 38G, 44N), (49N, 47N), (37G, 51N, 34G), (19N, 49N, 40G), (39N), (24G, 44N), (23G), (43G).

Opponents: (45N, 18G), (20G, 44G), (19G, 34G), (41G), (-), (27N), (24G, 44G), (-), (31G, 43G, 41G), (50N, 18G), (42G, 25G, 30G, 46G), (49N, 42N, 55N), (24G, 35G), (49G, 33G), (44N), (46N, 39G, 19G), (-).

USUAL STARTERS

OFFENSE		DEFENSE	
WR	Cris Collinsworth	LDE	Eddie Edwards
LOT	Anthony Munoz	NT	Tim Krumrie
LG	Bruce Kozerski	RDE	Ross Browner
C	Dave Rimington	LOLB	Emanuel King
RG	Max Montoya	LILB	Carl Zander
ROT	Brian Blados,	RILB	Leo Barker,
	Joe Walter		Joe Kelly
TE	Rodney Holman	ROLB	Reggie Williams
WR	Eddie Brown	LCB	Louis Breenen
QB	Boomer Esiason	RCB	Levis Billups
HB	James Brooks	SS	David Fulcher
FB	Larry Kinnebrew	FS	Bobby Kemp

DEFENSE**	ST	AT	TT	SKS-YDS	INT-YDS	PD	FF	FR-YDS
Tim Krumrie	73	40	113	1-4	0-0	0	0	2-18
David Fulcher	75	30	105	2-18	4-20	7	0	1-0
Carl Zander	61	36	97	3.5-34	1-18	4	0	1-0
Reggie Williams	73	23	96	4.5-34	0-0	3	2	1-0
Emmanuel King	52	18	70	9-88	0-0	1	2	1-1
Louis Breenen	49	7	56	0-0	7-72	14	1	0-0
Ray Horton	44	11	55	0-0	1-4	9	0	0-0
Bobby Kemp	37	14	51	0-0	0-0	3	0	0-0
Ross Browner	37	12	49	6.5-57	0-0	2	1	0-0
Eddie Edwards	35	10	45	6.5-49	0-0	3	0	2-0
Leo Barker	28	15	43	0-0	2-7	2	2	0-0
Joe Kelly	25	10	35	1-7	1-6	1	0	1-0
Levis Billups	28	5	33	1-9	0-0	11	1	1-2
Ron Simpkins	21	6	27	0-0	0-0	0	0	0-0
Barney Bussey	19	5	24	1-12	1-19	1	0	0-0
Robert Jackson	19	5	24	0-0	0-0	3	0	0-0
Ron Simpkins	21	6	27	0-0	0-0	0	0	0-0
Jim Skow	16	3	19	3-24	0-1	1	0	0-0
John Simmons	16	1	17	1-15	0-0	4	0	0-0
Eric Kaltus	13	1	14	0-0	0-0	0	0	0-0
Leon White	12	2	14	0-0	0-0	0	0	0-0
Ed Brady	9	3	12	0-0	0-0	1	0	0-0
Mike Hammerstein	3	7	10	1-6	0-0	0	0	0-0
Jimmy Turner	8	1	9	0-0	0-0	2	0	0-0
Kiki DeAyala	7	2	9	1-11	0-0	0	0	0-0
Bill Johnson	6	2	8	0-0	0-0	0	0	0-0
Stanford Jennings	5	1	6	0-0	0-0	0	0	0-0
Rodney Holman	3	0	3	0-0	0-0	0	0	0-0
Eddie Brown	2	0	2	0-0	0-0	0	0	0-0
Cris Collinsworth	2	0	2	0-0	0-0	0	0	0-0
Bruce Kozerski	2	0	2	0-0	0-0	0	0	0-0
Stanley Wilson	2	0	2	0-0	0-0	0	0	0-0
Jim Breech	1	1	2	0-0	0-0	0	0	0-0
Steve Kreider	1	1	2	0-0	0-0	0	0	0-0
James Brooks	1	0	1	0-0	0-0	0	0	0-0
Jeff Hayes	1	0	1	0-0	0-0	0	0	0-0
Larry Kinnebrew	1	0	1	0-0	0-0	0	0	0-0
Max Montoya	1	0	1	0-0	0-0	0	0	0-0
Joe Walter	1	0	1	0-0	0-0	0	0	0-0
David Douglas	0	1	1	0-0	0-0	0	0	0-0

BLOCKED KICKS	BP	BFG	BXP
Bruce Reimers	0	0	1

* NOTE: The two-point conversion was not instituted in the NFL until 1994.

** NOTE: It was not standard practice to separate the three types of defensive statistics — defense, special teams and miscellaneous — until 1988. Thus, the defensive statistics listed above include the combined totals of all three types. All defensive statistics above are press box

1987 STATISTICS

RECORD: 4-11-0

HEAD COACH: SAM WYCHE

DATE	W-L	SCORE	OPPONENT	ATTENDANCE
9-13-87	W	23-21	at Indianapolis	59,387
9-20-87	L	26-27	SAN FRANCISCO	53,498
— PLAYERS' STRIKE BEGINS, SEPT. 22 —				
9-27-87	—	—	at L.A. Rams	CANCELED
10-4-87*	L	9-10	SAN DIEGO	18,074
10-11-87*	W	17-10	at Seattle	31,739
— PLAYERS' STRIKE ENDS AT 24 DAYS, OCT. 15 —				
10-18-87*	L	0-34	CLEVELAND	40,179
10-25-87	L	20-23	at Pittsburgh	53,692
11-1-87	L	29-31	HOUSTON	52,700
11-8-87	L	14-20	MIAMI	53,840
11-15-87	W	16-10	at Atlanta	25,758
11-22-87	L	16-30	PITTSBURGH	59,910
11-29-87	L	20-27	at N.Y. Jets	41,135
12-6-87	W	30-27 (OT)	KANSAS CITY	46,489
12-13-87	L	24-38	at Cleveland	77,331
12-20-87	L	24-41	NEW ORLEANS	43,424
12-27-87	L	17-21	at Houston	49,775

*Strike replacement player games.

TEAM STATISTICS	BENGALS	OPPONENTS
TOTAL FIRST DOWNS	319	286
Rushing	130	99
Passing	159	169
Penalty	30	18
3rd Down: Made-Att	81-216	79-194
3rd Down Pct.	37.5	40.7
4th Down: Made-Att	8-18	4-8
4th Down Pct.	44.4	50.0
POSSESSION AVG.	30:24	29:36
TOTAL NET YARDS	5377	4697
Avg. Per Game	358.5	313.1
Total Plays	1045	937
Avg. Per Play	5.1	5.0
NET YARDS RUSHING	2164	1641
Avg. Per Game	144.3	109.4
Total Rushes	538	441
NET YARDS PASSING	3213	3056
Avg. Per Game	214.2	203.7
Sacked-Yards Lost	32-255	40-303
Gross Yards	3468	3359
All-Completions	475-255	456-267
Completion Pct.	53.7	58.6
Had Intercepted	20	14
PUNTS-AVG.	73-40.2	75-40.2
Net Punting Avg.	34.5	33.4
PENALTIES-YARDS	99-791	79-669
FUMBLES-BALLS LOST	29-12	26-12
TOUCHDOWNS	30	43
Rushing	13	15
Passing	17	24
Returns	0	4

SCORE BY PERIODS	1	2	3	4	OT	PTS
BENGALS	87	72	40	83	3	285
OPPONENTS	44	106	96	124	0	370

SCORING	TD	TD-R	TD-P	TD-RT	PAT	FG	S	PTS
Jim Breech	0	0	0	0	25-27	24-30	0	97
Larry Kinnebrew	8	8	0	0	—	—	0	48
James Brooks	3	1	2	0	—	—	0	18
Eddie Brown	3	0	3	0	—	—	0	18
Stanford Jennings	3	1	2	0	—	—	0	18
Mike Martin	3	0	3	0	—	—	0	18
Rodney Holman	2	0	2	0	—	—	0	12
Eric Kattus	2	0	2	0	—	—	0	12
Bill Johnson	1	1	0	0	—	—	0	6
Marc Logan	1	1	0	0	—	—	0	6
Massimo Manca	0	0	0	0	3-3	1-2	0	6
David McCluskey	1	1	0	0	—	—	0	6
Tim McGee	1	0	1	0	—	—	0	6
Anthony Munoz	1	0	1	0	—	—	0	6
Wade Russell	1	0	1	0	—	—	0	6
Scott Schutt	0	0	0	0	—	—	1	2
BENGALS	30	13	17	0	28-30	25-32	1	285
OPPONENTS	43	15	24	4	43-43	23-26	0	370

Two-point conversions: (NA*)

RUSHING	ATT	YDS	AVG	LG	TD
Larry Kinnebrew	145	570	3.9	52	8
Stanford Jennings	70	314	4.5	18	1
James Brooks	94	290	3.1	18	1
Boomer Esiason	52	241	4.6	19	0
Bill Johnson	39	205	5.3	20	1
Marc Logan	37	203	5.5	51	1
David McCluskey	29	94	3.2	12	1
Dana Wright	24	74	3.1	10	0
Dave Walker	16	70	4.4	16	0
Dan Rice	18	59	3.3	8	0
Greg Meehan	4	19	4.8	17	0
Adrian Breen	6	18	3.0	9	0
Ben Bennett	2	17	8.5	9	0
Eddie Brown	1	0	0.0	0	0
Tim McGee	1	-10	-10.0	-10	0
BENGALS	538	2164	4.0	52	13
OPPONENTS	441	1641	3.7	42	15

RECEIVING	REC	YDS	AVG	LG	TD
Eddie Brown	44	608	13.8	47	3
Stanford Jennings	35	277	7.9	24	2
Cris Collinsworth	31	494	15.9	53	0
Rodney Holman	28	438	15.6	61	2
Tim McGee	23	408	17.7	49	1
James Brooks	22	272	12.4	46	2
Mike Martin	20	394	19.7	54	3
Eric Kattus	18	217	12.1	57	2
Larry Kinnebrew	9	114	12.7	25	0
Ira Hillary	5	65	13.0	23	0
Dana Wright	4	28	7.0	11	0
Greg Meehan	3	25	8.3	12	0
Bill Johnson	3	19	6.3	9	0
Marc Logan	3	14	4.7	18	0
Marquis Pleasant	2	45	22.5	35	0
Wade Russell	2	27	13.5	23	1
Anthony Munoz	2	15	7.5	12	1
David McCluskey	1	8	8.0	8	0
BENGALS	255	3468	13.6	61	17
OPPONENTS	267	3359	12.6	53	24

INTERCEPTIONS	NO	YDS	AVG	LG	TD
Robert Jackson	3	49	16.3	29	0
David Fulcher	3	30	10.0	28	0
Louis Breedon	2	49	24.5	44	0
Daryl Smith	2	0	0.0	0	0
Solomon Wilcotts	1	37	37.0	37	0
Rob Niehoff	1	19	19.0	19	0
Eric Thomas	1	3	3.0	3	0
Barney Bussey	1	0	0.0	0	0
BENGALS	14	187	13.4	44	0
OPPONENTS	20	336	16.8	76	2

PUNTING	NO	YDS	AVG	NET	TB	IN-20	LG	BLK.
Scott Fulhage	52	2168	41.7	35.6	5	10	58	0
Greg Horne	19	759	39.9	32.0	4	2	57	0
Boomer Esiason	2	68	34.0	28.0	0	1	41	0
BENGALS	73	2995	41.0	34.5	9	13	58	0
OPPONENTS	75	3017	40.2	33.4	11	15	66	0

PUNT RETURNS	NO	FC	YDS	AVG	LG	TD
Mike Martin	28	5	277	9.9	21	0
Ken Brown	5	3	16	3.2	10	0
Ray Horton	1	0	0	0.0	0	0
Robert Jackson	0	1	0	—	—	0
BENGALS	34	9	293	8.6	21	0
OPPONENTS	42	8	299	7.1	26	0

KICKOFF RETURNS	NO	YDS	AVG	LG	TD
Barney Bussey	21	406	19.3	34	0
Tim McGee	15	242	16.1	24	0
Dana Wright	13	266	20.5	30	0
Mike Martin	3	51	17.0	20	0
Ken Brown	3	45	15.0	20	0
James Brooks	2	42	21.0	23	0
Stanford Jennings	2	32	16.0	18	0
Marc Logan	3	31	10.3	16	0
Eric Kattus	2	22	11.0	13	0
Ira Hillary	1	15	15.0	15	0
Greg Meehan	1	9	9.0	9	0
David Fulcher	1	0	0.0	0	0
BENGALS	67	1161	17.3	34	0
OPPONENTS	62	1145	18.5	62	0

PASSING	ATT	CMP	YDS	CMP%	YDS/ATT	TD	TD%	INT	INT%	LG	SKD-YDS	RAT
Boomer Esiason	440	240	3321	54.5	7.55	16	3.6	19	4.3	611	26-209	73.1
Dave Walker	21	10	113	47.6	5.38	0	0.0	0	0.0	35	2-15	64.2
Adrian Breen	8	3	9	37.5	1.13	1	12.5	0	0.0	6	3-18	85.4
Ben Bennett	6	2	25	33.3	4.17	0	0.0	1	16.7	18	0-0	7.6
Ira Hillary	0	0	0	—	—	0	—	0	—	—	1-13	—
BENGALS	475	255	3468	53.7	7.30	17	3.6	20	4.2	611	32-255	71.6
OPPONENTS	456	267	3359	58.6	7.37	24	5.3	14	3.1	53	40-303	86.3

USUAL STARTERS

OFFENSE	DEFENSE
WR Cris Collinsworth	LDE Eddie Edwards
Tim McGee	NT Tim Krumrie
LOT Anthony Munoz	RDE Jim Skow
LG Bruce Reimers	LOLB Emanuel King
C Dave Rimington	LILB Carl Zander
RG Max Montoya	RILB Joe Kelly
ROT Joe Walter	ROLB Reggie Williams
TE Rodney Holman	LCB Ray Horton
WR Eddie Brown	RCB Lewis Billups
QB Boomer Esiason	SS David Fulcher
HB James Brooks	FS Robert Jackson
Stanford Jennings	
Larry Kinnebrew	

FIELD GOALS	1-19	20-29	30-39	40-49	50+
Jim Breech	0-0	6-7	12-12	6-11	0-0
Massimo Manca	0-0	1-1	0-0	0-1	0-0
BENGALS	0-0	7-8	12-12	6-12	0-0
OPPONENTS	0-0	9-9	7-8	6-8	1-1

Jim Breech: (42N, 20G), (23G, 42G, 41G, 46G), (—), (—), (—), (—), (32G, 33G, 26G, 43N, 39G, 32G), (—), (31G, 45B, 22G, 30G), (35G, 38G, 41G), (31G, 35G, 46B), (37G, 27G, 28B, 32G), (20G), (43G, 46N), (43G).

Massimo Manca: (—), (—), (45B), (28G), (—), (—), (—), (—), (—), (—), (—), (—), (—), (—), (—).

Opponents: (—), (24G, 31G), (30N, 24G), (24G), (45G, 33G), (45G, 21G, 20G), (47G), (48G, 45N, 34G), (44G), (43G, 52G, 36G), (24G, 23G), (39G, 33G), (27G), (21G, 30G), (42N).

DEFENSE**	ST	AT	TT	SKS-YDS	INT-YDS	PD	FF	FR-YDS
Tim Krumrie	62	26	88	3.5-28.5	0-0	1	0	0-0
Reggie Williams	56	19	75	6-45	0-0	0	1	2-0
David Fulcher	51	21	72	3-22	3-30	10	1	1-0
Robert Jackson	57	13	70	0-0	3-49	4	0	1-0
Carl Zander	44	17	61	1-14	0-0	1	0	0-0
Ray Horton	40	13	53	0-0	0-0	4	0	0-0
Lewis Billups	38	7	45	0-0	0-0	11	1	1-0
Joe Kelly	36	9	45	1-2	0-0	1	1	0-0
Eddie Edwards	32	7	39	4-32	0-0	1	1	1-0
Barney Bussey	26	13	39	2-15	1-0	5	0	0-0

1989 STATISTICS

RECORD: 8-8-0

HEAD COACH: SAM WYCHE

DATE	W-L	SCORE	OPPONENT	ATTENDANCE
9-10-89	L	14-17	at Chicago	64,730
9-17-89	W	41-10	PITTSBURGH	53,885
9-25-89	W	21-14	CLEVELAND	55,996
10-1-89	W	21-17	at Kansas City	61,165
10-8-89	W	26-16	at Pittsburgh	52,785
10-15-89	L	13-20	MIAMI	58,184
10-22-89	L	12-23	INDIANAPOLIS	57,642
10-29-89	W	56-23	TAMPA BAY	57,225
11-5-89	L	7-28	at L.A. Raiders	51,080
11-13-89	L	24-26	at Houston	60,694
11-19-89	W	42-7	DETROIT	55,720
11-26-89	L	7-24	at Buffalo	80,074
12-3-89	W	21-0	at Cleveland	76,236
12-10-89	L	17-24	SEATTLE	54,744
12-17-89	W	61-7	HOUSTON	47,510
12-25-89	L	21-29	at Minnesota	58,829

TEAM STATISTICS	BENGALS	OPPONENTS
TOTAL FIRST DOWNS	348	280
Rushing	136	114
Passing	183	151
Penalty	29	15
3rd Down: Made-Att.	100-220	82-209
3rd Down Pct.	45.5	39.2
4th Down: Made-Att.	12-24	6-19
4th Down Pct.	50.0	31.6
POSSESSION AVG.	30:51	29:09
TOTAL NET YARDS	6101	5297
Avg. Per Game	381.3	331.1
Total Plays	1083	997
Avg. Per Play	5.6	5.3
NET YARDS RUSHING	2483	2162
Avg. Per Game	155.2	135.1
Total Rushes	529	482
NET YARDS PASSING	3618	3135
Avg. Per Game	226.1	195.9
Sacked-Yards Lost	41-332	33-248
Gross Yards	3950	3383
Att.-Completions	513-288	482-256
Completion Pct.	56.1	53.1
Had Intercepted	13	21
PUNTS-AVG.	65-38.5	75-39.1
Net Punting Avg.	29.9	34.7
PENALTIES-YARDS	85-637	121-1045
FUMBLES-BALLS LOST	29-19	26-16
TOUCHDOWNS	52	32
Rushing	17	9
Passing	32	22
Returns	3	1

SCORE BY PERIODS	1	2	3	4	OT	PTS
BENGALS	61	147	98	98	0	404
OPPONENTS	50	97	56	82	0	285

SCORING	TD	TD-R	TD-P	TD-R	PAT	FG	S	PTS
Jim Breech	0	0	0	0	37-38	12-14	0	73
James Brooks	9	7	2	0	—	—	0	54
Rodney Holman	9	0	9	0	—	—	0	54
Tim McGee	8	0	8	0	—	—	0	48
Eddie Brown	6	0	6	0	—	—	0	36
Craig Taylor	5	3	2	0	—	—	0	30
Jim Gallery	0	0	0	0	13-13	2-6	0	19
Eric Ball	3	3	0	0	—	—	0	18
Stanford Jennings	3	2	1	0	—	—	0	18
Mike Martin	2	0	2	0	—	—	0	12
Ickey Woods	2	2	0	0	—	—	0	12
Barney Bussey	1	0	0	1	—	—	0	6
Ira Hillary	1	0	1	0	—	—	0	6
Kendal Smith	1	0	1	0	—	—	0	6
Eric Thomas	1	0	0	1	—	—	0	6
Leon White	1	0	0	1	—	—	0	6
Lee Johnson	0	0	0	0	0-1	0-0	0	0
BENGALS	52	17	32	3	50-52	14-20	0	404
OPPONENTS	32	9	22	1	31-32	20-27	1	285

Two-point conversions: (NA)*.

RUSHING	ATT	YDS	AVG	LG	TD
James Brooks	221	1239	5.6	65t	7
Eric Ball	98	391	4.0	27	3
Stanford Jennings	83	293	3.5	17	2
Boomer Esiason	47	278	5.9	24	0
Craig Taylor	30	111	3.7	16	3
Ickey Woods	29	94	3.2	12	2
Tim McGee	2	36	18.0	25	0
Erik Wilhelm	6	30	5.0	14	0
John Holfield	11	20	1.8	11	0
Ira Hillary	1	-2	-2.0	-2	0
Lee Johnson	1	-7	-7.0	-7	0
BENGALS	529	2483	4.7	65t	17
OPPONENTS	482	2162	4.5	92t	9

RECEIVING	REC	YDS	AVG	LG	TD
Tim McGee	65	1211	18.6	74t	8
Eddie Brown	52	814	15.7	46	6
Rodney Holman	50	736	14.7	73t	9
James Brooks	37	306	8.3	25	2
Ira Hillary	17	162	9.5	17	1
Mike Martin	15	160	10.7	21	2
Eric Kattus	12	93	7.8	16	0
Kendal Smith	10	140	14.0	41t	1
Stanford Jennings	10	119	11.9	43t	1
Eric Ball	6	44	7.3	15	0
Jim Riggs	5	29	5.8	9	0
Craig Taylor	4	44	11.0	18t	2
John Garrett	2	29	14.5	18	0
John Holfield	2	18	9.0	14	0
Carl Parker	1	45	45.0	45	0
BENGALS	288	3950	13.7	74t	32
OPPONENTS	256	3383	13.2	84t	22

INTERCEPTIONS	NO	YDS	AVG	LG	TD
David Fulcher	8	87	10.9	22	0
Eric Thomas	4	18	4.5	18t	1
Rickey Dixon	3	47	15.7	28	0
Lewis Billups	2	0	0.0	0	0
Joe Kelly	1	25	25.0	25	0
Leon White	1	22	22.0	22	0
Richard Carey	1	5	5.0	5	0
Barney Bussey	1	0	0.0	0	0
BENGALS	21	204	9.7	28	1
OPPONENTS	13	42	3.2	19	0

PUNTING	NO	YDS	AVG	NET	TB	IN-20	LG	BLK.
Lee Johnson	61	2446	40.1	30.2	11	14	62	2
Jim Breech	2	58	29.0	19.0	1	1	32	0
BENGALS	65	2504	38.5	29.9	12	15	62	2
OPPONENTS	75	2935	39.1	34.7	6	16	57	1

PUNT RETURNS	NO	FC	YDS	AVG	LG	TD
Mike Martin	15	4	107	7.1	17	0
Kendal Smith	12	2	54	4.5	15	0
Ira Hillary	6	4	19	3.2	10	0
Richard Carey	3	2	29	9.7	13	0
BENGALS	36	12	209	5.8	17	0
OPPONENTS	33	5	323	9.8	45	0

KICKOFF RETURNS	NO	YDS	AVG	LG	TD
Stanford Jennings	26	525	20.2	33	0
Ira Hillary	14	223	15.9	29	0
Richard Carey	6	104	17.3	23	0
Kendal Smith	5	65	13.0	19	0
Eric Ball	1	19	19.0	19	0
Craig Taylor	1	5	5.0	5	0
John Holfield	1	0	0.0	0	0
Robert Jackson	0f	0	—	—	0
BENGALS	54	941	17.4	33	0
OPPONENTS	55	1203	21.9	66	0

FIELD GOALS	1-19	20-29	30-39	40-49	50+
Jim Breech	0-0	9-9	3-4	0-1	0-0
Jim Gallery	0-0	1-1	0-1	1-4	0-0
BENGALS	0-0	10-10	3-5	1-5	0-0
OPPONENTS	0-0	9-9	7-8	4-8	0-2

Jim Breech: (—), (—), (—), (—), (24G, 27G), (20G, 22G), (30G, 29G, 23G, 21G), (—), (34N), (38G), (49N), (—), (—), (24G), (27G, 30G), (—).

Jim Gallery: (45N), (26G, 47G), (48N, 44N), (31N), (—), (—), (—), (—), (—), (—), (—), (—), (—), (—), (—), (—).

Opponents: (29G), (38G), (—), (23G), (46N, 24G, 40G, 34G), (29G, 33G), (27G), (—), (46N), (32G, 42G, 37G, 28G), (—), (24G), (51N, 48N), (41N, 48G), (32N), (31G, 37G, 22G, 42G, 24G, 52N).

PASSING	ATT	CMP	YDS	CMP%	YDS/ATT	TD	TD%	INT	INT%	LG	SKD-YDS	RAT
Boomer Esiason	455	258	3525	56.7	7.75	28	6.2	11	2.4	74t	36-288	92.1
Erik Wilhelm	56	30	425	53.6	7.59	4	7.1	2	3.6	46t	3-17	87.3
Turk Schonert	2	0	0	0.0	0.00	0	0.0	0	0.0	—	2-27	39.6
BENGALS	513	288	3950	56.1	7.70	32	6.2	13	2.5	74t	41-332	91.2
OPPONENTS	482	256	3383	53.1	7.02	22	4.6	21	4.4	84t	33-248	72.6

USUAL STARTERS

OFFENSE		DEFENSE	
WR	Tim McGee	LDE	Jim Skow
LOT	Anthony Munoz	NT	Tim Krumrie
LG	Bruce Reimers	RDE	Jason Buck
C	Bruce Kozerski	LOLB	Leon White
RG	Max Montoya	LILB	Carl Zander
ROT	Brian Blados,	RILB	Joe Kelly
	Joe Waller	ROLB	Reggie Williams
TE	Rodney Holman	LCB	Lewis Billups
WR	Eddie Brown	RCB	Eric Thomas
QB	Boomer Esiason	SS	David Fulcher
HB	James Brooks	FS	Rickey Dixon
FB	Eric Ball,		
	Stanford Jennings		

DEFENSE** ST AT TT SKS-YDS INT-YDS PD FF FR-YDS

David Fulcher	70	37	107	0-0	8-87	14	1	4-0
Rickey Dixon	84	19	103	0-0	3-47	16	1	0-0
Tim Krumrie	45	29	74	3-11	0-0	0	1	1-9
Joe Kelly	44	26	70	1-6	1-25	4	1	3-23
Carl Zander	43	24	67	1-5-14	0-0	3	1	1-25
Eric Thomas	49	9	58	2-23	4-18	23	1	1-0
Jason Buck	42	14	56	6-46	0-0	2	1	1-0
Lewis Billups	45	4	49	0-0	2-0	14	2	0-0
Reggie Williams	33	15	48	3-5-27	0-0	0	0	0-0
Leon White	32	15	47	2-17	1-22	4	2	2-22
Skip McClendon	24	9	33	1.5-10.5	0-0	2	1	1-0
Jim Skow	21	8	29	4.5-31	0-0	4	1	0-0
Mike Hammerstein	18	11	29	1.5-13	0-0	0	0	1-0
Leo Barker	21	6	27	0-0	0-0	2	0	0-0
Barney Bussey	20	5	25	2.5-13.5	1-0	6	0	0-0
David Grant	11	10	21	0.5-2.5	0-0	0	0	0-0
Robert Jackson	18	1	19	0-0	0-0	4	1	0-0
Solomon Wilcots	13	2	15	1-18	0-0	0	0	0-0
Kevin Walker	7	4	11	0-0	0-0	0	0	1-0
Richard Carey	6	3	9	0-0	1-5	3	0	0-0
Natu Tuatagaloa	6	1	7	2.5-15.5	0-0	2	0	0-0
Ed Brady	1	0	1	0-0	0-0	0	0	0-0

SPECIAL TEAMS** ST AT TT FF FR-YDS BP BFG BXP

Kevin Walker	11	0	11	0	0-0	0	0	0
Leo Barker	10	1	11	0	0-0	0	0	0
Ed Brady	9	1	10	0	0-0	0	0	0
Barney Bussey	9	1	10	0	0-0	0	0	0
Solomon Wilcots	8	2	10	0	0-0	0	0	0
Robert Jackson	6	0	6	0	0-0	0	0	0
Chris Barber	5	1	6	0	0-0	0	0	0
Leon White	5	1	6	0	0-0	0	0	0
Rickey Dixon	5	0	5	0	0-0	0	0	0
Richard Carey	1	2	3	0	0-0	0	0	0
Lee Johnson	2	0	2	0	0-0	0	0	0
Craig Taylor	2	0	2	0	0-0	0	0	0
Eric Thomas	2	0	2	0	0-0	1	0	0
Natu Tuatagaloa	2	0	2	0	0-0	0	0	0
Ira Hillary	1	0	1	0	0-0	0	0	0
Stanford Jennings	1	0	1	0	0-0	0	0	0
Eric Kattus	1	0	1	0	0-0	0	0	0
Rich Romer	1	0	1	0	0-0	0	0	0
Carl Z								

1990 STATISTICS

RECORD: 9-7-0

HEAD COACH: SAM WYCHE
(BENGALS WON AFC CENTRAL DIVISION; SEE POSTSEASON
PORTION OF TEAM HISTORY SECTION FOR POSTSEASON STATS)

DATE	W-L	SCORE	OPPONENT	ATTENDANCE
9-9-90	W	25-20	N.Y. JETS	56,467
9-16-90	W	21-16	at San Diego	48,098
9-23-90	W	41-7	NEW ENGLAND	56,470
10-1-90	L	16-31	at Seattle	60,135
10-7-90	W	34-31 (OT)	at L.A. Rams	62,619
10-14-90	L	17-48	at Houston	53,501
10-22-90	W	34-13	at Cleveland	78,567
10-28-90	L	17-38	at Atlanta	53,214
11-4-90	L	7-21	NEW ORLEANS	60,067
11-11-90			— BYE —	
11-18-90	W	27-3	PITTSBURGH	60,064
11-25-90	L	20-34	INDIANAPOLIS	60,051
12-2-90	W	16-12	at Pittsburgh	58,200
12-9-90	L	17-20 (OT)	SAN FRANCISCO	60,084
12-16-90	L	7-24	at L.A. Raiders	54,132
12-23-90	W	40-20	HOUSTON	60,044
12-30-90	W	21-14	CLEVELAND	60,041

TEAM STATISTICS	BENGALS	OPPONENTS
TOTAL FIRST DOWNS	277	308
Rushing	107	116
Passing	151	180
Penalty	19	12
3rd Down: Made-Att	79-196	93-213
3rd Down Pct.	40.3	43.7
4th Down: Made-Att	12-19	2-12
4th Down Pct.	63.2	16.7
POSSESSION AVG.	29:21	30:39
TOTAL NET YARDS	5063	5605
Avg. Per Game	316.4	350.3
Total Plays	943	1010
Avg. Per Play	5.4	5.5
NET YARDS RUSHING	2120	2085
Avg. Per Game	132.5	130.3
Total Rushes	484	442
NET YARDS PASSING	2943	3520
Avg. Per Game	183.9	220.0
Sacked-Yards Lost	34-209	25-205
Gross Yards	3152	3725
Att.-Completions	425-237	543-300
Completion Pct.	55.8	55.2
Had Intercepted	23	15
PUNTS-AVG.	65-42.1	63-41.8
Net Punting Avg.	34.0	36.5
PENALTIES-YARDS	83-627	101-824
FUMBLES-BALLS LOST	25-12	32-16
TOUCHDOWNS	44	41
Rushing	16	15
Passing	25	24
Returns	3	2

SCORE BY PERIODS	1	2	3	4	OT	PTS
BENGALS	79	110	78	90	3	360
OPPONENTS	70	115	101	63	3	352

SCORING	TD	TD-R	TD-PT	TD-RT	PAT	FG	S	PTS
Jim Breech	0	0	0	0	41-44	17-21	0	92
James Brooks	9	5	4	0	—	—	0	54
Eddie Brown	9	0	9	0	—	—	0	54
Ickey Woods	6	6	0	0	—	—	0	36
Rodney Holman	5	0	5	0	—	—	0	30
Craig Taylor	3	2	1	0	—	—	0	18
Eric Ball	2	1	1	0	—	—	0	12
Harold Green	2	1	1	0	—	—	0	12
Eric Kattus	2	0	2	0	—	—	0	12
James Francis	1	0	0	1	—	1	8	8
Mike Barber	1	0	1	0	—	—	0	6
Barney Bussey	1	0	0	1	—	—	0	6
Stanford Jennings	1	1	0	0	—	—	0	6
Tim McGee	1	0	1	0	—	—	0	6
Mitchell Price	1	0	0	1	—	—	0	6
David Fulcher	0	0	0	0	—	—	1	2
Lee Johnson	0	0	0	0	—	0-1	0	0
BENGALS	44	16	25	3	41-44	17-22	2	360
OPPONENTS	41	15	24	2	40-41	22-29	0	352

Two-point conversions: (NA).

PASSING	ATT	CMP	YDS	CMP%	YDS/ATT	TD	TD%	INT	INT%	LG	SKD-YDS	RAT
Boomer Esiason	402	224	3031	55.7	7.54	24	6.0	22	5.5	53	31-198	77.0
Erik Wilhelm	19	12	117	63.2	6.16	0	0.0	0	0.0	19	1-2	80.4
Todd Philcox	2	0	0	0.0	0.00	0	0.0	1	50.0	—	2-9	0.0
Lynn James	1	0	0	0.0	0.00	0	0.0	0	0.0	—	0-0	39.6
Lee Johnson	1	1	4	100.0	4.00	1	100.0	0	0.0	4t	0-0	122.9
BENGALS	425	237	3152	55.8	7.42	25	5.9	23	5.4	53	34-209	76.5
OPPONENTS	543	300	3725	55.2	6.86	24	4.4	15	2.8	75	25-205	79.9

RUSHING	ATT	YDS	AVG	LG	TD
James Brooks	195	1004	5.1	56t	5
Harold Green	83	353	4.3	39	1
Ickey Woods	64	268	4.2	32	6
Craig Taylor	51	216	4.2	24	2
Boomer Esiason	49	157	3.2	21	0
Eric Ball	22	72	3.3	15	1
Stanford Jennings	12	46	3.8	13	1
Lynn James	1	11	11.0	11	0
Erik Wilhelm	6	6	1.0	4	0
Mike Barber	1	-13	-13.0	-13	0
BENGALS	484	2120	4.4	56t	16
OPPONENTS	442	2085	4.7	88	15

RECEIVING	REC	YDS	AVG	LG	TD
Eddie Brown	44	706	16.0	50t	9
Tim McGee	43	737	17.1	52	1
Rodney Holman	40	596	14.9	53	5
James Brooks	26	269	10.3	35	4
Ickey Woods	20	162	8.1	22	0
Mike Barber	14	196	14.0	28	1
Harold Green	12	90	7.5	22	1
Eric Kattus	11	145	13.2	31	2
Jim Riggs	8	79	9.9	21	0
Kendal Smith	7	45	6.4	11	0
Stanford Jennings	4	23	5.8	13	0
Lynn James	3	36	12.0	16	0
Craig Taylor	3	22	7.3	20	1
Eric Ball	2	46	23.0	48t	1
BENGALS	237	3152	13.3	53	25
OPPONENTS	300	3725	12.4	75	24

INTERCEPTIONS	NO	YDS	AVG	LG	TD
Barney Bussey	4	37	9.3	18	0
David Fulcher	4	20	5.0	18	0
Lewis Billups	3	39	13.0	29	0
Leon White	1	21	21.0	21	0
James Francis	1	17	17.0	17t	1
Carl Zander	1	12	12.0	12	0
Mitchell Price	1	0	0.0	0	0
BENGALS	15	146	9.7	29	1
OPPONENTS	23	233	10.1	30t	1

PUNTING	NO	YDS	AVG	NET	TB	IN-20	LG	BLK.
Lee Johnson	64	2705	42.3	34.3	8	12	70	0
Jim Breech	1	34	34.0	14.0	1	0	34	0
BENGALS	65	2739	42.1	34.0	9	12	70	0
OPPONENTS	63	2634	41.8	36.5	4	19	65	0

PUNT RETURNS	NO	FC	YDS	AVG	LG	TD
Mitchell Price	29	14	251	8.7	66t	1
Kendal Smith	1	0	4	4.0	4	0
BENGALS	30	14	255	8.5	66t	1
OPPONENTS	36	11	352	9.8	79t	1

KICKOFF RETURNS	NO	YDS	AVG	LG	TD
Stanford Jennings	29	584	20.1	33	0
Eric Ball	16	366	22.9	38	0
Mitchell Price	10	191	19.1	33	0
Lynn James	1	43	43.0	43	0
Kendal Smith	2	35	17.5	20	0
Craig Taylor	1	16	16.0	16	0
Mike Barber	1	14	14.0	14	0
Eric Kattus	1	10	10.0	10	0
Jim Riggs	1	7	7.0	7	0
BENGALS	62	1266	20.4	43	0
OPPONENTS	43	945	22.0	64	0

FIELD GOALS	1-19	20-29	30-39	40-49	50+
Jim Breech	0-0	6-6	5-6	6-9	0-0
Lee Johnson	0-0	0-0	0-0	0-0	0-1
BENGALS	0-0	6-6	5-6	6-9	0-1
OPPONENTS	1-1	11-11	7-7	2-7	1-3
Jim Breech: (43G, 42N, 44G, 37G), (-), (46G, 23G), (34G, 26G, 43G), (40G, 44G), (29G), (20G, 21G), (35G), (43N), (21G, 31G), (-), (34N, 46N), (38G), (-), (-), (-).					
Lee Johnson: (-), (-), (-), (-), (-), (52N), (-), (-), (-), (-), (-), (-), (-), (-), (-), (-), (-), (-).					
Opponents: (33G, 26G), (19G, 44N), (-), (51G), (40G), (22G, 23G), (21G, 41N, 30G), (27G, 52N), (48N), (31G), (51N, 22G, 26G), (32G, 36G, 29G, 48G), (23G, 23G), (39G), (29G, 36G, 42N), (48N).					

USUAL STARTERS			
OFFENSE		DEFENSE	
WR	Tim McGee	LDE	Skip McClendon
LOT	Anthony Munoz	NT	Tim Krumrie
LG	Bruce Reimers	RDE	David Grant,
C	Bruce Kozerski		Jason Buck
RG	Ken Moyer	LOLB	Leon White
ROT	Joe Walter	LILB	Carl Zander
TE	Rodney Holman	RILB	Kevin Walker
WR	Eddie Brown	ROLB	James Francis
QB	Boomer Esiason	LCB	Lewis Billups
HB	James Brooks	RCB	Carl Carter
FB	Harold Green,	SS	David Fulcher
	Ickey Woods	FS	Solomon Wilcotts

DEFENSE**	ST	AT	TT	SKS-YDS	INT-YDS	PD	FF	FR-YDS
James Francis	62	14	76	8-65	1-17	6	2	0-0
Kevin Walker	61	14	75	1-6	0-0	0	0	0-0
David Fulcher	53	22	75	1-12	4-20	10	3	0-0
Tim Krumrie	45	23	68	2-17	0-0	1	1	1-0
Barney Bussey	48	9	57	2-17	4-37	10	0	1-70
Lewis Billups	43	8	51	0-0	3-39	13	2	2-4
Rod Jones	39	8	47	0-0	0-0	12	0	1-1
Carl Carter	38	9	47	0-0	0-0	11	0	2-0
Carl Zander	37	10	47	0-0	1-12	1	1	2-40
David Grant	36	8	44	1-14	0-0	4	0	1-0
Solomon Wilcotts	33	8	41	0-0	0-0	2	2	1-3
Rickey Dixon	28	6	34	0-0	0-0	6	3	0-0
Leon White	28	6	34	1-4	1-21	4	0	0-0
Skip McClendon	25	3	28	2-17	0-0	2	0	0-0
Natu Tuatagaloa	17	7	24	4.5-32.5	0-0	1	2	2-0
Mike Hammerstein	13	6	19	2-15	0-0	0	0	0-0
Mitchell Price	13	2	15	0-0	1-0	5	0	0-0
Leo Barker	10	2	12	0-0	0-0	1	0	1-0
Eric Thomas	11	0	11	0-0	0-0	2	0	0-0
Jason Buck	7	4	11	0.5-5.5	0-0	1	0	0-0
Bernard Clark	6	4	10	0-0	0-0	0	1	0-0
Craig Ogletree	0	1	1	0-0	0-0	0	0	0-0

SPECIAL TEAMS**	ST	AT	TT	FF	FR-YDS	BP	BFG	BXP
Leo Barker	6	2	8	1	0-0	0	0	0
Mitchell Price	6	1	7	0	1-0	0	0	0
Kevin Walker	4	2	6	0	0-0	0	0	0
James Francis	5	0	5	0	0-0	0	0	0
Rod Jones	5	0	5	0	0-0	0	0	0
Eric Ball	4	1	5	0	0-0	0	0	0
Lynn James	4	0	4	0	0-0	0	0	0
Natu Tuatagaloa	4	0	4	0	0-0	0	0	0
Ed Brady	3	1	4	0	1-0	0	0	0
Barney Bussey	2	2	4	0	0-0	0	0	0
Craig Ogletree	3	0	3	0	0-0	0	0	0
Carl Carter	2	0	2	0	0-0	0	0	0
Rickey Dixon	2	0	2	0	0-0	0	0	0
Leon White	2	0	2	0	0-0	0	0	0
Solomon Wilcotts	2	0	2	0	0-0	0	0	0
Carl Zander	2	0	2	0	0-0	0	0	0
Stanford Jennings	1	1	2	0	0-0	0	0	0
Mike Barber	1	0	1	0	0-0			

1991 STATISTICS

RECORD: 3-13-0

HEAD COACH: SAM WYCHE

DATE	W-L	SCORE	OPPONENT	ATTENDANCE
9-1-91	L	14-45	at Denver	72,855
9-8-91	L	7-30	HOUSTON	56,463
9-15-91	L	13-14	at Cleveland	78,269
9-22-91	L	27-34	WASHINGTON	52,038
9-29-91			— BYE —	
10-6-91	L	7-13	SEATTLE	60,010
10-13-91	L	23-35	at Dallas	63,275
10-21-91	L	16-35	at Buffalo	80,131
10-27-91	L	3-35	at Houston	58,634
11-3-91	W	23-21	CLEVELAND	55,077
11-10-91	L	27-33 (OT)	PITTSBURGH	55,503
11-17-91	L	10-17	at Philadelphia	63,189
11-24-91	L	14-38	L.A. RAIDERS	52,044
12-1-91	W	27-24	N.Y. GIANTS	45,063
12-9-91	L	13-37	at Miami	60,616
12-15-91	L	10-17	at Pittsburgh	35,420
12-22-91	W	29-7	NEW ENGLAND	46,394

TEAM STATISTICS	BENGALS	OPPONENTS
TOTAL FIRST DOWNS	286	308
Rushing	96	100
Passing	162	191
Penalty	28	17
3rd Down: Made-Att	78-212	86-194
3rd Down Pct.	36.8	44.3
4th Down: Made-Att	9-20	4-8
4th Down Pct.	45.0	50.0
POSSESSION AVG	29:14	30:46
TOTAL NET YARDS	4969	5652
Avg. Per Game	310.6	353.3
Total Plays	993	980
Avg. Per Play	5.0	5.8
NET YARDS RUSHING	1811	1662
Avg. Per Game	113.2	103.9
Total Rushes	449	454
NET YARDS PASSING	3158	3990
Avg. Per Game	197.4	249.4
Sacked-Yards Lost	33-255	21-129
Gross Yards	3413	4119
Att.-Completions	511-290	505-303
Completion Pct.	56.8	60.0
Had Intercepted	22	17
PUNTS-AVG	65-43.5	57-42.0
Net Punting Avg.	34.3	36.4
PENALTIES-YARDS	107-845	94-808
FUMBLES-BALLS LOST	30-20	23-14
TOUCHDOWNS	27	53
Rushing	11	20
Passing	14	26
Returns	2	7

SCORE BY PERIODS	1	2	3	4	OT	PTS
BENGALS	57	71	64	71	0	263
OPPONENTS	68	163	76	122	6	435

SCORING	TD	TD-R	TD-P	TD-Rt	PAT	FG	S	PTS
Jim Breech	0	0	0	0	27-27	23-29	0	96
James Brooks	4	2	2	0	—	—	0	24
Tim McGee	4	0	4	0	—	—	0	24
Ickey Woods	4	4	0	0	—	—	0	24
Eddie Brown	2	0	2	0	—	—	0	12
Harold Green	2	2	0	0	—	—	0	12
Rodney Holman	2	0	2	0	—	—	0	12
Craig Taylor	2	2	0	0	—	—	0	12
Eric Ball	1	1	0	0	—	—	0	6
Mike Barber	1	0	1	0	—	—	0	6
Mike Dingle	1	0	1	0	—	—	0	6
David Fulcher	1	0	0	1	—	—	0	6
Lynn James	1	0	1	0	—	—	0	6
Mitchell Price	1	0	0	1	—	—	0	6
Reggie Rember	1	0	1	0	—	—	0	6
Lee Johnson	0	0	0	0	0-0	1-3	0	3
Alex Gordon	0	0	0	0	—	—	1	2
BENGALS	27	11	14	2	27-27	24-32	1	263
OPPONENTS	53	20	26	7	49-52	22-31	1	435

Two-point conversions: (NA)*

RUSHING	ATT	YDS	AVG	LG	TD
Harold Green	158	731	4.6	75t	2
James Brooks	152	571	3.8	25	2
Craig Taylor	33	153	4.6	34t	2
Ickey Woods	36	97	2.7	12	4
Mike Dingle	21	91	4.3	21	0
Boomer Esiason	24	66	2.8	16	0
Donald Hollas	12	66	5.5	27	0
Eric Ball	10	21	2.1	10	1
Erik Wilhelm	1	9	9.0	9	0
Eddie Brown	1	8	8.0	8	0
Lee Johnson	1	-2	-2.0	-2	0
BENGALS	449	1811	4.0	75t	11
OPPONENTS	454	1662	3.7	43	20

RECEIVING	REC	YDS	AVG	LG	TD
Eddie Brown	59	827	14.0	53	2
Tim McGee	51	802	15.7	52t	4
James Brooks	40	348	8.7	40	2
Rodney Holman	31	445	14.4	39	2
Mike Barber	23	255	11.1	42t	1
Craig Taylor	21	122	5.8	16	0
Harold Green	16	136	8.5	18	0
Eric Kattus	12	136	11.3	24	0
Reggie Rember	9	117	13.0	23t	1
Lynn James	7	103	14.7	22	1
Ickey Woods	6	36	6.0	16	0
Mike Dingle	5	23	4.6	12	1
Jim Riggs	4	14	3.5	7	0
Shane Garrett	3	32	10.7	13	0
Eric Ball	3	17	5.7	9	0
BENGALS	290	3413	11.8	53	14
OPPONENTS	303	4119	13.6	74t	26

INTERCEPTIONS	NO	YDS	AVG	LG	TD
David Fulcher	4	51	12.8	27t	1
Eric Thomas	3	0	0.0	0	0
Rickey Dixon	2	62	31.0	47	0
Barney Bussey	2	18	9.0	18	0
Leo Barker	1	29	29.0	29	0
Alonzo Mitz	1	8	8.0	8	0
Richard Fain	1	1	1.0	1	0
James Francis	1	0	0.0	0	0
David Grant	1	0	0.0	0	0
Mitchell Price	1	0	0.0	0	0
BENGALS	17	169	9.9	47	1
OPPONENTS	22	331	15.0	52t	3

PUNTING	NO	YDS	AVG	NET	TB	IN-20	LG	BLK.
Lee Johnson	64	2795	43.7	34.7	6	15	62	0
Jim Breech	1	33	33.0	13.0	1	0	33	0
BENGALS	65	2828	43.5	34.3	7	15	62	0
OPPONENTS	57	2394	42.0	36.4	2	14	59	0

PUNT RETURNS	NO	FC	YDS	AVG	LG	TD
Mitchell Price	14	6	203	14.5	78t	1
Mike Barber	13	5	70	5.4	15	0
Shane Garrett	1	0	7	7.0	7	0
Lynn James	1	0	0	0.0	0	0
BENGALS	29	11	280	9.7	78t	1
OPPONENTS	38	7	456	12.0	75t	2

KICKOFF RETURNS	NO	YDS	AVG	LG	TD
Eric Ball	13	262	20.2	24	0
Shane Garrett	13	214	16.5	24	0
James Brooks	11	190	17.3	35	0
Mike Dingle	7	176	25.1	63	0
Lynn James	8	143	17.9	26	0
Mitchell Price	5	91	18.2	22	0
Harold Green	4	66	16.5	20	0
Joe King	3	34	11.3	17	0
Jim Riggs	2	28	14.0	15	0
Rodney Holman	1	15	15.0	15	0
Mike Barber	1	7	7.0	7	0
Eric Thomas	1	-1	-1.0	-1	0
BENGALS	69	1225	17.8	63	0
OPPONENTS	38	741	19.5	34	0

FIELD GOALS	1-19	20-29	30-39	40-49	50+
Jim Breech	0-0	9-10	8-10	5-6	1-3
Lee Johnson	0-0	0-0	0-0	0-0	1-3
BENGALS	0-0	9-10	8-10	5-6	2-6
OPPONENTS	2-2	4-4	9-13	6-11	1-1
Jim Breech: (-), (33N), (21G, 36G), (46G, 25G), (-), (45G, 24G, 26G), (32G, 42G), (50N, 20G), (23G, 38G, 38G), (29G, 47G), (38G), (-), (35G, 35G), (39N, 27G, 50G), (50N, 39G, 48N, 26N), (49G, 25G).					
Lee Johnson: (-), (-), (-), (-), (-), (-), (53G), (-), (-), (-), (-), (-), (55N), (-), (52N), (-), (-).					
Opponents: (30N, 42N, 19G), (19G, 21G, 37G), (30G, 42G, 38G, 45G), (40G, 26G), (45N, 36G, 31G), (-), (-), (33G, 45N), (47N, 34N), (44G, 46G, 37N), (42N, 37G), (29G), (37G), (50G, 22G, 36G), (47G, 39N), (-).					

PASSING	ATT	CMP	YDS	CMP%	YDS/ATT	TD	TD%	INT	INT%	LG	SKD-YDS	RAT
Boomer Esiason	413	233	2883	56.4	6.98	13	3.1	16	3.9	53	25-190	72.5
Donald Hollas	55	32	310	58.2	5.64	1	1.8	4	7.3	23t	7-57	49.8
Erik Wilhelm	42	24	217	57.1	5.17	0	0.0	2	4.8	29	1-8	51.4
Lee Johnson	1	1	3	100.0	3.00	0	0.0	0	0.0	3	0-0	79.2
BENGALS	511	290	3413	56.8	6.68	14	2.7	22	4.3	53	33-255	68.4
OPPONENTS	505	303	4119	60.0	8.16	26	5.1	17	3.4	74t	21-129	89.2

USUAL STARTERS

OFFENSE		DEFENSE	
WR	Tim McGee	LDE	Alonzo Mitz
LOT	Anthony Munoz	NT	Tim Krumrie
LG	Bruce Reimers	RDE	David Grant
C	Bruce Kozerski	LOLB	James Francis
RG	Paul Jetton,	LILB	Leo Barker
	Ken Moyer	RILB	Carl Zander
ROT	Joe Walter	ROLB	Alfred Williams
TE	Rodney Holman	LCB	Wayne Haddix
WR	Eddie Brown	RCB	Lewis Billups
QB	Boomer Esiason	SS	David Fulcher
RB	James Brooks	FS	Rickey Dixon,
RB	Harold Green		Barney Bussey

DEFENSE**	ST	AT	TT	SKS-YDS	INT-YDS	PD	FF	FR-YDS
David Fulcher	68	27	95	0-0	4-51	9	4	3-12
Tim Krumrie	56	12	68	4-26	0-0	1	1	1-0
James Francis	50	18	68	3-21	1-0	7	0	1-0
Rickey Dixon	58	7	65	0-0	2-62	8	1	0-0
Eric Thomas	51	5	56	0-0	3-0	18	0	1-0
Leo Barker	44	11	55	0-0	1-29	1	0	0-0
Alonzo Mitz	40	8	48	0-0	1-8	2	0	1-0
Carl Zander	37	10	47	0-0	0-0	1	2	1-0
Alfred Williams	36	4	40	3-16	0-0	3	1	2-24
Barney Bussey	31	8	39	0-0	2-18	3	0	1-0
David Grant	33	4	37	2-14	1-0	1	0	0-0
Lewis Billups	32	3	35	1-9	0-0	6	0	1-7
Mitchell Price	16	1	17	0-0	1-0	4	0	1-0
Kevin Walker	15	2	17	1-5	0-0	0	0	0-0
Natu Tuatagaloa	14	1	15	2-8	0-0	1	1	0-0
Lamar Rogers	10	4	14	0-0	0-0	1	0	0-0
Wayne Haddix	12	1	13	0-0	0-0	7	0	0-0
Richard Fain	8	2	10	0-0	1-1	3	0	0-0
Leon White	8	2	10	0-0	0-0	0	0	0-0
Rod Jones	9	0	9	0-0	0-0	3	0	0-0
Alex Gordon	6	2	8	2-8	0-0	0	0	0-0
Bernard Clark	5	3	8	0-0	0-0	0	0	0-0
Skip McClendon	5	1	6	0-0	0-0	0	0	0-0
Fernandus Vinson	4	2	6	0-0	0-0	2	0	0-0
Antoine Bennett	3	0	3	0-0	0-0	1	0	0-0
Daniel Stubbs	3	0	3	3-22	0-0	0	1	0-0
Joe King	2	1	3	0-0	0-0	0	0	0-0
Ed Brady	0	1	1	0-0	0-0	0	0	0-0
Rod Saddler	0	1	1	0-0	0-0	0	0	0-0

SPECIAL TEAMS**	ST	AT	TT	FF	FR-YDS	BP	BFG	BXP
Ed Brady	11	1	12	0	0-0	0	0	0
Alex Gordon	5	3	8	0	1-0	0	0	0
Leo Barker	6	0	6	0	0-0	0	0	0
Leon White	6	0	6	0	0-0	0	0	0
Bernard Clark	5	0	5	0	0-0	0	0	0</

1993 STATISTICS

RECORD: 3-13-0

HEAD COACH: DAVE SHULA

DATE	W-L	SCORE	OPPONENT	ATTENDANCE
9-5-93	L	14-27	at Cleveland	75,508
9-12-93	L	6-9	INDIANAPOLIS	50,299
9-19-93	L	7-34	at Pittsburgh	53,682
9-26-93	L	10-19	SEATTLE	46,880
10-3-93			— BYE —	
10-10-93	L	15-17	at Kansas City	75,394
10-17-93	L	17-28	CLEVELAND	55,647
10-24-93	L	12-28	at Houston	50,039
10-31-93			— BYE —	
11-7-93	L	16-24	PITTSBURGH	51,202
11-14-93	L	3-38	HOUSTON	42,347
11-21-93	L	12-17	at N.Y. Jets	64,264
11-28-93	W	16-10	L.A. RAIDERS	43,272
12-5-93	L	8-21	at San Francisco	60,039
12-12-93	L	2-7	at New England	29,794
12-19-93	W	15-3	L.A. RAMS	36,612
12-26-93	W	21-17	ATLANTA	27,014
1-2-94	L	13-20	at New Orleans	58,036

TEAM STATISTICS		BENGALS	OPPONENTS
TOTAL FIRST DOWNS	239	306
Rushing	89	134
Passing	133	159
Penalty	17	13
3rd Down: Made-Att	80-232	85-212
3rd Down Pct.	34.5	40.1
4th Down: Made-Att	10-26	7-11
4th Down Pct.	38.5	63.6
POSSESSION AVG.	28:58	31:02
TOTAL NET YARDS	4052	5018
Avg. Per Game	253.3	313.6
Total Plays	986	1000
Avg. Per Play	4.1	5.0
NET YARDS RUSHING	1511	2220
Avg. Per Game	94.4	138.8
Total Rushes	423	521
NET YARDS PASSING	2541	2798
Avg. Per Game	158.8	174.9
Sacked-Yards Lost	53-289	22-154
Gross Yards	2830	2952
Att.-Completions	510-272	457-251
Completion Pct.	53.3	54.9
Had Intercepted	11	12
PUNTS-AVG.	90-43.9	74-42.2
Net Punting Avg.	36.6	36.2
PENALTIES-YARDS	105-773	73-567
FUMBLES-BALLS LOST	24-9	22-14
TOUCHDOWNS	16	37
Rushing	3	15
Passing	11	20
Returns	2	2

SCORE BY PERIODS	1	2	3	4	OT	PTS
BENGALS	41	74	18	54	0	187
OPPONENTS	42	119	63	95	0	319

SCORING	TD	TD-R	TD-P	TD-Rt	PAT	FG	S	PTS
Doug Pelfrey	0	0	0	0	13-16	24-31	0	85
Carl Pickens	6	0	6	0	—	—	0	36
Jeff Query	4	0	4	0	—	—	0	24
Eric Ball	1	1	0	0	—	—	0	6
Mike Brim	1	0	0	1	—	—	0	6
Derrick Fenner	1	1	0	0	—	—	0	6
Ostell Miles	1	1	0	0	—	—	0	6
Craig Thompson	1	0	1	0	—	—	0	6
Darryl Williams	1	0	0	1	—	—	0	6
Alfred Williams	0	0	0	0	—	—	1	2
(team)	—	—	—	—	—	—	2	4
BENGALS	16	3	11	2	13-16	24-31	3	187
OPPONENTS	37	15	20	2	37-37	20-28	0	319

Two-point conversions: (NA*).

RUSHING	ATT	YDS	AVG	LG	TD
Harold Green	215	589	2.7	25	0
Derrick Fenner	121	482	4.0	26	1
David Klingler	41	282	6.9	29	0
Ostell Miles	22	56	2.5	15	1
Jay Schroeder	10	41	4.1	20	0
Eric Ball	8	37	4.6	18	1
Jeff Query	2	13	6.5	8	0
Patrick Robinson	1	6	6.0	6	0
Ryan Benjamin	3	5	1.7	2	0
BENGALS	423	1511	3.6	29	3
OPPONENTS	521	2220	4.3	38t	15

RECEIVING	REC	YDS	AVG	LG	TD
Jeff Query	56	654	11.7	51	4
Derrick Fenner	48	427	8.9	40	0
Tony McGee	44	525	11.9	37	0
Carl Pickens	43	565	13.1	36	6
Harold Green	22	115	5.2	16	0
Craig Thompson	17	87	5.1	10	1
Reggie Rembert	8	101	12.6	21	0
Patrick Robinson	8	72	9.0	14	0
Ostell Miles	6	89	14.8	27	0
Wesley Carroll	6	81	13.5	28	0
David Frisch	6	43	7.2	12	0
Eric Ball	4	39	9.8	24	0
Jeff Thomason	2	8	4.0	5	0
Ryan Benjamin	1	16	16.0	16	0
Milt Stegall	1	8	8.0	8	0
BENGALS	272	2830	10.4	51	11
OPPONENTS	251	2952	11.8	71t	20

INTERCEPTIONS	NO	YDS	AVG	LG	TD
Mike Brim	3	74	24.7	30	1
Darryl Williams	2	126	63.0	97t	1
Sheldon White	2	19	9.5	14	0
James Francis	2	12	6.0	12	0
Alan Grant	1	17	17.0	17	0
Rod Jones	1	0	0.0	0	0
Steve Tovar	1	0	0.0	0	0
Leonard Wheeler	0	^24	—	24	0
BENGALS	12	272	22.7	97t	2
OPPONENTS	11	49	4.5	30	0

PUNTING	NO	YDS	AVG	NET	TB	IN-20	LG	BLK.
Lee Johnson	90	3954	43.9	36.6	12	24	60	0
BENGALS	90	3954	43.9	36.6	12	24	60	0
OPPONENTS	74	3123	42.2	36.2	6	20	72	1

PUNT RETURNS	NO	FC	YDS	AVG	LG	TD
Patrick Robinson	43	6	305	7.1	36	0
Carl Pickens	4	2	16	4.0	9	0
Marcello Simmons	1	0	0	0.0	0	0
BENGALS	48	8	321	6.7	36	0
OPPONENTS	47	13	416	8.9	39	0

KICKOFF RETURNS	NO	YDS	AVG	LG	TD
Patrick Robinson	30	567	18.9	42	0
Eric Ball	23	501	21.8	45	0
Ryan Benjamin	4	78	19.5	24	0
Ostell Miles	4	65	16.3	24	0
Eric Shaw	0f	0	—	—	0
BENGALS	61	1211	19.9	45	0
OPPONENTS	38	831	21.9	66	0

FIELD GOALS	1-19	20-29	30-39	40-49	50+
Doug Pelfrey	0-0	8-8	6-10	8-10	2-3
BENGALS	0-0	8-8	6-10	8-10	2-3
OPPONENTS	0-0	3-5	11-13	5-8	1-2

Doug Pelfrey: (—), (35G, 23G, 35N), (44N), (34N, 38N, 23G), (23G, 24G, 42G, 47G, 34G), (49G), (53G, 50G), (32G), (46G), (28G), (45G, 33N, 34G, 44G), (48G, 39G), (—), (43G, 44N, 28G, 52N, 25G), (—), (22G, 31G).

Opponents: (28G, 34G), (53G, 31G, 39N, 42G), (33G, 34G), (32G, 35G, 23G, 35G), (37G), (—), (—), (23G), (39G), (42G), (41N, 44N, 31N, 48N, 34G), (—), (27N), (26N, 32G), (49G), (54N, 43G, 49G).

PASSING	ATT	CMP	YDS	CMP%	YDS/ATT	TD	TD%	INT	INT%	LG	SKD-YDS	RAT
David Klingler	343	190	1935	55.4	5.64	6	1.7	9	2.6	51	40-202	66.6
Jay Schroeder	159	78	832	49.1	5.23	5	3.1	2	1.3	37	13-87	70.0
Erik Wilhelm	6	4	63	66.7	10.50	0	0.0	0	0.0	27	0-0	101.4
Lee Johnson	1	0	0	0.0	0.00	0	0.0	0	0.0	—	0-0	39.6
Carl Pickens	1	0	0	0.0	0.00	0	0.0	0	0.0	—	0-0	39.6
BENGALS	510	272	2830	53.3	5.55	11	2.2	11	2.2	51	53-289	67.9
OPPONENTS	457	251	2952	54.9	6.46	20	4.4	12	2.6	71t	22-154	78.4

USUAL STARTERS

OFFENSE		DEFENSE	
WR	Jeff Query	LDE	John Copeland
LOT	Tom Scott	NT	Tim Krumie
LG	Ken Moyer	RDE	George Hinkle
C	Bruce Kozerski	LOLB	James Francis
RG	Tom Rayam	LILB	Eric Shaw
ROT	Joe Waller		Steve Tovar
TE	Tony McGee	RILB	Ricardo McDonald
WR	Carl Pickens	ROLB	Alfred Williams
QB	David Klingler	LCB	Mike Brim
HB	Harold Green	RCB	Rod Jones
FB	Derrick Fenner	SS	Dance Gunn
		FS	Larry Williams

DEFENSE**	ST	AT	TT	SKS-YDS	INT-YDS	PD	FF	FR-YDS
Darryl Williams	95	28	123	2-25	2-126	12	1	1-0
Ricardo McDonald	87	15	102	1-5	0-0	2	1	0-0
Steve Tovar	72	13	85	0-0	1-0	5	0	1-0
Tim Krumie	58	20	78	3-23	0-0	2	1	0-0
Rod Jones	46	7	53	0-0	1-0	10	1	1-0
Mike Brim	41	8	49	0-0	3-74	8	1	1-0
Eric Shaw	38	11	49	0-0	0-0	1	0	1-0
John Copeland	43	5	48	3-18	0-0	2	0	0-0
James Francis	35	6	41	2-16	2-12	7	0	1-0
Fernandus Vinson	27	5	32	0-0	0-0	2	1	3-0
Leonard Wheeler	22	7	29	0-0	0-24	1	0	0-0
Alfred Williams	22	7	29	4-28	0-0	3	1	0-0
Lance Gunn	25	3	28	0-0	0-0	5	0	1-0
Alex Gordon	23	3	26	0-0	0-0	2	0	0-0
Daniel Stubbs	20	4	24	5-31	0-0	0	0	1-0
Mike Frier	17	4	21	1-0	0-0	1	0	0-0
George Hinkle	10	6	16	1-8	0-0	1	0	0-0
Alan Grant	11	0	11	0-0	1-17	1	0	0-0
Marcello Simmons	9	0	9	0-0	0-0	5	0	0-0
Ty Parten	5	3	8	0-0	0-0	2	0	0-0
Sheldon White	5	3	8	0-0	2-19	2	0	1-0
Roosevelt Nix	5	0	5	0-0	0-0	1	0	0-0
R.J. Kors	0	2	2	0-0	0-0	0	0	0-0
Ron Carpenter	1	0	1	0-0	0-0	0	0	0-0
Karmeeleah McGill	1	0	1	0-0	0-0	0	0	0-0

SPECIAL TEAMS**	ST	AT	TT	FF	FR-YDS	BP	BFG	BXP
Steve Tovar	11	1	12	0	0-0	0	0	0
Randy Kirk	5	4	9	0	0-0	0	0	0
Eric Ball	7	1	8	0	0-0	0	0	0
Leonard Wheeler	6	1	7	1	1-0	0	0	0
R.J. Kors	5	1	6	0	0-0	0	0	0
Fernandus Vinson	5	1	6	1	0-0	1	0	0
Ricardo McDonald	5	0	5	0	0-0	0	0	0
Milt Stegall	4	1	5	0	0-0	0	0	0
Brad Smith	4	0	4	0	0-0	0	0	0
Ron Carpenter	3	1	4	0	0-0	0	0	0
Alex Gordon	3	1	4	0	0-0	0	0	0
James Francis	3	0	3	0	0-0	0	0	0
Marcello Simmons	3	0	3	0	0-0	0	0	0
Ostell Miles	2	1	3	0	0-0	0	0	0
Eric Shaw	2	1	3	0	0-0	0	0	0
Alan Grant	2	0	2	0	0-0	0	0	0
Lee Johnson	2	0	2	1	0-0	0	0	0
Tony McGee	2	0	2	0	0-0	0	0	0
Karmeeleah McGill	2	0	2	0	0-0	0	0	0
Sheldon White	2	0	2	0	0-0	0	0	0
Darryl Williams	0	2	2	0	1-0	0	0	0
Wesley Carroll	1	0	1	0	0-0	0	0	0
Carl Pickens	1	0	1					

1994 STATISTICS

RECORD: 3-13-0

HEAD COACH: DAVE SHULA

DATE	W-L	SCORE	OPPONENT	ATTENDANCE
9-4-94	L	20-28	CLEVELAND	52,778
9-11-94	L	10-27	at San Diego	53,217
9-18-94	L	28-31	NEW ENGLAND	46,640
9-25-94	L	13-20	at Houston	44,253
10-2-94	L	7-23	MIAMI	55,056
10-9-94			— BYE —	
10-16-94	L	10-14	at Pittsburgh	55,353
10-23-94	L	13-37	at Cleveland	77,588
10-30-94	L	20-23	DALLAS	57,096
11-6-94	W	20-17 (OT)	at Seattle	46,630
11-13-94	W	34-31	HOUSTON	54,908
11-20-94	L	13-17	INDIANAPOLIS	55,566
11-27-94	L	13-15	at Denver	69,714
12-4-94	L	15-38	PITTSBURGH	53,401
12-11-94	L	20-27	at N.Y. Giants	67,530
12-18-94	L	7-28	at Arizona	50,110
12-24-94	W	33-30	PHILADELPHIA	39,923

TEAM STATISTICS		BENGALS	OPPONENTS
TOTAL FIRST DOWNS	267	310
Rushing	84	126
Passing	158	168
Penalty	25	16
3rd Down: Made-Att	66-213	92-231
3rd Down Pct.	31.0	39.8
4th Down: Made-Att	12-22	4-8
4th Down Pct.	54.5	50.0
POSSESSION AVG.	27:11	32:49
TOTAL NET YARDS	4792	5154
Avg. Per Game	299.5	322.1
Total Plays	990	1053
Avg. Per Play	4.8	4.9
NET YARDS RUSHING	1556	1906
Avg. Per Game	97.3	119.1
Total Rushes	404	517
NET YARDS PASSING	3236	3248
Avg. Per Game	202.3	203.0
Sacked-Yards Lost	44-305	31-210
Gross Yards	3541	3458
Att.-Completions	542-289	505-294
Completion Pct.	53.3	58.2
Had Intercepted	19	10
PUNTS-AVG.	80-43.3	87-40.6
Net Punting Avg.	35.3	34.4
PENALTIES-YARDS	90-618	99-861
FUMBLES-BALLS LOST	31-22	26-8
TOUCHDOWNS	27	45
Rushing	5	16
Passing	21	22
Returns	1	7

SCORE BY PERIODS	1	2	3	4	OT	PTS
BENGALS	58	66	53	96	3	276
OPPONENTS	85	149	79	93	0	406

SCORING	TD	TD-R	TD-P	TD-R	K-PAT	FG	S	PTS
Doug Pelfrey	0	0	0	0	24-25	28-33	0	108
Carl Pickens	11	0	11	0	—	—	0	66
Darnay Scott	5	0	5	0	—	—	0	30
Steve Broussard	2	2	0	0	—	—	0	14
Derrick Fenner	2	1	1	0	—	—	0	12
Harold Green	2	1	1	0	—	—	0	12
Jeff Blake	1	1	0	0	—	—	0	8
Jeff Cothran	1	0	1	0	—	—	0	6
Tim McGee	1	0	1	0	—	—	0	6
Tony McGee	1	0	1	0	—	—	0	6
Corey Sawyer	1	0	0	1	—	—	0	6
Alfred Williams	0	0	0	0	—	—	1	2
BENGALS	27	5	21	1	24-25	28-33	1	276
OPPONENTS	45	16	22	7	41-41	31-35	0	406

Two-point conversions: Jeff Blake, Steve Broussard.
BENGALS 2-2, OPPONENTS 1-4.

PASSING	ATT	CMP	YDS	CMP%	YDS/ATT	TD	TD%	INT	INT%	LG	SKD-YDS	RAT
Jeff Blake	306	156	2154	51.0	7.04	14	4.6	9	2.9	76	19-120	76.9
David Klingler	231	131	1327	56.7	5.74	6	2.6	9	3.9	56	24-165	65.7
Donald Hollas	2	0	0	0.0	0.00	0	0.0	1	50.0	—	1-20	0.0
Steve Broussard	1	0	0	0.0	0.00	0	0.0	0	0.0	—	0-0	39.6
Lee Johnson	1	1	7	100.0	7.00	1	100.0	0	0.0	71	0-0	135.4
Darnay Scott	1	1	53	100.0	53.00	0	0.0	0	0.0	53	0-0	118.8
BENGALS	542	289	3541	53.3	6.53	21	3.9	19	3.5	76	44-305	72.0
OPPONENTS	505	294	3458	58.2	6.85	22	4.4	10	2.0	81	31-210	85.4

RUSHING	ATT	YDS	AVG	LG	TD
Derrick Fenner	141	468	3.3	21	1
Steve Broussard	94	403	4.3	371	2
Harold Green	76	223	2.9	22	1
Jeff Blake	37	204	5.5	16	1
Darnay Scott	10	106	10.6	23	0
Jeff Cothran	26	85	3.3	13	0
David Klingler	17	85	5.0	15	0
Eric Ball	2	0	0.0	1	0
Tim McGee	1	-18	-18.0	-18	0
BENGALS	404	1556	3.9	371	5
OPPONENTS	517	1906	3.7	40	16

RECEIVING	REC	YDS	AVG	LG	TD
Carl Pickens	71	1127	15.9	701	11
Darnay Scott	46	866	18.8	76	5
Tony McGee	40	492	12.3	54	1
Derrick Fenner	36	276	7.7	29	1
Steve Broussard	34	218	6.4	25	0
Harold Green	27	267	9.9	34	1
Tim McGee	13	175	13.5	25	1
Troy Sadowski	11	54	4.9	11	0
Jeff Query	5	44	8.8	14	0
Jeff Cothran	4	24	6.0	8	1
Eric Ball	1	4	4.0	4	0
David Klingler	1	-6	-6.0	-6	0
BENGALS	289	3541	12.3	76	21
OPPONENTS	294	3458	11.8	81	22

INTERCEPTIONS	NO	YDS	AVG	LG	TD
Louis Oliver	3	36	12.0	19	0
Mike Brim	2	72	36.0	49	0
Darryl Williams	2	45	22.5	33	0
Corey Sawyer	2	0	0.0	0	0
Steve Tovar	1	14	14.0	14	0
BENGALS	10	167	16.7	49	0
OPPONENTS	19	176	9.3	41	2

PUNTING	NO	YDS	AVG	NET	TB	IN-20	LG	BLK.
Lee Johnson	79	3461	43.8	35.3	9	19	64	1
BENGALS	80	3461	43.3	35.3	9	19	64	1
OPPONENTS	87	3528	40.6	34.4	8	30	60	1

PUNT RETURNS	NO	FC	YDS	AVG	LG	TD
Corey Sawyer	26	16	307	11.8	821	1
Carl Pickens	9	2	62	6.9	16	0
Roger Jones	1	0	0	0.0	0	0
Darryl Williams	1	0	4	4.0	4	0
BENGALS	37	18	373	10.1	821	1
OPPONENTS	43	12	459	10.7	921	2

KICKOFF RETURNS	NO	YDS	AVG	LG	TD
Eric Ball	42	915	21.8	43	0
Darnay Scott	15	342	22.8	34	0
Adrian Hardy	8	185	23.1	42	0
Steve Broussard	7	115	16.4	24	0
Harold Green	5	113	22.6	31	0
Jeff Hill	4	97	24.3	40	0
Milt Stegall	1	16	16.0	16	0
Corey Sawyer	1	14	14.0	14	0
Steve Tovar	1	8	8.0	8	0
Tony McGee	1	4	4.0	4	0
Eric Shaw	1	1	1.0	1	0
BENGALS	86	1810	21.0	43	0
OPPONENTS	61	1408	23.1	941	2

FIELD GOALS	1-19	20-29	30-39	40-49	50+
Doug Pelfrey	1-1	8-8	8-10	9-10	2-4
BENGALS	1-1	8-8	8-10	9-10	2-4
OPPONENTS	1-1	10-10	14-15	5-7	1-2

Doug Pelfrey: (38G, 49G), (19G), (—), (21G, 49G), (47N), (47G), (36G, 49G, 50N), (22G, 33G), (36G, 44G, 36G, 47G, 28G, 26G), (50G, 40G), (29G, 46G, 34N), (43G, 32G, 51N), (—), (33N, 38G, 23G), (—), (28G, 36G, 22G, 54G).

Opponents: (19G, 22G), (37G, 20G), (43G, 24G, 28G, 35G), (45G, 24G), (28G, 27G, 32G), (—), (45G, 27G, 35G), (38N, 37G, 43G, 38G), (23G), (34G), (35G), (34G, 33G, 45N, 37G, 44N), (41G), (52G, 33G), (51N), (36G, 23G, 35G).

USUAL STARTERS

OFFENSE		DEFENSE	
WR	Carl Pickens	LDE	John Copeland
LOT	Kevin Sargent	LDT	Keith Rucker
LG	Dave Cadigan	RDT	Dan Wilkinson
C	Darrick Brizl	RDE	Alfred Williams
RG	Ken Moyer	LLB	James Francis
ROT	Bruce Kozerski	MLB	Steve Tovar
TE	Tony McGee	RLB	Ricardo McDonald
WR	Darnay Scott	LCB	Mike Brim
QB	Jeff Blake	RCB	Rod Jones
HB	Harold Green	SS	Louis Oliver
FB	Derrick Fenner	FS	Darryl Williams

DEFENSE*	ST	AT	TT	SKS-YDS	INT-YDS	PD	FF	FR-YDS
Steve Tovar	95	27	122	3-23	1-14	3	3	2-0
Darryl Williams	87	15	102	1-7	2-45	8	2	2-0
James Francis	88	13	101	4.5-35	0-0	6	3	0-0
Rod Jones	67	8	75	0-0	0-0	8	0	0-0
Louis Oliver	53	10	63	1-1	3-36	10	1	0-0
Keith Rucker	52	6	58	2-12	0-0	2	1	0-0
Mike Brim	44	4	48	0-0	2-72	15	0	1-1
Alfred Williams	40	8	48	9.5-62	0-0	1	1	1-0
Tim Krumie	38	9	47	1-8	0-0	1	0	0-0
Ricardo McDonald	30	15	45	1-3	0-0	0	1	0-0
Dan Wilkinson	37	7	44	5.5-37	0-0	1	0	0-0
John Copeland	36	5	41	1-6	0-0	1	1	0-0
Fernando Vinson	29	5	34	0-0	0-0	0	1	0-0
Corey Sawyer	26	5	31	0-0	2-0	13	0	1-0
Ty Parten	16	4	20	0-0	0-0	2	0	0-0
Santo Stephens	9	4	13	0-0	0-0	1	0	0-0
Roger Jones	5	2	7	1.5-16	0-0	0	0	0-0
David Braxton	3	2	5	0-0	0-0	0	0	0-0
Brett Wallerstedt	3	2	5	0-0	0-0	0	0	0-0
John Johnson	3	1	4	0-0	0-0	0	0	0-0
Artie Smith	2	0	2	0-0	0-0	0	0	0-0
Kimo von Oelhoffen	2	0	2	0-0	0-0	0	0	0-0
Eric Shaw	1	1	2	0-0	0-0	0	0	0-0
Bracey Walker	1	1	2	0-0	0-0	1	0	0-0
Ramondo Stallings	1	0	1	0-0	0-0	0	0	0-0

SPECIAL TEAMS*	ST	AT	TT	FF	FR-YDS	BP	BFG	BXP
Jeff Cothran	10	2	12	0	0-0	0	0	0
Adrian Hardy	10	2	12	0	1-0	1	0	0
Eric Ball	9	3	12	0	0-0	0	0	0
Roger Jones	11	0	11	1	0-0	0	0	0
Santo Stephens	8	1	9	0	0-0	0	0	0
Brett Wallerstedt	8	0	8	0	0-0	0	0	0
Greg Truitt	4	2	6	0	0-0	0	0	0
David Braxton	5	0	5	0	0-0	0	0	0
Steve Tovar	5	0	5	0	0-0	0	0	0
Kevin Jefferson	4	1	5	0	0-0	0	0	0
Corey Sawyer	4	0	4	0	0-0	0	0	0
Fernando Vinson	4	0	4	0	0-0	0	0	0
John Johnson	3	0	3	0	0-0	0	0	0
Darryl Williams	3	0	3	0	0-0	0	0	0
Ricardo McDonald	1	2	3	0	0-0	0	0	0
Lee Johnson	2	0	2	0	0-0	0	0	0
Forey Duckett	1	0	1	0	0-0	0	0	0
Ty Parten	1	0	1	0	0-0			

1995 STATISTICS

RECORD: 7-9-0

HEAD COACH: DAVE SHULA

DATE	W-L	SCORE	OPPONENT	ATTENDANCE
9-3-95	W	24-21 (OT)	at Indianapolis	42,445
9-10-95	W	24-17	JACKSONVILLE	48,318
9-17-95	L	21-24	at Seattle	39,492
9-24-95	L	28-38	HOUSTON	46,332
10-1-95	L	23-26	MIAMI	52,671
10-8-95	L	16-19	at Tampa Bay	41,732
10-15-95			— BYE —	
10-19-95	W	27-9	at Pittsburgh	56,684
10-29-95	L	26-29 (OT)	CLEVELAND	58,639
11-5-95	L	17-20	OAKLAND	51,265
11-12-95	W	32-25	at Houston	32,998
11-19-95	L	31-49	PITTSBURGH	54,636
11-26-95	W	17-13	at Jacksonville	68,249
12-3-95	L	10-24	at Green Bay	60,318
12-10-95	W	16-10	CHICAGO	38,642
12-17-95	L	10-26	at Cleveland	55,875
12-24-95	W	27-24	MINNESOTA	34,568

TEAM STATISTICS	BENGALS	OPPONENTS
TOTAL FIRST DOWNS	288	355
Rushing	76	117
Passing	184	215
Penalty	28	23
3rd Down: Made-Att	72-205	107-243
3rd Down Pct.	35.1	44.0
4th Down: Made-Att	10-19	8-15
4th Down Pct.	52.6	53.3
POSSESSION AVG.	26:57	33:03
TOTAL NET YARDS	5192	6349
Avg. Per Game	324.5	396.8
Total Plays	975	1127
Avg. Per Play	5.3	5.6
NET YARDS RUSHING	1439	2104
Avg. Per Game	89.9	131.5
Total Rushes	364	483
NET YARDS PASSING	3753	4245
Avg. Per Game	234.6	265.3
Sacked-Yards Lost	25-162	42-267
Gross Yards	3915	4512
Att.-Completions	586-334	602-364
Completion Pct.	57.0	60.5
Had Intercepted	18	12
PUNTS-AVG.	70-41.6	64-38.4
Net Punting Avg.	38.3	33.3
PENALTIES-YARDS	103-835	116-1143
FUMBLES-BALLS LOST	23-14	27-12
TOUCHDOWNS	37	37
Rushing	7	10
Passing	29	25
Returns	2	2

SCORE BY PERIODS	1	2	3	4	OT	PTS
BENGALS	52	99	93	102	3	349
OPPONENTS	70	131	56	114	3	374

SCORING	TD	TD-R	TD-P	TD-R	K-PAT	FG	S	PTS
Doug Pelfrey	0	0	0	0	34-34	29-36	0	121
Carl Pickens	17	0	17	0	—	—	0	102
Darnay Scott	5	0	5	0	—	—	0	30
Tony McGee	4	0	4	0	—	—	0	24
Eric Bieniemy	3	3	0	0	—	—	0	18
Harold Green	3	2	1	0	—	—	0	18
Jeff Blake	2	2	0	0	—	—	0	14
David Dunn	1	0	1	0	—	—	0	6
Roger Jones	1	0	0	1	—	—	0	6
Melvin Tuten	1	0	1	0	—	—	0	6
Darryl Williams	0	0	0	0	—	—	1	2
(team)	—	—	—	—	—	—	1	2
BENGALS	37	7	29	1	34-34	29-36	2	349
OPPONENTS	37	10	25	2	34-34	38-49	0	374

Two-point conversions: Jeff Blake. BENGALS 1-3, OPPONENTS 2-3.

RUSHING	ATT	YDS	AVG	LG	TD
Harold Green	171	661	3.9	23t	2
Eric Bieniemy	98	381	3.9	27	3
Jeff Blake	53	309	5.8	30	2
Jeff Cothran	16	62	3.9	15	0
James Joseph	16	40	2.5	8	0
Darnay Scott	5	11	2.2	9	0
Carl Pickens	1	6	6.0	6	0
Jason Burns	1	1	1.0	1	0
Jeff Hill	1	-3	-3.0	-3	0
David Dunn	1	-13	-13.0	-13	0
Lee Johnson	1	-16	-16.0	-16	0
BENGALS	364	1439	4.0	30	7
OPPONENTS	483	2104	4.4	38	10

RECEIVING	REC	YDS	AVG	LG	TD
Carl Pickens	99	1234	12.5	68t	17
Tony McGee	55	754	13.7	41	4
Darnay Scott	52	821	15.8	88t	5
Eric Bieniemy	43	424	9.9	33	0
Harold Green	27	182	6.7	24	1
James Joseph	20	118	5.9	13	0
David Dunn	17	209	12.3	37	1
Jeff Cothran	8	44	5.5	15	0
Troy Sadowski	5	37	7.4	12	0
Jeff Hill	4	44	11.0	18	0
Derek Ware	2	36	18.0	21	0
Melvin Tuten	2	12	6.0	9	1
BENGALS	334	3915	11.7	88t	29
OPPONENTS	364	4512	12.4	71t	25

INTERCEPTIONS	NO	YDS	AVG	LG	TD
Brace Walker	4	56	14.0	23	0
Corey Sawyer	2	61	30.5	61	0
Andre Collins	2	3	1.5	3	0
Rod Jones	1	24	24.0	24	0
Roger Jones	1	17	17.0	17t	1
Steve Tovar	1	13	13.0	13	0
Darryl Williams	1	1	1.0	1	0
BENGALS	12	175	14.6	61	1
OPPONENTS	18	307	17.1	74	2

PUNTING	NO	YDS	AVG	NET	TB	IN-20	LG	BLK.
Lee Johnson	68	2861	42.1	38.6	4	26	61	0
Doug Pelfrey	2	52	26.0	26.0	0	0	27	0
BENGALS	70	2913	41.6	38.3	4	26	61	0
OPPONENTS	64	2455	38.4	33.3	11	22	64	1

PUNT RETURNS	NO	FC	YDS	AVG	LG	TD
Corey Sawyer	9	8	58	6.4	21	0
Eric Bieniemy	7	1	47	6.7	10	0
Carl Pickens	5	2	-2	-0.4	4	0
Thomas Bailey	0	1	0	—	—	0
Jeff Query	0	1	0	—	—	0
BENGALS	21	13	103	4.9	21	0
OPPONENTS	27	20	154	5.7	19	0

KICKOFF RETURNS	NO	YDS	AVG	LG	TD
David Dunn	50	1092	21.8	45	0
Jeff Hill	17	454	26.7	55	0
Eric Bieniemy	8	168	21.0	34	0
Corey Sawyer	2	50	25.0	28	0
James Joseph	1	17	17.0	17	0
Kimo von Oelhoffen	1	10	10.0	10	0
Andre Collins	1	-3	-3.0	-3	0
BENGALS	80	1788	22.4	62	0
OPPONENTS	65	1475	22.7	64	0

FIELD GOALS	1-19	20-29	30-39	40-49	50+
Doug Pelfrey	0-0	8-9	10-11	10-14	1-2
BENGALS	0-0	8-9	10-11	10-14	1-2
OPPONENTS	1-1	13-14	14-17	8-13	2-4

Doug Pelfrey: (25G, 44G, 32G, 38G, 47G), (42G, 48N), (38N, 49N), (—), (28G, 45N), (34G, 45G, 44G), (31G, 23G), (37G, 63N, 41G), (45G, 28G, 48G), (33G, 49G, 27G), (27G), (31G), (28G), (28G, 37G, 39G, 42N), (30G, 22B), (44G, 51G).

Opponents: (27G, 40G, 42N), (29G), (53N, 38G), (41G), (21G, 46G, 36G, 35G), (25G, 47N, 27G, 45N, 33G, 53G), (39N, 36N, 25G, 28G, 38G), (44G, 25G, 36G, 38G, 28G), (37G, 50N, 46G), (40G, 34G, 34G, 23G), (50G, 26G), (41N, 47B, 36G, 39G), (41G), (27G), (37G, 42G, 19G, 35G), (20G, 38N, 25N).

PASSING	ATT	CMP	YDS	CMP%	YDS/ATT	TD	TD%	INT	INT%	LG	SKD-YDS	RAT
Jeff Blake	567	326	3822	57.5	6.74	28	4.9	17	3.0	88t	24-152	82.1
David Klingler	15	7	88	46.7	5.87	1	6.7	1	6.7	33	1-10	59.9
Eric Bieniemy	2	0	0	0.0	0.00	0	0.0	0	0.0	—	0-0	39.6
Lee Johnson	1	1	5	100.0	5.00	0	0.0	0	0.0	5	0-0	87.5
David Dunn	1	0	0	0.0	0.00	0	0.0	0	0.0	—	0-0	39.6
BENGALS	586	334	3915	57.0	6.68	29	4.9	18	3.1	88t	25-162	81.1
OPPONENTS	602	364	4512	60.5	7.50	25	4.2	12	2.0	71t	42-267	89.2

USUAL STARTERS

OFFENSE		DEFENSE	
WR	Carl Pickens	LDE	John Copeland
LOT	Kevin Sargent	LDT	Dan Wilkinson
LG	Scott Brumfield	RDT	Keith Rucker
C	Darrick Briz	RDE	Artie Smith
RG	Bruce Kozerski, Todd Kalis	MLB	James Francis, Steve Tovar
ROT	Joe Walter	RLB	Ricardo McDonald
TE	Tony McGee	LCB	Roger Jones
WR	Darnay Scott	RCB	Corey Sawyer, Rod Jones
QB	Jeff Blake	SS	Brace Walker
HB	Harold Green	FS	Darryl Williams
FB	Jeff Cothran	SS	Brace Walker

DEFENSE*	ST	AT	TT	SKS-YDS	INT-YDS	PD	FF	FR-YDS
Steve Tovar	77	22	99	1-1	1-13	5	2	0-0
Darryl Williams	78	20	98	1-9	1-1	10	0	3-0
Roger Jones	75	11	86	2-8	1-17	11	2	0-0
Brace Walker	60	25	85	0-0	4-56	13	1	2-9
James Francis	55	10	65	3-27	0-0	6	1	0-0
Ricardo McDonald	47	17	64	5-17	0-0	1	1	1-0
Andre Collins	50	12	62	4-30	2-3	6	0	0-0
John Copeland	53	8	61	9-61	0-0	4	2	0-0
Corey Sawyer	49	4	53	2-22	2-61	17	2	0-0
Artie Smith	38	6	44	2-4	0-0	0	2	0-0
Keith Rucker	32	10	42	2-8	0-0	0	1	0-0
Dan Wilkinson	30	10	40	8-48	0-0	1	1	0-0
Rod Jones	38	1	39	0-0	1-24	9	0	1-0
Leonard Wheeler	21	7	28	0-0	0-0	5	0	0-0
Brett Wallerstedt	20	2	22	0-0	0-0	1	0	0-0
Sam Shade	14	2	16	0-0	0-0	1	0	0-0
Ramondo Stallings	14	2	16	1-18	0-0	0	1	1-0
Chris Shelling	15	0	15	0-0	0-0	1	0	0-0
Kimo von Oelhoffen	7	1	8	0-0	0-0	1	0	0-0
Alfred Oglesby	3	1	4	1-3	0-0	0	0	0-0
Adrian Hardy	3	0	3	0-0	0-0	0	0	0-0
Todd Kelly	3	0	3	1-11	0-0	1	0	1-0
Ty Parten	1	2	3	0-0	0-0	0	0	0-0
Mike Brim	2	0	2	0-0	0-0	0	0	0-0
Kevin Jefferson	0	0	1	0-0	0-0	0	0	0-0

SPECIAL TEAMS*	ST	AT	TT	FF	FR-YDS	BP	BFG	BXP
Darryl Williams	10	4	14	0	0-0	1	0	0
Adrian Hardy	9	1	10	0	0-0	0	0	0
James Joseph	8	1	9	0	1-0	0	0	0
Roger Jones	8	0	8	0	0-0	0	0	0
Andre Collins	7	1	8	0	0-0	0	0	0
Kevin Jefferson	4	4	8	0	1-6	0	0	0
David Dunn	6	1	7	0	0-0	0	0	0
Chris Shelling	6	1	7	1	0-0	0	0	0
Leonard Wheeler	6	1	7	1	0-0	0	0	0
Eric Bieniemy	5	1	6	0	1-0	0	0	0
Sam Shade	4	1	5	0	0-0	0	0	0
Brett Wallerstedt	4	0	4	0	0-0	0	0	0
Jeff Hill	3	0	3	0	0-0	0	0	0
Doug Pelfrey	2	0	2	0	0-0	0	0	0
Greg Truitt	1	1	2	0	0-0	0	0	0
Randy Neal	1	0	1	0	0-0	0	0	0
Brace Walker	1	0	1	0	0-0	0	0	0
Jeff Cothran	0	1	1	0	0-0	0	0	0
John Copeland	0	0	0	0	0-0	0	1	0

MISCELLANEOUS DEFENSE*	ST	
------------------------	----	--

1996 STATISTICS

RECORD: 8-8-0

HEAD COACH: DAVE SHULA (GAMES 1-7; RECORD 1-6),
BRUCE COSLET (GAMES 8-16; RECORD 7-2)

DATE	W-L	SCORE	OPPONENT	ATTENDANCE
9-1-96	L	16-26	at St. Louis	62,659
9-8-96	L	14-27	at San Diego	55,880
9-15-96	W	30-15	NEW ORLEANS	45,412
9-22-96			— BYE —	
9-29-96	L	10-14	DENVER	51,798
10-6-96	L	27-30 (OT)	HOUSTON	44,680
10-13-96	L	10-20	at Pittsburgh	58,875
10-20-96	L	21-28	at San Francisco	63,218
10-27-96	W	28-21	JACKSONVILLE	45,890
11-3-96	W	24-21	at Baltimore	60,743
11-10-96	W	34-24	PITTSBURGH	57,265
11-17-96	L	17-31	at Buffalo	75,549
11-24-96	W	41-31	ATLANTA	44,868
12-1-96	L	27-30	at Jacksonville	57,408
12-8-96	W	21-14	BALTIMORE	43,022
12-15-96	W	21-13	at Houston	15,131
12-22-96	W	31-24	INDIANAPOLIS	49,389

TEAM STATISTICS	BENGALS	OPPONENTS
TOTAL FIRST DOWNS	332	317
Rushing	114	109
Passing	190	196
Penalty	28	12
3rd Down: Made-Att	102-236	94-214
3rd Down Pct.	43.2	43.9
4th Down: Made-Att	5-12	8-13
4th Down Pct.	41.7	61.5
POSSESSION AVG.	31:33	28:27
TOTAL NET YARDS	5225	5469
Avg. Per Game	326.6	341.8
Total Plays	1088	1047
Avg. Per Play	4.8	5.2
NET YARDS RUSHING	1793	1643
Avg. Per Game	112.1	102.7
Total Rushes	478	444
NET YARDS PASSING	3432	3826
Avg. Per Game	214.5	239.1
Sacked-Yards Lost	47-294	32-202
Gross Yards	3726	4028
Att.-Completions	563-316	571-319
Completion Pct.	56.1	55.9
Had Intercepted	16	34
PUNTS-AVG.	82-44.3	61-44.4
Net Punting Avg.	34.0	38.5
PENALTIES-YARDS	90-678	102-768
FUMBLES-BALLS LOST	19-9	16-10
TOUCHDOWNS	43	42
Rushing	14	15
Passing	25	22
Returns	4	5

SCORE BY PERIODS	1	2	3	4	OT	PTS
BENGALS	57	111	65	139	0	372
OPPONENTS	67	105	86	108	3	369

SCORING	TD	TD-R	TD-P	TD-Rt	K-PAT	FG	S	PTS
Doug Pelfrey	0	0	0	0	41-41	23-28	0	110
Carl Pickens	12	0	12	0	—	—	0	74
Ki-Jana Carter	9	8	1	0	—	—	0	54
Darnay Scott	5	0	5	0	—	—	0	30
Tony McGee	4	0	4	0	—	—	0	24
Eric Bieniemy	2	2	0	0	—	—	0	12
Jeff Blake	2	2	0	0	—	—	0	12
David Dunn	2	0	1	1	—	—	0	12
Garrison Hearst	1	0	1	0	—	—	0	8
Ashley Ambrose	1	0	0	1	—	—	0	6
Jeff Cothran	1	1	0	0	—	—	0	6
James Francis	1	0	0	1	—	—	0	6
James Hundon	1	0	1	0	—	—	0	6
Brian Milne	1	1	0	0	—	—	0	6
Jimmy Spencer	1	0	0	1	—	—	0	6
BENGALS	43	14	25	4	41-41	23-28	0	372
OPPONENTS	42	15	22	5	40-40	25-30	0	369

Two-point conversions: Garrison Hearst, Carl Pickens.
BENGALS 2-2, OPPONENTS 1-2.

PASSING	ATT	CMP	YDS	CMP%	YDS/ATT	TD	TD%	INT	INT%	LG	SKD-YDS	RAT
Jeff Blake	549	308	3624	56.1	6.60	24	4.4	14	2.6	61t	44-278	80.3
Erik Wilhelm	13	7	90	53.8	6.92	1	7.7	2	15.4	38	3-16	61.9
Carl Pickens	1	1	12	100.0	12.00	0	0.0	0	0.0	12	0-0	116.7
BENGALS	563	316	3726	56.1	6.62	25	4.4	16	2.8	61t	47-294	79.4
OPPONENTS	571	319	4028	55.9	7.05	22	3.9	34	6.0	57	32-202	66.1

RUSHING	ATT	YDS	AVG	LG	TD
Garrison Hearst	225	847	3.8	24	0
Jeff Blake	72	317	4.4	18	2
Eric Bieniemy	56	269	4.8	33t	2
Ki-Jana Carter	91	264	2.9	31t	8
Jeff Cothran	15	44	2.9	9	1
Erik Wilhelm	6	24	4.0	18	0
Brian Milne	8	22	2.8	5	1
Darnay Scott	3	4	1.3	8	0
Carl Pickens	2	2	1.0	2	0
BENGALS	478	1793	3.8	33t	14
OPPONENTS	444	1643	3.7	45t	15

RECEIVING	REC	YDS	AVG	LG	TD
Carl Pickens	100	1180	11.8	61t	12
Darnay Scott	58	833	14.4	50t	5
Tony McGee	38	446	11.7	22	4
David Dunn	32	509	15.9	40	1
Eric Bieniemy	32	272	8.5	42	0
Ki-Jana Carter	22	169	7.7	20	1
Garrison Hearst	12	131	10.9	40	1
Marco Battaglia	8	79	9.9	17	0
Jeff Cothran	7	49	7.0	14	0
Brian Milne	3	29	9.7	15	0
Troy Sadowski	3	15	5.0	8	0
James Hundon	1	14	14.0	14t	1
BENGALS	316	3726	11.8	61t	25
OPPONENTS	319	4028	12.6	57	22

INTERCEPTIONS	NO	YDS	AVG	LG	TD
Ashley Ambrose	8	63	7.9	31t	1
Jimmy Spencer	5	48	9.6	34	0
Steve Tovar	4	42	10.5	24	0
James Francis	3	61	20.3	42t	1
Bracey Walker	2	35	17.5	35	0
Greg Myers	2	10	5.0	10	0
Rod (Roderick) Jones	2	2	1.0	2	0
Bo Orlando	2	0	0.0	0	0
Corey Sawyer	2	0	0.0	0	0
Roger Jones	1	30	30.0	30	0
Gerald Dixon	1	10	10.0	10	0
Dan Wilkinson	1	7	7.0	7	0
Jevon Langford	1	0	0.0	0	0
BENGALS	34	308	9.1	42t	2
OPPONENTS	16	172	10.8	61	1

PUNTING	NO	YDS	AVG	NET	TB	IN-20	LG	BLK.
Lee Johnson	80	3630	45.4	34.4	17	16	67	1
Doug Pelfrey	1	4	4.0	4.0	0	0	4	0
BENGALS	82	3634	44.3	34.0	17	16	67	1
OPPONENTS	61	2706	44.4	38.5	7	20	65	0

PUNT RETURNS	NO	FC	YDS	AVG	LG	TD
Corey Sawyer	15	5	117	7.8	62	0
Greg Myers	9	2	51	5.7	12	0
David Dunn	7	1	54	7.7	20	0
James Hundon	1	0	-7	-7.0	-7	0
Carl Pickens	1	0	2	2.0	2	0
BENGALS	33	8	217	6.6	62	0
OPPONENTS	38	6	502	13.2	64	0

KICKOFF RETURNS	NO	YDS	AVG	LG	TD
David Dunn	35	782	22.3	90t	1
Corey Sawyer	12	241	20.1	33	0
James Hundon	10	237	23.7	31	0
Jeff Hill	9	173	19.2	29	0
Troy Sadowski	2	7	3.5	7	0
Marco Battaglia	1	8	8.0	8	0
Jeff Cothran	1	11	11.0	11	0
BENGALS	70	1459	20.8	90t	1
OPPONENTS	69	1642	23.8	95t	1

FIELD GOALS	1-19	20-29	30-39	40-49	50+
Doug Pelfrey	1-1	7-7	10-11	5-9	0-0
BENGALS	1-1	7-7	10-11	5-9	0-0
OPPONENTS	0-0	9-9	6-7	9-12	1-2

Doug Pelfrey: (27G, 35G, 47G), (—), (33G, 21G, 35G, 37N), (44G), (42G, 31G, 40N), (19G), (—), (—), (41G, 49G, 34G), (32G, 34G), (30G), (36G, 20G), (42B, 22G, 34G), (49N, 23G, 26G), (47N), (25G).

Opponents: (44N, 42G, 20G, 29G, 20G), (47G, 23G), (51G, 37G, 25G), (—), (40G, 32G, 49G), (33G, 22G), (—), (—), (—), (46G, 42N), (22G), (33G, 54N), (25G, 46G, 40G, 39G, 20G), (45N), (46G, 34N, 42G), (32G).

USUAL STARTERS

OFFENSE		DEFENSE	
WR	Carl Pickens	LDE	John Copeland
LOT	Willie Anderson	LDT	Dan Wilkinson
	Melvin Tuten	RDT	Tim Johnson
LG	Rich Braham	RDE	Artie Smith
C	Darrick Brizl	LLB	James Francis
RG	Ken Blackman	MLB	Steve Tovar
	Scott Brumfield	RLB	Ricardo McDonald
ROT	Joe Walter	LCB	Ashley Ambrose
TE	Tony McGee	RCB	Jimmy Spencer
WR	Darnay Scott	SS	Bracey Walker
QB	Jeff Blake	FS	Bo Orlando
HB	Garrison Hearst		
FB	Jeff Cothran		

DEFENSE*	ST	AT	TT	SKS-YDS	INT-YDS	PD	FF	FR-YDS
Steve Tovar	74	30	104	3-15	4-42	11	0	0-0
Bo Orlando	72	12	84	1-6	2-0	7	1	0-0
James Francis	62	8	70	3-23	3-61	6	1	3-0
Bracey Walker	57	13	70	0-0	2-35	4	1	0-0
Jimmy Spencer	55	8	63	0-0	5-48	22	0	1-59
Ricardo McDonald	46	15	61	5-32	0-0	1	1	0-0
Ashley Ambrose	44	6	50	0-0	8-63	24	1	0-0
Dan Wilkinson	37	7	44	6.5-51.5	1-7	3	0	1-0
Tim Johnson	38	3	41	2.5-22	0-0	2	0	0-0
John Copeland	35	6	41	3-18.5	0-0	6	1	0-0
Corey Sawyer	32	6	38	1.5-11.5	2-0	10	1	0-0
Artie Smith	19	7	26	1-8	0-0	1	0	1-0
Jevon Langford	20	4	24	2-6	1-0	1	0	1-0
Tom Tumulty	16	8	24	0-0	0-0	1	0	0-0
Gerald Dixon	15	6	21	0-0	1-10	1	0	0-0
Greg Myers	17	1	18	0-0	2-10	3	0	0-0
Ramondo Stallings	13	2	15	2-6	0-0	2	0	0-0
Kimo von Oelhoffen	11	4	15	1-2.5	0-0	0	0	0-0
Rod Jones (Roderick)	13	1	14	0-0	2-2	4	0	0-0
Roger Jones	7	1	8	0-0	1-30	1	0	0-0
Sam Shade	6	2	8	0-0	0-0	0	0	0-0
Andre Collins	6	1	7	0-0	0-0	0	0	0-0
Tim Morabito	5	1	6	0.5-0	0-0	0	0	0-0
Kenny Davidson	1	0	1	0-0	0-0	0	0	1-0
Leonard Wheeler	1	0	1	0-0	0-0	0	0	0-0

SPECIAL TEAMS*	ST	AT	TT	FF	FR-YDS	BP	BFG	BXP
David Dunn	9	0	9	0	0-0	0	0	0
Tom Tumulty	8	1	9	0	0-0	0	0	0
Leonard Wheeler	8	1	9	0	0-0	0	0	0
Andre Collins	8	0	8	0	0-0	0	0	0
Eric Bieniemy	7	1	8	0	0-0	0	0	0
Greg Myers	6	2	8	0	0-0	0	0	0
Rod Jones (Roderick)	6	1	7	0	0-0	0	0	0
Gerald Dixon	5	1	6	0	0-0	0	0	0
Sam Shade	5	1	6	0	0-0	0	0	0
Ashley Ambrose	5	0	5	0	0-0	0	0	0
Bo Orlando	5	0	5	0	0-0	0	0	0
Marco Battaglia	4	0	4	0	1-0	0	0	0
Greg Truitt	4	0	4	0	0-0	0	0	0
Roger Jones	2	2	4	0	0-0	0	0	0
James Hundon	3	0	3	0	0-0	0	0	0
Lee Johnson	3	0	3	0	0-0	0	0	0
Bracey Walker	3	0	3	0	0-0	0	0	0

1997 STATISTICS

RECORD: 7-9-0

HEAD COACH: BRUCE COSLET

DATE	W-L	SCORE	OPPONENT	ATTENDANCE
8-31-97	W	24-21	ARIZONA	53,644
9-7-97	L	10-23	at Baltimore	52,968
9-14-97			— BYE —	
9-21-97	L	20-38	at Denver	73,871
9-28-97	L	14-31	N.Y. JETS	57,209
10-5-97	L	13-21	at Jacksonville	67,128
10-12-97	L	7-30	at Tennessee	17,071
10-19-97	L	10-26	PITTSBURGH	60,020
10-26-97	L	27-29	at N.Y. Giants	72,584
11-2-97	W	38-31	SAN DIEGO	53,754
11-9-97	W	28-13	at Indianapolis	58,473
11-16-97	L	3-20	at Pittsburgh	55,226
11-23-97	W	31-26	JACKSONVILLE	55,158
11-30-97	L	42-44	at Philadelphia	66,623
12-4-97	W	41-14	TENNESSEE	49,086
12-14-97	W	31-24	DALLAS	60,043
12-21-97	W	16-14	BALTIMORE	50,917

TEAM STATISTICS	BENGALS	OPPONENTS
TOTAL FIRST DOWNS	310	351
Rushing	104	141
Passing	171	188
Penalty	35	22
3rd Down: Made-Att	88-214	102-227
3rd Down Pct.	41.1	44.9
4th Down: Made-Att	10-20	11-16
4th Down Pct.	50.0	68.8
POSSESSION AVG.	27:56	32:04
TOTAL NET YARDS	5282	5682
Avg. Per Game	330.1	355.1
Total Plays	1002	1091
Avg. Per Play	5.3	5.2
NET YARDS RUSHING	1966	2223
Avg. Per Game	122.9	138.9
Total Rushes	452	514
NET YARDS PASSING	3316	3459
Avg. Per Game	207.3	216.2
Sacked-Yards Lost	46-287	35-209
Gross Yards	3603	3668
Att.-Completions	504-302	542-309
Completion Pct.	59.9	57.0
Had Intercepted	9	13
PUNTS-AVG.	81-42.9	69-44.7
Net Punting Avg.	35.9	40.3
PENALTIES-YARDS	98-877	107-951
FUMBLES-BALLS LOST	25-13	23-10
TOUCHDOWNS	46	48
Rushing	23	15
Passing	21	30
Returns	2	3

SCORE BY PERIODS	1	2	3	4	OT	PTS
BENGALS	77	110	80	88	0	355
OPPONENTS	65	108	90	142	0	405

SCORING	TD	TD-R	TD-P	TD-R	K-PAT	FG	S	PTS
Doug Pelfrey	0	0	0	0	41-43	12-16	0	77
Corey Dillon	10	10	0	0	—	—	0	60
Ki-Jana Carter	7	7	0	0	—	—	0	42
Tony McGee	6	0	6	0	—	—	0	38
Carl Pickens	5	0	5	0	—	—	0	30
Darnay Scott	5	0	5	0	—	—	0	30
Jeff Blake	3	3	0	0	—	—	0	18
Eric Bieniemy	2	1	0	1	—	—	0	12
David Dunn	2	0	2	0	—	—	0	12
James Hundon	2	0	2	0	—	—	0	12
Brian Milne	2	2	0	0	—	—	0	12
Marco Battaglia	1	0	1	0	—	—	0	6
John Copeland	1	0	0	1	—	—	0	6
BENGALS	46	23	21	2	41-43	12-16	0	355
OPPONENTS	48	15	30	3	45-45	24-29	0	405

Two-point conversions: Tony McGee. BENGALS 1-3, OPPONENTS 0-3.

PASSING	ATT	CMP	YDS	CMP%	YDS/ATT	TD	TD%	INT	INT%	LG	SKD-YDS	RAT
Jeff Blake	317	184	2125	58.0	6.70	8	2.5	7	2.2	50t	39-244	77.6
Boomer Esiason	186	118	1478	63.4	7.95	13	7.0	2	1.1	77t	7-43	106.9
Ki-Jana Carter	1	0	0	0.0	0.00	0	0.0	0	0.0	—	0-0	39.6
BENGALS	504	302	3603	59.9	7.15	21	4.2	9	1.8	77t	46-287	88.3
OPPONENTS	542	309	3668	57.0	6.77	30	5.5	13	2.4	83t	35-209	86.2

RUSHING	ATT	YDS	AVG	LG	TD
Corey Dillon	233	1129	4.8	71t	10
Ki-Jana Carter	128	464	3.6	79t	7
Jeff Blake	45	234	5.2	16	3
Eric Bieniemy	21	97	4.6	20t	1
Brian Milne	13	32	2.5	5	2
Boomer Esiason	8	11	1.4	8	0
Darnay Scott	1	6	6.0	6	0
Lee Johnson	1	0	0.0	0	0
Scottie Graham	1	-1	-1.0	-1	0
Carl Pickens	1	-6	-6.0	-6	0
BENGALS	452	1966	4.3	79t	23
OPPONENTS	514	2223	4.3	50t	15

RECEIVING	REC	YDS	AVG	LG	TD
Darnay Scott	54	797	14.8	77t	5
Carl Pickens	52	695	13.4	50t	5
Tony McGee	34	414	12.2	37	6
Eric Bieniemy	31	249	8.0	21	0
David Dunn	27	414	15.3	39t	2
Corey Dillon	27	259	9.6	28	0
Brian Milne	23	138	6.0	20	0
Ki-Jana Carter	21	157	7.5	35	0
James Hundon	16	285	17.8	61	2
Marco Battaglia	12	149	12.4	34	1
Gunnard Twyner	4	45	11.3	16	0
Scottie Graham	1	1	1.0	1	0
BENGALS	302	3603	11.9	77t	21
OPPONENTS	309	3668	11.9	83t	30

INTERCEPTIONS	NO	YDS	AVG	LG	TD
Corey Sawyer	4	44	11.0	37	0
Ashley Ambrose	3	56	18.7	29	0
Tremain Mack	1	29	29.0	29	0
Greg Myers	1	25	25.0	25	0
Sam Shade	1	21	21.0	21	0
James Francis	1	7	7.0	7	0
Bo Orlando	1	3	3.0	3	0
Jimmy Spencer	1	-2	-2.0	-2	0
BENGALS	13	183	14.1	37	0
OPPONENTS	9	26	2.9	18	0

PUNTING	NO	YDS	AVG	NET	TB	IN-20	LG	BLK.
Lee Johnson	81	3471	42.9	35.9	8	27	66	0
BENGALS	81	3471	42.9	35.9	8	27	66	0
OPPONENTS	69	3082	44.7	40.3	5	21	59	0

PUNT RETURNS	NO	FC	YDS	AVG	LG	TD
Greg Myers	26	19	201	7.7	18	0
BENGALS	26	19	201	7.7	18	0
OPPONENTS	35	10	407	11.6	85t	2

KICKOFF RETURNS	NO	YDS	AVG	LG	TD
Eric Bieniemy	34	789	23.2	102t	1
David Dunn	19	487	25.6	85	0
James Hundon	10	169	16.9	28	0
Corey Dillon	6	182	30.3	58	0
Gunnard Twyner	4	72	18.0	24	0
Ki-Jana Carter	1	9	9.0	9	0
BENGALS	74	1708	23.1	102t	1
OPPONENTS	67	1406	21.0	45	0

FIELD GOALS	1-19	20-29	30-39	40-49	50+
Doug Pelfrey	0-0	4-4	3-3	5-7	0-2
BENGALS	0-0	4-4	3-3	5-7	0-2
OPPONENTS	1-1	7-8	8-10	8-10	0-0
Doug Pelfrey: (38G), (46G, 51N, 43N, 46B), (56N, 38G, 43G), (—), (—), (—), (33G), (—), (27G), (—), (25G), (20G), (—), (26G, 40G), (42G), (44G).					
Opponents: (—), (37G, 32G, 41G), (25G), (44G, 36N), (27N), (40N), (47G, 45G, 19G), (43G, 32G), (35G), (45G), (31N, 42G, 45G), (34G, 25G), (21G, 35G, 29G, 25G), (33G, 25G, 31G), (—), (23G), (44N).					

USUAL STARTERS

OFFENSE		DEFENSE	
WR	Carl Pickens	LDE	John Copeland
LOT	Kevin Sargent	NT	Kimo von Oelhoffen
	Rod Jones	RDE	Dan Wilkinson
LG	Rich Braham	LOLB	James Francis
C	Darrick Briz	LILB	Tom Tumulty
RG	Ken Blackman	RILB	Ricardo McDonald
ROT	Willie Anderson	ROLB	Gerald Dixon
TE	Tony McGee	LCB	Ashley Ambrose
WR	Darnay Scott	RCB	Jimmy Spencer
QB	Jeff Blake	SS	Sam Shade
HB	Ki-Jana Carter	FS	Greg Myers
FB	Corey Dillon		
	Brian Milne		

DEFENSE*	ST	AT	TT	SKS-YDS	INT-YDS	PD	FF	FR-YDS
Sam Shade	81	15	96	4-25	1-21	7	1	1-0
Greg Myers	67	15	82	0-0	1-25	6	0	0-0
Ricardo McDonald	50	14	64	1-5	0-0	3	0	0-0
Ashley Ambrose	57	2	59	1-10	3-56	26	0	2-0
James Francis	46	11	57	3.5-9.5	1-7	6	2	1-0
Tom Tumulty	40	16	56	1-5	0-0	2	0	0-0
Gerald Dixon	41	9	50	8.5-55.5	0-0	2	1	0-0
John Copeland	35	14	49	3-16	0-0	1	0	2-25
Tito Paul	41	7	48	0-0	0-0	6	0	1-0
Kimo von Oelhoffen	32	10	42	0-0	0-0	0	0	0-0
Brenton Buckner	32	7	39	0-0	0-0	0	2	0-0
Jimmy Spencer	36	2	38	0-0	1-(-2)	12	0	0-0
Steve Tovar	30	6	36	0-0	0-0	1	0	0-0
Dan Wilkinson	24	10	34	5-29	0-0	2	1	0-0
Corey Sawyer	28	3	31	0-0	4-44	13	0	0-0
Andre Collins	25	5	30	3-10	0-0	0	0	1-0
Reinard Wilson	22	2	24	3-23	0-0	1	1	0-0
Bo Orlando	20	4	24	1-7	1-3	4	1	0-0
Billy Granville	16	4	20	0-0	0-0	2	0	0-0
Tremain Mack	14	4	18	0-0	1-29	1	0	0-0
Jevon Langford	9	5	14	1-14	0-0	1	0	0-0
Ramondo Stallings	6	0	6	0-0	0-0	0	0	0-0
Andre Purvis	2	1	3	0-0	0-0	0	0	0-0
Tim Terry	2	1	3	0-0	0-0	0	0	0-0
Canute Curtis	2	0	2	0-0	0-0	0	0	0-0
Anthone Lott	1	0	1	0-0	0-0	0	0	0-0

SPECIAL TEAMS*	ST	AT	TT	FF	FR-YDS	BP	BFG	BXP
Andre Collins	17	2	19	0	0-0	0	0	0
Sam Shade	15	2	17	1	0-0	0	0	0
Gerald Dixon	15	0	15	0	0-0	0	0	0
Steve Tovar	7	1	8	0	0-0	0	0	0
Greg Truitt	7	0	7	0	0-0	0	0	0
Greg Myers	5	1	6	0	0-0	0	0	0
Corey Sawyer	4	1	5	0	0-0	0	0	0
Marco Battaglia	4	0	4	0	1-0	0	0	0
Billy Granville	3	1	4	1	0-0	0	0	0
Eric Bieniemy	3	0	3	0	0-0	0	0	0
Steve Bush	3	0	3	0	0-0	0	0	0
Bo Orlando	2	1	3	0	1-0	0	0	0
Tim Terry	2	1	3	0	0-0	0	0	0
Tom Tumulty	2	1	3	0	0-0	0	0	0
Ricardo McDonald	2	0	2	0	0-0	0	0	0
Canute Curtis	1	0	1	0	0-0	0	0	0
James Hundon	1	0	1	0	0-0	0	0	0
Mike Jenkins	1	0	1	0	0-0	0	0	0
Tito Paul	1	0	1	0	0-0	0	0	0
Lawrence Wright	1	0	1	0	0-0	0	0	0
Brian Milne	0	1	1	0	0-0	0	0	0

MISCELLANEOUS DEFENSE*	ST	AT	TT	FF	FR-YDS
David Dunn	3	0	3	0	0-0
Darnay Scott	2	0	2	0	0-0
Kevin Sargent	1	1	2	0	0-0
Willie Anderson	1	0	1	0	0-0
Eric Bieniemy	1	0	1	0	0-0
Ken Blackman	1	0	1	0	

1998 STATISTICS

RECORD: 3-13-0

HEAD COACH: BRUCE COSLET

DATE	W-L	SCORE	OPPONENT	ATTENDANCE
9-6-98	L	14-23	TENNESSEE	55,848
9-13-98	W	34-28 (OT)	at Tennessee	66,354
9-20-98	L	6-13	GREEN BAY	56,346
9-27-98	L	24-31	at Baltimore	68,154
10-4-98			— BYE —	
10-11-98	W	25-20	PITTSBURGH	59,979
10-18-98	L	14-44	at Tennessee	33,288
10-25-98	L	10-27	at Oakland	40,089
11-1-98	L	26-33	DENVER	59,974
11-8-98	L	11-24	at Jacksonville	67,040
11-15-98	L	3-24	at Minnesota	64,232
11-22-98	L	13-20	BALTIMORE	52,571
11-29-98	L	17-34	JACKSONVILLE	55,432
12-6-98	L	20-33	BUFFALO	54,359
12-13-98	L	26-39	at Indianapolis	55,179
12-20-98	W	25-24	at Pittsburgh	52,017
12-27-98	L	0-35	TAMPA BAY	49,826

TEAM STATISTICS	BENGALS	OPPONENTS
TOTAL FIRST DOWNS	271	310
Rushing	92	142
Passing	148	152
Penalty	31	16
3rd Down: Made-Att	76-224	89-200
3rd Down Pct.	33.9	44.5
4th Down: Made-Att	11-29	4-9
4th Down Pct.	37.9	44.4
POSSESSION AVG.	28:31	31:29
TOTAL NET YARDS	4824	5763
Avg. Per Game	301.5	360.2
Total Plays	979	992
Avg. Per Play	4.9	5.8
NET YARDS RUSHING	1639	2612
Avg. Per Game	102.4	163.3
Total Rushes	405	558
NET YARDS PASSING	3185	3151
Avg. Per Game	199.1	196.9
Sacked-Yards Lost	53-360	28-199
Gross Yards	3545	3350
Att.-Completions	521-307	406-233
Completion Pct.	58.9	57.4
Had Intercepted	12	13
PUNTS-AVG.	81-44.2	64-44.5
Net Punting Avg.	35.2	39.6
PENALTY-TIES-YARDS	69-620	127-1012
FUMBLES-BALLS LOST	21-10	12-7
TOUCHDOWNS	31	53
Rushing	7	23
Passing	20	23
Returns	4	7

SCORE BY PERIODS	1	2	3	4	OT	PTS
BENGALS	26	90	66	80	6	268
OPPONENTS	113	143	99	97	0	452

SCORING	TD	TD-R	TD-P	TD-R	K-PAT	FG	S	PTS
Doug Pelfrey	0	0	0	0	21-21	19-27	0	78
Darnay Scott	7	0	7	0	—	—	0	42
Carl Pickens	5	0	5	0	—	—	0	32
Corey Dillon	5	4	1	0	—	—	0	30
Damon Gibson	4	0	3	1	—	—	0	24
Brandon Bennett	2	2	0	0	—	—	0	12
Marco Battaglia	1	0	1	0	—	—	0	6
James Hundon	1	0	1	0	—	—	0	6
Tremain Mack	1	0	0	1	—	—	0	6
Tony McGee	1	0	1	0	—	—	0	6
Brian Milne	1	1	0	0	—	—	0	6
Corey Sawyer	1	0	0	1	—	—	0	6
Sam Shade	1	0	0	1	—	—	0	6
Stepfret Williams	1	0	1	0	—	—	0	6
Paul Justin	0	0	0	0	—	—	0	2
BENGALS	31	7	20	4	21-21	19-27	0	268
OPPONENTS	53	23	23	7	51-51	27-31	0	452

Two-point conversions: Paul Justin, Carl Pickens. BENGALS 2-9, OPPONENTS 1-2.

RUSHING	ATT	YDS	AVG	LG	TD
Corey Dillon	262	1130	4.3	66	4
Brandon Bennett	77	243	3.2	17	2
Jeff Blake	15	103	6.9	18	0
Eric Bieniemy	17	56	3.3	9	0
Brian Milne	10	41	4.1	10	1
Neil O'Donnell	13	34	2.6	10	0
Darnay Scott	2	10	5.0	8	0
Damon Gibson	1	9	9.0	9	0
Michael Blair	1	4	4.0	4	0
Ki-Jana Carter	2	4	2.0	4	0
Carl Pickens	2	4	2.0	4	0
Paul Justin	1	2	2.0	2	0
Brad Costello	1	0	0.0	0	0
Eric Kresser	1	-1	-1.0	-1	0
BENGALS	405	1639	4.0	66	7
OPPONENTS	558	2612	4.7	67	23

RECEIVING	REC	YDS	AVG	LG	TD
Carl Pickens	82	1023	12.5	67	5
Darnay Scott	51	817	16.0	70	7
Corey Dillon	28	178	6.4	41	1
Eric Bieniemy	27	153	5.7	15	0
Brian Milne	26	124	4.8	18	0
Tony McGee	22	363	16.5	40	1
Damon Gibson	19	258	13.6	76	3
James Hundon	10	112	11.2	17	1
Marco Battaglia	10	47	4.7	16	1
Brandon Bennett	8	153	19.1	55	0
Willie Jackson	7	165	23.6	47	0
Stepfret Williams	6	81	13.5	19	1
Ki-Jana Carter	6	25	4.2	8	0
Steve Bush	4	39	9.8	18	0
Michael Blair	1	7	7.0	7	0
BENGALS	307	3545	11.5	76	20
OPPONENTS	233	3350	14.4	73	23

INTERCEPTIONS	NO	YDS	AVG	LG	TD
Sam Shade	3	33	11.0	32	0
Artrell Hawkins	3	21	7.0	12	0
Ashley Ambrose	2	0	0.0	0	0
Corey Sawyer	1	58	58.0	58	1
Brian Simmons	1	18	18.0	18	0
Adrian Ross	1	11	11.0	11	0
John Copeland	1	3	3.0	3	0
Thomas Randolph	1	0	0.0	0	0
BENGALS	13	144	11.1	58	1
OPPONENTS	12	206	17.2	56	1

PUNTING	NO	YDS	AVG	NET	TB	IN-20	LG	BLK.
Lee Johnson	69	3083	44.7	35.6	8	14	69	1
Brad Costello	10	495	49.5	32.7	3	0	73	1
BENGALS	81	3578	44.2	35.2	11	14	73	2
OPPONENTS	64	2850	44.5	39.6	4	29	72	0

PUNT RETURNS	NO	FC	YDS	AVG	LG	TD
Damon Gibson	27	19	218	8.1	65	1
Stepfret Williams	2	3	16	8.0	10	0
BENGALS	29	22	234	8.1	65	1
OPPONENTS	36	15	503	14.0	87	1

KICKOFF RETURNS	NO	YDS	AVG	LG	TD
Tremain Mack	45	1165	25.9	97	1
Damon Gibson	17	372	21.9	30	0
Eric Bieniemy	5	87	17.4	22	0
Brandon Bennett	3	61	20.3	21	0
Marco Battaglia	1	5	5.0	5	0
Stepfret Williams	1	20	20.0	20	0
BENGALS	72	1710	23.8	97	1
OPPONENTS	46	1199	26.1	51	0

FIELD GOALS	1-19	20-29	30-39	40-49	50+
Doug Pelfrey	1-1	4-4	6-7	6-10	2-5
BENGALS	1-1	4-4	6-7	6-10	2-5
OPPONENTS	0-1	5-6	12-12	8-10	2-2

Doug Pelfrey: (—), (35N, 48B), (37G, 19G), (48G), (44G, 48G), (—), (53N, 51G), (25G, 23G, 52N), (50G), (37G), (40G, 34G), (42N, 30G), (—), (41G, 26G), (33G, 37G, 43G, 53N, 46N, 21G), (40N).

Opponents: (38G, 31G, 48G, 47N), (—), (30G, 35G), (46G), (40G, 40G), (35G, 38G, 42G), (28N, 22G, 48G, 48N), (33G, 37G), (39G), (32G), (34G, 23G), (23G, 47G), (20G, 52G, 46G, 34G), (50G), (22G), (18N).

PASSING	ATT	CMP	YDS	CMP%	YDS/ATT	TD	TD%	INT	INT%	LG	SKD-YDS	RAT
Neil O'Donnell	343	212	2216	61.8	6.46	15	4.4	4	1.2	76	30-217	90.2
Jeff Blake	93	51	739	54.8	7.95	3	3.2	3	3.2	67	15-79	78.2
Paul Justin	63	34	426	54.0	6.76	1	1.6	3	4.8	41	7-60	60.7
Eric Kresser	21	10	164	47.6	7.81	1	4.8	2	9.5	37	0-0	50.6
Doug Pelfrey	1	0	0	0.0	0.00	0	0.0	0	0.0	0	0-0	39.6
Corey Dillon	0	0	0	—	—	0	—	0	—	—	1-4	—
BENGALS	521	307	3545	58.9	6.80	20	3.8	12	2.3	76	53-360	82.7
OPPONENTS	406	233	3350	57.4	8.25	23	5.7	13	3.2	73	28-199	89.8

USUAL STARTERS

OFFENSE		DEFENSE	
WR	Carl Pickens	LDE	Michael Bankston
LOT	Kevin Sargent	NT	Kimo von Oelhoffen
LG	Rich Braham	RDE	Clyde Simmons
C	Darrick Brizl	LOLB	James Francis
RG	Ken Blackman, Mike Goff	LILB	Brian Simons
		RILB	Takeo Spikes
ROT	Willie Anderson	ROLB	Reinard Wilson
TE	Tony McGee	LCB	Ashley Ambrose
WR	Darnay Scott	RCB	Artrell Hawkins
QB	Neil O'Donnell	SS	Sam Shade
HB	Corey Dillon	FS	Greg Myers
FB	Brian Milne		

DEFENSE*	ST	AT	TT	SKS-YDS	INT-YDS	PD	FF	FR-YDS
Takeo Spikes	95	17	112	2-19	0-0	0	0	0-0
Brian Simmons	62	16	78	3-18	1-18	2	1	1-22
Sam Shade	60	18	78	1-8	3-33	6	0	2-55
Artrell Hawkins	65	5	70	1-9	3-21	17	2	1-25
Michael Bankston	49	21	70	4.5-19.5	0-0	1	0	1-5
Greg Myers	54	15	69	0-0	0-0	4	0	1-0
Reinard Wilson	46	17	63	6-39.5	0-0	1	2	0-0
Myron Bell	45	3	48	1-8	0-0	3	0	0-0
Kimo von Oelhoffen	36	9	45	0-0	0-0	3	0	0-0
Ashley Ambrose	36	4	40	0-0	2-0	15	0	0-0
James Francis	32	5	37	0-0	0-0	5	2	0-0
Clyde Simmons	28	2	30	5-37	0-0	2	1	0-0
Jevon Langford	17	7	24	0.5-5.0	0-0	0	0	0-0
Tom Tumulty	17	5	22	0.5-6	0-0	2	1	0-0
Thomas Randolph	19	1	20	0-0	1-0	7	0	0-0
Adrian Ross	12	2	14	0-0	1-11	4	0	0-0
Steve Foley	11	1	12	2-18	0-0	0	0	0-0
Corey Sawyer	9	1	10	0-0	1-58	3	0	0-0
Billy Granville	4	5	9	0-0	0-0	1	0	0-0
Glen Steele	6	1	7	0-0	0-0	0	0	0-0
Mike Thompson	3	4	7	0.5-6	0-0	0	0	0-0
Andre Purvis	4	2	6	1-6	0-0	0	0	0-0
John Copeland	5	0	5	0-0	1-3	1	0	0-0
Kelvin Moore	2	1	3	0-0	0-0	0	0	0-0
Tremain Mack	2	0	2	0-0	0-0	0	0	0-0
Canute Curtis	1	1	2	0-0	0-0	0	0	0-0

SPECIAL TEAMS*	ST	AT	TT	FF	FR-YDS	BP	BFG	BXP
Billy Granville	10	2	12	1	1-0	0	0	0
Eric Bieniemy	10	0	10	0	0-0	0	0	0
Greg Myers	7	2	9	0	0-0	0	0	0
Marco Battaglia	6	2	8	0	0-0	0	0	0
Adrian Ross	7	0	7	0	0-0	0	0	0
Sam Shade	6	1	7	0	0-0	0	0	0
Thomas Randolph	5	0	5	0	0-0	0	0	0
Brian Simmons	5	0	5	0	0-0	0	0	0
Steve Foley	3	0	3	1	0-0	0	0	0
Damon Gibson	3	0	3	0	0-0	0	0	0
Jimmy Sprotte	3	0	3	0	0-0	0	0	0
Steve Bush	2	0	2	0	0-0	0	0	0
Canute Curtis	2	0	2	0	0-0	0	0	0
T								

1999 STATISTICS

RECORD: 4-12-0

HEAD COACH: BRUCE COSLET

DATE	W-L	SCORE	OPPONENT	ATTENDANCE
9-12-99	L	35-36	at Tennessee	65,272
9-19-99	L	7-34	SAN DIEGO	47,660
9-26-99	L	3-27	at Carolina	61,269
10-3-99	L	10-38	ST. LOUIS	45,481
10-10-99	W	18-17	at Cleveland	73,048
10-17-99	L	3-17	PITTSBURGH	59,669
10-24-99	L	10-31	at Indianapolis	55,996
10-31-99	L	10-41	JACKSONVILLE	49,138
11-7-99	L	20-37	at Seattle	66,303
11-14-99	L	14-24	TENNESSEE	46,017
11-21-99	L	31-34	BALTIMORE	43,279
11-28-99	W	27-20	at Pittsburgh	50,907
12-5-99	W	44-30	SAN FRANCISCO	53,463
12-12-99	W	44-28	CLEVELAND	59,972
12-19-99		— BYE —		
12-26-99	L	0-22	at Baltimore	68,036
1-2-00	L	7-24	at Jacksonville	70,532

TEAM STATISTICS	BENGALS	OPPONENTS
TOTAL FIRST DOWNS	293	316
Rushing	111	99
Passing	161	189
Penalty	21	28
3rd Down: Made-Att	93-235	85-209
3rd Down Pct.	39.6	40.7
4th Down: Made-Att	7-23	5-13
4th Down Pct.	30.4	38.5
POSSESSION AVG.	29:59	30:01
TOTAL NET YARDS	5277	5497
Avg. Per Game	329.8	343.6
Total Plays	1039	1011
Avg. Per Play	5.1	5.4
NET YARDS RUSHING	2051	1699
Avg. Per Game	128.2	106.2
Total Rushes	442	454
NET YARDS PASSING	3226	3798
Avg. Per Game	201.6	237.4
Sacked-Yards Lost	49-278	35-229
Gross Yards	3504	4027
Att.-Completions	548-300	522-312
Completion Pct.	54.7	59.8
Had Intercepted	18	12
PUNTS-AVG.	84-38.3	71-44.2
Net Punting Avg.	84-31.2	71-36.1
PENALTY-YARDS	126-1027	105-835
FUMBLES-BALLS LOST	34-14	27-15
TOUCHDOWNS	33	53
Rushing	11	22
Passing	18	28
Returns	4	3

SCORE BY PERIODS	1	2	3	4	OT	PTS
BENGALS	91	70	58	64	0	283
OPPONENTS	124	166	92	78	0	460

SCORING	TD	TD-R	TD-P	TD-Rt	K-PAT	FG	S	PTS
Doug Pelfrey	0	0	0	0	27-27	18-27	0	81
Darnay Scott	7	0	7	0	—	—	0	42
Corey Dillon	6	5	1	0	—	—	0	36
Carl Pickens	6	0	6	0	—	—	0	36
Willie Jackson	2	0	2	0	—	—	0	14
Jeff Blake	2	2	0	0	—	—	0	12
Tony McGee	2	0	2	0	—	—	0	12
Craig Yeast	2	0	0	2	—	—	0	12
Ki-Jana Carter	1	1	0	0	—	—	0	6
Clif Groce	1	1	0	0	—	—	0	6
Rodney Heath	1	0	0	1	—	—	0	6
Tremain Mack	1	0	0	1	—	—	0	6
Sedrick Shaw	1	1	0	0	—	—	0	6
Akili Smith	1	1	0	0	—	—	0	6
Brian Milne	0	0	0	0	—	—	0	2
BENGALS	33	11	18	4	27-27	18-27	0	283
OPPONENTS	53	22	28	3	49-50	29-32	1	460

Two-point conversions: Willie Jackson, Brian Milne.
BENGALS 2-6, OPPONENTS 2-3.

PASSING	ATT	CMP	YDS	CMP%	YDS/ATT	TD	TD%	INT	INT%	LG	SKD-YDS	RAT
Jeff Blake	389	215	2670	55.3	6.86	16	4.1	12	3.1	76t	30-168	77.6
Akili Smith	153	80	805	52.3	5.26	2	1.3	6	3.9	39	19-110	55.6
Scott Covington	5	4	23	80.0	4.60	0	0.0	0	0.0	8	0-0	85.8
Carl Pickens	1	1	6	100.0	6.00	0	0.0	0	0.0	6	0-0	91.7
BENGALS	548	300	3504	54.7	6.39	18	3.3	18	3.3	76t	49-278	71.6
OPPONENTS	522	312	4027	59.8	7.71	28	5.4	12	2.3	73	35-229	92.3

RUSHING	ATT	YDS	AVG	LG	TD
Corey Dillon	263	1200	4.6	50	5
Jeff Blake	63	332	5.3	16	2
Michael Basnight	62	308	5.0	46	0
Akili Smith	19	114	6.0	24	1
Brian Milne	3	30	10.0	26	0
Nick Luchey	10	30	3.0	8	0
Clif Groce	8	22	2.8	8	1
Sedrick Shaw	4	20	5.0	10	1
Ki-Jana Carter	6	15	2.5	8	1
Scott Covington	2	-4	-2.0	-2	0
Craig Yeast	2	-16	-8.0	-3	0
BENGALS	442	2051	4.6	50	11
OPPONENTS	454	1699	3.7	67t	22

RECEIVING	REC	YDS	AVG	LG	TD
Darnay Scott	68	1022	15.0	76t	7
Carl Pickens	57	737	12.9	75t	6
Willie Jackson	31	369	11.9	29	2
Corey Dillon	31	290	9.4	23	1
Tony McGee	26	344	13.2	35	2
Clif Groce	25	154	6.2	14	0
Michael Basnight	16	172	10.8	47	0
Marco Battaglia	14	153	10.9	30	0
Damon Griffin	12	112	9.3	20	0
Nick Luchey	10	96	9.6	19	0
Ki-Jana Carter	3	24	8.0	11	0
Craig Yeast	3	20	6.7	8	0
Sedrick Shaw	1	-4	-4.0	-4	0
Akili Smith	1	6	6.0	6	0
James Hundon	1	5	5.0	5	0
Steve Bush	1	4	4.0	4	0
BENGALS	300	3504	11.7	76t	18
OPPONENTS	312	4027	12.9	73	28

INTERCEPTIONS	NO	YDS	AVG	LG	TD
Rodney Heath	3	72	24.0	58t	1
John Copeland	2	16	8.0	12	0
Takeo Spikes	2	7	3.5	7	0
Myron Bell	1	5	5.0	5	0
Roosevelt Blackmon	1	0	0.0	0	0
Tom Carter	1	0	0.0	0	0
Cory Hall	1	0	0.0	0	0
Greg Myers	1	0	0.0	0	0
BENGALS	12	100	8.3	58t	1
OPPONENTS	18	305	16.9	44	1

PUNTING	NO	YDS	AVG	NET	TB	IN-20	LG	BLK.
Will Brice	60	2475	41.3	32.1	4	12	72	2
Brad Costello	22	744	33.8	28.7	1	1	44	0
BENGALS	84	3219	38.3	31.2	5	13	72	2
OPPONENTS	71	3136	44.2	36.1	8	25	70	0

PUNT RETURNS	NO	FC	YDS	AVG	LG	TD
Damon Griffin	23	3	195	8.5	34	0
Craig Yeast	10	6	209	20.9	86t	2
Willie Jackson	2	1	6	3.0	8	0
BENGALS	35	10	410	11.7	86t	2
OPPONENTS	45	13	498	11.1	84t	1

KICKOFF RETURNS	NO	YDS	AVG	LG	TD
Tremain Mack	51	1382	27.1	99t	1
Damon Griffin	15	296	19.7	42	0
Nick Luchey	8	109	13.6	24	0
Willie Jackson	6	179	29.8	46	0
Craig Yeast	3	50	16.7	22	0
Corey Dillon	1	4	4.0	4	0
BENGALS	84	2020	24.0	99t	1
OPPONENTS	57	1068	18.7	39	0

FIELD GOALS	1-19	20-29	30-39	40-49	50+
Doug Pelfrey	1-1	9-11	7-12	0-2	1-1
BENGALS	1-1	9-11	7-12	0-2	1-1
OPPONENTS	3-3	11-12	6-8	7-7	2-2

Doug Pelfrey: (33G, 38G), (—), (47N, 37N, 30N, 39G), (36G, 33N), (27G, 26G), (37G, 41N), (32G), (29G), (50G, 34G), (32N), (39B, 19G), (29G, 29G, 25N), (29G, 24G, 27G), (28G), (20B), (—).

Opponents: (50G, 33G), (27G, 23G, 21G, 42G), (48G, 21G), (19G), (33G), (43G), (22G, 37B), (43G, 21G), (29G, 45G, 35G), (26G), (25G), (50G), (35G, 33G), (47G), (—), (24G, 48G, 19G, 30G, 19G), (34N, 27G, 28N).

USUAL STARTERS

OFFENSE		DEFENSE	
WR	Carl Pickens	LDE	John Copeland
LOT	Rod Jones	NT	Oliver Gibson
LG	Matt O'Dwyer	RDE	Michael Bankston
C	Rich Braham		Jevon Langford
RG	Jay Leeuwenburg	LOLB	Steve Foley
	Brian DeMarco	LILB	Brian Simmons
ROT	Willie Anderson	RILB	Takeo Spikes
TE	Tony McGee	ROLB	Adrian Ross
WR	Darnay Scott	LCB	Rodney Heath
QB	Jeff Blake	RCB	Artrell Hawkins
HB	Corey Dillon	SS	Myron Bell
FB	Clif Groce	FS	Cory Hall

DEFENSE*	ST	AT	TT	SKS-YDS	INT-YDS	PD	FF	FR-YDS
Brian Simmons	90	21	111	3-20	0-0	5	0	1-0
Takeo Spikes	82	23	105	3-14	2-7	6	4	4-0
Myron Bell	54	19	73	2-14.5	1-5	3	0	0-0
Artrell Hawkins	61	7	68	0-0	0-0	16	2	1-0
Michael Bankston	39	17	56	6-30	0-0	1	0	0-0
Cory Hall	36	13	49	0-0	1-0	3	0	0-0
Rodney Heath	43	3	46	0-0	3-72	18	2	1-(-4)
Oliver Gibson	31	10	41	4.5-31	0-0	1	0	1-0
John Copeland	31	7	38	4-22.5	2-16	3	2	0-0
Steve Foley	34	3	37	3.5-28	0-0	2	1	2-0
Greg Myers	33	4	37	0-0	1-0	5	1	1-21
Kimo von Oelhoffen	24	2	26	4-30	0-0	1	1	1-0
Ty Howard	25	0	25	0-0	0-0	4	0	0-0
Jevon Langford	19	6	25	0-0	0-0	1	0	0-0
Reinard Wilson	14	6	20	3-24	0-0	1	0	0-0
Adrian Ross	15	3	18	1-7	0-0	1	1	0-0
Roosevelt Blackmon	13	5	18	0-0	1-0	4	0	0-0
Rico Clark	13	2	15	0-0	0-0	5	0	0-0
Glen Steele	13	1	14	0-0	0-0	0	0	0-0
Tremain Mack	9	2	11	0-0	0-0	1	0	0-0
Tom Carter	8	0	8	0-0	1-0	1	0	0-0
Lawrence Wright	4	4	8	0-0	0-0	0	0	0-0
Canute Curtis	6	1	7	1-8	0-0	0	0	0-0
Charles Fisher	1	1	2	0-0	0-0	0	0	0-0
Andre Purvis	1	1	2	0-0	0-0	0	0	0-0
Billy Granville	1	0	1	0-0	0-0	0	0	0-0

SPECIAL TEAMS*	ST	AT	TT	FF	FR-YDS	BP	BFG	BXP
Lawrence Wright	14	1	15	0	1-0	0	0	0
Canute Curtis	7	3	10	0	0-0	0	0	0
Billy Granville	6	4	10	0	0-0	0	0	0
Cory Hall	6	0	6	0	1-0	0	0	0
Reinard Wilson	5	1	6	0	0-0	0	0	0
Steve Foley	5	0	5	0	0-0	0	0	0
Damon Griffin	5	0	5	0	0-0	0	0	0
Tremain Mack	5	0	5	0	0-0	0	1	0
Greg Myers	4	1	5	0	0-0	0	0	0
Adrian Ross	4	1	5	0	0-0	0	0	0
Brian Simmons	3	2	5	0	0-0	0	0	0
Michael Basnight	3	1	4	1	0-0	0	0	0
Will Brice	3	0	3	0	0-0	0	0	0
Rico Clark	3	0	3	0	0-0	0	0	0
Brad Costello	3	0	3	0	0-0	0	0	0
Takeo Spikes	3	0	3	0	0-0	0	0	0
Rodney Heath	2	1	3	0	1-0	0	0	0
Ty Howard	2	1	3	0	0-0	0	0	

2000 STATISTICS

RECORD: 4-12-0

HEAD COACH: BRUCE COSLET (GAMES 1-3; RECORD 0-3),
DICK LeBEAU (GAMES 4-16; RECORD 4-9)

DATE	W-L	SCORE	OPPONENT	ATTENDANCE
9-3-00			— BYE —	
9-10-00	L	7-24	CLEVELAND	64,006
9-17-00	L	0-13	at Jacksonville	45,653
9-24-00	L	0-37	at Baltimore	68,481
10-1-00	L	16-31	MIAMI	61,535
10-8-00	L	14-23	TENNESSEE	63,406
10-15-00	L	0-15	at Pittsburgh	54,328
10-22-00	W	31-21	DENVER	61,603
10-29-00	W	12-3	at Cleveland	73,118
11-5-00	L	7-27	BALTIMORE	54,759
11-12-00	L	6-23	at Dallas	62,170
11-19-00	L	13-16	at New England	60,292
11-26-00	L	28-48	PITTSBURGH	63,925
12-3-00	W	24-13	ARIZONA	50,289
12-10-00	L	3-35	at Tennessee	68,498
12-17-00	W	17-14	JACKSONVILLE	50,469
12-24-00	L	7-16	at Philadelphia	64,902

TEAM STATISTICS		BENGALS	OPPONENTS
TOTAL FIRST DOWNS	254	307
Rushing	119	101
Passing	109	182
Penalty	26	24
3rd Down: Made-Att	77-227	102-239
3rd Down Pct.	33.9	42.7
4th Down: Made-Att	10-25	4-13
4th Down Pct.	40.0	30.8
POSSESSION AVG.	27:13	32:47
TOTAL NET YARDS	4260	5487
Avg. Per Game	266.3	342.9
Total Plays	1001	1068
Avg. Per Play	4.3	5.1
NET YARDS RUSHING	2314	1925
Avg. Per Game	144.6	120.3
Total Rushes	495	504
NET YARDS PASSING	1946	3562
Avg. Per Game	121.6	222.6
Sacked-Yards Lost	52-273	26-168
Gross Yards	2219	3730
Att.-Completions	454-207	538-318
Completion Pct.	45.6	59.1
Had Intercepted	14	9
PUNTS-AVG.	94-40.2	80-41.7
Punting Avg.	33.1	35.5
PENALTIES-YARDS	99-878	115-924
FUMBLES-BALLS LOST	37-21	22-12
TOUCHDOWNS	21	40
Rushing	13	12
Passing	6	26
Returns	2	2

SCORE BY PERIODS	1	2	3	4	OT	PTS
BENGALS	24	74	41	46	0 185
OPPONENTS	92	106	91	70	0 359

SCORING	TD	TD-R	TD-P	TD-Rt	K-PAT	FG	S	PTS
Neil Rackers	0	0	0	0	21-21	12-21	0 57
Corey Dillon	7	0	0	0	—	—	0 42
Peter Warrick	7	2	4	1	—	—	0 42
Brandon Bennett	3	3	0	0	—	—	0 18
Ron Dugans	1	0	1	0	—	—	0 6
Tony McGee	1	0	1	0	—	—	0 6
Scott Mitchell	1	1	0	0	—	—	0 6
Darryl Williams	1	0	0	1	—	—	0 6
(team)	—	—	—	—	—	—	1 2
BENGALS	21	13	6	2	21-21	12-21	1 185
OPPONENTS	40	12	26	2	39-40	26-36	1 359

Two-point conversions: None. BENGALS 0-0, OPPONENTS 0-0.

RUSHING	ATT	YDS	AVG	LG	TD	
Corey Dillon	315	1435	4.6	80t	7
Brandon Bennett	90	324	3.6	37t	3
Akili Smith	41	232	5.7	21	0
Peter Warrick	16	148	9.3	77t	2
Scott Mitchell	10	61	6.1	12t	1
Nick Luchey	10	54	5.4	13	0
Curtis Keaton	6	24	4.0	8	0
Daniel Pope	2	22	11.0	22	0
Craig Yeast	1	15	15.0	15	0
Clif Groce	3	4	1.3	5	0
Neil Rackers	1	-5	-5.0	-5	0
BENGALS	495	2314	4.7	80t	13
OPPONENTS	504	1925	3.8	30	12

RECEIVING	REC	YDS	AVG	LG	TD	
Peter Warrick	51	592	11.6	46	4
Tony McGee	26	309	11.9	39	1
Craig Yeast	24	301	12.5	27	0
Danny Farmer	19	268	14.1	38	0
Brandon Bennett	19	168	8.8	25	0
Corey Dillon	18	158	8.8	31	0
Ron Dugans	14	125	8.9	17	1
Marco Battaglia	13	105	8.1	15	0
Clif Groce	11	45	4.1	14	0
Nick Luchey	7	84	12.0	20	0
Steve Bush	3	39	13.0	18	0
Damon Griffin	2	25	12.5	16	0
BENGALS	207	2219	10.7	46	6
OPPONENTS	318	3730	11.7	77t	26

INTERCEPTIONS	NO	YDS	AVG	LG	TD	
Tom Carter	2	40	20.0	30	0
Takeo Spikes	2	12	6.0	7	0
Darryl Williams	1	36	36.0	36t	1
Cory Hall	1	12	12.0	12	0
Chris Carter	1	6	6.0	6	0
Steve Foley	1	1	1.0	1	0
Robert Bean	1	0	0.0	0	0
BENGALS	9	107	11.9	36t	1
OPPONENTS	14	138	9.9	39	0

PUNTING	NO	YDS	AVG	NET	TB	IN-20	LG	BLK.
Daniel Pope	94	3775	40.2	33.1	14	18	57
BENGALS	94	3775	40.2	33.1	14	18	57
OPPONENTS	80	3338	41.7	35.5	7	30	70

PUNT RETURNS	NO	FC	YDS	AVG	LG	TD
Craig Yeast	34	14	225	6.6	27
Peter Warrick	7	1	123	17.6	82t
Damon Griffin	1	0	9	9.0	9
BENGALS	42	15	357	8.5	82t
OPPONENTS	40	17	387	9.7	39

KICKOFF RETURNS	NO	YDS	AVG	LG	TD
Tremain Mack	50	1036	20.7	50
Damon Griffin	8	129	16.1	29
Craig Yeast	7	106	15.1	29
Curtis Keaton	6	100	16.7	25
Steve Bush	3	18	6.0	8
Nick Luchey	2	12	6.0	12
Rodney Heath	1	22	22.0	22
Marco Battaglia	0f	0	—	—
BENGALS	77	1423	18.5	50
OPPONENTS	42	898	21.4	37

FIELD GOALS	1-19	20-29	30-39	40-49	50+
Neil Rackers	0-0	5-5	5-9	2-7
BENGALS	0-0	5-5	5-9	2-7
OPPONENTS	3-3	5-6	12-16	6-10

Opponents: (30G), (30G, 33N, 19G), (30G, 37G, 19G), (40G), (22G, 41G, 33N, 34G), (36G, 28G), (48N, 48N), (18G), (38G, 32G), (39N, 44N, 43G, 35G, 42G, 51N), (38G, 21G, 22G), (44G, 28G), (31N), (—), (28N), (32G, 45G, 41N, 33G).

PASSING	ATT	CMP	YDS	CMP%	YDS/ATT	TD	TD%	INT	INT%	LG	SKD-YDS	RAT
Akili Smith	267	118	44.2	4.69	3	1.1	6	2.2	46	36-191	52.8
Scott Mitchell	187	89	47.6	5.17	3	1.6	8	4.3	38	16-82	50.8
BENGALS	454	207	45.6	4.89	6	1.3	14	3.1	46	52-273	52.0
OPPONENTS	538	318	59.1	6.93	26	4.8	9	1.7	77t	26-168	89.4

USUAL STARTERS

OFFENSE		DEFENSE	
WR	Craig Yeast	LDE	Vaughn Booker,
LOT	Rod Jones		Michael Bankston
LG	Matt O'Dwyer,	LDT	Oliver Gibson
	Scott Rehberg	RDT	John Copeland
C	Rich Braham,	RDE	Michael Bankston,
	Brock Gutierrez		John Copeland
RG	Mike Goff	LLB	Steve Foley
ROT	Willie Anderson	MLB	Armeigis Spearman
TE	Tony McGee	RLB	Takeo Spikes
WR	Peter Warrick	LCB	Tom Carter
QB	Akili Smith,	RCB	Rodney Heath
	Scott Mitchell		Artrell Hawkins
HB	Corey Dillon	SS	Chris Carter,
FB	Clif Groce,		Cory Hall
	M. Battaglia (TE),	FS	Darryl Williams
	Nick Luchey		

DEFENSE*	ST	AT	TT	SKS-YDS	INT-YDS	PD	FF	FR-YDS
Takeo Spikes	109	19	128	2-16	2-12	4	0 3-0
Darryl Williams	80	21	101	0-0	1-36	5	3 0-0
Armeigis Spearman	46	24	70	1-12	0-0	4	0 0-0
Michael Bankston	50	14	64	0-0	0-0	2	0 0-0
Chris Carter	49	11	60	1-9	1-6	2	2 1-0
Oliver Gibson	42	10	52	4-17	0-0	1	0 0-0
Artrell Hawkins	43	4	47	0-0	0-0	9	1 1-12
Rodney Heath	40	4	44	0-0	0-0	12	0 1-0
Tom Carter	36	7	43	0-0	2-40	11	0 0-0
Steve Foley	34	9	43	4-16	1-1	8	2 1-0
Cory Hall	36	5	41	4-32	1-12	2	0 0-0
John Copeland	32	7	39	1-8	0-0	1	0 1-4
Adrian Ross	31	2	33	1-6	0-0	3	0 0-0
Jevon Langford	19	3	22	0-0	0-0	2	0 0-0
Robert Bean	17	2	19	0-0	1-0	6	0 0-0
Tremain Mack	12	6	18	0-0	0-0	2	0 0-0
Vaughn Booker	13	4	17	0-0	0-0	1	0 0-0
Glen Steele	13	4	17	2-17	0-0	0	0 0-0
Mark Roman	15	1	16	0-0	0-0	2	1 0-0
Reinard Wilson	9	6	15	3-16	0-0	1	2 1-3
Tom Barndt	7	5	12	0-0	0-0	1	1 1-0
Canute Curtis	8	2	10	2-9	0-0	2	0 0-0
Brian Simmons	7	2	9	1-10	0-0	0	1 0-0
Billy Granville	2	0	2	0-0	0-0	0	0 0-0

SPECIAL TEAMS*	ST	AT	TT	FF	FR-YDS	BP	BFG	BXP
Artrell Hawkins	9	3	12	0	0-0	0	0 0
Damon Griffin	7	2	9	0	0-0	0	0 0
Billy Granville								

2001 STATISTICS

RECORD: 6-10-0

HEAD COACH: DICK LeBEAU

DATE	W-L	SCORE	OPPONENT	ATTENDANCE
9-9-01	W	23-17	NEW ENGLAND	51,521
9-16-01	—	—	at Tennessee.....	RESCHEDULED FOR JAN. 6
9-23-01	W	21-10	BALTIMORE	51,121
9-30-01	L	14-28	at San Diego	56,048
10-7-01	L	7-16	at Pittsburgh	62,335
10-14-01	W	24-14	CLEVELAND	64,217
10-21-01	L	0-24	CHICAGO	63,408
10-28-01	W	31-27	at Detroit	69,343
11-4-01	—	—	BYE —	
11-11-01	L	13-30	at Jacksonville	57,161
11-18-01	L	7-20	TENNESSEE	63,865
11-25-01	L	0-18	at Cleveland	72,918
12-2-01	L	13-16 (OT)	TAMPA BAY	52,135
12-9-01	L	10-14	JACKSONVILLE	44,920
12-16-01	L	14-15	at N.Y. Jets	77,745
12-23-01	L	0-16	at Baltimore	68,987
12-30-01	W	26-23 (OT)	PITTSBURGH	63,751
1-6-02	W	23-21	at Tennessee	68,798

TEAM STATISTICS		BENGALS	OPPONENTS
TOTAL FIRST DOWNS.....		294	281
Rushing.....		96	86
Passing.....		176	173
Penalty.....		22	22
3rd Down: Made-Att.....		93-243	86-225
3rd Down Pct.....		38.3	38.2
4th Down: Made-Att.....		6-23	5-13
4th Down Pct.....		26.1	38.5
POSSESSION AVG.....		29:16	30:44
TOTAL NET YARDS.....		4800	4832
Avg. Per Game.....		300.0	302.0
Total Plays.....		1071	1013
Avg. Per Play.....		4.5	4.8
NET YARDS RUSHING.....		1712	1675
Avg. Per Game.....		107.0	104.7
Total Rushes.....		441	453
NET YARDS PASSING.....		3088	3157
Avg. Per Game.....		193.0	197.3
Sacked-Yards Lost.....		28-203	48-320
Gross Yards.....		3291	3477
Att. Completions.....		602-322	512-311
Completion Pct.....		53.5	60.7
Had Intercepted.....		26	13
PUNTS-AVG.....		86-41.2	86-41.2
Net Punting Avg.....		33.6	34.8
PENALTIES-YARDS.....		103-870	101-837
FUMBLES-BALLS LOST.....		28-11	33-15
TOUCHDOWNS.....		25	35
Rushing.....		11	10
Passing.....		12	23
Returns.....		2	2

SCORE BY PERIODS	1	2	3	4	OT	PTS
BENGALS.....	27	75	56	65	3	226
OPPONENTS.....	67	83	79	77	3	309

SCORING	TD	TD-R	TD-P	TD-R	K-PAT	FG	S	PTS
Corey Dillon.....	13	10	3	0	—	—	0	78
Neil Rackers.....	0	0	0	0	23-24	17-28	0	74
Ron Dugans.....	2	0	2	0	—	—	0	14
Darnay Scott.....	2	0	2	0	—	—	0	12
Danny Farmer.....	1	0	1	0	—	—	0	6
Chad Johnson.....	1	0	1	0	—	—	0	6
Jon Kitna.....	1	1	0	0	—	—	0	6
Tony McGee.....	1	0	1	0	—	—	0	6
Lorenzo Neal.....	1	0	1	0	—	—	0	6
Brian Simmons.....	1	0	0	1	—	—	0	6
Takeo Spikes.....	1	0	0	1	—	—	0	6
Peter Warrick.....	1	0	1	0	—	—	0	6
BENGALS.....	25	11	12	2	23-24	17-28	0	226
OPPONENTS.....	35	10	23	2	29-31	22-30	1	309

Two-point conversions: Ron Dugans. BENGALS 1-1, OPPONENTS 1-4.

PASSING	ATT	CMP	YDS	CMP%	YDS/ATT	TD	TD%	INT	INT%	LG	SKD-YDS	RAT
Jon Kitna.....	581	313	3216	53.9	5.54	12	2.1	22	3.8	49	25-185	61.1
Scott Mitchell.....	12	4	38	33.3	3.17	0	0.0	3	25.0	16	2-15	3.5
Akili Smith.....	8	5	37	62.5	4.63	0	0.0	0	0.0	14	1-3	73.4
Corey Dillon.....	1	0	0	0.0	0.00	0	0.0	1	100.0	—	0-0	0.0
BENGALS.....	602	322	3291	53.5	5.47	12	2.0	26	4.3	49	28-203	58.1
OPPONENTS.....	512	311	3477	60.7	6.79	23	4.5	13	2.5	47	48-320	85.4

RUSHING	ATT	YDS	AVG	LG	TD
Corey Dillon.....	340	1315	3.9	96t	10
Brandon Bennett.....	50	232	4.6	36	0
Jon Kitna.....	27	73	2.7	20	1
Curtis Keaton.....	5	48	9.6	21	0
Akili Smith.....	6	20	3.3	6	0
Peter Warrick.....	8	14	1.8	13	0
Lorenzo Neal.....	5	10	2.0	4	0
BENGALS.....	441	1712	3.9	96t	11
OPPONENTS.....	453	1675	3.7	48	10

RECEIVING	REC	YDS	AVG	LG	TD
Peter Warrick.....	70	667	9.5	33	1
Darnay Scott.....	57	819	14.4	49	2
Corey Dillon.....	34	228	6.7	17	3
Chad Johnson.....	28	329	11.8	28	1
Ron Dugans.....	28	251	9.0	31	2
T.J. Houshmandzadeh.....	21	228	10.9	23	0
Brandon Bennett.....	20	150	7.5	15	0
Lorenzo Neal.....	19	101	5.3	12	1
Danny Farmer.....	15	228	15.2	27	1
Tony McGee.....	14	148	10.6	25t	1
Marco Battaglia.....	13	118	9.1	17	0
Kirk McMullen.....	2	15	7.5	11	0
Curtis Keaton.....	1	9	9.0	9	0
BENGALS.....	322	3291	10.2	49	12
OPPONENTS.....	311	3477	11.2	47	23

INTERCEPTIONS	NO	YDS	AVG	LG	TD
Kevin Kaesviharn.....	3	41	13.7	29	0
Artrell Hawkins.....	3	26	8.7	22	0
Justin Smith.....	2	28	14.0	21	0
Takeo Spikes.....	1	66	66.0	66t	1
Darryl Williams.....	1	16	16.0	16	0
Chris Carter.....	1	10	10.0	10	0
Brian Simmons.....	1	5	5.0	5	0
Mark Roman.....	1	0	0.0	0	0
BENGALS.....	13	192	14.8	66t	1
OPPONENTS.....	26	392	15.1	64	0

PUNTING	NO	YDS	AVG	NET	TB	IN-20	LG	BLK.
Nick Harris.....	84	3372	40.1	33.9	6	21	57	1
Neil Rackers.....	1	32	32.0	12.0	1	0	32	0
BENGALS.....	86	3404	39.6	33.6	7	21	57	1
OPPONENTS.....	86	3541	41.2	34.8	13	29	76	0

PUNT RETURNS	NO	FC	YDS	AVG	LG	TD
Peter Warrick.....	18	10	116	6.4	31	0
T.J. Houshmandzadeh.....	12	5	163	13.6	86	0
Danny Farmer.....	1	1	11	11.0	11	0
BENGALS.....	31	16	290	9.4	86	0
OPPONENTS.....	47	17	374	8.0	24	0

KICKOFF RETURNS	NO	YDS	AVG	LG	TD
Curtis Keaton.....	42	891	21.2	64	0
T.J. Houshmandzadeh.....	10	185	18.5	23	0
Brandon Bennett.....	4	60	15.0	19	0
Rudj Johnson.....	4	79	19.8	25	0
Brock Gutierrez.....	2	15	7.5	8	0
BENGALS.....	62	1230	19.8	64	0
OPPONENTS.....	46	1157	25.2	101t	1

FIELD GOALS	1-19	20-29	30-39	40-49	50+
Neil Rackers.....	0-0	4-6	8-11	4-9	1-2
BENGALS.....	0-0	4-6	8-11	4-9	1-2
OPPONENTS.....	0-0	8-8	6-9	7-11	1-2
Neil Rackers: (36G, 47G, 33G), (43N, 39N, 45N), (—), (51N), (27G, 22N, 42G, 21G), (39N), (47N, 39G), (26G, 52G), (—), (43N, 47N), (23G, 41G), (47G), (—), (—), (32N, 28N, 34G, 31G), (30G, 33G, 34G).					
Opponents: (39G)(38G), (38N), (26G, 42G, 48G), (—), (48G, 43N), (51G, 24G), (—), (41G, 37G), (23G, 27G, 23G, 33G), (43N, 38G, 48G, 51N, 21G), (44N), (40N, 24G, 34N), (43G, 29G, 33N, 43G), (38G), (—).					

USUAL STARTERS

OFFENSE		DEFENSE	
WR	Darnay Scott	LDE	Vaughn Booker
LOT	Richmond Webb	LDT	Oliver Gibson
LG	Matt O'Dwyer	RDT	Tony Williams
C	Rich Braham	RDE	Justin Smith
RG	Mike Goff	LLB	Steve Foley
ROT	Willie Anderson	MLB	Brian Simmons
TE	Tony McGee	RLB	Takeo Spikes
WR	Peter Warrick	LCB	Mark Roman
QB	Jon Kitna	RCB	Artrell Hawkins
HB	Corey Dillon	SS	JoJuan Armour
FB	Lorenzo Neal	FS	Cory Hall

DEFENSE*	ST	AT	TT	SKS-YDS	INT-YDS	PD	FF	FR-YDS
Takeo Spikes.....	80	29	109	6-58	1-66	5	1	0-0
Brian Simmons.....	51	32	83	6.5-41	1-5	5	2	0-0
Artrell Hawkins.....	49	10	59	0-0	3-26	6	2	1-0
Oliver Gibson.....	45	10	55	3-16	0-0	3	0	1-0
Justin Smith.....	41	13	54	8.5-76	2-28	5	0	0-0
Mark Roman.....	44	7	51	2-10	1-0	7	0	1-(-1)
Chris Carter.....	34	15	49	0-0	1-10	6	0	1-12
JoJuan Armour.....	36	11	47	0-0	0-0	3	0	0-0
Cory Hall.....	31	16	47	0-0	0-0	3	0	1-73
Robert Bean.....	39	3	42	0-0	0-0	5	1	0-0
Vaughn Booker.....	34	6	40	1.5-8	0-0	2	1	0-0
Steve Foley.....	25	14	39	0-0	0-0	0	2	0-0
Tony Williams.....	15	23	38	5-25	0-0	1	0	2-0
Reinard Wilson.....	26	11	37	9-47.5	0-0	3	1	2-0
Kevin Kaesviharn.....	22	3	25	0-0	3-41	6	0	0-0
Darryl Williams.....	19	6	25	3.5-22	1-16	2	1	1-0
Bernard Whittington.....	17	4	21	0-0	0-0	1	0	0-0
Rodney Heath.....	16	3	19	0-0	0-0	4	1	1-0
Canute Curtis.....	11	8	19	0-0	0-0	1	0	0-0
Glen Steele.....	5	10	10	1-4.5	0-0	1	1	1-0
Adrian Ross.....	4	5	9	1-6	0-0	0	0	0-0
Tom Carter.....	7	0	7	0-0	0-0	3	0	0-0
Ligarius Jennings.....	6	0	6	0-0	0-0	0	0	0-0
Jevon Langford.....	3	0	3	0-0	0-0	0	0	0-0
Mario Monds.....	1	0	1	0-0	0-0	0	0	0-0
(team).....	—	—	—	1-6	—	—	—	—

2002 STATISTICS

RECORD: 2-14-0

HEAD COACH: DICK LeBEAU

DATE	W-L	SCORE	OPPONENT	ATTENDANCE
9-8-02	L	6-34	SAN DIEGO	53,705
9-15-02	L	7-20	at Cleveland	73,358
9-22-02	L	3-30	at Atlanta	68,129
9-29-02	L	7-35	TAMPA BAY	57,234
10-6-02	L	21-28	at Indianapolis	56,570
10-13-02	L	7-34	PITTSBURGH	63,900
10-20-02			— BYE —	
10-27-02	L	24-30	TENNESSEE	52,822
11-3-02	W	38-3	at Houston	69,827
11-10-02	L	27-38	at Baltimore	69,024
11-17-02	L	20-27	CLEVELAND	64,060
11-24-02	L	21-29	at Pittsburgh	60,473
12-1-02	L	23-27	BALTIMORE	44,878
12-8-02	L	31-52	at Carolina	66,799
12-15-02	L	15-29	JACKSONVILLE	42,092
12-22-02	W	20-13	NEW ORLEANS	43,544
12-29-02	L	9-27	at Buffalo	47,850

TEAM STATISTICS	BENGALS	OPPONENTS
TOTAL FIRST DOWNS	315	315
Rushing	105	104
Passing	186	182
Penalty	24	29
3rd Down: Made-Att	87-223	83-199
3rd Down Pct.	39.0	41.7
4th Down: Made-Att	11-30	7-14
4th Down Pct.	36.7	50.0
POSSESSION AVG.	28:55	31:05
TOTAL NET YARDS	5206	5265
Avg. Per Game	325.4	329.1
Total Plays	1054	976
Avg. Per Play	4.9	5.4
NET YARDS RUSHING	1730	2003
Avg. Per Game	108.1	125.2
Total Rushes	426	498
NET YARDS PASSING	3476	3262
Avg. Per Game	217.3	203.9
Sacked-Yards Lost	37-256	24-153
Gross Yards	3732	3415
Att.-Completions	591-350	454-287
Completion Pct.	59.2	63.2
Had Intercepted	22	9
PUNTS-AVG.	73-38.2	65-41.8
Net Punting Avg.	28.7	37.9
PENALTIES-YARDS	99-884	101-867
FUMBLES-BALLS LOST	26-13	21-11
TOUCHDOWNS	34	55
Rushing	13	16
Passing	17	30
Returns	4	9

SCORE BY PERIODS	1	2	3	4	OT	PTS
BENGALS	61	91	50	77	0	279
OPPONENTS	110	157	95	94	0	456

SCORING	TD	TD-R	TD-P	TD-R	K-PAT	FG	S	PTS
Neil Rackers	0	0	0	0	30-32	15-18	0	75
Corey Dillon	7	7	0	0	—	—	0	42
Peter Warrick	6	0	6	0	—	—	0	36
Chad Johnson	5	0	5	0	—	—	0	30
Jon Kitna	4	4	0	0	—	—	0	24
Nick Luchey	2	2	0	0	—	—	0	12
Matt Schobel	2	0	2	0	—	—	0	12
Michael Westbrook	2	0	2	0	—	—	0	12
Brandon Bennett	1	0	0	1	—	—	0	6
Artrell Hawkins	1	0	0	1	—	—	0	6
T.J. Houshmandzadeh	1	0	1	0	—	—	0	6
Lorenzo Neal	1	0	1	0	—	—	0	6
Brian Simmons	1	0	0	1	—	—	0	6
Takeo Spikes	1	0	0	1	—	—	0	6
BENGALS	34	13	17	4	30-32	15-18	0	279
OPPONENTS	55	16	30	9	51-52	23-31	1	456

Two-point conversions: None. BENGALS 0-2, OPPONENTS 2-3.

PASSING	ATT	CMP	YDS	CMP%	YDS/ATT	TD	TD%	INT	INT%	LG	SKD-YDS	RAT
Jon Kitna	473	294	3178	62.2	6.72	16	3.4	16	3.4	72t	24-159	79.1
Gus Frerotte	85	44	437	51.8	5.14	1	1.2	5	5.9	51	10-74	46.1
Akili Smith	33	12	117	36.4	3.55	0	0.0	1	3.0	24	3-23	34.5
BENGALS	591	350	3732	59.2	6.31	17	2.9	22	3.7	72t	37-256	71.8
OPPONENTS	454	287	3415	63.2	7.52	30	6.6	9	2.0	69	24-153	99.9

RUSHING	ATT	YDS	AVG	LG	TD
Corey Dillon	314	1311	4.2	67t	7
Brandon Bennett	33	155	4.7	29	0
Rudi Johnson	17	67	3.9	13	0
Nick Luchey	12	59	4.9	10	2
Jon Kitna	24	57	2.4	12t	4
Lorenzo Neal	9	31	3.4	9	0
Gus Frerotte	4	22	5.5	9	0
Peter Warrick	8	22	2.8	11	0
Akili Smith	4	5	1.3	3	0
Michael Westbrook	1	1	1.0	1	0
BENGALS	426	1730	4.1	67t	13
OPPONENTS	498	2003	4.0	41t	16

RECEIVING	REC	YDS	AVG	LG	TD
Chad Johnson	69	1166	16.9	72t	5
Peter Warrick	53	606	11.4	37t	6
Ron Dugans	47	421	9.0	31	0
Corey Dillon	43	298	6.9	19	0
T.J. Houshmandzadeh	41	492	12.0	31	1
Matt Schobel	27	212	7.9	20t	2
Lorenzo Neal	21	133	6.3	15	1
Brandon Bennett	18	109	6.1	15	0
Danny Farmer	9	115	12.8	51	0
Michael Westbrook	8	94	11.8	26t	2
Nick Luchey	7	46	6.6	15	0
Rudi Johnson	6	34	5.7	14	0
Tony Stewart	1	6	6.0	6	0
BENGALS	350	3732	10.7	72t	17
OPPONENTS	287	3415	11.9	69	30

INTERCEPTIONS	NO	YDS	AVG	LG	TD
Artrell Hawkins	2	102	51.0	102t	1
Kevin Kaesviharn	2	17	8.5	17	0
Brian Simmons	1	51	51.0	51t	1
Oliver Gibson	1	6	6.0	6	0
Jeff Burris	1	5	5.0	5	0
Lamont Thompson	1	4	4.0	4	0
Cory Hall	1	2	2.0	2	0
BENGALS	9	187	20.8	102t	2
OPPONENTS	22	428	19.5	98t	3

PUNTING	NO	YDS	AVG	NET	TB	IN-20	LG	BLK.
Nick Harris	65	2608	40.1	31.4	4	11	57	1
Neil Rackers	5	162	32.4	1.8	0	0	46	0
Travis Dorsch	2	17	8.5	6.5	0	1	19	0
BENGALS	73	2787	38.2	28.7	4	12	57	1
OPPONENTS	65	2714	41.8	37.9	6	24	64	0

PUNT RETURNS	NO	FC	YDS	AVG	LG	TD
T.J. Houshmandzadeh	24	4	117	4.9	34	0
Peter Warrick	4	0	14	3.5	10	0
Jeff Burris	0	1	0	—	—	0
Danny Farmer	0	4	0	—	—	0
BENGALS	28	9	131	4.7	34	0
OPPONENTS	41	8	611	14.9	95t	3

KICKOFF RETURNS	NO	YDS	AVG	LG	TD
Brandon Bennett	49	1231	25.1	94t	1
T.J. Houshmandzadeh	13	288	22.2	44	0
Rudi Johnson	13	277	21.3	42	0
Lorenzo Neal	5	52	10.4	17	0
Nick Luchey	3	40	13.3	17	0
Ron Dugans	1	6	6.0	6	0
Brock Gutierrez	1	11	11.0	11	0
BENGALS	85	1905	22.4	94t	1
OPPONENTS	57	1191	20.9	99t	1

FIELD GOALS	1-19	20-29	30-39	40-49	50+
Neil Rackers	2-2	5-5	3-3	3-5	2-3
BENGALS	2-2	5-5	3-3	3-5	2-3
OPPONENTS	0-0	7-8	8-11	7-9	1-3

Opponents: (28G, 27G), (52G, 45G), (44G, 26G, 34G), (—), (—), (34G, 32N, 30G), (33G, 28G, 46G), (23G, 46B, 53N), (33G), (24N, 27G, 40G), (33G, 51N, 43G, 45G), (49N, 38N), (—), (—), (38G, 33N, 43G), (32G, 25G).

USUAL STARTERS

OFFENSE		DEFENSE	
WR	Chad Johnson	LDE	Bernard Whittington
LOT	Levi Jones	LDT	Oliver Gibson
LG	Matt O'Dwyer		Glen Steele
C	Rich Braham	RDT	Tony Williams
RG	Mike Goff	RDE	Justin Smith
ROT	Willie Anderson	LLB	Canute Curtis
TE	Matt Schobel	MLB	Brian Simmons
WR	Peter Warrick	RLB	Takeo Spikes
QB	Jon Kitna	LCB	Jeff Burris
HB	Corey Dillon	RCB	Artrell Hawkins
FB	Lorenzo Neal	SS	JoJuan Armour, Marquand Manuel
		FS	Cory Hall

DEFENSE*	ST	AT	TT	SKS-YDS	INT-YDS	PD	FF	FR-YDS
Takeo Spikes	81	32	113	1.5-12	0-0	1	1	4-45
Brian Simmons	65	21	86	3-12	1-51	7	0	0-0
Artrell Hawkins	69	7	76	2-12	2-102	6	1	2-19
Jeff Burris	50	12	62	0-0	1-5	11	2	1-32
Justin Smith	48	13	61	6.5-56	0-0	3	2	0-0
Cory Hall	43	15	58	2-6	1-2	1	1	0-0
JoJuan Armour	32	20	52	0-0	0-0	2	1	0-0
Kevin Kaesviharn	43	7	50	0-0	2-17	10	1	0-0
Canute Curtis	38	8	46	0-0	0-0	0	0	0-0
Tony Williams	30	12	42	5-34	0-0	0	0	0-0
Bernard Whittington	22	14	36	1-3	0-0	0	0	2-0
Marquand Manuel	26	8	34	0-0	0-0	2	1	0-0
Mark Roman	23	7	30	0-0	0-0	1	1	0-0
Oliver Gibson	19	10	29	0-0	1-6	2	0	0-0
Glen Steele	15	13	28	0-0	0-0	1	0	0-0
Adrian Ross	17	3	20	0-0	0-0	1	0	0-0
Reinard Wilson	11	2	13	0-0	0-0	2	0	0-0
Lamont Thompson	10	0	10	0-0	1-4	1	0	0-0
Vaughn Booker	5	2	7	0-0	0-0	1	0	0-0
Reggie Myles	4	0	4	0-0	0-0	0	0	0-0
Jason Perry	2	2	4	0-0	0-0	0	0	1-15
Ligarius Jennings	1	2	3	0-0	0-0	1	0	0-0
Eric Ogbogu	1	2	3	0-0	0-0	0	0	0-0
(team)	—	—	—	3-18	—	—	—	—

SPECIAL TEAMS*	ST	AT	TT	FF	FR-YDS	BP	BFG	BXP
Ron Dugans	12	3	15	0	0-0	0	0	0
Brandon Bennett	10	0	10	0	0-0	0	0	0
JoJuan Armour	6	2	8	0	0-0	0	1	0
Marquand Manuel	6	2	8	0	0-0	0	0	0
Brad St. Louis	6	2	8	0	0-0	0	0	0
Ligarius Jennings	5	1	6	0	0-0	0	0	0
Riall Johnson	4	2	6	0	0-0	0	0	0
Reggie Myles	4	2	6	0	0-0	0	0	0
Canute Curtis	4	1	5	0	0-0	0	0	0
Adrian Ross	4	1	5	0	0-0	0	0	0
Cory Hall	4	0	4	0	0-0	0	0	0
Neil Rackers	3	1	4	0	0-0	0	0	0
Chris Edmonds	3	0	3	0	0-0	0	0	0
Lorenzo Neal	3	0	3	0	0-0	0	0	0
Lamont Thompson	2	1	3	0	0-0	0	0	0
Jeff Burris	2	0	2	0	0-0	0	0	0
Kevin Kaesviharn	2	0	2	0	0-0	0	0	0
Armegis Spearman	2	0	2	0	0-0	0	0	0
Sean Brewer	1	0	1	0	0-0	0	0	0
T.J. Houshmandzadeh	1	0	1	0	0-0	0	0	0
Nick Luchey	1	0	1	0	0-0	0	0	0
Mark Roman	1	0	1	0	0-0	0	0	0
Peter Warrick	1	0	1	0	0-0	0	0	0
Reinard Wilson	1	0	1	0	0-0	0	0	0

MISCELLANEOUS DEFENSE*	ST
------------------------	----

2003 STATISTICS

RECORD: 8-8-0

HEAD COACH: MARVIN LEWIS

DATE	W-L	SCORE	OPPONENT	ATTENDANCE
9-7-03	L	10-30	DENVER	63,820
9-14-03	L	20-23	at Oakland	50,135
9-21-03	L	10-17	PITTSBURGH	64,596
9-28-03	W	21-14	at Cleveland	73,428
10-5-03	L	16-22 (OT)	at Buffalo	72,615
10-12-03			— BYE —	
10-19-03	W	34-26	BALTIMORE	53,553
10-26-03	W	27-24	SEATTLE	52,131
11-2-03	L	14-17	at Arizona	23,531
11-9-03	W	34-27	HOUSTON	50,437
11-16-03	W	24-19	KANSAS CITY	64,923
11-23-03	W	34-27	at San Diego	52,069
11-30-03	W	24-20	at Pittsburgh	58,797
12-7-03	L	13-31	at Baltimore	69,468
12-14-03	W	41-38	SAN FRANCISCO	64,666
12-21-03	L	10-27	at St. Louis	66,061
12-28-03	L	14-22	CLEVELAND	65,362

TEAM STATISTICS	BENGALS	OPPONENTS
TOTAL FIRST DOWNS	313	320
Rushing	101	119
Passing	181	177
Penalty	31	24
3rd Down: Made-Att	102-228	85-206
3rd Down Pct.	44.7	41.3
4th Down: Made-Att	5-11	9-14
4th Down Pct.	45.5	64.3
POSSESSION AVG.	30:52	29:08
TOTAL NET YARDS	5329	5620
Avg. Per Game	333.1	351.3
Total Plays	1038	999
Avg. Per Play	5.1	5.6
NET YARDS RUSHING	1987	2218
Avg. Per Game	124.2	138.6
Total Rushes	481	461
NET YARDS PASSING	3342	3402
Avg. Per Game	208.9	212.6
Sacked-Yards Lost	37-249	30-196
Gross Yards	3591	3598
Att.-Completions	520-324	508-297
Completion Pct.	62.3	58.5
Had Intercepted	15	14
PUNTS-AVG.	77-39.5	67-42.5
Net Punting Avg.	32.2	35.1
PENALTY-YARDS	107-846	108-921
FUMBLES-BALLS LOST	16-7	26-10
TOUCHDOWNS	40	43
Rushing	12	18
Passing	26	23
Returns	2	2

SCORE BY PERIODS	1	2	3	4	OT	PTS
BENGALS	83	115	49	99	0	346
OPPONENTS	71	117	74	116	6	384

SCORING	TD	TD-R	TD-P	TD-Rt	K-PAT	FG	S	PTS
Shayne Graham	0	0	0	0	40-40	22-25	0	106
Chad Johnson	10	0	10	0	—	—	0	60
Rudi Johnson	9	9	0	0	—	—	0	54
Peter Warrick	8	0	7	1	—	—	0	48
Kelley Washington	4	0	4	0	—	—	0	24
Corey Dillon	2	2	0	0	—	—	0	12
Jeremi Johnson	2	1	1	0	—	—	0	12
Matt Schobel	2	0	2	0	—	—	0	12
Brandon Bennett	1	0	1	0	—	—	0	6
Kevin Hardy	1	0	0	1	—	—	0	6
Reggie Kelly	1	0	1	0	—	—	0	6
BENGALS	40	12	26	2	40-40	22-25	0	346
OPPONENTS	43	18	23	2	38-38	28-33	0	384

Two-point conversions: None. BENGALS 0-0, OPPONENTS 2-4.

PASSING	ATT	CMP	YDS	CMP%	YDS/ATT	TD	TD%	INT	INT%	LG	SKD-YDS	RAT
Jon Kitna	520	324	3591	62.3	6.91	26	5.0	15	2.9	82t	37-249	87.4
BENGALS	520	324	3591	62.3	6.91	26	5.0	15	2.9	82t	37-249	87.4
OPPONENTS	508	297	3598	58.5	7.08	23	4.5	14	2.8	73t	30-196	83.9

RUSHING	ATT	YDS	AVG	LG	TD
Rudi Johnson	215	957	4.5	54	9
Corey Dillon	138	541	3.9	39	2
Brandon Bennett	56	173	3.1	19	0
Peter Warrick	18	157	8.7	50	0
Jon Kitna	38	113	3.0	15	0
Jeremi Johnson	15	41	2.7	12	1
Kelley Washington	1	5	5.0	5	0
BENGALS	481	1987	4.1	54	12
OPPONENTS	461	2218	4.8	78t	18

RECEIVING	REC	YDS	AVG	LG	TD
Chad Johnson	90	1355	15.1	82t	10
Peter Warrick	79	819	10.4	77t	7
Brandon Bennett	25	176	7.0	16	1
Matt Schobel	24	332	13.8	45t	2
Kelley Washington	22	299	13.6	51t	4
Tony Stewart	21	212	10.1	21	0
Rudi Johnson	21	146	7.0	17	0
Jeremi Johnson	15	82	5.5	16	1
Reggie Kelly	13	81	6.2	13	1
Corey Dillon	11	71	6.5	14	0
Kevin Walter	3	18	6.0	9	0
BENGALS	324	3591	11.1	82t	26
OPPONENTS	297	3598	12.1	73t	23

INTERCEPTIONS	NO	YDS	AVG	LG	TD
Tory James	4	56	14.0	31	0
Jeff Burris	2	17	8.5	17	0
Brian Simmons	2	14	7.0	13	0
Rogers Beckett	2	11	5.5	11	0
Kevin Kaesviharn	1	10	10.0	10	0
Artrell Hawkins	1	8	8.0	8	0
Terrell Roberts	1	6	6.0	6	0
Mark Roman	1	1	1.0	1	0
BENGALS	14	123	8.8	31	0
OPPONENTS	15	225	15.0	83t	2

PUNTING	NO	YDS	AVG	NET	TB	IN-20	LG	BLK.
Kyle Richardson	49	1961	40.0	33.5	5	9	58	0
Nick Harris	28	1084	38.7	30.0	3	5	53	0
BENGALS	77	3045	39.5	32.2	8	14	58	0
OPPONENTS	67	2845	42.5	35.1	8	21	72	0

PUNT RETURNS	NO	FC	YDS	AVG	LG	TD
Peter Warrick	25	8	273	10.9	68t	1
Jeff Burris	5	0	58	11.6	34	0
Brandon Bennett	30	8	331	11.0	68t	1
OPPONENTS	47	7	403	8.6	37	0

KICKOFF RETURNS	NO	YDS	AVG	LG	TD
Brandon Bennett	53	1146	21.6	46	0
Terrell Roberts	7	128	18.3	23	0
Kenny Watson	7	113	16.1	27	0
Rudi Johnson	2	23	11.5	15	0
Carl Powell	2	33	16.5	20	0
Jeremi Johnson	1	16	16.0	16	0
Glen Steele	1	2	2.0	2	0
Tony Stewart	1	13	13.0	13	0
BENGALS	74	1474	19.9	46	0
OPPONENTS	71	1470	20.7	45	0

FIELD GOALS	1-19	20-29	30-39	40-49	50+
Shayne Graham	0-0	5-5	10-10	7-8	0-2
BENGALS	0-0	5-5	10-10	7-8	0-2
OPPONENTS	1-1	11-12	9-11	5-7	2-2
Shayne Graham: (26G), (31G, 22G), (44G), (—), (39G, 37G), (54N, 30G), (44G, 37G), (30G, 25G), (—), (40G, 40G), (27G, 48N), (37G, 47G), (44G), (25G, 38G), (34G, 30G), (48G), (52N).					
Opponents: (51G, 27G, 39G), (40G, 26G, 39G), (24N, 33G), (35N), (27G, 38G, 29G), (25G), (27G, 49B), (31G, 34N), (45G, 33G), (37G, 39G, 44N), (48G, 26G), (23G, 39G), (22G), (23G), (26G, 50G), (42G, 42G, 18G).					

USUAL STARTERS

OFFENSE		DEFENSE	
WR	Peter Warrick	LDE	Duane Clemons
LOT	Levi Jones	LDT	John Thornton
LG	Eric Steinbach	RDT	Tony Williams
C	Rich Braham	RDE	Justin Smith
RG	Mike Goff	SLB	Adrian Ross
ROT	Willie Anderson	MLB	Kevin Hardy
TE	Reggie Kelly	WLB	Brian Simmons
WR	Chad Johnson	LCB	Jeff Burris
QB	Jon Kitna		Artrell Hawkins
HB	Corey Dillon	RCB	Tory James
FB	Jeremi Johnson	SS	Rogers Beckett, Kevin Kaesviharn
		FS	Mark Roman

DEFENSE*	ST	AT	TT	SKS-YDS	INT-YDS	PD	FF	FR-YDS
Brian Simmons	72	31	103	1.5-9	2-14	6	2	4-13
Kevin Hardy	59	33	92	1.5-11	0-0	4	1	1-10
Mark Roman	55	19	74	0.5-5	1-1	7	1	0-0
Rogers Beckett	50	17	67	3-24	2-11	5	1	0-0
Tory James	57	6	63	1-1	4-56	18	0	0-0
Justin Smith	41	19	60	5-16.5	0-0	3	1	0-0
Artrell Hawkins	50	5	55	0-0	1-8	6	1	0-0
Adrian Ross	33	21	54	0-0	0-0	0	2	0-0
Kevin Kaesviharn	42	9	51	1-8	1-10	4	0	0-0
Duane Clemons	35	7	42	6-46	0-0	4	1	1-0
Tony Williams	28	10	38	2-9	0-0	0	1	1-(-1)
Jeff Burris	33	3	36	0-0	2-17	6	1	0-0
John Thornton	19	12	31	6-42	0-0	3	1	2-2
Oliver Gibson	17	7	24	0.5-3.5	0-0	3	0	0-0
Glen Steele	17	5	22	0.5-5.5	0-0	0	0	0-0
Carl Powell	10	10	20	0.5-2.5	0-0	1	1	1-0
Terrell Roberts	13	3	16	1-13	1-6	1	1	0-0
Marquand Manuel	9	2	11	0-0	0-0	1	0	0-0
Dwayne Levels	5	5	10	0-0	0-0	0	0	0-0
Riall Johnson	2	6	8	0-0	0-0	0	0	0-0
Reggie Myles	4	0	4	0-0	0-0	0	0	0-0

SPECIAL TEAMS*	ST	AT	TT	FF	FR-YDS	BP	BFG	BXP
Rogers Beckett	12	4	16	1	0-0	0	0	0
Reggie Myles	12	4	16	0	0-0	0	0	0
Riall Johnson	11	2	13	0	0-0	0	0	0
Kevin Kaesviharn	10	3	13	0	0-0	0	0	0
Khalid Abdullah	8	2	10	0	0-0	0	0	0
Brandon Bennett	6	2	8	0	0-0	0	0	0
Brad St. Louis	7	0	7	0	0-0	0	0	0
Shayne Graham	5	1	6	0	0-0	0	0	0
Kevin Walter	3	3	6	0	0-0	0	0	0
Dwayne Levels	5	0	5	0	0-0	0	0	0
Marquand Manuel	3	2	5	0	0-0	0	0	0
Tory James	4	0	4	0	0-0	0	0	0
Terrell Roberts	4	0	4	0	0-0	0	0	0
Kenny Watson	4	0	4	0	0-0	0	0	0
Jeff Burris	3	1	4	0	0-0	0	0	0
Chris Edmonds	2	2	4	0	0-0	0	0	0
Adrian Ross	3	0	3	0	0-0	0	0	0
Tony Stewart	3	0	3	0	0-0	0	0	0
Artrell Hawkins	1	2	3	0	0-0	0	0	0
Frank Chamberlin	1	0	1	0	0-0	0	0	0
John Thornton	0	0	0	0	0-0	0	1	0

MISCELLANEOUS DEFENSE*	ST	AT	TT	FF	FR-YDS
Peter Warrick	4	0	4	0	0-0
Brandon Bennett	2	0	2	0	0-0
Levi Jones	2	0	2	0	0-0
Matt Schobel	2	0	2	0	0-0
Mike Goff	1	0	1	0	0-0
Chad Johnson	1	0	1	0	0-0
Rudi Johnson	1	0	1	0	0-0
Jon Kitna	1	0	1	0	0-0
Scott Rehberg	1	0	1	0	0-0
Eric Steinbach	1	0	1	0	0-0

* NOTE: All defensive statistics above are press box statistics produced at the games.

2004 STATISTICS

RECORD: 8-8-0

HEAD COACH: MARVIN LEWIS

DATE	W-L	SCORE	OPPONENT	ATTENDANCE
9-12-04	L	24-31	at N.Y. Jets	77,230
9-19-04	W	16-13	MIAMI	65,705
9-26-04	L	9-23	BALTIMORE	65,575
10-3-04	L	17-28	at Pittsburgh	62,402
10-10-04			— BYE —	
10-17-04	L	17-34	at Cleveland	73,263
10-25-04	W	23-10	DENVER	65,806
10-31-04	L	20-27	at Tennessee	68,932
11-7-04	W	26-3	DALLAS	65,721
11-14-04	W	17-10	at Washington	87,786
11-21-04	L	14-19	PITTSBURGH	65,780
11-28-04	W	58-48	CLEVELAND	65,677
12-5-04	W	27-26	at Baltimore	69,695
12-12-04	L	28-35	at New England	68,756
12-19-04	L	17-33	BUFFALO	65,378
12-26-04	W	23-22	N.Y. GIANTS	64,606
1-2-05	W	38-10	at Philadelphia	67,074

TEAM STATISTICS	BENGALS	OPPONENTS
TOTAL FIRST DOWNS	286	303
Rushing	93	123
Passing	172	158
Penalty	21	22
3rd Down: Made-Att	88-219	80-218
3rd Down Pct.	40.2	36.7
4th Down: Made-Att	6-12	5-15
4th Down Pct.	50.0	33.3
POSSESSION AVG.	29:20	30:40
TOTAL NET YARDS	5140	5365
Avg. Per Game	321.3	335.3
Total Plays	1004	1031
Avg. Per Play	5.1	5.2
NET YARDS RUSHING	1839	2062
Avg. Per Game	114.9	128.9
Total Rushes	437	474
NET YARDS PASSING	3301	3303
Avg. Per Game	206.3	206.4
Sacked-Yards Lost	31-219	37-257
Gross Yards	3520	3560
Att.-Completions	536-324	520-313
Completion Pct.	60.4	60.2
Had Intercepted	22	20
PUNTS-AVG.	84-41.7	79-41.9
Net Punting Yards	35.5	35.7
PENALTIES-YARDS	103-810	106-887
FUMBLES-BALLS LOST	17-10	40-16
TOUCHDOWNS	42	41
Rushing	14	11
Passing	23	23
Returns	5	7

SCORE BY PERIODS	1	2	3	4	OT	PTS
BENGALS	69	108	96	101	0	374
OPPONENTS	75	117	82	98	0	372

SCORING	TD	TD-R	TD-P	TD-R	K-PAT	FG	S	PTS
Shayne Graham	0	0	0	0	41-41	27-31	0	122
Rudi Johnson	12	12	0	0	—	—	0	72
Chad Johnson	9	0	9	0	—	—	0	54
T.J. Houshmandzadeh	4	0	4	0	—	—	0	24
Matt Schobel	4	0	4	0	—	—	0	24
Kelley Washington	3	0	3	0	—	—	0	18
Robert Geathers	1	0	0	1	—	—	0	6
Jeremi Johnson	1	0	1	0	—	—	0	6
Kevin Kaesviharn	1	0	0	1	—	—	0	6
Kyle Larson	1	1	0	0	—	—	0	6
Deltha O'Neal	1	0	0	1	—	—	0	6
Carson Palmer	1	1	0	0	—	—	0	6
Brian Simmons	1	0	0	1	—	—	0	6
Tony Stewart	1	0	1	0	—	—	0	6
Kenny Watson	1	0	1	0	—	—	0	6
Madieu Williams	1	0	0	1	—	—	0	6
BENGALS	42	14	23	5	41-41	27-31	0	374
OPPONENTS	41	11	23	7	40-40	28-31	1	372

Two-point conversions: None. BENGALS 0-1, OPPONENTS 0-1.

PASSING	ATT	CMP	YDS	CMP%	YDS/ATT	TD	TD%	INT	INT%	LG	SKD-YDS	RAT
Carson Palmer	432	263	2897	60.9	6.71	18	4.2	18	4.2	76t	25-178	77.3
Jon Kitna	104	61	623	58.7	5.99	5	4.8	4	3.8	30	6-41	75.9
BENGALS	536	324	3520	60.4	6.57	23	4.3	22	4.1	76t	31-219	77.0
OPPONENTS	520	313	3560	60.2	6.85	23	4.4	20	3.8	99t	37-257	79.5

RUSHING	ATT	YDS	AVG	LG	TD
Rudi Johnson	361	1454	4.0	52	12
Kenny Watson	26	161	6.2	25	0
T.J. Houshmandzadeh	6	51	8.5	16	0
Carson Palmer	18	47	2.6	14	1
Jon Kitna	10	42	4.2	15	0
Chad Johnson	4	39	9.8	18	0
Cliff Russell	3	15	5.0	13	0
Peter Warrick	2	14	7.0	8	0
Kyle Larson	1	11	11.0	11t	1
Jeremi Johnson	3	5	1.7	4	0
Chris Perry	2	1	0.5	1	0
Kelley Washington	1	-1	-1.0	-1	0
BENGALS	437	1839	4.2	52	14
OPPONENTS	474	2062	4.4	75t	11

RECEIVING	REC	YDS	AVG	LG	TD
Chad Johnson	95	1274	13.4	53t	9
T.J. Houshmandzadeh	73	978	13.4	62	4
Kelley Washington	31	378	12.2	28	3
Kenny Watson	25	171	6.8	21	1
Matt Schobel	21	201	9.6	76t	4
Jeremi Johnson	16	53	3.3	9	1
Reggie Kelly	15	85	5.7	14	0
Rudi Johnson	15	84	5.6	30	0
Peter Warrick	11	127	11.5	30	0
Tony Stewart	10	48	4.8	9	1
Kevin Walter	8	67	8.4	18	0
Chris Perry	3	33	11.0	13	0
Cliff Russell	1	21	21.0	21	0
BENGALS	324	3520	10.9	76t	23
OPPONENTS	313	3560	11.4	99t	23

INTERCEPTIONS	NO	YDS	AVG	LG	TD
Tory James	8	66	8.3	23	0
Deltha O'Neal	4	60	15.0	31t	1
Madieu Williams	3	51	17.0	51t	1
Brian Simmons	2	61	30.5	50t	1
Robert Geathers	1	36	36.0	36t	1
Kim Herring	1	0	0.0	0	0
Carl Powell	1	-2	-2.0	-2	0
BENGALS	20	272	13.6	51t	4
OPPONENTS	22	446	20.3	62t	4

PUNTING	NO	YDS	AVG	NET	TB	IN-20	LG	BLK.
Kyle Larson	83	3499	42.2	35.5	7	21	66	1
BENGALS	84	3499	41.7	35.5	7	21	66	1
OPPONENTS	79	3309	41.9	35.7	8	23	69	0

PUNT RETURNS	NO	FC	YDS	AVG	LG	TD
Keiwan Ratliff	17	5	207	12.2	49	0
T.J. Houshmandzadeh	11	7	88	8.0	28	0
Deltha O'Neal	7	6	33	4.7	17	0
BENGALS	35	18	328	9.4	49	0
OPPONENTS	51	10	378	7.4	63	0

KICKOFF RETURNS	NO	YDS	AVG	LG	TD
Cliff Russell	39	872	22.4	40	0
Kenny Watson	13	240	18.5	32	0
T.J. Houshmandzadeh	10	227	22.7	32	0
Tony Stewart	3	20	6.7	10	0
Reggie Kelly	1	14	14.0	14	0
Langston Moore	1	15	15.0	15	0
Deltha O'Neal	1	15	15.0	15	0
BENGALS	68	1403	20.6	40	0
OPPONENTS	80	1573	19.7	41	0

FIELD GOALS	1-19	20-29	30-39	40-49	50+
Shayne Graham	0-0	7-7	10-12	7-8	3-4
BENGALS	0-0	7-7	10-12	7-8	3-4
OPPONENTS	0-0	13-13	8-8	7-10	0-0
Shayne Graham: (22G), (38N, 48G, 36G, 39G), (29G, 47G, 26G), (34G), (32G, 44N), (53G, 34G, 35G), (28G, 50G), (35G, 47G, 45G, 30G)(41G), (—), (21G, 32G, 36G), (53N, 41G, 24G), (—), (24G), (42G), (37N, 50G).					
Opponents: (21G), (43G, 47G), (21G), (—), (23G, 33G), (49N, 29G), (23G, 45G), (24G), (47N, 33G), (32G), (23G, 29G), (20G, 22G, 38G, 45G), (—), (23G, 39G, 21G, 33G), (31G, 36G, 44G, 41G, 28G), (45N, 46G).					

USUAL STARTERS

OFFENSE		DEFENSE	
WR	Chad Johnson	LDE	Duane Clemons
LOT	Levi Jones	LDT	John Thornton
LG	Eric Steinbach	RDT	Tony Williams, Langston Moore
C	Rich Braham	RDE	Justin Smith
RG	Jerry Fontenot	SLB	Kevin Hardy
ROT	Bobbie Williams	MLB	Landon Johnson
TE	Willie Anderson	WLB	Brian Simmons
WR	Reggie Kelly	LCB	Deltha O'Neal
QB	T.J. Houshmandzadeh	RCB	Tory James
QB	Carson Palmer	SS	Kim Herring,
HB	Rudi Johnson		Kevin Kaesviharn,
FB	Jeremi Johnson,		Rogers Beckett
	Tony Stewart (TE)	FS	Madieu Williams

DEFENSE*	ST	AT	TT	SKS-YDS	INT-YDS	PD	FF	FR-YDS
Brian Simmons	76	31	107	1-9	2-61	4	3	1-18
Madieu Williams	76	15	91	2-19	3-51	11	0	2-(-3)
Landon Johnson	57	27	84	2-14	0-0	2	2	1-0
Justin Smith	42	29	71	8-70.5	0-0	2	2	2-0
Kevin Hardy	42	27	69	4-18	0-0	4	0	0-0
Tory James	58	5	63	0-0	8-66	13	2	1-0
Kim Herring	49	13	62	0-0	1-0	6	1	0-0
Kevin Kaesviharn	44	14	58	0-0	0-0	8	0	1-3
John Thornton	37	20	57	3-16	0-0	4	0	0-0
Duane Clemons	32	18	50	6.5-41.5	0-0	1	2	0-0
Deltha O'Neal	35	5	40	1-8	4-60	15	1	0-0
Keiwan Ratliff	27	8	35	0-0	0-0	5	0	1-0
Langston Moore	22	9	31	1-7	0-0	0	1	0-0
Caleb Miller	17	11	28	0-0	0-0	0	0	1-0
Carl Powell	16	6	22	2-14	1-(-2)	1	1	0-0
Nate Webster	16	5	21	1-8	0-0	2	1	1-0
Rogers Beckett	14	5	19	0-0	0-0	1	0	0-0
Tony Williams	10	6	16	0-0	0-0	0	0	0-0
Robert Geathers	7	6	13	3.5-27	1-36	6	1	0-0
Terrell Roberts	8	1	9	0-0	0-0	2	0	0-0
Anthony Mitchell	4	1	5	0-0	0-0	0	0	1-0
Larry Stevens	2	3	5	0-0	0-0	0	0	0-0
Rashad Bauman	2	1	3	0-0	0-0	0	0	0-0
Marcus Wilkins	0	3	3	0-0	0-0	0	0	0-0
Shaun Smith	2	0	2	0-0	0-0	0	0	0-0
Matthias Askew	0	2	2	0-0	0-0	0	0	0-0
Terrance Martin	1	0	1	0-0	0-0	0	0	0-0
(team)	—	—	—	2-5	—	—	—	—

SPECIAL TEAMS*	ST	AT	TT	FF	FR-YDS	BP	BFG	BXP
Reggie Myles	20	3	23	2	1-0	0	0	0
Marcus Wilkins	13	6	19	2	2-0	0	0	0
Anthony Mitchell	9	5	14	0	0-0	0	0	0
Kenny Watson	8	5	13	1	0-0	0	0	0
Madieu Williams	10	2	12	0	0-0	0	0	0
Kevin Walter	11	0	11	0	0-0	0	0	0
Kevin Kaesviharn	6	2	8	0	0-0	0	0	0
Larry Stevens	4	4	8	0	0-0	0	0	0
Tony Stewart	4	4	8	0	0-0	0	0	0
Caleb Miller	5	2	7	0	0-0	0	0	0
Landon Johnson	5	0	5	0	0-0	0	0	0
Shayne Graham	3	1	4	0	0-0	0	0	0
Matt Schobel	3	1	4	0	1-0	0	0	0
Keiwan Ratliff	2	2	4	1	0-0	0	0	0
Robert Geathers	2	1	3	0	0-0	0	0	0
Brad St. Louis	2	1	3	0	0-0	0	0	0
Kyle Larson	1	2	3	0	0-0	0	0	0
Rashad Bauman	2	0	2	0	0-0	0	0	0
Kim Herring								

2005 STATISTICS

RECORD: 11-5-0

HEAD COACH: MARVIN LEWIS
(BENGALS WON AFC NORTH DIVISION; SEE POSTSEASON
PORTION OF TEAM HISTORY SECTION FOR POSTSEASON STATS)

DATE	W-L	SCORE	OPPONENT	ATTENDANCE
9-11-05	W	27-13	at Cleveland	73,013
9-18-05	W	37-8	MINNESOTA	65,763
9-25-05	W	24-7	at Chicago	62,045
10-2-05	W	16-10	HOUSTON	65,714
10-9-05	L	20-23	at Jacksonville	66,137
10-16-05	W	31-23	at Tennessee	69,149
10-23-05	L	13-27	PITTSBURGH	66,104
10-30-05	W	21-14	GREEN BAY	65,940
11-6-05	W	21-9	at Baltimore	70,540
11-13-05			— BYE —	
11-20-05	L	37-45	INDIANAPOLIS	65,995
11-27-05	W	42-29	BALTIMORE	65,680
12-4-05	W	38-31	at Pittsburgh	63,044
12-11-05	W	23-20	CLEVELAND	65,788
12-18-05	W	41-17	at Detroit	61,749
12-24-05	L	27-37	BUFFALO	65,485
1-1-06	L	3-37	at Kansas City	77,211

TEAM STATISTICS		BENGALS	OPPONENTS
TOTAL FIRST DOWNS		342	321
Rushing		109	109
Passing		203	185
Penalty		30	27
3rd Down: Made-Att		84-196	81-190
3rd Down Pct.		42.9	42.6
4th Down: Made-Att		3-10	6-14
4th Down Pct.		30.0	42.9
POSSESSION AVG.		30:52	29:09
TOTAL NET YARDS		5730	5419
Avg. Per Game		358.1	338.7
Total Plays		1018	976
Avg. Per Play		5.6	5.6
NET YARDS RUSHING		1910	1850
Avg. Per Game		119.4	115.6
Total Rushes		459	429
NET YARDS PASSING		3820	3569
Avg. Per Game		238.8	223.1
Sacked-Yards Lost		21-115	28-180
Gross Yards		3935	3749
Att.-Completions		538-362	519-324
Completion Pct.		67.3	62.4
Had Intercepted		14	31
PUNTS-AVG.		61-42.5	50-42.1
Net Punting Avg.		35.6	37.4
PENALTIES-YARDS		110-920	110-985
FUMBLES-BALLS LOST		18-6	31-13
TOUCHDOWNS		48	39
Rushing		15	16
Passing		32	21
Returns		1	2

SCORE BY PERIODS	1	2	3	4	OT	PTS
BENGALS	84	147	98	92	0	421
OPPONENTS	60	102	89	99	0	350

SCORING	TD	TD-R	TD-P	TD-R	K-PAT	FG	S	PTS
Shayne Graham	0	0	0	0	47-47	28-32	0	131
Rudi Johnson	12	12	0	0	—	—	0	72
Chad Johnson	9	0	9	0	—	—	0	54
T.J. Houshmandzadeh	8	1	7	0	—	—	0	48
Chris Henry	6	0	6	0	—	—	0	36
Jeremi Johnson	3	0	3	0	—	—	0	18
Chris Perry	2	0	2	0	—	—	0	12
Tab Perry	2	1	1	0	—	—	0	12
Matt Schobel	1	0	1	0	—	—	0	8
Reggie Kelly	1	0	1	0	—	—	0	6
Carson Palmer	1	1	0	0	—	—	0	6
Odell Thurman	1	0	0	1	—	—	0	6
Kevin Walter	1	0	1	0	—	—	0	6
Kelley Washington	1	0	1	0	—	—	0	6
BENGALS	48	15	32	1	47-47	28-32	0	421
OPPONENTS	39	16	21	2	37-37	25-28	0	350

Two-point conversions: Matt Schobel. BENGALS 1-1, OPPONENTS 2-2.

PASSING	ATT	CMP	YDS	CMP%	YDS/ATT	TD	TD%	INT	INT%	LG	SKD-YDS	RAT
Carson Palmer	509	345	3836	67.8	7.54	32	6.3	12	2.4	70t	19-105	101.1
Jon Kitna	29	17	99	58.6	3.41	0	0.0	2	6.9	16	2-10	36.4
BENGALS	538	362	3935	67.3	7.31	32	5.9	14	2.6	70t	21-115	97.6
OPPONENTS	519	324	3749	62.4	7.22	21	4.0	31	6.0	68t	28-180	72.8

RUSHING	ATT	YDS	AVG	LG	TD
Rudi Johnson	337	1458	4.3	33	12
Chris Perry	61	279	4.6	30	0
T.J. Houshmandzadeh	8	62	7.8	17	1
Carson Palmer	34	41	1.2	14	1
Chad Johnson	5	33	6.6	11	0
Jeremi Johnson	8	14	1.8	5	0
Jon Kitna	2	14	7.0	11	0
Tab Perry	3	9	3.0	7	1
Nick Luchey	1	0	0.0	0	0
BENGALS	459	1910	4.2	33	15
OPPONENTS	429	1850	4.3	49t	16

RECEIVING	REC	YDS	AVG	LG	TD
Chad Johnson	97	1432	14.8	70t	9
T.J. Houshmandzadeh	78	956	12.3	43t	7
Chris Perry	51	328	6.4	28	2
Chris Henry	31	422	13.6	47	6
Rudi Johnson	23	90	3.9	15	0
Kevin Walter	19	211	11.1	33	1
Matt Schobel	18	193	10.7	28	1
Reggie Kelly	15	90	6.0	16	1
Jeremi Johnson	12	65	5.4	27t	3
Kelley Washington	10	101	10.1	18t	1
Tony Stewart	4	26	6.5	10	0
Tab Perry	4	21	5.3	13	1
BENGALS	362	3935	10.9	70t	32
OPPONENTS	324	3749	11.6	68t	21

INTERCEPTIONS	NO	YDS	AVG	LG	TD
Deltha O'Neal	10	103	10.3	37	0
Odell Thurman	5	59	11.8	30t	1
Tory James	5	5	1.0	5	0
Keiwan Ratliff	3	52	17.3	35	0
Kevin Kaesviharn	3	9	3.0	6	0
Brian Simmons	2	15	7.5	16	0
Ifeanyi Ohalet	1	15	15.0	15	0
Madieu Williams	1	2	2.0	2	0
John Thornton	1	0	0.0	0	0
BENGALS	31	260	8.4	37	1
OPPONENTS	14	247	17.6	55	1

PUNTING	NO	YDS	AVG	NET	TB	IN-20	LG	BLK.
Kyle Larson	60	2591	43.2	35.6	8	13	75	1
BENGALS	61	2591	42.5	35.6	8	13	75	1
OPPONENTS	50	2106	42.1	37.4	4	18	56	0

PUNT RETURNS	NO	FC	YDS	AVG	LG	TD
Keiwan Ratliff	28	14	157	5.6	13	0
BENGALS	28	14	157	5.6	13	0
OPPONENTS	32	7	260	8.1	27	0

KICKOFF RETURNS	NO	YDS	AVG	LG	TD
Tab Perry	64	1562	24.4	94	0
Matt Schobel	2	4	2.0	4	0
Deltha O'Neal	1	14	14.0	14	0
BENGALS	67	1580	23.6	94	0
OPPONENTS	85	1787	21.0	99t	1

FIELD GOALS	1-19	20-29	30-39	40-49	50+
Shayne Graham	0-0	11-11	10-11	7-9	0-1
BENGALS	0-0	11-11	10-11	7-9	0-1
OPPONENTS	1-1	12-12	7-8	3-4	2-3
Shayne Graham: (32G, 23G), (40G, 29G, 30G), (33G), (24G, 42N, 27G, 46G), (31G, 48G), (52N, 21G), (30N, 26G, 39G), (—), (48N), (43G, 41G, 44G), (26G, 31G), (30G), (21G, 27G, 37G), (28G, 33G), (31G, 27G), (49G).					
Opponents: (29G, 34G), (—), (39N), (28G), (32G, 51G, 53G), (24G, 29G, 47G), (27G, 39G), (—), (34G, 32G, 31G), (19G), (54N), (23G), (41G, 29G), (45G), (21G, 24G, 48N, 22G), (39G, 24G, 23G).					

USUAL STARTERS			
OFFENSE		DEFENSE	
WR	Chad Johnson	LDE	Justin Smith
LOT	Levi Jones	RDT	Bryan Robinson, Shaun Smith
LG	Eric Steinbach	RDE	John Thornton
C	Rich Braham	RDE	Robert Geathers
RG	Bobbie Williams	SLB	Landon Johnson, David Pollack
ROT	Willie Anderson	MLB	Odell Thurman
TE	Reggie Kelly	WLB	Brian Simmons
WR	T.J. Houshmandzadeh	LCB	Deltha O'Neal
QB	Carson Palmer	RCB	Tory James
HB	Rudi Johnson	SS	Ifeanyi Ohalet
FB	Jeremi Johnson	FS	Kevin Kaesviharn

DEFENSE*	ST	AT	TT	SKS-YDS	INT-YDS	PD	FF	FR-YDS
Odell Thurman	68	37	105	1.5-13	5-59	9	4	0-0
Kevin Kaesviharn	63	24	87	1-6	3-9	8	0	3-0
Brian Simmons	52	32	84	4-29	2-15	7	3	0-0
Landon Johnson	58	24	82	0-0	0-0	2	1	0-0
Justin Smith	45	21	66	6-24	0-0	2	1	1-0
Deltha O'Neal	56	9	65	0-0	10-103	20	0	1-26
Tory James	49	8	57	0-0	5-5	14	1	1-26
Ifeanyi Ohalet	36	15	51	0-0	1-15	2	0	0-0
Keiwan Ratliff	37	6	43	0-0	3-52	3	1	1-0
John Thornton	24	18	42	2-14	1-0	1	2	1-0
Robert Geathers	25	9	34	3-20	0-0	1	1	0-0
David Pollack	22	6	28	4.5-34	0-0	1	0	1-6
Shaun Smith	18	8	26	0-0	0-0	0	0	0-0
Madieu Williams	16	5	21	0-0	1-2	3	0	0-0
Anthony Mitchell	17	2	19	1-4	0-0	0	0	0-0
Bryan Robinson	9	9	18	0-0	0-0	0	0	0-0
Carl Powell	9	4	13	1-4	0-0	1	0	0-0
Duane Clemons	10	2	12	2-12	0-0	1	0	1-0
Rashad Bauman	8	0	8	0-0	0-0	1	0	0-0
Caleb Miller	6	1	7	0-0	0-0	0	0	1-0
Matthias Askew	2	2	4	0-0	0-0	0	1	0-0
Jonathan Fanene	2	1	3	0-0	0-0	0	0	0-0
Patrick Body	1	0	1	0-0	0-0	0	0	0-0
Hannibal Navies	1	0	1	0-0	0-0	0	0	0-0
(team)	—	—	—	2-20	—	—	—	—

SPECIAL TEAMS*	ST	AT	TT	FF	FR-YDS	BP	BFG	BXP
Marcus Wilkins	11	5	16	1	0-0	0	0	0
Kevin Walter	10	6	16	0	0-0	0	0	0
Tab Perry	10	2	12	1	1-0	0	0	0
Shayne Graham	7	4	11	0	0-0	0	0	0
Anthony Mitchell	5	6	11	0	0-0	0	0	0
Hannibal Navies	9	1	10	1	1-0	0	0	0
Caleb Miller	6	3	9	0	0-0	0	0	0
Greg Brooks	7	1	8	0	0-0	0	0	0
Tony Stewart	4	4	8	0	0-0	0	0	0
Reggie Myles	5	0	5	0	0-0	0	0	0
Landon Johnson	3	2	5	0	0-0	0	0	0
Ifeanyi Ohalet	4	0	4	0	0-0	0	0	0
Rashad Bauman	3	1	4	0	0-0	0	0	0
Patrick Body	3	0	3	0	0-0	0	0	0
Keiwan Ratliff	3	0	3	0	0-0	0	0	0
Larry Stevens	2	1	3	0	0-0	0	0	0
Kyle Larson	2	0	2	0	0-0	0	0	0
Brad St. Louis	2	0	2	0	0-0	0	0	0
Madieu Williams	1	1	2	0	0-0	0	0	0
Reggie Kelly	1	0	1	0	0-0	0	0	0
Matt Schobel	1	0	1	0	0-0	0	0	0
Kenny Watson	1	0	1	0	0-0	0	0	0
Tory James	0	1	1	0	0-0	0	0	0

MISCELLANEOUS DEFENSE*	ST	AT	TT	FF	FR-YDS
T.J. Houshmandzadeh	4	0	4	0	0-0
Bobbie Williams	4	0	4	0	0-0
Willie Anderson	2	0	2	0	0-0
Matt Schobel	2	0	2	0	0-0
Levi Jones	1	0	1	1	0-0
Reggie Kelly	1	0			

2006 STATISTICS

RECORD: 8-8-0

HEAD COACH: MARVIN LEWIS

DATE	W-L	SCORE	OPPONENT	ATTENDANCE
9-10-06	W	23-10	at Kansas City	77,956
9-17-06	W	34-17	CLEVELAND	66,072
9-24-06	W	28-20	at Pittsburgh	64,922
10-1-06	L	13-38	NEW ENGLAND	66,035
10-8-06			— BYE —	
10-15-06	L	13-14	at Tampa Bay	65,732
10-22-06	W	17-14	CAROLINA	65,964
10-29-06	L	27-29	ATLANTA	65,978
11-5-06	L	20-26	at Baltimore	70,792
11-12-06	L	41-49	SAN DIEGO	65,917
11-19-06	W	31-16	at New Orleans	68,001
11-26-06	W	30-0	at Cleveland	72,926
11-30-06	W	13-7	BALTIMORE	65,973
12-10-06	W	27-10	OAKLAND	65,882
12-18-06	L	16-34	at Indianapolis	57,292
12-24-06	L	23-24	at Denver	75,759
12-31-06	L	17-23 (OT)	PITTSBURGH	66,049

TEAM STATISTICS	BENGALS	OPPONENTS
TOTAL FIRST DOWNS	313	337
Rushing	88	109
Passing	200	206
Penalty	25	22
3rd Down: Made-Att	72-201	88-211
3rd Down Pct.	35.8	41.7
4th Down: Made-Att	6-9	11-21
4th Down Pct.	66.7	52.4
POSSESSION AVG.	28:34	31:26
TOTAL NET YARDS	5462	5681
Avg. Per Game	341.4	355.1
Total Plays	994	1038
Avg. Per Play	5.5	5.5
NET YARDS RUSHING	1629	1863
Avg. Per Game	101.8	116.4
Total Rushes	435	448
NET YARDS PASSING	3833	3818
Avg. Per Game	239.6	238.6
Sacked-Yards Lost	36-233	35-211
Gross Yards	4066	4029
Att.-Completions	523-327	555-349
Completion Pct.	62.5	62.9
Had Intercepted	13	19
PUNTS-AVG.	77-44.5	72-43.5
Net Punting Avg.	38.6	37.4
PENALTIES-YARDS	92-717	97-836
FUMBLES-BALLS LOST	25-11	24-12
TOUCHDOWNS	43	40
Rushing	14	15
Passing	28	24
Returns	1	1

SCORE BY PERIODS	1	2	3	4	OT	PTS
BENGALS	86	111	58	118	0	373
OPPONENTS	50	76	85	114	6	331

SCORING	TD	TD-R	TD-P	TD-R	K-PAT	FG	S	PTS
Shayne Graham	0	0	0	0	40-42	25-30	0	115
Rudi Johnson	12	12	0	0	—	—	0	72
Chris Henry	9	0	9	0	—	—	0	54
T.J. Houshmandzadeh	9	0	9	0	—	—	0	54
Chad Johnson	7	0	7	0	—	—	0	42
Jeremi Johnson	1	1	0	0	—	—	0	6
Reggie Kelly	1	0	1	0	—	—	0	6
Ethan Kilmer	1	0	0	1	—	—	0	6
Tony Stewart	1	0	1	0	—	—	0	6
Kelley Washington	1	0	1	0	—	—	0	6
Kenny Watson	1	1	0	0	—	—	0	6
BENGALS	43	14	28	1	40-42	25-30	0	373
OPPONENTS	40	15	24	1	37-38	18-25	0	331

Two-point conversions: None. BENGALS 0-1, OPPONENTS 0-1.

RUSHING	ATT	YDS	AVG	LG	TD
Rudi Johnson	341	1309	3.8	22t	12
Kenny Watson	25	138	5.5	18	1
Chris Perry	10	57	5.7	18	0
Jeremi Johnson	15	56	3.7	15	1
Carson Palmer	26	37	1.4	11	0
Chad Johnson	6	24	4.0	8	0
Reggie McNeal	1	8	8.0	8	0
T.J. Houshmandzadeh	3	6	2.0	13	0
Tab Perry	2	4	2.0	2	0
Quincy Wilson	2	2	1.0	5	0
Anthony Wright	4	-12	-3.0	-1	0
BENGALS	435	1629	3.7	22t	14
OPPONENTS	448	1863	4.2	41	15

RECEIVING	REC	YDS	AVG	LG	TD
T.J. Houshmandzadeh	90	1081	12.0	40t	9
Chad Johnson	87	1369	15.7	74t	7
Chris Henry	36	605	16.8	71	9
Kenny Watson	23	213	9.3	46	0
Rudi Johnson	23	124	5.4	18	0
Reggie Kelly	21	254	12.1	32	1
Tony Stewart	14	120	8.6	26	1
Kelley Washington	9	115	12.8	22t	1
Chris Perry	9	42	4.7	12	0
Jeremi Johnson	6	37	6.2	17	0
Tab Perry	5	81	16.2	30	0
Antonio Chatman	3	22	7.3	10	0
Glenn Holt	1	3	3.0	3	0
BENGALS	327	4066	12.4	74t	28
OPPONENTS	349	4029	11.5	75	24

INTERCEPTIONS	NO	YDS	AVG	LG	TD
Kevin Kaesviharn	6	24	4.0	22	0
Tory James	4	44	11.0	28	0
Madieu Williams	3	33	11.0	25	0
Brian Simmons	2	5	2.5	5	0
Ethan Kilmer	1	52	52.0	52t	1
Dexter Jackson	1	46	46.0	46	0
Deltha O'Neal	1	42	42.0	42	0
Landon Johnson	1	2	2.0	2	0
BENGALS	19	248	13.1	52t	1
OPPONENTS	13	180	13.8	49t	1

PUNTING	NO	YDS	AVG	NET	TB	IN-20	LG	BLK.
Kyle Larson	77	3428	44.5	38.6	11	26	67	0
BENGALS	77	3428	44.5	38.6	11	26	67	0
OPPONENTS	72	3131	43.5	37.4	10	22	65	0

PUNT RETURNS	NO	FC	YDS	AVG	LG	TD
Keiwan Ratliff	27	9	176	6.5	38	0
Antonio Chatman	8	3	53	6.6	19	0
Deltha O'Neal	1	2	10	10.0	10	0
BENGALS	36	14	239	6.6	38	0
OPPONENTS	42	9	236	5.6	43	0

KICKOFF RETURNS	NO	YDS	AVG	LG	TD
Chris Perry	21	412	19.6	36	0
Glenn Holt	17	419	24.6	38	0
Kenny Watson	10	198	19.8	34	0
Antonio Chatman	4	93	23.3	31	0
Tab Perry	4	69	17.3	34	0
Reggie Kelly	2	8	4.0	8	0
Tony Stewart	1	10	10.0	10	0
Keiwan Ratliff	0	0	—	—	0
BENGALS	59	1209	20.5	38	0
OPPONENTS	70	1472	21.0	49	0

FIELD GOALS	1-19	20-29	30-39	40-49	50+
Shayne Graham	0-0	9-9	8-9	6-8	2-4
BENGALS	0-0	9-9	8-9	6-8	2-4
OPPONENTS	0-0	5-6	9-9	4-8	0-2

Shayne Graham: (37G, 42G, 36G), (44N, 37G, 37G), (—), (40G, 45G), (37G, 47G, 62N), (23G), (51G, 26G), (51G, 31G), (51N, 21G, 44G), (21G), (24G), (23G, 27G, 46N), (—), (27G, 30G, 28G), (46G), (34G, 39N).

Opponents: (29G, 51N), (30G), (48B, 37G, 36G), (48N, 24G), (43N), (—), (42G, 40G, 39G), (43G, 25G, 36G, 35G), (—), (24G), (48N), (29N), (51N, 33G), (30G, 44G), (24G), (35G).

PASSING	ATT	CMP	YDS	CMP%	YDS/ATT	TD	TD%	INT	INT%	LG	SKD-YDS	RAT
Carson Palmer	520	324	4035	62.3	7.76	28	5.4	13	2.5	74t	36-233	93.9
Anthony Wright	3	3	31	100.0	10.33	0	0.0	0	0.0	22	0-0	109.7
BENGALS	523	327	4066	62.5	7.77	28	5.4	13	2.5	74t	36-233	94.1
OPPONENTS	555	349	4029	62.9	7.26	24	4.3	19	3.4	75	35-211	84.9

USUAL STARTERS

OFFENSE		DEFENSE	
WR	Chad Johnson	LDE	Bryan Robinson
LOT	Andrew Whitworth,	LDT	Sam Adams
	Levi Jones	RDT	John Thornton
LG	Eric Steinbach	RDE	Justin Smith
C	Eric Ghiaciuc	SLB	Rashad Jeanty
RG	Bobbie Williams	MLB	Brian Simmons,
ROT	Willie Anderson		Ahmad Brooks,
TE	Reggie Kelly		Caleb Miller
WR	T.J. Houshmandzadeh	WLB	Landon Johnson
QB	Carson Palmer	LCB	Johnathan Joseph,
HB	Rudi Johnson		Deltha O'Neal
FB	Jeremi Johnson	RCB	Tory James
		SS	Dexter Jackson,
		FS	Kevin Kaesviharn
			Madieu Williams

DEFENSE*	ST	AT	TT	SKS-YDS	INT-YDS	PD	FF	FR-YDS
Landon Johnson	73	34	107	0.5-4	1-2	5	3	0-0
Caleb Miller	61	30	91	1-7	0-0	3	1	1-0
Madieu Williams	63	19	82	0-0	3-33	13	1	0-0
Justin Smith	49	31	80	7.5-50.5	0-0	3	1	2-0
Brian Simmons	34	27	61	0-0	2.5	5	1	1-0
Kevin Kaesviharn	46	14	60	4-23	6-24	9	1	0-0
Johnathan Joseph	45	12	57	0-0	0-0	20	0	1-0
Dexter Jackson	39	16	55	1-4	1-46	4	0	1-0
Rashad Jeanty	35	20	55	0-0	0-0	2	1	0-0
Tory James	34	9	43	0-0	4-44	14	0	0-0
John Thornton	28	15	43	2-13	0-0	3	1	1-0
Domata Peko	21	22	43	2.5-19	0-0	0	1	0-0
Bryan Robinson	29	13	42	3-14	0-0	2	1	0-0
Robert Geathers	28	14	42	10.5-62.5	0-0	0	0	0-0
Deltha O'Neal	30	7	37	0-0	1-42	10	0	1-0
Ahmad Brooks	20	9	29	1-6	0-0	2	0	0-0
Keiwan Ratliff	13	4	17	0-0	0-0	2	0	0-0
Sam Adams	10	4	14	2-8	0-0	0	0	0-0
Shaun Smith	6	4	10	0-0	0-0	1	0	0-0
Jonathan Fanene	4	0	4	0-0	0-0	0	0	0-0
Herana-Daze Jones	2	2	4	0-0	0-0	0	0	0-0
Andre Frazier	2	1	3	0-0	0-0	1	0	0-0
Ethan Kilmer	2	1	3	0-0	1-52	1	0	0-0
Marcus Wilkins	1	0	1	0-0	0-0	0	0	0-0
David Pollack	0	1	1	0-0	0-0	0	0	0-0

SPECIAL TEAMS*	ST	AT	TT	FF	FR-YDS	BP	BFG	BXP
Herana-Daze Jones	12	6	18	1	0-0	0	0	0
Ethan Kilmer	12	4	16	0	1-0	0	0	0
Tony Stewart	8	6	14	0	2-0	0	0	0
Marcus Wilkins	8	6	14	0	0-0	0	0	0
Kenny Watson	8	2	10	0	0-0	0	0	0
Andre Frazier	6	4	10	0	0-0	0	0	0
Caleb Miller	5	5	10	0	0-0	0	0	0
Madieu Williams	5	3	8	1	0-0	0	0	0
Landon Johnson	5	1	6	0	0-0	0	0	0
Rashad Jeanty	4	1	5	0	1-0	0	0	0
John Busing	3	1	4	0	0-0	0	0	0
Kevin Kaesviharn	3	1	4	0	0-0	0	0	0
Tab Perry	2	0	2	0	0-0	0	0	0
Kelley Washington	2	0	2	0	0-0	0	0	0
Ahmad Brooks	1	1	2	0	0-0	0	0	0
Glenn Holt	1	1	2	0	0-0	0	0	0
Keiwan Ratliff	1	1	2	0	0-0	0	0	0
Shayne Graham	1	0	1	0	0-0	0	0	0
Greg Brooks	0	1	1	0	0-0	0	0	0
Johnathan Joseph	0	0	0	0	0-0	0	0	1
John Thornton	0	0	0	0	0-0	0	1	0

MISCELLANEOUS DEFENSE*	ST	AT	TT	FF	FR-YDS
Carson Palmer	3	0	3	0	0-0
Eric Steinbach	2	1	3	0	0-0
Eric Ghiaciuc	2	0	2	0	0-0
Jeremi Johnson	2	0	2	0	0-0
Reggie Kelly	2				

2007 STATISTICS

RECORD: 7-9-0

HEAD COACH: MARVIN LEWIS

DATE	W-L	SCORE	OPPONENT	ATTENDANCE
9-10-07	W	27-20	BALTIMORE	66,093
9-16-07	L	45-51	at Cleveland	72,801
9-23-07	L	21-24	at Seattle	68,110
10-1-07	L	13-34	NEW ENGLAND	66,113
10-7-07			— BYE —	
10-14-07	L	20-27	at Kansas City	76,846
10-21-07	W	38-31	N.Y. JETS	65,868
10-28-07	L	13-24	PITTSBURGH	66,188
11-4-07	L	21-33	at Buffalo	70,745
11-11-07	W	21-7	at Baltimore	71,130
11-18-07	L	27-35	ARIZONA	65,403
11-25-07	W	35-6	TENNESSEE	65,489
12-2-07	L	10-24	at Pittsburgh	58,842
12-9-07	W	19-10	ST. LOUIS	65,143
12-15-07	L	13-20	at San Francisco	68,053
12-23-07	W	19-14	CLEVELAND	66,023
12-30-07	W	38-25	at Miami	70,461

TEAM STATISTICS	BENGALS	OPPONENTS
TOTAL FIRST DOWNS	320	313
Rushing	81	98
Passing	213	200
Penalty	26	15
3rd Down: Made-Att	96-208	86-201
3rd Down Pct.	46.2	42.8
4th Down: Made-Att	4-12	9-17
4th Down Pct.	33.3	52.9
POSSESSION AVG.	29:26	30:34
TOTAL NET YARDS	5568	5580
Avg. Per Game	348.8	348.8
Total Plays	1008	1011
Avg. Per Play	5.5	5.5
NET YARDS RUSHING	1556	1893
Avg. Per Game	97.3	118.3
Total Rushes	416	449
NET YARDS PASSING	4012	3687
Avg. Per Game	250.8	230.4
Sacked-Yards Lost	17-119	22-128
Gross Yards	4131	3815
Att.-Completions	575-373	540-353
Completion Pct.	64.9	65.4
Had Intercepted	20	19
PUNTS-AVG.	59-41.3	58-39.7
Net Punting Avg.	35.2	36.7
PENALTIES-YARDS	90-670	88-712
FUMBLES-BALLS LOST	20-10	28-16
TOUCHDOWNS	41	44
Rushing	10	11
Passing	26	29
Returns	5	4

SCORE BY PERIODS	1	2	3	4	OT	PTS
BENGALS	78	109	90	103	0	380
OPPONENTS	64	146	68	107	0	385

SCORING	TD	TD-R	TD-P	TD-R	K-PAT	FG	S	PTS
Shayne Graham	0	0	0	0	37-37	31-34	0	130
T.J. Houshmandzadeh	12	0	12	0	—	—	0	72
Chad Johnson	8	0	8	0	—	—	0	48
Kenny Watson	7	7	0	0	—	—	0	42
Rudi Johnson	4	3	1	0	—	—	0	26
Chris Henry	2	0	2	0	—	—	0	12
Glenn Holt	2	0	1	1	—	—	0	12
Antonio Chatman	1	0	1	0	—	—	0	6
DeDe Dorsey	1	0	0	1	—	—	0	6
Jeremi Johnson	1	0	1	0	—	—	0	6
Landon Johnson	1	0	0	1	—	—	0	6
Johnathan Joseph	1	0	0	1	—	—	0	6
Chinedum Ndukwe	1	0	0	1	—	—	0	6
Lemar Marshall	0	0	0	0	—	—	1	2
Kyle Larson	0	0	0	0	0-1	0-0	0	0
BENGALS	41	10	26	5	37-38	31-34	1	380
OPPONENTS	44	11	29	4	42-42	25-27	0	385

Two-point conversions: Rudi Johnson. BENGALS 1-3, OPPONENTS 2-2.

Fumbles-balls lost: Carson Palmer 5-1, Glenn Holt 3-2, Rudi Johnson 3-2, Kenny Watson 3-2, T.J. Houshmandzadeh 2-1, Chad Johnson 2-1, Tab Perry 1-1, Alex Stepanovich 1-0. BENGALS 20-10, OPPONENTS 28-16.

PASSING	ATT	CMP	YDS	CMP%	YDS/ATT	TD	TD%	INT	INT%	LG	SKD-YDS	RAT
Carson Palmer	575	373	4131	64.9	7.18	26	4.5	20	3.5	70t	17-119	86.7
BENGALS	575	373	4131	64.9	7.18	26	4.5	20	3.5	70t	17-119	86.7
OPPONENTS	540	353	3815	65.4	7.06	29	5.4	19	3.5	73	22-128	89.2

RUSHING	ATT	YDS	AVG	LG	TD
Kenny Watson	178	763	4.3	24	7
Rudi Johnson	170	497	2.9	22	3
DeDe Dorsey	21	183	8.7	45	0
Chad Johnson	6	47	7.8	16	0
Jeremi Johnson	7	25	3.6	12	0
T.J. Houshmandzadeh	5	14	2.8	8	0
Carson Palmer	24	10	0.4	10	0
Tab Perry	1	9	9.0	9	0
Antonio Chatman	1	5	5.0	5	0
Glenn Holt	2	2	1.0	1	0
Skyler Green	1	1	1.0	1	0
BENGALS	416	1556	3.7	45	10
OPPONENTS	449	1893	4.2	66t	11

RECEIVING	REC	YDS	AVG	LG	TD
T.J. Houshmandzadeh	112	1143	10.2	42t	12
Chad Johnson	93	1440	15.5	70t	8
Kenny Watson	52	374	7.2	43	0
Chris Henry	21	343	16.3	52t	2
Reggie Kelly	20	211	10.6	26	0
Antonio Chatman	19	149	7.8	15	1
Glenn Holt	16	143	8.9	22	1
Rudi Johnson	13	110	8.5	33	1
Daniel Coats	12	122	10.2	25	0
Jeremi Johnson	6	32	5.3	14	1
DeDe Dorsey	4	19	4.8	17	0
Skyler Green	3	33	11.0	18	0
Tab Perry	1	7	7.0	7	0
Marcus Maxwell	1	5	5.0	5	0
BENGALS	373	4131	11.1	70t	26
OPPONENTS	353	3815	10.8	73	29

INTERCEPTIONS	NO	YDS	AVG	LG	TD
Leon Hall	5	16	3.2	12	0
Johnathan Joseph	4	76	19.0	42t	1
Chinedum Ndukwe	3	44	14.7	44	0
Madieu Williams	2	40	20.0	35	0
Dexter Jackson	2	7	3.5	7	0
Robert Geathers	1	30	30.0	30	0
Deltha O'Neal	1	7	7.0	7	0
Michael Myers	1	0	0.0	0	0
BENGALS	19	220	11.6	44	1
OPPONENTS	20	294	14.7	55t	3

PUNTING	NO	YDS	AVG	NET	TB	IN-20	LG	BLK.
Kyle Larson	59	2437	41.3	35.2	3	21	55	0
BENGALS	59	2437	41.3	35.2	3	21	55	0
OPPONENTS	58	2302	39.7	36.7	2	20	58	1

PUNT RETURNS	NO	FC	YDS	AVG	LG	TD
Antonio Chatman	18	8	93	5.2	19	0
Skyler Green	9	10	38	4.2	9	0
BENGALS	27	18	131	4.9	19	0
OPPONENTS	33	10	299	9.1	63t	1

KICKOFF RETURNS	NO	YDS	AVG	LG	TD
Glenn Holt	59f	1432	24.3	100t	1
Tab Perry	7	145	20.7	26	0
Reggie Kelly	3f	38	12.7	15	0
Antonio Chatman	2	49	24.5	34	0
DeDe Dorsey	2	20	10.0	20	0
BENGALS	73	1684	23.1	100t	1
OPPONENTS	76	1732	22.8	85	0

FIELD GOALS	1-19	20-29	30-39	40-49	50+
Shayne Graham	1-1	11-12	13-13	6-7	0-1
BENGALS	1-1	11-12	13-13	6-7	0-1
OPPONENTS	1-1	11-11	9-9	3-4	1-2

Opponents: (36G, 23G), (39G, 39G, 18G), (23G), (31G, 36G), (32G, 20G), (24G, 35G, 43G), (40G), (23G, 21G, 29G, 38G), (—), (54N), (28G, 23G), (21G), (40N, 50G), (29G, 38G), (—), (49G).

USUAL STARTERS

OFFENSE		DEFENSE	
WR	Chad Johnson	LDE	Robert Geathers
LOT	Levi Jones	LDT	Domata Peko
LG	Andrew Whitworth	RDT	John Thornton
C	Eric Ghiaciuc	RDE	Justin Smith
RG	Bobbie Williams	SLB	Rashad Jeanty
ROT	Stacy Andrews, Willie Anderson	MLB	Landon Johnson, Anthony Schlegel
TE	Reggie Kelly	WLB	Dhani Jones
WR	T.J. Houshmandzadeh		Landon Johnson
QB	Carson Palmer	LCB	Deltha O'Neal, Johnathan Joseph
HB	Rudi Johnson, Kenny Watson	RCB	Leon Hall
FB	Jeremi Johnson		Johnathan Joseph, Dexter Jackson, Madieu Williams

DEFENSE*	ST	AT	TT	SKS-YDS	INT-YDS	PD	FF	FR-YDS
Landon Johnson	66	38	104	1-8	0-0	4	0	2-34
Dhani Jones	56	30	86	1-2	0-0	3	2	0-0
Justin Smith	49	29	78	2-6	0-0	3	0	0-0
Dexter Jackson	43	28	71	0.5-3.5	2-7	3	1	2-19
Madieu Williams	57	13	70	2-4	2-40	7	1	1-2
Leon Hall	48	13	61	0-0	5-16	12	1	0-0
Johnathan Joseph	45	13	58	0-0	4-76	15	0	0-0
Deltha O'Neal	48	4	52	0-0	1-7	9	1	1-0
Domata Peko	36	16	52	1.5-3.5	0-0	1	0	1-0
Robert Geathers	25	22	47	3.5-26	1-30	3	1	1-0
Chinedum Ndukwe	27	8	35	2-15	3-44	6	1	1-54
Michael Myers	20	13	33	1-4	1-0	2	0	0-0
John Thornton	24	8	32	1-6	0-0	1	0	1-0
Rashad Jeanty	21	10	31	0-0	0-0	1	1	2-0
Anthony Schlegel	16	13	29	0-0	0-0	0	0	0-0
Bryan Robinson	13	7	20	1.5-11	0-0	2	1	0-0
Marvin White	10	3	13	0-0	0-0	4	0	0-0
Caleb Miller	7	1	8	0-0	0-0	3	0	0-0
Frostee Rucker	7	1	8	0-0	0-0	0	1	1-0
Lemar Marshall	5	2	7	1-6	0-0	1	1	0-0
Blue Adams	6	0	6	1-7	0-0	0	0	0-0
Ahmad Brooks	5	1	6	1-7	0-0	0	1	0-0
Jonathan Fanene	4	1	5	1-8	0-0	1	0	1-0
John Busing	3	1	4	0-0	0-0	0	0	0-0
Herana-Daze Jones	3	1	4	0-0	0-0	0	0	0-0
Corey Mays	0	3	3	0-0	0-0	1	0	0-0
David Jones	1	0	1	0-0	0-0	0	0	0-0
Keiwan Ratliff	1	0	1	0-0	0-0	0	0	0-0
(team)	—	—	—	1-11	—	—	—	—

SPECIAL TEAMS*	ST	AT	TT	FF	FR-YDS	BP	BFG	BXP
Herana-Daze Jones	13	2	15	0	0-0	0	0	0
Corey Mays	5	6	11	0	0-0	0	0	0
John Busing	7	3	10	0	0-0	0	0	0
Leon Hall	8	1	9	0	0-0	0	0	0
Blue Adams	7	2	9	0	0-0	0	0	0
Chinedum Ndukwe	7	2	9	2	0-0	0	0	0
Rashad Jeanty	5	2	7	1	0-0	0	0	0
Marvin White	5	2	7	0	1-0	0	0	0
Daniel Coats	6	0	6	0	0-0	0	0	0
Roy Manning	4	2	6	0	0-0	0	0	0
Landon Johnson	5	0	5	0	0-0	0	0	0
Johnathan Joseph	4	0	4	0	0-0	0	0	0
Caleb Miller	4	0	4	0	0-0	0	0	0
Madieu Williams	1	3	4	0	0-0	0	0	0
Clifton Dawson	3	0	3	0	0-0	0	0	0
Dhani Jones	2	1	3	0	0-0	0	0	0
Anthony Schlegel	1	2	3	0	0-0	0	0	0
Jim Maxwell	0	3	3	0	0-0	0	0	0
Marcus Maxwell	2	0	2	0	0-0	0	0	0
Glenn Holt	0	2	2	0	0-0	0	0	0
DeDe Dorsey	1	0	1	0	0-0	1	0	0
Dexter Jackson	1	0	1	0	0-0	0	0	0
David Jones	1	0	1	0	0-0	0	0	0
Lemar Marshall	1	0	1	0				

2008 STATISTICS

RECORD: 4-11-1

HEAD COACH: MARVIN LEWIS

DATE	W-L	SCORE	OPPONENT	ATTENDANCE
9-7-08	L	10-17	at Baltimore	70,978
9-14-08	L	7-24	TENNESSEE	64,540
9-21-08	L	23-26 (OT)	at N.Y. Giants	79,276
9-28-08	L	12-20	CLEVELAND	65,541
10-5-08	L	22-31	at Dallas	62,655
10-12-08	L	14-26	at N.Y. Jets	78,161
10-19-08	L	10-38	PITTSBURGH	65,860
10-26-08	L	6-35	at Houston	70,112
11-2-08	W	21-19	JACKSONVILLE	64,238
11-9-08			— BYE —	
11-16-08	T	13-13 (OT)	PHILADELPHIA	64,633
11-20-08	L	10-27	at Pittsburgh	59,854
11-30-08	L	3-34	BALTIMORE	63,871
12-7-08	L	3-35	at Indianapolis	66,402
12-14-08	W	20-13	WASHINGTON	63,996
12-21-08	W	14-0	at Cleveland	72,361
12-28-08	W	16-6	KANSAS CITY	63,984

TEAM STATISTICS	BENGALS	OPPONENTS
TOTAL FIRST DOWNS	245	296
Rushing	80	106
Passing	145	169
Penalty	20	21
3rd Down: Made-Att	82-236	93-218
3rd Down Pct.	34.7	42.7
4th Down: Made-Att	7-14	5-11
4th Down Pct.	50.0	45.5
POSSESSION AVG.	28:40	31:20
TOTAL NET YARDS	3926	5208
Avg. Per Game	245.4	325.5
Total Plays	984	1013
Avg. Per Play	4.0	5.1
NET YARDS RUSHING	1520	1921
Avg. Per Game	95.0	120.1
Total Rushes	420	490
NET YARDS PASSING	2406	3287
Avg. Per Game	150.4	205.4
Sacked-Yards Lost	51-271	17-122
Gross Yards	2677	3409
Att.-Completions	513-303	506-315
Completion Pct.	59.1	62.3
Had Intercepted	15	12
PUNTS-AVG.	101-39.1	79-43.6
Net Punting Avg.	34.1	37.6
PENALTY-YARDS	75-591	102-772
FUMBLES-BALLS LOST	27-11	20-12
TOUCHDOWNS	20	43
Rushing	6	15
Passing	11	23
Returns	3	5

SCORE BY PERIODS	1	2	3	4	OT	PTS
BENGALS	51	92	20	41	0	204
OPPONENTS	54	94	82	131	3	364

SCORING	TD	TD-R	TD-P	TD-R	K-PAT	FG	S	PTS
Shayne Graham	0	0	0	0	15-15	21-24	0	78
T.J. Houshmandzadeh	4	0	4	0	—	—	0	24
Chad Johnson	4	0	4	0	—	—	0	24
Cedric Benson	2	2	0	0	—	—	0	12
Ryan Fitzpatrick	2	2	0	0	—	—	0	12
Chris Henry	2	0	2	0	—	—	0	12
Chris Perry	2	2	0	0	—	—	0	12
Leon Hall	1	0	0	1	—	—	0	6
Glenn Holt	1	0	1	0	—	—	0	6
Johnathan Joseph	1	0	0	1	—	—	0	6
Chinedum Ndukwe	1	0	0	1	—	—	0	6
Dave Rayner	0	0	0	0	3-3	1-1	0	6
BENGALS	20	6	11	3	18-18	22-25	0	204
OPPONENTS	43	15	23	5	40-40	22-23	0	364

Two-point conversions: None. BENGALS 0-2, OPPONENTS 0-3.

Fumbles-lost: Ryan Fitzpatrick 11-5, Chris Perry 5-3, Eric Ghiaciuc 4-0, Cedric Benson 2-1, Carson Palmer 2-0, Antonio Chatman 1-1, Glenn Holt 1-1, Ben Utecht 1-0. BENGALS 27-11, OPPONENTS 20-12.

RUSHING	ATT	YDS	AVG	LG	TD
Cedric Benson	214	747	3.5	46	2
Ryan Fitzpatrick	60	304	5.1	22	2
Chris Perry	104	269	2.6	25	2
Kenny Watson	13	55	4.2	7	0
Andre Caldwell	5	53	10.6	26	0
Carson Palmer	6	38	6.3	15	0
James Johnson	9	29	3.2	12	0
T.J. Houshmandzadeh	1	9	9.0	9	0
DeDe Dorsey	5	8	1.6	7	0
Antonio Chatman	2	4	2.0	2	0
Jordan Palmer	1	4	4.0	4	0
BENGALS	420	1520	3.6	46	6
OPPONENTS	490	1921	3.9	51	15

RECEIVING	REC	YDS	AVG	LG	TD
T.J. Houshmandzadeh	92	904	9.8	46	4
Chad Johnson	53	540	10.2	26	4
Reggie Kelly	31	207	6.7	31	0
Antonio Chatman	21	194	9.2	25	0
Cedric Benson	20	185	9.3	79	0
Chris Perry	20	71	3.6	12	0
Chris Henry	19	220	11.6	22	2
Ben Utecht	16	123	7.7	14	0
Andre Caldwell	11	78	7.1	15	0
James Johnson	6	47	7.8	16	0
Glenn Holt	3	26	8.7	10	1
Kenny Watson	3	4	1.3	3	0
DeDe Dorsey	2	49	24.5	36	0
Daniel Coats	2	19	9.5	11	0
Nate Lawrie	2	11	5.5	7	0
Jerome Simpson	1	2	2.0	2	0
Ryan Fitzpatrick	1	-3	-3.0	-3	0
BENGALS	303	2677	8.8	79	11
OPPONENTS	315	3409	10.8	70	23

INTERCEPTIONS	NO	YDS	AVG	LG	TD
Leon Hall	3	87	29.0	50	1
Brandon Johnson	2	35	17.5	35	0
Keith Rivers	1	39	39.0	39	0
Chris Crocker	1	22	22.0	22	0
Johnathan Joseph	1	22	22.0	22	0
Dhani Jones	1	13	13.0	13	0
Chinedum Ndukwe	1	12	12.0	12	0
Corey Lynch	1	6	6.0	6	0
Marvin White	1	0	0.0	0	0
BENGALS	12	236	19.7	50	1
OPPONENTS	15	279	18.6	85	2

PUNTING	NO	YDS	AVG	NET	TB	IN-20	LG	BLK.
Kyle Larson	100	3945	39.5	34.1	3	28	57	1
BENGALS	101	3945	39.1	34.1	3	28	57	1
OPPONENTS	79	3443	43.6	37.6	11	22	70	0

PUNT RETURNS	NO	FC	YDS	AVG	LG	TD
Antonio Chatman	21	5	158	7.5	34	0
T.J. Houshmandzadeh	8	2	79	9.9	15	0
Leon Hall	3	0	16	5.3	12	0
BENGALS	32	7	253	7.9	34	0
OPPONENTS	48	22	436	9.1	73	1

KICKOFF RETURNS	NO	YDS	AVG	LG	TD
Glenn Holt	46	1110	24.1	60	0
Andre Caldwell	13	338	26.0	43	0
Kenny Watson	4	63	15.8	24	0
Daniel Coats	1	18	18.0	18	0
Leon Hall	1	1	1.0	1	0
James Johnson	1	13	13.0	13	0
Jerome Simpson	1	8	8.0	8	0
Daniel Coats	0	0	0	0	0
BENGALS	67	1551	23.1	60	0
OPPONENTS	47	1059	22.5	87	0

FIELD GOALS	1-19	20-29	30-39	40-49	50+
Shayne Graham	1-1	5-5	6-7	9-11	0-0
Dave Rayner	0-0	1-1	0-0	0-0	0-0
BENGALS	1-1	6-6	6-7	9-11	0-0
OPPONENTS	0-0	12-12	6-6	3-4	1-1

Shayne Graham: (43G), (37N), (22G, 30G, 21G), (42G, 45G), (41G, 31G, 40G), (—), (—), (43G, 32G), (—), (20G, 41G, 47N), (26G), (21G), (19G), (32G, 45G), (48N), (38G, 30G, 43G). Rayner: (—), (—), (—), (—), (—), (26G), (—), (—), (—), (—), (—), (—), (—), (—), (—), (—).

Opponents: (47N, 21G), (34G), (24G, 46G, 26G, 22G), (25G, 29G), (30G), (38G, 43G), (21G), (—), (52G, 26G), (42G, 27G), (37G, 38G), (27G, 21G), (—), (23G, 36G), (—), (—).

PASSING	ATT	CMP	YDS	CMP%	YDS/ATT	TD	TD%	INT	INT%	LG	SKD-YDS	RAT
Ryan Fitzpatrick	372	221	1905	59.4	5.12	8	2.2	9	2.4	79	38-193	70.0
Carson Palmer	129	75	731	58.1	5.67	3	2.3	4	3.1	36	11-67	69.0
Jordan Palmer	12	7	41	58.3	3.42	0	0.0	2	16.7	13	2-11	25.3
BENGALS	513	303	2677	59.1	5.22	11	2.1	15	2.9	79	51-271	68.0
OPPONENTS	506	315	3409	62.3	6.74	23	4.5	12	2.4	70	17-122	87.3

USUAL STARTERS

OFFENSE	DEFENSE
WR Chad Johnson	LDE Robert Geathers
LOT Levi Jones	LDT Domata Peko
Anthony Collins	RDT John Thornton
LG Andrew Whitworth	Pat Sims
Nate Livings	RDE Antwan Odum
C Eric Ghiaciuc	SLB Rashad Jeanty
RG Bobbie Williams	MLB Dhani Jones
ROT Stacy Andrews	WLB Brandon Johnson
TE Reggie Kelly	Keith Rivers
WR T.J. Houshmandzadeh	LCB Johnathan Joseph
QB Ryan Fitzpatrick	David Jones
HB Cedric Benson	RCB Leon Hall
Chris Perry	SS Chinedum Ndukwe
(no player started more than 4 games)	FS Marvin White, Chris Crocker

DEFENSE*	ST	AT	TT	SKS-YDS	INT-YDS	PD	FF	FR-YDS
Dhani Jones	73	41	114	0-0	1-13	8	1	1-0
Rashad Jeanty	54	32	86	0-0	0-0	2	2	0-0
Brandon Johnson	42	35	77	1.5-4.5	2-35	4	0	0-0
Leon Hall	57	14	71	0-0	3-87	24	0	1-0
Marvin White	52	15	67	0-0	1-0	4	0	0-0
Domata Peko	29	38	67	0.5-0.5	0-0	2	0	0-0
Chinedum Ndukwe	42	21	63	3-25	1-12	4	0	1-15
Johnathan Joseph	31	11	42	0-0	1-22	13	1	1-65
David Jones	33	5	38	0-0	0-0	6	0	1-12
Robert Geathers	22	16	38	2.5-19.5	0-0	1	1	1-0
Keith Rivers	24	12	36	0-0	1-39	1	1	0-0
Pat Sims	22	13	35	1-2	0-0	0	0	0-0
Chris Crocker	25	9	34	1.5-10.5	1-22	2	1	0-0
Jonathan Fanene	21	10	31	0-0	0-0	0	0	0-0
John Thornton	24	6	30	3-25	0-0	2	0	0-0
Antwan Odum	19	7	26	3-28	0-0	2	2	0-0
Frostee Rucker	15	8	23	1-7	0-0	1	2	1-6
Dexter Jackson	14	7	21	0-0	0-0	1	0	0-0
Jamar Fletcher	13	2	15	0-0	0-0	3	0	1-0
Kyries Hebert	8	7	15	0-0	0-0	0	0	1-0
Orien Harris	4	10	14	0-0	0-0	0	0	0-0
Darryl Blackstock	7	6	13	0-0	0-0	0	0	0-0
Simeon Castille	5	2	7	0-0	0-0	1	0	0-0
Corey Mays	3	2	5	0-0	0-0	1	1	1-0
Jason Shirley	2	2	4	0-0	0-0	0	0	0-0
Corey Lynch	3	0	3	0-0	1-6	1	0	0-0
Mike Doss	1	1	2	0-0	0-0	1	0	0-0
Eric Henderson	1	1	2	0-0	0-0	0	0	0-0
John Busing	1	0	1	0-0	0-0	0	0	0-0

SPECIAL TEAMS*	ST	AT	TT	FF	FR-YDS	BP	BFG	BXP
Kyries Hebert	14	7	21	0	0-0	0	0	0
Rashad Jeanty	9	4	13	0	1-0	0	0	0
Corey Mays	8	3	11	0	0-0	0	0	0
Brad St. Louis	6	2	8	0	0-0	0	0	0
Darryl Blackstock	3	4	7	0	0-0	0	0	0
Brandon Johnson	4	2	6	0	0-0	0	0	0
Corey Lynch	2	4	6	0	0-0	0	0	0
John Busing	3	2	5	0	0-0	0	0	0
David Jones	3	2	5	0	0-0	0	0	0
Leon Hall	4	0	4	0	0-0	0	0	0
Herana-Daze Jones	4	0	4	0	0-0	0	0	0
Abdul Hodge	1	2	3	0	0-0	0	0	0
Jim Maxwell	1	2	3	0	0-0	0	0	0
Kenny Watson	0	3	3	0	0-0	0	0	0
Glenn Holt	2	0	2	0	0-0	0	0	

2009 STATISTICS

RECORD: 10-6-0

HEAD COACH: MARVIN LEWIS
(BENGALS WON AFC NORTH DIVISION; SEE POSTSEASON
PORTION OF TEAM HISTORY SECTION FOR POSTSEASON STATS)

DATE	W-L	SCORE	OPPONENT	ATTENDANCE
9-13-09	L	7-12	DENVER	62,831
9-20-09	W	31-24	at Green Bay	70,678
9-27-09	W	23-20	PITTSBURGH	64,538
10-4-09	W	23-20 (OT)	at Cleveland	69,844
10-11-09	W	17-14	at Baltimore	71,161
10-18-09	L	17-28	HOUSTON	64,019
10-25-09	W	45-10	CHICAGO	64,900
11-1-09			— BYE —	
11-8-09	W	17-7	BALTIMORE	64,313
11-15-09	W	18-12	at Pittsburgh	65,392
11-22-09	L	17-20	at Oakland	34,112
11-29-09	W	16-7	CLEVELAND	64,553
12-6-09	W	23-13	DETROIT	62,545
12-13-09	L	10-30	at Minnesota	63,854
12-20-09	L	24-27	at San Diego	68,889
12-27-09	W	17-10	KANSAS CITY	64,333
1-3-10	L	0-37	at N.Y. Jets	79,106

TEAM STATISTICS	BENGALS	OPPONENTS
TOTAL FIRST DOWNS	295	276
Rushing	109	95
Passing	159	165
Penalty	27	16
3rd Down: Made-Att	93-229	81-210
3rd Down Pct.	40.6	38.6
4th Down: Made-Att	10-14	7-15
4th Down Pct.	71.4	46.7
POSSESSION AVG.	31:59	28:01
TOTAL NET YARDS	4946	4822
Avg. Per Game	309.1	301.4
Total Plays	1011	980
Avg. Per Play	4.9	4.9
NET YARDS RUSHING	2056	1573
Avg. Per Game	128.5	98.3
Total Rushes	505	399
NET YARDS PASSING	2890	3249
Avg. Per Game	180.6	203.1
Sacked-Yards Lost	29-244	34-237
Gross Yards	3134	3486
Att.-Completions	477-286	547-318
Completion Pct.	60.0	58.1
Had Intercepted	13	19
PUNTS-AVG.	86-43.2	83-43.9
Net Punting Avg.	36.3	35.3
PENALTIES-YARDS	114-863	99-767
FUMBLES-BALLS LOST	24-12	17-6
TOUCHDOWNS	34	32
Rushing	9	12
Passing	21	18
Returns	4	2

SCORE BY PERIODS	1	2	3	4	OT	PTS
BENGALS	61	118	49	74	3	305
OPPONENTS	55	96	61	79	0	291

SCORING	TD	TD-R	TD-P	TD-R	K-PAT	FG	S	PTS
Shayne Graham	0	0	0	0	28-29	23-28	0	97
Chad Johnson	9	0	9	0	—	—	0	54
Cedric Benson	6	6	0	0	—	—	0	36
Laveranues Coles	5	0	5	0	—	—	0	30
Carson Palmer	3	3	0	0	—	—	0	20
Andre Caldwell	3	0	3	0	—	—	0	18
J.P. Foschi	2	0	2	0	—	—	0	12
Chris Henry	2	0	2	0	—	—	0	12
Jonathan Fanene	1	0	0	1	—	—	0	6
Robert Geathers	1	0	0	1	—	—	0	6
Johnathan Joseph	1	0	0	1	—	—	0	6
Bernard Scott	1	0	0	1	—	—	0	6
Brian Leonard	0	0	0	0	—	—	0	2
BENGALS	34	9	21	4	28-29	23-28	0	305
OPPONENTS	32	12	18	2	30-30	23-29	0	291

Two-point conversions: Brian Leonard, Carson Palmer.
BENGALS 2-5, OPPONENTS 0-2.

Fumbles-lost: Carson Palmer 6-2, Andre Caldwell 4-2, Chad Johnson 2-2, J.T. O'Sullivan 2-2, Daniel Coats 2-1, Quan Cosby 2-0, J.P. Foschi 1-1, Jeremi Johnson 1-1, Brian Leonard 1-1, Cedric Benson 1-0, Kevin Huber 1-0, Bernard Scott 1-0. BENGALS 24-12, OPPONENTS 17-6.

PASSING	ATT	CMP	YDS	CMP%	YDS/ATT	TD	TD%	INT	INT%	LG	SKD-YDS	RAT
Carson Palmer	466	282	3094	60.5	6.64	21	4.5	13	2.8	73	26-213	83.6
J.T. O'Sullivan	11	4	40	36.4	3.64	0	0.0	0	0.0	16	3-31	47.5
BENGALS	477	286	3134	60.0	6.57	21	4.4	13	2.7	73	29-244	82.7
OPPONENTS	547	318	3486	58.1	6.37	18	3.3	19	3.5	87	34-237	73.6

RUSHING	ATT	YDS	AVG	LG	TD
Cedric Benson	301	1251	4.2	42	6
Bernard Scott	74	321	4.3	61	0
Larry Johnson	46	204	4.4	27	0
Carson Palmer	39	93	2.4	15	3
Brian Leonard	27	84	3.1	11	0
Chad Johnson	3	32	10.7	26	0
Andre Caldwell	3	22	7.3	15	0
Chris Crocker	1	21	21.0	21	0
J.T. O'Sullivan	3	12	4.0	6	0
Laveranues Coles	2	10	5.0	8	0
Jeremi Johnson	4	8	2.0	4	0
Kevin Huber	1	0	0.0	0	0
Quan Cosby	1	-2	-2.0	-2	0
BENGALS	505	2056	4.1	61	9
OPPONENTS	399	1573	3.9	57	12

RECEIVING	REC	YDS	AVG	LG	TD
Chad Johnson	72	1047	14.5	50	9
Andre Caldwell	51	432	8.5	24	3
Laveranues Coles	43	514	12.0	40	5
Brian Leonard	30	217	7.2	18	0
J.P. Foschi	27	260	9.6	27	2
Cedric Benson	17	111	6.5	19	0
Daniel Coats	16	150	9.4	23	0
Chris Henry	12	236	19.7	73	2
Jeremi Johnson	6	41	6.8	9	0
Bernard Scott	5	67	13.4	23	0
Quan Cosby	4	55	13.8	23	0
Larry Johnson	3	4	1.3	6	0
BENGALS	286	3134	11.0	73	21
OPPONENTS	318	3486	11.0	87	18

INTERCEPTIONS	NO	YDS	AVG	LG	TD
Johnathan Joseph	6	92	15.3	32	1
Leon Hall	6	47	7.8	26	0
Chris Crocker	2	38	19.0	20	0
Jonathan Fanene	1	45	45.0	45	1
Frostee Rucker	1	26	26.0	26	0
Chinedum Ndukwue	1	9	9.0	9	0
Tom Nelson	1	2	2.0	2	0
Keith Rivers	1	0	0.0	0	0
BENGALS	19	259	13.6	45	2
OPPONENTS	13	184	14.2	52	2

PUNTING	NO	YDS	AVG	NET	TB	IN-20	LG	BLK.
Kevin Huber	86	3713	43.2	36.3	10	24	61	0
BENGALS	86	3713	43.2	36.3	10	24	61	0
OPPONENTS	83	3641	43.9	35.3	12	25	66	0

PUNT RETURNS	NO	FC	YDS	AVG	LG	TD
Quan Cosby	40	19	474	11.9	60	0
BENGALS	40	19	474	11.9	60	0
OPPONENTS	39	15	393	10.1	50	0

KICKOFF RETURNS	NO	YDS	AVG	LG	TD
Andre Caldwell	29	539	18.6	39	0
Bernard Scott	16	504	31.5	96	1
Quan Cosby	13	239	18.4	31	0
Brian Leonard	2	38	19.0	24	0
Laveranues Coles	1	14	14.0	14	0
Leon Hall	1	22	22.0	22	0
Daniel Coats	0	0	—	—	0
BENGALS	62	1356	21.9	96	1
OPPONENTS	58	1289	22.2	58	0

FIELD GOALS	1-19	20-29	30-39	40-49	50+
Shayne Graham	0-0	10-11	8-10	3-3	2-4
BENGALS	0-0	10-11	8-10	3-3	2-4
OPPONENTS	1-1	6-7	8-9	5-5	3-7

Shayne Graham: (-), (40G), (34G, 52N), (23B, 31G), (32B, 32G), (50G), (29G), (23G), (51N, 23G, 32G, 32G, 43G), (37N, 25G), (37G, 53G, 28G), (44G, 39G, 23G), (22G), (26G, 25G, 34G), (29G), (-).

Opponents: (48G, 50G), (55N, 45G), (19G, 24G, 52N), (26G, 31G), (-), (28B), (22G), (38N), (28G, 33G, 35G, 34G), (57N, 52G, 33G), (-), (55N), (41G, 23G, 44G), (33G, 52G), (30G), (20G, 39G, 40G).

USUAL STARTERS			
OFFENSE		DEFENSE	
WR	Chad Johnson	LDE	Robert Geathers
LOT	Andrew Whitworth	LDT	Domata Peko
LG	Nate Livings, Evan Mathis	RDT	Tank Johnson
C	Kyle Cook	RDE	Jonathan Fanene, Antwan Odum
RG	Bobbie Williams	SLB	Rey Maulaluga
ROT	Dennis Roland, Anthony Collins	MLB	Dhani Jones
TE	Daniel Coats, J.P. Foschi	WLB	Keith Rivers
WR	Laveranues Coles	LCB	Johnathan Joseph
QB	Carson Palmer	RCB	Leon Hall
HB	Cedric Benson	SS	Chinedum Ndukwue
FB	Jeremi Johnson	FS	Chris Crocker

DEFENSE*	ST	AT	TT	SKS-YDS	INT-YDS	PD	FF	FR-YDS
Dhani Jones	77	36	113	3.5-26	0-0	4	1	2-0
Chinedum Ndukwue	60	25	85	2-18.5	1-9	5	0	0-0
Keith Rivers	45	26	71	1-8	1-0	2	0	0-0
Johnathan Joseph	58	11	69	0-0	6-92	20	1	0-0
Leon Hall	52	13	65	0-0	6-47	24	2	0-0
Rey Maulaluga	35	24	59	1-8	0-0	2	2	0-0
Chris Crocker	39	10	49	0-0	2-38	9	1	0-0
Brandon Johnson	31	16	47	1.5-11.5	0-0	4	0	1-0
Robert Geathers	21	15	36	3.5-28.5	0-0	3	1	2-113
Jonathan Fanene	18	18	36	6-33	1-45	2	0	0-0
Pat Sims	19	15	34	0.5-2.5	0-0	0	0	1-0
Tank Johnson	16	13	29	2-7	0-0	1	0	0-0
Roy Williams	17	9	26	0-0	0-0	2	0	0-0
Domata Peko	12	11	23	0-0	0-0	1	0	0-0
Tom Nelson	18	4	22	0-0	1-2	2	0	0-0
Morgan Trent	18	4	22	1-7	0-0	4	0	0-0
Antwan Odum	18	1	19	8-51	0-0	2	0	0-0
Frostee Rucker	7	6	13	1-10	1-26	2	0	0-0
Michael Johnson	7	5	12	3-26	0-0	5	0	0-0
Rashad Jeanty	8	1	9	0-0	0-0	0	0	0-0
Kyries Hebert	7	2	9	0-0	0-0	0	0	0-0
Shaun Smith	3	5	8	0-0	0-0	0	0	0-0
Orien Harris	5	2	7	0-0	0-0	0	0	0-0
David Jones	3	2	5	0-0	0-0	1	0	0-0
Abdul Hodge	2	3	5	0-0	0-0	0	0	0-0
Rico Murray	1	0	1	0-0	0-0	0	0	0-0
Geoffrey Pope	0	0	0	0-0	0-0	1	0	0-0

SPECIAL TEAMS*	ST	AT	TT	FF	FR-YDS	BP	BFG	BXP
Abdul Hodge	10	1	11	1	0-0	0	0	0
Brandon Johnson	9	2	11	0	0-0	0	0	0
Kyries Hebert	7	4	11	0	0-0	0	0	0
Rashad Jeanty	5	5	10	0	0-0	0	0	0
Brian Leonard	7	1	8	0	0-0	0	0	0
Dan Skuta	6	2	8	0	0-0	0	0	0
Leon Hall	6	0	6	0	0-0	0	0	0
David Jones	4	2	6	0	0-0	0	0	0
Maurice Purify	4	2	6	0	0-0	0	0	0
Morgan Trent	4	2	6	0	0-0	0	0	0
Michael Johnson	4	1	5	0	0-0	0	0	0
Rey Maulaluga	4	0	4	1	0-0	0	0	0
Chinedum Ndukwue	3	1	4	0	0-0	0	0	0
Quan Cosby	2	1	3	0	0-0	0	0	0
Tom Nelson	2	1	3	0	0-0	0	0	0
Shayne Graham	2	0	2	0	0-0	0	0	0
Kevin Huber	2	0	2	0	0-0	0	0	0
Bernard Scott	2	0	2	0	0-0	0	0	0
Roy Williams	2	0	2	0	0-0	0	0	0
Chris Crocker	1	1	2	0	0-0	0	0	0
Clark Harris	1	0	1	0	0-0	0	0	0
Johnathan Joseph	1	0	1	0	0-0	0	0	0
Keith Rivers	1	0	1	0	0-0</			

2011 STATISTICS

RECORD: 9-7-0

HEAD COACH: MARVIN LEWIS
(BENGALS WERE WILD CARD QUALIFIER; SEE POSTSEASON
PORTION OF TEAM HISTORY SECTION FOR POSTSEASON STATS)

DATE	W-L	SCORE	OPPONENT	ATTENDANCE
9-11-11	W	27-17	at Cleveland	67,321
9-18-11	L	22-24	at Denver	73,281
9-25-11	L	8-13	SAN FRANCISCO	43,363
10-2-11	W	23-20	BUFFALO	41,142
10-9-11	W	30-20	at Jacksonville	61,799
10-16-11	W	27-17	INDIANAPOLIS	52,068
10-23-11			— BYE —	
10-30-11	W	34-12	at Seattle	66,004
11-6-11	W	24-17	at Tennessee	69,143
11-13-11	L	17-24	PITTSBURGH	63,262
11-20-11	L	24-31	at Baltimore	71,320
11-27-11	W	23-20	CLEVELAND	48,260
12-4-11	L	7-35	at Pittsburgh	63,697
12-11-11	L	19-20	HOUSTON	41,202
12-18-11	W	20-13	at St. Louis	56,431
12-24-11	W	23-16	ARIZONA	41,273
1-1-12	L	16-24	BALTIMORE	63,439

TEAM STATISTICS	BENGALS	OPPONENTS
TOTAL FIRST DOWNS	285	284
Rushing	93	94
Passing	160	170
Penalty	32	20
3rd Down: Made-Att	80-219	78-220
3rd Down Pct.	36.5	35.5
4th Down: Made-Att	4-10	4-11
4th Down Pct.	40.0	36.4
POSSESSION AVG.	30:19	29:41
TOTAL NET YARDS	5118	5060
Avg. Per Game	319.9	316.3
Total Plays	1015	1009
Avg. Per Play	5.0	5.0
NET YARDS RUSHING	1778	1675
Avg. Per Game	111.1	104.7
Total Rushes	455	425
NET YARDS PASSING	3340	3385
Avg. Per Game	208.8	211.6
Sacked-Yards Lost	25-167	45-277
Gross Yards	3507	3662
Att.-Completions	535-308	539-319
Completion Pct.	57.6	59.2
Had Intercepted	14	10
PUNTS-AVG.	91-44.2	98-46.6
Net Punting Avg.	39.2	38.9
PENALTIES-YARDS	99-874	101-878
FUMBLES-BALLS LOST	17-8	26-12
TOUCHDOWNS	35	37
Rushing	10	14
Passing	21	21
Returns	4	2

SCORE BY PERIODS	1	2	3	4	OT	PTS
BENGALS	83	59	86	116	0	344
OPPONENTS	51	132	50	90	0	323

SCORING	TD	TD-R	TD-P	TD-Rt	K-PAT	FG	S	PTS
Mike Nugent	0	0	0	0	33-34	33-38	0	132
A.J. Green	7	0	7	0	—	—	0	42
Cedric Benson	6	6	0	0	—	—	0	36
Jermaine Gresham	6	0	6	0	—	—	0	36
Jerome Simpson	4	0	4	0	—	—	0	24
Andre Caldwell	3	0	3	0	—	—	0	18
Bernard Scott	3	3	0	0	—	—	0	18
Geno Atkins	1	0	0	1	—	—	0	6
Colin Cochart	1	0	1	0	—	—	0	6
Andy Dalton	1	1	0	0	—	—	0	6
Carlos Dunlap	1	0	0	1	—	—	0	6
Reggie Nelson	1	0	0	1	—	—	0	6
Brandon Tate	1	0	0	1	—	—	0	6
(team)	—	—	—	—	—	—	1	2
BENGALS	35	10	21	4	33-34	33-38	1	344
OPPONENTS	37	14	21	2	35-35	22-27	0	323

Two-point conversions: None. BENGALS 0-1 (0-0 R, 0-1 P),
OPPONENTS 0-2 (0-1 R, 0-1 P).

Fumbles-lost: Cedric Benson 5-2, Andy Dalton 4-2, Brandon Tate
3-1, Geno Atkins 1-1, Nate Clements 1-1, Jermaine Gresham 1-1, A.J.
Green 1-0, Jordan Shipley 1-0. BENGALS 17-8, OPPONENTS 26-12.

PASSING	ATT	CMP	YDS	CMP%	YDS/ATT	TD	TD%	INT	INT%	LG	SKD-YDS	RAT
Andy Dalton	516	300	3398	58.1	6.59	20	3.9	13	2.5	84	24-160	80.4
Bruce Gradkowski	18	8	109	44.4	6.06	1	5.6	1	5.6	41t	1-7	59.7
Bernard Scott	1	0	0	0.0	0.00	0	0.0	0	0.0	—	0-0	39.6
BENGALS	535	308	3507	57.6	6.56	21	3.9	14	2.6	84	25-167	79.6
OPPONENTS	539	319	3662	59.2	6.79	21	3.9	10	1.9	74t	45-277	85.0

RUSHING	ATT	YDS	AVG	LG	TD
Cedric Benson	273	1067	3.9	42	6
Bernard Scott	112	380	3.4	25t	3
Andy Dalton	37	152	4.1	17	1
Brian Leonard	17	85	5.0	14	0
A.J. Green	5	53	10.6	22	0
Andrew Hawkins	5	25	5.0	8	0
Cedric Peerman	3	15	5.0	11	0
Bruce Gradkowski	3	1	0.3	1	0
BENGALS	455	1778	3.9	42	10
OPPONENTS	425	1675	3.9	70t	14

RECEIVING	REC	YDS	AVG	LG	TD
A.J. Green	65	1057	16.3	58	7
Jermaine Gresham	56	596	10.6	31	6
Jerome Simpson	50	725	14.5	84	4
Andre Caldwell	37	317	8.6	49t	3
Andrew Hawkins	23	263	11.4	26	0
Brian Leonard	22	210	9.5	37	0
Cedric Benson	15	82	5.5	11	0
Bernard Scott	13	38	2.9	14	0
Donald Lee	11	115	10.5	26	0
Colin Cochart	5	44	8.8	25	1
Ryan Whalen	4	27	6.8	13	0
Jordan Shipley	4	14	3.5	5	0
Chris Pressley	3	19	6.3	9	0
BENGALS	308	3507	11.4	84	21
OPPONENTS	319	3662	11.5	74t	21

INTERCEPTIONS	NO	YDS	AVG	LG	TD
Reggie Nelson	4	115	28.8	75t	1
Leon Hall	2	15	7.5	15	0
Nate Clements	2	5	2.5	7	0
Rey Mauluga	1	2	2.0	2	0
Michael Johnson	1	0	0.0	0	0
BENGALS	10	137	13.7	75t	1
OPPONENTS	14	159	11.4	43t	1

PUNTING	NO	YDS	AVG	NET	TB	IN-20	LG	BLK.
Kevin Huber	91	4023	44.2	39.2	9	24	71	0
BENGALS	91	4023	44.2	39.2	9	24	71	0
OPPONENTS	98	4562	46.6	38.9	7	23	65	0

PUNT RETURNS	NO	FC	YDS	AVG	LG	TD
Brandon Tate	51	17	543	10.6	56t	1
Adam Jones	2	0	67	33.5	63	0
Nate Clements	0	1	0	—	—	0
BENGALS	53	18	610	11.5	63t	1
OPPONENTS	38	26	273	7.2	60t	1

KICKOFF RETURNS	NO	YDS	AVG	LG	TD	
Brandon Tate	42	998	23.8	45	0	
Nate Clements	1	4	4.0	4	0	
Cedric Peerman	1	10	10.0	10	0	
Bernard Scott	1	26	26.0	26	0	
Adam Jones	0	^	—	—	—	0
BENGALS	45	1026	22.8	45	0	
OPPONENTS	44	916	20.8	51	0	

FIELD GOALS	1-19	20-29	30-39	40-49	50+
Mike Nugent	0-0	14-14	5-8	14-16	0-0
BENGALS	0-0	14-14	5-8	14-16	0-0
OPPONENTS	1-1	8-8	4-4	7-9	2-5

Mike Nugent: (24G, 47G), (45G, 37G, 23G), (22G, 23G), (31G,
21G, 43G), (47G), (20G, 43G, 43WR), (34G, 48G), (36G), (43G), (27G),
(23G, 40G, 26G), (33B), (22G, 47G, 49G, 28G), (21G, 41G), (24G,
35WR, 48WR, 41G, 32G), (46G, 36WR, 46G, 23G).

Opponents: (20G), (34G), (23G, 53G), (43G, 23G), (19G, 20G),
(46G, 52B), (47G, 25G), (43G), (39G), (22G), (32G, 54G, 55SH),
(50WR), (46G, 47WR, 33G), (45WR, 26G, 43G), (29G), (42G).

USUAL STARTERS

OFFENSE		DEFENSE	
WR	Jerome Simpson	LDE	Robert Geathers
LOT	Andrew Whitworth	NT	Domata Peko
LG	Nate Livings	DT	Geno Atkins
C	Kyle Cook	RDE	Frostee Rucker
RG	Bobbie Williams	SLB	Manny Lawson
ROT	Andre Smith	MLB	Rey Mauluga
TE	Jermaine Gresham	WLB	Thomas Howard
WR	A.J. Green	LCB	Nate Clements
QB	Andy Dalton	RCB	Leon Hall
HB	Cedric Benson		Adam Jones
FB	Chris Pressley	SS	Chris Crocker
		FS	Reggie Nelson

DEFENSE*	ST	AT	TT	SKS-YDS	INT-YDS	PD	FF	FR-YDS
Thomas Howard	64	35	99	1-4	0-0	3	2	0-0
Rey Mauluga	53	35	88	0-0	1-2	2	3	1-0
Reggie Nelson	57	25	82	2-16	4-115	12	2	0-0
Domata Peko	34	32	66	2.5-19	0-0	0	1	1-0
Chris Crocker	45	16	61	3.5-14	0-0	5	1	0-0
Nate Clements	49	6	55	1-8	2.5-12	2	2	2-0
Manny Lawson	30	21	51	1.5-6	0-0	4	0	0-0
Geno Atkins	26	21	47	7.5-37.5	0-0	3	2	2-19
Frostee Rucker	32	12	44	4-24	0-0	2	0	0-0
Michael Johnson	28	14	42	6-39.5	1-0	5	1	1-0
Leon Hall	29	3	32	0-0	2-15	7	0	1-10
Kelly Jennings	24	7	31	1-2	0-0	5	0	0-0
Robert Geathers	10	19	29	2.5-8	0-0	1	0	0-0
Adam Jones	26	2	28	0-0	0-0	6	0	0-0
Brandon Johnson	16	10	26	0-0	0-0	3	0	0-0
Jonathan Fanene	17	7	24	6.5-48	0-0	1	0	2-0
Gibbil Wilson	12	11	23	0-0	0-0	0	1	1-0
Carlos Dunlap	11	12	23	4.5-42	0-0	3	0	1-35
Pat Sims	11	9	20	1-5	0-0	0	0	0-0
Dan Skuta	9	11	20	0.5-4	0-0	0	1	0-0
Morgan Trent	3	2	5	0-0	0-0	0	0	0-0
Taylor Mays	1	3	4	0-0	0-0	1	0	0-0
Nick Hayden	2	0	2	0-0	0-0	0	0	0-0
Jeremy Miles	2	0	2	0-0	0-0	0	0	0-0

SPECIAL TEAMS*	ST	AT	TT	FF	FR-YDS	BP	BFG	BXP
Jeremy Miles	13	1	14	0	0-0	0	0	0
Cedric Peerman	9	3	12	0	0-0	0	0	0
Dan Skuta	7	4	11	0	0-0	0	0	0
Gibbil Wilson	9	1	10	0	0-0	0	0	0
Brian Leonard	6	1	7	0	0-0	0	0	0
Taylor Mays	6	0	6	0	0-0	0	0	0
Vincent Rey	6	0	6	0	0-0	0	0	0
Brandon Johnson	4	1	5	1	0-0	0	0	0
Andrew Hawkins	2	2	4	0	0-0	0	0	0
Reggie Nelson	2	1	3	0	0-0	0	0	0
Clark Harris	1	2	3	0	0-0	0	0	0
Kelly Jennings	2	0	2	0	0-0	0	0	0
Andre Caldwell	1	0	1	0	0-0	0	0	0
Colin Cochart	1	0	1	0	0-0	0	0	0
Manny Lawson	1	0	1	0	0-0	0	0	0
Rico Murray	1	0	1	0	0-0	0	0	0
Morgan Trent	1	0	1	0	0-0	0	0	0
Brandon Ghee	0	1	1	0	0-0	0	0	0
Nate Clements	0	0	0	0	0-0	0	1	0

MISCELLANEOUS DEFENSE*	ST	AT	TT	FF	FR-YDS
Andre Caldwell	2	0	2	0	0-0
Andy Dalton	2	0	2	0	0-0
A.J. Green	2	0	2	0	0-0
Jermaine Gresham	2	0	2	0	0-0
Nate Livings	2	0	2	0	0-0
Jerome Simpson	2	0	2	0	0-0
Andre Smith	2	0	2	0	0-0
Cedric Benson	1	1	2	0	

2012 STATISTICS

RECORD: 10-6-0

HEAD COACH: MARVIN LEWIS
(BENGALS WERE WILD CARD QUALIFIER; SEE POSTSEASON
PORTION OF TEAM HISTORY SECTION FOR POSTSEASON STATS)

DATE	W-L	SCORE	OPPONENT	ATTENDANCE
9-10-12	L	13-44	at Baltimore	71,064
9-16-12	W	34-27	CLEVELAND	63,036
9-23-12	W	38-31	at Washington	80,060
9-30-12	W	27-10	at Jacksonville	63,030
10-7-12	L	13-17	MIAMI	61,162
10-14-12	L	24-34	at Cleveland	67,060
10-21-12	L	17-24	PITTSBURGH	63,411
10-28-12			— BYE —	
11-4-12	L	23-31	DENVER	63,623
11-11-12	W	31-13	N.Y. GIANTS	56,614
11-18-12	W	28-6	at Kansas City	63,336
11-25-12	W	34-10	OAKLAND	56,503
12-2-12	W	20-13	at San Diego	54,980
12-9-12	L	19-20	DALLAS	63,590
12-13-12	W	34-13	at Philadelphia	69,144
12-23-12	W	13-10	at Pittsburgh	63,236
12-30-12	W	23-17	BALTIMORE	61,565

TEAM STATISTICS		BENGALS	OPPONENTS
TOTAL FIRST DOWNS		292	307
Rushing		95	99
Passing		173	183
Penalty		24	25
3rd Down: Made-Att		74-217	79-219
3rd Down Pct.		34.1	36.1
4th Down: Made-Att		11-16	5-12
4th Down Pct.		68.8	41.7
POSSESSION AVG.		30:26	29:34
TOTAL NET YARDS		5323	5115
Avg. Per Game		332.7	319.7
Total Plays		1016	1034
Avg. Per Play		5.2	4.9
NET YARDS RUSHING		1745	1715
Avg. Per Game		109.1	107.2
Total Rushes		430	423
NET YARDS PASSING		3578	3400
Avg. Per Game		223.6	212.5
Sacked-Yards Lost		46-229	51-361
Gross Yards		3807	3761
Att.-Completions		540-335	560-346
Completion Pct.		62.0	61.8
Had Intercepted		16	14
PUNTS-AVG.		76-46.6	86-44.4
Net Punting Avg.		42.0	36.8
PENALTIES-YARDS		99-857	90-779
FUMBLES-BALLS LOST		19-10	26-16
TOUCHDOWNS		43	34
Rushing		11	13
Passing		28	16
Returns		4	5

SCORE BY PERIODS	1	2	3	4	OT	PTS
BENGALS	113	104	63	111	0	391
OPPONENTS	42	102	80	96	0	320

SCORING	TD	TD-R	TD-P	TD-R	K-PAT	FG	S	PTS
Mike Nugent	0	0	0	0	35-35	19-23	0	92
A.J. Green	11	0	11	0	—	—	0	66
Josh Brown	0	0	0	0	8-8	11-12	0	41
BenJarvus Green-Ellis	6	0	0	0	—	—	0	36
Jermaine Gresham	5	0	5	0	—	—	0	30
Andy Dalton	4	4	0	0	—	—	0	24
Andrew Hawkins	4	0	4	0	—	—	0	24
Mohamed Sanu	4	0	4	0	—	—	0	24
Armon Binns	1	0	1	0	—	—	0	6
Carlos Dunlap	1	0	0	1	—	—	0	6
Wallace Gilberry	1	0	0	1	—	—	0	6
Leon Hall	1	0	0	1	—	—	0	6
Adam Jones	1	0	0	1	—	—	0	6
Marvin Jones	1	0	1	0	—	—	0	6
Cedric Peerman	1	1	0	0	—	—	0	6
Chris Pressley	1	0	1	0	—	—	0	6
Brandon Tate	1	0	1	0	—	—	0	6
BENGALS	43	11	28	4	43-43	30-35	0	391
OPPONENTS	34	13	16	5	33-33	27-32	0	320

Two-point conversions: None. BENGALS 0-0 (0-0 R, 0-0 P), OPPONENTS 1-1 (0-0 R, 1-1 P).

Fumbles-lost: Andy Dalton 4-4, Brandon Tate 4-1, BenJarvus Green-Ellis 3-2, A.J. Green 2-1, Jermaine Gresham 2-1, Armon Binns 1-1, Bruce Gradkowski 1-0, Andrew Hawkins 1-0, Trevor Robinson 1-0. BENGALS 19-10, OPPONENTS 26-16.

PASSING	ATT	CMP	YDS	CMP%	YDS/ATT	TD	TD%	INT	INT%	LG	SKD-YDS	RAT
Andy Dalton	528	329	3669	62.3	6.95	27	5.1	16	3.0	59t	46-229	87.4
Bruce Gradkowski	11	5	65	45.5	5.91	0	0.0	0	0.0	44	0-0	64.6
Mohamed Sanu	1	1	73	100.0	73.00	1	100.0	0	0.0	73t	0-0	158.3
BENGALS	540	335	3807	62.0	7.05	28	5.2	16	3.0	73t	46-229	88.1
OPPONENTS	560	346	3761	61.8	6.72	16	2.9	14	2.5	71t	51-361	80.7

RUSHING	ATT	YDS	AVG	LG	TD
BenJarvus Green-Ellis	278	1094	3.9	48	6
Cedric Peerman	36	258	7.2	48	1
Andy Dalton	47	120	2.6	17	4
Brian Leonard	33	106	3.2	11	0
Marvin Jones	3	47	15.7	37	0
A.J. Green	4	38	9.5	20	0
Bernard Scott	8	35	4.4	29	0
Andrew Hawkins	6	30	5.0	11	0
Mohamed Sanu	5	15	3.0	7	0
Daniel Herron	4	5	1.3	6	0
Brandon Tate	1	0	0.0	0	0
Kevin Huber	1	-1	-1.0	-1	0
Bruce Gradkowski	4	-2	-0.5	0	0
BENGALS	430	1745	4.1	48	11
OPPONENTS	423	1715	4.1	32t	13

RECEIVING	REC	YDS	AVG	LG	TD
A.J. Green	97	1350	13.9	73t	11
Jermaine Gresham	64	737	11.5	55t	5
Andrew Hawkins	51	533	10.5	59t	4
BenJarvus Green-Ellis	22	104	4.7	13	0
Armon Binns	18	210	11.7	48t	1
Marvin Jones	18	201	11.2	23	1
Mohamed Sanu	16	154	9.6	34	4
Brandon Tate	13	211	16.2	44t	1
Brian Leonard	11	67	6.1	16	0
Cedric Peerman	9	85	9.4	16	0
Orson Charles	8	101	12.6	25	0
Ryan Whalen	7	53	7.6	10	0
Chris Pressley	1	1	1.0	1t	1
BENGALS	335	3807	11.4	73t	28
OPPONENTS	346	3761	10.9	71t	16

INTERCEPTIONS	NO	YDS	AVG	LG	TD
Chris Crocker	3	52	17.3	29	0
Reggie Nelson	3	10	3.3	10	0
Leon Hall	2	61	30.5	44	1
Terence Newman	2	0	0.0	0	0
Nate Clements	1	21	21.0	21	0
Carlos Dunlap	1	14	14.0	14t	1
Michael Johnson	1	3	3.0	3	0
Pat Sims	1	3	3.0	3	0
BENGALS	14	164	11.7	44	2
OPPONENTS	16	187	11.7	37	4

PUNTING	NO	YDS	AVG	NET	TB	IN-20	LG	BLK.
Kevin Huber	76	3540	46.6	42.0	7	33	69	0
BENGALS	76	3540	46.6	42.0	7	33	69	0
OPPONENTS	86	3816	44.4	36.8	8	22	68	1

PUNT RETURNS	NO	FC	YDS	AVG	LG	TD
Adam Jones	26	0	301	11.6	81t	1
Brandon Tate	21	11	187	8.9	32	0
BENGALS	47	11	488	10.4	81t	1
OPPONENTS	27	14	210	7.8	60	0

KICKOFF RETURNS	NO	YDS	AVG	LG	TD
Brandon Tate	32	795	24.8	45	0
Adam Jones	3	64	21.3	31	0
Orson Charles	2	17	8.5	10	0
Cedric Peerman	2	37	18.5	19	0
Chris Pressley	2	15	7.5	8	0
BENGALS	41	928	22.6	45	0
OPPONENTS	60	1468	24.5	105t	1

FIELD GOALS	1-19	20-29	30-39	40-49	50+
Mike Nugent	2-2	5-5	5-5	6-9	1-2
Josh Brown	0-0	3-3	4-4	3-3	1-2
BENGALS	2-2	8-8	9-9	9-12	2-4
OPPONENTS	1-1	6-7	7-7	11-12	2-5
Mike Nugent: (34G, 19G), (39G, 37G), (47G), (35G, 35G), (42G, 24G, 41WR), (44G), (48G), (28G, 46WR, 49G, 41G), (28G), (50WL), (48WR, 55G, 20G), (19G, 24G), (—), (—), (—), (—).					
Josh Brown: (—), (—), (—), (—), (—), (—), (—), (—), (—), (—), (—), (—), (25G, 33G, 25G, 52G), (24G, 32G), (41G, 56SH, 43G), (47G, 32G, 38G).					
Opponents: (46G, 40G, 39G), (50G, 25G), (36G), (21G), (46G, 53WL), (41G, 38G), (42G, 47G, 42G), (43G), (23G, 31G), (34G, 33G), (55G), (20G, 19G, 54HRU), (37G, 40G), (22G, 20G), (24WL, 40G, 53SH), (45WL, 49G).					

USUAL STARTERS			
OFFENSE		DEFENSE	
WR	Marvin Jones	LDE	Robert Geathers
	Armon Binns	NT	Domata Peko
LOT	Andrew Whitworth	DT	Geno Atkins
LG	Clint Boling	RDE	Michael Johnson
C	Jeff Faine	SLB	Manny Lawluga
	Trevor Robinson	MLB	Rey Mauluga
RG	Kevin Zeitler	WLB	Vontaze Burfict
ROT	Andre Smith	LCB	Terence Newman
TE	Jermaine Gresham	RCB	Leon Hall
WR	A.J. Green	SS	Chris Crocker
QB	Andy Dalton	FS	Reggie Nelson
HB	BenJarvus Green-Ellis		
FB	Chris Pressley		
	Orson Charles (2nd TE)		

DEFENSE*	ST	AT	TT	SKS-YDS	INT-YDS	PD	FF	FR-YDS
Vontaze Burfict	73	54	127	1-11	0-0	2	0	1-0
Rey Mauluga	62	60	122	1-0	0-0	4	0	1-0
Reggie Nelson	54	29	83	1-8	3-10	9	2	0-0
Terence Newman	52	21	73	0-0	2-0	10	1	2-8
Geno Atkins	39	15	54	12.5-90	0-0	2	4	0-0
Domata Peko	23	30	53	2-14	0-0	3	0	1-0
Michael Johnson	35	17	52	11.5-71	1-3	2	0	1-0
Nate Clements	30	21	51	0-0	1-21	5	1	0-0
Carlos Dunlap	34	7	41	6-55	1-14	3	4	3-2
Chris Crocker	29	12	41	0-0	3-52	5	0	1-12
Manny Lawluga	29	9	38	2-16	0-0	1	1	0-0
Adam Jones	32	5	37	1-6	0-0	9	1	0-0
Leon Hall	23	14	37	0-0	2-61	11	0	0-0
Robert Geathers	12	18	30	3-15.5	0-0	0	0	0-0
Wallace Gilberry	15	9	24	6.5-48	0-0	0	1	3-31
Pat Sims	12	5	17	0-0	1-3	1	0	0-0
Taylor Mays	11	6	17	0-0	0-0	0	0	0-0
Jeremy Miles	10	5	15	0-0	0-0	0	0	0-0
Devon Still	5	9	14	0.5-2.5	0-0	0	1	0-0
Vincent Rey	8	4	12	1-8	0-0	1	0	0-0
Emmanuel Lamur	7	4	11	0-0	0-0	1	0	0-0
Dan Skuta	5	5	10	0-0	0-0	1	0	0-0
Thomas Howard	3	0	3	1-6	0-0	1	0	0-0
Jamaal Anderson	1	2	3	0-0	0-0	0	0	0-0
Jason Allen	2	0	2	0-0	0-0	0	0	0-0
Dre Kirkpatrick	2	0	2	0-0	0-0	0	0	0-0
Chris Lewis-Harris	2	0	2	0-0	0-0	0	0	0-0
Brandon Thompson	1	0	1	0-0	0-0	0	0	0-0
(team)	—	—	—	1-10	—	—	—	—

SPECIAL TEAMS*	ST	AT	TT	FF	FR-YDS	BP	BFG	BXP
Dan Skuta	11	6	17	0	0-0	0	0	0
Jeremy Miles	11	2	13	0	0-0	0	0	0
Vincent Rey	8	1	9	0	0-0	0	0	0
Emmanuel Lamur	3	5	8	0	0-0	0	0	0
Cedric Peerman	6	0	6	0	0-0	0	0	0
Taylor Mays	3	2	5	0	1-0	0	0	0
Ryan Whalen	1	4	5	0	0-0	0	0	0
Clark Harris	4	0	4	0	0-0	0	0	0
Daniel Herron	3	1	4	0	0-0			

2013 STATISTICS

RECORD: 11-5-0

HEAD COACH: MARVIN LEWIS
(BENGALS WON AFC NORTH DIVISION; SEE POSTSEASON
PORTION OF TEAM HISTORY SECTION FOR POSTSEASON STATS)

DATE	W-L	SCORE	OPPONENT	ATTENDANCE
9-8-13	L	21-24	at Chicago	62,213
9-16-13	W	20-10	PITTSBURGH	64,585
9-22-13	W	34-30	GREEN BAY	64,633
9-29-13	L	6-17	at Cleveland	71,481
10-6-13	W	13-6	NEW ENGLAND	64,259
10-13-13	W	27-24 (OT)	at Buffalo	67,739
10-20-13	W	27-24	at Detroit	63,207
10-27-13	W	49-9	N.Y. JETS	62,576
10-31-13	L	20-22 (OT)	at Miami	52,388
11-10-13	L	17-20 (OT)	at Baltimore	70,992
11-17-13	W	41-20	CLEVELAND	63,856
11-24-13			— BYE —	
12-1-13	W	17-10	at San Diego	61,536
12-8-13	W	42-28	INDIANAPOLIS	62,507
12-15-13	L	20-30	at Pittsburgh	45,873
12-22-13	W	42-14	MINNESOTA	61,555
12-29-13	W	34-17	BALTIMORE	62,406

TEAM STATISTICS	BENGALS	OPPONENTS
TOTAL FIRST DOWNS	330	282
Rushing	101	72
Passing	205	178
Penalty	24	32
3rd Down: Made-Att	92-225	74-225
3rd Down Pct.	40.9	32.9
4th Down: Made-Att	12-21	5-16
4th Down Pct.	57.1	31.3
POSSESSION AVG.	31:58	28:02
TOTAL NET YARDS	5891	4888
Avg. Per Game	368.2	305.5
Total Plays	1097	1042
Avg. Per Play	5.4	4.7
NET YARDS RUSHING	1755	1544
Avg. Per Game	109.7	96.5
Total Rushes	481	385
NET YARDS PASSING	4136	3344
Avg. Per Game	258.5	209.0
Sacked-Yards Lost	29-182	43-279
Gross Yards	4318	3623
Att.-Completions	587-364	614-362
Completion Pct.	62.0	59.0
Had Intercepted	20	20
PUNTS-AVG.	75-44.4	90-44.3
Net Punting Avg.	39.9	39.3
PENALTIES-YARDS	102-1000	69-692
FUMBLES-BALLS LOST	20-10	16-11
TOUCHDOWNS	54	32
Rushing	14	6
Passing	33	22
Returns	7	4

SCORE BY PERIODS	1	2	3	4	OT	PTS
BENGALS	87	123	103	114	3	430
OPPONENTS	88	71	83	58	5	305

SCORING	TD	TD-R	TD-P	TD-R	K-PAT	FG	S	PTS
Mike Nugent	0	0	0	0	52-53	18-22	0	106
A.J. Green	11	0	11	0	—	—	0	66
Marvin Jones	10	0	10	0	—	—	0	60
Giovani Bernard	8	5	3	0	—	—	0	48
BenJarvus Green-Ellis	7	7	0	0	—	—	0	42
Jermaine Gresham	4	0	4	0	—	—	0	24
Andy Dalton	2	2	0	0	—	—	0	12
Tyler Eifert	2	0	2	0	—	—	0	12
Mohamed Sanu	2	0	2	0	—	—	0	12
Vontaze Burfict	1	0	0	1	—	—	0	6
Chris Crocker	1	0	0	1	—	—	0	6
Tony Dye	1	0	0	1	—	—	0	6
Adam Jones	1	0	0	1	—	—	0	6
Dre Kirkpatrick	1	0	0	1	—	—	0	6
Terence Newman	1	0	0	1	—	—	0	6
Vincent Rey	1	0	0	1	—	—	0	6
Alex Smith	1	0	1	0	—	—	0	6
BENGALS	54	14	33	7	52-53	18-22	0	430
OPPONENTS	32	6	22	4	31-31	26-31	1	305

Two-point conversions: None. BENGALS 0-1 (0-0 R, 0-1 P), OPPONENTS 1-1 (1-1 R, 0-0 P).

Fumbles-lost: Andy Dalton 4-3, Jermaine Gresham 3-3, BenJarvus Green-Ellis 2-2, Reggie Nelson 2-0, Brandon Tate 2-0, Giovani Bernard 1-1, Mohamed Sanu 1-1, A.J. Green 1-0, Andrew Hawkins 1-0, Kevin Huber 1-0, Josh Johnson 1-0, Al Smith 1-0. BENGALS 20-10, OPPONENTS 16-11.gg

PASSING	ATT	CMP	YDS	CMP%	YDS/ATT	TD	TD%	INT	INT%	LG	SKD-YDS	RAT
Andy Dalton	586	363	4293	61.9	7.33	33	5.6	20	3.4	821	29-182	88.8
Mohamed Sanu	1	1	25	100.0	25.00	0	0.0	0	0.0	25	0-0	118.8
BENGALS	587	364	4318	62.0	7.36	33	5.6	20	3.4	821	29-182	89.0
OPPONENTS	614	362	3623	59.0	5.90	22	3.6	20	3.3	741	43-279	74.2

RUSHING	ATT	YDS	AVG	LG	TD
BenJarvus Green-Ellis	220	756	3.4	25	7
Giovani Bernard	170	695	4.1	35t	5
Andy Dalton	61	183	3.0	12	2
Marvin Jones	8	65	8.1	34	0
Josh Johnson	7	20	2.9	10	0
Cedric Peerman	8	17	2.1	5	0
Mohamed Sanu	4	16	4.0	9	0
Andrew Hawkins	2	3	1.5	6	0
Kevin Huber	1	0	0.0	0	0
BENGALS	481	1755	3.6	35t	14
OPPONENTS	385	1544	4.0	51	6

RECEIVING	REC	YDS	AVG	LG	TD
A.J. Green	98	1426	14.6	82t	11
Giovani Bernard	56	514	9.2	41	3
Marvin Jones	51	712	14.0	45	10
Mohamed Sanu	47	455	9.7	32	2
Jermaine Gresham	46	458	10.0	30	4
Tyler Eifert	39	445	11.4	61	2
Andrew Hawkins	12	199	16.6	50	0
Dane Sanzenbacher	6	61	10.2	23	0
BenJarvus Green-Ellis	4	22	5.5	10	0
Alex Smith	3	12	4.0	7	1
Orson Charles	1	8	8.0	8	0
Brandon Tate	1	6	6.0	6	0
BENGALS	364	4318	11.9	82t	33
OPPONENTS	362	3623	10.0	74t	22

INTERCEPTIONS	NO	YDS	AVG	LG	TD
Adam Jones	3	60	20.0	60t	1
Dre Kirkpatrick	3	21	7.0	21t	1
Chris Crocker	2	41	20.5	32t	1
Vincent Rey	2	29	14.5	25t	1
Terence Newman	2	8	4.0	9	0
Reggie Nelson	2	0	0.0	0	0
Rey Mauluga	1	14	14.0	14	0
Vontaze Burfict	1	12	12.0	12	0
James Harrison	1	9	9.0	9	0
Michael Johnson	1	7	7.0	7	0
Leon Hall	1	0	0.0	0	0
George Iloka	1	-1	-1.0	-1	0
BENGALS	20	200	10.0	60t	4
OPPONENTS	20	369	18.5	94t	2

PUNTING	NO	YDS	AVG	NET	TB	IN-20	LG	BLK.
Kevin Huber	66	2982	45.2	40.5	4	24	75	0
Shawn Powell	7	268	38.3	34.7	0	3	52	0
Mike Nugent	2	80	40.0	40.0	0	0	43	0
BENGALS	75	3330	44.4	39.9	4	27	75	0
OPPONENTS	90	3984	44.3	39.3	1	37	65	1

PUNT RETURNS	NO	FC	YDS	AVG	LG	TD
Brandon Tate	36	16	336	9.3	43	0
Adam Jones	11	0	88	8.0	27	0
BENGALS	47	16	424	9.0	43	0
OPPONENTS	27	22	254	9.4	67t	1

KICKOFF RETURNS	NO	YDS	AVG	LG	TD
Brandon Tate	35	914	26.1	71	0
Cedric Peerman	4t	66	16.5	26	0
BENGALS	39	980	25.1	71	0
OPPONENTS	52	1219	23.4	48	0

FIELD GOALS	1-19	20-29	30-39	40-49	50+
Mike Nugent: (-)	(41G, 25G), (52WL), (25G, 43G), (39G, 50G), (46G, 34WR, 43G), (47WL, 48G, 54G), (-), (31G, 54G), (42WL, 32G), (41G, 38G), (46G), (-), (-), (-), (39G, 38G).				
Opponents: (58G), (44G), (41G, 19G, 26G), (37WL, 49B, 51G), (42G, 19G), (51G), (36G, 34B), (45G, 47G, 50G), (34WL, 36G, 44G), (36G, 46G), (20G, 28G), (48G), (44WR), (25G, 45G, 26G), (-), (38G, 22G, 34G).					

USUAL STARTERS

OFFENSE		DEFENSE	
WR	Mohamed Sanu	LDE	Carlos Dunlap
LOT	Andrew Whitworth	NT	Domata Peko
	Anthony Collins	DT	Geno Atkins
LG	Clint Boling		Brandon Thompson
C	Kyle Cook	RDE	Michael Johnson
RG	Kevin Zeitler	SLB	James Harrison
ROT	Andre Smith	MLB	Rey Mauluga
TE	Jermaine Gresham	WLB	Vontaze Burfict
TE	Tyler Eifert	LCB	Terence Newman
WR	A.J. Green	RCB	Adam Jones
QB	Andy Dalton	SS	George Iloka
HB	BenJarvus Green-Ellis	FS	Reggie Nelson

DEFENSE*	ST	AT	TT	SKS-YDS	INT-YDS	PD	FF	FR-YDS
Vontaze Burfict	114	57	171	3-20	1-12	8	1	2-13
Rey Mauluga	52	23	75	1-0	1-14	2	0	0-0
George Iloka	41	25	66	0-0	1-(-1)	6	2	1-0
Reggie Nelson	44	15	59	1-11	2-0	8	1	2-12
Carlos Dunlap	39	19	58	7.5-40.5	0-0	6	4	1-42
Michael Johnson	35	21	56	3.5-23	1-7	9	2	0-0
Adam Jones	43	12	55	0-0	3-60	13	1	2-43
Terence Newman	45	7	52	0-0	2-8	13	0	0-0
Domata Peko	24	28	52	3-16.5	0-0	0	0	0-0
Vincent Rey	30	17	47	4-28	2-29	5	1	1-0
Chris Crocker	28	9	37	1.5-11.5	2-41	7	0	0-0
James Harrison	16	14	30	2-2	1-9	1	0	1-0
Dre Kirkpatrick	20	7	27	1-1	3-21	6	0	0-0
Wallace Gilberry	18	6	24	7.5-56.5	0-0	3	1	0-0
Brandon Thompson	14	9	23	15-12.5	0-0	1	0	0-0
Leon Hall	14	6	20	0-0	1-0	6	0	0-0
Geno Atkins	9	11	20	6-52.5	0-0	0	0	0-0
Taylor Mays	11	6	17	0-0	0-0	3	0	0-0
Michael Boley	7	1	8	0-0	0-0	0	0	0-0
Devon Still	3	4	7	0-0	0-0	3	0	0-0
Brandon Ghee	3	3	6	0-0	0-0	5	0	0-0
Jayson DilManche	2	2	4	0-0	0-0	0	0	0-0
Margus Hunt	1	2	3	0.5-4	0-0	0	0	0-0
Shawn Williams	1	1	2	0-0	0-0	0	0	0-0
J.K. Schaffer	0	1	1	0-0	0-0	0	0	0-0

SPECIAL TEAMS*	ST	AT	TT	FF	FR-YDS	BP	BFG	BXP
Jayson DilManche	8	6	14	0	0-0	1	0	0
Cedric Peerman	11	1	12	0	0-0	0	0	0
Shawn Williams	7	3	10	0	0-0	0	0	0
Vincent Rey	6	4	10	0	0-0	0	0	0
Reggie Nelson	5	1	6	0	0-0	0	0	0
J.K. Schaffer	5	1	6	0	0-0	0	0	0
Orson Charles	4	2	6	0	0-0	0	0	0
Andrew Hawkins	3	0	3	0	0-0	0	0	0
Dre Kirkpatrick	3	0	3	0	0-0	0	0	0
Mike Nugent	3	0	3	0	0-0	0	0	0
Marvin Jones	2	1	3	0	0-0	0	0	0
Chris Lewis-Harris	2	1	3	0	0-0	0	0	0
Alex Smith	2	1	3	0	0-0	0	0	0
Taylor Mays	1	1	2	0	1-0	0	0	0
Michael Boley	0	2	2	0	0-0	0	0	0
Brandon Ghee	1	0	1	0	0-0	0	0	0
Clark Harris	1	0	1	0	0-0	0	0	0
Adam Jones	1	0	1	0	0-0	0	0	0
Jeremy Miles	1	0	1	0	0-0	0	0	0
Ryan Whalen	1	0	1	0	0-0	0	0	0
Tony Dye	0	1	1	0	0-0	0	0	0
Carlos Dunlap	0	0	0	0	0-0	0	2	

2014 STATISTICS

RECORD: 10-5-1

HEAD COACH: MARVIN LEWIS
(BENGALS WERE WILD CARD QUALIFIER; SEE POSTSEASON
PORTION OF TEAM HISTORY SECTION FOR POSTSEASON STATS)

DATE	W-L	SCORE	OPPONENT	ATTENDANCE
9-7	W	23-16	at Baltimore	70,925
9-14	W	24-10	ATLANTA	58,574
9-21	W	33-7	TENNESSEE	56,743
9-28			— BYE —	
10-5	L	17-43	at New England	68,756
10-12	T	37-37 (OT)	CAROLINA	57,053
10-19	L	0-27	at Indianapolis	66,539
10-26	W	27-24	BALTIMORE	55,711
11-2	W	33-23	JACKSONVILLE	60,057
11-6	L	3-24	CLEVELAND	65,871
11-16	W	27-10	at New Orleans	73,073
11-23	W	22-13	at Houston	71,777
11-30	W	14-13	at Tampa Bay	56,340
12-7	L	21-42	PITTSBURGH	65,512
12-14	W	30-0	at Cleveland	67,431
12-22	W	37-28	DENVER	66,107
12-28	L	17-27	at Pittsburgh	64,697

TEAM STATISTICS	BENGALS	OPPONENTS
TOTAL FIRST DOWNS	313	337
Rushing	122	105
Passing	164	197
Penalty	27	35
3rd Down: Made-Att	84-211	79-215
3rd Down Pct.	39.8	36.7
4th Down: Made-Att	7-13	10-19
4th Down Pct.	53.8	52.6
POSSESSION AVG.	30:04	29:56
TOTAL NET YARDS	5568	5749
Avg. Per Game	348.0	359.3
Total Plays	1018	1067
Avg. Per Play	5.5	5.4
NET YARDS RUSHING	2147	1861
Avg. Per Game	134.2	116.3
Total Rushes	492	439
NET YARDS PASSING	3421	3888
Avg. Per Game	213.8	243.0
Sacked-Yards Lost	23-130	20-125
Gross Yards	3551	4013
Att.-Completions	503-323	608-365
Completion Pct.	64.2	60.0
Had Intercepted	17	20
PUNTS-AVG.	73-46.8	75-43.7
Net Punting Avg.	42.1	36.0
PENALTIES-YARDS	102-812	105-876
FUMBLES-BALLS LOST	20-9	15-6
TOUCHDOWNS	40	38
Rushing	19	16
Passing	20	18
Returns	1	4

SCORE BY PERIODS	1	2	3	4	OT	PTS
BENGALS	67	112	90	93	3	365
OPPONENTS	57	65	102	117	3	344

SCORING	TD	TD-R	TD-P	TD-R	K-PAT	FG	S	PTS
Mike Nugent	0	0	0	0	39-39	26-33	0	117
Jeremy Hill	9	9	0	0	—	—	0	54
Giovani Bernard	7	5	2	0	—	—	0	42
A.J. Green	6	0	6	0	—	—	0	36
Mohamed Sanu	5	0	5	0	—	—	0	32
Andy Dalton	5	4	1	0	—	—	0	30
Jermaine Gresham	5	0	5	0	—	—	0	30
Rex Burkhead	1	1	0	0	—	—	0	6
Dre Kirkpatrick	1	0	0	1	—	—	0	6
Brandon Tate	1	0	1	0	—	—	0	6
Geno Atkins	0	0	0	0	—	—	1	2
Taylor Mays	0	0	0	0	—	—	1	2
(team)	0	0	0	0	—	—	1	2
BENGALS	40	19	20	1	39-39	26-33	3	365
OPPONENTS	38	16	18	4	34-34	26-32	0	344

Two-point conversions: Sanu 1 (1 P). BENGALS 1-1 (0-0 R, 1-1 P), OPPONENTS 2-4 (1-2 R, 1-2 P).

Fumbles-lost: Jeremy Hill 5-2, Andy Dalton 3-2, A.J. Green 3-2, Jermaine Gresham 3-0, Brandon Tate 2-1, Jason Campbell 1-1, Dane Sanzenbacher 1-1, Adam Jones 1-0, Cedric Peerman 1-0. BENGALS 20-9, OPPONENTS 15-6.

PASSING	ATT	CMP	YDS	CMP%	YDS/ATT	TD	TD%	INT	INT%	LG	SKD-YDS	RAT
Andy Dalton	481	309	3398	64.2	7.06	19	4.0	17	3.5	811	21-124	83.5
Jason Campbell	19	11	74	57.9	3.89	0	0.0	0	0.0	38	1-0	66.6
Mohamed Sanu	3	3	79	100.0	26.33	1	33.3	0	0.0	50	1-6	158.3
BENGALS	503	323	3551	64.2	7.06	20	4.0	17	3.4	811	23-130	84.2
OPPONENTS	608	365	4013	60.0	6.60	18	3.0	20	3.3	941	20-125	75.8

RUSHING	ATT	YDS	AVG	LG	TD
Jeremy Hill	222	1124	5.1	85t	9
Giovani Bernard	168	680	4.0	89t	5
Andy Dalton	60	169	2.8	20t	4
Mohamed Sanu	7	51	7.3	26	0
Cedric Peerman	15	43	2.9	21	0
James Wright	3	30	10.0	13	0
Rex Burkhead	9	27	3.0	10t	1
Brandon Tate	3	21	7.0	12	0
A.J. Green	2	2	1.0	5	0
Jason Campbell	1	1	1.0	1	0
Ryan Hewitt	1	0	0.0	0	0
Dane Sanzenbacher	1	-1	-1.0	-1	0
BENGALS	492	2147	4.4	89t	19
OPPONENTS	439	1861	4.2	53	16

RECEIVING	REC	YDS	AVG	LG	TD
A.J. Green	69	1041	15.1	81t	6
Jermaine Gresham	62	460	7.4	23	5
Mohamed Sanu	56	790	14.1	76t	5
Giovani Bernard	43	349	8.1	46	2
Jeremy Hill	27	215	8.0	38	0
Brandon Tate	17	193	11.4	50	1
Ryan Hewitt	10	86	8.6	19	0
Dane Sanzenbacher	9	105	11.7	26	0
Rex Burkhead	7	49	7.0	15	0
Greg Little	6	69	11.5	21	0
James Wright	5	91	18.2	30	0
Kevin Brock	5	21	4.2	10	0
Tyler Eifer	3	37	12.3	20	0
Cedric Peerman	3	27	9.0	17	0
Andy Dalton	1	18	18.0	18t	1
BENGALS	323	3551	11.0	81t	20
OPPONENTS	365	4013	11.0	94t	18

INTERCEPTIONS	NO	YDS	AVG	LG	TD
Reggie Nelson	4	30	7.5	31	0
George Iloka	3	58	19.3	28	0
Dre Kirkpatrick	3	32	10.7	30t	1
Adam Jones	3	23	7.7	12	0
Emmanuel Lamur	2	6	3.0	5	0
Dane Sanzenbacher	1	6	6.0	6	0
Rey Mauluga	1	4	4.0	4	0
Terence Newman	1	3	3.0	3	0
Robert Geathers	1	2	2.0	2	0
Leon Hall	1	-3	-3.0	-3	0
BENGALS	20	161	8.1	31	1
OPPONENTS	17	348	20.5	80	2

PUNTING	NO	YDS	AVG	NET	TB	IN-20	LG	BLK.
Kevin Huber	73	3419	46.8	42.1	6	27	69	0
BENGALS	73	3419	46.8	42.1	6	27	69	0
OPPONENTS	75	3277	43.7	36.0	7	19	74	1

PUNT RETURNS	NO	FC	YDS	AVG	LG	TD
Adam Jones	22	1	265	12.0	47	0
Brandon Tate	18	14	174	9.7	49	0
BENGALS	40	15	439	11.0	49	0
OPPONENTS	30	15	226	7.5	71t	1

KICKOFF RETURNS	NO	YDS	AVG	LG	TD
Adam Jones	27	844	31.3	97	0
Brandon Tate	18	397	22.1	31	0
BENGALS	45	1241	27.6	97	0
OPPONENTS	44	1123	25.5	77	0

FIELD GOALS	1-19	20-29	30-39	40-49	50+
Mike Nugent	0-0	6-6	10-12	10-12	0-3
BENGALS	0-0	6-6	10-12	10-12	0-3
OPPONENTS	1-1	7-7	8-9	7-11	3-4

Mike Nugent: (49G, 22G, 28G, 46G, 38G, 45B), (31G, 38WR, 49WL, 55SH), (29G), (52SH, 23G), (44G, 38G, 42G, 36WR), (—), (32G, 33G), (31G), (43G), (22G, 42G), (31G, 49G), (—), (—), (44G, 44G, 34G), (37G, 49G, 23G), (39G, 50WR).

Opponents: (55WR, 38G), (46G), (40WR, 44WR), (48G, 19G, 23G, 47G, 35G), (39G, 38WR, 44G, 36G), (23G, 50G), (45G, 50G, 53G), (25G), (32G, 44WR), (31G), (36G, 25G), (32G, 42G), (22G, 44G), (—), (49WL), (29G, 25G).

USUAL STARTERS			
OFFENSE		DEFENSE	
WR	A.J. Green	LDE	Carlos Dunlap
LOT	Andrew Whitworth	NT	Domata Peko
LG	Clint Boling	DT	Geno Atkins
C	Russell Bodine	RDE	Wallace Gilberry
RG	Kevin Zeitler	SLB	Emmanuel Lamur
ROT	Andre Smith	MLB	Rey Mauluga
TE	Jermaine Gresham	WLB	Vincent Rey
H-B	Ryan Hewitt	LCB	Terence Newman
WR	Mohamed Sanu	RCB	Leon Hall
QB	Andy Dalton	SS	George Iloka
HB	Giovani Bernard	FS	Reggie Nelson
	Jeremy Hill		

DEFENSE*	ST	AT	TT	SKS-YDS	INT-YDS	PD	FF	FR-YDS
Vincent Rey	61	60	121	0-0	0-0	5	0	0-0
Reggie Nelson	60	32	92	1.5-12.5	4-30	13	0	0-0
Emmanuel Lamur	52	38	90	0-0	2-6	7	0	0-0
George Iloka	48	26	74	0-0	3-58	10	0	0-0
Terence Newman	47	24	71	0-0	1-3	14	0	0-0
Leon Hall	48	19	67	0-0	1-(-3)	8	0	0-0
Carlos Dunlap	40	26	66	8-49.5	0-0	5	2	1-0
Adam Jones	51	12	63	0-0	3-23	11	0	1-0
Rey Mauluga	33	26	59	0-0	1-4	4	0	0-0
Wallace Gilberry	19	29	48	1.5-8.5	0-0	2	0	1-0
Domata Peko	26	20	46	1-0	0-0	0	0	0-0
Geno Atkins	20	14	34	3-23.5	0-0	1	1	0-0
Vontaze Burfitt	15	14	29	0-0	0-0	2	1	1-0
Robert Geathers	10	11	21	1-7	1-2	3	0	0-0
Brandon Thompson	10	11	21	1-9	0-0	0	0	0-0
Devon Still	11	8	19	0-0	0-0	0	0	0-0
Dre Kirkpatrick	12	2	14	0-0	3-32	7	0	0-0
Nico Johnson	7	4	11	0-0	0-0	0	0	0-0
Darqueze Dennard	6	1	7	1-3	0-0	1	0	0-0
Jayson DiManche	4	3	7	0-0	0-0	0	0	0-0
Margus Hunt	4	2	6	1-6	0-0	1	0	0-0
Marquis Flowers	3	2	5	0-0	0-0	1	0	0-0
Will Clarke	2	1	3	0-0	0-0	0	0	1-0
Taylor Mays	2	1	3	1-6	0-0	0	0	0-0
Shawn Williams	0	1	1	0-0	0-0	0	0	0-0
Dane Sanzenbacher	0	0	0	0-0	1-6	1	0	0-0

SPECIAL TEAMS*	ST	AT	TT	FF	FR-YDS	BP	BFG	BXP
Cedric Peerman	14	1	15	0	0-0	0	0	0
Darqueze Dennard	8	2	10	0	0-0	0	0	0
Dre Kirkpatrick	8	1	9	0	0-0	0	0	0
Shawn Williams	6	3	9	0	1-0	0	0	0
Taylor Mays	5	1	6	0	0-0	1	0	0
James Wright	5	0	5	1	0-0	0	0	0
Rex Burkhead	1	3	4	0	0-0	0	0	0
Nico Johnson	1	3	4	0	0-0	0	0	0
Chris Carter	2	1	3	0	0-0	0	0	0
Jayson DiManche	2	1	3	1	0-0	0	0	0
Ryan Hewitt	2	1	3	0	0-0	0	0	0
Reggie Nelson	2	1	3	0	0-0	0	0	0
Marquis Flowers	1	2	3	0	0-0	0	0	0
Mike Nugent	1	1	2	0	0-0	0	0	0
Kevin Brock	1	0	1	0	0-0	0	0	0
Clark Harris	1	0	1	0	0-0	0	0	0
Margus Hunt	1	0	1	0	0-0	0	0	0
Emmanuel Lamur	1	0	1	0	0-0	0	0	0
Terence Newman	1	0	1	0	0-0	0	0	0

MISCELLANEOUS DEFENSE*	ST	AT	TT	FF	FR-YDS

2015 STATISTICS

RECORD: 12-4-0

HEAD COACH: MARVIN LEWIS
(BENGALS WON AFC NORTH DIVISION; SEE POSTSEASON
PORTION OF TEAM HISTORY SECTION FOR POSTSEASON STATS)

DATE	W-L	SCORE	OPPONENT	ATTENDANCE
9-13	W	33-13	at Oakland	54,500
9-20	W	24-19	SAN DIEGO	57,579
9-27	W	28-24	at Baltimore	70,970
10-4	W	36-21	KANSAS CITY	57,498
10-11	W	27-24 (OT)	SEATTLE	65,004
10-18	W	34-21	at Buffalo	69,593
10-25			— BYE —	
11-1	W	16-10	at Pittsburgh	64,750
11-5	W	31-10	CLEVELAND	65,816
11-16	L	6-10	HOUSTON	61,381
11-22	L	31-34	at Arizona	64,745
11-29	W	31-7	ST. LOUIS	61,022
12-6	W	37-3	at Cleveland	64,775
12-13	L	20-33	PITTSBURGH	65,564
12-20	W	24-14	at San Francisco	70,799
12-28	L	17-20 (OT)	at Denver	76,868
1-3	W	24-16	BALTIMORE	57,254

TEAM STATISTICS	BENGALS	OPPONENTS
TOTAL FIRST DOWNS	324	307
Rushing	99	74
Passing	191	202
Penalty	34	31
3rd Down: Made-Att	81-201	86-218
3rd Down Pct.	40.3	39.4
4th Down: Made-Att	7-12	9-20
4th Down Pct.	58.3	45.0
POSSESSION AVG.	30:41	29:19
TOTAL NET YARDS	5728	5453
Avg. Per Game	358.0	340.8
Total Plays	1004	1032
Avg. Per Play	5.7	5.3
NET YARDS RUSHING	1805	1477
Avg. Per Game	112.8	92.3
Total Rushes	467	344
NET YARDS PASSING	3923	3976
Avg. Per Game	245.2	248.5
Sacked-Yards Lost	32-181	42-288
Gross Yards	4104	4264
Att.-Completions	505-334	646-415
Completion Pct.	66.1	64.2
Had Intercepted	9	21
PUNTS-AVG.	69-45.2	77-44.8
Net Punting Avg.	69-40.5	77-38.9
PENALTIES-YARDS	111-917	116-1063
FUMBLES-BALLS LOST	18-8	11-7
TOUCHDOWNS	50	29
Rushing	18	8
Passing	31	18
Returns	1	3

SCORE BY PERIODS	1	2	3	4	OT	PTS
BENGALS	90	126	92	108	3	419
OPPONENTS	37	70	76	93	3	279

SCORING	TD	TD-R	TD-P	TD-R1	K-PAT	FG	S	PTS
Mike Nugent	0	0	0	0	48-49	23-28	0	117
Tyler Eifert	13	0	13	0	—	—	0	78
Jeremy Hill	12	11	1	0	—	—	0	74
A.J. Green	10	0	10	0	—	—	0	60
Marvin Jones	4	0	4	0	—	—	0	24
Andy Dalton	3	3	0	0	—	—	0	18
Giovani Bernard	2	2	0	0	—	—	0	12
Mohamed Sanu	2	2	0	0	—	—	0	12
Rex Burkhead	1	0	1	0	—	—	0	6
Leon Hall	1	0	0	1	—	—	0	6
Tyler Kroft	1	0	1	0	—	—	0	6
Brandon Tate	1	0	1	0	—	—	0	6
BENGALS	50	18	31	1	48-49	23-28	0	419
OPPONENTS	29	8	18	3	27-27	26-31	0	279

Two-point conversions: Jeremy Hill 1 (1 R). BENGALS 1-1 (1-1 R, 0-0 P), OPPONENTS 0-2 (0-0 R, 0-2 P).

Fumbles-lost: Andy Dalton 5-2, Jeremy Hill 3-3, Giovani Bernard 2-0, Russell Bodine 2-0, Mohamed Sanu 2-0, Rex Burkhead 1-1, A.J. Green 1-1, AJ McCarron 1-1, Brandon Tate 1-0. BENGALS 18-8, OPPONENTS 11-7.

PASSING	ATT	CMP	YDS	CMP%	YDS/ATT	TD	TD%	INT	INT%	LG	SKD-YDS	RAT
Andy Dalton	386	255	3250	66.1	8.42	25	6.5	7	1.8	80t	20-118	106.3
AJ McCarron	119	79	854	66.4	7.18	6	5.0	2	1.7	66t	12-63	97.1
BENGALS	505	334	4104	66.1	8.13	31	6.1	9	1.8	80t	32-181	104.1
OPPONENTS	646	415	4264	64.2	6.60	18	2.8	21	3.3	64t	42-288	78.9

RUSHING	ATT	YDS	AVG	LG	TD
Jeremy Hill	223	794	3.6	38t	11
Giovani Bernard	154	730	4.7	28	2
Andy Dalton	57	142	2.5	12	3
Mohamed Sanu	10	71	7.1	25t	2
Marvin Jones	5	33	6.6	30	0
AJ McCarron	14	31	2.2	16	0
Rex Burkhead	4	4	1.0	2	0
BENGALS	467	1805	3.9	38t	18
OPPONENTS	344	1477	4.3	69t	8

RECEIVING	REC	YDS	AVG	LG	TD
A.J. Green	86	1297	15.1	80t	10
Marvin Jones	65	816	12.6	47	4
Tyler Eifert	52	615	11.8	31	13
Giovani Bernard	49	472	9.6	45	0
Mohamed Sanu	33	394	11.9	52	0
Jeremy Hill	15	79	5.3	14	1
Tyler Kroft	11	129	11.7	22	1
Rex Burkhead	10	94	9.4	27	1
Ryan Hewitt	8	99	12.4	22	0
Brandon Tate	2	59	29.5	55t	1
Jake Fisher	1	31	31.0	31	0
Mario Alford	1	15	15.0	15	0
C.J. Uzomah	1	4	4.0	4	0
BENGALS	334	4104	12.3	80t	31
OPPONENTS	415	4264	10.3	64t	18

INTERCEPTIONS	NO	YDS	AVG	LG	TD
Reggie Nelson	8	115	14.4	37	0
Adam Jones	3	14	4.7	14	0
Leon Hall	2	19	9.5	19t	1
Vontaze Burfitt	2	16	8.0	16	0
Shawn Williams	2	14	7.0	14	0
Rey Mauluga	1	15	15.0	15	0
Darqueze Dennard	1	10	10.0	10	0
George Iloka	1	0	0.0	0	0
Vincent Rey	1	0	0.0	0	0
Chris Lewis-Harris	0	^1	—	-1	0
BENGALS	21	202	9.6	37	1
OPPONENTS	9	136	15.1	42	1

PUNTING	NO	YDS	AVG	NET	TB	IN-20	LG	BLK.
Kevin Huber	68	3116	45.8	40.5	6	22	67	1
BENGALS	69	3116	45.2	40.5	6	22	67	1
OPPONENTS	77	3449	44.8	38.9	5	25	64	0

PUNT RETURNS	NO	FC	YDS	AVG	LG	TD
Brandon Tate	27	11	171	6.3	18	0
Adam Jones	16	1	179	11.2	35	0
BENGALS	43	12	350	8.1	35	0
OPPONENTS	32	15	203	6.3	21	0

KICKOFF RETURNS	NO	YDS	AVG	LG	TD
Brandon Tate	18	413	22.9	58	0
Adam Jones	10	235	23.5	49	0
Cedric Peerman	4	44	11.0	20	0
Giovani Bernard	1	6	6.0	6	0
Mohamed Sanu	1	2	2.0	2	0
BENGALS	34	700	20.6	58	0
OPPONENTS	46	1041	22.6	35	0

FIELD GOALS	1-19	20-29	30-39	40-49	50+
Mike Nugent	0-0	6-6	5-6	10-13	2-3
BENGALS	0-0	6-6	5-6	10-13	2-3
OPPONENTS	0-0	9-9	6-6	8-12	3-4

Mike Nugent: (32G, 35G), (36WR, 21G), (—), (44LU), (31G, 42G), (47G, 39G), (44G, 45G, 42B, 44G), (28G), (42G, 39G), (43G), (21G), (44G, 40G, 20G), (54SH, 46G, 27G), (22G), (45WR, 52G), (52G).

Opponents: (—), (40G, 32G, 47WL), (50WR, 21G), (22G, 40G, 51G, 34G, 40G, 29G, 51G), (24G), (—), (32G), (27G), (22G), (24G, 32G), (—), (47G, 47B), (42G, 47G, 45G, 31G), (41B), (23G, 45WL, 37G), (28G, 50G, 49G).

USUAL STARTERS

OFFENSE		DEFENSE	
WR	A.J. Green	LDE	Carlos Dunlap
LOT	Andrew Whitworth	NT	Domata Peko
LG	Clint Boling	DT	Geno Atkins
C	Russell Bodine	RDE	Michael Johnson
RG	Kevin Zeitler	SLB	A.J. Hawk
ROT	Andre Smith	MLB	Rey Mauluga
TE	Tyler Eifert	WLB	Vontaze Burfitt
H-B	Ryan Hewitt		Vincent Rey
WR	Marvin Jones	LCB	Dre Kirkpatrick
QB	Andy Dalton	RCB	Adam Jones
HB	Jeremy Hill	SS	George Iloka
		FS	Reggie Nelson

DEFENSE*	ST	AT	TT	SKS-YDS	INT-YDS	PD	FF	FR-YDS
Vincent Rey	62	33	95	1-8	1-0	5	0	0-0
Rey Mauluga	43	32	75	0-0	1-15	3	0	1-0
Vontaze Burfitt	57	17	74	1-10	2-16	5	0	0-0
Reggie Nelson	50	22	72	0-0	8-115	14	0	2-25
Dre Kirkpatrick	63	7	70	0-0	0-0	16	0	0-0
Adam Jones	53	9	62	1-1	3-14	12	1	0-0
Leon Hall	44	11	55	0-0	2-19	9	0	0-0
Carlos Dunlap	37	18	55	13.5-91.5	0-0	1	2	1-21
George Iloka	35	12	47	0-0	1-0	4	0	0-0
Geno Atkins	31	11	42	11-86	0-0	0	1	0-0
Michael Johnson	29	13	42	5-42	0-0	2	3	1-0
Domata Peko	17	18	35	5-32	0-0	1	0	0-0
Emmanuel Lamur	20	12	32	0.5-4	0-0	3	1	0-0
Shawn Williams	22	6	28	0-0	2-14	5	0	0-0
A.J. Hawk	16	8	24	1-8	0-0	0	0	0-0
Wallace Gilberry	16	7	23	2-4	0-0	1	1	0-0
Darqueze Dennard	12	4	16	0-0	1-10	3	0	0-0
Pat Sims	4	12	16	0-0	0-0	0	0	0-0
Josh Shaw	13	2	15	0-0	0-0	1	0	0-0
Brandon Thompson	4	4	8	0.5-0	0-0	0	0	0-0
Chris Carter	4	2	6	0-0	0-0	0	0	1-0
P.J. Dawson	3	2	5	0-0	0-0	1	0	0-0
Will Clarke	3	1	4	0.5-1.5	0-0	1	0	0-0
Chris Lewis-Harris	3	0	3	0-0	0-(-1)	0	0	0-0
Troy Hill	2	1	3	0-0	0-0	0	0	0-0
Cedric Peerman	2	0	2	0-0	0-0	0	1	0-0
Margus Hunt	1	1	2	0-0	0-0	0	0	0-0

SPECIAL TEAMS*	ST	AT	TT	FF	FR-YDS	BP	BFG	BXP
Cedric Peerman	13	4	17	0	0-0	0	0	0
Rex Burkhead	6	5	11	0	0-0	0	0	0
Tyler Kroft	4	6	10	0	0-0	0	0	0
Emmanuel Lamur	7	1	8	0	1-0	0	0	0
Josh Shaw	4	4	8	0	0-0	0	0	0
P.J. Dawson	4	3	7	0	0-0	0	0	0
Clark Harris	4	1	5	0	0-0	0	0	0
Reggie Nelson	2	3	5	0	0-0	0	0	0
Chris Carter	3	1	4	0	0-0	0	0	0
Shawn Williams	3	1	4	0	0-0	0	0	0
Darqueze Dennard	2	2	4	0	0-0	0	0	0
Derron Smith	0	4	4	0	0-0	0	0	0
Troy Hill	3	0	3	0	0-0	0	0	0
Vincent Rey	2	1	3	0	0-0	0	0	0
C.J. Uzomah	1	1	2	0	0-0	0	0	0
Kevin Huber	1	0	1	0	0-0	0	0	0
Mike Nugent	1	0	1	0	0-0	0	0	0
Chris Lewis-Harris	1	0	1	0	0-0	0	0	0
Brandon Tate	0	1	1	0	0-0	0	0	0
Carlos Dunlap	0	0	0	0	0-0	0	2	0

MISCELLANEOUS DEFENSE*	ST	AT	TT	FF	FR-YDS
Marvin Jones	3	1	4	0	0-0
A.J. Green	2	0	2	0	0-0
Ryan Hewitt	2	0	2	0	0-0
Andy Dalton	1	1	2	0	0-0
Tyler Eifert	1	1	2	0	0-0
Mohamed Sanu	1	0	1	0	0

2016 STATISTICS

RECORD: 6-9-1

HEAD COACH: MARVIN LEWIS

DATE	W-L	SCORE	OPPONENT	ATTENDANCE
9-11	W	23-22	at N.Y. Jets	78,160
9-18	L	16-24	at Pittsburgh	65,072
9-25	L	17-29	DENVER	63,850
9-29	W	22-7	MIAMI	60,834
10-9	L	14-28	at Dallas	91,653
10-16	L	17-35	at New England	66,829
10-23	W	31-17	CLEVELAND	65,047
10-30	T	27-27 (OT)	VS. WASHINGTON	84,488
11-6			— BYE —	
11-14	L	20-21	at N.Y. Giants	76,218
11-20	L	12-16	BUFFALO	61,356
11-27	L	14-19	at Baltimore	70,903
12-4	W	32-14	PHILADELPHIA	55,456
12-11	W	23-10	at Cleveland	60,028
12-18	L	20-24	PITTSBURGH	62,096
12-24	L	10-12	at Houston	71,836
1-1	W	27-10	BALTIMORE	54,944

TEAM STATISTICS	BENGALS	OPPONENTS
TOTAL FIRST DOWNS	341	327
Rushing	100	95
Passing	204	196
Penalty	37	36
3rd Down: Made-Att	82-210	86-217
3rd Down Pct.	39.0	39.6
4th Down: Made-Att	7-9	9-19
4th Down Pct.	77.8	47.4
POSSESSION AVG.	29:52	30:08
TOTAL NET YARDS	5711	5612
Avg. Per Game	356.9	350.8
Total Plays	1050	1038
Avg. Per Play	5.4	5.4
NET YARDS RUSHING	1769	1812
Avg. Per Game	110.6	113.3
Total Rushes	446	412
NET YARDS PASSING	3942	3800
Avg. Per Game	246.4	237.5
Sacked-Yards Lost	41-264	33-185
Gross Yards	4206	3985
Att.-Completions	563-364	593-374
Completion Pct.	64.7	63.1
Had Intercepted	8	17
PUNTS-AVERAGE	78-46.3	74-45.0
Net Punting Yards	78-39.5	74-40.9
PENALTIES-YARDS	88-726	105-950
FUMBLES-BALLS LOST	20-9	12-3
TOUCHDOWNS	35	34
Rushing	17	12
Passing	18	22
Returns	0	0

SCORE BY PERIODS	1	2	3	4	OT	PTS
BENGALS	97	94	69	65	0	325
OPPONENTS	71	81	69	94	0	315

SCORING	TD	TD-R	TD-P	TD-R	K-PAT	FG	S	PTS
Mike Nugent	0	0	0	0	23-29	23-29	0	92
Jeremy Hill	9	9	0	0	—	—	0	54
Brandon LaFell	6	0	6	0	—	—	0	36
Randy Bullock	0	0	0	0	6-6	5-6	0	21
Tyler Eifert	5	0	5	0	—	—	0	30
Andy Dalton	4	4	0	0	—	—	0	24
A.J. Green	4	0	4	0	—	—	0	24
Giovani Bernard	3	2	1	0	—	—	0	18
Rex Burkhead	2	2	0	0	—	—	0	12
Tyler Boyd	1	0	1	0	—	—	0	6
C.J. Uzomah	1	0	1	0	—	—	0	6
(team)	0	0	0	0	—	—	1	2
BENGALS	35	17	18	0	29-35	28-35	1	325
OPPONENTS	34	12	22	0	28-32	27-31	1	315

Two-point conversions: None. BENGALS 0-0 (0-0 R, 0-0 P), OPPONENTS 0-2 (0-1 R, 0-1 P).

Fumbles-lost: Andy Dalton 9-3, Adam Jones 3-1, Alex Erickson 3-0, Giovani Bernard 1-1, Tyler Boyd 1-1, Rex Burkhead 1-1, Jake Fisher 1-1, Shawn Williams 1-1. BENGALS 20-9, OPPONENTS 12-3.

PASSING	ATT	CMP	YDS	CMP%	YDS/ATT	TD	TD%	INT	INT%	LG	SKD-YDS	RAT
Andy Dalton	563	364	4206	64.7	7.47	18	3.2	8	1.4	86t	41-264	91.8
BENGALS	563	364	4206	64.7	7.47	18	3.2	8	1.4	86t	41-264	91.8
OPPONENTS	593	374	3985	63.1	6.72	22	3.7	17	2.9	74t	33-185	83.1

RUSHING	ATT	YDS	AVG	LG	TD
Jeremy Hill	222	839	3.8	74t	9
Rex Burkhead	74	344	4.6	17	2
Giovani Bernard	91	337	3.7	17	2
Andy Dalton	46	184	4.0	15	4
Tyler Boyd	4	58	14.5	39	0
Cedric Peerman	6	15	2.5	4	0
Brandon LaFell	1	-2	-2.0	-2	0
James Wright	2	-6	-3.0	2	0
BENGALS	446	1769	4.0	74t	17
OPPONENTS	412	1812	4.4	60t	12

RECEIVING	REC	YDS	AVG	LG	TD
A.J. Green	66	964	14.6	54t	4
Brandon LaFell	64	862	13.5	86t	6
Tyler Boyd	54	603	11.2	30	1
Giovani Bernard	39	336	8.6	32	1
Tyler Eifert	29	394	13.6	71	5
C.J. Uzomah	25	234	9.4	54	1
Jeremy Hill	21	174	8.3	25	0
Cody Core	17	200	11.8	50	0
Rex Burkhead	17	145	8.5	18	0
James Wright	13	106	8.2	15	0
Tyler Kroft	10	92	9.2	21	0
Alex Erickson	6	71	11.8	20	0
Ryan Hewitt	2	13	6.5	8	0
Jake Fisher	1	12	12.0	12	0
BENGALS	364	4206	11.6	86t	18
OPPONENTS	374	3985	10.7	74t	22

INTERCEPTIONS	NO	YDS	AVG	LG	TD
George Iloka	3	21	7.0	21	0
Dre Kirkpatrick	3	21	7.0	21	0
Shawn Williams	3	14	4.7	13	0
Vontaze Burfict	2	54	27.0	47	0
Chris Lewis-Harris	1	11	11.0	11	0
Rey Mauluga	1	9	9.0	9	0
Vincent Rey	1	6	6.0	6	0
Adam Jones	1	2	2.0	2	0
KeiVarae Russell	1	0	0.0	0	0
Josh Shaw	1	0	0.0	0	0
BENGALS	17	138	8.1	47	0
OPPONENTS	8	92	11.5	49	0

PUNTING	NO	YDS	AVG	NET	TB	IN-20	LG	BLK.
Kevin Huber	78	3613	46.3	39.5	8	23	72	0
BENGALS	78	3613	46.3	39.5	8	23	72	0
OPPONENTS	74	3333	45.0	40.9	3	35	68	0

PUNT RETURNS	NO	FC	YDS	AVG	LG	TD
Alex Erickson	28	19	195	7.0	24	0
Adam Jones	10	0	51	5.1	15	0
BENGALS	38	19	246	6.5	24	0
OPPONENTS	38	20	369	9.7	28	0

KICKOFF RETURNS	NO	YDS	AVG	LG	TD
Alex Erickson	29	810	27.9	84	0
Rex Burkhead	6	114	19.0	26	0
Adam Jones	4	79	19.8	23	0
BENGALS	39	1003	25.7	84	0
OPPONENTS	40	891	22.3	65	0

FIELD GOALS	1-19	20-29	30-39	40-49	50+
Mike Nugent	0-0	9-9	9-10	5-7	0-3
Randy Bullock	0-0	4-4	0-0	1-2	0-0
BENGALS	0-0	13-13	9-10	6-9	0-3
OPPONENTS	0-0	9-10	5-6	9-9	4-6

Mike Nugent: (33G, 21G, 52WR, 47G), (25G, 33G, 21G), (34G), (42G, 22G, 43G, 22G, 47G), (50WL), (25G), (40WR, 36G, 45RU), (51WL), (25G, 38G), (—), (23G, 36G), (32G, 33G, 26G, 38G), (36WR, 44G), (—), (—).

Randy Bullock: (—), (—), (—), (—), (—), (—), (—), (—), (—), (—), (—), (—), (—), (23G, 22G), (43G, 43WR), (23G, 24G).

Opponents: (22B, 45G, 20G, 23G), (49G), (20G), (—), (—), (46G, 31G), (28G), (20G, 55SH, 40G, 34WL), (—), (26G, 54G, 20G), (52G, 57G, 54G, 36G), (51RU), (30G), (45G, 49G, 49G, 40G, 49G, 30G), (25G, 22G), (30G).

USUAL STARTERS

OFFENSE		DEFENSE	
WR	A.J. Green	LDE	Carlos Dunlap
LOT	Andrew Whitworth	NT	Domata Peko
LG	Clint Boling	DT	Geno Atkins
C	Russell Bodine	RDE	Michael Johnson
RG	Kevin Zeitler	LB	Vincent Rey
ROT	Cedric Ogbuehi	LB	Vontaze Burfict
TE	Tyler Kroft	NDB	Josh Shaw
H-B	Ryan Hewitt	LCB	Dre Kirkpatrick
WR	Brandon LaFell	RCB	Adam Jones
QB	Andy Dalton	SS	Shawn Williams
HB	Jeremy Hill	FS	George Iloka

DEFENSE*	ST	AT	TT	SKS-YDS	INT-YDS	PD	FF	FR-YDS
Karlos Dansby	69	45	114	1-0	0-0	6	0	1-0
Vontaze Burfict	73	28	101	2-11	2-54	8	1	0-0
Shawn Williams	59	22	81	1-4	3-14	5	0	0-0
Vincent Rey	48	31	79	0-0	1-6	7	0	1-10
George Iloka	48	25	73	0-0	3-21	7	0	0-0
Adam Jones	54	12	66	0-0	1-2	7	1	0-0
Carlos Dunlap	30	19	49	8-45	0-0	15	3	0-0
Josh Shaw	31	16	47	0-0	1-0	3	0	0-0
Dre Kirkpatrick	35	11	46	0-0	3-21	10	0	0-0
Michael Johnson	32	13	45	3.5-19	0-0	3	0	0-0
Darqueze Dennard	28	13	41	0-0	0-0	1	0	0-0
Domata Peko	17	20	37	0-0	0-0	3	0	1-0
Pat Sims	15	22	37	1.5-6.5	0-0	0	0	0-0
Geno Atkins	21	11	32	9-63	0-0	0	0	0-0
Rey Mauluga	17	10	27	0-0	1-9	2	0	0-0
Will Clarke	10	5	15	4-15	0-0	1	0	0-0
Nick Vigil	11	3	14	0-0	0-0	1	0	0-0
Margus Hunt	7	7	14	0-0	0-0	2	0	0-0
Wallace Gilberry	8	2	10	2.5-20.5	0-0	0	0	0-0
Derron Smith	3	4	7	0-0	0-0	1	0	0-0
Chris Lewis-Harris	3	1	4	0-0	1-11	2	0	0-0
Clayton Fejedelem	3	0	3	0-0	0-0	0	0	0-0
DeShawn Williams	1	1	2	0.5-1	0-0	0	0	0-0
KeiVarae Russell	0	0	0	0-0	1-0	1	0	0-0

SPECIAL TEAMS*	ST	AT	TT	FF	FR-YDS	BP	BFG	BXP
Rex Burkhead	7	5	12	1	0-0	0	0	0
James Wright	4	7	11	0	0-0	0	0	0
Josh Shaw	7	2	9	0	0-0	0	0	0
Marquis Flowers	8	0	8	0	0-0	0	0	0
Tyler Kroft	5	2	7	0	0-0	0	0	0
Clayton Fejedelem	4	3	7	0	0-0	0	0	0
Nick Vigil	4	3	7	0	0-0	0	0	0
Vincent Rey	3	4	7	0	0-0	0	0	0
Darqueze Dennard	4	2	6	0	0-0	0	0	0
Clark Harris	3	3	6	0	0-0	0	0	0
Margus Hunt	2	1	3	0	0-0	0	1	2
Cedric Peerman	2	1	3	0	0-0	0	0	0
Chykie Brown	2	0	2	0	0-0	0	0	0
Ryan Hewitt	2	0	2	0	0-0	0	0	0
Mike Nugent	1	1	2	0	0-0	0	0	0
Randy Bullock	1	0	1	0	0-0	0	0	0
P.J. Dawson	1	0	1	0	0-0	0	0	0
George Iloka	1	0	1	0	0-0	0	0	0
Trevor Roach	1	0	1	0	0-0	0	0	0
KeiVarae Russell	1	0	1	0	0-0	0	0	0
Derron Smith	1	0	1	0	0-0	0	0	0
Cody Core	0	1	1	0	0-0	0	0	0

MISCELLANEOUS DEFENSE*	ST	AT	TT	FF	FR-YDS
Giovani Bernard	3	0	3	0	0-0
Andrew Whitworth	2	0	2	0	0-0
Clint Boling	1	0	1	0	0-0
Tyler Boyd	1	0	1	0	0-0
Rex Burkhead	1	0	1	0	0-0
Andy Dalton	1	0	1	0	0-0
Tyler Eifert	1	0	1	0	0-0
Ryan Hewitt	1	0	1	0	

OFFENSE/DEFENSE - YEAR-BY-YEAR TOTALS

OFFENSE							DEFENSE						
YEAR	PLAYS	FIRST DOWNS	NET YDS RUSH	NET YDS PASS	TOTAL NET YDS	PTS	YEAR	PLAYS	FIRST DOWNS	NET YDS RUSH	NET YDS PASS	TOTAL NET YDS	PTS
1968	772	171	1807	1619	3426	215	1968	916	275	2097	2620	4717	329
1969	728	172	1523	2345	3868	280	1969	935	278	2651	2686	5337	367
1970	831	210	2057	1870	3927	312	1970	874	236	1543	2635	4178	255
1971	867	236	2142	2124	4266	284	1971	811	213	1778	2128	3906	265
1972	899	255	1996	2321	4317	299	1972	794	207	1815	1737	3552	229
1973	871	252	2236	2276	4512	286	1973	840	219	1807	1898	3705	231
1974	835	260	1978	2511	4489	283	1974	892	256	2152	1790	3942	259
1975	966	295	1819	3241	5060	340	1975	889	241	2194	1729	3923	246
1976	878	238	2109	2191	4300	335	1976	930	234	1912	1758	3670	210
1977	904	248	1861	2333	4194	238	1977	901	253	1897	2227	4124	235
1978	1034	271	2131	2741	4872	252	1978	1036	269	2396	2236	4632	284
1979	1049	289	2329	2310	4639	337	1979	1052	334	2219	3692	5911	421
1980	1060	283	2069	2815	4884	244	1980	995	286	1680	3124	4804	312
1981	1078	361	1973	3995	5968	421	1981	1055	324	1881	3408	5289	304
1982	606	207	949	2339	3288	232	1982	551	170	850	2043	2893	177
1983	1036	327	2104	3183	5287	346	1983	973	276	1499	2828	4327	302
1984	1081	339	2179	3301	5480	339	1984	1034	322	1868	3391	5259	339
1985	1062	344	2183	3717	5900	441	1985	1019	337	1999	3664	5663	437
1986	1046	348	2533	3957	6490	409	1986	1051	336	2122	3152	5274	394
1987	1045	319	2164	3213	5377	285	1987	937	286	1641	3056	4697	370
1988	985	351	2710	3347	6057	448	1988	1059	322	2048	3134	5182	329
1989	1083	348	2483	3618	6101	404	1989	997	280	2162	3135	5297	285
1990	943	277	2120	2943	5063	360	1990	1010	308	2085	3520	5605	352
1991	993	286	1811	3158	4969	263	1991	980	308	1662	3990	5652	435
1992	934	248	1976	1943	3919	274	1992	1024	319	2007	3326	5333	364
1993	986	239	1511	2541	4052	187	1993	1000	306	2220	2798	5018	319
1994	990	267	1556	3236	4792	276	1994	1053	310	1906	3248	5154	406
1995	975	288	1439	3753	5192	349	1995	1127	355	2104	4245	6349	374
1996	1088	332	1793	3432	5225	372	1996	1047	317	1643	3826	5469	369
1997	1002	310	1966	3316	5282	355	1997	1091	351	2223	3459	5682	405
1998	979	271	1639	3185	4824	268	1998	992	310	2612	3151	5763	452
1999	1039	293	2051	3226	5277	283	1999	1011	316	1699	3798	5497	460
2000	1001	254	2314	1946	4260	185	2000	1068	307	1925	3562	5487	359
2001	1071	294	1712	3088	4800	226	2001	1013	281	1675	3157	4832	309
2002	1054	315	1730	3476	5206	279	2002	976	315	2003	3262	5265	456
2003	1038	313	1987	3342	5329	346	2003	999	320	2218	3402	5620	384
2004	1004	286	1839	3301	5140	374	2004	1031	303	2062	3303	5365	372
2005	1018	342	1910	3820	5730	421	2005	976	321	1850	3569	5419	350
2006	994	313	1629	3833	5462	373	2006	1038	337	1863	3818	5681	331
2007	1008	320	1556	4012	5568	380	2007	1011	313	1893	3687	5580	385
2008	984	245	1520	2406	3926	204	2008	1013	296	1921	3287	5208	364
2009	1011	295	2056	2890	4946	305	2009	980	276	1573	3249	4822	291
2010	1046	317	1522	3767	5289	322	2010	957	290	1843	3469	5312	395
2011	1015	285	1778	3340	5118	344	2011	1009	284	1675	3385	5060	323
2012	1016	292	1745	3578	5323	391	2012	1034	307	1715	3400	5115	320
2013	1097	330	1755	4136	5891	430	2013	1042	282	1544	3344	4888	305
2014	1018	313	2147	3421	5568	365	2014	1067	337	1861	3888	5749	344
2015	1004	324	1805	3923	5728	419	2015	1032	307	1477	3976	5453	279
2016	1050	341	1769	3942	5711	325	2016	1038	327	1812	3800	5612	315

OFFENSE/DEFENSE — YEAR-BY-YEAR RANKINGS

OFFENSE				DEFENSE			
YEAR	TOTAL	RUSH	PASS	YEAR	TOTAL	RUSH	PASS
1968 (AFL/10 teams)	8 (244.7)	3 (129.1)	9 (115.6)	1968 (AFL/10 teams)	8 (336.9)	9 (149.8)	6 (187.1)
1969 (AFL/10 teams)	7 (276.3)	7 (108.8)	T-7 (167.5)	1969 (AFL/10 teams)	10 (381.2)	10 (189.4)	7 (191.9)
1970 (26 teams)	16 (280.5)	4 (146.9)	21 (133.6)	1970 (26 teams)	20 (298.4)	9 (110.2)	25 (188.2)
1971 (26 teams)	6 (304.7)	6 (153.0)	T-14 (151.7)	1971 (26 teams)	12 (279.0)	13 (127.0)	13 (152.0)
1972 (26 teams)	9 (308.4)	14 (142.6)	9 (165.8)	1972 (26 teams)	3 (253.7)	12 (129.6)	4 (124.1)
1973 (26 teams)	5 (322.3)	7 (159.7)	8 (162.6)	1973 (26 teams)	8 (264.6)	8 (129.1)	13 (135.6)
1974 (26 teams)	4 (320.6)	12 (141.3)	4 (179.4)	1974 (26 teams)	11 (281.6)	22 (153.7)	4 (127.9)
1975 (26 teams)	2 (361.4)	17 (129.9)	*1 (231.5)	1975 (26 teams)	7 (280.2)	18 (156.7)	2 (123.5)
1976 (28 teams)	15 (307.1)	15 (150.6)	13 (156.5)	1976 (28 teams)	5 (262.1)	11 (136.6)	3 (125.6)
1977 (28 teams)	13 (299.6)	T-18 (132.9)	7 (166.6)	1977 (28 teams)	21 (294.6)	13 (135.5)	23 (159.1)
1978 (28 teams)	11 (304.5)	18 (133.2)	10 (171.3)	1978 (28 teams)	10 (289.5)	T-19 (149.8)	3 (139.8)
1979 (28 teams)	23 (289.9)	11 (145.6)	24 (144.4)	1979 (28 teams)	28 (369.4)	16 (138.7)	27 (230.8)
1980 (28 teams)	19 (305.3)	12 (129.3)	21 (175.9)	1980 (28 teams)	9 (300.3)	4 (105.0)	13 (195.3)
1981 (28 teams)	2 (373.0)	17 (123.3)	3 (249.7)	1981 (28 teams)	12 (330.6)	9 (117.6)	22 (213.0)
1982 (28 teams)	2 (365.3)	20 (105.4)	3 (259.9)	1982 (28 teams)	18 (321.4)	3 (94.4)	22 (227.0)
1983 (28 teams)	14 (330.4)	16 (131.5)	14 (198.9)	1983 (28 teams)	*1 (270.4)	T-2 (93.7)	3 (176.8)
1984 (28 teams)	5 (342.5)	T-6 (136.2)	T-13 (206.3)	1984 (28 teams)	13 (328.7)	11 (116.8)	18 (211.9)
1985 (28 teams)	3 (368.8)	12 (136.4)	4 (232.3)	1985 (28 teams)	22 (353.9)	15 (124.9)	24 (229.0)
1986 (28 teams)	*1 (405.6)	2 (158.3)	3 (247.3)	1986 (28 teams)	20 (329.6)	22 (132.6)	10 (197.0)
1987 (28 teams)	5 (358.5)	4 (144.3)	9 (214.2)	1987 (28 teams)	8 (313.1)	8 (109.4)	14 (203.7)
1988 (28 teams)	*1 (378.6)	*1 (169.4)	11 (209.2)	1988 (28 teams)	15 (323.9)	18 (128.0)	10 (195.9)
1989 (28 teams)	3 (381.3)	*1 (155.2)	7 (226.1)	1989 (28 teams)	7 (331.1)	10 (135.1)	9 (195.9)
1990 (28 teams)	9 (316.4)	5 (132.5)	15 (183.9)	1990 (28 teams)	25 (350.3)	22 (130.3)	26 (220.0)
1991 (28 teams)	14 (310.6)	12 (113.2)	11 (197.4)	1991 (28 teams)	28 (353.3)	13 (103.9)	28 (249.4)
1992 (28 teams)	26 (244.9)	8 (123.5)	27 (121.4)	1992 (28 teams)	26 (333.3)	24 (125.4)	25 (207.9)
1993 (28 teams)	27 (253.3)	24 (94.4)	27 (158.8)	1993 (28 teams)	16 (313.6)	27 (138.8)	2 (174.9)
1994 (28 teams)	18 (299.5)	18 (97.3)	18 (202.3)	1994 (28 teams)	15 (322.1)	23 (119.1)	9 (203.0)
1995 (30 teams)	17 (324.5)	24 (89.9)	11 (234.6)	1995 (30 teams)	30 (396.8)	26 (131.5)	29 (265.3)
1996 (30 teams)	10 (326.6)	13 (112.1)	12 (214.5)	1996 (30 teams)	25 (341.8)	12 (102.7)	29 (239.1)
1997 (30 teams)	10 (330.1)	9 (122.9)	13 (207.3)	1997 (30 teams)	28 (355.1)	29 (138.9)	21 (216.2)
1998 (30 teams)	17 (301.5)	19 (102.4)	17 (199.1)	1998 (30 teams)	28 (360.2)	30 (163.3)	12 (196.9)
1999 (31 teams)	15 (329.8)	T-6 (128.2)	23 (201.6)	1999 (31 teams)	25 (343.6)	16 (106.2)	28 (237.4)
2000 (31 teams)	29 (266.3)	2 (144.6)	31 (121.6)	2000 (31 teams)	22 (342.9)	24 (120.3)	23 (222.6)
2001 (31 teams)	23 (300.0)	T-18 (107.0)	23 (193.0)	2001 (31 teams)	9 (302.0)	11 (104.7)	12 (197.3)
2002 (32 teams)	18 (325.4)	21 (108.1)	13 (217.3)	2002 (32 teams)	17 (329.1)	22 (125.2)	13 (203.9)
2003 (32 teams)	13 (333.1)	13 (124.2)	12 (208.9)	2003 (32 teams)	28 (351.3)	T-25 (138.6)	24 (212.6)
2004 (32 teams)	18 (321.3)	17 (114.9)	17 (206.3)	2004 (32 teams)	19 (335.3)	26 (128.9)	13 (206.4)
2005 (32 teams)	6 (358.1)	11 (119.4)	5 (238.8)	2005 (32 teams)	28 (338.7)	20 (115.6)	26 (223.1)
2006 (32 teams)	8 (341.4)	26 (101.8)	6 (239.6)	2006 (32 teams)	30 (355.1)	15 (116.4)	T-31 (238.6)
2007 (32 teams)	10 (348.0)	24 (97.3)	7 (250.8)	2007 (32 teams)	27 (348.8)	21 (118.3)	26 (230.4)
2008 (32 teams)	32 (245.4)	29 (95.0)	30 (150.4)	2008 (32 teams)	12 (325.5)	21 (120.1)	15 (205.4)
2009 (32 teams)	24 (309.1)	9 (128.5)	26 (180.6)	2009 (32 teams)	4 (301.4)	7 (98.3)	6 (203.1)
2010 (32 teams)	20 (330.6)	27 (95.1)	13 (235.4)	2010 (32 teams)	15 (332.0)	19 (115.2)	T-14 (216.8)
2011 (32 teams)	20 (319.9)	19 (111.1)	20 (208.8)	2011 (32 teams)	7 (316.3)	10 (104.7)	9 (211.6)
2012 (32 teams)	22 (332.7)	18 (109.1)	17 (223.6)	2012 (32 teams)	6 (319.7)	12 (107.2)	7 (212.5)
2013 (32 teams)	10 (368.2)	18 (109.7)	8 (258.5)	2013 (32 teams)	3 (305.5)	5 (96.5)	5 (209.0)
2014 (32 teams)	15 (348.0)	6 (134.2)	21 (213.8)	2014 (32 teams)	22 (359.3)	20 (116.3)	20 (243.0)
2015 (32 teams)	15 (358.0)	13 (112.8)	15 (245.2)	2015 (32 teams)	11 (340.8)	7 (92.3)	20 (248.5)
2016 (32 teams)	13 (356.9)	13 (110.6)	15 (246.4)	2016 (32 teams)	17 (350.8)	21 (113.3)	11 (237.5)

*Rankings based on average yards per game.
T — tied; * — led league.*

YEAR-BY-YEAR INDIVIDUAL LEADERS

SCORING							
YEAR PLAYER	TD	TD-R	TD-P	TD-Rt	PAT	FG	S PTS
1968 Dale Livingston.....	0	0	0	20-20	13-26	0	59
1969 Horst Muhlmann.....	0	0	0	32-33	16-24	0	80
1970 Horst Muhlmann.....	0	0	0	33-33	25-37	0	108
1971 Chris Bahr.....	0	0	0	31-31	20-36	0	91
1972 Horst Muhlmann.....	0	0	0	30-31	27-40	0	111
1973 Horst Muhlmann.....	0	0	0	31-32	21-31	0	94
1974 Horst Muhlmann.....	0	0	0	32-35	11-18	0	65
1975 Dave Green.....	0	0	0	40-45	10-21	0	70
1976 Chris Bahr.....	0	0	0	39-42	14-27	0	81
1977 Chris Bahr.....	0	0	0	25-26	19-27	0	82
1978 Chris Bahr.....	0	0	0	26-29	16-30	0	74
1979 Pete Johnson.....	15	14	1	—	—	0	90
1980 Ian Sunter.....	0	0	0	15-15	11-20	0	48
1981 Jim Breech.....	0	0	0	49-51	22-32	0	115
1982 Jim Breech.....	0	0	0	25-26	14-18	0	67
1983 Jim Breech.....	0	0	0	39-41	16-23	0	87
1984 Jim Breech.....	0	0	0	37-37	22-31	0	103
1985 Jim Breech.....	0	0	0	48-50	24-33	0	120
1986 Jim Breech.....	0	0	0	50-51	17-32	0	101
1987 Jim Breech.....	0	0	0	25-27	24-30	0	97
1988 Ickey Woods.....	15	15	0	—	—	0	90
1989 Jim Breech.....	0	0	0	37-38	12-14	0	73
1990 Jim Breech.....	0	0	0	41-44	17-21	0	92
1991 Jim Breech.....	0	0	0	27-27	23-29	0	96
1992 Jim Breech.....	0	0	0	31-31	19-27	0	88
1993 Doug Pelfrey.....	0	0	0	13-16	24-31	0	85
1994 Doug Pelfrey.....	0	0	0	24-25	28-33	0	108
1995 Doug Pelfrey.....	0	0	0	34-34	29-36	0	121
1996 Doug Pelfrey.....	0	0	0	41-41	23-28	0	110
1997 Doug Pelfrey.....	0	0	0	41-43	12-16	0	77
1998 Doug Pelfrey.....	0	0	0	21-21	19-27	0	78
1999 Doug Pelfrey.....	0	0	0	27-27	18-27	0	81
2000 Neil Rackers.....	0	0	0	21-21	12-21	0	57
2001 Corey Dillon.....	13	10	3	—	—	0	78
2002 Neil Rackers.....	0	0	0	30-32	15-18	0	75
2003 Shayne Graham.....	0	0	0	40-40	22-25	0	106
2004 Shayne Graham.....	0	0	0	41-41	27-31	0	122
2005 Shayne Graham.....	0	0	0	47-47	28-32	0	131
2006 Shayne Graham.....	0	0	0	40-42	25-30	0	115
2007 Shayne Graham.....	0	0	0	37-37	31-34	0	130
2008 Shayne Graham.....	0	0	0	15-15	21-24	0	78
2009 Shayne Graham.....	0	0	0	28-29	23-28	0	97
2010 Mike Nugent.....	0	0	0	17-17	15-19	0	62
2011 Mike Nugent.....	0	0	0	33-34	33-38	0	132
2012 Mike Nugent.....	0	0	0	35-35	19-23	0	92
2013 Mike Nugent.....	0	0	0	52-53	18-22	0	106
2014 Mike Nugent.....	0	0	0	39-39	26-33	0	117
2015 Mike Nugent.....	0	0	0	48-49	23-28	0	117
2016 Mike Nugent.....	0	0	0	23-29	23-29	0	92

PASSING												
YEAR PLAYER	ATT	CMP	YDS	CMP%	YDS/ATT	TD	TD%	INT	INT%	LG	SKD-YDS	RAT
1968 John Stofa.....	177	85	896	48.0	5.06	5	2.8	5	2.8	60	17-140	60.8
1969 Greg Cook.....	197	106	1854	53.8	9.41	15	7.6	11	5.6	78t	29-195	88.3
1970 Virgil Carter.....	278	143	1647	51.4	5.92	9	3.2	9	3.2	56t	21-154	66.9
1971 Virgil Carter.....	222	138	1624	62.2	7.32	10	4.5	7	3.2	90t	13-122	86.2
1972 Ken Anderson.....	301	171	1918	56.8	6.37	7	2.3	7	2.3	65t	18-155	74.0
1973 Ken Anderson.....	329	179	2428	54.4	7.38	18	5.5	12	3.6	78t	24-163	81.2
1974 Ken Anderson.....	328	213	2667	64.9	8.13	18	5.5	10	3.0	77t	36-292	95.7
1975 Ken Anderson.....	377	228	3169	60.5	8.41	21	5.6	11	2.9	55	32-247	93.9
1976 Ken Anderson.....	338	179	2367	53.0	7.00	19	5.6	14	4.1	85t	34-235	76.9
1977 Ken Anderson.....	323	166	2145	51.4	6.64	11	3.4	11	3.4	94t	28-197	69.7
1978 Ken Anderson.....	319	173	2219	54.2	6.96	10	3.1	22	6.9	57	30-237	58.0
1979 Ken Anderson.....	339	189	2340	55.8	6.90	16	4.7	10	2.9	73t	46-324	80.7
1980 Ken Anderson.....	275	166	1778	60.4	6.47	6	2.2	13	4.7	67t	24-174	66.9
1981 Ken Anderson.....	479	300	3754	62.6	7.84	29	6.1	10	2.1	74t	25-140	98.4
1982 Ken Anderson.....	309	218	2495	70.6	8.07	12	3.9	9	2.9	56t	26-154	95.3
1983 Ken Anderson.....	297	198	2333	66.7	7.86	12	4.0	13	4.4	80t	25-187	85.6
1984 Ken Anderson.....	275	175	2107	63.6	7.66	10	3.6	12	4.4	80t	24-191	81.0
1985 Boomer Esiason.....	431	251	3443	58.2	7.99	27	6.3	12	2.8	68t	32-289	93.2
1986 Boomer Esiason.....	469	273	3959	58.2	8.44	24	5.1	17	3.6	57	26-194	87.7
1987 Boomer Esiason.....	440	240	3321	54.5	7.55	16	3.6	19	4.3	61t	26-209	73.1
1988 Boomer Esiason.....	388	223	3572	57.5	9.21	28	7.2	14	3.6	86t	30-245	97.4
1989 Boomer Esiason.....	455	258	3525	56.7	7.75	28	6.2	11	2.4	74t	36-288	92.1
1990 Boomer Esiason.....	402	224	3031	55.7	7.54	24	6.0	22	5.5	53	31-198	77.0
1991 Boomer Esiason.....	413	233	2883	56.4	6.98	13	3.1	16	3.9	53	25-190	72.5
1992 Boomer Esiason.....	278	144	1407	51.8	5.06	11	4.0	15	5.4	38	19-150	57.0
1993 David Klingler.....	343	190	1935	55.4	5.64	6	1.7	9	2.6	51	40-202	66.6
1994 Jeff Blake.....	306	156	2154	51.0	7.04	14	4.6	9	2.9	76	19-120	76.9
1995 Jeff Blake.....	567	326	3822	57.5	6.74	28	4.9	17	3.0	88t	24-152	82.1
1996 Jeff Blake.....	549	308	3624	56.1	6.60	24	4.4	14	2.6	61t	44-278	80.3
1997 Jeff Blake.....	317	184	2125	58.0	6.70	8	2.5	7	2.2	50t	39-244	77.6
1998 Neil O'Donnell.....	343	212	2216	61.8	6.46	15	4.4	4	1.2	76t	30-217	90.2
1999 Jeff Blake.....	389	215	2670	55.3	6.86	16	4.1	12	3.1	76t	30-168	77.6
2000 Akili Smith.....	267	118	1253	44.2	4.69	3	1.1	6	2.2	46	36-191	52.8
2001 Jon Kitna.....	581	313	3216	53.9	5.54	12	2.1	22	3.8	49	25-185	61.1
2002 Jon Kitna.....	473	294	3178	62.2	6.72	16	3.4	16	3.4	72t	24-159	79.1
2003 Jon Kitna.....	520	324	3591	62.3	6.91	26	5.0	15	2.9	82t	37-249	87.4
2004 Carson Palmer.....	432	263	2897	60.9	6.71	18	4.2	18	4.2	76t	25-178	77.3
2005 Carson Palmer.....	509	345	3836	67.8	7.54	32	6.3	12	2.4	70t	19-105	101.1
2006 Carson Palmer.....	520	324	4035	62.3	7.76	28	5.4	13	2.5	74t	36-233	93.9
2007 Carson Palmer.....	575	373	4131	64.9	7.18	26	4.5	20	3.5	70t	17-119	86.7
2008 Ryan Fitzpatrick.....	372	221	1905	59.4	5.12	8	2.2	9	2.4	79	38-193	70.0
2009 Carson Palmer.....	466	282	3094	60.5	6.64	21	4.5	13	2.8	73	26-213	83.6
2010 Carson Palmer.....	586	362	3970	61.8	6.77	26	4.4	20	3.4	78t	26-201	82.4
2011 Andy Dalton.....	516	300	3398	58.1	6.59	20	3.9	13	2.5	84	24-160	80.4
2012 Andy Dalton.....	528	329	3669	62.3	6.95	27	5.1	16	3.0	59t	46-229	87.4
2013 Andy Dalton.....	586	363	4293	61.9	7.33	33	5.6	20	3.4	82t	29-182	88.8
2014 Andy Dalton.....	481	309	3398	64.2	7.06	19	4.0	17	3.5	81t	21-124	83.5
2015 Andy Dalton.....	386	255	3250	66.1	8.42	25	6.5	7	1.8	80t	20-118	106.3
2016 Andy Dalton.....	563	364	4206	64.7	7.47	18	3.2	8	1.4	86t	41-264	91.8

(Year-by-year individual leaders, continued)

RUSHING

YEAR	PLAYER	ATT	YDS	AVG	LG	TD
1968	Paul Robinson	238	1023	4.3	87t	8
1969	Jess Phillips	118	578	4.9	83	3
1970	Jess Phillips	163	648	4.0	76t	4
1971	Fred Willis	135	590	4.4	36	7
1972	Essex Johnson	212	825	3.9	19	4
1973	Essex Johnson	195	997	5.1	46	4
1974	Charlie Davis	72	375	5.2	29	0
1975	Boobie Clark	167	594	3.6	17	4
1976	Boobie Clark	151	671	4.4	24	7
1977	Pete Johnson	153	585	3.8	65	4
1978	Pete Johnson	180	762	4.2	50t	7
1979	Pete Johnson	243	865	3.6	35t	14
1980	Pete Johnson	186	747	4.0	57t	6
1981	Pete Johnson	274	1077	3.9	39t	12
1982	Pete Johnson	156	622	4.0	21	7
1983	Pete Johnson	210	763	3.6	16t	14
1984	Larry Kinnebrew	154	623	4.0	23	9
1985	James Brooks	192	929	4.8	39	7
1986	James Brooks	205	1087	5.3	56t	5
1987	Larry Kinnebrew	145	570	3.9	52	8
1988	Ickey Woods	203	1066	5.3	56	15
1989	James Brooks	221	1239	5.6	65t	7
1990	James Brooks	195	1004	5.1	56t	5
1991	Harold Green	158	731	4.6	75t	2
1992	Harold Green	265	1170	4.4	53	2
1993	Harold Green	215	589	2.7	25	0
1994	Derrick Fenner	141	468	3.3	21	1
1995	Harold Green	171	661	3.9	23t	2
1996	Garrison Hearst	225	847	3.8	24	0
1997	Corey Dillon	233	1129	4.8	71t	10
1998	Corey Dillon	262	1130	4.3	66	4
1999	Corey Dillon	263	1200	4.6	50	5
2000	Corey Dillon	315	1435	4.6	80t	7
2001	Corey Dillon	340	1315	3.9	96t	10
2002	Corey Dillon	314	1311	4.2	67t	7
2003	Rudi Johnson	215	957	4.5	54	9
2004	Rudi Johnson	361	1454	4.0	52	12
2005	Rudi Johnson	337	1458	4.3	33	12
2006	Rudi Johnson	341	1309	3.8	22t	12
2007	Kenny Watson	178	763	4.3	24	7
2008	Cedric Benson	214	747	3.5	46	2
2009	Cedric Benson	301	1251	4.2	42	6
2010	Cedric Benson	321	1111	3.5	26	7
2011	Cedric Benson	273	1067	3.9	42	6
2012	BenJarvus Green-Ellis	278	1094	3.9	48	6
2013	BenJarvus Green-Ellis	220	756	3.4	25	7
2014	Jeremy Hill	222	1124	5.1	85t	9
2015	Jeremy Hill	223	794	3.6	38t	11
2016	Jeremy Hill	222	839	3.8	74t	9

RECEPTIONS

YEAR	PLAYER	REC	YDS	AVG	LG	TD
1968	Bob Trumpy	37	639	17.3	80t	3
1969	Eric Crabtree	40	855	21.4	73t	7
1970	Chip Myers	32	542	16.9	56t	1
1971	Bob Trumpy	40	531	13.3	44	3
1972	Chip Myers	57	792	13.9	42	3
1973	Isaac Curtis	45	843	18.7	77t	9
	Boobie Clark	45	347	7.7	39	0
1974	Chip Myers	32	383	12.0	22	1
1975	Isaac Curtis	44	934	21.2	55	7
1976	Isaac Curtis	41	766	18.7	85t	6
1977	Billy Brooks	39	772	19.8	94t	4
1978	Isaac Curtis	47	737	15.7	57	3
1979	Don Bass	58	724	12.5	50	3
1980	Dan Ross	56	724	12.9	37	4
1981	Dan Ross	71	910	12.8	37	5
1982	Cris Collinsworth	49	700	14.3	50	1
1983	Cris Collinsworth	66	1130	17.1	63	5
1984	Cris Collinsworth	64	989	15.5	57t	6
1985	Cris Collinsworth	65	1125	17.3	71	5
1986	Cris Collinsworth	62	1024	16.5	46t	10
1987	Eddie Brown	44	608	13.8	47t	3
1988	Eddie Brown	53	1273	24.0	86t	9
1989	Tim McGee	65	1211	18.6	74t	8
1990	Eddie Brown	44	706	16.0	50t	9
1991	Eddie Brown	59	827	14.0	53	2
1992	Harold Green	41	214	5.2	19	0
1993	Jeff Query	56	654	11.7	51	4
1994	Carl Pickens	71	1127	15.9	70t	11
1995	Carl Pickens	99	1234	12.5	68t	17
1996	Carl Pickens	100	1180	11.8	61t	12
1997	Darnay Scott	54	797	14.8	77t	5
1998	Carl Pickens	82	1023	12.5	67t	5
1999	Darnay Scott	68	1022	15.0	76t	7
2000	Peter Warrick	51	592	11.6	46	4
2001	Peter Warrick	70	667	9.5	33	1
2002	Chad Johnson	69	1166	16.9	72t	5
2003	Chad Johnson	90	1355	15.1	82t	10
2004	Chad Johnson	95	1274	13.4	53t	9
2005	Chad Johnson	97	1432	14.8	70t	9
2006	T.J. Houshmandzadeh	90	1081	12.0	40t	9
2007	T.J. Houshmandzadeh	112	1143	10.2	42t	12
2008	T.J. Houshmandzadeh	92	904	9.8	46	4
2009	Chad Johnson	72	1047	14.5	50	9
2010	Terrell Owens	72	983	13.7	78t	9
2011	A.J. Green	65	1057	16.3	58	7
2012	A.J. Green	97	1350	13.9	73t	11
2013	A.J. Green	98	1426	14.6	82t	11
2014	A.J. Green	69	1041	15.1	81t	6
2015	A.J. Green	86	1297	15.1	80t	10
2016	A.J. Green	66	964	14.6	54t	4

RECEIVING YARDS

YEAR	PLAYER	YDS	REC	AVG	LG	TD
1968	Bob Trumpy	639	37	17.3	80t	3
1969	Eric Crabtree	855	40	21.4	73t	7
1970	Chip Myers	542	32	16.9	56t	1
1971	Bob Trumpy	531	40	13.3	44	3
1972	Chip Myers	792	57	13.9	42	3
1973	Isaac Curtis	843	45	18.7	77t	9
1974	Isaac Curtis	633	30	21.1	77t	10
1975	Isaac Curtis	934	44	21.2	55	7
1976	Isaac Curtis	766	41	18.7	85t	6
1977	Billy Brooks	772	39	19.8	94t	4
1978	Isaac Curtis	737	47	15.7	57	3
1979	Don Bass	724	58	12.5	50	3
1980	Dan Ross	724	56	12.9	37	4
1981	Cris Collinsworth	1009	67	15.1	74t	8
1982	Cris Collinsworth	700	49	14.3	50	1
1983	Cris Collinsworth	1130	66	17.1	63	5
1984	Cris Collinsworth	989	64	15.5	57t	6
1985	Cris Collinsworth	1125	65	17.3	71	5
1986	Cris Collinsworth	1024	62	16.5	46t	10
1987	Eddie Brown	608	44	13.8	47t	3
1988	Eddie Brown	1273	53	24.0	86t	9
1989	Tim McGee	1211	65	18.6	74t	8
1990	Tim McGee	737	43	17.1	52	1
1991	Eddie Brown	827	59	14.0	53	2
1992	Tim McGee	408	35	11.7	36	3
1993	Jeff Query	654	56	11.7	51	4
1994	Carl Pickens	1127	71	15.9	70t	11
1995	Carl Pickens	1234	99	12.5	68t	17
1996	Carl Pickens	1180	100	11.8	61t	12
1997	Darnay Scott	797	54	14.8	77t	5
1998	Carl Pickens	1023	82	12.5	67t	5
1999	Darnay Scott	1022	68	15.0	76t	7
2000	Peter Warrick	592	51	11.6	46	4
2001	Darnay Scott	819	57	14.4	49	2
2002	Chad Johnson	1166	69	16.9	72t	5
2003	Chad Johnson	1355	90	15.1	82t	10
2004	Chad Johnson	1274	95	13.4	53t	9
2005	Chad Johnson	1432	97	14.8	70t	9
2006	Chad Johnson	1369	87	15.7	74t	7
2007	Chad Johnson	1440	93	15.5	70t	8
2008	T.J. Houshmandzadeh	904	92	9.8	46	4
2009	Chad Johnson	1047	72	14.5	50	9
2010	Terrell Owens	983	72	13.7	78t	9
2011	A.J. Green	1057	65	16.3	58	7
2012	A.J. Green	1350	97	13.9	73t	11
2013	A.J. Green	1426	98	14.6	82t	11
2014	A.J. Green	1041	69	15.1	81t	6
2015	A.J. Green	1297	86	15.1	80t	10
2016	A.J. Green	964	66	14.6	54t	4

(Year-by-year individual leaders, continued)

PUNTING									
YEAR	PLAYER	NO	YDS	AVG	NET	TB	IN-20	LG	BLK.
1968	Dale Livingston	70	3036	43.4	—	2	—	66	0
1969	Dale Livingston	70	2769	39.6	—	5	—	55	1
1970	Dave Lewis	79	3651	46.2	—	9	—	63	0
1971	Dave Lewis	72	3229	44.8	—	8	—	56	0
1972	Dave Lewis	66	2777	42.1	—	6	—	60	0
1973	Dave Lewis	68	2790	41.0	—	4	—	60	0
1974	Dave Green	66	2701	40.9	—	10	—	53	0
1975	Dave Green	68	2655	39.0	—	6	—	57	1
1976	Pat McNally	76	2999	39.5	—	6	—	61	0
1977	Pat McNally	67	2802	41.8	—	3	—	67	1
1978	Pat McNally	91	3919	43.1	—	10	—	65	0
1979	Pat McNally	89	3678	41.3	—	12	—	61	2
1980	Pat McNally	83	3390	40.8	—	12	—	61	2
1981	Pat McNally	72	3272	45.4	—	11	—	62	1
1982	Pat McNally	31	1201	38.7	—	4	—	53	0
1983	Pat McNally	67	2804	41.9	—	9	13	60	2
1984	Pat McNally	67	2832	42.3	—	8	19	61	0
1985	Pat McNally	57	2410	42.3	—	7	8	64	1
1986	Jeff Hayes	56	1965	35.1	—	3	11	52	2
1987	Scott Fulhage	52	2168	41.7	—	5	10	58	0
1988	Scott Fulhage	44	1672	38.0	—	5	13	53	2
1989	Lee Johnson	61	2446	40.1	30.2	11	14	62	2
1990	Lee Johnson	64	2705	42.3	34.3	8	12	70	0
1991	Lee Johnson	64	2795	43.7	34.7	6	15	62	0
1992	Lee Johnson	76	3196	42.1	35.9	9	15	64	0
1993	Lee Johnson	90	3954	43.9	36.6	12	24	60	0
1994	Lee Johnson	79	3461	43.8	35.3	9	19	64	1
1995	Lee Johnson	68	2861	42.1	38.6	4	26	61	0
1996	Lee Johnson	80	3630	45.4	34.4	17	16	67	1
1997	Lee Johnson	81	3471	42.9	35.9	8	27	66	0
1998	Lee Johnson	69	3083	44.7	35.6	8	14	69	1
1999	Will Brice	60	2475	41.3	32.1	4	12	72	2
2000	Daniel Pope	94	3775	40.2	33.1	14	18	57	0
2001	Nick Harris	84	3372	40.1	33.9	6	21	57	1
2002	Nick Harris	65	2608	40.1	31.4	4	11	57	1
2003	Kyle Richardson	49	1961	40.0	33.5	5	9	58	0
2004	Kyle Larson	83	3499	42.2	35.5	7	21	66	1
2005	Kyle Larson	60	2591	43.2	35.6	8	13	75	1
2006	Kyle Larson	77	3428	44.5	38.6	11	26	67	0
2007	Kyle Larson	59	2437	41.3	35.2	3	21	55	0
2008	Kyle Larson	100	3945	39.5	34.1	3	28	57	1
2009	Kevin Huber	86	3713	43.2	36.3	10	24	61	0
2010	Kevin Huber	71	2992	42.1	38.2	6	28	72	1
2011	Kevin Huber	91	4023	44.2	39.2	9	24	71	0
2012	Kevin Huber	76	3540	46.6	42.0	7	33	69	0
2013	Kevin Huber	66	2982	45.2	40.5	4	24	75	0
2014	Kevin Huber	73	3419	46.8	42.1	6	27	69	0
2015	Kevin Huber	68	3116	45.8	40.5	6	22	67	1
2016	Kevin Huber	78	3613	46.3	39.5	8	23	72	0

PUNT RETURNS							
YEAR	PLAYER	NO	FC	YDS	AVG	LG	TD
1968	Essex Johnson	22	2	111	5.0	45	0
1969	Essex Johnson	17	6	85	5.0	17	0
1970	Lemar Parrish	23	15	194	8.4	79t	1
1971	Lemar Parrish	12	9	93	7.8	47	0
1972	Tommy Casanova	30	19	289	9.6	66t	1
1973	Lemar Parrish	25	1	200	8.0	47	0
1974	Lemar Parrish	18	1	338	18.8	90t	2
1975	Lyle Blackwood	23	0	123	5.3	31	0
1976	Willie Shelby	21	4	162	7.7	30	0
1977	Tony Davis	19	6	220	11.6	70	0
1978	Tony Davis	22	8	130	5.9	12	0
1979	Vaughn Lusby	32	4	260	8.1	40	0
1980	Cleotha Montgomery	31	7	223	7.2	42	0
1981	Mike Fuller	23	13	177	7.7	34	0
1982	Mike Fuller	17	8	95	5.6	13	0
1983	Mike Martin	23	3	227	9.9	19	0
1984	Mike Martin	24	5	376	15.7	55	0
1985	Mike Martin	32	8	268	8.4	26	0
1986	Ray Horton	11	3	111	10.1	25	0
1987	Mike Martin	28	5	277	9.9	21	0
1988	Ira Hillary	17	5	166	9.8	20	0
1989	Mike Martin	15	4	107	7.1	17	0
1990	Mitchell Price	29	14	251	8.7	66t	1
1991	Mitchell Price	14	6	203	14.5	78t	1
1992	Carl Pickens	18	9	229	12.7	95t	1
1993	Patrick Robinson	43	6	305	7.1	36	0
1994	Corey Sawyer	26	16	307	11.8	82t	1
1995	Eric Bieniemy	7	1	47	6.7	10	0
1996	Corey Sawyer	15	5	117	7.8	62	0
1997	Greg Myers	26	19	201	7.7	18	0
1998	Damon Gibson	27	19	218	8.1	65t	1
1999	Damon Griffin	23	3	195	8.5	34	0
2000	Craig Yeast	34	14	225	6.6	27	0
2001	T.J. Houshmandzadeh	12	5	163	13.6	86	0
2002	T.J. Houshmandzadeh	24	4	117	4.9	34	0
2003	Peter Warrick	25	8	273	10.9	68t	1
2004	Keiwan Ratliff	17	5	207	12.2	49	0
2005	Keiwan Ratliff	28	14	157	5.6	13	0
2006	Keiwan Ratliff	27	9	176	6.5	38	0
2007	Antonio Chatman	18	8	93	5.2	19	0
2008	Antonio Chatman	21	5	158	7.5	34	0
2009	Quan Cosby	40	19	474	11.9	60	0
2010	Quan Cosby	30	21	225	7.5	20	0
2011	Brandon Tate	51	17	543	10.6	56t	1
2012	Adam Jones	26	0	301	11.6	81t	1
2013	Brandon Tate	36	16	336	9.3	43	0
2014	Adam Jones	22	1	265	12.0	47	0
2015	Brandon Tate	27	11	171	6.3	18	0
2016	Alex Erickson	28	19	195	7.0	24	0

KICKOFF RETURNS						
YEAR	PLAYER	NO	YDS	AVG	LG	TD
1968	Warren McVea	14	310	22.1	30	0
1969	Ken Riley	14	334	23.9	40	0
1970	Lemar Parrish	16	482	30.1	95t	1
1971	Paul Robinson	18	335	18.6	37	0
1972	Bernard Jackson	21	509	24.2	62	0
1973	Bernard Jackson	21	520	24.8	41	0
1974	Bernard Jackson	29	682	23.5	45	0
1975	Bernard Jackson	25	587	23.5	39	0
1976	Willie Shelby	30	761	25.4	97t	1
1977	Willie Shelby	19	403	21.2	38	0
1978	Ray Griffin	37	787	21.3	39	0
1979	Deacon Turner	55	1149	20.9	36	0
1980	Cleotha Montgomery	44	843	19.2	40	0
1981	Dave Verser	29	691	23.8	78	0
1982	Rodney Tate	14	314	22.4	55	0
1983	John Simmons	14	317	22.6	36	0
1984	Stanford Jennings	22	452	20.5	46	0
1985	Mike Martin	48	1104	23.0	45	0
1986	Tim McGee	43	1007	23.4	94	0
1987	Barney Bussey	21	406	19.3	34	0
1988	Stanford Jennings	32	684	21.4	98t	1
1989	Stanford Jennings	26	525	20.2	33	0
1990	Stanford Jennings	29	584	20.1	33	0
1991	Eric Ball	13	262	20.2	24	0
1992	Eric Ball	20	411	20.6	48	0
1993	Eric Ball	23	501	21.8	45	0
1994	Eric Ball	42	915	21.8	43	0
1995	David Dunn	50	1092	21.8	45	0
1996	David Dunn	35	782	22.3	90t	1
1997	Eric Bieniemy	34	789	23.2	102t	1
1998	Tremain Mack	45	1165	25.9	97t	1
1999	Tremain Mack	51	1382	27.1	99t	1
2000	Tremain Mack	50	1036	20.7	50	0
2001	Curtis Keaton	42	891	21.2	64	0
2002	Brandon Bennett	49	1231	25.1	94t	1
2003	Brandon Bennett	53	1146	21.6	46	0
2004	Cliff Russell	39	872	22.4	40	0
2005	Tab Perry	64	1562	24.4	94	0
2006	Chris Perry	21	412	19.6	36	0
2007	Glenn Holt	59	1432	24.3	100t	1
2008	Glenn Holt	46	1110	24.1	60	0
2009	Andre Caldwell	29	539	18.6	39	0
2010	Bernard Scott	56	1257	22.4	60	0
2011	Brandon Tate	42	998	23.8	45	0
2012	Brandon Tate	32	795	24.8	45	0
2013	Brandon Tate	35	914	26.1	71	0
2014	Adam Jones	27	844	31.3	97	0
2015	Brandon Tate	18	413	22.9	58	0
2016	Alex Erickson	29	810	27.9	84	0

FIELD GOALS

YEAR PLAYER	1-19	20-29	30-39	40-49	50+	TOT
1968 Dale Livingston	4-6	5-7	3-6	1-6	0-1	13-26
1969 Horst Muhlmann	6-6	5-5	3-4	1-3	1-6	16-24
1970 Horst Muhlmann	4-4	5-7	9-11	3-9	4-6	25-37
1971 Horst Muhlmann	6-6	5-8	4-9	4-10	1-3	20-36
1972 Horst Muhlmann	6-7	6-10	9-12	5-8	1-3	27-40
1973 Horst Muhlmann	5-5	6-7	5-9	4-6	1-4	21-31
1974 Horst Muhlmann	1-1	2-2	5-9	3-6	0-0	11-18
1975 Dave Green	1-1	5-8	1-7	3-5	0-0	10-21
1976 Chris Bahr	1-1	6-8	2-4	3-8	2-6	14-27
1977 Chris Bahr	1-1	10-11	4-8	4-6	0-1	19-27
1978 Chris Bahr	0-0	5-7	4-8	6-12	1-3	16-30
1979 Chris Bahr	0-0	4-6	3-7	4-8	2-2	13-23
1980 Ian Sunter	0-0	7-7	3-7	1-5	0-1	11-20
1981 Jim Breech	0-0	9-11	7-9	5-11	1-1	22-32
1982 Jim Breech	2-2	3-3	5-6	3-5	1-2	14-18
1983 Jim Breech	2-2	7-7	5-7	2-5	0-2	16-23
1984 Jim Breech	0-0	9-10	10-12	3-4	0-5	22-31
1985 Jim Breech	0-0	7-8	12-13	4-6	1-6	24-33
1986 Jim Breech	1-2	4-5	5-7	5-14	2-4	17-32
1987 Jim Breech	0-0	6-7	12-12	6-11	0-0	24-30
1988 Jim Breech	1-1	5-5	3-4	2-5	0-1	11-16
1989 Jim Breech	0-0	9-9	3-4	0-1	0-0	12-14
1990 Jim Breech	0-0	6-6	5-6	6-9	0-0	17-21
1991 Jim Breech	0-0	9-10	8-10	5-6	1-3	23-29
1992 Jim Breech	0-0	8-8	7-7	4-11	0-1	19-27
1993 Doug Pelfrey	0-0	8-8	6-10	8-10	2-3	24-31
1994 Doug Pelfrey	1-1	8-8	8-10	9-10	2-4	28-33
1995 Doug Pelfrey	0-0	8-9	10-11	10-14	1-2	29-36
1996 Doug Pelfrey	1-1	7-7	10-11	5-9	0-0	23-28
1997 Doug Pelfrey	0-0	4-4	3-3	5-7	0-2	12-16
1998 Doug Pelfrey	1-1	4-4	6-7	6-10	2-5	19-27
1999 Doug Pelfrey	1-1	9-11	7-12	0-2	1-1	18-27
2000 Neil Rackers	0-0	5-5	5-9	2-7	0-0	12-21
2001 Neil Rackers	0-0	4-6	8-11	4-9	1-2	17-28
2002 Neil Rackers	2-2	5-5	3-3	3-5	2-3	15-18
2003 Shayne Graham	0-0	5-5	10-10	7-8	0-2	22-25
2004 Shayne Graham	0-0	7-7	10-12	7-8	3-4	27-31
2005 Shayne Graham	0-0	11-11	10-11	7-9	0-1	28-32
2006 Shayne Graham	0-0	9-9	8-9	6-8	2-4	25-30
2007 Shayne Graham	1-1	11-12	13-13	6-7	0-1	31-34
2008 Shayne Graham	1-1	5-5	6-7	9-11	0-0	21-24
2009 Shayne Graham	0-0	10-11	8-10	3-3	2-4	23-28
2010 Mike Nugent	0-0	5-5	7-7	1-3	2-4	15-19
2011 Mike Nugent	0-0	14-14	5-8	14-16	0-0	33-38
2012 Mike Nugent	2-2	5-5	5-5	6-9	1-2	19-23
2013 Mike Nugent	0-0	2-2	6-7	7-9	3-4	18-22
2014 Mike Nugent	0-0	6-6	10-12	10-12	0-3	26-33
2015 Mike Nugent	0-0	6-6	5-6	10-13	2-3	23-28
2016 Mike Nugent	0-0	9-9	9-10	5-7	0-3	23-29

INTERCEPTIONS

YEAR PLAYER	NO	YDS	AVG	LG	TD
1968 Jess Phillips	3	26	8.7	23	0
1969 Fletcher Smith	4	67	16.8	29	0
Bobby Hunt	4	66	16.5	27	0
Ken Riley	4	66	16.5	66	0
Bill Peterson	4	23	5.8	17	0
1970 Lemar Parrish	5	28	5.6	19	0
1971 Lemar Parrish	7	105	15.0	65t	1
1972 Tommy Casanova	5	108	21.6	33	0
Lemar Parrish	5	90	18.0	33t	2
1973 Tommy Casanova	4	33	8.3	16	0
1974 Ken Riley	5	33	6.6	19	0
1975 Ken Riley	6	76	12.7	30t	1
1976 Ken Riley	9	141	15.7	53t	1
1977 Lemar Parrish	3	95	31.7	47t	1
Reggie Williams	3	67	22.3	54t	1
1978 Dick Jauron	4	52	13.0	24t	1
1979 Dick Jauron	6	41	6.8	12	0
1980 Louis Breedren	7	91	13.0	29	0
1981 Ken Riley	5	6	1.2	6	0
1982 Ken Riley	5	88	17.6	56t	1
1983 Ken Riley	8	89	11.1	42t	2
1984 Louis Breedren	4	96	24.0	70	0
Robert Jackson	4	32	8.0	28t	1
Bobby Kemp	4	27	6.8	14	0
1985 James Griffin	7	116	16.6	33	1
1986 Louis Breedren	7	72	10.3	36t	1
1987 Robert Jackson	3	49	16.3	29	0
David Fulcher	3	30	10.0	28	0
1988 Eric Thomas	7	61	8.7	37	0
1989 David Fulcher	8	87	10.9	22	0
1990 Barney Bussey	4	37	9.3	18	0
David Fulcher	4	20	5.0	18	0
1991 David Fulcher	4	51	12.8	27t	1
1992 Darryl Williams	4	65	16.3	30	0
1993 Mike Brim	3	74	24.7	30	1
1994 Louis Oliver	3	36	12.0	19	0
1995 Bracey Walker	4	56	14.0	23	0
1996 Ashley Ambrose	8	63	7.9	31t	1
1997 Corey Sawyer	4	44	11.0	37	0
Sam Shade	3	33	11.0	32	0
Artrell Hawkins	3	21	7.0	12	0
1999 Rodney Heath	3	72	24.0	58t	1
2000 Tom Carter	2	40	20.0	30	0
Takeo Spikes	2	12	6.0	7	0
2001 Kevin Kaesviham	3	41	13.7	29	0
Artrell Hawkins	3	26	8.7	22	0
2002 Artrell Hawkins	2	102	51.0	102t	1
Kevin Kaesviham	2	17	8.5	17	0
2003 Tory James	4	56	14.0	31	0
2004 Tory James	8	66	8.3	23	0
2005 Deltha O'Neal	10	103	10.3	37	0
2006 Kevin Kaesviham	6	24	4.0	22	0
2007 Leon Hall	5	16	3.2	12	0
2008 Leon Hall	3	87	29.0	50t	1
2009 Johnathan Joseph	6	92	15.3	32	1
Leon Hall	6	47	7.8	26	0
2010 Leon Hall	4	19	4.8	22	0
2011 Reggie Nelson	4	115	28.8	75t	1
2012 Chris Crocker	3	52	17.3	29	0
Reggie Nelson	3	10	3.3	10	0
2013 Adam Jones	3	60	20.0	60t	1
Dre Kirkpatrick	3	21	7.0	21t	1
2014 Reggie Nelson	4	30	7.5	31	0
2015 Reggie Nelson	8	115	14.4	37	0
2016 George Iloka	3	21	7.0	21	0
Dre Kirkpatrick	3	21	7.0	21	0
Shawn Williams	3	14	4.7	13	0

SACKS

YEAR PLAYER	SKS	YDS
1976 Coy Bacon	22	217
1977 Gary Burley	8.5	71.5
1978 Ross Browner	6.5	73.5
1979 Ross Browner	6	36.5
1980 Eddie Edwards	12	105
1981 Reggie Williams	11	90
1982 Eddie Edwards	6	53
1983 Eddie Edwards	13	94.5
1984 Eddie Edwards	9	68
Reggie Williams	9	55
1985 Ross Browner	9	69
1986 Emmanuel King	9	88
1987 Reggie Williams	6	45
1988 Jim Skow	9.5	86.5
1989 Jason Buck	6	46
1990 James Francis	8	65
1991 Tim Krumrie	4	26
1992 Alfred Williams	10	70
1993 Daniel Stubbs	5	31
1994 Alfred Williams	9.5	62
1995 John Copeland	9	61
1996 Dan Wilkinson	6.5	51.5
1997 Gerald Dixon	8.5	55.5
1998 Reinard Wilson	6	39.5
1999 Michael Bankston	6	30
2000 Steve Foley	4	16
Oliver Gibson	4	17
Cory Hall	4	32
2001 Reinard Wilson	9	47.5
2002 Justin Smith	6.5	56
2003 Duane Clemons	6	46
John Thornton	6	42
2004 Justin Smith	8	70.5
2005 Justin Smith	6	24
2006 Robert Geathers	10.5	62.5
2007 Robert Geathers	3.5	26
2008 Chinedum Ndukwe	3	25
Antwan Odom	3	28
John Thornton	3	25
2009 Antwan Odom	8	51
2010 Carlos Dunlap	9.5	77.5
2011 Geno Atkins	7.5	37.5
2012 Geno Atkins	12.5	90
2013 Carlos Dunlap	7.5	40.5
Wallace Gilberry	7.5	56.5
2014 Carlos Dunlap	8	49.5
2015 Carlos Dunlap	13.5	91.5
2016 Geno Atkins	9	63

ALL-TIME INDIVIDUAL STATISTICS

ALL-TIME SCORING

Order based on total points. Updated through 2016 season.

Players active with Bengals as of June 22, 2017 are listed in bold.

NAME, POS., YEARS	TD-R	TD-P	TD-PR	TD-KR	TD-INT	TD-FR*	TD-PAT*	2-PT-CON.	FG	S	PTS
Jim Breech, K 1980-92	0	0	0	0	0	0	476	0	225	0	1151
Shayne Graham, K 2003-09	0	0	0	0	0	0	248	0	177	0	779
Mike Nugent, K 2010-16	0	0	0	0	0	0	247	0	157	0	718
Doug Pelfrey, K 1993-99	0	0	0	0	0	0	201	0	153	0	660
Horst Muhlmann, K 1969-74	0	0	0	0	0	0	189	0	120	0	549
Pete Johnson, RB 1977-83	64	6	0	0	0	0	—	—	—	—	420
Chad Johnson, WR 2001-10	0	66	0	0	0	0	—	—	—	—	396
Carl Pickens, WR/PR 1992-99	0	63	1	0	0	0	—	—	—	—	388
James Brooks, RB 1984-91	37	27	0	0	0	0	—	—	—	—	384
Isaac Curtis, WR 1973-84	0	53	0	0	0	0	—	—	—	—	318
Chris Bahr, K 1976-79	0	0	0	0	0	0	130	0	62	0	316
Corey Dillon, RB 1997-2003	45	5	0	0	0	0	—	—	—	—	300
Rudi Johnson, RB 2001-07	48	1	0	0	0	0	—	—	—	—	296
A.J. Green, WR 2011-16	49	0	0	0	0	0	—	—	—	—	294
Eddie Brown, WR 1985-91	0	41	0	0	0	0	—	—	—	—	246
Larry Kinnebrew, RB 1983-87	37	3	0	0	0	0	—	—	—	—	240
T.J. Houshmandzadeh, WR/PR 2001-08	1	37	0	0	0	0	—	—	—	—	228
Cris Collinsworth, WR 1981-88	0	36	0	0	0	0	—	—	—	—	216
Darnay Scott, WR 1994-2001	0	36	0	0	0	0	—	—	—	—	216
Bob Trumpy, TE/WR 1968-77	0	35	0	0	0	0	—	—	—	—	210
Neil Rackers, K 2000-02	0	0	0	0	0	0	74	0	44	0	206
Rodney Holman, TE 1982-92	0	34	0	0	0	0	—	—	—	—	204
Jeremy Hill, RB 2014-16	29	1	0	0	0	0	—	—	—	—	182
Essex Johnson, RB 1968-75	18	11	0	0	0	0	—	—	—	—	174
Boobie Clark, FB 1973-78	25	2	0	0	0	0	—	—	—	—	162
Ickey Woods, FB 1988-91	27	0	0	0	0	0	—	—	—	—	162
Tim McGee, WR/KOR 1986-92, 94-95	0	25	0	0	0	0	—	—	—	—	150
Jermaine Gresham, TE 2010-14	0	24	0	0	0	0	—	—	—	—	146
Cedric Benson, RB 2008-11	21	1	0	0	0	0	—	—	—	—	134
Peter Warrick, WR/PR 2000-04	2	18	2	0	0	0	—	—	—	—	132
Chris Henry, WR 2005-09	0	21	0	0	0	0	—	—	—	—	126
Paul Robinson, RB/KOR 1968-72	19	2	0	0	0	0	—	—	—	—	126
Tony McGee, TE 1993-2001	0	20	0	0	0	0	—	—	—	—	122
Ken Anderson, QB 1971-86	20	0	0	0	0	0	—	—	—	—	120
Giovani Bernard, RB 2013-16	14	6	0	0	0	0	—	—	—	—	120
Tyler Eifert, TE 2013-16	0	20	0	0	0	0	—	—	—	—	120
Andy Dalton, QB 2011-16	18	1	0	0	0	0	—	—	—	—	114
Stanford Jennings, RB/KOR 1984-90	9	9	0	1	0	0	—	—	—	—	114
Ki-Jana Carter, RB 1995-99	16	1	0	0	0	0	—	—	—	—	102
Dan Ross, TE 1979-83, 85	0	16	0	0	0	0	—	—	—	—	96
Charles Alexander, HB/FB 1979-85	13	2	0	0	0	0	—	—	—	—	90
Marvin Jones, WR 2012-15	0	15	0	0	0	0	—	—	—	—	90
Don Bass, WR/TE 1978-81	0	13	0	0	0	1	—	—	—	—	84
Mohamed Sanu, WR 2012-15	2	11	0	0	0	0	—	—	—	—	80
Stan Fritts, RB 1975-76	11	2	0	0	0	0	—	—	—	—	78
BenJarvus Green-Ellis, RB 2012-13	13	0	0	0	0	0	—	—	—	—	78
Archie Griffin, RB 1976-83	7	6	0	0	0	0	—	—	—	—	78
Lemar Parrish, CB/PR/KOR 1970-77	0	0	4	1	4	4	—	—	—	—	78
Stanley Wilson, RB 1983-84, 86, 88	11	2	0	0	0	0	—	—	—	—	78
Lenvil Elliott, RB 1973-78	3	9	0	0	0	0	—	—	—	—	72
Chip Myers, WR 1969-76	0	12	0	0	0	0	—	—	—	—	72
Dave Green, PK 1974-75	0	0	0	0	0	0	40	0	10	0	70
Eric Ball, FB/KOR 1989-94	8	3	0	0	0	0	—	—	—	—	66
Eric Crabtree, WR 1969-71	0	11	0	0	0	0	—	—	—	—	66
Derrick Fenner, FB 1992-94	9	2	0	0	0	0	—	—	—	—	66
Harold Green, RB 1990-95	8	3	0	0	0	0	—	—	—	—	66
Jeff Blake, QB 1994-99	10	0	0	0	0	0	—	—	—	—	64
Doug Dressler, RB 1970-74	9	1	0	0	0	0	—	—	—	—	60
M.L. Harris, TE 1980-85	0	10	0	0	0	0	—	—	—	—	60
Jess Phillips, RB/DB 1968-72	8	2	0	0	0	0	—	—	—	—	60
Craig Taylor, RB 1989-91	7	3	0	0	0	0	—	—	—	—	60
Dale Livingston, PK 1968-69	0	0	0	0	0	0	20	0	13	0	59
Steve Kreider, WR 1979-86	0	9	0	0	0	0	2	0	—	—	56
Matt Schobel, TE 2002-05	0	9	0	0	0	0	—	—	—	—	56
Bruce Coslet, TE 1969-76	0	9	0	0	0	0	—	—	—	—	54
Terrell Owens, WR 2010	0	9	0	0	0	0	—	—	—	—	54
Speedy Thomas, WR 1969-72	1	8	0	0	0	0	—	—	—	—	54
Kelley Washington, WR 2003-06	0	9	0	0	0	0	—	—	—	—	54
Kenny Watson, RB 2003-08	8	1	0	0	0	0	—	—	—	—	54
Jeremi Johnson, FB 2003-09	2	6	0	0	0	0	—	—	—	—	48
Ian Sunter, K 1980	0	0	0	0	0	0	15	0	11	0	48
Brandon Bennett, RB/KOR 1998-2003	5	1	0	1	0	0	—	—	—	—	42
Eric Bieniemy, RB/KOR 1995-98	6	0	0	1	0	0	—	—	—	—	42
Billy Brooks, WR 1976-79	0	7	0	0	0	0	—	—	—	—	42
Jeff Query, WR 1992-95	0	7	0	0	0	0	—	—	—	—	42
Jerome Simpson, WR 2008-11	0	7	0	0	0	0	—	—	—	—	42
Ed Williams, RB 1974-75	5	2	0	0	0	0	—	—	—	—	42
Fred Willis, RB 1971-72	7	0	0	0	0	0	—	—	—	—	42
Josh Brown, K 2012	0	0	0	0	0	0	8	0	11	0	41
Andre Caldwell, WR/KOR 2008-11	0	6	0	0	0	0	—	—	—	—	36
Charlie Joiner, WR 1972-75	0	6	0	0	0	0	—	—	—	—	36
Brandon LaFell, WR 2016	0	6	0	0	0	0	—	—	—	—	36
Mike Martin, WR/PR/KOR 1983-89	0	6	0	0	0	0	—	—	—	—	36
Jack Thompson, QB 1979-82	6	0	0	0	0	0	—	—	—	—	36
Carson Palmer, QB 2003-10	5	0	0	0	0	0	—	—	—	—	32
Laveranues Coles, WR 2009	0	5	0	0	0	0	—	—	—	—	30
Tony Davis, RB/PR 1976-78	5	0	0	0	0	0	—	—	—	—	30
David Dunn, WR/KOR 1995-98	0	4	0	1	0	0	—	—	—	—	30
Boomer Esiason, QB 1984-92, 97	5	0	0	0	0	0	—	—	—	—	30
Eric Kattus, TE 1986-91	0	5	0	0	0	0	—	—	—	—	30
Jon Kitna, QB 2001-05	5	0	0	0	0	0	—	—	—	—	30
Pat McInally, P/WR 1976-85	0	5	0	0	0	0	—	—	—	—	30
Ken Riley, CB 1969-83	0	0	0	0	5	0	—	—	—	—	30
Bernard Scott, RB/KOR 2009-13	4	0	0	1	0	0	—	—	—	—	30
Clint Stitzer, K 2010	0	0	0	0	0	0	—	—	—	—	8
Brian Milne, RB 1996-99	4	0	0	0	0	0	—	—	—	—	1
Virgil Carter, QB 1970-73	4	0	0	0	0	0	—	—	—	—	1
Rex Burkhead, RB 2013-16	3	1	0	0	0	0	—	—	—	—	0
Tommy Casanova, S/PR 1972-77	0	0	1	0	2	1	—	—	—	—	0
Damon Gibson, WR/PR 1998	0	3	1	0	0	0	—	—	—	—	0
Andrew Hawkins, WR 2011-13	0	4	0	0	0	0	—	—	—	—	0
James Hundon, WR/KOR 1996-99	0	4	0	0	0	0	—	—	—	—	0
Johnathan Joseph, CB 2006-10	0	0	0	0	3	1	—	—	—	—	0
Anthony Munoz, OT 1980-92	0	4	0	0	0	0	—	—	—	—	0
Chris Perry, RB 2004-08	2	2	0	0	0	0	—	—	—	—	0
Brandon Tate, WR/KOR/PR 2011-15	0	3	1	0	0	0	—	—	—	—	0
Reggie Williams, LB 1976-89	0	0	0	0	1	1	—	—	—	—	2
Randy Bullock, K 2016	0	0	0	0	0	0	—	—	—	—	6
Ron Dugans, WR 2000-02	0	3	0	0	0	0	—	—	—	—	1
James Francis, LB 1990-98	0	0	0	0	3	0	—	—	—	—	1
Jim Gallery, K 1989	0	0	0	0	0	0	—	—	—	—	13
Al Beauchamp, LB 1968-75	0	0	0	0	2	1	—	—	—	—	0
James Griffin, S 1983-85	0	0	0	0	3	0	—	—	—	—	0
Ray Griffin, CB/KOR 1978-84	0	0	0	0	3	0	—	—	—	—	0
Leon Hall, CB 2007-15	0	0	0	0	3	0	—	—	—	—	0
Glenn Holt, WR/KOR 2006-08	0	2	0	1	0	0	—	—	—	—	0
Adam Jones, CB/PR/KOR 2010-16	0	0	1	0	1	1	—	—	—	—	0
Reggie Kelly, TE 2003-10	0	3	0	0	0	0	—	—	—	—	0
Warren McVea, WR/KOR 1968	1	2	0	0	0	0	—	—	—	—	0
Scott Perry, CB 1976-79	0	0	0	0	2	1	—	—	—	—	0
Turk Schonert, QB 1980-85, 87-89	3	0	0	0	0	0	—	—	—	—	0
Jordan Shipley, WR 2010-11	0	3	0	0	0	0	—	—	—	—	0
Brian Simmons, LB 1998-2006	0	0	0	0	2	0	—	—	—	—	0
Craig Thompson, TE 1992-93	0	3	0	0	0	0	—	—	—	—	0
David Verser, WR/KOR 1981-84	0	3	0	0	0	0	—	—	—	—	0
Rick Walker, TE 1977-79	0	3	0	0	0	0	—	—	—	—	0
Sam Wyche, QB 1968-70	3	0	0	0	0	0	—	—	—	—	0
Steve Broussard, RB 1994	2	0	0								

(All-time individual statistics — scoring, continued)

Jim Griffin, DE 1968.....	0	0	0	0	0	1	—	0	—	0	6
Cliff Groce, FB 1999-2000.....	1	0	0	0	0	0	—	0	—	0	6
Artrell Hawkins, CB 1998-2003.....	0	0	0	0	1	0	—	0	—	0	6
Kevin Hardy, LB 2003-04.....	0	0	0	0	0	1	—	0	—	0	6
Jim Hargrove, RB 1981.....	1	0	0	0	0	0	—	0	—	0	6
Bo Harris, LB 1975-82.....	0	0	0	0	1	0	—	0	—	0	6
Jeff Hayes, P 1986.....	1	0	0	0	0	0	—	0	—	0	6
Rodney Heath, CB 1999-2001.....	0	0	0	0	1	0	—	0	—	0	6
Bobby Hunt, S 1968-69.....	1	0	0	0	0	0	—	0	—	0	6
Lynn James, WR 1990-91.....	0	1	0	0	0	0	—	0	—	0	6
Dick Jauron, S 1978-81.....	0	0	0	0	1	0	—	0	—	0	6
Bill Johnson, RB 1985-87.....	1	0	0	0	0	0	—	0	—	0	6
Landon Johnson, LB 2004-07.....	0	0	0	0	0	1	—	0	—	0	6
Lee Johnson, P/K 1988-98.....	0	0	0	0	0	0	—	2	0	0	6
Roger Jones, CB 1994-96.....	0	0	0	0	1	0	—	0	—	0	6
Kevin Kaesviharn, S/CB 2001-06.....	0	0	0	0	0	1	—	0	—	0	6
Ethan Kilmer, S 2006-08.....	0	0	0	0	1	0	—	0	—	0	6
Charlie King, CB 1968-69.....	0	0	0	0	1	0	—	0	—	0	6
Tyler Kroft, TE 2015-16.....	0	1	0	0	0	0	—	0	—	0	6
Howie Kurnick, LB 1979-80.....	0	0	0	0	0	1	—	0	—	0	6
Kyle Larson, P 2004-08.....	1	0	0	0	0	0	—	0	—	0	6
Jim LeClair, LB 1972-83.....	0	0	0	0	0	1	—	0	—	0	6
Marc Logan, RB 1987-88.....	1	0	0	0	0	0	—	0	—	0	6
Bob Maddox, DE 1974.....	0	0	0	0	0	0	—	0	—	0	**6
Massimo Manca, K 1987.....	0	0	0	0	0	0	—	3	1	0	**6
David McCluskey, RB 1987.....	1	0	0	0	0	0	—	0	—	0	6
John McDaniel, WR 1974-77.....	0	1	0	0	0	0	—	0	—	0	6
Ostell Miles, RB 1992-93.....	1	0	0	0	0	0	—	0	—	0	6
Scott Mitchell, QB 2000-01.....	1	0	0	0	0	0	—	0	—	0	6
Melvin Morgan, CB 1976-78.....	0	0	0	0	0	1	—	0	—	0	**6
Reggie Nelson, S 2010-15.....	0	0	0	0	1	0	—	0	—	0	6
Terence Newman, CB 2012-14.....	0	0	0	0	0	0	—	0	—	0	**6
Deltha O'Neal, CB 2004-07.....	0	0	0	0	1	0	—	0	—	0	6
Cedric Peerman, RB 2010-16.....	1	0	0	0	0	0	—	0	—	0	6
Chris Pressley, FB 2010-13.....	0	1	0	0	0	0	—	0	—	0	6
Dave Rayner, K 2008.....	0	0	0	0	0	0	—	3	1	0	6
Reggie Rembert, WR 1991-93.....	0	1	0	0	0	0	—	0	—	0	6
Vincent Rey, LB 2010-16.....	0	0	0	0	1	0	—	0	—	0	6
Wade Russell, TE 1987.....	0	1	0	0	0	0	—	0	—	0	6
Mike St. Clair, DE 1980-82.....	0	0	0	0	0	1	—	0	—	0	6
Sam Shade, S 1995-98.....	0	0	0	0	0	1	—	0	—	0	6
Sedrick Shaw, RB 1999.....	1	0	0	0	0	0	—	0	—	0	6
John Simmons, CB/PR/KOR 1981-86.....	0	0	0	0	1	0	—	0	—	0	6
Tom Smiley, RB 1968.....	1	0	0	0	0	0	—	0	—	0	6
Akili Smith, QB 1999-2002.....	1	0	0	0	0	0	—	0	—	0	6
Alex Smith, TE 2013-14.....	0	1	0	0	0	0	—	0	—	0	6
Kendal Smith, WR 1989-90.....	0	1	0	0	0	0	—	0	—	0	6
Jimmy Spencer, CB 1996-97.....	0	0	0	0	0	1	—	0	—	0	6
Milt Segall, WR/KOR 1992-94.....	0	1	0	0	0	0	—	0	—	0	6
Eric Thomas, CB 1987-92.....	0	0	0	0	1	0	—	0	—	0	6
Odell Thurman, LB 2005.....	0	0	0	0	1	0	—	0	—	0	6

Melvin Tuten, OT/TE 1995-96.....	0	1	0	0	0	0	—	0	—	0	6		
C.J. Uzomah, TE 2015-16.....	0	1	0	0	0	0	—	0	—	0	6		
Fernandus Vinson, S 1991-94.....	0	0	0	0	0	1	—	0	—	0	6		
Kevin Walter, WR 2003-05.....	0	1	0	0	0	0	—	0	—	0	6		
Andrew Whitworth, OT/G 2006-16.....	0	1	0	0	0	0	—	0	—	0	6		
Madieu Williams, S/CB 2004-07.....	0	0	0	0	1	0	—	0	—	0	6		
Stepfret Williams, WR 1998.....	0	1	0	0	0	0	—	0	—	0	6		
Alfred Williams, LB/DE 1991-94.....	0	0	0	0	0	0	—	0	—	2	4		
Ross Browner, DE 1978-86.....	0	0	0	0	0	0	—	1	0	—	1	3	
Coy Bacon, DE 1976-77.....	0	0	0	0	0	0	—	0	—	0	1	2	
Gary Burley, DE 1975-83.....	0	0	0	0	0	0	—	0	—	0	—	1	2
Ron Carpenter, DT/DE 1970-76.....	0	0	0	0	0	0	—	0	—	0	—	1	2
Alex Gordon, LB 1991-93.....	0	0	0	0	0	0	—	0	—	0	—	1	2
Paul Justin, QB 1998.....	0	0	0	0	0	0	—	1	0	—	0	2	
Lemar Marshall, LB 2007.....	0	0	0	0	0	0	—	0	—	0	—	1	2
Taylor Mays, S 2011-14.....	0	0	0	0	0	0	—	0	—	0	—	1	2
Scott Schutt, LB 1987.....	0	0	0	0	0	0	—	0	—	0	—	1	2
Sherman White, DE 1972-75.....	0	0	0	0	0	0	—	0	—	0	—	1	2
Sandro Vitiello, K 1980.....	0	0	0	0	0	0	—	1	0	0	0	1	

* STATISTICS NOTES:

- TDs noted in the TD-FR column were TDs scored on defense or special teams on recoveries of opponents' fumbles.
- The two-point conversion existed in the AFL when Cincinnati was an AFL team from 1968-69, but it was not instituted in the NFL until 1994. Thus, all Bengals PATs scored from 1970-1993 were worth one point, regardless of whether they were scored by kick, run or pass.

** PLAYER POINT TOTAL NOTES:

- Barney Bussey scored a TD on a blocked punt recovery in the end zone vs. Detroit in 1989 (Bussey was not credited with the blocked punt itself).
- DeDe Dorsey scored a TD on a 19-yard blocked punt recovery return vs. Arizona in 2007 (Dorsey also was credited with the blocked punt itself).
- Tony Dye scored a TD on a 24-yard blocked punt recovery return vs. Cleveland in 2013 (Dye was not credited with the blocked punt itself).
- Bob Maddox scored a TD on a 3-year blocked punt recovery return vs. Kansas City in 1974 (Maddox also was credited with the blocked punt itself).
- Melvin Morgan scored a TD on a 32-yard fumble recovery return at Houston in 1976 after receiving a lateral from Coy Bacon, who recovered the fumble and returned it 48 yards himself (Morgan was not credited with the recovery itself but he received 32 fumble recovery return yards and the score, while Bacon received the recovery and 48 return yards).
- Terence Newman scored a TD on a 58-yard fumble recovery return vs. Green Bay in 2013. On the play, Reggie Nelson recovered a Packers fumble and returned it six yards before fumbling himself; then Newman recovered Nelson's fumble and returned it for the score. Nelson was credited for the opponent's fumble recovery and a six-yard return on the defensive statistics, while Newman did not receive credit defensively for the fumble recovery or the return yardage.
- Scott Petry scored a TD on a 25-yard blocked punt recovery return vs. Kansas City in 1978 (Petry also was credited with the blocked punt itself).
- Willie Shelby scored a TD on a blocked punt recovery in the end zone vs. Houston in 1977 (Shelby was not credited with the blocked punt itself).
- Brian Simmons received a lateral from CB Robert Bean, who recovered a fumble on a Steelers FG attempt, and returned it 56 yards for a TD vs. Pittsburgh in 2001 (Bean had returned the fumble recovery 10 yards before lateralling the ball to Simmons).
- Reggie Williams scored a TD on a blocked punt recovery in the end zone at Pittsburgh in 1977 (Williams was not credited with the blocked punt itself).

ALL-TIME RUSHING

Order based on total yards. Updated through 2016 season.
Players active with Bengals as of June 22, 2017 are listed in bold.

PLAYER, POS., YEARS	ATT	YDS	AVG	LG	TD
Corey Dillon, RB 1997-2003.....	1865	8061	4.3	961	45
James Brooks, RB 1984-91.....	1344	6447	4.8	651	37
Rudi Johnson, RB 2001-07.....	1441	5742	4.0	54	48
Pete Johnson, FB 1977-83.....	1402	5421	3.9	65	64
Cedric Benson, RB 2008-11.....	1109	4176	3.8	46	21
Harold Green, RB 1990-95.....	968	3727	3.9	751	8
Essex Johnson, RB/PR/KOR 1968-75.....	675	3070	4.5	861	18
Boobie Clark, FB 1973-78.....	719	2978	3.8	26	25
Archie Griffin, RB 1976-83.....	691	2808	4.1	771	7
Jeremy Hill, RB 2014-16.....	667	2757	4.1	851	29
Charles Alexander, HB/FB 1979-85.....	748	2645	3.5	37	13
Larry Kinnebrew, FB 1983-87.....	639	2582	4.0	52	37
Giovani Bernard, RB 2013-16.....	583	2442	4.2	891	14
Paul Robinson, RB/KOR 1968-72.....	617	2441	4.0	871	19
Ken Anderson, QB 1971-86.....	397	2220	5.6	29	20
Jess Phillips, RB/DB 1968-72.....	424	1860	4.4	83	8
BenJarvus Green-Ellis, RB 2012-13.....	498	1850	3.7	48	13
Ickey Woods, FB 1988-91.....	332	1525	4.6	56	27
Jeff Blake, QB 1994-99.....	285	1499	5.3	30	10
Derrick Fenner, FB 1992-94.....	374	1450	3.9	351	9
Lenvil Elliott, RB 1973-78.....	324	1395	4.3	32	3
Boomer Esiason, QB 1984-92, '97.....	340	1355	4.0	24	5
Stanford Jennings, RB/KOR 1984-90.....	308	1225	4.0	201	9
Brandon Bennett, RB/KOR 1998-2003.....	306	1127	3.7	371	5
Stanley Wilson, RB 1983-84, '86, '88.....	253	1118	4.4	581	11
Kenny Walton, RB 2003-08.....	242	1117	4.6	25	8
Doug Dressler, RB 1970-74.....	272	1101	4.0	431	9
Bernard Scott, RB/KOR 2009-13.....	255	1035	4.1	61	4
Andy Dalton, QB 2011-16.....	308	950	3.1	201	18
Garrison Hearst, RB 1996.....	225	847	3.8	24	0
Eric Bieniemy, RB/KOR 1995-98.....	192	803	4.2	331	6
Ki-Jana Carter, RB 1995-99.....	227	747	3.3	791	16
Fred Willis, RB 1971-72.....	177	717	4.1	36	7
Chris Perry, RB/KOR 2004-08.....	177	606	3.4	30	2
Eric Ball, FB/KOR 1989-94.....	156	576	3.7	27	8
Stan Fritts, RB 1975-76.....	141	575	4.1	22	11
Deacon Turner, RB/KOR 1978-80.....	142	549	3.9	65	1
Craig Taylor, RB 1989-91.....	114	480	4.2	341	7
Bill Johnson, RB 1985-87.....	86	475	5.5	34	1
David Klingler, QB 1992-95.....	69	420	6.1	29	0
Steve Broussard, RB 1994.....	94	403	4.3	371	2
Rex Burkhead, RB 2013-16.....	87	375	4.3	17	3
Charlie Davis, RB 1974-75.....	72	375	5.2	29	0
Ed Williams, RB 1974-75.....	93	374	4.0	19	5

Akili Smith, QB 1999-2002.....	70	371	5.3	24	1
Peter Warrick, WR/PR 2000-04.....	52	355	6.8	771	2
Cedric Peerman, RB 2010-16.....	70	349	5.0	48	1
Virgil Carter, QB 1970-73.....	54	345	6.4	73	4
Brian Leonard, RB 2009-12.....	86	336	3.9	42	0
Tony Davis, RB/PR 1976-78.....	84	316	3.8	16	5
Carson Palmer, QB 2003-10.....	179	316	1.8	15	5
Michael Basnight, RB 1999-2000.....	62	308	5.0	46	0
Ryan Fitzpatrick, QB 2007-08.....	60	304	5.1	22	2
Jon Kilna, QB 2001-05.....	101	299	3.0	20	5
Sam Wyche, QB 1968-70.....	439	299	7.0	23	3
Turk Schonert, QB 1980-85, '87-89.....	62	276	4.5	19	4
Marc Logan, RB 1987-88.....	39	213	5.5	51	1
Larry Johnson, RB 2009.....	46	204	4.4	27	0
Jack Thompson, QB 1979-82.....	39	200	5.1	21	6
Jeff Cothran, FB 1994-96.....	57	191	3.4	15	1
DeDe Dorsey, RB 2007-08.....	26	191	7.3	45	0
Donald Hollas, QB 1991-94.....	32	175	5.5	27	0
Chad Johnson, WR 2001-10.....	24	175	7.3	26	0
Eddie Brown, WR 1985-91.....	25	164	6.6	35	0
Mohamed Sanu, WR 2012-15.....	26	153	5.9	26	2
Jeremi Johnson, FB 2003-09.....	52	149	2.9	15	2
Greg Cook, QB 1969-74.....	25	148	5.9	30	1
Tom Smiley, RB 1968.....	63	146	2.3	11	1
Marvin Jones, WR 2012-15.....	16	145	9.1	37	0
Nick Luchey, FB/H-B 1999-2002, '05.....	33	143	4.3	13	2
T.J. Houshmandzadeh, WR/PR 2001-08.....	23	142	6.2	17	1
Darnay Scott, WR 1994-2001.....	21	137	6.5	23	0
Warren McVea, WR/KOR 1968.....	9	133	14.8	801	1
Estes Banks, RB 1968.....	34	131	3.9	20	0
Brian Milne, FB 1996-99.....	34	125	3.7	26	4
Clem Turner, RB 1969.....	23	105	4.6	34	

(All-time individual stats — receptions, cont.)

David Verser, WR/KOR 1981-84	23	454	19.7	73t	3	Michael Westbrook, WR 2002	8	94	11.8	26t	2	Mike Levenseller, WR 1979-80	2	30	15.0	22	0
Ed Williams, RB 1974-75	23	194	8.4	20	2	Anthony Munoz, OT 1980-92	7	18	2.6	12	4	Ed Marshall, WR 1971	2	18	9.0	10	0
Eric Ball, FB/KOR 1989-94	22	216	9.8	48t	3	Wesley Carroll, WR 1993	6	81	13.5	28	0	Kirk McMullen, TE 2001	2	15	7.5	11	0
Tyler Kroft, TE 2015-16	21	221	10.5	22	1	Quan Cosby, WR/PR 2009-10	6	71	11.8	23	0	Jack Novak, TE 1975	2	34	17.0	19	0
Warren McVea, WR/KOR 1968	21	264	12.6	55t	2	DeDe Dorsey, RB 2007-08	6	68	11.3	36	0	Marquis Pleasant, WR 1987	2	45	22.5	35	0
Ryan Hewitt, H-B 2014-16	20	198	9.9	22	0	Alex Erickson, WR/KOR/PR 2016	6	71	11.8	20	0	Ken Riley, CB 1969-83	2	15	7.5	17	0
Glenn Holt, WR/KOR 2006-08	20	172	8.6	22	2	David Frisch, TE 1993-94	6	43	7.2	12	0	Wade Russell, TE 1987	2	27	13.5	23	1
James Joseph, RB 1995	20	118	5.9	13	0	Ken Herock, TE 1968	6	75	12.5	22	0	Melvin Tuten, OT/TE 1995-96	2	12	6.0	9	1
Jeff Coltran, FB 1994-96	19	117	6.2	15	1	James Johnson, RB 2008	6	47	7.8	16	0	Derek Ware, TE 1995	2	36	18.0	21	0
Charlie Davis, RB 1974-75	19	171	9.0	32	0	Greg Little, WR 2014-15	6	69	11.5	21	0	Andre White, TE 2016	2	18	9.0	11	0
Damon Gibson, WR/PR 1998	19	258	13.6	76t	3	Ostell Miles, RB 1992-93	6	89	14.8	27	0	Mario Alford, WR 2015	1	15	15.0	15	0
Troy Sadowski, TE 1994-96	19	106	5.6	12	0	Stepfret Williams, WR 1998	6	81	13.5	19t	1	Ryan Benjamin, RB 1993	1	16	16.0	16	0
Tom Smiley, RB 1968	19	86	4.5	17	0	Kevin Brock, TE 2014	5	21	4.2	10	0	Brian Blados, G/OT 1984-91	1	4	4.0	4	0
Armon Binns, WR 2012	18	210	11.7	48t	1	Colin Cochart, TE 2011	5	44	8.8	25	1	Michael Blair, FB 1998	1	7	7.0	7	0
Rodney Tate, RB 1982-83	18	142	7.9	25	0	Mike Dingle, RB 1991-92	5	23	4.6	12	1	Drew Buie, WR 1972	1	5	5.0	5	0
James Wright, WR 2014-16	18	197	10.9	30	0	Dennis Law, WR/PR 1978	5	81	16.2	20	0	Al Chandler, TE 1973-74	1	9	9.0	9	0
Cody Core, WR 2016	17	200	11.8	50	0	Marc Logan, RB 1987-88	5	34	6.8	18	0	Andy Dalton, QB 2011-16	1	18	18.0	18t	1
Kendal Smith, WR 1989-90	17	185	10.9	41t	1	Chris Pressley, FB 2010-13	5	26	5.2	9	1	Ryan Fitzpatrick, QB 2007-08	1	-3	-3.0	-3	0
Michael Basnight, RB 1999-2000	16	172	10.8	47	0	Clem Turner, RB 1969	5	14	2.8	8	0	Scottie Graham, RB 1997	1	1	1.0	1	0
Brian Brennan, WR 1992	16	166	10.4	21	1	Estes Banks, RB 1968	4	15	3.8	13	1	Jim Hargrove, RB 1981	1	0	0.0	0	0
Bill Johnson, RB 1985-87	16	122	7.6	17	0	Jeff Hill, WR 1994-96	4	44	11.0	18	0	Champ Henson, RB 1975	1	-2	-2.0	-2	0
Saint Saffold, WR 1968	16	172	10.8	25	0	Ron Lamb, RB 1968-71	4	77	19.3	60	0	Bernard Jackson, S/CB/KOR 1972-76	1	22	22.0	22	0
Ben Utecht, TE 2008-09	16	123	7.7	14	0	Mill Stegall, WR/KOR 1992-94	4	43	10.8	13	1	Bob Johnson, C 1968-79	1	3	3.0	3	0
Tony Davis, RB/PR 1976-78	15	135	9.0	28	0	Jeff Thomason, TE 1992-93	4	22	5.5	10	0	Curtis Keaton, RB/KOR 2000-01	1	9	9.0	9	0
Stan Fritts, RB 1975-76	15	138	9.2	19	2	Gunnard Twyner, WR 1997	4	45	11.3	16	0	Mike Kelly, TE 1970-72	1	9	9.0	9	0
Dane Sanzenbacher, WR 2013-14	15	166	11.1	26	0	Dana Wright, RB 1987	4	28	7.0	11	0	David Klingler, QB 1992-95	1	-6	-6.0	-6	0
Damon Griffin, WR/PR 1999-2000	14	137	9.8	20	0	Chase Coffman, TE 2009-10	3	30	10.0	14	0	Marcus Maxwell, WR 2007-08	1	5	5.0	5	0
Rick Walker, TE 1977-79	14	153	10.9	28	3	Shane Garrett, WR/KOR 1991-92	3	32	10.7	13	0	David McCluskey, RB 1987	1	8	8.0	8	0
Cedric Peerman, RB 2010-16	13	123	9.5	17	0	Skyler Green, WR 2007	3	33	11.0	18	0	Reece Morrison, RB 1972-73	1	4	4.0	4	0
Garrison Hearst, RB 1996	12	131	10.9	40	1	Larry Johnson, RB 2009	3	4	1.3	6	0	Carl Parker, WR 1988-89	1	45	45.0	45	0
Donald Lee, TE 2011	11	115	10.5	26	0	Greg Meehan, WR 1987	3	25	8.3	12	0	Bill Peterson, LB 1968-72	1	10	10.0	10	0
Ryan Whalen, WR 2011-13	11	80	7.3	13	0	Nathan Poole, RB 1979-80	3	-14	-4.7	3	0	Cliff Russell, WR/KOR 2004	1	21	21.0	21	0
Lynn James, WR 1990-91	10	139	13.9	22	1	Alex Smith, TE 2013-14	3	12	4.0	7	1	Sedrick Shaw, RB 1999	1	-4	-4.0	-4	0
Tab Perry, WR/KOR 2005-07	10	109	10.9	30	1	John Farley, RB 1984	2	11	5.5	10	0	Willie Shelby, RB/KOR/PR 1976-77	1	3	3.0	3	0
Orson Charles, TE 2012-13	9	109	12.1	25	0	Jake Fisher, OT/H-B 2015-16	2	43	21.5	31	0	Akili Smith, QB 1999-2002	1	6	6.0	6	0
Steve Bush, TE/FB/LS 1997-2000	8	82	10.3	18	0	John Garrett, WR 1989	2	29	14.5	18	0	Tommie Smith, WR 1969	1	41	41.0	41	0
Patrick Robinson, WR/PR/KOR 1993	8	72	9.0	14	0	Tim George, WR 1973	2	28	14.0	19	0	Andrew Whitworth, OT/G 2006-16	1	1	1.0	1	1
						John Holifield, RB 1988-89	2	18	9.0	14	0	Sam Wyche, QB 1968-70	1	5	5.0	5	0
						Don Kern, TE 1984-85	2	14	7.0	9	0						
						Nate Lawrie, TE 2007-08	2	11	5.5	7	0						

ALL-TIME RECEIVING YARDS

Order based on total yards. Updated through 2016 season.

Players active with Bengals as of June 22, 2017 are listed in bold.

PLAYER, POS., YEARS	YDS	REC	AVG	LG	TD
Chad Johnson, WR 2001-10	10,783	751	14.4	82t	66
A.J. Green, WR 2011-16	7135	481	14.8	82t	49
Isaac Curtis, WR 1973-84	7101	416	17.1	85t	53
Carl Pickens, WR/PR 1992-99	6887	530	13.0	75t	63
Cris Collinsworth, WR 1981-88	6698	417	16.1	74t	36
Eddie Brown, WR 1985-91	6134	363	16.9	86t	41
Darnay Scott, WR 1994-2001	5975	386	15.5	88t	36
T.J. Houshmandzadeh, WR/PR 2001-08	5782	507	11.4	62	37
Tim McGehee, WR/KOR 1986-92, '94-95	4703	282	16.7	78t	25
Bob Truisky, TE/WR 1968-77	4600	298	15.4	80t	35
Rodney Holman, TE 1982-92	4329	318	13.6	73t	34
Tony Mc Gee, TE 1993-2001	3795	299	12.7	54	20
Dan Ross, TE 1979-83, '85	3204	263	12.2	41	16
Chip Myers, WR 1969-76	3079	218	14.1	63	12
James Brooks, RB 1984-91	3012	297	10.1	57t	27
Peter Warrick, WR/PR 2000-04	2811	264	10.6	77t	18
Jermaine Gresham, TE 2010-14	2722	280	9.7	55t	24
Steve Kreider, WR 1979-86	2119	150	14.1	56	9
Chris Henry, WR 2005-09	1826	119	15.3	73	21
Mohamed Sanu, WR 2012-15	1793	152	11.8	76t	11
Marvin Jones, WR 2012-15	1729	134	12.9	47	15
Billy Brooks, WR 1976-79	1683	93	18.1	94t	7
Giovani Bernard, RB 2013-16	1671	187	8.9	46	6
Archie Griffin, RB 1976-83	1607	192	8.4	52t	6
Don Bass, WR/TE 1978-81	1580	117	13.5	55t	13
Essex Johnson, RB/PR/KOR 1968-75	1541	121	12.7	78t	11
Tyler Eifert, TE 2013-16	1491	123	12.1	71	20
Corey Dillon, RB 1997-2003	1482	192	7.7	41	5
Charlie Joiner, WR 1972-75	1463	82	17.8	65t	6
M.L. Harris, TE 1980-85	1369	99	13.8	80t	10
Pete Johnson, FB 1977-83	1327	173	7.7	34	6
Speedy Thomas, WR 1969-72	1236	93	13.3	90t	8
Eric Crabtree, WR 1969-71	1188	73	16.3	73t	11
Andre Caldwell, WR/KOR 2008-11	1172	124	9.5	53	6
Boobie Clark, FB 1973-78	1139	151	7.5	39	2
David Dunn, WR/KOR 1995-98	1132	76	14.9	40	4
Charles Alexander, HB/FB 1979-85	1130	165	6.8	65t	2
Eric Bieniemy, RB/KOR 1995-98	1098	133	8.3	42	0
Stanford Jennings, RB/KOR 1984-90	1027	107	9.6	43t	9
Mike Martin, WR/PR/KOR 1983-89	1017	67	15.2	54t	6
Harold Green, RB 1990-95	1004	145	6.9	34	3
Jerome Simpson, WR 2008-11	1004	71	14.1	84	7
Andrew Hawkins, WR 2011-13	995	86	11.6	59t	4
Terrell Owens, WR 2010	983	72	13.7	78t	9
Reggie Kelly, TE 2003-10	970	125	7.8	32	3
Jeff Quey, WR 1992-95	963	77	12.5	83t	7
Matt Schobel, TE 2002-05	938	90	10.4	76t	9
Lenvil Elliott, RB 1973-78	921	102	9.0	33	9
Kelley Washington, WR 2003-06	893	72	12.4	51t	9
Bruce Coslet, TE 1969-76	878	61	14.4	71t	9
Brandon LaFell, WR 2016	862	64	13.5	86t	6
Pat McInally, PWR 1976-85	808	57	14.2	59t	5
Ron Dugans, WR 2000-02	797	89	9.0	31	3
Kenny Watson, RB 2003-08	762	103	7.4	46	1
Brandon Bennett, RB/KOR 1998-2003	756	90	8.4	55	1
Derrick Fenner, FB 1992-94	744	91	8.2	40	2
Eric Kattus, TE 1986-91	698	66	10.6	57	5
Doug Dressler, RB 1970-74	689	87	7.9	33	1
Marco Battaglia, TE 1996-2001	651	70	9.3	34	2
Brian Leonard, RB 2009-12	631	83	7.6	37	1
Jordan Shipley, WR 2010-11	614	56	11.0	64t	3
Danny Farmer, WR 2000-02	611	43	14.2	51	3
Tyler Boyd, WR 2016	603	54	11.2	30	3
Larry Kinnebrew, FB 1983-87	600	65	9.2	31	3
Rudi Johnson, RB 2001-07	588	101	5.8	33	1
Cedric Benson, RB 2008-11	556	80	7.0	79	1
Willie Jackson, WR 1998-99</					

(All-time individual stats — receiving yards, cont.)

Table with columns: Player Name, Position, Years, NO, YDS, AVG, LG, TD. Lists players like Ed Marshall, Anthony Munoz, Andre White, etc.

Table with columns: Player Name, Position, Years, NO, YDS, AVG, LG, TD. Lists players like Melvin Tuten, John Farley, Nate Lawrie, etc.

Table with columns: Player Name, Position, Years, NO, YDS, AVG, LG, TD. Lists players like Larry Johnson, Reece Morrison, Bob Johnson, etc.

ALL-TIME PUNTING

Order based on punting average. Updated through 2016 season. Players active with Bengals as of June 22, 2017 are listed in bold.

Table with columns: Player Name, Position, Years, NO, YDS, AVG, LG, TD. Lists players like Brad Costello, Jeff Hayes.

100 OR MORE PUNTS

Table with columns: Player Name, Position, Years, NO, YDS, AVG, LG, TD. Lists players like Kevin Huber, Dave Lewis, Lee Johnson, etc.

FEWER THAN 25 TOTAL PUNTS

Table with columns: Player Name, Position, Years, NO, YDS, AVG, LG, TD. Lists players like Mike Nugent, Greg Horne, Shawn Powell, etc.

25-99 TOTAL PUNTS

Table with columns: Player Name, Position, Years, NO, YDS, AVG, LG, TD. Lists players like Will Brice, Daniel Pope, Kyle Richardson, etc.

* NOTE: Net punting average was not an official NFL statistic until 1976.

ALL-TIME PUNT RETURNS

Order based on return average. Updated through 2016 season. Players active with Bengals as of June 22, 2017 are listed in bold.

50 OR MORE PUNT RETURNS

Table with columns: Player Name, Position, Years, NO, FC, YDS, AVG, LG, TD. Lists players like Adam Jones, Quan Cosby, Mike Martin, etc.

Table with columns: Player Name, Position, Years, NO, FC, YDS, AVG, LG, TD. Lists players like Willie Shelby, Antonio Chatman, Lyle Blackwood, etc.

FEWER THAN 25 PUNT RETURNS

Table with columns: Player Name, Position, Years, NO, FC, YDS, AVG, LG, TD. Lists players like Kenny Graham, Charlie King, Phil Spiller, etc.

Table with columns: Player Name, Position, Years, NO, FC, YDS, AVG, LG, TD. Lists players like Kendal Smith, Skyler Green, Bryan Hicks, etc.

25-49 PUNT RETURNS

Table with columns: Player Name, Position, Years, NO, FC, YDS, AVG, LG, TD. Lists players like Mitchell Price, Craig Yeast, Tony Davis, etc.

ALL-TIME KICKOFF RETURNS

Order based on return average. Updated through 2016 season. Players active with Bengals as of June 22, 2017 are listed in bold.

50 OR MORE KICKOFF RETURNS

Table with columns: Player Name, Position, Years, NO, YDS, AVG, LG, TD. Lists players like Adam Jones, Lemar Parrish, Tremain Mack, etc.

Table with columns: Player Name, Position, Years, NO, YDS, AVG, LG, TD. Lists players like Willie Shelby, Paul Robinson, Cliff Russell, etc.

FEWER THAN 25 KICKOFF RETURNS

Table with columns: Player Name, Position, Years, NO, YDS, AVG, LG, TD. Lists players like Tommy Casanova, Willie Jackson, Bill Peterson, etc.

Table with columns: Player Name, Position, Years, NO, YDS, AVG, LG, TD. Lists players like Antonio Chatman, Adrian Hardy, Stanley Wilson, etc.

(All-time individual stats — kickoff returns, cont.)

Don Bass, WR/TE 1978-81.....7	138	19.71	33	0	John Farley, RB 1984.....6	93	15.50	32	0	Brock Gutierrez, C/G 1996-2002.....3	26	8.67	11	0
Chris Perry, RB/KOR 2004-08.....21	412	19.62	36	0	Vaughn Lusby, CB/PR 1979.....6	92	15.33	28	0	Tony Stewart, TE 2002-06.....5	43	8.60	13	0
Ryan Benjamin, RB 1993.....4	78	19.50	24	0	Ken Brown, WR 1987.....3	45	15.00	20	0	Orson Charles, TE 2012-13.....2	17	8.50	10	0
Rex Burkhead, RB 2013-16.....6	114	19.00	26	0	Marvin Cobb, S 1975-79.....1	15	15.00	15	0	Jerome Simpson, WR 2008-11.....1	8	8.00	8	0
Derrick Fenner, RB 1992-94.....2	38	19.00	19	0	Jim Corbett, TE 1977-80.....1	15	15.00	15	0	Steve Tovar, LB 1993-97.....1	8	8.00	8	0
Steve Kreidler, WR 1979-86.....1	19	19.00	19	0	Howie Kurnick, LB 1979-80.....4	60	15.00	20	0	Chris Pressley, FB 2010-13.....2	15	7.50	8	0
Brian Leonard, RB 2009-12.....2	38	19.00	24	0	Dennis Law, WR/PR 1978.....2	30	15.00	17	0	Larry Kinnebrew, FB 1983-87.....1	7	7.00	7	0
Carl Zander, LB 1985-91.....1	19	19.00	19	0	Langston Moore, DT 2004.....1	15	15.00	15	0	Marco Battaglia, TE 1996-01.....2	13	6.50	8	0
Damon Griffin, WR/PR 1999-2000.....23	425	18.48	42	0	Ross Browner, DE 1978-86.....2	29	14.50	15	0	Ron Simpkins, LB 1980-86.....5	32	6.40	15	0
Dave Lewis, P/QB 1970-73.....3	55	18.33	27	0	Deltha O'Neal, CB 2004-07.....2	29	14.50	15	0	Giovani Bernard, RB 2013-16.....1	6	6.00	6	0
Terrell Roberts, CB 2003-04.....7	128	18.29	23	0	Kendal Smith, WR 1989-90.....7	100	14.29	20	0	Eddie Brown, WR 1985-91.....1	6	6.00	6	0
Phil Spiller, S 1968.....5	91	18.20	28	0	Cedric Peerman, RB 2010-16.....11	157	14.27	26	0	Steve Bush, TE/FB/LS 1997-2000.....3	18	6.00	8	0
Daniel Coats, TE/FB 2007-10.....1	18	18.00	18	0	Laveranues Coles, WR 2009.....1	14	14.00	14	0	Ron Dugans, WR 2000-02.....1	6	6.00	6	0
Rickey Dixon, DB 1988-92.....1	18	18.00	18	0	Melvin Morgan, CB 1976-78.....1	14	14.00	14	0	Greg Fairchild, G 1976-77.....1	6	6.00	6	0
Gunnard Twyner, WR 1997.....4	72	18.00	24	0	James Johnson, RB 2008.....1	13	13.00	13	0	Clem Turner, RB 1969.....3	15	5.00	13	0
Mitchell Price, CB/PR 1990-93.....17	302	17.76	33	0	Jeff Query, WR 1992-95.....1	13	13.00	13	0	Nate Clements, CB/S 2011-12.....1	4	4.00	4	0
Quan Cosby, WR/PR 2009-10.....16	283	17.69	31	0	Doug Dressler, RB 1970-74.....8	100	12.50	22	0	Tony McGee, TE 1993-01.....1	4	4.00	4	0
Estes Banks, RB 1968.....6	106	17.67	24	0	Nick Luchey, FB/H-B 1999-2002, '05.....13	161	12.38	24	0	Troy Sadowski, TE 1994-96.....2	7	3.50	7	0
Charlie Joiner, WR 1972-75.....5	88	17.60	25	0	Jim Browner, S 1979-80.....8	97	12.13	26	0	Mohamed Sanu, WR 2012-15.....1	2	2.00	2	0
Bryan Hicks, S 1980-84.....5	87	17.40	21	0	Louis Breeden, CB 1977-87.....1	12	12.00	12	0	Matt Schobel, TE 2002-05.....2	4	2.00	4	0
Richard Carey, CB 1989.....6	104	17.33	23	0	M.L. Harris, TE 1980-85.....1	12	12.00	12	0	Glen Steele, DT/DE 1998-2003.....1	2	2.00	2	0
Leon Hall, CB 2007-15.....3	52	17.33	29	0	Ron Hunt, OT 1976-78.....2	24	12.00	17	0	Ted Vincent, DT 1978.....1	2	2.00	2	0
Lyle Blackwood, S/PR 1973-75.....1	17	17.00	17	0	Jim Riggs, TE 1987-92.....3	35	11.67	15	0	Eric Shaw, LB 1992-94.....1	1	1.00	1	0
James Brooks, RB 1984-91.....24	408	17.00	37	0	Tony Davis, RB/PR 1976-78.....10	114	11.40	21	0	Tom Dinkel, LB 1978-83, '85.....2	1	0.50	1	0
Jo-Jo Heath, DB 1980.....3	51	17.00	21	0	Joe King, S 1991.....3	34	11.33	17	0	Bruce Coslet, TE 1969-76.....1	0	0.00	0	0
James Joseph, RB 1995.....1	17	17.00	17	0	Boobie Clark, FB 1973-78.....1	11	11.00	11	0	Brad Cousino, LB 1975.....1	0	0.00	0	0
Nathan Poole, RB 1979-80.....8	136	17.00	24	0	Jeff Coltran, FB 1994-96.....1	11	11.00	11	0	David Fulcher, S 1986-92.....1	0	0.00	0	0
Rodney Holman, TE 1982-92.....2	33	16.50	18	0	Guy Dennis, G 1969-72.....1	11	11.00	11	0	James Griffin, S 1983-85.....1	0	0.00	0	0
Carl Powell, DE 2003-05.....2	33	16.50	20	0	Pete Johnson, FB 1977-83.....1	11	11.00	11	0	Harry Gunner, DE 1968-69.....1	0	0.00	0	0
Ed Williams, RB 1974-75.....2	33	16.50	22	0	Wayne McClure, LB 1968, '70.....1	11	11.00	11	0	John Hollifield, RB 1988-89.....1	0	0.00	0	0
Shane Garrett, WR/KOR 1991-92.....13	214	16.46	24	0	Dennis Randall, DE 1968.....1	11	11.00	11	0	Mike Kelly, TE 1970-72.....2	0	0.00	0	0
Steve Broussard, RB 1994.....7	115	16.43	24	0	Eric Kattus, TE 1986-91.....3	32	10.67	13	0	Bobby Kemp, S 1981-86.....1	0	0.00	0	0
Ron Lamb, RB 1968-71.....9	147	16.33	25	0	Mike Barber, WR 1990-92.....2	21	10.50	14	0	Saint Saffold, WR 1968.....1	0	0.00	0	0
Jerry Anderson, S 1977.....8	129	16.13	21	0	Craig Taylor, RB 1989-91.....2	21	10.50	16	0	Gary Williams, WR 1984.....1	0	0.00	0	0
Ostlel Miles, RB 1992-93.....12	193	16.08	27	0	Lorenzo Neal, FB 2001-02.....5	52	10.40	17	0	Eric Thomas, CB 1987-92.....1	-1	-1.00	-1	0
Jeremi Johnson, FB 2003-09.....1	16	16.00	16	0	DeDe Dorsey, RB 2007-08.....2	20	10.00	20	0	Andre Collins, LB 1995-97.....1	-3	-3.00	-3	0
Marc Logan, RB 1987-88.....7	111	15.86	24	0	Stan Fritts, RB 1975-76.....1	10	10.00	10	0	Robert Jackson, S 1981-87, '89.....0f	0	—	—	0
Craig Yeast, WR/PR 1999-2000.....10	156	15.60	29	0	Kimo von Oelhoffen, NT/DT 1994-99.....1	10	10.00	10	0	Keiwan Ratliff, CB/PR 2004-07, '09-10.....0f	0	—	—	0
					Reggie Kelly, TE 2003-10.....7	68	9.71	15	0	Rick Razzano, LB 1980-84.....0f	0	—	—	0
					Ki-Jana Carter, RB 1995-99.....1	9	9.00	9	0					
					Greg Meehan, WR 1987.....1	9	9.00	9	0					

ALL-TIME INTERCEPTIONS

Order based on total interceptions. Updated through 2016 season. Players active with Bengals as of June 22, 2017 are listed in bold.

PLAYER, POS., YEARS	NO	YDS	AVG	LG	TD									
Ken Riley, CB 1969-83.....65	596	9.2	66	5	Bill Peterson, LB 1968-72.....5	39	7.8	17	0	Richard Carey, CB 1989.....1	5	5.0	5	0
Louis Breeden, CB 1977-87.....33	558	16.9	102t	2	Takeo Spikes, LB 1998-2002.....5	85	17.0	66t	1	Al Coleman, S 1969-71.....1	15	15.0	15	0
David Fulcher, S 1986-92.....31	246	7.9	28	2	Odell Thurman, LB 2005.....5	59	11.8	30t	1	Ricky Davis, S 1975.....1	26	26.0	26	0
Leon Hall, CB 2007-15.....26	261	10.0	50t	3	Shawn Williams, S 2013-16.....5	28	5.6	14	0	Darqueze Dennard, CB 2014-16.....1	10	10.0	10	0
Lemar Parrish, CB/PR/KOR 1970-77.....25	354	14.2	65t	4	Sandy Durko, S 1970-72.....4	46	11.5	25	0	Chris Devlin, LB 1975-78.....1	2	2.0	2	0
Reggie Nelson, S 2010-15.....23	333	14.5	75t	1	Greg Myers, S/PR 1996-99.....4	35	8.8	25	0	Tom Dinkel, LB 1978-83, '85.....1	1	1.0	1	0
Tory James, CB 2003-06.....21	171	8.1	31	0	Scott Perry, CB 1976-79.....4	70	17.5	39t	2	Gerald Dixon, LB 1996-97.....1	10	10.0	10	0
Tommy Casanova, S/PR 1972-77.....17	276	16.2	33t	2	Vincent Rey, LB 2010-16.....4	35	8.8	25t	1	Carlos Dunlap, DE 2010-16.....1	14	14.0	14t	1
Deltha O'Neal, CB 2004-07.....16	212	13.3	42	1	Sam Shade, S 1995-98.....4	54	13.5	32	0	Eddie Edwards, DE/DT 1977-88.....1	2	2.0	2	0
Reggie Williams, LB 1976-89.....16	194	12.1	54t	1	Doug Adams, LB 1971-74.....3	44	14.7	19	0	Richard Fain, CB 1991.....1	1	1.0	1	0
Al Beauchamp, LB 1968-75.....15	144	9.6	34	2	Leo Barker, LB 1984-91.....3	36	12.0	29	0	Jonathan Fanene, DE/DT 2005-11.....1	45	45.0	45t	1
Robert Jackson, S 1981-87, '89.....15	202	13.5	57t	2	Jeff Burris, CB 2002-03.....3	22	7.3	17	0	Steve Foley, LB 1998-2002.....1	1	1.0	1	0
Kevin Kaeoivihang, S/CB 2001-06.....15	101	6.7	29	0	Tom Carter, CB 1999-2001.....3	40	13.3	30	0	Oliver Gibson, DT/NT 1999-2003.....1	6	6.0	6	0
Eric Thomas, CB 1987-92.....15	82	5.5	37	1	Nate Clements, CB/S 2011-12.....3	26	8.7	21	0	Alan Grant, CB 1993.....1	17	17.0	17	0
Ray Horton, CB 1983-88.....14	189	13.5	55t	2	John Copeland, DE/DT 1993-2000.....3	19	6.3	12	0	David Grant, NT 1988-91.....1	0	0.0	0	0
Johnathan Joseph, CB 2006-10.....14	228	16.3	42t	3	Ken Dyer, S 1969-71.....3	45	15.0	22	0	John Guillory, DB 1969-70.....1	0	0.0	0	0
Ashley Ambrose, CB 1996-98.....13	119	9.2	31t	1	Robert Geathers, DE/LB 2004-14.....3	68	22.7	36t	1	James Harrison, LB 2013.....1	9	9.0	9	0
Marvin Cobb, S 1975-79.....13	240	18.5	52t	1	Kenny Graham, S 1970.....3	31	10.3	31	0	Sherrill Headrick, LB 1968.....1	0	0.0	0	0
James Francis, LB 1990-98.....11	205	18.6	66t	3	Cory Hall, S 1999-2002.....3	14	4.7	12	0	Kim Herring, S 2004-05.....1	0	0.0	0	0
Ray Griffin, CB/KOR 1978-84.....11	305	27.7	96t	3	Rodney Heath, CB 1999-2001.....3	72	24.0	58t	1	Bryan Hicks, S 1980-84.....1	8	8.0	8	0
Dick Jauron, S 1978-81.....11	104	9.5	24t	1	Dexter Jackson, S 2006-08.....3	53	17.7	46	0	Landon Johnson, LB 2004-07.....1	2	2.0	2	0
Adam Jones, CB/PR/KOR 2010-16.....11	109	9.9	60t	1	Brandon Johnson, LB 2008-11.....3	47	15.7	35	0	Dhani Jones, LB 2007-10.....1	13	13.0	13	0
Corey Sawyer, CB/PR 1994-98.....11	163	14.8	61	1	Michael Johnson, DE/LB 2009-13, '15-16.....3	10	3.3	7	0	Ethan Kilmer, S 2006-08.....1	52	52.0	52t	1
Brian Simmons, LB 1998-2006.....11	169	15.4	51t	2	Louis Oliver, S 1994.....3	36	12.0	19	0	Charlie King, CB 1968-69.....1	32	32.0	32t	1
Darryl Williams, S 1992-95, 2000-01.....11	289	26.3	97t	2	Bo Orlando, S 1996-97.....3	3	1.0	3	0	Jevon Langford, DE 1996-01.....1	0	0.0	0	0
Barney Bussey, S/KOR 1986-92.....10	77	7.7	19	0	Jess Phillips, RB/DB 1968-72.....3	26	8.7	23	0	Chris Lewis-Harris, CB 2012-16.....1	10	10.0	11	0
Jim LeClair, LB 1972-83.....10	64	6.4	21	0	Keiwan Ratliff, CB/PR 2004-07, '09-10.....3	52	17.3	35	0	Corey Lynch, S 2008.....1	6	6.0	6	0
Bill Bergey, LB 1969-73.....9	163	18.1	58	0	Carl Zander, LB 1985-91.....3	33	11.0	18	0	Tremain Mack, S/CB/KOR 1997-2000.....1	29	29.0	29	0
Lewis Billups, CB 1986-91.....9	86	9.6	29	0	Ken Avery, LB 1969-74.....2	20	10.0	15	0	Ricardo McDonald, LB 1992-97.....1	0	0.0	0	0
James Griffin, S 1983-85.....9	214	23.8	57t	3	Roger Beckett, S 2003-04.....2	11	5.5	11	0					

ALL-TIME SACKS

Order based on total sacks. Updated through 2016 season. Players active with Bengals as of June 22, 2017 are listed in bold.

Table with columns: PLAYER, POS., YEARS, SKS, YDS. Lists players like Eddie Edwards, Reggie Williams, Ross Browner, etc., with their sack and yardage totals.

Table with columns: Player Name, Position, Years, SKS, YDS. Lists players like David Grant, Jim LeClair, Mike St. Clair, etc., with their sack and yardage totals.

Table with columns: Player Name, Position, Years, SKS, YDS. Lists players like Canute Curtis, Guy Frazier, Alex Gordon, etc., with their sack and yardage totals.

Table with columns: Player Name, Position, Years, SKS, YDS. Lists players like Ray Griffin, A.J. Hawk, Bryan Hicks, etc., with their sack and yardage totals.

* NOTE: Regular-season defensive statistics were not kept regularly until 1976, thus sack information is not available from '68-75.

SUPERLATIVE PERFORMANCES

SINGLE SEASON

1000-YARD RUSHERS

YARDS	PLAYER	YEAR
1458	Rudi Johnson	2005
1454	Rudi Johnson	2004
1435	Corey Dillon	2000
1315	Corey Dillon	2001
1311	Corey Dillon	2002
1309	Rudi Johnson	2006
1251	Cedric Benson	2009
1239	James Brooks	1989
1200	Corey Dillon	1999
1170	Harold Green	1992
1130	Corey Dillon	1998
1129	Corey Dillon	1997
1124	Jeremy Hill	2014
1111	Cedric Benson	2010
1094	BenJarvus Green-Ellis	2012
1087	James Brooks	1986
1077	Pete Johnson	1981
1067	Cedric Benson	2011
1066	Ickey Woods	1988
1023	Paul Robinson	1968
1004	James Brooks	1990

3000-YARD PASSERS

YARDS	PLAYER	YEAR
4293	Andy Dalton	2013
4206	Andy Dalton	2016
4131	Carson Palmer	2007
4035	Carson Palmer	2006
3970	Carson Palmer	2010
3959	Boomer Esiason	1986
3836	Carson Palmer	2005
3822	Jeff Blake	1995
3754	Ken Anderson	1981
3669	Andy Dalton	2012
3624	Jeff Blake	1996
3591	Jon Kitna	2003
3572	Boomer Esiason	1988
3525	Boomer Esiason	1989
3443	Boomer Esiason	1985
3398	Andy Dalton	2011
3398	Andy Dalton	2014
3321	Boomer Esiason	1987
3250	Andy Dalton	2015
3216	Jon Kitna	2001
3178	Jon Kitna	2002
3169	Ken Anderson	1975
3094	Carson Palmer	2009
3031	Boomer Esiason	1990

1000-YARD RECEIVERS

YARDS	PLAYER	YEAR
1440	Chad Johnson	2007
1432	Chad Johnson	2005
1426	A.J. Green	2013
1369	Chad Johnson	2006
1355	Chad Johnson	2003
1350	A.J. Green	2012
1297	A.J. Green	2015
1274	Chad Johnson	2004
1273	Eddie Brown	1988
1234	Carl Pickens	1995
1211	Tim McGee	1989
1180	Carl Pickens	1996
1166	Chad Johnson	2002
1143	T.J. Houshmandzadeh	2007
1130	Cris Collinsworth	1983
1127	Carl Pickens	1994
1125	Cris Collinsworth	1985
1081	T.J. Houshmandzadeh	2006
1057	A.J. Green	2011
1047	Chad Johnson	2009
1041	A.J. Green	2014
1024	Cris Collinsworth	1986
1023	Carl Pickens	1998
1022	Darnay Scott	1999
1009	Cris Collinsworth	1981

SINGLE GAME

100-YARD RUSHERS

Order is chronological. Updated through 2016 season.

DATE	OPP	PLAYER	ATT	YDS	LG	TD
10-27-68	@Oak.	Paul Robinson	17	159	87	1
11-3-68	Hou.	Paul Robinson	21	156	31	1
11-10-68	K.C.	Paul Robinson	24	115	36	0
11-17-68	@Mia.	Paul Robinson	22	134	54	3
10-4-69	@S.D.	Jess Phillips	13	103	49	0
11-2-69	Oak.	Jess Phillips	15	120	83	1
11-30-69	@Buff.	Paul Robinson	24	117	17	0
9-20-70	Oak.	Jess Phillips	15	130	76	1
11-15-70	Cle.	Virgil Carter	9	110	73	0
11-22-70	Pitt.	Paul Robinson	18	119	24	1
9-19-71	Phil.	Essex Johnson	8	113	68	1
12-5-71	@Cle.	Essex Johnson	4	109	86	1
10-29-72	Hou.	Doug Dressler	19	110	16	1
10-29-72	Hou.	Essex Johnson	16	103	19	1
9-23-73	Hou.	Essex Johnson	15	131	19	1
9-30-73	@S.D.	Essex Johnson	21	121	29	0
10-14-73	Pitt.	Boobie Clark	28	112	11	1
10-21-73	K.C.	Boobie Clark	26	104	11	1
10-31-76	Cle.	Boobie Clark	21	100	24	2
11-21-76	@K.C.	Archie Griffin	13	139	77	1
10-23-77	Den.	Pete Johnson	16	108	65	1
11-5-78	@S.D.	Deacon Turner	16	116	58	0
12-17-78	Cle.	Pete Johnson	27	160	25	1
10-28-79	Phil.	Archie Griffin	6	103	63	0
11-18-79	@Hou.	Pete Johnson	14	113	35	1
11-25-79	SIL.	Archie Griffin	17	105	36	0
10-19-80	Minn.	Pete Johnson	26	115	25	1
11-30-80	@K.C.	Pete Johnson	17	112	57	1
12-7-80	Balt.	Pete Johnson	32	118	9	2
12-14-80	@Chi.	Pete Johnson	28	134	18	1
11-1-81	Hou.	Pete Johnson	26	114	15	1
11-29-81	@Cle.	Pete Johnson	21	105	18	2
11-28-82	L.A. Raiders	Pete Johnson	23	129	19	1
10-30-83	G.B.	Pete Johnson	26	112	11	2
11-20-83	Hou.	Pete Johnson	30	137	15	2
12-4-83	@Pitt.	Pete Johnson	38	126	16	2
12-11-83	Det.	Pete Johnson	26	118	16	2
11-18-84	Sea.	Larry Kinnebrew	22	119	12	0
9-8-85	Sea.	Larry Kinnebrew	18	101	16	1
9-30-85	@Pitt.	James Brooks	18	133	32	2
11-3-85	@Buff.	Larry Kinnebrew	30	128	10	1
12-8-85	Dall.	James Brooks	13	109	32	2
9-18-86	@Cle.	James Brooks	14	118	53	0
10-19-86	Hou.	James Brooks	18	133	24	2
11-2-86	@Det.	James Brooks	15	120	55	0
12-7-86	@N.E.	James Brooks	18	163	56	1
12-7-86	@N.E.	Stanley Wilson	16	120	58	1
10-11-87	@Sea.	Marc Logan	16	103	30	1
11-15-87	@Atl.	Larry Kinnebrew	27	100	17	1
10-9-88	NYJ	Ickey Woods	30	139	21	2
10-23-88	Hou.	James Brooks	16	102	18	3
11-6-88	Pitt.	Ickey Woods	10	110	56	0
11-20-88	@Dall.	James Brooks	16	148	51	1
11-27-88	Buff.	Ickey Woods	26	129	17	3
12-4-88	S.D.	Ickey Woods	19	141	30	2
12-17-88	Wash.	Ickey Woods	18	115	24	0
9-17-89	Pitt.	James Brooks	20	113	16	1
10-8-89	@Pitt.	James Brooks	17	127	65	2
10-29-89	T.B.	James Brooks	17	131	41	1
11-13-89	@Hou.	James Brooks	19	141	58	1
11-26-89	@Buff.	James Brooks	20	105	30	0
11-18-90	Pitt.	James Brooks	20	105	21	0
12-23-90	Hou.	James Brooks	20	201	56	1
9-8-91	Hou.	James Brooks	20	101	14	0
9-15-91	@Cle.	James Brooks	18	111	25	0
10-13-91	@Dall.	Harold Green	12	124	75	1
10-21-91	@Buff.	Harold Green	26	141	28	0
11-3-91	Cle.	Harold Green	24	135	29	0
9-6-92	@Sea.	Harold Green	21	123	52	0
9-20-92	@G.B.	Harold Green	21	101	15	0
11-8-92	@Chi.	Harold Green	25	117	16	0
11-29-92	Pitt.	Harold Green	16	116	34	0
12-20-92	N.E.	Harold Green	31	190	53	1
9-21-97	@Den.	Ki-Jana Carter	13	104	79	1
11-2-97	S.D.	Corey Dillon	19	123	71	1
11-30-97	@Phil.	Corey Dillon	19	114	37	0
12-4-97	Tenn.	Corey Dillon	39	246	59	4
12-14-97	Dall.	Corey Dillon	26	127	14	1
9-27-98	@Balt.	Corey Dillon	25	116	14	0
10-18-98	@Tenn.	Corey Dillon	14	124	66	1
11-1-98	Den.	Corey Dillon	35	110	27	0
11-9-98	Jax.	Corey Dillon	16	107	61	0
9-26-99	@Car.	Corey Dillon	20	113	30	0
10-10-99	@Cle.	Corey Dillon	28	168	38	0
11-28-99	@Pitt.	Corey Dillon	23	120	20	0
12-5-99	S.F.	Corey Dillon	25	133	27	1
12-12-99	Cle.	Corey Dillon	28	192	50	3
10-1-00	Mia.	Corey Dillon	22	110	19	0
10-22-00	Den.	Corey Dillon	22	278	65	2
10-29-00	@Cle.	Corey Dillon	27	137	25	1
11-26-00	Pitt.	Corey Dillon	23	128	20	2
12-3-00	Ariz.	Corey Dillon	35	216	57	1
9-9-01	N.E.	Corey Dillon	24	104	40	1
10-14-01	Cle.	Corey Dillon	31	140	25	1
10-28-01	@Det.	Corey Dillon	27	184	96	2
12-23-01	@Balt.	Corey Dillon	24	127	19	0
9-15-02	@Cle.	Corey Dillon	22	108	14	0
10-6-02	@Ind.	Corey Dillon	23	164	67	2
10-27-02	Tenn.	Corey Dillon	30	138	31	1
11-10-02	@Balt.	Corey Dillon	21	102	19	0
12-22-02	N.O.	Corey Dillon	18	126	26	0
10-26-03	Sea.	Rudi Johnson	27	101	18	1
11-9-03	Hou.	Rudi Johnson	43	182	21	2
11-16-03	K.C.	Rudi Johnson	22	165	54	0
11-23-03	@S.D.	Corey Dillon	18	108	39	0
12-14-03	S.F.	Rudi Johnson	21	174	49	2
10-3-04	@Pitt.	Rudi Johnson	24	123	15	1
10-25-04	Den.	Rudi Johnson	24	119	36	1
11-14-04	@Wash.	Rudi Johnson	31	102	16	1
11-28-04	Cle.	Rudi Johnson	26	202	52	2
12-19-04	Buff.	Rudi Johnson	23	130	31	1
9-11-05	@Cle.	Rudi Johnson	26	126	13	1
11-27-05	Balt.	Rudi Johnson	27	114	28	2
12-11-05	Cle.	Rudi Johnson	30	169	32	1
12-18-05	@Det.	Rudi Johnson	24	117	33	2
9-17-06	Cle.	Rudi Johnson	26	145	20	2
10-22-06	Car.	Rudi Johnson	26	101	21	0
11-19-06	@N.O.	Rudi Johnson	27	111	22	0
12-10-06	Oak.	Rudi Johnson	30	117	11	2
12-24-06	@Den.	Rudi Johnson	30	129	13	1
9-16-07	@Cle.	Rudi Johnson	23	118	20	0
10-21-07	NYJ	Kenny Watson	31	130	12	3
12-23-07	Cle.	Kenny Watson	30	130	24	1
11-2-08	Jax.	Cedric Benson	24	104	30	1
12-21-08	@Cle.	Cedric Benson	38	171	46	0
12-28-08	K.C.	Cedric Benson	25	111	14	1
9-20-09	@G.B.	Cedric Benson	29	141	14	0
10-11-09	@Balt.	Cedric Benson	27	120	28	1
10-25-09	Chi.	Cedric Benson	37	189	26	1
11-8-09	Balt.	Cedric Benson	34	117	21	1
11-22-09	@Oak.	Bernard Scott	21	119	61	0
11-29-09	Cle.	Larry Johnson	22	107	13	0
12-6-09	Det.	Cedric Benson	36	110	11	0
12-27-09	K.C.	Cedric Benson	29	133	32	0
10-10-10	T.B.	Cedric Benson	23	144	22	0
11-21-10	Buff.	Cedric Benson	25	124	26	1
12-19-10	Cle.	Cedric Benson	31	150	18	1
9-11-11	@Cle.	Cedric Benson	25	121	39	1
10-2-11	Buff.	Cedric Benson	19	104	28	0
11-27-11	Cle.	Cedric Benson	21	106	33	1
11-18-12	@K.C.	BenJarvus Green-Ellis	25	101	21	1
11-25-12	Oak.	BenJarvus Green-Ellis	19	129	48	1
12-2-12	@S.D.	BenJarvus Green-Ellis	25	118	41	0
12-13-12	@Phil.	BenJarvus Green-Ellis	25	106	29	1
10-12-14	Car.	Giovani Bernard	18	137	89	1
11-2-14	Jax.	Jeremy Hill	24	154	60	2
11-16-14	@N.O.	Jeremy Hill	27	152	62	0
12-14-14	@Cle.	Jeremy Hill	25	148	21	2
12-22-14	Den.	Jeremy Hill	22	147	85	1
12-28-14	@Pitt.	Jeremy Hill	23	100	22	0
9-20-15	S.D.	Giovani Bernard	20	123	26	0
10-23-16	Cle.	Jeremy Hill	9	168	74	1
12-11-16	@Cle.	Jeremy Hill	25	111	11	1
1-1-16	Balt.	Rex Burkhead	27	119	17	2

300-YARD PASSERS

Order is chronological. Updated through 2016 season.

DATE	OPP	PLAYER	ATT	CMP	YDS	TD	LG	INT
9-21-69	S.D.	Greg Cook	22	14	327</			

(Superlative performances — 300-yard passers, continued)

9-2-84	@Den.	Ken Anderson	49	25	323	0	28	1	12-1-02	Balt.	Jon Kitna	46	30	308	2	35	1
9-9-84	K.C.	Ken Anderson	37	24	310	0	35	0	9-14-03	@Oak.	Jon Kitna	41	25	303	1	34	2
9-16-84	@NYJ	Ken Anderson	22	16	316	2	80	4	9-26-04	Balt.	Carson Palmer	52	25	316	0	23	3
9-22-85	S.D.	Boomer Esiason	44	26	320	3	26	2	12-5-04	@Balt.	Carson Palmer	36	29	382	3	51	1
10-20-85	@Hou.	Boomer Esiason	52	30	381	3	39	3	9-18-05	Minn.	Carson Palmer	40	27	337	3	70	1
12-1-85	Hou.	Boomer Esiason	24	18	320	3	64	0	11-20-05	Ind.	Carson Palmer	38	25	335	2	68	1
12-15-85	@Wash.	Boomer Esiason	39	22	357	2	56	2	11-27-05	Balt.	Carson Palmer	30	22	302	3	54	1
11-16-86	Sea.	Boomer Esiason	33	22	334	1	57	1	9-17-06	Cle.	Carson Palmer	40	24	352	2	43	2
11-30-86	@Den.	Boomer Esiason	30	21	306	2	46	1	11-12-06	S.D.	Carson Palmer	42	31	440	3	74	0
12-21-86	NYJ	Boomer Esiason	30	23	425	5	49	1	9-16-07	@Cle.	Carson Palmer	50	33	401	6	32	2
10-25-87	@Pitt.	Boomer Esiason	32	20	303	2	43	2	9-23-07	@Sea.	Carson Palmer	43	27	342	1	35	2
11-1-87	Hou.	Boomer Esiason	41	26	387	2	47	2	10-14-07	@K.C.	Carson Palmer	43	26	320	2	42	2
11-22-87	Pitt.	Boomer Esiason	53	30	409	0	49	3	11-18-07	Ariz.	Carson Palmer	52	37	329	2	37	4
12-6-87	K.C.	Boomer Esiason	44	28	368	2	26	0	12-30-07	@Mia.	Carson Palmer	32	23	316	3	70	1
12-13-87	@Cle.	Boomer Esiason	39	22	361	1	54	2	12-20-09	@S.D.	Carson Palmer	40	27	314	2	49	1
9-11-88	@Phil.	Boomer Esiason	32	20	363	4	78	1	9-12-10	@N.E.	Carson Palmer	50	34	345	2	51	1
10-2-88	@L.A. Raiders	Boomer Esiason	28	21	332	3	37	0	10-3-10	@Cle.	Carson Palmer	36	25	371	2	78	0
11-6-88	Pitt.	Boomer Esiason	23	16	318	3	86	2	10-24-10	@All.	Carson Palmer	50	36	412	3	64	0
9-17-89	Pitt.	Boomer Esiason	27	16	328	2	45	0	1-2-11	@Balt.	Carson Palmer	45	32	305	1	39	2
11-19-89	Det.	Boomer Esiason	39	30	399	3	55	1	9-18-11	@Den.	Andy Dalton	41	27	332	2	84	0
12-17-89	Hou.	Boomer Esiason	27	20	326	4	74	0	11-20-11	@Balt.	Andy Dalton	45	24	373	1	49	3
12-25-89	@Minn.	Boomer Esiason	54	31	367	3	65	3	9-16-12	Cle.	Andy Dalton	31	24	318	3	50	1
10-7-90	@L.A. Rams	Boomer Esiason	45	31	490	3	32	0	9-23-12	@Wash.	Andy Dalton	27	19	328	3	59	1
11-10-91	Pitt.	Boomer Esiason	43	32	361	1	52	1	10-14-12	@Cle.	Andy Dalton	46	31	381	3	57	3
12-22-91	N.E.	Boomer Esiason	40	20	333	3	53	0	10-13-13	@Buff.	Andy Dalton	40	26	337	3	54	1
11-6-94	@Sea.	Jeff Blake	43	31	387	0	76	1	10-20-13	@Det.	Andy Dalton	34	24	372	3	82	0
11-13-94	Hou.	Jeff Blake	33	23	354	4	50	0	10-27-13	NYJ	Andy Dalton	30	19	325	5	53	1
9-24-95	Hou.	Jeff Blake	46	24	356	3	56	0	10-31-13	@Mia.	Andy Dalton	53	32	338	0	26	3
11-24-96	All.	Jeff Blake	36	21	349	4	61	0	12-22-13	Minn.	Andy Dalton	38	27	363	4	41	0
12-1-96	@Jax.	Jeff Blake	39	23	313	3	48	2	9-7-14	@Balt.	Andy Dalton	38	25	301	1	77	0
9-7-97	@Balt.	Jeff Blake	45	25	317	1	36	2	10-12-14	Car.	Andy Dalton	43	33	323	2	34	2
11-30-97	@Phil.	Boomer Esiason	47	27	378	4	52	1	12-7-14	Pitt.	Andy Dalton	29	21	302	2	81	0
9-13-98	@Det.	Neil O'Donnell	36	25	303	2	70	0	9-27-15	@Balt.	Andy Dalton	32	20	383	3	80	1
12-20-98	@Pitt.	Jeff Blake	36	20	367	1	61	1	10-4-15	K.C.	Andy Dalton	24	17	321	1	55	0
12-5-99	S.F.	Jeff Blake	30	21	334	4	58	0	10-11-15	Sea.	Andy Dalton	44	30	331	2	44	1
11-11-01	@Jax.	Jon Kitna	48	28	303	0	32	1	11-22-15	@Ariz.	Andy Dalton	39	22	315	2	42	0
12-30-01	Pitt.	Jon Kitna	68	35	411	2	49	1	9-11-16	@NYJ	Andy Dalton	30	23	366	1	54	1
1-6-02	@Tenn.	Jon Kitna	47	28	340	0	39	1	9-11-16	@Pitt.	Andy Dalton	54	31	366	1	29	0
									10-23-16	Cle.	Andy Dalton	28	19	308	2	48	0
									12-4-16	Phil.	Andy Dalton	31	23	332	2	50	0

100-YARD RECEIVERS

Order is chronological. Updated through 2016 season.

DATE	OPP	PLAYER	NO	YDS	LG	TD															
9-15-68	Den.	Bob Trumpy	4	114	58	1		11-25-84	Atl.	Cris Collinsworth	6	134	57	2	11-30-97	@Phil.	James Hundon	5	118	52	2
9-14-69	Mia.	Eric Crabtree	3	113	69	2		9-8-85	Sea.	Cris Collinsworth	4	101	71	0	12-14-97	Dall.	Darnay Scott	4	112	48	1
9-21-69	S.D.	Bob Trumpy	3	118	78	1		9-15-85	@StL.	Eddie Brown	5	106	44	0	12-21-97	Balt.	Darnay Scott	6	129	77	1
9-28-69	K.C.	Bob Trumpy	4	100	80	1		9-22-85	S.D.	Cris Collinsworth	10	161	26	2	9-13-98	@Det.	Darnay Scott	5	130	70	2
10-12-69	NYJ	Eric Crabtree	6	133	35	1		10-20-85	@Hou.	Eddie Brown	7	124	39	1	9-27-98	@Balt.	Carl Pickens	7	120	67	2
10-19-69	Den.	Speedy Thomas	9	155	49	1		11-10-85	Cle.	Cris Collinsworth	8	135	27	0	10-11-98	Pitt.	Carl Pickens	13	204	50	1
11-9-69	@Hou.	Bob Trumpy	5	159	70	3		12-8-85	Dall.	Cris Collinsworth	7	123	58	1	12-20-98	@Pitt.	Brandon Bennett	3	119	55	0
11-9-69	@Hou.	Eric Crabtree	5	117	70	1		12-22-85	@N.E.	Eddie Brown	5	129	44	1	12-20-98	@Pitt.	Darnay Scott	7	152	61	1
12-14-69	@Den.	Speedy Thomas	7	177	62	1		9-28-86	Chi.	Cris Collinsworth	6	115	43	0	10-10-99	@Cle.	Darnay Scott	8	110	19	0
9-19-71	Phil.	Speedy Thomas	4	122	90	1		11-9-86	@Hou.	Eddie Brown	9	132	26	0	11-7-99	@Sea.	Carl Pickens	4	104	75	1
11-14-71	@Den.	Bruce Coslet	5	102	71	1		11-30-86	@Den.	Cris Collinsworth	8	138	46	2	11-28-99	@Pitt.	Darnay Scott	4	123	76	1
12-9-72	Cle.	Chip Myers	8	116	18	0		12-7-86	@N.E.	James Brooks	6	101	30	0	12-5-99	S.F.	Carl Pickens	7	107	37	2
9-30-73	@S.D.	Essex Johnson	2	116	78	2		12-21-86	NYJ	Rodney Holman	6	129	34	1	12-17-00	Jax.	Danny Farmer	5	102	38	0
10-21-73	K.C.	Isaac Curtis	8	106	21	0		11-1-87	Hou.	James Brooks	6	103	46	0	9-9-01	N.E.	Darnay Scott	5	104	34	0
12-9-73	Cle.	Isaac Curtis	5	117	70	3		11-1-87	Hou.	Cris Collinsworth	8	121	22	0	12-30-01	Pitt.	Peter Warrick	10	109	20	0
12-16-73	@Hou.	Isaac Curtis	2	144	77	2		11-8-87	Mia.	Eddie Brown	8	105	21	0	12-30-01	Pitt.	Darnay Scott	7	113	49	0
9-15-74	Cle.	Isaac Curtis	5	117	49	1		11-22-87	Pitt.	Tim McGee	8	139	49	0	1-6-02	@Tenn.	Darnay Scott	9	152	39	0
11-3-74	@Balt.	Isaac Curtis	5	166	77	2		12-13-87	@Cle.	Tim McGee	4	117	44	0	11-10-02	@Balt.	Chad Johnson	7	110	39	1
9-21-75	Cle.	Isaac Curtis	6	127	50	1		12-27-87	@Hou.	Cris Collinsworth	4	119	53	0	11-17-02	Cle.	Chad Johnson	4	103	72	1
11-2-75	Pitt.	Charlie Joiner	5	114	34	1		9-4-88	Phx.	Eddie Brown	6	143	61	1	11-24-02	@Pitt.	Chad Johnson	7	152	55	0
11-17-75	Buff.	Isaac Curtis	7	139	55	0		9-11-88	@Phil.	Tim McGee	4	114	78	2	12-8-02	@Car.	Chad Johnson	6	114	32	0
11-17-75	Buff.	Chip Myers	7	108	30	0		9-25-88	Cle.	Eddie Brown	4	127	46	0	12-29-02	@Buff.	Chad Johnson	6	123	50	0
11-23-75	@Cle.	Charlie Joiner	7	200	51	0		10-9-88	NYJ	Eddie Brown	5	103	60	2	9-14-03	@Oak.	Chad Johnson	8	131	34	0
10-31-76	Cle.	Isaac Curtis	6	116	69	1		11-6-88	Pitt.	Eddie Brown	7	216	86	2	9-14-03	@Oak.	Peter Warrick	8	109	30	1
11-14-76	Hou.	Isaac Curtis	4	116	54	1		12-17-88	Wash.	Eddie Brown	2	115	69	1	10-19-03	Balt.	Chad Johnson	5	130	82	1
12-6-76	@Oak.	John McDaniel	9	201	46	1		9-17-89	Pitt.	Tim McGee	6	100	27	0	11-16-03	K.C.	Peter Warrick	6	114	77	1
9-25-77	Sea.	Isaac Curtis	3	100	54	1		10-29-89	T.B.	Tim McGee	5	127	46	2	11-23-03	@S.D.	Chad Johnson	10	107	22	3
11-13-77	@Minn.	Billy Brooks	7	198	94	1		11-19-89	Det.	Tim McGee	11	194	55	1	11-30-03	@Pitt.	Chad Johnson	6	117	58	1
12-10-77	Pitt.	Billy Brooks	6	166	57	0		12-10-89	Sea.	Tim McGee	7	109	23	1	12-21-03	@StL.	Chad Johnson	7	115	47	0
10-29-78	Hou.	Isaac Curtis																			

(Superlative performances — 100-yd. receivers, cont.)

10-25-09	Chi.	Chad Johnson	10	118	19	2	11-27-11	Cle.	A.J. Green	3	110	51	0	10-26-14	Balt.	Mohamed Sanu	5	125	53	0
12-6-09	Det.	Chad Johnson	9	137	36	1	12-18-11	@StL.	A.J. Green	6	115	55	0	11-16-14	@N.O.	A.J. Green	6	127	38	1
9-12-10	@N.E.	Chad Johnson	12	159	28	1	9-23-12	@Wash.	A.J. Green	9	183	73	1	11-23-14	@Hou.	A.J. Green	12	121	20	0
10-3-10	@Cle.	Terrell Owens	10	222	78	1	9-30-12	@Jax.	A.J. Green	6	117	42	1	12-7-14	Pitt.	A.J. Green	11	224	81	1
10-10-10	T.B.	Terrell Owens	7	102	43	1	10-14-12	@Cle.	A.J. Green	7	135	57	2	9-13-15	@Oak.	Tyler Eifert	9	104	31	2
10-24-10	@Atl.	Chad Johnson	10	108	18	1	11-4-12	Den.	Jermaine Gresham	6	108	52	0	9-27-15	@Balt.	A.J. Green	10	227	80	2
10-24-10	@Atl.	Jordan Shipley	6	131	64	1	11-25-12	Oak.	A.J. Green	3	111	48	0	11-1-15	@Pitt.	A.J. Green	11	118	38	1
11-8-10	Pitt.	Terrell Owens	10	141	27	2	12-23-12	@Pitt.	A.J. Green	10	116	21	0	11-22-15	@Ariz.	Giovanni Bernard	8	128	41	0
12-26-10	S.D.	Jerome Simpson	6	124	59	2	9-8-13	@Chi.	A.J. Green	9	162	45	2	12-6-15	@Cle.	A.J. Green	5	128	57	1
1-2-11	@Balt.	Jerome Simpson	12	123	21	1	10-13-13	@Buff.	A.J. Green	6	103	54	1	12-13-15	Pitt.	A.J. Green	6	132	66	1
9-18-11	@Den.	A.J. Green	10	124	26	1	10-20-13	@Det.	A.J. Green	6	155	82	1	9-11-16	@NYJ	A.J. Green	12	180	54	1
9-18-11	@Den.	Jerome Simpson	4	136	84	0	10-27-13	NYJ	Marvin Jones	8	122	45	4	9-18-16	@Pitt.	Giovani Bernard	9	100	25	1
10-2-11	Buff.	A.J. Green	4	118	58	0	10-27-13	NYJ	A.J. Green	3	115	53	0	9-29-16	Mia.	A.J. Green	10	173	51	1
10-16-11	Ind.	Jerome Simpson	6	101	32	0	10-31-13	@Mia.	A.J. Green	11	128	21	0	10-23-16	Cle.	A.J. Green	8	169	48	1
11-20-11	@Balt.	Jerome Simpson	8	152	47	0	11-10-13	@Balt.	A.J. Green	8	151	51	1	10-30-16	Wash.	A.J. Green	9	121	40	0
							9-7-14	@Balt.	A.J. Green	6	131	77	1	10-30-16	Wash.	Tyler Eifert	9	102	22	1
							9-21-14	Tenn.	A.J. Green	6	102	29	0	12-24-16	@Hou.	Brandon LaFell	6	130	86	1
							10-12-14	Car.	Mohamed Sanu	10	120	34	1							

LAST TIMES

BENGALS

RETURNED KICKOFF FOR TOUCHDOWN

Nov. 15, 2009 at Pittsburgh — Bernard Scott, 96 yards

RETURNED PUNT FOR TOUCHDOWN

Sept. 16, 2012 vs. Cleveland — Adam Jones, 81 yards

RETURNED INTERCEPTION FOR TOUCHDOWN

Nov. 29, 2015 vs. St. Louis — Leon Hall, 19 yards

RECOVERED OPPONENT'S FUMBLE IN END ZONE FOR TOUCHDOWN

Nov. 16, 1986 vs. Seattle — Eddie Edwards

RETURNED OPPONENT'S FUMBLE FOR TOUCHDOWN

Nov. 17, 2013 vs. Cleveland — Vontaze Burfict, 13 yards

BLOCKED A PUNT

Nov. 2, 2014 vs. Jacksonville — Taylor Mays blocked Bryan Anger punt out of end zone for safety

RETURNED BLOCKED PUNT FOR TOUCHDOWN

Nov. 17, 2013 vs. Cleveland — Tony Dye, 14 yards (block by Jayson DiManche)

BLOCKED FIELD GOAL ATTEMPT

Sept. 11, 2016 at N.Y. Jets — Margus Hunt blocked a Nick Folk 22-yard FG attempt

RETURNED BLOCKED FIELD GOAL ATTEMPT FOR TOUCHDOWN

Nov. 8, 1970 at Buffalo — Lemar Parrish, 83 yards

BLOCKED AN EXTRA POINT ATTEMPT

Dec. 24, 2016 at Houston — Margus Hunt blocked a Nick Novak PAT attempt

SCORED SAFETY

Nov. 27, 2016 at Baltimore — Ravens P Sam Koch ran out of end zone for Bengals safety as time expired

WON SHUTOUT

Dec. 14, 2014 at Cleveland (30-0)

OPPONENTS

RETURNED KICKOFF FOR TOUCHDOWN

Nov. 4, 2012 vs. Denver — Trindon Holliday, 105 yards

RETURNED PUNT FOR TOUCHDOWN

Dec. 28, 2014 at Pittsburgh — Antonio Brown, 71 yards

RETURNED INTERCEPTION FOR TOUCHDOWN

Dec. 13, 2015 vs. Pittsburgh — William Gay, 23 yards

RECOVERED BENGALS FUMBLE IN END ZONE FOR TOUCHDOWN

Dec. 8, 2002 at Carolina — Al Wallace recovered Jon Kitna fumble

RETURNED BENGALS FUMBLE FOR TOUCHDOWN

Oct. 11, 2015 vs. Seattle — Bobby Wagner, 23 yards

BLOCKED A PUNT

Nov. 5, 2015 vs. Cleveland — Marlon Moore blocked Kevin Huber punt

RETURNED BLOCKED PUNT FOR TOUCHDOWN

Sept. 14, 2008 vs. Tennessee — Keith Bulluck blocked Kyle Larson punt and recovered ball in end zone for TD

BLOCKED FIELD GOAL ATTEMPT

Nov. 1, 2015 at Pittsburgh — Cameron Heyward blocked a Mike Nugent 42-yard FG attempt

RETURNED BLOCKED FIELD GOAL ATTEMPT FOR TOUCHDOWN

Dec. 1, 1996 at Jacksonville — Mickey Washington, 65 yards

BLOCKED AN EXTRA POINT ATTEMPT

Sept. 13, 2015 at Oakland — Justin Tuck blocked a Mike Nugent PAT attempt

SCORED SAFETY

Oct. 16, 2016 at New England — Andy Dalton tackled in end zone by Dont'a Hightower

WON SHUTOUT

Oct. 19, 2014 at Indianapolis (27-0)

LONGEST PLAYS

(All plays are touchdowns unless noted otherwise.)

BENGALS

1. 102 yds. — Louis Breeden — interception at San Diego, 11-8-81
- 102 yds. — Eric Bienenmy — kickoff return at N.Y. Giants, 10-26-97
- 102 yds. — Artrell Hawkins — interception at Houston, 11-3-02
4. 100 yds. — Glenn Holt — kickoff return at Buffalo, 11-4-07
5. 99 yds. — Tremain Mack — kickoff return vs. Tennessee, 11-14-99
6. 98 yds. — Stanford Jennings — kickoff return at Kansas City, 11-13-88
7. 97 yds. — Darryl Williams — interception vs. Pittsburgh, 11-7-93
- 97 yds. — Willie Shelby — kickoff return at Cleveland, 10-3-76
- 97 yds. — Tremain Mack — kickoff return at Baltimore, 9-27-98
- 97 yds. — Adam Jones — kickoff return vs. Carolina, 10-12-14 (not a TD)
11. 96 yds. — Ray Griffin — interception vs. San Diego, 11-11-79
- 96 yds. — Corey Dillon — rush at Detroit, 10-28-01
- 96 yds. — Bernard Scott — kickoff return at Pittsburgh, 11-15-09
14. 95 yds. — Carl Pickens — punt return at Green Bay, 9-20-92
- 95 yds. — Lemar Parrish — kickoff return at Buffalo, 11-8-70
16. 94 yds. — Tim McGee — kickoff return vs. Minnesota, 10-23-86 (not a TD)
- 94 yds. — Ken Anderson to Billy Brooks — pass at Minnesota, 11-13-77
- 94 yds. — Brandon Bennett — kickoff return at Baltimore, 11-10-02
- 94 yds. — Tab Perry — kickoff return at Pittsburgh, 12-4-05 (not a TD)
20. 90 yds. — Lemar Parrish — punt return vs. Washington, 10-6-74
- 90 yds. — Virgil Carter to Speedy Thomas — pass vs. Philadelphia, 9-19-71
- 90 yds. — David Dunn — kickoff return vs. Pittsburgh, 11-10-96

OPPONENTS

1. 105 yds. — Mercury Morris (Miami) — kickoff return at Cincinnati, 9-14-69
- 105 yds. — Trindon Holliday (Denver) — kickoff return at Cincinnati, 11-4-12
3. 103 yds. — Bob Gresham (Houston) — kickoff return at Cincinnati, 9-23-73
4. 101 yds. — Derrick Mason (Tennessee) — kickoff return at Cincinnati, 11-18-01
5. 100 yds. — Max Anderson (Buffalo) — kickoff return at Cincinnati, 9-22-68
- 100 yds. — Jon Vaughn (New England) — kickoff return at Cincinnati, 12-20-92
7. 99 yds. — Antwaan Randle El (Pittsburgh) — kickoff return at Cincinnati, 10-13-02
- 99 yds. — Jeff Garcia to Andre' Davis (Cleveland) — pass at Cleveland, 10-17-04
- 99 yds. — Terrence McGee (Buffalo) — kickoff return at Cincinnati, 12-24-05
10. 98 yds. — Chad Williams (Baltimore) — interception at Cincinnati, 12-1-02
11. 97 yds. — Darren Lewis (Chicago) — kickoff return at Chicago, 11-8-92
- 97 yds. — Brandon Tate (New England) — kickoff return at New England, 9-12-10
13. 96 yds. — Carl Roaches (Houston) — kickoff return at Houston, 10-4-81
- 96 yds. — Bobby Humphrey (N.Y. Jets) — kickoff return at Cincinnati, 12-21-86
15. 95 yds. — Aaron Bailey (Indianapolis) — kickoff return at Cincinnati, 12-22-96
- 95 yds. — Lamont Brightful (Baltimore) — punt return at Baltimore, 11-10-02
17. 94 yds. — Herschel Walker (Philadelphia) — kickoff return at Cincinnati, 12-24-94
- 94 yds. — Brent Grimes (Miami) — interception return at Miami, 10-31-13
- 94 yds. — Ben Roethlisberger to Martavis Bryant (Pittsburgh) — pass at Cincinnati, 12-7-14
20. 93 yds. — Robert Lyles (Houston) — fumble return at Cincinnati, 10-19-86
21. 92 yds. — Billy Lefear (Cleveland) — kickoff return at Cleveland, 11-23-75 (not a TD)
- 92 yds. — Bo Jackson (L.A. Raiders) — rush at Los Angeles, 11-5-89
- 92 yds. — Eric Metcalf (Cleveland) — punt return at Cincinnati, 9-4-94

PRO BOWL HISTORY

Below is a list of the Bengals selected for the NFL Pro Bowl (1970-present) and AFL All-Star games (1968-69) — listed both by player and by year.
The years listed are the seasons during which the selections were earned, not the calendar years in which the games were played.

BY PLAYER

PLAYER	SELECTIONS	YEAR(S)
Anthony Munoz, OT	11	1981-91
A.J. Green, WR	6	2011-16
Chad Johnson, WR	6	2003-07, '09
Lemar Parrish, CB	6	1970-71, '74-77
Geno Atkins, DT	5	2011-12, '14-16
Ken Anderson, QB	4	1975-76, '81-82
Willie Anderson, OT	4	2003-06
James Brooks, RB	4	1986, '88-90
Isaac Curtis, WR	4	1973-76
Bob Trumpy, TE	4	1968-70, '73
Tommy Casanova, S	3	1974, '76-77
Cris Collinsworth, WR	3	1981-83
Andy Dalton, QB	3	2011, '14, '16
Corey Dillon, RB	3	1999-2001
Boomer Esiason, QB	3	1986, '88-89
David Fulcher, S	3	1988-90
Rodney Holman, TE	3	1988-90
Max Montoya, G	3	1986, '88-89
Andrew Whitworth, OT	3	2012, '15-16
Coy Bacon, DE	2	1976-77
Carlos Dunlap, DE	2	2015-16
Jermaine Gresham, TE	2	2011-12
Tim Krumrie, NT	2	1987-88
Carson Palmer, QB	2	2005-06
Carl Pickens, WR	2	1995-96
Mike Reid, DT	2	1972-73
Paul Robinson, RB	2	1968-69
Ashley Ambrose, CB	1	1996
Bill Bergey, LB	1	1969
Jeff Blake, QB	1	1995
Eddie Brown, WR	1	1988
Vontaze Burfict, LB	1	2013
Tyler Eifert, TE	1	2015
Shayne Graham, K	1	2005
Harold Green, RB	1	1992
T.J. Houshmandzadeh, WR	1	2007
Kevin Huber, P	1	2014
Tory James, CB	1	2004
Bob Johnson, C	1	1968
Pete Johnson, FB	1	1981
Rudi Johnson, RB	1	2004
Adam Jones, CB	1	2015
Jim LeClair, LB	1	1976
Tremain Mack, KR	1	1999
Pat McInally, P	1	1981
Chip Myers, WR	1	1972
Lorenzo Neal, FB	1	2002
Reggie Nelson, S	1	2015
Deltha O'Neal, CB	1	2005
Cedric Peerman, RB	1	2015
Dan Ross, TE	1	1982
Eric Thomas, CB	1	1988

BY YEAR

YEAR	PLAYER(S)
1968	— C Bob Johnson, RB Paul Robinson, TE Bob Trumpy
1969	— LB Bill Bergey, RB Paul Robinson, TE Bob Trumpy
1970	— CB Lemar Parrish, TE Bob Trumpy
1971	— CB Lemar Parrish
1972	— WR Chip Myers, DT Mike Reid
1973	— WR Isaac Curtis, DT Mike Reid, TE Bob Trumpy
1974	— S Tommy Casanova, WR Isaac Curtis, CB Lemar Parrish
1975	— QB Ken Anderson, WR Isaac Curtis, CB Lemar Parrish
1976	— QB Ken Anderson, DE Coy Bacon, S Tommy Casanova, WR Isaac Curtis, LB Jim LeClair, CB Lemar Parrish
1977	— DE Coy Bacon, S Tommy Casanova, CB Lemar Parrish
1978	— (none)
1979	— (none)
1980	— (none)
1981	— QB Ken Anderson, WR Cris Collinsworth, FB Pete Johnson, P Pat McInally, OT Anthony Munoz
1982	— QB Ken Anderson, WR Cris Collinsworth, OT Anthony Munoz, TE Dan Ross
1983	— WR Cris Collinsworth, OT Anthony Munoz
1984	— OT Anthony Munoz
1985	— OT Anthony Munoz
1986	— RB James Brooks, QB Boomer Esiason, G Max Montoya, OT Anthony Munoz
1987	— NT Tim Krumrie, OT Anthony Munoz
1988	— RB James Brooks, WR Eddie Brown, QB Boomer Esiason, S David Fulcher, TE Rodney Holman, NT Tim Krumrie, G Max Montoya, OT Anthony Munoz, CB Eric Thomas
1989	— RB James Brooks, QB Boomer Esiason, S David Fulcher, TE Rodney Holman, G Max Montoya, OT Anthony Munoz
1990	— RB James Brooks, S David Fulcher, TE Rodney Holman, OT Anthony Munoz
1991	— OT Anthony Munoz
1992	— RB Harold Green
1993	— (none)
1994	— (none)
1995	— QB Jeff Blake, WR Carl Pickens
1996	— CB Ashley Ambrose, WR Carl Pickens
1997	— (none)
1998	— (none)
1999	— RB Corey Dillon, KR Tremain Mack
2000	— RB Corey Dillon
2001	— RB Corey Dillon
2002	— FB Lorenzo Neal
2003	— OT Willie Anderson, WR Chad Johnson
2004	— OT Willie Anderson, CB Tory James, WR Chad Johnson, RB Rudi Johnson
2005	— OT Willie Anderson, K Shayne Graham, WR Chad Johnson, CB Deltha O'Neal, QB Carson Palmer
2006	— OT Willie Anderson, WR Chad Johnson, QB Carson Palmer (Pro Bowl Player of the Game)
2007	— WR T.J. Houshmandzadeh, WR Chad Johnson
2008	— (none)
2009	— WR Chad Johnson
2010	— (none)
2011	— DT Geno Atkins, QB Andy Dalton, WR A.J. Green, TE Jermaine Gresham
2012	— DT Geno Atkins, WR A.J. Green, TE Jermaine Gresham, OT Andrew Whitworth
2013	— LB Vontaze Burfict, WR A.J. Green
2014	— DT Geno Atkins, QB Andy Dalton, WR A.J. Green, P Kevin Huber
2015	— DT Geno Atkins, DE Carlos Dunlap, TE Tyler Eifert, WR A.J. Green, CB Adam Jones, S Reggie Nelson, RB Cedric Peerman, OT Andrew Whitworth
2016	— DT Geno Atkins, QB Andy Dalton, DE Carlos Dunlap, WR A.J. Green, OT Andrew Whitworth

ANTHONY MUNOZ

The Bengals' **Anthony Munoz**, who defined the art of playing offensive tackle in the National Football League, was inducted on Aug. 1, 1998 to the Pro Football Hall of Fame. It was the first year of Hall eligibility for Munoz, whose final NFL season was 1992 with the Bengals. There currently are 310 Hall of Famers, and Munoz is one of only 80 players selected in their first year of eligibility.



Munoz was a consensus All-American at the University of Southern California, and the Bengals claimed him with the third overall pick in the 1980 draft, despite the fact some teams considered him damaged goods due to past knee surgery. The move turned out as the best draft gamble in franchise history, as Munoz went on to play 13 Bengals seasons (1980-92), including 11 seasons ('81-'91) in which he was chosen for the AFC-NFC Pro Bowl game. At the time of his

retirement (1992), that was the most selections of any player in NFL history. He also earned All-Pro honors (full NFL, not just the AFC) every season from 1981 through '91.

"Anthony's induction was very gratifying to our organization and to all of our fans," said Mike Brown, Bengals president. "It was particularly so because the selectors recognized Anthony as a truly special player and person who deserved election on his first try. During his playing days, no one in the NFL was better. It's justifiable to consider him as the best offensive lineman ever, and he has conducted his personal and family life in a way that is a great credit to the Bengals and the NFL."

Munoz's off-field efforts earned him the NFL's prestigious Man of the Year Award in 1991.

Munoz played for the Bengals in both of their Super Bowl appearances, as a second-year player in Super Bowl XVI at Pontiac, Mich., and as a ninth-year vet in Super Bowl XXIII at Miami.

In 1994, he was one of three offensive tackles named to the NFL's official 75th Anniversary Team. He joined his fellow tackles from that 75th Anniversary Team — Forrest Gregg and Roosevelt Brown — in the Hall of Fame.

Munoz's exceptional agility and athleticism is reflected by his entry line in the Bengals' all-time pass receiving statistics. He caught seven passes, playing as a tackle-eligible, and four of those catches were for touchdowns.

In six of his 13 Bengals seasons, Munoz earned at least one major award as NFL Offensive Lineman of the Year. One award citation, issued by NFL Alumni, reads: "The NFL has three levels of offensive linemen. The bottom rung is for players aspiring to make the Pro Bowl. The next step is for those who have earned all-star status. Then there's Anthony Munoz. He's alone at the top, a sure Hall of Famer."



Though there are other Hall of Fame members with some Hispanic ancestry, Munoz is considered the first player of primarily Hispanic background to enter the Hall. Munoz was born in Ontario, Calif. His parents also are native Californians, and his grandparents were born in Chihuahua, Mexico.

OTHER PLAYER/COACH CONNECTIONS

Munoz is the only player who performed primarily for the Bengals to gain entry to the Hall.

One other Hall of Fame player, wide receiver **Charlie Joiner**, was a Bengal from 1972-75, but he played the majority of his career with San Diego. He was inducted in 1996.

Paul Brown, founder and first head coach of the Bengals and the Browns, is in the Hall, but he was inducted in 1967, before the Bengals' first season.

Three other Hall of Famers also spent time as Bengals coaches. **Bill Walsh**, inducted for his success as head coach of the San Francisco 49ers, was a Bengals assistant under Paul Brown from 1968-75. He was inducted in 1993. **Forrest Gregg**, Bengals head coach from 1980-83, was inducted in '77, based on his playing career as an offensive tackle, primarily with Green Bay. And **Dick LeBeau**, a Bengals coach for 19 seasons, was inducted in 2010 for his exploits as a cornerback for the Detroit Lions. LeBeau was Bengals head coach for the last 13 games of 2000, as well as '01-'02. LeBeau was a Cincinnati assistant coach from 1980-91 and from '97 through the first three games of 2000.

More on Paul Brown: Brown was not only the founder and first coach of both the Bengals and the Browns, but he was one of the great innovators in pro football history.

"Whether they know it or not, nearly everyone in football has been affected by Paul Brown," former NFL Commissioner Pete Rozelle said in 1991. "His wealth of ideas changed the game."

Elected in 1967 to the Pro Football Hall of Fame, Brown also was founder and first coach of the Cleveland Browns, whom he guided to seven league championships in their first 12 seasons. He posted a .665 winning percentage over 25 years of pro coaching (222-112-9, including playoffs). Earlier in his career, he created an Ohio dynasty at Massillon High School and coached Ohio State University to a national championship (1942).

Brown pioneered coaching as a year-round profession, invented the draw play, introduced the use of face masks on helmets, initiated film study and classroom instruction of players, and was the first coach to call plays from the sidelines. He also broke the color barrier in modern American pro sports, as his Cleveland team featured black stars Marion Motley and Bill Willis in 1946, a year before Jackie Robinson's debut in Major League Baseball.

Born in Norwalk, Ohio, and reared in Massillon, Ohio, Brown was Bengals coach and general manager from 1968-75. He stepped down as coach following an 11-3 season in 1975, and continued in the GM's role until his death at age 82 on Aug. 5, 1991.

BENGALS ITEMS IN THE HALL

The Hall of Fame houses many pieces of Bengals history, including:

- Full uniform including jersey, pants, and helmet of OT Anthony Munoz during the last season of his Hall of Fame career.
- Coach Paul Brown's "signature" hat he wore on the sidelines.
- QB Boomer Esiason's jersey from his MVP season in 1988.
- RB Corey Dillon's jersey from Dec. 4, 1997 when he established a rookie single-game rushing record vs. Tennessee.
- Jersey, pants, and shoes worn by Dillon on Oct. 22, 2000 when he set the then-NFL record of 278 rushing yards in Bengals' 31-21 win vs. Denver Broncos.
- The football used on the opening kickoff of the Bengals' inaugural regular-season home game on Sept. 14, 1968. Cincinnati defeated Denver, 24-10.
- Jerseys worn by RB Archie Griffin and CB Ken Riley.
- Back rest of seat from Cinergy Field, formerly Riverfront Stadium.
- Autographed metal bucket from groundbreaking ceremony of Paul Brown Stadium. Signatures include those of Mike Brown, Hamilton County Commissioners Bob Bedinghaus and Tom Neyer, and Cincinnati Mayor Roxanne Qualls.
- Shovel used for the groundbreaking of Paul Brown Stadium, which took place on Cincinnati's riverfront on April 25, 1998.
- Framed water color drawing of WR Isaac Curtis.
- Draft cards. The cards were written on by a team representative and turned into NFL officials to identify each draft pick.

STADIUM HISTORY

PAUL BROWN STADIUM — 2000-PRESENT

Paul Brown Stadium, home of the Bengals on Cincinnati's downtown riverfront, plays host to its 18th NFL season in 2017. PBS, as it's known for short, opened in 2000. The first game was an Aug. 19 preseason contest vs. Chicago, a 24-20 Bengals win. The first regular-season game was a 24-7 loss to Cleveland on Sept. 10.

Named for the NFL legend who was Bengals founder, chief executive and first head coach, the stadium has won numerous honors and has helped keep Cincinnati in the national sports spotlight. Over the last 13 seasons (2004-16), PBS has hosted 20 nationally televised Bengals games, and two nationally televised games are scheduled for 2017.

From 2003-10 at PBS, the Bengals sold out a franchise-record 57 consecutive home games (regular and postseason).

The stadium features a sleek design and blends seamlessly with the city, open to views of downtown to the north and the Ohio River to the south.

National recognition for PBS has come in various modes. In 2007, PBS was the only football stadium to make a Harris Interactive list of "America's favorite 150 buildings and structures." PBS ranked 101st on a list whose range included all manner of major structures — skyscrapers, museums, churches, hotels, bridges, national memorials and more. No other football stadium was voted among the top 150, and among all sports venues, only two historic baseball parks — Wrigley Field and the old Yankee Stadium — ranked higher than PBS.

In 2002, in an industry rarity, the stadium was singled out by both of the nation's premier architecture magazines, *Architectural Record* and *Architecture*. The two stories came on the heels of PBS receiving the 2001 Merit Award from the American Institute of Architects (California Council). It marked the first time an NFL stadium received the award from the prestigious AIA.

The acclaim began well before the stadium's 2000 opening. In May of 1998, studies of PBS' design led to it being among 15 winners from a field of more than 300 projects for an American Architecture Award.

In closer-to-home reaction, the stadium also debuted to rave reviews.

After a tour of PBS in June of 2000, some two months before the first game, Cincinnati Enquirer columnist Paul Daugherty wrote:



"The place is gorgeous. If the Bengals were trying to butter me up by giving me the tour, it worked. Every seat is good."

At roughly the same time, Cincinnati Post columnist Bill Koch wrote:

"The views come at you from every angle. Unlike Cinergy Field (formerly Riverfront Stadium), which cut you off from the city once you were inside, this stadium celebrates its setting.

"From the west side, you gaze into Price Hill, with Union Terminal off in the distance. From the east, you walk through what will be the club lounge and see the river, the Roebling Suspension Bridge

and the downtown skyline. You are not in Anytown, USA. You are unmistakably in Cincinnati."

Mike Brown, a son of Paul Brown and the club's chief executive since 1991, puts it this way:

"In the best stadiums, the experience of just walking in wakes you up. It's exciting just to be there. From day one, we made this a goal for our stadium. We want it to be the best setting for pro football in the country, and we think our fans will agree that it is."

Though proud of PBS' much-hailed outer design, the Bengals are prouder still that the stadium has fulfilled a primary goal of serving as a premier venue for watching football. Almost 70 percent of the seats are along the sidelines, positioned for the best possible sight lines to the action.

PBS also serves as a link to the past. In an era when many sports facilities carry corporate names, Cincinnati's stadium bears only the name of Paul Brown.

"We like the fact that our stadium name honors the tradition of the NFL," says Mike Brown. "Many names now don't have anything to do with the game."

The stadium includes 132 suites and 7600 club seats.

Additional facts and figures on PBS:

SEATING CAPACITY: 65,515.

DIMENSIONS: The stadium site covers approximately 22 acres, and Paul Brown Stadium itself reaches a height of 157 feet.

PLAYING SURFACE: Synthetic surface by UBU Sports (Speed S5M turf system, installed in 2012).



RIVERFRONT STADIUM/CINERGY FIELD — 1970-99

(Was called Riverfront Stadium from 1970-95, and renamed Cinergy Field in '96.)



Like Paul Brown Stadium, Riverfront Stadium was located in downtown Cincinnati on the bank of the Ohio River. Its site was about a quarter-mile east of the PBS site. It was renamed Cinergy Field in 1996.

Housing the Bengals and baseball's Cincinnati Reds, Riverfront/Cinergy was one of a number of circular, dual-sport facilities built in the U.S. in the 1960s and early '70s. Seating capacity for Bengals games was 60,389 in the stadium's full football configuration and 56,759 during shared periods with baseball.

Riverfront hosted the most celebrated victory in Bengals history, the 1981 season AFC Championship game known as the "Freezer Bowl." The Bengals defeated San Diego 27-7 on a day with the lowest wind chill (minus-59 degrees) and second-coldest temperature reading (minus-9) in NFL history. The Bengals won their second AFC title at Riverfront in 1988, defeating Buffalo 21-10.

The longest Bengals sellout streak at Riverfront was 43 games, from the 1988 season opener through the '92 home finale.

The Reds continued playing in Cinergy Field for two seasons (2001-02) after the Bengals departed for PBS, and Cinergy was imploded in December of '02 to make room for new riverfront development.

NIPPERT STADIUM — 1968-69

The Bengals played their first two seasons in Nippert Stadium on the campus of the University of Cincinnati. When the Bengals played at Nippert, its seating capacity was listed as 31,301.



The Nippert Stadium site began hosting UC games in 1902, and it remains the home of the Bearcats today. It is the fourth-oldest playing site still in use in college football. Nippert has been expanded and upgraded many times over the years. Its most recent major renovation took place from 2014 through early 2015. The Bearcats played all their 2014 home games at Paul Brown Stadium, but returned to Nippert for the '15 season.

The stadium began in 1902 as Carson Field, named after Arch Carson, who played a significant role in starting football on the UC campus in 1885. In 1901, as physical director of the university, Carson guided the construction of the first field, which was later named for him (to this day, Nippert's playing surface still is called Carson Field). Fans watched from wooden bleachers constructed on the hillside adjacent to the field.

Construction began in 1916 on a permanent brick-and-mortar stadium, and the structure was completed in '24. The new stadium was named after Jimmy Nippert, a UC player who sustained a spike wound injury during the 1923 season finale and died a month later from blood poisoning. His grandfather, James N. Gamble of Procter & Gamble, provided the funds necessary to complete construction, and Nippert Stadium was dedicated the following November.

STADIUM FIRSTS AND LASTS

PAUL BROWN STADIUM

FIRST PRESEASON GAME: Aug. 19, 2000 / Bengals 24, Chicago 20 (attendance: 56,180)
FIRST REGULAR-SEASON GAME: Sept. 10, 2000 / Cleveland 24, Bengals 7 (attendance: 64,006)
First Bengals scoring play: Ron Dugans four-yard TD pass from Akili Smith (second quarter, 14:33)
First opponent scoring play: Travis Prentice 16-yard TD run (first quarter, 3:43)
RECORD AT PBS (REGULAR SEASON THROUGH 2016): 75-58-2 (.563)
LARGEST CROWD AT PBS: 66,188 on Oct. 28, 2007 / Pittsburgh 24, Bengals 13

RIVERFRONT STADIUM/CINERGY FIELD

(Stadium was called Riverfront Stadium from 1970-95 and was renamed Cinergy Field in '96.)

FIRST PRESEASON GAME: Aug. 8, 1970 / Bengals 27, Washington 12 (attendance: 52,299)
FIRST REGULAR-SEASON GAME: Sept. 20, 1970 / Bengals 31, Oakland 21 (attendance: 56,616)
First Bengals scoring play: Sam Wyche five-yard TD run (first quarter, 13:08)
First opponent scoring play: Fred Biletnikoff 20-yard TD pass from Daryle Lamonica (first quarter, 0:30)
LAST REGULAR-SEASON GAME: Dec. 12, 1999 / Bengals 44, Cleveland 28 (attendance: 59,972)
Last Bengals scoring play: Darnay Scott 52-yard TD pass from Jeff Blake; Doug Pelfrey PAT kick (third quarter, 3:15)
Last opponent scoring play: Darrin Chiaverini 19-yard TD pass from Ty Detmer; Phil Dawson PAT kick (fourth quarter, 0:49)
RECORD AT RIVERFRONT/CINERGY (REGULAR SEASON): 128-100-0 (.561)
LARGEST CROWD AT RIVERFRONT/CINERGY: 60,284 on Oct. 17, 1971 / Cleveland 27, Bengals 24

NIPPERT STADIUM

FIRST PRESEASON GAME: Aug. 3, 1968 / Kansas City 38, Bengals 14 (attendance: 21,682)
FIRST REGULAR-SEASON GAME: Sept. 15, 1968 / Bengals 24, Denver 10 (attendance: 25,049)
First Bengals scoring play: Dale Livingston 49-yard FG (third quarter, 12:02)
First Bengals touchdown: Bob Trumpy 58-yard pass from John Stofa (third quarter, 8:58)
First opponent scoring play: Bob Humphreys 33-yard FG (third quarter, 3:07)
First opponent touchdown: Eric Crabtree five-yard pass from Jim LeClair (fourth quarter, 11:57)
LAST REGULAR-SEASON GAME: Nov. 16, 1969 / Boston 25, Bengals 14 (attendance: 25,913)
Last Bengals scoring play: Jess Phillips four-yard TD run; Horst Muhlmann PAT kick (fourth quarter, 13:10)
Last opponent scoring play: Gino Cappelletti 43-yard FG (third quarter, 7:58)
Last opponent touchdown: Charley Frazier six-yard pass from Mike Taliaferro; Gino Cappelletti PAT kick (first quarter, 1:24)
RECORD AT NIPPERT (REGULAR SEASON): 6-8-0 (.429)
LARGEST CROWD AT NIPPERT: 28,642 on Sept. 29, 1968 / San Diego 31, Bengals 10

PRO FOOTBALL HISTORY IN CINCINNATI

Cincinnati was home to two other teams in the National Football League prior to the present-day Bengals.

One of the teams, known as the Cincinnati Celts, was a member of the NFL — then known as the American Professional Football Association — in the league's second season in 1921. That team finished with a 1-3-0 record in its only season.

In 1933, the NFL granted the city another franchise, this time called the Cincinnati Reds. They competed in the league for two seasons before folding. The Reds finished with a 3-6-1 record and fourth place in the league's Western Division in 1933. In 1934, they lost their first eight games before suspending operations. The St. Louis Gunners, an independent team, joined the NFL by buying the Cincinnati franchise and went 1-2 the last three weeks of the season.

It was a third team, however — one which was not a member of the NFL — that eventually proved to be the closest link to today's modern-era team.

In 1937, a team called the Cincinnati Bengals was formed as a member of the rival American Football League. It was that team's nickname which was later adopted by today's NFL franchise.

The 1937 Bengals finished with a 2-4-2 record in their first year, but the AFL folded after the season. The Bengals continued as an independent team in 1938,

playing three NFL teams that year. They beat the Chicago Bears 17-13, and the Pittsburgh Pirates 38-0, and tied the Chicago Cardinals 7-7.

In 1939, the Bengals joined a new AFL, finishing in second place with a 6-2 record. But again, the league folded after the season.

Once again, in 1940, another new AFL emerged, and again the Bengals joined. They recorded 1-7-0 and 1-5-2 marks in 1940 and '41, respectively. That AFL suffered the fate of the two AFLs before it, folding after the 1941 season as the United States entered World War II. Only this time, the Bengals folded along with it.

Pro football returned to Cincinnati 26 years later in 1967, when Paul Brown headed an ownership group which landed an expansion franchise in the modern-era American Football League. Brown, a Pro Football Hall of Famer who founded and coached the Cleveland Browns from 1946-62, picked the name Bengals for the new team "to give it a link with past professional football in Cincinnati."

Hundreds of names were suggested by fans in an effort to name the new Cincinnati team, the most popular being Buckeyes. It was rejected to avoid confusion with the Ohio State Buckeyes.

The Bengals began play in the AFL in 1968. The AFL merged with the NFL in 1970.



1938 Cincinnati Bengals

Front row (left to right): 65-Tarz Carlson, 84-Bud Payne, 60-Cole Wilging, 85-Sig Sigillo, 55-Freddy Wunderlich, 69-Joe Kruse, 14-Blond Blizzard Owen, 80-Norm Cable, 41-Irish Pavkov, 54-Horse Chesney, 64-Pat Howlett, 51-Tiger Martinovich.

Back row: 70-Homer Reynolds, 72-Jug Brown, 75-King Bernard, 73-Socko Wiethel, 88-Bumper McPhail, 61-Earl Warwick, 83-Connie Mack Berry, 81-Phil Bucklew, 82-Bill Muellner, 52-Russ Sweeney, 87-Wild Bill Gerdes, 86-Turk Russ, Coach Dana M. King.

MISCELLANEOUS FACTS AND FIGURES

ENTERING 2017 SEASON

Bengals franchise firsts:

- **FIRST HEAD COACH:** Paul Brown, who coached from 1968 through '75.
- **FIRST PLAYER:** QB John Stofa, who was acquired in December, 1967, from the Miami Dolphins in a trade for two draft choices. Stofa played for the Bengals in 1968 and '69.
- **FIRST DRAFT CHOICE:** Center Bob Johnson, from the University of Tennessee, was the Bengals' No. 1 draft choice in their 1968 inaugural season.
- **FIRST GAME:** Aug. 3, 1968 — a preseason home game against the Kansas City Chiefs at Nippert Stadium. The Chiefs won 38-14 in front of 21,682.
- **FIRST REGULAR-SEASON GAME:** On Friday night, Sept. 6, 1968, in San Diego, the Bengals began play in the American Football League. They lost to the Chargers, 29-13.
- **FIRST BENGALS REGULAR-SEASON SCORING PLAY:** On the Bengals' first possession of their first regular-season game — Sept. 6, 1968 at San Diego — RB Paul Robinson scored a touchdown on a 2-yard run. Dale Livingston kicked the extra point for a 7-0 Cincinnati lead. The Chargers came back to win, 29-13.
- **FIRST REGULAR-SEASON VICTORY:** On Sunday, Sept. 15, 1968, the Bengals won their home opener, defeating the Denver Broncos, 24-10. A crowd of 25,049 watched at Nippert Stadium.
- **FIRST PLAYOFF GAME:** On Saturday, Dec. 26, 1970, the Bengals lost to the Baltimore Colts, 17-0, at Memorial Stadium in Baltimore in an AFC Divisional Playoff. The Bengals reached the playoffs in just the franchise's third season by winning the AFC Central Division with an 8-6 regular-season record.
- **FIRST PLAYOFF VICTORY:** On Jan. 3, 1982, the Bengals beat the Buffalo Bills, 28-21, at Riverfront Stadium in an AFC Divisional Playoff Game. A week later, the Bengals won the AFC title to earn a trip to Super Bowl XVI.

In the beginning: The Bengals' inaugural season was 1968, when they played in the American Football League (which merged with the NFL in '70).

That first Bengals team had a seven-person coaching staff (in contrast to the 20-person staff heading into the 2017 season). Head coach Paul Brown was joined by Bill Johnson (offensive line coach), Rick Forzano (offensive backfield), Jack Donaldson (defensive line), Tom Bass (defensive backfield), Bill Walsh (offensive ends) and Frank Smouse (linebackers).

Munoz made Pro Bowl history: Former Bengals OT Anthony Munoz was selected to play in 11 AFC-NFC Pro Bowl games, the most by any Cincinnati player by a margin of five. WRs A.J. Green and Chad Johnson and CB Lemar Parrish are tied for second with six each.

At the time of his retirement after the 1992 season, Munoz's total of 11 was the most selections of any player in NFL history. To this day, Munoz still is tied for 12th in most Pro Bowl selections all time. The leaders are former Indianapolis/Denver QB Peyton Manning, Houston Oilers/Tennessee OL Bruce Matthews and Kansas City/Atlanta TE Tony Gonzalez, each with 14.

Hold that line: Over Games 5-12 of the 2009 season, the Bengals set a franchise record by holding eight straight opponents under the 100-yard mark in rushing. Prior to 2009, the franchise record for consecutive games in this category was six, and that spanned two seasons (1981-82). The previous record for one season was five straight games, set in 1983.

Sellout streaks: The Bengals sold out 57 consecutive home games (regular and postseason) from Nov. 16, 2003 through Nov. 8, 2010. That Paul Brown Stadium run stands as the longest in club history, topping a 43-game streak accomplished at Riverfront Stadium between 1988 and '92.

Bengals boast winning mark in overtime: The Bengals are 17-14-3 in regular-season overtime games, for a winning percentage of .544.

Overtime was put in place for regular-season games in 1974. The Bengals have not played an overtime game in postseason.

In 2013, Cincinnati played three overtime games in the same season, the only such instance in franchise history. In their other 48 seasons (1968-2012 and '14-16), the Bengals played in two overtime games in any one season just six times ('90, '92, '95, '01, '08 and '15).

The longest victory: The Bengals' 23-20 win at Cleveland Oct. 4, 2009 was the longest game the Bengals ever won. Four seconds remained in overtime when K. Shayne Graham booted a 31-yard FG to break a 20-all tie.

The previous longest Bengals win was 34-31 in a road game against the Los Angeles Rams on Oct. 7, 1990. Jim Breech's 44-yard field goal ended that game with 3:04 remaining in overtime. The longest Bengals loss came on Sept. 23, 1979 against the Houston Oilers at Riverfront Stadium. The Oilers won 30-27 on a 29-yard Toni Fritsch field goal with 0:32 left in the extra period.

There are only three 75-minute games in Bengals history — a 13-13 tie with Philadelphia on Nov. 16, 2008, a 37-37 tie with Carolina on Oct. 12, 2014, and a 27-27 tie with Washington on Oct. 30, 2016. The only other tie in team history — a 31-31 deadlock in 1969 at Houston — took place before overtime was instituted in the regular season.

Passing fancy: Boomer Esiason passed for more than 300 yards in a game a team-record 23 times during his Bengals career (1984-92, 1997).

Current Bengal Andy Dalton (2011-present) ranks second in 300-yard passing games with 21, followed by Ken Anderson (1971-86) with 19.

Bengals double-digit club: Entering 2017, 28 players shared the distinction of having played 10 or more campaigns for the Bengals:

PLAYER, POSITION	YEARS	SEASONS
Ken Anderson, QB.....	16	1971-86
Ken Riley, CB.....	15	1969-83
Reggie Williams, LB.....	14	1976-89
Jim Breech, K.....	13	1980-92
Rich Braham, C-G.....	13	1994-2006
Anthony Munoz, OT.....	13	1980-92
Joe Walter, OT.....	13	1985-97
Willie Anderson, OT.....	12	1996-2007
Isaac Curtis, WR.....	12	1973-84
Eddie Edwards, DE-DT.....	12	1977-88
Bob Johnson, C.....	12	1968-79
Bruce Kozerski, OL.....	12	1984-95
Tim Krumrie, NT.....	12	1983-94
Jim LeClair, LB.....	12	1972-83
Glenn Cameron, LB.....	11	1975-85
Robert Geathers, DE.....	11	2004-14
Rodney Holman, TE.....	11	1982-92
Lee Johnson, P-K.....	11	1988-98
Max Montoya, G-OT.....	11	1979-89
Domata Peko, DT.....	11	2006-16
Andrew Whitworth, OT.....	11	2006-16
Louis Breeden, CB.....	10	1978-87
Boomer Esiason, QB.....	10	1984-92, 97
Chad Johnson, WR.....	10	2001-10
Dave Lapham, G.....	10	1974-83
Pat McNally, P-WR.....	10	1976-85
Brad St. Louis, LS-TE.....	10	2000-09
Bob Trumpy, TE-WR.....	10	1968-77

The name game: The most common last name among players on the Bengals' all-time roster is Johnson. Twenty-six players named Johnson are on the all-time roster, including Chad Johnson, who changed his last name to Ochocinco in 2008 (then back to Johnson in '11, after his Bengals career).

Smith is second with 17, and Williams is third with 13 (not including Nick Luchey, who changed his name from Williams in 2002).

The Bengals' all-time roster has more last names start with the letter B than any other letter — a total of 101. The letter S is second with 92 names.

The only letter without a player on the team's all-time roster is X.

Fond farewell: The Bengals played their final game at Cinergy Field (previously known as Riverfront Stadium) on Dec. 12, 1999, and they made the finale a memorable one.

Before a sellout crowd of 59,972, the Bengals defeated Cleveland, 44-28, as the Cincinnati defense set a team record by allowing only 11 net rushing yards (11 carries). The Browns' longest rush of the day was three yards. The previous low by a Bengals opponent had been 22 yards by Houston on Dec. 23, 1990.

Offensively, that game saw the Bengals roll for 279 rushing yards (on 53 carries) — the second-most rushing yards in team history at the time and most ever in a home game (now fourth-best in history and third-highest at home).

10 wins, no playoffs: The best Bengals team to miss out on postseason play was coach Bill Johnson's 1976 club, which went 10-4 but lost a tiebreaker to Pittsburgh for the AFC Central Division title.

Only one Wild Card team made the playoffs from each conference at that time, and it went to 11-3 New England, which lost an AFC East tiebreaker.

One other Bengals team — the 1986 club — won 10 games (10-6) and failed to make the playoffs.

100 x 3 = team first: The Bengals' 27-10 win over Oakland on Dec. 10, 2006 at Paul Brown Stadium was the team's only game ever with a 100-yard rusher (Rudi Johnson, 117 yards) and two 100-yard receivers (T.J. Houshmandzadeh, 118; Chad Johnson, 101).

Coldest NFL games on record:

- Minus-13 degrees (-48 degrees wind chill) — Dec. 31, 1967, Lambeau Field, Green Bay, Wis., NFL Championship — Green Bay 21, Dallas 17
- Minus-9 degrees (-59 degrees wind chill) — Jan. 10, 1982, Riverfront Stadium, Cincinnati, Ohio, AFC Championship — Cincinnati 27, San Diego 7
- Minus-1 degree (-23 degrees wind chill) — Jan. 20, 2008, Lambeau Field, Green Bay, Wis., NFC Championship — N.Y. Giants 23, Green Bay 20 in OT.

Talent isn't everything: The 1989 Bengals were a talented team, but never could put it all together on a weekly basis. They outscored opponents 404-285, but finished only 8-8.

Not since the 1950 Philadelphia Eagles had a break-even team outscored its foes by such a large point margin (7.4) per game.

All-time biggest crowds: Here are the Bengals' 10 largest home crowds in franchise history:

ATTENDANCE	DATE	OPPONENT	RESULT
1. 66,188	10-28-07	Pittsburgh	L, 13-24
2. 66,113	10-1-07	New England	L, 13-34
3. 66,107	12-22-14	Denver	W, 37-28
4. 66,104	10-23-05	Pittsburgh	L, 13-27
5. 66,093	9-10-07	Baltimore	W, 27-20
6. 66,072	9-17-06	Cleveland	W, 34-17
7. 66,049	12-31-06	Pittsburgh	L, 17-23 (OT)
8. 66,035	10-1-06	New England	L, 13-38
9. 66,023	12-23-07	Cleveland	W, 19-14
10. 65,995	11-20-05	Indianapolis	L, 37-45

Long distance leaders: Former Bengals Chris Bahr and Doug Pelfrey are the only kickers in team history to convert two field goals of 50 or more yards in the same game.

Bahr booted field goals of 55 and 52 yards vs. Houston on September 23, 1979. Pelfrey connected on attempts from 53 and 50 yards at Houston on October 24, 1993.

A rare runner: The only Bengals quarterback ever to rush for 100 yards in a game was Virgil Carter, who gained 110 on nine carries against Cleveland on Nov. 15, 1970.

The game was the first Bengals-Browns match in Riverfront Stadium (later renamed Cinergy Field), and marked Cincinnati's first victory (14-10) over its Ohio rival.

BENGALS SINGLE-SEASON LEAGUE AND CONFERENCE LEADERS		
— NFL —		
PASSER RATING <i>(Current rating system in place since 1973)</i>	RECEPTIONS	KICKOFF RETURN AVERAGE
1974 Ken Anderson95.7	2007 T.J. Houshmandzadeh.....**112	2014 Adam Jones^31.3
1975 Ken Anderson93.9	RECEIVING YARDS	PUNTING AVERAGE
1981 Ken Anderson98.4	2006 Chad Johnson1369	1970 Dave Lewis46.2
1982 Ken Anderson95.3	INTERCEPTIONS	1971 Dave Lewis44.8
1988 Boomer Esiason.....97.4	2005 Deltha O'Neal.....**10	1978 Pat McInally43.1
PASSING YARDS	2015 Reggie Nelson*8	1981 Pat McInally45.4
1974 Ken Anderson2667	PUNT RETURN AVERAGE	
1975 Ken Anderson3169	1974 Lemar Parrish^18.8	
TOUCHDOWN PASSES	1984 Mike Martin15.7	
2005 Carson Palmer 32		
— AFC —		
SCORING	TOUCHDOWN PASSES	INTERCEPTIONS
1981 Jim Breech*115	1988 Boomer Esiason.....*28	1976 Ken Riley.....9
1987 Jim Breech97	1989 Boomer Esiason.....28	1982 Ken Riley.....*5
2005 Shayne Graham.....131	1995 Jeff Blake28	1983 Ken Riley.....*8
RUSHING YARDS	2005 Carson Palmer#32	2005 Deltha O'Neal.....#**10
1968 Paul Robinson.....**1023	RECEPTIONS	2015 Reggie Nelson#*8
TOUCHDOWNS	1995 Carl Pickens.....99	PUNTING AVERAGE
1983 Pete Johnson.....*14	1996 Carl Pickens.....100	1970 Dave Lewis#46.2
1988 Ickey Woods*15	2005 Chad Johnson.....97	1971 Dave Lewis#44.8
1995 Carl Pickens.....^17	2007 T.J. Houshmandzadeh.....#**112	1978 Pat McInally#43.1
PASSER RATING <i>(Current rating system in place since 1973)</i>	RECEIVING YARDS	1981 Pat McInally#45.4
1974 Ken Anderson#95.7	1973 Isaac Curtis.....843	PUNT RETURN AVERAGE
1975 Ken Anderson#93.9	1988 Eddie Brown.....1273	1974 Lemar Parrish#^18.8
1981 Ken Anderson#98.4	2003 Chad Johnson.....1355	1984 Mike Martin#15.7
1982 Ken Anderson#95.3	2004 Chad Johnson.....1274	2014 Adam Jones12.0
1988 Boomer Esiason.....#97.4	2005 Chad Johnson.....1432	KICKOFF RETURN AVERAGE
1989 Boomer Esiason.....92.1	2006 Chad Johnson.....#1369	1999 Tremain Mack27.1
2015 Andy Dalton^106.3		2014 Adam Jones#^31.3
PASSING YARDS		2016 Alex Erickson27.9
1974 Ken Anderson#2667		
1975 Ken Anderson#3169		

KEY	
# Also led/tied NFL	* Tied for lead
^ Also a Bengals record	** American Football League

Get the point? Only three times in the Bengals' 49 seasons has a non-kicker led the team in scoring.

In 1979, FB Pete Johnson was the team's leading scorer with 90 points (15 TDs). FB Ickey Woods led the 1988 Bengals with 90 points (15 TDs). And in 2001, HB Corey Dillon scored a team-high 78 points (13 TDs).

A special explosion: The Bengals' record for most points scored in a game by special teams units is 31, in a 43-14 win at Buffalo on Nov. 8, 1970.

CB Lemar Parrish scored two special teams TDs, one on a 95-yard kickoff return and another on an 83-yard return of a blocked field goal attempt. K Horst Muhlmann added 15 points on five field goals, and four PATs by Muhlmann completed the special teams onslaught.

The offense scored only one TD, on a one-yard run by RB Jess Phillips. The defense scored a TD on an eight-yard fumble return by DE Royce Berry.

Perfection at home: The Bengals have gone undefeated (and untied) at home during the regular season four times in team history:

- 8-0 in the Super Bowl season of 1988
- 8-0 in the 2013 playoff season
- 7-0 in the 1973 playoff season
- 4-0 in the strike-shortened 1982 playoff campaign

Bengals QB MVPs: Two Bengals, both quarterbacks from the club's Super Bowl teams, have been named by nationwide panels of media as winners of the Associated Press NFL Most Valuable Player Award.

Ken Anderson was the winner in 1981, leading the NFL with a 98.4 passer rating. He completed 300 of 479 passes (62.6 percent) for 3754 yards, with a then-club record 29 TD passes against 10 INTs.

Boomer Esiason was the 1988 winner, leading the league with a 97.4 rating and tying for the AFC lead in TDs with 28. He completed 223 of 388 passes (57.5 percent) for 3572 yards, with 14 INTs.

Both QBs led their teams to 12-4 records in the regular season.

Worst to first: Four times in their history, the Bengals have finished first in their division after finishing in last place the season before. The Bengals followed a cellar season with a division title in 1970, '81, '88 and '90.

Record crowd: The official attendance figure of 91,653 for Cincinnati's 28-14 loss at Dallas on Oct. 9, 2016 at AT&T Stadium was the largest ever for a Bengals regular-season game.

The previous record was 87,786 at Cincinnati's 17-10 win on Nov. 14, 2004 at FedExField in Washington.

The record for all Bengals games remains 92,045, recorded at the Los Angeles Coliseum for the 1990 season Divisional Playoff game against the L.A. Raiders on Jan. 13, 1991.

Double whammy: Twice in Bengals history, two Cincinnati players have broken the 100-yard rushing mark in the same game.

On Oct. 29, 1972, in a 30-7 win vs. Houston, RB Doug Dressler gained 110 yards and HB Essex Johnson ran for 103 yards. On Dec. 7, 1986, in a 31-7 victory at New England, HB James Brooks rushed for 163 yards and FB Stanley Wilson gained 120 yards.

The longest shots: The latest-drafted player ever to make a Bengals roster for a regular-season game was K-P Dave Green of Ohio University.

Green was the 418th selection in the 1972 draft, taken in the 17th round. He didn't make the roster in 1972, and had a brief stint (no games played) with Houston in '73 before being re-acquired by Cincinnati. Green played for the Bengals from 1974-75, scoring 70 points and averaging 40.1 yards on 134 punts. He was acquired by Tampa Bay in 1976, and stayed in the NFL through '79.

The latest-drafted player ever to make the Bengals roster in the same season of his selection was LB Larry Ely of Iowa. Ely was the 397th selection in 1970, a 16th-round pick. He played for Cincinnati in 1970 and '71.

BENGALS PLAYOFF RESULTS

Record: 5-14

SEASON	DATE	OPPONENT	W-L	SCORE	PLAYOFF GAME
1970	Dec. 26	at Baltimore	L	0-17	Divisional Playoff
1973	Dec. 23	at Miami	L	16-34	Divisional Playoff
1975	Dec. 28	at Oakland Raiders	L	28-31	Divisional Playoff
1981	Jan. 3	BUFFALO	W	28-21	Divisional Playoff
	Jan. 10	SAN DIEGO	W	27-7	AFC Championship
	Jan. 24	SAN FRANCISCO 49ERS	L	21-26	Super Bowl XVI
1982	Jan. 9	N.Y. JETS	L	17-44	First-Round Playoff
1988	Dec. 31	SEATTLE	W	21-13	Divisional Playoff
	Jan. 8	BUFFALO	W	21-10	AFC Championship
	Jan. 22	San Francisco 49ers	L	16-20	Super Bowl XXIII
1990	Jan. 6	HOUSTON	W	41-14	Wild Card Playoff
	Jan. 13	at L.A. Raiders	L	10-20	Divisional Playoff
2005	Jan. 8	PITTSBURGH	L	17-31	Wild Card Playoff
2009	Jan. 9	N.Y. JETS	L	14-24	Wild Card Playoff
2011	Jan. 7	at Houston	L	10-31	Wild Card Playoff
2012	Jan. 5	at Houston	L	13-19	Wild Card Playoff
2013	Jan. 5	SAN DIEGO	L	10-27	Wild Card Playoff
2014	Jan. 4	at Indianapolis	L	10-26	Wild Card Playoff
2015	Jan. 9	PITTSBURGH	L	16-18	Wild Card Playoff

High-scoring affairs: The two highest-scoring games (combined point totals of both teams) in Bengals history have both come against the Cleveland Browns. Here are the five highest-scoring games in franchise history:

TOTAL POINTS	DATE AND OPPONENT	RESULT
1. 106	Nov. 28, 2004 vs. Cleveland	W, 58-48
2. 96	Sept. 16, 2007 at Cleveland	L, 45-51
3. 90	Nov. 12, 2006 vs. San Diego	L, 41-49
4. 86	Nov. 30, 1997 at Philadelphia	L, 42-44
5. 85	Sept. 22, 1985 vs. San Diego	L, 41-44

Riley reigns supreme: In the Bengals record book, the most dominant lead in a major career category belongs to CB Ken Riley. His 65 interceptions nearly double the total (33) of second-place CB Louis Breeden.

Bengals tap the Buckeye pipeline: Ohio State is the top supplier of college talent to the Bengals, with 28 former Buckeyes having qualified for the team's official all-time roster.

Notable former Buckeye Bengals include Pro Bowl FB Pete Johnson (1977-83), the No. 4 rusher in Bengals history, as well as RB Archie Griffin ('76-83), CB Ray Griffin ('78-84), OT Rufus Mayes ('70-78) and DT Dan Wilkinson ('94-97).

Florida and West Virginia are tied for second with 18 Bengals alumni. Four schools follow with 17 — Arizona State, Alabama, Cincinnati and Michigan.

Parrish hits paydirt: The only Bengals player ever to score two touchdowns in a game on returns and/or recoveries is Lemar Parrish — and he did it three times.

Parrish, a Bengals cornerback and kick returner from 1970-77, scored two TDs on Nov. 8, 1970 at Buffalo (95-yard kickoff return and 83-yard return of a blocked FG attempt); on Dec. 17, 1972 at Houston (25-yard interception return and 33-yard interception return); and on Oct. 6, 1974 vs. Washington (90-yard punt return and 47-yard fumble return).

Go long ... real long: The Bengals record book records two pass plays of 90 or more yards:

- QB Ken Anderson hooked up with WR Billy Brooks for a team-record 94-yarder for a touchdown Nov. 13, 1977 at Minnesota.
- QB Virgil Carter connected with WR Speedy Thomas for a 90-yard TD strike on Sept. 19, 1971 vs. Philadelphia at Riverfront Stadium.

This record holds the record: The oldest season record in Bengals history — and the only one still standing from the Nippert Stadium years — is QB Greg Cook's average of 9.41 yards gained per passing attempt in 1969.

BENGALS SUPER BOWL STARTERS

SUPER BOWL XVI

OFFENSE		DEFENSE	
WR	Cris Collinsworth	LDE	Eddie Edwards
LOT	Anthony Munoz	NT	Wilson Whitley
LG	Dave Lapham	RDE	Ross Browner
C	Blair Bush	LOLB	Bo Harris
RG	Max Montoya	LILB	Jim LeClair
ROT	Mike Wilson	RILB	Glenn Cameron
TE	Dan Ross	ROLB	Reggie Williams
WR	Isaac Curtis	LCB	Louis Breeden
QB	Ken Anderson	RCB	Ken Riley
HB	Charles Alexander	SS	Bobby Kemp
FB	Pete Johnson	FS	Bryan Hicks

SUPER BOWL XXIII

OFFENSE		DEFENSE	
WR	Tim McGee	LDE	Jim Skow
LOT	Anthony Munoz	NT	Tim Krumrie
LG	Bruce Reimers	RDE	Jason Buck
C	Bruce Kozerski	LOLB	Leon White
RG	Max Montoya	LILB	Carl Zander
ROT	Brian Blados	RILB	Joe Kelly
TE	Rodney Holman	ROLB	Reggie Williams
WR	Eddie Brown	LCB	Lewis Billups
QB	Boomer Esiason	RCB	Eric Thomas
HB	James Brooks	SS	David Fulcher
FB	Ickey Woods	FS	Solomon Wilcoats

Dunlap's PD frenzy: In the first 40 seasons in which Bengals defensive statistics were recorded (1976-2015), no defensive lineman ever led the team in passes defended for a season. Really, none were even close. But it happened in 2016, and it wasn't close.

DE Carlos Dunlap had five more PDs — 15 — than anyone else on the team in '16. And he had seven more PDs than any other NFL defensive lineman that year. The players ahead of Dunlap in the NFL were all cornerbacks, and the next-highest total by an NFL defensive lineman was eight. The next-highest total by a Bengals player in 2016 was 10, by CB Dre Kirkpatrick.

"Passes defended" include interceptions as well as passes broken up. When a player makes an INT, he also is credited with a PD. What makes this stat even more noteworthy is the fact that Dunlap had no INTs in '16. And in the category of PDs without counting INTs, only four NFL players — all CBs — were ahead of Dunlap.

1000-yard duos ... and a trio: Fourteen times in the Bengals' 49 years (1968-2016), the team has had both a 1000-yard rusher and a 1000-yard receiver in the same season.

In 2006, the Bengals had a 1000-yard rusher and two 1000-yard receivers.

YEAR	RUSHER	YARDS	RECEIVER	YARDS
1981	Pete Johnson.....	1077	Cris Collinsworth	1009
1986	James Brooks.....	1087	Cris Collinsworth	1024
1988	Ickey Woods.....	1066	Eddie Brown	1273
1989	James Brooks.....	1239	Tim McGee.....	1211
1998	Corey Dillon.....	1130	Carl Pickens	1023
1999	Corey Dillon.....	1200	Darnay Scott.....	1022
2002	Corey Dillon.....	1311	Chad Johnson	1166
2004	Rudi Johnson.....	1454	Chad Johnson	1274
2005	Rudi Johnson.....	1458	Chad Johnson	1432
2006	Rudi Johnson.....	1309	Chad Johnson	1369
			T.J. Houshmandzadeh	1081
2009	Cedric Benson	1251	Chad Johnson	1047
2011	Cedric Benson.....	1067	A.J. Green	1057
2012	BenJarvus Green-Ellis....	1094	A.J. Green	1350
2014	Jeremy Hill.....	1124	A.J. Green	1041

No TDs; no problem: Five times in their history, the Bengals have won without scoring a touchdown:

- On Sept. 24, 1972, K Horst Muhlmann's five FGs (41, 32, 20, 32, 34) fueled a 15-10 victory over Pittsburgh at Riverfront Stadium (later renamed Cinergy Field).
- On Oct. 21, 1984, K Jim Breech kicked four FGs (24, 23, 25, 33) for all the Bengals' points in a 12-9 victory over Cleveland at Riverfront.
- On Nov. 6, 1994, K Doug Pelfrey booted six FGs (36, 44, 36, 47, 28, 26) and LB-DE Alfred Williams scored on a safety as the Bengals posted a 20-17 overtime victory at Seattle.
- On Nov. 11, 2007, K Shayne Graham kicked a team-record seven FGs (34, 19, 22, 35, 35, 21, 33) for all of Cincinnati's points in a 21-7 win at Baltimore.
- On Sept. 19, 2010, K Mike Nugent kicked five FGs (36, 30, 46, 38, 25) for all the Bengals' points in a 15-10 win over Baltimore at Paul Brown Stadium.

Doubling up: Twice in Bengals history, a Cincinnati player has managed 100-plus yards both rushing and receiving on the same day.

HB Essex Johnson was the first, rushing for 121 yards on 21 carries and getting 116 yards on two receptions on Sept. 30, 1973 at San Diego. He stood alone in the category until Dec. 7, 1986, when HB James Brooks burned the Patriots at New England for 163 yards on 18 rushes and 101 yards on six receptions. Cincinnati won both games.

Bengals opponents have managed double 100-yard performances twice, and Cincinnati lost both of those games.

On Nov. 23, 1975, Cleveland HB Greg Pruitt had 121 yards on 17 rushes and 106 yards on seven receptions in a 35-23 Browns win at Cleveland Stadium. On Sept. 22, 1985, San Diego RB Lionel James became the one player to record dual 100s at Riverfront Stadium (later renamed Cinergy Field) in the Chargers' 44-41 win. James had 127 yards on 12 rushes and 118 yards on five catches.

P.B. and the hall of fame: Paul Brown, founder of the Cincinnati Bengals, was enshrined in the Pro Football Hall of Fame in 1967, and numerous other Hall of Fame members played and/or coached under Brown.

The most recent addition to P.B.'s disciples in the Hall of Fame was former Bengals assistant coach and head coach Dick LeBeau, a 2010 inductee. LeBeau's assistant coaching tenure with the Bengals began in '80, when Brown was the team's general manager. He was an assistant coach (defensive backfield and defensive coordinator) with the Bengals from 1980-91 and '97-2000 (three games in '00), and he was the team's head coach from the fourth game of '00 through '02. LeBeau, who also spent many seasons as an assistant coach with the Pittsburgh Steelers, is widely considered to be one of the best defensive coaches in league history. And though he did not play under Brown, LeBeau recorded 62 career interceptions, which ranked third all-time at the time of his retirement as a player.

Other former assistant coaches under Paul Brown who are in the Hall of Fame are Weeb Ewbank and Bill Walsh. Also in the Hall of Fame is Forrest Gregg, hired by Brown as Bengals head coach in 1980.

The most recent player disciple of Brown's to be inducted was tackle Anthony Munoz, considered by many to be the greatest offensive lineman in NFL history. Munoz, a 1998 inductee, played his entire 13-year pro career ('80-92) with the Bengals. Some analysts thought he was too risky a prospect for an early first-round draft selection because he had experienced knee injuries in college. But Brown, as Bengals general manager in 1980, selected Munoz with the No. 3 overall pick.

The 1997 Hall of Fame class included Don Shula, winningest coach in NFL history, who played defensive back in the NFL and was a rookie on Brown's defending NFL champion Cleveland Browns in '51.

WR Charlie Joiner, who played for the Bengals under Brown from 1972-75, was elected to the Hall of Fame in the '96 class of inductees. Also, 15 other players Brown coached for the Cleveland Browns are in the Hall of Fame. These players, and the years Brown coached them in Cleveland, are: DE Doug Atkins (1953-54), FB Jim Brown ('57-62), DE Willie Davis ('58-59), QB Len Dawson ('60-61), WR Len Ford ('50-57), C Frank Gatski ('46-56), QB Otto Graham ('46-55), T/PK Lou Groza ('46-59 and '61-62), G Gene Hickerson ('58-60 and '62), DT Henry Jordan ('57-58), WR Dante Lavelli ('46-56), T Mike McCormack ('54-62), RB/WR Bobby Mitchell ('58-61), FB/LB Marion Motley ('46-53) and G Bill Willis ('46-53).

BENGALS POSTSEASON INDIVIDUAL RECORDS

KEY

- * AFC Wild Card Playoff
- ** AFC Divisional Playoff
- *** AFC Championship
- + AFC First-Round Playoff (Super Bowl Tournament)
- # Super Bowl XVI (at Pontiac, Mich.)
- ## Super Bowl XXIII (at Miami, Fla.)

NOTES: Years listed are seasons in which playoff berths were earned, not calendar years in which playoff games were played. Career records include only seasons in which players played in playoffs.

SCORING

TOTAL POINTS

CAREER	52	Jim Breech1981, '82, '88, '90	
	24	Ickey Woods.....1988, '90	
	18	Dan Ross.....1981, '82	
	16	Mike Nugent.....2011, '13, '14, '15	
	12	(eight times)	

GAME	12	Charles Alexander.....1981 (Jan. 3, 1982 vs. Buff.)**	
	12	Dan Ross.....1981 (Jan. 24, 1982 against S.F.)#	
	12	Stanley Wilson.....1988 (Dec. 31, 1988 vs. Sea.)**	
	12	Ickey Woods.....1988 (Jan. 8, 1989 vs. Buff.)***	
	11	Jim Breech.....1990 (Jan. 6, 1991 vs. Hou.)*	

TOUCHDOWNS

CAREER	4	Ickey Woods.....1988, '90	
	3	Dan Ross.....1981, '82	
	2	(seven times)	

GAME	2	Charles Alexander.....1981 (Jan. 3, 1982 vs. Buff.)**	
	2	Dan Ross.....1981 (Jan. 24, 1982 against S.F.)#	
	2	Stanley Wilson.....1988 (Dec. 31, 1988 vs. Sea.)**	
	2	Ickey Woods.....1988 (Jan. 8, 1989 vs. Buff.)***	
	1	(many times)	

POINTS AFTER TOUCHDOWNS

CAREER	25	Jim Breech1981, '82, '88, '90	
	4	Dave Green.....1975	
	4	Shayne Graham.....2005, '09	
	4	Mike Nugent.....2011, '13, '14, '15	
	1	(two times)	

GAME	5	Jim Breech.....1990 (Jan. 6, 1991 vs. Hou.)*	
	4	Jim Breech.....1981 (Jan. 3, 1982 vs. Buff.)**	
	3	(five times)	

FIELD GOALS

CAREER	9	Jim Breech1981, '82, '88, '90	
	4	Mike Nugent.....2011, '13, '14, '15	
	3	Horst Muhlmann.....1970, '73	
	2	Josh Brown.....2012	
	1	Shayne Graham.....2005, '09	

GAME	3	Horst Muhlmann.....1973 (Dec. 23, 1973 at Mia.)**	
	3	Jim Breech.....1988 (Jan. 22, 1989 against S.F.)##	
	2	Jim Breech.....1981 (Jan. 10, 1982 vs. S.D.)***	
	2	Jim Breech.....1990 (Jan. 6, 1991 vs. Hou.)*	
	2	Josh Brown.....2012 (Jan. 5, 2013 at Hou.)*	

LONGEST FIELD GOALS

57	Mike Nugent.....2014 (Jan. 4, 2015 at Ind.)*	
47	Josh Brown.....2012 (Jan. 5, 2013 at Hou.)*	
46	Horst Muhlmann.....1973 (Dec. 23, 1973 at Mia.)**	
46	Mike Nugent.....2013 (Jan. 5, 2014 vs. S.D.)*	
43	Jim Breech.....1988 (Jan. 22, 1989 against S.F.)##	

RUSHING

TOTAL RUSHING ATTEMPTS

CAREER	89	Ickey Woods.....1988, '90	
	61	Pete Johnson.....1981, '82	
	43	James Brooks.....1988, '90	
	34	Charles Alexander.....1981, '82	
	28	Cedric Benson.....2009, '11	

GAME	29	Ickey Woods.....1988 (Jan. 8, 1989 vs. Buff.)***	
	23	Ickey Woods.....1988 (Dec. 31, 1988 vs. Sea.)**	
	21	Pete Johnson.....1981 (Jan. 10, 1982 vs. S.D.)***	
	21	Cedric Benson.....2009 (Jan. 9, 2010 vs. NYJ)*	
	20	Ickey Woods.....1988 (Jan. 22, 1989 against S.F.)##	

RUSHING YARDS

CAREER	391	Ickey Woods.....1988, '90	
	187	Pete Johnson.....1981, '82	
	183	Cedric Benson.....2009, '11	
	145	James Brooks.....1988, '90	
	125	Charles Alexander.....1981, '82	

GAME	169	Cedric Benson.....2009 (Jan. 9, 2010 vs. NYJ)*	
	126	Ickey Woods.....1988 (Dec. 31, 1988 vs. Sea.)**	
	102	Ickey Woods.....1988 (Jan. 8, 1989 vs. Buff.)***	
	80	Pete Johnson.....1981 (Jan. 10, 1982 vs. S.D.)***	
	79	Ickey Woods.....1988 (Jan. 22, 1989 against S.F.)##	

AVERAGE YARDS PER RUSHING ATTEMPT

CAREER	4.39	Ickey Woods (391 yards/89 att.).....1988, '90	
	3.68	Charles Alexander (125 yards/34 att.).....1981, '82	
	3.37	James Brooks (145 yards/43 att.).....1988, '90	
	3.07	Pete Johnson (187 yards/61 att.).....1981, '82	

NOTE: Minimum 30 attempts.

GAME	8.05	Cedric Benson (169/21).....2009 (Jan. 9, 2010 vs. NYJ)*	
	5.48	Ickey Woods (126/23).....1988 (Dec. 31, 1988 vs. Sea.)**	
	3.95	Ickey Woods (79/20).....1988 (Jan. 22, 1989 against S.F.)##	
	3.81	Pete Johnson (80/21).....1981 (Jan. 10, 1982 vs. S.D.)***	
	3.52	Ickey Woods (102/29).....1988 (Jan. 8, 1989 vs. Buff.)***	

NOTE: Minimum 15 attempts.

RUSHING TOUCHDOWNS

CAREER	4	Ickey Woods.....1988, '90	
	2	(five times)	
GAME	2	Charles Alexander.....1981 (Jan. 3, 1982 vs. Buff.)**	
	2	Stanley Wilson.....1988 (Dec. 31, 1988 vs. Sea.)**	
	2	Ickey Woods.....1988 (Jan. 8, 1989 vs. Buff.)***	
	1	(many times)	

LONGEST RUSHES

47-td	Cedric Benson.....2009 (Jan. 9, 2010 vs. NYJ)*	
38	Jeremy Hill.....2015 (Jan. 9, 2016 vs. Pitt.)*	
30	Ickey Woods.....1988 (Dec. 31, 1988 vs. Sea.)**	
29	Boomer Esiason.....1988 (Jan. 8, 1989 vs. Buff.)***	
29	BenJarvus Green-Ellis.....2012 (Jan. 5, 2013 at Hou.)*	

KEY

- * AFC Wild Card Playoff
** AFC Divisional Playoff
*** AFC Championship
+ AFC First-Round Playoff (Super Bowl Tournament)
Super Bowl XVI (at Pontiac, Mich.)
Super Bowl XXIII (at Miami, Fla.)

NOTES: Years listed are seasons in which playoff berths were earned, not calendar years in which playoff games were played. Career records include only seasons in which players played in playoffs.

PASSING

TOTAL PASSING ATTEMPTS

Table with 2 columns: CAREER, GAME. Rows for Ken Anderson, Andy Dalton, Boomer Esiason, AJ McCarron, Jon Kitna.

Table with 2 columns: CAREER, GAME. Rows for Andy Dalton, AJ McCarron, Jon Kitna, Carson Palmer.

COMPLETIONS

Table with 2 columns: CAREER, GAME. Rows for Ken Anderson, Andy Dalton, Boomer Esiason, Jon Kitna, AJ McCarron.

Table with 2 columns: CAREER, GAME. Rows for Andy Dalton, Ken Anderson, Ken Anderson, Jon Kitna.

COMPLETION PERCENTAGE

Table with 2 columns: CAREER, GAME. Rows for Ken Anderson, Jon Kitna, AJ McCarron, Andy Dalton, Boomer Esiason, Carson Palmer.

NOTE: Minimum 30 attempts.

Table with 2 columns: CAREER, GAME. Rows for Ken Anderson, Ken Anderson, Boomer Esiason, Ken Anderson, Andy Dalton.

NOTE: Minimum 15 attempts.

PASSING YARDS

Table with 2 columns: CAREER, GAME. Rows for Ken Anderson, Andy Dalton, Boomer Esiason, Carson Palmer, AJ McCarron.

Table with 2 columns: CAREER, GAME. Rows for Ken Anderson, Andy Dalton, Ken Anderson, Andy Dalton, AJ McCarron.

AVERAGE YARDS PER PASSING ATTEMPT

Table with 2 columns: CAREER, GAME. Rows for Ken Anderson, Boomer Esiason, Carson Palmer, Andy Dalton, AJ McCarron, Jon Kitna.

NOTE: Minimum 30 attempts.

Table with 2 columns: CAREER, GAME. Rows for Ken Anderson, Ken Anderson, Ken Anderson, Boomer Esiason, Ken Anderson.

NOTE: Minimum 15 attempts.

TOUCHDOWN PASSES

Table with 2 columns: CAREER, GAME. Rows for Ken Anderson, Boomer Esiason, Ken Anderson, Ken Anderson, Ken Anderson, Boomer Esiason.

PASSES HAD INTERCEPTED

Table with 2 columns: CAREER, GAME. Rows for Ken Anderson, Andy Dalton, Boomer Esiason, Jon Kitna.

Table with 2 columns: CAREER, GAME. Rows for Ken Anderson, Andy Dalton.

PASSER RATING

Table with 2 columns: CAREER, GAME. Rows for Ken Anderson, Boomer Esiason, AJ McCarron, Carson Palmer, Jon Kitna, Andy Dalton.

NOTE: Minimum 30 attempts.

Table with 2 columns: CAREER, GAME. Rows for Boomer Esiason, Ken Anderson, Ken Anderson, Ken Anderson, Boomer Esiason.

NOTE: Minimum 15 attempts.

LONGEST PASSES

Table with 2 columns: CAREER, GAME. Rows for Carson Palmer to Chris Henry, Ken Anderson to Cris Collinsworth, Ken Anderson to Cris Collinsworth, Andy Dalton to Marvin Jones, Boomer Esiason to Rodney Holman.

RECEIVING

TOTAL RECEPTIONS

Table with 2 columns: CAREER, GAME. Rows for Dan Ross, Cris Collinsworth, A.J. Green, Giovanni Bernard, Marvin Jones.

Table with 2 columns: CAREER, GAME. Rows for Dan Ross, Lenvil Elliott, Marvin Jones, Giovanni Bernard.

RECEIVING YARDS

Table with 2 columns: CAREER, GAME. Rows for Cris Collinsworth, Dan Ross, A.J. Green, Marvin Jones, Dan Ross.

Table with 2 columns: CAREER, GAME. Rows for Marvin Jones, Cris Collinsworth, Cris Collinsworth, Dan Ross, Dan Ross.

AVERAGE YARDS PER RECEPTION

Table with 2 columns: CAREER, GAME. Rows for Cris Collinsworth, Rodney Holman, Isaac Curtis, Marvin Jones, A.J. Green, Dan Ross.

NOTE: Minimum 8 receptions.

Table with 2 columns: CAREER, GAME. Rows for Cris Collinsworth, Cris Collinsworth, Chip Myers, Marvin Jones, A.J. Green.

NOTE: Minimum 4 receptions.

RECEIVING TOUCHDOWNS

Table with 2 columns: CAREER, GAME. Rows for Dan Ross, Isaac Curtis, Dan Ross.

LONGEST RECEPTIONS

Table with 2 columns: CAREER, GAME. Rows for Chris Henry from Carson Palmer, Cris Collinsworth from Ken Anderson, Cris Collinsworth from Ken Anderson, Marvin Jones from Andy Dalton, Rodney Holman from Boomer Esiason.

KEY	
*	AFC Wild Card Playoff
**	AFC Divisional Playoff
***	AFC Championship
+	AFC First-Round Playoff (Super Bowl Tournament)
#	Super Bowl XVI (at Pontiac, Mich.)
##	Super Bowl XXIII (at Miami, Fla.)

NOTES: Years listed are seasons in which playoff berths were earned, not calendar years in which playoff games were played. Career records include only seasons in which players played in playoffs.

PUNTING

TOTAL PUNTS

CAREER	26	Kevin Huber	2009, '11, '12, '14, '15
	25	Lee Johnson	1988, '90
	15	Dave Lewis	1970, '73
	12	Pat McInally	1981, '82
	6	Dave Green	1975
GAME	8	Dave Lewis	1970 (Dec. 26, 1970 at Balt.)**
	8	Kevin Huber	2014 (Jan. 4, 2015 at Ind.)*
	7	Dave Lewis	1973 (Dec. 23, 1973 at Mia.)**
	6		(four times)

PUNTING YARDS

CAREER	1205	Kevin Huber	2009, '11, '12, '14, '15
	1111	Lee Johnson	1988, '90
	567	Dave Lewis	1970, '73
	487	Pat McInally	1981, '82
	215	Dave Green	1975
GAME	380	Kevin Huber	2014 (Jan. 4, 2015 at Ind.)*
	313	Dave Lewis	1970 (Dec. 26, 1970 at Balt.)**
	276	Lee Johnson	1988 (Dec. 31, 1988 vs. Sea.)**
	258	Lee Johnson	1990 (Jan. 13, 1991 at L.A.-Raid.)**
	255	Kevin Huber	2015 (Jan. 9, 2016 vs. Pitt.)*

AVERAGE YARDS PER PUNT

CAREER	46.35	Kevin Huber (1175 yards/26 punts)	2009, '11, '12, '14, '15
	44.44	Lee Johnson (1111 yards/25 punts)	1988, '90
	40.58	Pat McInally (487 yards/12 punts)	1981, '82
	37.80	Dave Lewis (567 yards/15 punts)	1970, '73
	NOTE: Minimum 8 punts.		
GAME	51.60	Lee Johnson (258/5)	1990 (Jan. 13, 1991 at L.A.-Raid.)**
	48.00	Kevin Huber (192/4)	2009 (Jan. 9, 2010 vs. NYJ)*
	47.50	Kevin Huber (380/8)	2014 (Jan. 4, 2015 at Ind.)*
	46.60	Kevin Huber (233/5)	2012 (Jan. 5, 2013 at Hou.)*
	46.00	Lee Johnson (276/6)	1988 (Dec. 31, 1988 vs. Sea.)**
NOTE: Minimum 4 punts.			

NET YARDS PER PUNT

CAREER	41.9	Kevin Huber	2009, '11, '12, '14, '15
	38.6	Lee Johnson	1988, '90
	37.0	Pat McInally	1981, '82
	34.2	Dave Lewis	1970, '73
	NOTE: Minimum 8 punts.		
GAME	43.8	Kevin Huber	2012 (Jan. 5, 2013 at Hou.)*
	43.6	Lee Johnson	1990 (Jan. 13, 1991 at L.A.-Raid.)**
	43.1	Kevin Huber	2014 (Jan. 4, 2015 at Ind.)*
	41.2	Kevin Huber	2015 (Jan. 9, 2016 vs. Pitt.)*
	41.0	Lee Johnson	1988 (Dec. 31, 1988 vs. Sea.)**
NOTE: Minimum 4 punts.			

INSIDE-20 PUNTS

CAREER	10	Kevin Huber	2009, '11, '12, '14, '15
	8	Lee Johnson	1988, '90
	2	Pat McInally	1981, '82
	2	Zoltan Mesko	2013
	1	Dave Lewis	1970, '73
GAME	3	Lee Johnson	1988 (Jan. 8, 1989 vs. Buff.)***
	3	Lee Johnson	1988 (Jan. 22, 1989 against S.F.)##
	3	Kevin Huber	2012 (Jan. 5, 2013 at Hou.)*
	3	Kevin Huber	2014 (Jan. 4, 2015 at Ind.)*
	3	Kevin Huber	2015 (Jan. 9, 2016 vs. Pitt.)*

LONGEST PUNTS

64	Lee Johnson	1990 (Jan. 13, 1991 at L.A.-Raid.)**
63	Lee Johnson	1988 (Jan. 22, 1989 against S.F.)##
62	Kevin Huber	2014 (Jan. 4, 2015 at Ind.)*
60	Pat McInally	1981 (Jan. 3, 1982 vs. Buff.)**
58	Lee Johnson	1988 (Jan. 8, 1989 vs. Buff.)***
56		(two times)

PUNT RETURNS

TOTAL PUNT RETURNS

CAREER	10	Brandon Tate	2011, '12, '13, '14, '15
	6	Ira Hillary	1988
	5	Mike Fuller	1981, '82
	3		(three times)

GAME	4	Mike Fuller	1981 (Jan. 24, 1982 against S.F.)#
	3	Ira Hillary	1988 (Dec. 31, 1988 vs. Sea.)**
	3	Mitchell Price	1990 (Jan. 6, 1991 vs. Hou.)*
	3	Brandon Tate	2011 (Jan. 7, 2012 at Hou.)*
	3	Brandon Tate	2013 (Jan. 5, 2014 vs. S.D.)*

PUNT RETURN YARDS

CAREER	67	Brandon Tate	2011, '12, '13, '14, '15
	62	Mike Fuller	1981, '82
	43	Ira Hillary	1988
	42	Mitchell Price	1990
	25	Adam Jones	2012, '14, '15

GAME	42	Mitchell Price	1990 (Jan. 6, 1991 vs. Hou.)*
	35	Mike Fuller	1981 (Jan. 24, 1982 against S.F.)#
	27	Mike Fuller	1981 (Jan. 3, 1982 vs. Buff.)**
	24	Ira Hillary	1988 (Jan. 8, 1989 vs. Buff.)***
	24	Adam Jones	2015 (Jan. 9, 2016 vs. Pitt.)*

AVERAGE YARDS PER PUNT RETURN

CAREER	12.40	Mike Fuller (62 yards/5 ret.)	1981, '82
	7.17	Ira Hillary (43 yards/6 ret.)	1988
	6.70	Brandon Tate (67 yards/10 ret.)	2011, '12, '13, '14, '15
NOTE: Minimum 4 returns.			

GAME	14.00	Mitchell Price (42/3)	1990 (Jan. 6, 1991 vs. Hou.)*
	12.00	Ira Hillary (24/2)	1988 (Jan. 8, 1989 vs. Buff.)***
	8.75	Mike Fuller (35/4)	1981 (Jan. 24, 1982 against S.F.)#
	7.50	Keiwan Ratliff (15/2)	2005 (Jan. 8, 2006 vs. Pitt.)*
	6.67	Brandon Tate (20/3)	2011 (Jan. 7, 2012 at Hou.)*
NOTE: Minimum 2 returns.			

LONGEST PUNT RETURNS

34	Mitchell Price	1990 (Jan. 6, 1991 vs. Hou.)*
27	Mike Fuller	1981 (Jan. 3, 1982 vs. Buff.)**
24	Adam Jones	2015 (Jan. 9, 2016 vs. Pitt.)*
23	Rico Murray	2009 (Jan. 9, 2010 vs. NYJ)*
19	Brandon Tate	2014 (Jan. 4, 2015 at Ind.)*

KEY	
*	AFC Wild Card Playoff
**	AFC Divisional Playoff
***	AFC Championship
+	AFC First-Round Playoff (Super Bowl Tournament)
#	Super Bowl XVI (at Pontiac, Mich.)
##	Super Bowl XXIII (at Miami, Fla.)

NOTES: Years listed are seasons in which playoff berths were earned, not calendar years in which playoff games were played. Career records include only seasons in which players played in playoffs.

KICKOFF RETURNS

TOTAL KICKOFF RETURNS

CAREER	17	David Verser1981, '82
	9	Adam Jones2011, '12, '13, '14, '15
	8	Stanford Jennings1988, '90
	7	Brandon Tate2011, '12, '13, '14
	5	Tab Perry2005

GAME	7	David Verser1982 (Jan. 9, 1983 vs. NYJ)+
	5	David Verser1981 (Jan. 24, 1982 against S.F.)#
	5	Tab Perry2005 (Jan. 8, 2006 vs. Pitt)*
	5	Brandon Tate2013 (Jan. 5, 2014 vs. S.D.)*
	4	(two times)

KICKOFF RETURN YARDS

CAREER	302	David Verser1981, '82
	240	Stanford Jennings1988, '90
	233	Adam Jones2011, '12, '13, '14, '15
	193	Brandon Tate2011, '12, '13, '14, '15
	119	Tab Perry2005

GAME	128	Brandon Tate2013 (Jan. 5, 2014 vs. S.D.)*
	119	Tab Perry2005 (Jan. 8, 2006 vs. Pitt)*
	117	Stanford Jennings1988 (Jan. 22, 1989 against S.F.)##
	116	David Verser1982 (Jan. 9, 1983 vs. NYJ)+
	103	Adam Jones2012 (Jan. 5, 2013 at Hou.)*

AVERAGE YARDS PER KICKOFF RETURN

CAREER	30.00	Stanford Jennings (240 yards/8 ret.)1988, '90
	27.57	Brandon Tate (193 yards/7 ret.)2011, '12, '13, '14, '15
	25.89	Adam Jones (233 yards/9 ret.)2011, '12, '13, '14, '15
	23.80	Tab Perry (119 yards/5 ret.)2005
	17.76	David Verser (302 yards/17 ret.)1981, '82

GAME	58.50	Stanford Jennings (117/2)1988 (Jan. 22, 1989 against S.F.)##
	37.00	Bernard Scott (74/2)2009 (Jan. 9, 2010 vs. NYJ)*
	26.67	Adam Jones (80/3)2014 (Jan. 4, 2015 at Ind.)*
	25.75	Adam Jones (103/4)2012 (Jan. 5, 2013 at Hou.)*
	25.60	Brandon Tate (128/5)2013 (Jan. 5, 2014 vs. S.D.)*

NOTE: Minimum 2 returns.

LONGEST KICKOFF RETURNS

93-td	Stanford Jennings1988 (Jan. 22, 1989 against S.F.)##
56	Bernard Scott2009 (Jan. 9, 2010 vs. NYJ)*
43	Brandon Tate2012 (Jan. 5, 2013 at Hou.)*
40	David Verser1981 (Jan. 3, 1982 vs. Buff.)*
40	David Verser1981 (Jan. 10, 1982 vs. S.D.)***

INTERCEPTIONS

TOTAL INTERCEPTIONS

CAREER	3	David Fulcher1988, '90
	3	Ken Riley1970, '73, '75, '81, '82
	2	Eric Thomas1988, '90
	1	(nine times)

GAME	1	(many times)
-------------	---	--------------

INTERCEPTION RETURN YARDS

CAREER	54	David Fulcher1988, '90
	45	Neal Craig1973
	34	Ken Riley1970, '73, '75, '81, '82
	26	Eric Thomas1988, '90
	24	Bobby Kemp1981, '82

GAME	45	Neal Craig1973 (Dec. 23, 1973 at Mia.)**
	43	David Fulcher1990 (Jan. 6, 1991 vs. Hou.)*
	34	Ken Riley1975 (Dec. 28, 1975 at Oak.)**
	26	Eric Thomas1988 (Jan. 8, 1989 vs. Buff.)*
	24	Bobby Kemp1981 (Jan. 10, 1982 vs. S.D.)***

LONGEST INTERCEPTION RETURNS

45-td	Neal Craig1973 (Dec. 23, 1973 at Mia.)**
43	David Fulcher1990 (Jan. 6, 1991 vs. Hou.)*
34	Ken Riley1975 (Dec. 28, 1975 at Oak.)**
26	Eric Thomas1988 (Jan. 8, 1989 vs. Buff.)*
24	Bobby Kemp1981 (Jan. 10, 1982 vs. S.D.)***

SACKS

TOTAL SACKS

CAREER	4.0	Jason Buck1988, '90
	3.0	David Grant1988, '90
	3.0	Reggie Williams1981, '82, '88
	2.5	Geno Atkins2011, '12, '14, '15
	2.0	Reggie Nelson2011, '12, '13, '14, '15

GAME	1	(many times)
-------------	---	--------------

BENGALS POSTSEASON TEAM RECORDS

SCORING

POINTS SCORED		
GAME	41	1990 (Jan. 6, 1991 vs. Hou.)*
HALF	21	1975 (Dec. 28, 1975 at Oak.)**2nd half
QUARTER	16	2015 (Jan. 9, 2016 vs. Pitt.)* 4th quarter

TOUCHDOWNS

GAME	5	1990 (Jan. 6, 1991 vs. Hou.)*
HALF	3	1975 (Dec. 28, 1975 at Oak.)**2nd half
	3	1981 (Jan. 24, 1982 against S.F.)#2nd half
	3	1988 (Dec. 31, 1988 vs. Sea.)* 1st half
	3	1990 (Jan. 6, 1991 vs. Hou.)*2nd half

RUSHING TOUCHDOWNS

GAME	3	1981 (Jan. 3, 1982 vs. Buff.)*
	3	1988 (Dec. 31, 1988 vs. Sea.)*
	3	1990 (Jan. 6, 1991 vs. Hou.)*
HALF	3	1988 (Dec. 31, 1988 vs. Sea.)* 1st half

PASSING TOUCHDOWNS

GAME	2	1975 (Dec. 28, 1975 at Oak.)**
	2	1981 (Jan. 10, 1982 vs. S.D.)*
	2	1981 (Jan. 24, 1982 against S.F.)#
	2	1982 (Jan. 9, 1983 vs. NYJ)+
	2	1990 (Jan. 6, 1991 vs. Hou.)*
HALF	2	1975 (Dec. 28, 1975 at Oak.)**2nd half
	2	1981 (Jan. 24, 1982 against S.F.)#2nd half
	2	1982 (Jan. 9, 1983 vs. NYJ)+ 1st half

FIELD GOALS

GAME	3	1973 (Dec. 23, 1973 at Mia.)*
	3	1988 (Jan. 22, 1989 against S.F.)##
HALF	3	1973 (Dec. 23, 1973 at Mia.)* 1st half

OFFENSE

FIRST DOWNS

GAME	27	2013 (Jan. 5, 2014 vs. S.D.)*
HALF	17	1981 (Jan. 24, 1982 against S.F.)#2nd half
	17	2015 (Jan. 9, 2016 vs. Pitt.)*2nd half

TOTAL NET YARDS

GAME	439	2013 (Jan. 5, 2014 vs. S.D.)*
HALF	257	1981 (Jan. 24, 1982 against S.F.)#2nd half

NET YARDS RUSHING

GAME	254	1988 (Dec. 31, 1988 vs. Sea.)*
HALF	165	1988 (Dec. 31, 1988 vs. Sea.)* 1st half

RUSHING ATTEMPTS

GAME	50	1988 (Jan. 8, 1989 vs. Buff.)*
HALF	29	1988 (Jan. 8, 1989 vs. Buff.)*2nd half

NET YARDS PASSING

GAME	333	1982 (Jan. 9, 1983 vs. NYJ)+
HALF	197	1982 (Jan. 9, 1983 vs. NYJ)+ 1st half

PASSING ATTEMPTS

GAME	51	2013 (Jan. 5, 2014 vs. S.D.)*
HALF	34	2013 (Jan. 5, 2014 vs. S.D.)*2nd half

COMPLETIONS

GAME	29	2013 (Jan. 5, 2014 vs. S.D.)*
HALF	17	1981 (Jan. 24, 1982 against S.F.)#2nd half
	17	2013 (Jan. 5, 2014 vs. S.D.)*2nd half

PASSES HAD INTERCEPTED

GAME	3	1982 (Jan. 9, 1983 vs. NYJ)+
	3	2011 (Jan. 7, 2012 at Hou.)*
HALF	2	1982 (Jan. 9, 1983 vs. NYJ)+2nd half
	2	1988 (Jan. 8, 1989 vs. Buff.)* 1st half
	2	2005 (Jan. 8, 2006 vs. Pitt.)*2nd half
	2	2011 (Jan. 7, 2012 at Hou.)*2nd half
	2	2013 (Jan. 5, 2014 vs. S.D.)*2nd half

SACKS ALLOWED

GAME	5	1975 (Dec. 28, 1975 at Oak.)*
	5	1981 (Jan. 24, 1982 against S.F.)#
	5	1988 (Jan. 22, 1989 against S.F.)##
HALF	4	1982 (Jan. 9, 1983 vs. NYJ)+ 1st half
	4	1988 (Jan. 22, 1989 against S.F.)##2nd half

DEFENSE

FEWEST POINTS ALLOWED

GAME	7	1981 (Jan. 10, 1982 vs. S.D.)*
HALF	0	1981 (Jan. 10, 1982 vs. S.D.)*2nd half
	0	1988 (Dec. 31, 1988 vs. Sea.)* 1st half
	0	1988 (Jan. 8, 1989 vs. Buff.)*2nd half
	0	1990 (Jan. 6, 1991 vs. Hou.)* 1st half

FEWEST FIRST DOWNS ALLOWED

GAME	10	1988 (Jan. 8, 1989 vs. Buff.)*
HALF	1	1990 (Jan. 6, 1991 vs. Hou.)* 1st half

FEWEST TOTAL NET YARDS ALLOWED

GAME	181	1988 (Jan. 8, 1989 vs. Buff.)*
HALF	36	1990 (Jan. 6, 1991 vs. Hou.)* 1st half

FEWEST NET YARDS RUSHING ALLOWED

GAME	22	1988 (Dec. 31, 1988 vs. Sea.)*
HALF	0	1988 (Dec. 31, 1988 vs. Sea.)* 1st half

FEWEST NET YARDS PASSING ALLOWED

GAME	122	2013 (Jan. 5, 2014 vs. S.D.)*
HALF	16	1981 (Jan. 24, 1982 against S.F.)#2nd half

INTERCEPTIONS

GAME	3	1988 (Jan. 8, 1989 vs. Buff.)*
HALF	2	1981 (Jan. 3, 1982 vs. Buff.)* 1st half
	2	1981 (Jan. 10, 1982 vs. S.D.)* 1st half
	2	1988 (Jan. 8, 1989 vs. Buff.)* 1st half

SACKS

GAME	4	1988 (Jan. 22, 1989 against S.F.)##
	4	2015 (Jan. 9, 2016 vs. Pitt.)*
HALF	3	1988 (Dec. 31, 1988 vs. Sea.)*2nd half

MISCELLANEOUS

MOST PENALTIES INCURRED

GAME	8	1981 (Jan. 24, 1982 against S.F.)#
	8	2015 (Jan. 9, 2016 vs. Pitt.)*
HALF	6	1988 (Jan. 22, 1989 against S.F.)##2nd half
	6	2015 (Jan. 9, 2016 vs. Pitt.)* 1st half

MOST PENALTY YARDS INCURRED

GAME	90	2005 (Jan. 8, 2006 vs. Pitt.)*
HALF	50	1988 (Jan. 22, 1989 against S.F.)##2nd half
	50	2005 (Jan. 8, 2006 vs. Pitt.)*2nd half

MOST TIME OF POSSESSION

GAME	39:45	1990 (Jan. 6, 1991 vs. Hou.)*
HALF	25:04	1990 (Jan. 6, 1991 vs. Hou.)* 1st half

NOTE: Time of possession was not recorded until 1977, and thus is not available for the Bengals' 1970, '73 and '75 playoff games.

KEY

- * AFC Wild Card Playoff
- ** AFC Divisional Playoff
- *** AFC Championship
- + AFC First-Round Playoff (Super Bowl Tournament)
- # Super Bowl XVI (at Pontiac, Mich.)
- ## Super Bowl XXIII (at Miami, Fla.)

NOTES: Years listed are seasons in which playoff berths were earned, not calendar years in which playoff games were played. Career records include only seasons in which players played in playoffs.

OPPONENTS POSTSEASON INDIVIDUAL RECORDS

KEY

- * AFC Wild Card Playoff
- ** AFC Divisional Playoff
- *** AFC Championship
- + AFC First-Round Playoff (Super Bowl Tournament)
- # Super Bowl XVI (at Pontiac, Mich.)
- ## Super Bowl XXIII (at Miami, Fla.)

NOTES: Years listed are seasons in which playoff berths were earned, not calendar years in which playoff games were played. Career records include only seasons in which players played in playoffs.

SCORING

TOTAL POINTS

GAME	POINTS	PLAYER	SEASON
14	14	Ray Wersching	1981 (Jan. 24, 1982 against S.F.)#
14	14	Pat Leahy	1982 (Jan. 9, 1983 vs. NYJ)+
14	14	Adam Vinatieri	2014 (Jan. 4, 2015 at Ind.)*
13	13	Shayne Graham	2012 (Jan. 5, 2013 at Hou.)*
12	12	(four times)	

TOUCHDOWNS

GAME	TOUCHDOWNS	PLAYER	SEASON
2	2	Joe Cribbs	1981 (Jan. 3, 1982 vs. Buff.)**
2	2	Ernest Givens	1990 (Jan. 6, 1991 vs. Hou.)*
2	2	Arian Foster	2011 (Jan. 7, 2012 at Hou.)*
1	1	(many times)	

POINTS AFTER TOUCHDOWNS

GAME	POINTS	PLAYER	SEASON
5	5	Pat Leahy	1982 (Jan. 9, 1983 vs. NYJ)+
4	4	(five times)	

FIELD GOALS

GAME	FIELD GOALS	PLAYER	SEASON
4	4	Ray Wersching	1981 (Jan. 24, 1982 against S.F.)#
4	4	Shayne Graham	2012 (Jan. 5, 2013 at Hou.)*
4	4	Adam Vinatieri	2014 (Jan. 4, 2015 at Ind.)*
4	4	Chris Boswell	2015 (Jan. 9, 2016 vs. Pitt.)*
3	3	Pat Leahy	1982 (Jan. 9, 1983 vs. NYJ)+

LONGEST FIELD GOALS

53	Adam Vinatieri	2014 (Jan. 4, 2015 at Ind.)*
50	Garo Yepremian	1973 (Dec. 23, 1973 at Mia.)**
49	Jeff Jaeger	1990 (Jan. 13, 1991 at L.A.-Raid.)**
48	Shayne Graham	2012 (Jan. 5, 2013 at Hou.)*
47	Pat Leahy	1982 (Jan. 9, 1983 vs. NYJ)+

RUSHING

TOTAL RUSHING ATTEMPTS

GAME	ATTEMPTS	PLAYER	SEASON
32	32	Arian Foster	2012 (Jan. 5, 2013 at Hou.)*
25	25	Norm Bulaich	1970 (Dec. 26, 1970 at Balt.)**
24	24	Arian Foster	2011 (Jan. 7, 2012 at Hou.)*
23	23	Chuck Muncie	1981 (Jan. 10, 1982 vs. S.D.)***
21	21	(three times)	

RUSHING YARDS

GAME	YARDS	PLAYER	SEASON
202	202	Freeman McNeil	1982 (Jan. 9, 1983 vs. NYJ)+
153	153	Arian Foster	2011 (Jan. 7, 2012 at Hou.)*
140	140	Marcus Allen	1990 (Jan. 13, 1991 at L.A.-Raid.)**
140	140	Arian Foster	2012 (Jan. 5, 2013 at Hou.)*
135	135	Shonn Greene	2009 (Jan. 9, 2010 vs. NYJ)*

AVERAGE YARDS PER RUSHING ATTEMPT

GAME	AVERAGE	PLAYER	SEASON
9.62	9.62	Freeman McNeil (202/21)	1982 (Jan. 9, 1983 vs. NYJ)+
6.67	6.67	Marcus Allen (140/21)	1990 (Jan. 13, 1991 at L.A.-Raid.)**
6.43	6.43	Shonn Greene (135/21)	2009 (Jan. 9, 2010 vs. NYJ)*
6.38	6.38	Arian Foster (153/24)	2011 (Jan. 7, 2012 at Hou.)*
6.00	6.00	Joe Cribbs (90/15)	1981 (Jan. 3, 1982 vs. Buff.)**

NOTE: Minimum 15 attempts.

RUSHING TOUCHDOWNS

GAME	TOUCHDOWNS	PLAYER	SEASON
2	2	Joe Cribbs	1981 (Jan. 3, 1982 vs. Buff.)**
2	2	Arian Foster	2011 (Jan. 7, 2012 at Hou.)*
1	1	(many times)	

LONGEST RUSHES

58-td	Ronnie Brown	2013 (Jan. 5, 2014 vs. S.D.)*
44-td	Joe Cribbs	1981 (Jan. 3, 1982 vs. Buff.)**
44	Martavis Bryant	2015 (Jan. 9, 2016 vs. Pitt.)*
42-td	Arian Foster	2011 (Jan. 7, 2012 at Hou.)*
39-td	Shonn Greene	2009 (Jan. 9, 2010 vs. NYJ)*

PASSING

TOTAL PASSING ATTEMPTS

GAME	ATTEMPTS	PLAYER	SEASON
50	50	Dave Krieg	1988 (Dec. 31, 1988 vs. Sea.)**
44	44	Andrew Luck	2014 (Jan. 4, 2015 at Ind.)*
38	38	Matt Schaub	2012 (Jan. 5, 2013 at Hou.)*
36	36	Joe Montana	1988 (Jan. 22, 1989 against S.F.)##
33	33	Cody Carlson	1990 (Jan. 6, 1991 vs. Hou.)*

COMPLETIONS

GAME	COMPLETIONS	PLAYER	SEASON
31	31	Andrew Luck	2014 (Jan. 4, 2015 at Ind.)*
29	29	Matt Schaub	2012 (Jan. 5, 2013 at Hou.)*
24	24	Dave Krieg	1988 (Dec. 31, 1988 vs. Sea.)**
23	23	Joe Montana	1988 (Jan. 22, 1989 against S.F.)##
20	20	Richard Todd	1982 (Jan. 9, 1983 vs. NYJ)+

COMPLETION PERCENTAGE

GAME	PERCENTAGE	PLAYER	SEASON
80.00	80.00	Mark Sanchez (12/15)	2009 (Jan. 9, 2010 vs. NYJ)*
76.32	76.32	Matt Schaub (29/38)	2012 (Jan. 5, 2013 at Hou.)*
75.00	75.00	Philip Rivers (12/16)	2013 (Jan. 5, 2014 vs. S.D.)*
73.91	73.91	Ken Stabler (17/23)	1975 (Dec. 28, 1975 at Oak.)**
73.68	73.68	Ben Roethlisberger (14/19)	2005 (Jan. 8, 2006 vs. Pitt.)*

NOTE: Minimum 15 attempts.

PASSING YARDS

GAME	YARDS	PLAYER	SEASON
376	376	Andrew Luck	2014 (Jan. 4, 2015 at Ind.)*
357	357	Joe Montana	1988 (Jan. 22, 1989 against S.F.)##
297	297	Dave Krieg	1988 (Dec. 31, 1988 vs. Sea.)**
269	269	Richard Todd	1982 (Jan. 9, 1983 vs. NYJ)+
262	262	Matt Schaub	2012 (Jan. 5, 2013 at Hou.)*

AVERAGE YARDS PER PASSING ATTEMPT

GAME	AVERAGE	PLAYER	SEASON
12.13	12.13	Mark Sanchez (182/15)	2009 (Jan. 9, 2010 vs. NYJ)*
10.95	10.95	Ben Roethlisberger (208/19)	2005 (Jan. 8, 2006 vs. Pitt.)*
9.92	9.92	Joe Montana (357/36)	1988 (Jan. 22, 1989 against S.F.)##
9.61	9.61	Richard Todd (269/28)	1982 (Jan. 9, 1983 vs. NYJ)+
8.83	8.83	Bob Griese (159/18)	1973 (Dec. 23, 1973 at Mia.)**

NOTE: Minimum 15 attempts.

TOUCHDOWN PASSES

GAME	TOUCHDOWNS	PLAYER	SEASON
3	3	Ken Stabler	1975 (Dec. 28, 1975 at Oak.)**
3	3	Ben Roethlisberger	2005 (Jan. 8, 2006 vs. Pitt.)*
2	2	(five times)	

PASSES HAD INTERCEPTED

GAME	INTERCEPTS	PLAYER	SEASON
3	3	Jim Kelly	1988 (Jan. 8, 1989 vs. Buff.)***
2	2	Joe Ferguson	1981 (Jan. 3, 1982 vs. Buff.)**
2	2	Dan Fouts	1981 (Jan. 10, 1982 vs. S.D.)***
2	2	Dave Krieg	1988 (Dec. 31, 1988 vs. Sea.)**
1	1	(seven times)	

PASSER RATING

GAME	RATING	PLAYER	SEASON
148.7	148.7	Ben Roethlisberger	2005 (Jan. 8, 2006 vs. Pitt.)*
139.4	139.4	Mark Sanchez	2009 (Jan. 9, 2010 vs. NYJ)*
121.2	121.2	Ken Stabler	1975 (Dec. 28, 1975 at Oak.)**
118.8	118.8	Philip Rivers	2013 (Jan. 5, 2014 vs. S.D.)*
115.2	115.2	Joe Montana	1988 (Jan. 22, 1989 against S.F.)##

NOTE: Minimum 15 attempts.

LONGEST PASSES

60	Ben Roethlisberger to Antonio Brown	2015 (Jan. 9, 2016 vs. Pitt.)*
54	Joe Ferguson to Jerry Butler	1981 (Jan. 3, 1982 vs. Buff.)**
54	Ben Roethlisberger to Cedrick Wilson	2005 (Jan. 8, 2006 vs. Pitt.)*
53-td	Johnny Unitas to Ed Hinton	1970 (Dec. 26, 1970 at Balt.)**
49	Richard Todd to Wesley Walker	1982 (Jan. 9, 1983 vs. NYJ)+

KEY

- * AFC Wild Card Playoff
** AFC Divisional Playoff
*** AFC Championship
+ AFC First-Round Playoff (Super Bowl Tournament)
Super Bowl XVI (at Pontiac, Mich.)
Super Bowl XXIII (at Miami, Fla.)

NOTES: Years listed are seasons in which playoff berths were earned, not calendar years in which playoff games were played. Career records include only seasons in which players played in playoffs.

RECEIVING

TOTAL RECEPTIONS

Table with 3 columns: GAME, Player Name, and Receptions. Top entries: John L. Williams (11, 1988), Jerry Rice (11, 1988), Daniel Herron (10, 2014).

RECEIVING YARDS

Table with 3 columns: GAME, Player Name, and Receiving Yards. Top entries: Jerry Rice (215, 1988), Wesley Walker (145, 1982), John L. Williams (137, 1988).

AVERAGE YARDS PER RECEPTION

Table with 3 columns: GAME, Player Name, and Average Yards Per Reception. Top entries: Jerry Butler (24.50, 1981), Paul Warfield (23.75, 1973), Jerry Rice (19.55, 1988).

NOTE: Minimum 4 receptions.

RECEIVING TOUCHDOWNS

Table with 3 columns: GAME, Player Name, and Receiving Touchdowns. Top entries: Ernest Givens (2, 1990), Ernest Givens (1, many times).

LONGEST RECEPTIONS

Table with 3 columns: Player Name, From, and Longest Reception. Top entries: Antonio Brown (60, 2015), Jerry Butler (54, 1981), Cedrick Wilson (54, 2005).

PUNTING

TOTAL PUNTS

Table with 3 columns: GAME, Player Name, and Total Punts. Top entries: Jay Feely (7, 2009), Jordan Berry (7, 2015), Jordan Berry (6, five times).

PUNTING YARDS

Table with 3 columns: GAME, Player Name, and Punting Yards. Top entries: Jordan Berry (293, 2015), John Kidd (271, 1988), Ruben Rodriguez (265, 1988).

AVERAGE YARDS PER PUNT

Table with 3 columns: GAME, Player Name, and Average Yards Per Punt. Top entries: Pat McAfee (51.50, 2014), Matt Turk (50.20, 2011), Jim Miller (46.25, 1981).

NOTE: Minimum 4 punts.

NET YARDS PER PUNT

Table with 3 columns: GAME, Player Name, and Net Yards Per Punt. Top entries: Matt Turk (42.20, 2011), Mike Scifres (42.17, 2013), John Kidd (41.17, 1988).

NOTE: Minimum 4 punts.

INSIDE-20 PUNTS

Table with 3 columns: GAME, Player Name, and Inside-20 Punts. Top entries: Jay Feely (3, 2009), Jordan Berry (3, 2015), Jordan Berry (2, five times).

LONGEST PUNTS

Table with 3 columns: Player Name, Length, and Longest Punt. Top entries: Pat McAfee (68, 2014), Pat McAfee (59, 2014), Matt Turk (56, 2011).

PUNT RETURNS

TOTAL PUNT RETURNS

Table with 3 columns: GAME, Player Name, and Total Punt Returns. Top entries: Ron Gardin (7, 1970), Bobby Joe Edmonds (5, 1988), Josh Cribbs (5, 2014).

PUNT RETURN YARDS

Table with 3 columns: GAME, Player Name, and Punt Return Yards. Top entries: Neal Colzie (64, 1975), John Taylor (56, 1988), Tim Brown (40, 1990).

AVERAGE YARDS PER PUNT RETURN

Table with 3 columns: GAME, Player Name, and Average Yards Per Punt Return. Top entries: John Taylor (18.67, 1988), Neal Colzie (16.00, 1975), Tim Brown (13.33, 1990).

NOTE: Minimum 2 returns.

LONGEST PUNT RETURNS

Table with 3 columns: Player Name, Length, and Longest Punt Return. Top entries: John Taylor (45, 1988), Neal Colzie (24, 1975), Neal Colzie (20, 1975).

KICKOFF RETURNS

TOTAL KICKOFF RETURNS

Table with 3 columns: GAME, Player Name, and Total Kickoff Returns. Top entries: Clarence Davis (4, 1975), Robb Riddick (4, 1981), James Brooks (4, 1981).

KICKOFF RETURN YARDS

Table with 3 columns: GAME, Player Name, and Kickoff Return Yards. Top entries: Clarence Davis (93, 1975), James Brooks (87, 1981), Robb Riddick (68, 1981).

AVERAGE YARDS PER KICKOFF RETURN

Table with 3 columns: GAME, Player Name, and Average Yards Per Kickoff Return. Top entries: Josh Cribbs (33.50, 2014), Brad Smith (27.00, 2009), Allen Pinkett (24.00, 1990).

NOTE: Minimum 2 returns.

LONGEST KICKOFF RETURNS

Table with 3 columns: Player Name, Length, and Longest Kickoff Return. Top entries: Josh Cribbs (38, 2014), Clarence Davis (37, 1975), Allen Pinkett (37, 1990).

INTERCEPTIONS

TOTAL INTERCEPTIONS

Table with 3 columns: GAME, Player Name, and Total Interceptions. Top entries: Johnny Lynn (2, 1982), Johnny Lynn (1, many times).

INTERCEPTION RETURN YARDS

Table with 3 columns: GAME, Player Name, and Interception Return Yards. Top entries: Darrol Ray (98, 1982), Johnny Lynn (40, 1982), Antwon Blake (35, 2015).

LONGEST INTERCEPTION RETURNS

Table with 3 columns: Player Name, Length, and Longest Interception Return. Top entries: Darrol Ray (98-td, 1982), Antwon Blake (35, 2015), Shareece Wright (30, 2013).

SACKS

TOTAL SACKS

Table with 3 columns: GAME, Player Name, and Total Sacks. Top entries: Ted Hendricks (3, 1975), Greg Townsend (3, 1990), Bob Matheson (2, 1973).

OPPONENTS POSTSEASON TEAM RECORDS

KEY

- * AFC Wild Card Playoff
- ** AFC Divisional Playoff
- *** AFC Championship
- + AFC First-Round Playoff (Super Bowl Tournament)
- # Super Bowl XVI (at Pontiac, Mich.)
- ## Super Bowl XXIII (at Miami, Fla.)

NOTES: Years listed are seasons in which playoff berths were earned, not calendar years in which playoff games were played. Career records include only seasons in which players played in playoffs.

SCORING

POINTS SCORED

GAME	44	1982 (Jan. 9, 1983 vs. NYJ)+
HALF	24	1982 (Jan. 9, 1983 vs. NYJ)+2nd half
QUARTER	21	1982 (Jan. 9, 1983 vs. NYJ)+4th quarter

TOUCHDOWNS

GAME	5	1982 (Jan. 9, 1983 vs. NYJ)+
HALF	3	1973 (Dec. 23, 1973 at Mia.)**1st half
HALF	3	1982 (Jan. 9, 1983 vs. NYJ)+2nd half

RUSHING TOUCHDOWNS

GAME	2	1973 (Dec. 23, 1973 at Mia.)**
HALF	2	1981 (Jan. 3, 1982 vs. Buff.)**1st half
HALF	2	1982 (Jan. 9, 1983 vs. NYJ)+2nd half
HALF	2	2009 (Jan. 9, 2010 vs. NYJ)*2nd half
HALF	2	2011 (Jan. 7, 2012 at Hou.)*2nd half
HALF	2	2013 (Jan. 5, 2014 vs. S.D.)*1st half
HALF	2	1973 (Dec. 23, 1973 at Mia.)**1st half
HALF	2	1982 (Jan. 9, 1983 vs. NYJ)+2nd half

PASSING TOUCHDOWNS

GAME	3	1975 (Dec. 28, 1975 at Oak.)*
HALF	3	2005 (Jan. 8, 2006 vs. Pitt.)*1st half
HALF	2	1975 (Dec. 28, 1975 at Oak.)*1st half
HALF	2	1982 (Jan. 9, 1983 vs. NYJ)+1st half
HALF	2	1988 (Jan. 22, 1989 against S.F.)##2nd half
HALF	2	1990 (Jan. 6, 1991 vs. Hou.)*2nd half
HALF	2	2005 (Jan. 8, 2006 vs. Pitt.)*1st half

FIELD GOALS

GAME	4	1981 (Jan. 24, 1982 against S.F.)#
HALF	4	2012 (Jan. 5, 2013 at Hou.)*1st half
HALF	4	2014 (Jan. 4, 2015 at Ind.)*1st half
HALF	4	2015 (Jan. 9, 2016 vs. Pitt.)*1st half
HALF	3	2012 (Jan. 5, 2013 at Hou.)*1st half

OFFENSE

FIRST DOWNS

GAME	27	1973 (Dec. 23, 1973 at Mia.)**
HALF	27	1975 (Dec. 28, 1975 at Oak.)*1st half
HALF	27	1982 (Jan. 9, 1983 vs. NYJ)+1st half
HALF	16	1973 (Dec. 23, 1973 at Mia.)**1st half
HALF	16	1975 (Dec. 28, 1975 at Oak.)*1st half
HALF	16	1988 (Dec. 31, 1988 vs. Sea.)*2nd half

TOTAL NET YARDS

GAME	517	1982 (Jan. 9, 1983 vs. NYJ)+
HALF	285	1982 (Jan. 9, 1983 vs. NYJ)+1st half

NET YARDS RUSHING

GAME	241	1973 (Dec. 23, 1973 at Mia.)**
HALF	155	1982 (Jan. 9, 1983 vs. NYJ)+2nd half

RUSHING ATTEMPTS

GAME	52	1973 (Dec. 23, 1973 at Mia.)**
HALF	26	1973 (Dec. 23, 1973 at Mia.)**1st half
HALF	26	1973 (Dec. 23, 1973 at Mia.)**2nd half
HALF	26	1975 (Dec. 28, 1975 at Oak.)*1st half

NET YARDS PASSING

GAME	368	2014 (Jan. 4, 2015 at Ind.)*
HALF	238	1988 (Jan. 22, 1989 against S.F.)##2nd half

PASSING ATTEMPTS

GAME	50	1988 (Dec. 31, 1988 vs. Sea.)*
HALF	37	1988 (Dec. 31, 1988 vs. Sea.)*2nd half

COMPLETIONS

GAME	31	2014 (Jan. 4, 2015 at Ind.)*
HALF	19	2012 (Jan. 5, 2013 at Hou.)*1st half

PASSES HAD INTERCEPTED

GAME	3	1988 (Jan. 8, 1989 vs. Buff.)*
HALF	2	1981 (Jan. 3, 1982 vs. Buff.)*1st half
HALF	2	1981 (Jan. 10, 1982 vs. S.D.)*1st half
HALF	2	1988 (Jan. 8, 1989 vs. Buff.)*1st half

SACKS ALLOWED

GAME	4	1988 (Jan. 22, 1989 against S.F.)##
HALF	4	2015 (Jan. 9, 2016 vs. Pitt.)*2nd half
HALF	3	1988 (Dec. 31, 1988 vs. Sea.)*2nd half

DEFENSE

FEWEST POINTS ALLOWED

GAME	0	1970 (Dec. 26, 1970 at Balt.)*
HALF	0	(nine times)

FEWEST FIRST DOWNS ALLOWED

GAME	7	1970 (Dec. 26, 1970 at Balt.)*
HALF	2	1970 (Dec. 26, 1970 at Balt.)*1st half
HALF	2	2015 (Jan. 9, 2016 vs. Pitt.)*1st half

FEWEST TOTAL NET YARDS ALLOWED

GAME	139	1970 (Dec. 26, 1970 at Balt.)*
HALF	21	1970 (Dec. 26, 1970 at Balt.)*1st half

FEWEST NET YARDS RUSHING ALLOWED

GAME	62	1982 (Jan. 9, 1983 vs. NYJ)+
HALF	10	2015 (Jan. 9, 2016 vs. Pitt.)*1st half

FEWEST NET YARDS PASSING ALLOWED

GAME	58	1990 (Jan. 13, 1991 at L.A.-Raid.)*
HALF	-6	2012 (Jan. 5, 2013 at Hou.)*1st half

INTERCEPTIONS

GAME	3	1982 (Jan. 9, 1983 vs. NYJ)+
HALF	3	2011 (Jan. 7, 2012 at Hou.)*1st half
HALF	2	1982 (Jan. 9, 1983 vs. NYJ)+2nd half
HALF	2	1988 (Jan. 8, 1989 vs. Buff.)*1st half
HALF	2	2005 (Jan. 8, 2006 vs. Pitt.)*2nd half
HALF	2	2011 (Jan. 7, 2012 at Hou.)*2nd half
HALF	2	2013 (Jan. 5, 2014 vs. S.D.)*2nd half

SACKS

GAME	5	1975 (Dec. 28, 1975 at Oak.)*
HALF	5	1981 (Jan. 24, 1982 against S.F.)#
HALF	5	1988 (Jan. 22, 1989 against S.F.)##
HALF	4	1982 (Jan. 9, 1983 vs. NYJ)+1st half
HALF	4	1988 (Jan. 22, 1989 against S.F.)##2nd half

MISCELLANEOUS

MOST PENALTIES INCURRED

GAME	12	1982 (Jan. 9, 1983 vs. NYJ)+
HALF	7	1982 (Jan. 9, 1983 vs. NYJ)+2nd half

MOST PENALTY YARDS INCURRED

GAME	142	2015 (Jan. 9, 2016 vs. Pitt.)*
HALF	87	2015 (Jan. 9, 2016 vs. Pitt.)*2nd half

MOST TIME OF POSSESSION

GAME	38:49	2012 (Jan. 5, 2013 at Hou.)*
HALF	22:53	2012 (Jan. 5, 2013 at Hou.)*1st half

NOTE: Time of possession was not recorded until 1977, and thus is not available for the Bengals' 1970, '73 and '75 playoff games.

ALL-TIME POSTSEASON STATISTICS

ALL-TIME POSTSEASON RECORD: 5-14

DATE	W-L	SCORE	OPPONENT	ATTENDANCE
12-26-70**	L	0-17	at Baltimore	51,127
12-23-73**	L	16-34	at Miami	74,770
12-28-75**	L	28-31	at Oakland	53,039
1-3-82**	W	28-21	BUFFALO	55,420
1-10-82***	W	27-7	SAN DIEGO	46,302
1-24-82#	L	21-26	VS. SAN FRANCISCO	81,270
1-9-83+	L	17-44	N.Y. JETS	57,560
12-31-88**	W	21-13	SEATTLE	58,560
1-8-89***	W	21-10	BUFFALO	59,747
1-22-89##	L	16-20	vs. San Francisco	75,129
1-6-91*	W	41-14	HOUSTON	60,012
1-13-91**	L	10-20	at L.A. Raiders	92,045
1-8-06*	L	17-31	PITTSBURGH	65,870
1-9-10*	L	14-24	N.Y. JETS	63,686
1-7-12*	L	10-31	at Houston	71,725
1-5-13*	L	13-19	at Houston	71,738
1-5-14*	L	10-27	SAN DIEGO	62,277
1-4-15*	L	10-26	at Indianapolis	63,385
1-9-16*	L	16-18	PITTSBURGH	63,257

* AFC Wild Card Playoff
 ** AFC Divisional Playoff
 *** AFC Championship
 + AFC First-Round Playoff (Super Bowl Tournament)
 # Super Bowl XVI (at Pontiac, Mich.)
 ## Super Bowl XXIII (at Miami, Fla.)

TEAM STATISTICS		BENGALS	OPPONENTS
TOTAL FIRST DOWNS	347	376
Rushing	145	157
Passing	170	194
Penalty	32	25
3rd Down: Made-Att	95-243	92-233
3rd Down: Pct	39.1	39.5
4th Down: Made-Att	8-20	4-9
4th Down: Pct	40.0	44.4
POSSESSION AVG.	(*NA)	(*NA)
TOTAL NET YARDS	5397	6657
Avg. Per Game	284.1	350.4
Total Plays	1155	1189
Avg. Per Play	4.7	5.6
NET YARDS RUSHING	2241	2826
Avg. Per Game	117.9	148.7
Total Rushes	526	631
NET YARDS PASSING	3156	3831
Avg. Per Game	166.1	201.6
Sacked-Yards Lost	60-378	29-208
Gross Yards	3534	4039
Att.-Completions	569-325	529-316
Completion Pct.	57.1	59.7
Had Intercepted	20	17
PUNTS-AVG.	90-42.6	77-42.3
Net Punting Avg.	37.2	36.8
PENALTIES-YARDS	88-814	112-1016
FUMBLES-BALLS LOST	32-13	23-11
TOUCHDOWNS	40	48
Rushing	20	18
Passing	17	28
Returns	3	2

SCORE BY PERIODS		1	2	3	4	OT	PTS		
BENGALS	96	94	54	92	0	336		
OPPONENTS	61	141	104	127	0	433		
SCORING		TD	TD-R	TD-P	TD-Rt	PAT	FG	S	PTS
Jim Breech	0	0	0	0	25-25	9-11	0	52
Ickey Woods	4	4	0	0	—	—	0	24
Dan Ross	3	0	3	0	—	—	0	18
Mike Nugent	0	0	0	0	4-4	4-5	0	16
Pete Alexander	2	2	0	0	—	—	0	12
Cedric Benson	2	2	0	0	—	—	0	12
Isaac Curtis	2	0	2	0	—	—	0	12
Jeremy Hill	2	2	0	0	—	—	0	12
Stanford Jennings	2	0	1	1	—	—	0	12
Ken Johnson	2	2	0	0	—	—	0	12
Stanley Wilson	2	2	0	0	—	—	0	12
Horst Muhlmann	0	0	0	0	1-1	3-4	0	10
Josh Brown	0	0	0	0	1-1	2-2	0	7
Shayne Graham	0	0	0	0	4-4	1-3	0	7
Ken Anderson	1	1	0	0	—	—	0	6
Eric Ball	1	1	0	0	—	—	0	6
Don Bass	1	0	1	0	—	—	0	6
James Brooks	1	0	1	0	—	—	0	6
Laveranues Coles	1	0	1	0	—	—	0	6
Cris Collinsworth	1	0	1	0	—	—	0	6
Neal Craig	1	0	0	1	—	—	0	6
Lenvil Elliott	1	1	0	0	—	—	0	6
Boomer Esiason	1	1	0	0	—	—	0	6
Stan Fritts	1	1	0	0	—	—	0	6
A.J. Green	1	0	1	0	—	—	0	6
Harold Green	1	0	1	0	—	—	0	6
Jermaine Gresham	1	0	1	0	—	—	0	6
Leon Hall	1	0	0	1	—	—	0	6
M.L. Harris	1	0	1	0	—	—	0	6
T.J. Houshmandzadeh	1	0	1	0	—	—	0	6
Rudi Johnson	1	1	0	0	—	—	0	6
Charlie Joiner	1	0	1	0	—	—	0	6
Eric Kattus	1	0	1	0	—	—	0	6
Dave Green	0	0	0	0	4-4	0-0	0	4
BENGALS	40	20	17	3	39-39	19-25	0	336
OPPONENTS	48	18	28	2	46-47	33-42	0	433

**Two-point conversions: None. BENGALS 0-1 (0-1 R, 0-0 P), OPPONENTS 0-1 (0-0 R, 0-1 P).

Sacks-yards: Jason Buck 4-22, Reggie Williams 3-21, David Grant 3-17, Geno Alkins 2.5-9, Reggie Nelson 2-17, Vontaze Burfict 1.5-15, Bob Brown 1-14, Jim Skow 1-10, Carl Zander 1-10, Ross Browner 1-9, Royce Berry 1-8, Steve Chomyszak 1-8, Eddie Edwards 1-7, David Fulcher 1-6, David Pollack 1-6, Bo Harris 1-5, Carlos Dunlap 0.5-5.5, Pat Sims 0.5-5.5, Margus Hunt 0.5-4, Chris Crocker 0.5-3, (team) 1-6. BENGALS 29-208, OPPONENTS 60-378.

Fumbles-lost: Andy Dalton 4-2, Boomer Esiason 3-1, AJ McCarron 3-1, Giovani Bernard 2-2, Archie Griffin 2-2, Cris Collinsworth 2-1, Ira Hillary 2-1, Laveranues Coles 1-1, Jeremy Hill 1-1, Dan Ross 1-1, Lyle Blackwood 1-0, Rickey Dixon 1-0, David Fulcher 1-0, Stanford Jennings 1-0, Pete Johnson 1-0, Jon Kitna 1-0, Carson Palmer 1-0, Lemar Parrish 1-0, Brad St. Louis 1-0, Brandon Tate 1-0, David Verser 1-0. BENGALS 32-13, OPPONENTS, 23-11.

RUSHING		ATT	YDS	AVG	LG	TD
Ickey Woods	89	391	4.4	30	4
Pete Johnson	61	187	3.1	14	2
Cedric Benson	28	183	6.5	47t	2
James Brooks	43	145	3.4	26	0
Charles Alexander	34	125	3.7	20t	2
Ken Anderson	19	112	5.9	22	1
BenJarvus Green-Ellis	19	105	5.5	29	0
Boomer Esiason	19	105	5.5	29	1
Jeremy Hill	25	97	3.9	38	2
Andy Dalton	16	92	5.8	16	0
Boobie Clark	15	86	5.7	15	0
Giovani Bernard	21	79	3.8	14	0
Stanley Wilson	12	74	6.2	20	2
Rudi Johnson	13	56	4.3	20t	1
Harold Green	11	55	5.0	12	0
Eric Ball	12	47	3.9	14	1
Lenvil Elliott	11	40	3.6	9	1
Brian Leonard	4	36	9.0	19	0
Stanford Jennings	9	31	3.4	10	0
Rex Burkhead	2	27	13.5	23	0
Archie Griffin	5	25	5.0	8	0
Jon Kitna	4	25	6.3	12	0
Paul Robinson	5	25	5.0	9	0
Essex Johnson	7	17	2.4	14	0
Virgil Carter	2	16	8.0	9	0
Stan Fritts	6	14	2.3	6	1
Jess Phillips	10	12	1.2	4	0
Bernard Scott	6	11	1.8	4	0
Dave Lewis	3	10	3.3	9	0
AJ McCarron	5	9	1.8	6	0
Chris Perry	2	3	1.5	2	0
Cris Collinsworth	1	2	2.0	2	0
Carson Palmer	1	2	2.0	2	0
Kyle Larson	1	0	0.0	0	0
Ed Williams	1	0	0.0	0	0
Isaac Curtis	1	-1	-1.0	-1	0
Erik Wilhelm	3	-2	-0.7	0	0
BENGALS	526	2241	4.3	47t	20
OPPONENTS	631	2826	4.5	58t	18

PASSING	ATT	CMP	YDS	CMP%	YDS/ATT	TD	TD%	INT	INT%	LG	SKD-YDS	RAT	
Ken Anderson	166	110	1321	66.3	7.96	9	5.4	6	3.6	53	21-116	93.5
Boomer Esiason	99	51	600	51.5	6.06	4	4.0	3	3.0	46	14-104	71.1
AJ McCarron	41	23	212	56.1	5.17	1	2.4	1	2.4	25t	3-24	68.3
Carson Palmer	37	19	212	51.4	5.73	1	2.7	1	2.7	66	3-36	66.5
Jon Kitna	40	24	197	60.0	4.93	1	2.5	2	5.0	24	4-20	60.1
Andy Dalton	158	88	873	55.7	5.53	1	0.6	6	3.8	49	12-61	57.8
Virgil Carter	20	7	64	35.0	3.20	0	0.0	1	5.0	16	3-17	23.8
Jack Thompson	1	1	14	100.0	14.00	0	0.0	0	0.0	14	0-0	118.8
Sam Wyche	1	1	29	100.0	29.00	0	0.0	0	0.0	29	0-0	118.8
Turk Schonert	1	0	0	—	—	0	—	0	—	—	0-0	39.6
Erik Wilhelm	5	1	12	20.0	2.40	0	0.0	0	0.0	12	0-0	39.6
BENGALS	569	325	3534	57.1	6.21	17	3.0	20	3.5	66	60-378	70.9
OPPONENTS	529	316	4039	59.7	7.64	28	5.3	17	3.2	60	29-208	87.9

(All-time postseason statistics, continued)

RECEIVING						INTERCEPTIONS						KICKOFF RETURNS								
REC	YDS	AVG	LG	TD		NO	YDS	AVG	LG	TD		NO	YDS	AVG	LG	TD				
Dan Ross	28	333	11.9	26	3	David Fulcher	3	54	18.0	43	0	Bernard Scott	2	74	37.0	56	0			
Cris Collinsworth	21	354	16.9	53	1	Ken Riley	3	34	11.3	34	0	Stanford Jennings	8	240	30.0	93	1			
A.J. Green	18	232	12.9	45	1	Eric Thomas	2	26	13.0	26	0	Brandon Tate	7	193	27.6	43	0			
Giovani Bernard	17	121	7.1	17	0	Neal Craig	1	45	45.0	45	1	Adam Jones	9	233	25.9	34	0			
Marvin Jones	15	196	13.1	49	0	Bobby Kemp	1	24	24.0	24	0	Tab Perry	5	119	23.8	32	0			
Jermaine Gresham	14	117	8.4	16	1	Leon Hall	1	21	21.0	21	1	Rodney Tate	1	22	22.0	22	0			
Isaac Curtis	13	184	14.2	32	2	Bo Harris	1	16	16.0	16	0	Eric Ball	2	42	21.0	28	0			
Rodney Holman	11	184	16.7	46	0	Louis Breeden	1	0	0.0	0	0	Bernard Jackson	3	60	20.0	25	0			
Lenvil Elliott	10	62	6.2	16	0	Vontaze Burfict	1	0	0.0	0	0	James Brooks	2	38	19.0	23	0			
Pete Johnson	9	52	5.8	14	0	Tommy Casanova	1	0	0.0	0	0	Brian Leonard	3	54	18.0	25	0			
Eddie Brown	8	87	10.9	23	0	Solomon Wilcotts	1	0	0.0	0	0	Lenvil Elliott	1	18	18.0	18	0			
Brian Leonard	8	43	5.4	16	0	Lewis Billups	1	-3	-3.0	-3	0	David Verser	17	302	17.8	40	0			
Chip Myers	7	133	19.0	37	0	BENGALS	17	217	12.8	45	2	Lemar Parrish	2	35	17.5	25	0			
Mohamed Sanu	7	61	8.7	13	0	OPPONENTS	20	395	19.8	98	2	Ron Lamb	1	17	17.0	17	0			
Tim McGee	7	60	8.6	19	0	PUNTING						Cedric Peerman	2	33	16.5	23	0			
Steve Kreider	6	119	19.8	42	0	NO	YDS	AVG	NET	TB	IN-20	LG	BLK	Paul Robinson	2	29	14.5	24	0	
Chad Johnson	6	87	14.5	24	0	Kevin Huber	26	1205	46.3	41.9	1	10	62	0						
James Brooks	6	84	14.0	22	1	Lee Johnson	25	1111	44.4	38.6	0	8	64	0						
Boobie Clark	6	56	9.3	26	0	Kyle Larson	3	131	43.7	36.7	0	0	51	0						
Laveranues Coles	6	48	8.0	13	1	Pat McNally	12	487	40.6	37.0	1	2	60	0						
Andrew Hawkins	6	43	7.2	10	0	Zoltan Mesko	3	118	39.3	32.7	1	2	50	0						
Charles Alexander	6	38	6.3	16	0	Dave Lewis	15	567	37.8	34.2	1	1	53	0						
Chris Perry	6	11	1.8	6	0	Dave Green	6	215	35.8	21.8	1	0	44	0						
Charlie Joiner	5	93	18.6	28	1	BENGALS	90	3834	42.6	37.2	5	23	64	0						
Kevin Walter	5	73	14.6	24	0	OPPONENTS	77	3251	42.3	36.8	5	18	68	0						
Tyler Eifert	5	58	11.6	18	0	PUNT RETURNS						FIELD GOALS								
Rex Burkhead	4	39	9.8	26	0	NO	FC	YDS	AVG	LG	TD	1-19	20-29	30-39	40-49	50+				
T.J. Houshmandzadeh	4	25	6.3	8	1	Rico Murray	1	0	23	23.0	23	0								
Cedric Benson	4	10	2.5	5	0	Tommy Casanova	1	0	15	15.0	15	0								
Ryan Hewitt	3	37	12.3	14	0	Michelle Price	3	0	42	14.0	34	0								
Jerome Simpson	3	33	11.0	16	0	Mike Fuller	5	2	62	12.4	27	0								
Bernard Scott	3	29	9.7	11	0	Adam Jones	3	1	25	8.3	24	0								
Jeremy Hill	3	27	9.0	13	0	Keiwan Ratliff	2	0	15	7.5	8	0								
Quan Cosby	3	26	8.7	14	0	Ira Hillary	6	1	43	7.2	16	0								
Stanford Jennings	3	23	7.7	12	1	Lyle Blackwood	1	0	7	7.0	7	0								
Jim Riggs	3	18	6.0	13	0	Brandon Tate	10	6	67	6.7	19	0								
Ickey Woods	3	18	6.0	9	0	Lemar Parrish	3	1	17	5.7	11	0								
Archie Griffin	3	14	4.7	6	0	Ray Horton	1	0	5	5.0	5	0								
M.L. Harris	2	28	14.0	20	1	Rickey Dixon	1	0	0	0.0	0	0								
Andre Caldwell	2	25	12.5	13	0	Quan Cosby	0	3	0	—	—	0								
Ryan Whalen	2	24	12.0	20	0	Speedy Thomas	0	2	0	—	—	0								
Eric Kattus	2	19	9.5	10	1	BENGALS	37	16	321	8.7	34	0								
Harold Green	2	15	7.5	13	1	OPPONENTS	47	20	384	8.2	45	0								
Bruce Coslet	2	14	7.0	9	0							DEFENSE								
Rudi Johnson	2	14	7.0	11	0	ST	AT	TT	SKS-YDS	INT-YDS	PD	FF	FR-YDS							
Jess Phillips	2	12	6.0	6	0	(NA)**	—	—	—	—	—	—	—							
Matt Schobel	2	11	5.5	8	0	BLOCKED KICKS						BP	BFG	BXP						
BenJarvus Green-Ellis	2	9	-4.5	-3	0	Bill Bergey (1970)	0	1	0											
Chris Henry	1	66	66.0	66	0	Sherman White (1975)	0	1	0											
Donald Lee	1	36	36.0	36	0															
Ira Hillary	1	17	17.0	17	0															
Mike Barber	1	12	12.0	12	0															
Speedy Thomas	1	9	9.0	9	0															
Kevin Brock	1	7	7.0	7	0															
Essex Johnson	1	6	6.0	6	0															
Reggie Kelly	1	4	4.0	4	0															
Don Bass	1	3	3.0	3	1															
Bob Trumpy	1	-7	-7.0	7	0															
BENGALS	325	3534	10.9	66	17															
OPPONENTS	316	4039	12.8	60	28															

* NOTE: It is not possible to accurately list all-time postseason possession averages because time of possession was not recorded until 1977. Postseason possession averages after 1977 are listed in the year-by-year breakdowns on the following pages.

** NOTE: The Bengals' and their opponents' two-point conversion totals listed here were recorded in 2005 and thereafter. Prior to that season, all of the Bengals' playoff appearances had occurred in years in which the two-point conversion did not exist. The two-point conversion, which existed in the AFL when the Bengals were members in 1968 and '69, was not instituted in the NFL until '94.

*** NOTE: It is not possible to accurately list all-time postseason defensive statistics because the three types of defensive statistics — defense, special teams and miscellaneous — were combined through 1987, but separated in '88 and thereafter. Defensive statistics are, however, listed in each of the year-by-year breakdowns on the following pages. All defensive statistics on the following pages are press box statistics produced at the games.

1970 POSTSEASON STATISTICS

POSTSEASON RECORD: 0-1

HEAD COACH: PAUL BROWN
REGULAR-SEASON RECORD: 8-6
(1ST IN AFC CENTRAL)

DATE	W-L	SCORE	OPPONENT	ATTENDANCE
12-26-70**	L	0-17	at Baltimore	51,127

** AFC Divisional Playoff

TEAM STATISTICS		BENGALS	OPPONENTS
TOTAL FIRST DOWNS	7	15
Rushing	2	12
Passing	5	3
Penalty	0	0
3rd Down: Made-Att	3-14	6-14
3rd Down: Pct	21.4	42.9
4th Down: Made-Att	0-1	0-0
4th Down: Pct	0.0	—
POSSESSION AVG	(*NA)	(*NA)
TOTAL NET YARDS	139	299
Avg. Per Game	139.0	299.0
Total Plays	46	66
Avg. Per Play	3.0	4.5
NET YARDS RUSHING	63	170
Avg. Per Game	63.0	170.0
Total Rushes	22	47
NET YARDS PASSING	76	129
Avg. Per Game	76.0	129.0
Sacked-Yards Lost	3-17	2-16
Gross Yards	93	145
Att.-Completions	21-8	17-6
Completion Pct	38.1	35.3
Had Intercepted	1	0
PUNTS-AVG	8-39.1	6-38.3
Net Punting Avg	35.6	37.3
PENALTIES-YARDS	1-5	6-63
FUMBLES-BALLS LOST	1-0	0-0
TOUCHDOWNS	0	2
Rushing	0	0
Passing	0	2
Returns	0	0

SCORE BY PERIODS	1	2	3	4	OT	PTS
BENGALS	0	0	0	0	0	0
OPPONENTS	7	3	0	7	0	17

SCORING	TD	TD-R	TD-P	TD-Rt	PAT	FG	S	PTS
(none)	0	0	0	0	0-0	0-0	0	0
BENGALS	0	0	0	0	0-0	0-1	0	0
OPPONENTS	2	0	2	0	2-2	1-3	0	17

Two-point conversions: (NA**)

Fumbles-lost: Lemar Parrish 1-0. BENGALS 1-0, OPPONENTS 0-0.

PASSING	ATT	CMP	YDS	CMP%	YDS/ATT	TD	TD%	INT	INT%	LG	SKD-YDS	RAT
Virgil Carter	20	7	64	35.0	3.20	0	0.0	1	5.0	16	3-17	23.8
Sam Wyche	1	1	29	100.0	29.00	0	0.0	0	0.0	29	0-0	118.8
BENGALS	21	8	93	38.1	4.43	0	0.0	1	4.8	29	3-17	32.4
OPPONENTS	17	6	145	35.3	8.53	2	11.8	0	0.0	53	2-16	106.3

RUSHING	ATT	YDS	AVG	LG	TD
Paul Robinson	5	25	5.0	9	0
Virgil Carter	2	16	8.0	9	0
Jess Phillips	10	12	1.2	4	0
Dave Lewis	3	10	3.3	9	0
Essex Johnson	2	0	0.0	3	0
BENGALS	22	63	2.9	9	0
OPPONENTS	47	170	3.6	17	0

RECEIVING	REC	YDS	AVG	LG	TD
Chip Myers	4	66	16.5	29	0
Jess Phillips	2	12	6.0	6	0
Speedy Thomas	1	9	9.0	9	0
Essex Johnson	1	6	6.0	6	0
BENGALS	8	93	11.6	29	0
OPPONENTS	6	145	24.2	53t	2

INTERCEPTIONS	NO	YDS	AVG	LG	TD
(none)	0	0	—	—	0
BENGALS	0	0	—	—	0
OPPONENTS	1	0	0.0	0	0

PUNTING	NO	YDS	AVG	NET	TB	IN-20	LG	BLK
Dave Lewis	8	313	39.1	35.6	0	1	53	0
BENGALS	8	313	39.1	35.6	0	1	53	0
OPPONENTS	6	230	38.3	37.3	0	0	45	0

PUNT RETURNS	NO	FC	YDS	AVG	LG	TD
Lemar Parrish	2	1	6	3.0	3	0
Speedy Thomas	0	2	0	—	—	0
BENGALS	2	3	6	3.0	3	0
OPPONENTS	7	0	28	4.0	10	0

KICKOFF RETURNS	NO	YDS	AVG	LG	TD
Paul Robinson	2	29	14.5	24	0
Ron Lamb	1	17	17.0	17	0
BENGALS	3	46	15.3	24	0
OPPONENTS	1	0	0.0	0	0

FIELD GOALS	1-19	20-29	30-39	40-49	50+
Horst Muhlmann	0-0	0-0	0-0	0-0	0-1
BENGALS	0-0	0-0	0-0	0-0	0-1
OPPONENTS	0-0	0-0	0-0	1-2	0-1

Horst Muhlmann: (50B).

Opponents: (50B, 44G, 44WR).

DEFENSE***	ST	AT	TT	SKS-YDS	INT-YDS	PD	^FF	FR-YDS
Bill Bergey	7	7	14	0-0	0-0	0	(*NA)	0-0
Steve Chomyszak	5	6	11	1-8	0-0	1	(*NA)	0-0
Ken Avery	5	4	9	0-0	0-0	0	(*NA)	0-0
Al Beauchamp	6	2	8	0-0	0-0	0	(*NA)	0-0
Royce Berry	4	4	8	1-8	0-0	1	(*NA)	0-0
Ken Dyer	3	5	8	0-0	0-0	0	(*NA)	0-0
Mike Reid	6	1	7	0-0	0-0	0	(*NA)	0-0
Ron Carpenter	4	2	6	0-0	0-0	0	(*NA)	0-0
Lemar Parrish	4	0	4	0-0	0-0	1	(*NA)	0-0
Fletcher Smith	3	0	3	0-0	0-0	0	(*NA)	0-0
Nick Roman	2	1	3	0-0	0-0	0	(*NA)	0-0
Martin Baccaglio	2	0	2	0-0	0-0	0	(*NA)	0-0
Ron Lamb	1	1	2	0-0	0-0	0	(*NA)	0-0
John Guillory	1	0	1	0-0	0-0	0	(*NA)	0-0
Essex Johnson	1	0	1	0-0	0-0	0	(*NA)	0-0
Bill Peterson	1	0	1	0-0	0-0	0	(*NA)	0-0
Ken Riley	0	1	1	0-0	0-0	2	(*NA)	0-0

BLOCKED KICKS	BP	BFG	BXP
Bill Bergey	0	1	0

* NOTE: Time of possession was not recorded until 1977.

** NOTE: The two-point conversion was not instituted in the NFL until 1994.

*** NOTE: It was not standard practice to separate the three types of defensive statistics — defense, special teams and miscellaneous — until 1988. Thus, the defensive statistics listed above include the combined totals of all three types. All defensive statistics above are press box statistics produced at the games.

^ NOTE: Forced fumbles were not recorded until 1976.

1973 POSTSEASON STATISTICS

POSTSEASON RECORD: 0-1

HEAD COACH: PAUL BROWN
REGULAR-SEASON RECORD: 10-4
(1ST IN AFC CENTRAL)

DATE	W-L	SCORE	OPPONENT	ATTENDANCE
12-23-73**	L	16-34	at Miami	74,770

** AFC Divisional Playoff

TEAM STATISTICS		BENGALS	OPPONENTS					
TOTAL FIRST DOWNS		11	27					
Rushing		5	18					
Passing		6	9					
Penalty		0	0					
3rd Down: Made-Att		5-14	10-14					
3rd Down: Pct		35.7	71.4					
4th Down: Made-Att		0-0	0-0					
4th Down: Pct		—	—					
POSSESSION AVG		*NA	*NA					
TOTAL NET YARDS		194	400					
Avg. Per Game		194.0	400.0					
Total Plays		50	71					
Avg. Per Play		3.9	5.6					
NET YARDS RUSHING		97	241					
Avg. Per Game		97.0	241.0					
Total Rushes		20	52					
NET YARDS PASSING		97	159					
Avg. Per Game		97.0	159.0					
Sacked-Yards Lost		3-16	0-0					
Gross Yards		113	159					
Att.-Completions		27-14	19-11					
Completion Pct		51.9	57.9					
Had Intercepted		1	2					
PUNTS-AVG		7-36.3	2-49.0					
Net Punting Avg		32.6	36.0					
PENALTIES-YARDS		2-19	1-5					
FUMBLES-BALLS LOST		0-0	2-1					
TOUCHDOWNS		1	4					
Rushing		0	2					
Passing		0	2					
Returns		1	0					
SCORE BY PERIODS		1	2	3	4	OT	PTS	
BENGALS		3	13	0	0	0	16	
OPPONENTS		14	7	10	3	0	34	
SCORING	TD	TD-R	TD-P	TD-Rt	PAT	FG	S	PTS
Horst Muhlmann	0	0	0	0	1-1	3-3	0	10
Neal Craig	1	0	0	1	—	—	0	6
BENGALS	1	0	0	1	1-1	3-3	0	16
OPPONENTS	4	2	2	0	4-4	2-2	0	34

Two-point conversions: **NA.

Fumbles-lost: None. BENGALS 0-0, OPPONENTS 2-1.

PASSING	ATT	CMP	YDS	CMP%	YDS/ATT	TD	TD%	INT	INT%	LG	SKD-YDS	RAT
Ken Anderson	27	14	113	51.9	4.19	0	0.0	1	3.7	18	3-16	47.3
BENGALS	27	14	113	51.9	4.19	0	0.0	1	3.7	18	3-16	47.3
OPPONENTS	19	11	159	57.9	8.37	2	10.5	2	10.5	48	0-0	80.7

RUSHING	ATT	YDS	AVG	LG	TD
Boobie Clark	7	40	5.7	15	0
Ken Anderson	3	26	8.7	22	0
Essex Johnson	2	17	8.5	14	0
Lenvil Elliott	7	15	2.1	5	0
Isaac Curtis	1	-1	-1.0	-1	0
BENGALS	20	97	4.9	22	0
OPPONENTS	52	241	4.6	27	2
RECEIVING	REC	YDS	AVG	LG	TD
Lenvil Elliott	9	53	5.9	16	0
Charlie Joiner	2	33	16.5	18	0
Boobie Clark	2	18	9.0	12	0
Isaac Curtis	1	9	9.0	9	0
BENGALS	14	113	8.1	18	0
OPPONENTS	11	159	14.5	48	2

INTERCEPTIONS	NO	YDS	AVG	LG	TD
Neal Craig	1	45	45.0	45t	1
Tommy Casanova	1	0	0.0	0	0
BENGALS	2	45	22.5	45t	1
OPPONENTS	1	19	19.0	19	0

PUNTING	NO	YDS	AVG	NET	TB	IN-20	LG	BLK.
Dave Lewis	7	254	36.3	32.6	1	0	50	0
BENGALS	7	254	36.3	32.6	1	0	50	0
OPPONENTS	2	98	49.0	36.0	0	0	54	0

PUNT RETURNS	NO	FC	YDS	AVG	LG	TD
Tommy Casanova	1	0	15	15.0	15	0
Lemar Parrish	1	0	11	11.0	11	0
BENGALS	2	0	26	13.0	15	0
OPPONENTS	2	4	6	3.0	4	0

KICKOFF RETURNS	NO	YDS	AVG	LG	TD
Lemar Parrish	1	25	25.0	25	0
Bernard Jackson	1	17	17.0	17	0
BENGALS	2	42	21.0	25	0
OPPONENTS	2	14	7.0	14	0

FIELD GOALS	1-19	20-29	30-39	40-49	50+
Horst Muhlmann	1-1	1-1	0-0	1-1	0-0
BENGALS	1-1	1-1	0-0	1-1	0-0
OPPONENTS	0-0	0-0	0-0	1-1	1-1

Horst Muhlmann: (24G, 46G, 12G).

Opponents: (50G, 46G).

DEFENSE***	ST	AT	TT	SKS-YDS	INT-YDS	PD	^FF	FR-YDS
Bill Bergey	7	5	12	0-0	0-0	0	(*NA)	0-0
Ron Carpenter	7	5	12	0-0	0-0	0	(*NA)	0-0
Al Beauchamp	9	2	11	0-0	0-0	0	(*NA)	0-0
Tommy Casanova	9	1	10	0-0	1-0	1	(*NA)	0-0
Royce Berry	5	1	6	0-0	0-0	0	(*NA)	0-0
Sherman White	5	0	5	0-0	0-0	1	(*NA)	0-0
Ken Riley	4	1	5	0-0	0-0	0	(*NA)	0-0
Ken Avery	3	2	5	0-0	0-0	0	(*NA)	0-0
Neal Craig	3	2	5	0-0	1-45	1	(*NA)	0-0
Lemar Parrish	3	2	5	0-0	0-0	0	(*NA)	0-0
Ron Pritchard	3	2	5	0-0	0-0	0	(*NA)	0-0
Doug Adams	1	0	1	0-0	0-0	0	(*NA)	0-0
Tom DeLeone	1	0	1	0-0	0-0	0	(*NA)	0-0
Bernard Jackson	1	0	1	0-0	0-0	0	(*NA)	0-0
Jim LeClair	1	0	1	0-0	0-0	0	(*NA)	1-0
Bob Trumpy	1	0	1	0-0	0-0	0	(*NA)	0-0
Mike Reid	0	1	1	0-0	0-0	0	(*NA)	0-0

BLOCKED KICKS	BP	BFG	BXP
(none)	0	0	0

* NOTE: Time of possession was not recorded until 1977.

** NOTE: The two-point conversion was not instituted in the NFL until 1994.

*** NOTE: It was not standard practice to separate the three types of defensive statistics — defense, special teams and miscellaneous — until 1988. Thus, the defensive statistics listed above include the combined totals of all three types. All defensive statistics above are press box statistics produced at the games.

^ NOTE: Forced fumbles were not recorded until 1976.

1975 POSTSEASON STATISTICS

POSTSEASON RECORD: 0-1

HEAD COACH: PAUL BROWN
REGULAR-SEASON RECORD: 11-3
(2ND IN AFC CENTRAL: WILD CARD QUALIFIER)

DATE	W-L	SCORE	OPPONENT	ATTENDANCE
12-28-75**	L	28-31	at Oakland	53,039

** AFC Divisional Playoff

TEAM STATISTICS		BENGALS	OPPONENTS
TOTAL FIRST DOWNS		17	27
Rushing		8	9
Passing		6	15
Penalty		3	3
3rd Down: Made-Att		3-11	6-14
3rd Down: Pct.		27.3	42.9
4th Down: Made-Att		1-2	0-0
4th Down: Pct.		50.0	—
POSSESSION AVG.		*NA	*NA
TOTAL NET YARDS		258	358
Avg. Per Game		258.0	358.0
Total Plays		57	75
Avg. Per Play		4.5	4.8
NET YARDS RUSHING		97	173
Avg. Per Game		97.0	173.0
Total Rushes		25	51
NET YARDS PASSING		161	185
Avg. Per Game		161.0	185.0
Sacked-Yards Lost		5-40	1-14
Gross Yards		201	199
Att.-Completions		27-17	23-17
Completion Pct.		63.0	73.9
Had Intercepted		0	1
PUNTS-AVG.		6-35.8	1-38.0
Net Punting Avg.		21.8	31.0
PENALTIES-YARDS		5-37	7-64
FUMBLES-BALLS LOST		1-0	2-1
TOUCHDOWNS		4	4
Rushing		2	1
Passing		2	3
Returns		0	0

SCORE BY PERIODS	1	2	3	4	OT	PTS
BENGALS	0	7	7	14	0	28
OPPONENTS	3	14	7	7	0	31

SCORING	TD	TD-R	TD-P	TD-Rt	PAT	FG	S	PTS
Isaac Curtis	1	0	1	0	—	—	0	6
Lenvil Elliott	1	1	0	0	—	—	0	6
Stan Fritts	1	1	0	0	—	—	0	6
Charlie Joiner	1	0	1	0	—	—	0	6
Dave Green	0	0	0	0	4-4	0-0	0	4
BENGALS	4	2	2	0	4-4	0-0	0	28
OPPONENTS	4	1	3	0	4-4	1-3	0	31

Two-point conversions: **NA.

Fumbles-lost: Lyle Blackwood 1-0. BENGALS 1-0, OPPONENTS 2-1.

PASSING	ATT	CMP	YDS	CMP%	YDS/ATT	TD	TD%	INT	INT%	LG	SKD-YDS	RAT
Ken Anderson	27	17	201	63.0	7.44	2	7.4	0	0.0	37	5-40	110.3
BENGALS	27	17	201	63.0	7.44	2	7.4	0	0.0	37	5-40	110.3
OPPONENTS	23	17	199	73.9	8.65	3	13.0	1	4.3	36	1-14	121.2

RUSHING	ATT	YDS	AVG	LG	TD
Boobie Clark	8	46	5.8	10	0
Lenvil Elliott	4	25	6.3	9	1
Stan Fritts	6	14	2.3	6	1
Ken Anderson	3	12	4.0	8	0
Essex Johnson	3	0	0.0	6	0
Ed Williams	1	0	0.0	0	0
BENGALS	25	97	3.9	10	2
OPPONENTS	51	173	3.4	18	1

RECEIVING	REC	YDS	AVG	LG	TD
Boobie Clark	4	38	9.5	26	0
Chip Myers	3	67	22.3	37	0
Charlie Joiner	3	60	20.0	28	1
Isaac Curtis	3	20	6.7	14t	1
Bruce Coslet	2	14	7.0	9	0
Lenvil Elliott	1	9	9.0	9	0
Bob Trumpy	1	-7	-7.0	7	0
BENGALS	17	201	11.8	37	2
OPPONENTS	17	199	11.7	36	3

INTERCEPTIONS	NO	YDS	AVG	LG	TD
Ken Riley	1	34	34.0	34	0
BENGALS	1	34	34.0	34	0
OPPONENTS	0	0	—	—	0

PUNTING	NO	YDS	AVG	NET	TB	IN-20	LG	BLK.
Dave Green	6	215	35.8	21.8	1	0	44	0
BENGALS	6	215	35.8	21.8	1	0	44	0
OPPONENTS	1	38	38.0	31.0	0	0	38	0

PUNT RETURNS	NO	FC	YDS	AVG	LG	TD
Lyle Blackwood	1	0	7	7.0	7	0
BENGALS	1	0	7	7.0	7	0
OPPONENTS	4	0	64	16.0	24	0

KICKOFF RETURNS	NO	YDS	AVG	LG	TD
Bernard Jackson	2	43	21.5	25	0
Lenvil Elliott	1	18	18.0	18	0
Lemar Parrish	1	10	10.0	10	0
BENGALS	4	71	17.8	25	0
OPPONENTS	5	121	24.2	37	0

FIELD GOALS	1-19	20-29	30-39	40-49	50+
Dave Green	0-0	0-0	0-0	0-0	0-0
BENGALS	0-0	0-0	0-0	0-0	0-0
OPPONENTS	0-0	1-2	0-0	0-1	0-0

Dave Green: (-).
Opponents: (41S, 27G, 21B).

DEFENSE***	ST	AT	TT	SKS-YDS	INT-YDS	PD	^FF	FR-YDS
Jim LeClair	13	0	13	0-0	0-0	1	(*NA)	0-0
Bernard Jackson	9	0	9	0-0	0-0	1	(*NA)	0-0
Tommy Casanova	7	0	7	0-0	0-0	1	(*NA)	0-0
Ron Pritchard	7	0	7	0-0	0-0	0	(*NA)	0-0
Ken Riley	4	0	4	0-0	1-34	2	(*NA)	0-0
Sherman White	4	0	4	0-0	0-0	0	(*NA)	0-0
Al Beauchamp	3	0	3	0-0	0-0	0	(*NA)	0-0
Ken Johnson	3	0	3	0-0	0-0	0	(*NA)	0-0
Bob Brown	2	0	2	1-14	0-0	0	(*NA)	0-0
Ron Carpenter	2	0	2	0-0	0-0	0	(*NA)	1-0
Lemar Parrish	2	0	2	0-0	0-0	1	(*NA)	0-0
Brad Cousino	1	0	1	0-0	0-0	0	(*NA)	0-0
Dave Green	1	0	1	0-0	0-0	0	(*NA)	0-0
Bo Harris	1	0	1	0-0	0-0	0	(*NA)	0-0
Jack Novak	1	0	1	0-0	0-0	0	(*NA)	0-0

BLOCKED KICKS	BP	BFG	BXP
Sherman White	0	1	0

* NOTE: Time of possession was not recorded until 1977.

** NOTE: The two-point conversion was not instituted in the NFL until 1994.

*** NOTE: It was not standard practice to separate the three types of defensive statistics — defense, special teams and miscellaneous — until 1988. Thus, the defensive statistics listed above include the combined totals of all three types. All defensive statistics above are press box statistics produced at the games.

^ NOTE: Forced fumbles were not recorded until 1976.

1981 POSTSEASON STATISTICS

POSTSEASON RECORD: 2-1

HEAD COACH: FORREST GREGG
REGULAR-SEASON RECORD: 12-4
(1ST IN AFC CENTRAL)

DATE	W-L	SCORE	OPPONENT	ATTENDANCE
1-3-82**	W	28-21	BUFFALO	55,420
1-10-82***	W	27-7	SAN DIEGO	46,302
1-24-82#	L	21-26	VS. SAN FRANCISCO	81,270

** AFC Divisional Playoff
*** AFC Championship
Super Bowl XVI (at Pontiac, Mich.)

TEAM STATISTICS	BENGALS	OPPONENTS
TOTAL FIRST DOWNS	65	59
Rushing	26	31
Passing	33	24
Penalty	6	4
3rd Down: Made-Att.	17-34	16-36
3rd Down: Pct.	50.0	44.4
4th Down: Made-Att.	1-2	0-0
4th Down: Pct.	50.0	—
POSSESSION AVG.	30:28	29:32
TOTAL NET YARDS	979	912
Avg. Per Game	326.3	304.0
Total Plays	180	183
Avg. Per Play	5.4	5.0
NET YARDS RUSHING	351	389
Avg. Per Game	117.0	129.7
Total Rushes	93	99
NET YARDS PASSING	628	523
Avg. Per Game	209.3	174.3
Sacked-Yards Lost	9-39	3-21
Gross Yards	667	544
Att.-Completions	78-54	81-44
Completion Pct.	69.2	54.3
Had Intercepted	2	4
PUNTS-AVG.	10-40.1	9-41.1
Net Punting Avg.	36.0	34.2
PENALTIES-YARDS	16-126	16-136
FUMBLES-BALLS LOST	5-3	6-3
TOUCHDOWNS	10	6
Rushing	5	3
Passing	5	3
Returns	0	0

SCORE BY PERIODS	1	2	3	4	OT	PTS
BENGALS	24	7	17	28	0	76
OPPONENTS	7	27	7	13	0	54

SCORING	TD	TD-R	TD-P	TD-RT	PAT	FG	S	PTS
Jim Breech	0	0	0	0	10-10	2-3	0	16
Charles Alexander	2	2	0	0	—	—	0	12
Pete Johnson	2	2	0	0	—	—	0	12
Dan Ross	2	0	2	0	—	—	0	12
Ken Anderson	1	1	0	0	—	—	0	6
Don Bass	1	0	1	0	—	—	0	6
Cris Collinsworth	1	0	1	0	—	—	0	6
M.L. Harris	1	0	1	0	—	—	0	6
BENGALS	10	5	5	0	10-10	2-3	0	76
OPPONENTS	6	3	3	0	6-6	4-6	0	54

Two-point conversions: *NA.
Fumbles-lost: Cris Collinsworth 2-1, Archie Griffin 1-1, Dan Ross 1-1, Pete Johnson 1-0. BENGALS 5-3, OPPONENTS 6-3.

PASSING	ATT	CMP	YDS	CMP%	YDS/ATT	TD	TD%	INT	INT%	LG	SKD-YDS	RAT
Ken Anderson	77	53	653	68.8	8.48	5	6.5	2	2.6	49	9-39	105.6
Jack Thompson	1	1	14	100.0	14.00	0	0.0	0	0.0	14	0-0	118.8
BENGALS	78	54	667	69.2	8.55	5	6.4	2	2.6	49	9-39	106.1
OPPONENTS	81	44	544	54.3	6.72	3	3.7	4	4.9	54	3-21	67.1

RUSHING	ATT	YDS	AVG	LG	TD
Pete Johnson	52	161	3.1	11	2
Charles Alexander	27	111	4.1	20t	2
Ken Anderson	11	69	6.3	13	1
Archie Griffin	2	8	4.0	4	0
Cris Collinsworth	1	2	2.0	2	0
BENGALS	93	351	3.8	20t	5
OPPONENTS	99	389	3.9	44t	3

RECEIVING	REC	YDS	AVG	LG	TD
Dan Ross	22	244	11.1	19	2
Cris Collinsworth	9	159	17.7	49	1
Isaac Curtis	6	92	15.3	22	0
Pete Johnson	6	45	7.5	14	0
Charles Alexander	6	38	6.3	16	0
Steve Kreider	3	78	26.0	42	0
M.L. Harris	1	8	8.0	8t	1
Don Bass	1	3	3.0	3t	1
BENGALS	54	667	12.4	49	5
OPPONENTS	44	544	12.4	54	3

INTERCEPTIONS	NO	YDS	AVG	LG	TD
Bobby Kemp	1	24	24.0	24	0
Bo Harris	1	16	16.0	16	0
Louis Breeden	1	0	0.0	0	0
Ken Riley	1	0	0.0	0	0
BENGALS	4	40	10.0	24	0
OPPONENTS	2	52	26.0	27	0

PUNTING	NO	YDS	AVG	NET	TB	IN-20	LG	BLK.
Pat McInally	10	401	40.1	36.0	1	2	60	0
BENGALS	10	401	40.1	36.0	1	2	60	0
OPPONENTS	9	370	41.1	34.2	0	0	50	0

PUNT RETURNS	NO	FC	YDS	AVG	LG	TD
Mike Fuller	5	2	62	12.4	27	0
BENGALS	5	2	62	12.4	27	0
OPPONENTS	4	1	21	5.3	7	0

KICKOFF RETURNS	NO	YDS	AVG	LG	TD
David Verser	10	186	18.6	40	0
Guy Frazier	1	0	0.0	0	0
Archie Griffin	1	0	0.0	0	0
BENGALS	12	186	15.5	40	0
OPPONENTS	14	254	18.1	36	0

FIELD GOALS	1-19	20-29	30-39	40-49	50+
Jim Breech	0-0	0-0	2-3	0-0	0-0
BENGALS	0-0	0-0	2-3	0-0	0-0
OPPONENTS	0-0	3-3	0-1	1-1	0-1

Jim Breech: (33B), (31G, 38G), (—).
Opponents: (—), (37S, 50S), (22G, 26G, 40G, 23G).

DEFENSE**	ST	AT	TT	SKS-YDS	INT-YDS	PD	FF	FR-YDS
Ross Browner	20	4	24	1-9	0-0	0	0	1-0
Reggie Williams	12	7	19	0-0	0-0	3	1	0-0
Bryan Hicks	14	4	18	0-0	0-0	2	1	0-0
Bo Harris	13	5	18	1-5	1-16	1	0	0-0
Glenn Cameron	9	9	18	0-0	0-0	3	1	0-0
Louis Breeden	14	1	15	0-0	1-0	7	0	0-0
Bobby Kemp	9	6	15	0-0	1-24	7	0	0-0
Jim LeClair	6	6	12	0-0	0-0	3	0	0-0
Eddie Edwards	5	3	8	1-7	0-0	0	0	0-0
Ken Riley	6	1	7	0-0	1-0	6	0	0-0
Wilson Whitley	4	3	7	0-0	0-0	0	0	0-0
Ray Griffin	6	0	6	0-0	0-0	1	0	0-0
Tom Dinkel	3	3	6	0-0	0-0	0	0	0-0
Rick Razzano	4	0	4	0-0	0-0	1	0	0-0
Mike St. Clair	2	2	4	0-0	0-0	0	0	0-0
Oliver Davis	1	2	3	0-0	0-0	0	0	0-0
Mike Fuller	2	0	2	0-0	0-0	0	0	0-0
Guy Frazier	1	1	2	0-0	0-0	0	0	0-0
John Simmons	1	1	2	0-0	0-0	0	0	1-0
Jim Breech	1	0	1	0-0	0-0	0	0	0-0
Jim Hargrove	1	0	1	0-0	0-0	0	0	0-0
Max Montoya	1	0	1	0-0	0-0	0	1	0-0
David Verser	1	0	1	0-0	0-0	0	0	0-0
Mike Wilson	1	0	1	0-0	0-0	0	0	0-0
Blair Bush	0	1	1	0-0	0-0	0	0	0-0
Don Bass	0	0	0	0-0	0-0	1	0	1-0

BLOCKED KICKS	BP	BFG	BXP
(none)	0	0	0

* NOTE: The two-point conversion was not instituted in the NFL until 1994.

** NOTE: It was not standard practice to separate the three types of defensive statistics — defense, special teams and miscellaneous — until 1988. Thus, the defensive statistics listed above include the combined totals of all three types. All defensive statistics above are press box statistics produced at the games.

1982 POSTSEASON STATISTICS

POSTSEASON RECORD: 0-1

HEAD COACH: FORREST GREGG
REGULAR-SEASON RECORD: 7-2
(3RD IN AFC)

DATE	W-L	SCORE	OPPONENT	ATTENDANCE
1-9-83+	L	17-44	N.Y. JETS	57,560

+ AFC First-Round Playoff (Super Bowl Tournament)

TEAM STATISTICS		BENGALS	OPPONENTS
TOTAL FIRST DOWNS23 27			
Rushing3	12	12
Passing18	13	13
Penalty2	2	2
3rd Down: Made-Att7-10	6-9	6-9
3rd Down: Pct70.0	66.7	66.7
4th Down: Made-Att0-0	0-0	0-0
4th Down: Pct—	—	—
POSSESSION AVG31:16 28:44			
TOTAL NET YARDS395 517			
Avg. Per Game395.0	517.0	517.0
Total Plays61	63	63
Avg. Per Play6.5	8.2	8.2
NET YARDS RUSHING62 234			
Avg. Per Game62.0	234.0	234.0
Total Rushes21	34	34
NET YARDS PASSING333 283			
Avg. Per Game333.0	283.0	283.0
Sacked-Yards Lost4-21	0-0	0-0
Gross Yards354	283	283
Att.-Completions36-26	29-21	29-21
Completion Pct72.2	72.4	72.4
Had Intercepted3	1	1
PUNTS-AVG2-43.0 0-0.0			
Net Punting Avg42.0	—	—
PENALTIES-YARDS7-60 12-95			
FUMBLES-BALLS LOST2-1	2-1	2-1
TOUCHDOWNS2 5			
Rushing0	2	2
Passing2	2	2
Returns0	1	1

SCORE BY PERIODS	1	2	3	4	OT	PTS
BENGALS14	0	3	0	0	17
OPPONENTS3	17	3	21	0	44

SCORING	TD	TD-R	TD-P	TD-Rt	PAT	FG	S	PTS
Isaac Curtis1	0	1	0	—	—	0	6
Dan Ross1	0	1	0	—	—	0	6
Jim Breech0	0	0	0	2-2	1-2	0	5
BENGALS2	0	2	0	2-2	1-2	0	17
OPPONENTS5	2	2	1	5-5	3-3	0	44

Two-point conversions: *NA

Fumbles-lost: Archie Griffin 1-1, David Verser 1-0. BENGALS 2-1, OPPONENTS 2-1.

PASSING	ATT	CMP	YDS	CMP%	YDS/ATT	TD	TD%	INT	INT%	LG	SKD-YDS	RAT
Ken Anderson35	26	354	74.3	10.11	2	5.7	3	8.6	53	4-21	89.5
Turk Schonert1	0	0	0.0	0.0	0	0.0	0	0.0	—	0-0	39.6
BENGALS36	26	354	72.2	9.83	2	5.6	3	8.3	53	4-21	87.0
OPPONENTS29	21	283	72.4	9.76	2	6.9	1	3.4	49	0-0	111.7

RUSHING	ATT	YDS	AVG	LG	TD
Pete Johnson9	26	2.9	14	0
Archie Griffin3	17	5.7	8	0
Charles Alexander7	14	2.0	6	0
Ken Anderson2	5	2.5	3	0
BENGALS21	62	3.0	14	0
OPPONENTS34	234	6.9	35	2

RECEIVING	REC	YDS	AVG	LG	TD
Cris Collinsworth7	120	17.1	53	0
Dan Ross6	89	14.8	26	1
Isaac Curtis3	63	21.0	32t	1
Steve Kreider3	41	13.7	17	0
Archie Griffin3	14	4.7	6	0
Pete Johnson3	7	2.3	9	0
M.L. Harris1	20	20.0	20	0
BENGALS26	354	13.6	53	2
OPPONENTS21	283	13.5	49	2

INTERCEPTIONS	NO	YDS	AVG	LG	TD
Ken Riley1	0	0.0	0	0
BENGALS1	0	0.0	0	0
OPPONENTS3	138	46.0	98t	1

PUNTING	NO	YDS	AVG	NET	TB	IN-20	LG	BLK.
Pat McNally2	86	43.0	42.0	0	0	45	0
BENGALS2	86	43.0	42.0	0	0	45	0
OPPONENTS0	0	—	—	0	0	—	0

PUNT RETURNS	NO	FC	YDS	AVG	LG	TD
(none)0	0	0	—	—	0
BENGALS0	0	0	—	—	0
OPPONENTS1	1	2	2.0	2	0

KICKOFF RETURNS	NO	YDS	AVG	LG	TD
David Verser7	116	16.6	21	0
Rodney Tate1	22	22.0	22	0
BENGALS8	138	17.3	22	0
OPPONENTS4	69	17.3	20	0

FIELD GOALS	1-19	20-29	30-39	40-49	50+
Jim Breech0-0	1-1	0-0	0-1	0-0
BENGALS0-0	1-1	0-0	0-1	0-0
OPPONENTS0-0	1-1	1-1	1-1	0-0

Jim Breech: (20G, 46WR).

Opponents: (32G, 24G, 47G).

DEFENSE**	ST	AT	TT	SKS-YDS	INT-YDS	PD	FF	FR-YDS
Glenn Cameron8	0	8	0-0	0-0	0	0	0-0
Ross Browner6	2	8	0-0	0-0	0	0	0-0
Reggie Williams6	1	7	0-0	0-0	0	0	0-0
Ken Riley5	1	6	0-0	1-0	1	0	0-0
Ray Griffin5	0	5	0-0	0-0	0	0	0-0
Bobby Kemp5	0	5	0-0	0-0	1	2	0-0
Mike Fuller4	0	4	0-0	0-0	0	0	1-20
Bo Harris4	0	4	0-0	0-0	0	0	0-0
Jim LeClair2	2	4	0-0	0-0	0	0	0-0
Louis Breeden1	2	3	0-0	0-0	0	0	0-0
Eddie Edwards2	0	2	0-0	0-0	0	0	0-0
Bryan Hicks2	0	2	0-0	0-0	0	0	0-0
John Simmons2	0	2	0-0	0-0	0	0	0-0
Oliver Davis1	0	1	0-0	0-0	0	0	0-0
Guy Frazier1	0	1	0-0	0-0	0	0	0-0
Robert Jackson1	0	1	0-0	0-0	0	0	0-0
Anthony Munoz1	0	1	0-0	0-0	0	0	0-0
Dan Ross1	0	1	0-0	0-0	0	0	0-0
David Verser1	0	1	0-0	0-0	0	0	0-0
Wilson Whitley1	0	1	0-0	0-0	1	0	0-0
Rick Razzano0	1	1	0-0	0-0	0	0	0-0

BLOCKED KICKS	BP	BFG	BXP
(none)0	0	0

* NOTE: The two-point conversion was not instituted in the NFL until 1994.

** NOTE: It was not standard practice to separate the three types of defensive statistics — defense, special teams and miscellaneous — until 1988. Thus, the defensive statistics listed above include the combined totals of all three types. All defensive statistics above are press box statistics produced at the games.

1988 POSTSEASON STATISTICS

POSTSEASON RECORD: 2-1

HEAD COACH: SAM WYCHE
REGULAR-SEASON RECORD: 12-4
(1ST IN AFC CENTRAL)

DATE	W-L	SCORE	OPPONENT	ATTENDANCE
12-31-88**	W	21-13	SEATTLE	58,560
1-8-89***	W	21-10	BUFFALO	59,747
1-22-89##	L	16-20	vs. San Francisco	75,129

** AFC Divisional Playoff
*** AFC Championship
Super Bowl XXIII (at Miami, Fla.)

TEAM STATISTICS	BENGALS	OPPONENTS
TOTAL FIRST DOWNS	58	52
Rushing	39	9
Passing	16	40
Penalty	3	3
3rd Down: Made-Att.	17-41	6-35
3rd Down: Pct.	41.5	17.1
4th Down: Made-Att.	1-3	2-5
4th Down: Pct.	33.3	40.0
POSSESSION AVG.	35:50	24:10
TOTAL NET YARDS	823	928
Avg. Per Game	274.3	309.3
Total Plays	199	186
Avg. Per Play	4.1	5.0
NET YARDS RUSHING	535	179
Avg. Per Game	178.3	59.7
Total Rushes	125	60
NET YARDS PASSING	288	749
Avg. Per Game	96.0	249.7
Sacked-Yards Lost	10-58	10-68
Gross Yards	346	817
Att.-Completions	64-29	116-61
Completion Pct.	45.3	52.6
Had Intercepted	3	5
PUNTS-AVG.	17-42.2	16-42.8
Net Punting Avg.	37.1	39.8
PENALTIES-YARDS	13-139	14-127
FUMBLES-BALLS LOST	6-2	5-2
TOUCHDOWNS	7	5
Rushing	5	1
Passing	1	4
Returns	1	0

SCORE BY PERIODS	1	2	3	4	OT	PTS
BENGALS	14	24	10	10	0	58
OPPONENTS	3	10	3	27	0	43

SCORING	TD	TD-R	TD-P	TD-Rt	PAT	FG	S	PTS
Ickey Woods	3	3	0	0	—	—	0	18
Jim Breech	0	0	0	0	7-7	3-3	0	16
Stanley Wilson	2	2	0	0	—	—	0	12
James Brooks	1	0	1	0	—	—	0	6
Stanford Jennings	1	0	0	1	—	—	0	6
BENGALS	7	5	1	1	7-7	3-3	0	58
OPPONENTS	5	1	4	0	4-5	3-6	0	43

Two-point conversions: *NA.
Fumbles-lost: Boomer Esiason 3-1, Ira Hillary 2-1, Rickey Dixon 1-0. BENGALS 6-2, OPPONENTS 5-2.

PASSING	ATT	CMP	YDS	CMP%	YDS/ATT	TD	TD%	INT	INT%	LG	SKD-YDS	RAT
Boomer Esiason	64	29	346	45.3	5.41	1	1.6	3	4.7	30	10-58	48.0
BENGALS	64	29	346	45.3	5.41	1	1.6	3	4.7	30	10-58	48.0
OPPONENTS	116	61	817	52.6	7.04	4	3.4	5	4.3	44	10-68	68.8

RUSHING	ATT	YDS	AVG	LG	TD
Ickey Woods	72	307	4.3	30	3
James Brooks	26	102	3.9	26	0
Stanley Wilson	12	74	6.2	20	2
Boomer Esiason	12	37	3.1	29	0
Stanford Jennings	3	15	5.0	8	0
BENGALS	125	535	4.3	30	5
OPPONENTS	60	179	3.0	13	1

RECEIVING	REC	YDS	AVG	LG	TD
Rodney Holman	7	82	11.7	24	0
Cris Collinsworth	5	75	15.0	30	0
James Brooks	5	62	12.4	20	1
Eddie Brown	4	55	13.8	23	0
Tim McGee	4	37	9.3	18	0
Jim Riggs	3	18	6.0	13	0
Ira Hillary	1	17	17.0	17	0
BENGALS	29	346	11.9	30	1
OPPONENTS	61	817	13.4	44	4

INTERCEPTIONS	NO	YDS	AVG	LG	TD
Eric Thomas	2	26	13.0	26	0
David Fulcher	1	0	0.0	0	0
Solomon Wilcoats	1	0	0.0	0	0
Lewis Billups	1	-3	-3.0	-3	0
BENGALS	5	23	4.6	26	0
OPPONENTS	3	25	8.3	25	0

PUNTING	NO	YDS	AVG	NET	TB	IN-20	LG	BLK.
Lee Johnson	17	718	42.2	37.1	0	7	63	0
BENGALS	17	718	42.2	37.1	0	7	63	0
OPPONENTS	16	684	42.8	39.8	0	2	55	0

PUNT RETURNS	NO	FC	YDS	AVG	LG	TD
Ira Hillary	6	1	43	7.2	16	0
Ray Horton	1	0	5	5.0	5	0
Rickey Dixon	1	0	0	0.0	0	0
BENGALS	8	1	48	6.0	16	0
OPPONENTS	9	2	88	9.8	45	0

KICKOFF RETURNS	NO	YDS	AVG	LG	TD
Stanford Jennings	4	154	38.5	93t	1
Ira Hillary	3	24	8.0	13	0
James Brooks	2	38	19.0	23	0
BENGALS	9	216	24.0	93t	1
OPPONENTS	11	200	18.2	26	0

FIELD GOALS	1-19	20-29	30-39	40-49	50+
Jim Breech	0-0	0-0	1-1	2-2	0-0
BENGALS	0-0	0-0	1-1	2-2	0-0
OPPONENTS	0-1	0-0	2-2	1-3	0-0

Jim Breech: (-), (-), (34G, 43G, 40G).
Opponents: (-), (43WL, 39G), (41G, 19WL, 32G, 49WR).

DEFENSE**	ST	AT	TT	SKS-YDS	INT-YDS	PD	FF	FR-YDS
Reggie Williams	13	4	17	3-21	0-0	0	0	0-0
Solomon Wilcoats	12	2	14	0-0	1-0	2	0	0-0
David Fulcher	10	3	13	1-6	1-0	4	1	0-0
Tim Krumrie	8	5	13	0-0	0-0	0	1	0-0
Lewis Billups	9	3	12	0-0	1-(-3)	7	0	0-0
Eric Thomas	10	1	11	0-0	2-26	10	0	0-0
Jason Buck	6	5	11	3-19	0-0	0	0	0-0
Barney Bussey	8	1	9	0-0	0-0	1	0	0-0
Leon White	8	1	9	0-0	0-0	0	0	0-0
Carl Zander	7	2	9	0-0	0-0	0	0	0-0
Ray Horton	6	2	8	0-0	0-0	0	1	0-0
David Grant	5	1	6	2-12	0-0	0	0	0-0
Leo Barker	4	1	5	0-0	0-0	0	0	0-0
Rickey Dixon	4	1	5	0-0	0-1	0	0	0-0
Joe Kelly	2	2	4	0-0	0-0	0	0	0-0
Jim Skow	2	1	3	1-10	0-0	0	0	2-0
Skip McClendon	2	0	2	0-0	0-0	0	0	0-0
Emmanuel King	0	1	1	0-0	0-0	0	0	0-0

SPECIAL TEAMS**	ST	AT	TT	FF	FR-YDS	BP	BFG	BXP
Barney Bussey	4	0	4	0	0-0	0	0	0
Leo Barker	2	2	4	0	0-0	0	0	0
Carl Parker	3	0	3	0	0-0	0	0	0
Ed Brady	2	1	3	0	0-0	0	0	0
Jim Riggs	2	0	2	0	0-0	0	0	0
Daryl Smith	2	0	2	0	0-0	0	0	0
Leon White	2	0	2	0	0-0	0	0	0
Ray Horton	1	0	1	0	0-0	0	0	0
Stanley Wilson	1	0	1	0	0-0	0	0	0
Stanford Jennings	0	1	1	0	0-0	0	0	0
Emmanuel King	0	1	1	0	0-0	0	0	0

MISCELLANEOUS DEFENSE**	ST	AT	TT	FF	FR-YDS
Eddie Brown	1	0	1	0	0-0
Rodney Holman	1	0	1	0	0-0

* NOTE: The two-point conversion was not instituted in the NFL until 1994.

** NOTE: All defensive statistics above are press box statistics produced at the games.

1990 POSTSEASON STATISTICS

POSTSEASON RECORD: 1-1

HEAD COACH: SAM WYCHE
REGULAR-SEASON RECORD: 9-7
(1ST IN AFC CENTRAL)

DATE	W-L	SCORE	OPPONENT	ATTENDANCE
1-6-91*	W	41-14	HOUSTON	60,012
1-13-91**	L	10-20	at L.A. Raiders	92,045

* AFC Wild Card Playoff
** AFC Divisional Playoff

TEAM STATISTICS	BENGALS	OPPONENTS
TOTAL FIRST DOWNS	36	33
Rushing	22	15
Passing	12	18
Penalty	2	0
3rd Down: Made-Att	9-25	7-20
3rd Down: Pct	36.0	35.0
4th Down: Made-Att	2-2	1-2
4th Down: Pct	100.0	50.0
POSSESSION AVG	34:01	25:59
TOTAL NET YARDS	531	615
Avg. Per Game	265.5	307.5
Total Plays	117	103
Avg. Per Play	4.5	6.0
NET YARDS RUSHING	311	302
Avg. Per Game	155.5	151.0
Total Rushes	73	45
NET YARDS PASSING	220	313
Avg. Per Game	110.0	156.5
Sacked-Yards Lost	4-46	4-24
Gross Yards	266	337
Att.-Completions	40-23	54-27
Completion Pct.	57.5	50.0
Had Intercepted	0	2
PUNTS-AVG	8-49.1	8-41.9
Net Punting Avg	41.8	34.1
PENALTIES-YARDS	5-45	5-33
FUMBLES-BALLS LOST	2-0	2-1
TOUCHDOWNS	6	4
Rushing	3	0
Passing	3	4
Returns	0	0

SCORE BY PERIODS	1	2	3	4	OT	PTS
BENGALS	10	13	14	14	0	51
OPPONENTS	0	7	10	17	0	34

SCORING	TD	TD-R	TD-P	TD-Rt	PAT	FG	S	PTS
Jim Breech	0	0	0	0	6-6	3-3	0	15
Eric Ball	1	1	0	0	—	—	0	6
Boomer Esiason	1	1	0	0	—	—	0	6
Harold Green	1	0	1	0	—	—	0	6
Stanford Jennings	1	0	1	0	—	—	0	6
Eric Kattus	1	0	1	0	—	—	0	6
Ickey Woods	1	1	0	0	—	—	0	6
BENGALS	6	3	3	0	6-6	3-3	0	51
OPPONENTS	4	0	4	0	4-4	2-2	0	34

Two-point conversions: *NA.

Fumbles-lost: David Fulcher 1-0, Stanford Jennings 1-0.
BENGALS 2-0, OPPONENTS 2-1.

PASSING	ATT	CMP	YDS	CMP%	YDS/ATT	TD	TD%	INT	INT%	LG	SKD-YDS	RAT
Boomer Esiason	35	22	254	62.9	7.26	3	8.6	0	0.0	46	4-46	113.3
Erik Wilhelm	5	1	12	20.0	2.40	0	0.0	0	0.0	12	0-0	39.6
BENGALS	40	23	266	57.5	6.65	3	7.5	0	0.0	46	4-46	102.7
OPPONENTS	54	27	337	50.0	6.24	4	7.4	2	3.7	41t	4-24	79.0

RUSHING	ATT	YDS	AVG	LG	TD
Ickey Woods	17	84	4.9	18	1
Boomer Esiason	7	68	9.7	14	1
Harold Green	11	55	5.0	12	0
Eric Ball	12	47	3.9	14	1
James Brooks	17	43	2.5	14	0
Stanford Jennings	6	16	2.7	10	0
Erik Wilhelm	3	-2	-0.7	0	0
BENGALS	73	311	4.3	18	3
OPPONENTS	45	302	6.7	34	0

RECEIVING	REC	YDS	AVG	LG	TD
Rodney Holman	4	102	25.5	46	0
Eddie Brown	4	32	8.0	15	0
Stanford Jennings	3	23	7.7	12	1
Tim McGee	3	23	7.7	19	0
Ickey Woods	3	18	6.0	9	0
Eric Kattus	2	19	9.5	10	1
Harold Green	2	15	7.5	13	1
James Brooks	1	22	22.0	22	0
Mike Barber	1	12	12.0	12	0
BENGALS	23	266	11.6	46	3
OPPONENTS	27	337	12.5	41t	4

INTERCEPTIONS	NO	YDS	AVG	LG	TD
David Fulcher	2	54	27.0	43	0
BENGALS	2	54	27.0	43	0
OPPONENTS	0	0	—	—	0

PUNTING	NO	YDS	AVG	NET	TB	IN-20	LG	BLK.
Lee Johnson	8	393	49.1	41.8	0	1	64	0
BENGALS	8	393	49.1	41.8	0	1	64	0
OPPONENTS	8	335	41.9	34.1	1	4	52	0

PUNT RETURNS	NO	FC	YDS	AVG	LG	TD
Mitchell Price	3	0	42	14.0	34	0
BENGALS	3	0	42	14.0	34	0
OPPONENTS	4	2	59	14.8	19	0

KICKOFF RETURNS	NO	YDS	AVG	LG	TD
Stanford Jennings	4	86	21.5	30	0
Eric Ball	2	42	21.0	28	0
Eddie Brown	1	12	12.0	12	0
BENGALS	7	140	20.0	30	0
OPPONENTS	7	132	18.9	37	0

FIELD GOALS	1-19	20-29	30-39	40-49	50+
Jim Breech	0-0	2-2	1-1	0-0	0-0
BENGALS	0-0	2-2	1-1	0-0	0-0
OPPONENTS	0-0	1-1	0-0	1-1	0-0

Jim Breech: (27G, 30G), (27G).
Opponents: (—), (49G, 25G).

DEFENSE**	ST	AT	TT	SKS-YDS	INT-YDS	PD	FF	FR-YDS
Barney Bussey	12	0	12	0-0	0-0	0	0	0-0
Eric Thomas	8	1	9	0-0	0-0	1	0	0-0
David Grant	7	2	9	1-5	0-0	2	0	0-0
David Fulcher	5	4	9	0-0	2-54	4	0	0-0
James Francis	6	2	8	0-0	0-0	1	0	1-0
Tim Krumrie	6	1	7	0-0	0-0	0	0	0-0
Kevin Walker	4	1	5	0-0	0-0	0	0	0-0
Carl Zander	4	1	5	1-10	0-0	1	0	0-0
Lewis Billups	4	0	4	0-0	0-0	1	0	0-0
Rod Jones	3	1	4	0-0	0-0	1	0	0-0
Skip McClendon	3	1	4	0-0	0-0	0	0	0-0
Leon White	3	0	3	0-0	0-0	0	0	0-0
Solomon Wilcots	1	1	2	0-0	0-0	1	0	0-0
Jason Buck	1	0	1	1-3	0-0	0	0	0-0
Carl Carter	1	0	1	0-0	0-0	0	0	0-0
(team)	—	—	—	1-6	—	—	—	—

SPECIAL TEAMS**	ST	AT	TT	FF	FR-YDS	BP	BFG	BXP
Ed Brady	3	0	3	0	0-0	0	0	0
Carl Zander	1	1	2	0	0-0	0	0	0
Eric Ball	1	0	1	0	0-0	0	0	0
Leo Barker	1	0	1	0	0-0	0	0	0
Barney Bussey	1	0	1	0	0-0	0	0	0
Carl Carter	1	0	1	0	0-0	0	0	0
Mitchell Price	1	0	1	0	0-0	0	0	0
Natu Tuatagaloa	1	0	1	0	0-0	0	0	0
Kevin Walker	0	1	1	0	0-0	0	0	0

MISCELLANEOUS DEFENSE**	ST	AT	TT	FF	FR-YDS
(none)	0	0	0	0	0-0

* NOTE: The two-point conversion was not instituted in the NFL until 1994.

** NOTE: All defensive statistics above are press box statistics produced at the games.

2005 POSTSEASON STATISTICS

POSTSEASON RECORD: 0-1

HEAD COACH: MARVIN LEWIS
REGULAR-SEASON RECORD: 11-5
(1ST IN AFC NORTH)

DATE	W-L	SCORE	OPPONENT	ATTENDANCE
1-8-06*	L	17-31	PITTSBURGH	65,870

* AFC Wild Card Playoff

TEAM STATISTICS		BENGALS	OPPONENTS
TOTAL FIRST DOWNS	19	19
Rushing	4	9
Passing	13	8
Penalty	2	2
3rd Down: Made-Att	9-16	6-11
3rd Down Pct.	56.3	54.5
4th Down: Made-Att	0-1	0-0
4th Down Pct.	0.0	—
POSSESSION AVG.	31:03	28:57
TOTAL NET YARDS	327	346
Avg. Per Game	327.0	346.0
Total Plays	56	56
Avg. Per Play	5.8	6.2
NET YARDS RUSHING	84	144
Avg. Per Game	84.0	144.0
Total Rushes	20	34
NET YARDS PASSING	243	202
Avg. Per Game	243.0	202.0
Sacked-Yards Lost	4-20	1-6
Gross Yards	263	208
Att.-Completions	41-25	21-14
Completion Pct.	66.7	66.7
Had Intercepted	2	0
PUNTS-AVG.	3-43.7	3-47.0
Net Punting Avg.	36.7	35.3
PENALTIES-YARDS	7-90	6-39
FUMBLES-BALLS LOST	2-0	0-0
TOUCHDOWNS	2	4
Rushing	1	1
Passing	1	3
Returns	0	0

SCORE BY PERIODS	1	2	3	4	OT	PTS
BENGALS	10	7	0	0	17
OPPONENTS	0	14	14	3	31

SCORING	TD	TD-R	TD-P	TD-Rt	K-PAT	FG	S	PTS
T.J. Houshmandzadeh	1	0	1	0	—	—	0	6
Rudi Johnson	1	1	0	0	—	—	0	6
Shayne Graham	0	0	0	0	2-2	1-1	0	5
BENGALS	2	1	1	0	2-2	1-1	0	17
OPPONENTS	4	1	3	0	4-4	1-1	0	31

Two-point conversions: None. BENGALS 0-0 (0-0 R, 0-0 P),
OPPONENTS 0-0 (0-0 R, 0-0 P).

Fumbles-lost: Jon Kilna 1-0, Brad St. Louis 1-0. BENGALS 2-0,
OPPONENTS 0-0.

PASSING	ATT	CMP	YDS	CMP%	YDS/ATT	TD	TD%	INT	INT%	LG	SKD-YDS	RAT
Jon Kilna	40	24	197	60.0	4.93	1	2.5	2	5.0	24	4-20 60.1
Carson Palmer	1	1	66	100.0	66.00	0	0.0	0	0.0	66	0-0 118.8
BENGALS	41	25	263	61.0	6.41	1	2.4	2	4.9	66	4-20 67.4
OPPONENTS	21	14	208	66.7	9.90	3	14.3	0	0.0	54	1-6 138.5

RUSHING	ATT	YDS	AVG	LG	TD	
Rudi Johnson	13	56	4.3	20	1
Jon Kilna	4	25	6.3	12	0
Chris Perry	2	3	1.5	2	0
Kyle Larson	1	0	0.0	0	0
BENGALS	20	84	4.2	20	1
OPPONENTS	34	144	4.2	26	1

RECEIVING	REC	YDS	AVG	LG	TD	
Chris Perry	6	11	1.8	6	0
Kevin Walter	5	73	14.6	24	0
Chad Johnson	4	59	14.8	24	0
T.J. Houshmandzadeh	4	25	6.3	8	1
Rudi Johnson	2	14	7.0	11	0
Matt Schobel	2	11	5.5	8	0
Chris Henry	1	66	66.0	66	0
Reggie Kelly	1	4	4.0	4	0
BENGALS	25	263	10.5	66	1
OPPONENTS	14	208	14.9	54	3

INTERCEPTIONS	NO	YDS	AVG	LG	TD	
(none)	0	—	—	0	
BENGALS	0	—	—	0	
OPPONENTS	2	31	15.5	22	0

PUNTING	NO	YDS	AVG	NET	TB	IN-20	LG	BLK.	
Kyle Larson	3	131	43.7	36.7	0	0	51	0
BENGALS	3	131	43.7	36.7	0	0	51	0
OPPONENTS	3	141	47.0	35.3	1	1	49	0

PUNT RETURNS	NO	FC	YDS	AVG	LG	TD	
Keiwan Ratliff	2	0	15	7.5	8	0
BENGALS	2	0	15	7.5	8	0
OPPONENTS	2	0	21	10.5	14	0

KICKOFF RETURNS	NO	YDS	AVG	LG	TD	
Tab Perry	5	119	23.8	32	0
Kevin Walter	1	8	8.0	8	0
BENGALS	6	127	21.2	32	0
OPPONENTS	4	94	23.5	36	0

FIELD GOALS	1-19	20-29	30-39	40-49	50+	
Shayne Graham	0-0	1-1	0-0	0-0	0-0
BENGALS	0-0	1-1	0-0	0-0	0-0
OPPONENTS	0-0	1-1	0-0	0-0	0-0

Shayne Graham: (23G).
Opponents: (21G).

DEFENSE*	ST	AT	TT	SKS-YDS	INT-YDS	PD	FF	FR-YDS	
David Pollack	5	3	8	1-6	0-0	0	0	0-0
Odell Thurman	3	5	8	0-0	0-0	0	0	0-0
Kevin Kaesviharn	4	2	6	0-0	0-0	0	0	0-0
Ifeanyi Ohaile	4	0	4	0-0	0-0	0	0	0-0
Deltha O'Neal	4	0	4	0-0	0-0	1	0	0-0
Tory James	3	1	4	0-0	0-0	0	0	0-0
Brian Simmons	3	1	4	0-0	0-0	0	0	0-0
Justin Smith	3	1	4	0-0	0-0	0	0	0-0
Robert Geathers	2	0	2	0-0	0-0	1	0	0-0
Landon Johnson	0	2	2	0-0	0-0	0	0	0-0
Bryan Robinson	1	0	1	0-0	0-0	0	0	0-0
Rashad Bauman	0	1	1	0-0	0-0	0	0	0-0
Hannibal Navies	0	1	1	0-0	0-0	0	0	0-0
Shaun Smith	0	1	1	0-0	0-0	0	0	0-0

SPECIAL TEAMS*	ST	AT	TT	FF	FR-YDS	BP	BFG	BXP	
Tony Stewart	2	0	2	0	0-0	0	0	0
Patrick Body	1	0	1	0	0-0	0	0	0
Shayne Graham	1	0	1	0	0-0	0	0	0
Anthony Mitchell	1	0	1	0	0-0	0	0	0
Marcus Wilkins	1	0	1	0	0-0	0	0	0

MISCELLANEOUS DEFENSE*	ST	AT	TT	FF	FR-YDS			
T.J. Houshmandzadeh	2	0	2	0	0	0	0

* NOTE: All defensive statistics above are press box statistics produced at the games.

2009 POSTSEASON STATISTICS

POSTSEASON RECORD: 0-1

HEAD COACH: MARVIN LEWIS
REGULAR-SEASON RECORD: 10-6
(1ST IN AFC NORTH)

DATE	W-L	SCORE	OPPONENT	ATTENDANCE
1-9-10*	L	14-24	N.Y. JETS	63,686

* AFC Wild Card Playoff

TEAM STATISTICS	BENGALS	OPPONENTS
TOTAL FIRST DOWNS	18	15
Rushing	6	7
Passing	7	8
Penalty	5	0
3rd Down: Made-Att.	5-14	3-12
3rd Down Pct.	35.7	25.0
4th Down: Made-Att.	0-1	0-0
4th Down Pct.	0.0	—
POSSESSION AVG.	26:58	33:02
TOTAL NET YARDS	281	353
Avg. Per Game	281.0	353.0
Total Plays	61	56
Avg. Per Play	4.6	6.3
NET YARDS RUSHING	171	171
Avg. Per Game	171.0	171.0
Total Rushes	22	41
NET YARDS PASSING	110	182
Avg. Per Game	110.0	182.0
Sacked-Yards Lost	3-36	0-0
Gross Yards	146	182
Att.-Completions	36-18	15-12
Completion Pct.	50.0	80.0
Had Intercepted	1	0
PUNTS-AVG.	4-48.0	7-31.4
Net Punting Avg.	36.5	28.1
PENALTIES-YARDS	6-55	9-76
FUMBLES-BALLS LOST	2-1	0-0
TOUCHDOWNS	2	3
Rushing	1	2
Passing	1	1
Returns	0	0

SCORE BY PERIODS	1	2	3	4	OT	PTS
BENGALS	7	0	0	7	0	14
OPPONENTS	0	14	7	3	0	24

SCORING	TD	TD-R	TD-P	TD-Rt	K-PAT	FG	S	PTS
Cedric Benson	1	1	0	0	—	—	0	6
Laveranues Coles	1	0	1	0	—	—	0	6
Shayne Graham	0	0	0	0	2-2	0-2	0	2
BENGALS	2	1	1	0	2-2	0-2	0	14
OPPONENTS	3	2	1	0	3-3	1-1	0	24

Two-point conversions: BENGALS 0-0 (0-0 R, 0-0 P),
OPPONENTS 0-0 (0-0 R, 0-0 P).

Fumbles-lost: Laveranues Coles 1-1, Carson Palmer 1-0.
BENGALS 2-1, OPPONENTS 0-0.

PASSING	ATT	CMP	YDS	CMP%	YDS/ATT	TD	TD%	INT	INT%	LG	SKD-YDS	RAT
Carson Palmer	36	18	146	50.0	4.06	1	2.8	1	2.8	19	3-36	58.3
BENGALS	36	18	146	50.0	4.06	1	2.8	1	2.8	19	3-36	58.3
OPPONENTS	15	12	182	80.0	12.13	1	6.7	0	0.0	45t	0-0	139.4

RUSHING	ATT	YDS	AVG	LG	TD
Cedric Benson	21	169	8.0	47t	1
Carson Palmer	1	2	2.0	2	0
BENGALS	22	171	7.8	47t	1
OPPONENTS	41	171	4.2	39t	2

RECEIVING	REC	YDS	AVG	LG	TD
Laveranues Coles	6	48	8.0	13	1
Quan Cosby	3	26	8.7	14	0
Cedric Benson	3	12	4.0	5	0
Chad Johnson	2	28	14.0	19	0
Andre Caldwell	2	25	12.5	13	0
Brian Leonard	2	7	3.5	6	0
BENGALS	18	146	8.1	19	1
OPPONENTS	12	182	15.2	45t	1

INTERCEPTIONS	NO	YDS	AVG	LG	TD
(none)	0	0	—	—	0
BENGALS	0	0	—	—	0
OPPONENTS	1	20	20.0	20	0

PUNTING	NO	YDS	AVG	NET	TB	IN-20	LG	BLK
Kevin Huber	4	192	48.0	36.5	1	0	56	0
BENGALS	4	192	48.0	36.5	1	0	56	0
OPPONENTS	7	220	31.4	28.1	0	3	37	0

PUNT RETURNS	NO	FC	YDS	AVG	LG	TD
Rico Murray	1	0	23	23.0	23	0
Quan Cosby	0	3	0	—	—	0
BENGALS	1	3	23	23.0	23	0
OPPONENTS	2	1	26	13.0	15	0

KICKOFF RETURNS	NO	YDS	AVG	LG	TD
Brian Leonard	3	54	18.0	25	0
Bernard Scott	2	74	37.0	56	0
BENGALS	5	128	25.6	56	0
OPPONENTS	3	56	18.7	31	0

FIELD GOALS	1-19	20-29	30-39	40-49	50+
Shayne Graham	0-0	0-1	0-1	0-0	0-0
BENGALS	0-0	0-1	0-1	0-0	0-0
OPPONENTS	0-0	1-1	0-0	0-0	0-0

Shayne Graham: (35WL, 28WR).
Opponents: (20G).

DEFENSE*	ST	AT	TT	SKS-YDS	INT-YDS	PD	FF	FR-YDS
Chinedum Ndukwe	7	3	10	0-0	0-0	0	0	0-0
Dhani Jones	4	3	7	0-0	0-0	0	0	0-0
Leon Hall	4	2	6	0-0	0-0	0	0	0-0
Johnathan Joseph	3	2	5	0-0	0-0	0	0	0-0
Tank Johnson	2	3	5	0-0	0-0	0	0	0-0
Jonathan Fanene	4	0	4	0-0	0-0	0	0	0-0
Chris Crocker	3	1	4	0-0	0-0	0	0	0-0
Keith Rivers	3	1	4	0-0	0-0	0	0	0-0
Brandon Johnson	1	3	4	0-0	0-0	2	0	0-0
Domata Peko	1	3	4	0-0	0-0	0	0	0-0
Robert Geathers	1	2	3	0-0	0-0	0	0	0-0
Morgan Trent	1	1	2	0-0	0-0	0	0	0-0

SPECIAL TEAMS*	ST	AT	TT	FF	FR-YDS	BP	BFG	BXP
Michael Johnson	1	1	2	0	0-0	0	0	0
Keith Rivers	1	0	1	0	0-0	0	0	0
Dan Skuta	1	0	1	0	0-0	0	0	0
Brandon Johnson	0	1	1	0	0-0	0	0	0
Brian Leonard	0	1	1	0	0-0	0	0	0
Morgan Trent	0	1	1	0	0-0	0	0	0

MISCELLANEOUS DEFENSE*	ST	AT	TT	FF	FR-YDS
J.P. Foschi	1	0	1	0	0-0
Dennis Roland	1	0	1	0	0-0

* NOTE: All defensive statistics above are press box statistics produced at the games.

2011 POSTSEASON STATISTICS

POSTSEASON RECORD: 0-1

HEAD COACH: MARVIN LEWIS
REGULAR-SEASON RECORD: 9-7
(3RD IN AFC NORTH; WILD CARD QUALIFIER)

DATE	W-L	SCORE	OPPONENT	ATTENDANCE
1-7-12*	L	10-31	at Houston	71,725

* AFC Wild Card Playoff

TEAM STATISTICS		BENGALS	OPPONENTS
TOTAL FIRST DOWNS	21	19
Rushing	8	9
Passing	11	9
Penalty	2	1
3rd Down: Made-Att	6-13	6-12
3rd Down Pct.	46.2	50.0
4th Down: Made-Att	0-2	0-0
4th Down Pct.	0.0	—
POSSESSION AVG.	30:17	29:43
TOTAL NET YARDS	300	340
Avg. Per Game	300.0	340.0
Total Plays	65	57
Avg. Per Play	4.6	6.0
NET YARDS RUSHING	76	188
Avg. Per Game	76.0	188.0
Total Rushes	19	35
NET YARDS PASSING	224	152
Avg. Per Game	224.0	152.0
Sacked-Yards Lost	4-33	2-7
Gross Yards	257	159
Att.-Completions	42-27	20-11
Completion Pct.	64.3	55.0
Had Intercepted	3	0
PUNTS-AVG.	3-48.3	5-50.2
Net Punting Avg.	44.3	42.2
PENALTIES-YARDS	3-25	5-87
FUMBLES-BALLS LOST	1-0	0-0
TOUCHDOWNS	1	4
Rushing	1	2
Passing	0	1
Returns	0	1

SCORE BY PERIODS	1	2	3	4	OT	PTS
BENGALS	7	3	0	0	0	10
OPPONENTS	7	10	7	7	0	31

SCORING	TD	TD-R	TD-P	TD-Rt	K-PAT	FG	S	PTS
Cedric Benson	1	1	0	0	—	—	—	6
Mike Nugent	0	0	0	0	1-1	1-2	0	4
BENGALS	1	1	0	0	1-1	1-2	0	10
OPPONENTS	4	2	1	1	4-4	1-1	0	31

Two-point conversions: None. BENGALS 0-0 (0-0 R, 0-0 P),
OPPONENTS 0-0 (0-0 R, 0-0 P).

Fumbles-lost: Andy Dalton 1-0. BENGALS 1-0, OPPONENTS 0-0.

PASSING	ATT	CMP	YDS	CMP%	YDS/ATT	TD	TD%	INT	INT%	LG	SKD-YDS	RAT
Andy Dalton	42	27	257	64.3	6.12	0	0.0	3	7.1	36	4-33	51.4
BENGALS	42	27	257	64.3	6.12	0	0.0	3	7.1	36	4-33	51.4
OPPONENTS	20	11	159	55.0	7.95	1	5.0	0	0.0	40t	2-7	97.7

RUSHING	ATT	YDS	AVG	LG	TD
Brian Leonard	3	34	11.3	19	0
Andy Dalton	3	17	5.7	15	0
Cedric Benson	7	14	2.0	7	1
Bernard Scott	6	11	1.8	4	0
BENGALS	19	76	4.0	19	1
OPPONENTS	35	188	5.4	42t	2

RECEIVING	REC	YDS	AVG	LG	TD
Brian Leonard	6	36	6.0	16	0
A.J. Green	5	47	9.4	21	0
Jermaine Gresham	5	46	9.2	16	0
Jerome Simpson	3	33	11.0	16	0
Bernard Scott	3	29	9.7	11	0
Ryan Whalen	2	24	12.0	20	0
Donald Lee	1	36	36.0	36	0
Andrew Hawkins	1	8	8.0	8	0
Cedric Benson	1	-2	-2.0	-2	0
BENGALS	27	257	9.5	36	0
OPPONENTS	11	159	14.5	40t	1

INTERCEPTIONS	NO	YDS	AVG	LG	TD
(none)	0	0	—	—	0
BENGALS	0	0	—	—	0
OPPONENTS	3	28	9.3	29t	1

PUNTING	NO	YDS	AVG	NET	TB	IN-20	LG	BLK.
Kevin Huber	3	145	48.3	44.3	0	1	55	0
BENGALS	3	145	48.3	44.3	0	1	55	0
OPPONENTS	5	251	50.2	42.2	1	2	56	0

PUNT RETURNS	NO	FC	YDS	AVG	LG	TD
Brandon Tate	3	1	20	6.7	8	0
BENGALS	3	1	20	6.7	8	0
OPPONENTS	3	0	12	4.0	7	0

KICKOFF RETURNS	NO	YDS	AVG	LG	TD
Brandon Tate	1	22	22.0	22	0
BENGALS	1	22	22.0	22	0
OPPONENTS	0	0	—	—	0

FIELD GOALS	1-19	20-29	30-39	40-49	50+
Mike Nugent	0-0	0-0	1-1	0-0	0-1
BENGALS	0-0	0-0	1-1	0-0	0-1
OPPONENTS	0-0	0-0	1-1	0-0	0-0

Mike Nugent: (50WR, 37G).

Opponents: (39G).

DEFENSE*	ST	AT	TT	SKS-YDS	INT-YDS	PD	FF	FR-YDS
Thomas Howard	6	0	6	0-0	0-0	0	0	0-0
Jonathan Fanene	5	1	6	0-0	0-0	1	0	0-0
Reggie Nelson	5	1	6	1-7	0-0	0	0	0-0
Manny Lawson	4	1	5	0-0	0-0	0	0	0-0
Adam Jones	4	0	4	0-0	0-0	0	0	0-0
Domata Peko	4	0	4	0-0	0-0	0	0	0-0
Geno Atkins	3	1	4	1-0	0-0	0	0	0-0
Nate Clements	3	0	3	0-0	0-0	1	0	0-0
Robert Geathers	2	1	3	0-0	0-0	0	0	0-0
Rey Mauluga	1	2	3	0-0	0-0	0	0	0-0
Chris Crocker	2	0	2	0-0	0-0	1	0	0-0
Kelly Jennings	2	0	2	0-0	0-0	0	0	0-0
Frostee Rucker	1	1	2	0-0	0-0	0	0	0-0
Carlos Dunlap	1	0	1	0-0	0-0	0	0	0-0
Dan Skuta	1	0	1	0-0	0-0	0	0	0-0

SPECIAL TEAMS*	ST	AT	TT	FF	FR-YDS	BP	BFG	BXP
Clark Harris	1	0	1	0	0-0	0	0	0
Jeromy Miles	1	0	1	0	0-0	0	0	0
Gibril Wilson	1	0	1	0	0-0	0	0	0

MISCELLANEOUS DEFENSE*	ST	AT	TT	FF	FR-YDS
(none)	0	0	0	0	0-0

* NOTE: All defensive statistics above are press box statistics produced at the games.

2012 POSTSEASON STATISTICS

POSTSEASON RECORD: 0-1

HEAD COACH: MARVIN LEWIS
REGULAR-SEASON RECORD: 10-6
(2ND IN AFC NORTH; WILD CARD QUALIFIER)

DATE	W-L	SCORE	OPPONENT	ATTENDANCE
1-5-13*	L	13-19	at Houston	71,738

* AFC Wild Card Playoff

TEAM STATISTICS		BENGALS	OPPONENTS
TOTAL FIRST DOWNS	12	24
Rushing	5	8
Passing	5	13
Penalty	2	3
3rd Down: Made-Att	0-9	8-17
3rd Down Pct.	0.0	47.1
4th Down: Made-Att	1-2	0-1
4th Down Pct.	0.0	0.0
POSSESSION AVG.	21:11	38:49
TOTAL NET YARDS	198	420
Avg. Per Game	198.0	420.0
Total Plays	48	77
Avg. Per Play	4.1	5.5
NET YARDS RUSHING	80	158
Avg. Per Game	80.0	158.0
Total Rushes	16	39
NET YARDS PASSING	118	262
Avg. Per Game	118.0	262.0
Sacked-Yards Lost	2-9	0-0
Gross Yards	127	262
Att.-Completions	30-14	38-29
Completion Pct.	46.7	76.3
Had Intercepted	1	1
PUNTS-AVG.	5-46.6	3-42.0
Net Punting Avg.	43.8	38.0
PENALTIES-YARDS	5-51	7-55
FUMBLES-BALLS LOST	1-0	0-0
TOUCHDOWNS	1	1
Rushing	0	1
Passing	0	0
Returns	1	0

SCORE BY PERIODS	1	2	3	4	OT	PTS
BENGALS	0	7	3	3	0	13
OPPONENTS	3	6	7	3	0	19

SCORING	TD	TD-R	TD-P	TD-Rt	K-PAT	FG	S	PTS
Josh Brown	0	0	0	0	1-1	2-2	0	7
Leon Hall	1	0	0	1	—	—	0	6
BENGALS	1	0	0	1	1-1	2-2	0	13
OPPONENTS	1	1	0	0	1-1	4-4	0	19

Two-point conversions: None. BENGALS 0-0 (0-0 R, 0-0 P),
OPPONENTS 0-0 (0-0 R, 0-0 P).

Fumbles-lost: Brandon Tate 1-0. BENGALS 1-0, OPPONENTS 0-0.

PASSING	ATT	CMP	YDS	CMP%	YDS/ATT	TD	TD%	INT	INT%	LG	SKD-YDS	RAT
Andy Dalton	30	14	127	46.7	4.23	0	0.0	1	3.3	45	2-9	44.7
BENGALS	30	14	127	46.7	4.23	0	0.0	1	3.3	45	2-9	44.7
OPPONENTS	38	29	262	76.3	6.89	0	0.0	1	2.6	22	0-0	83.4

RUSHING	ATT	YDS	AVG	LG	TD
BenJarvus Green-Ellis	11	63	5.7	29	0
Andy Dalton	4	15	3.8	12	0
Brian Leonard	1	2	2.0	2	0
BENGALS	16	80	5.0	29	0
OPPONENTS	39	158	4.1	17	1

RECEIVING	REC	YDS	AVG	LG	TD
A.J. Green	5	80	16.0	45	0
Marvin Jones	3	34	11.3	15	0
Andrew Hawkins	2	15	7.5	8	0
Jermaine Gresham	2	7	3.5	6	0
BenJarvus Green-Ellis	2	-9	-4.5	-3	0
BENGALS	14	127	9.1	45	0
OPPONENTS	29	262	9.0	22	0

INTERCEPTIONS	NO	YDS	AVG	LG	TD
Leon Hall	1	21	21.0	21	1
BENGALS	1	21	21.0	21	1
OPPONENTS	1	14	14.0	14	0

PUNTING	NO	YDS	AVG	NET	TB	IN-20	LG	BLK
Kevin Huber	5	233	46.6	43.8	0	3	53	0
BENGALS	5	233	46.6	43.8	0	3	53	0
OPPONENTS	3	126	42.0	38.0	0	1	48	0

PUNT RETURNS	NO	FC	YDS	AVG	LG	TD
Brandon Tate	2	0	12	6.0	12	0
Adam Jones	1	0	0	0.0	0	0
BENGALS	3	0	12	4.0	12	0
OPPONENTS	2	3	14	7.0	11	0

KICKOFF RETURNS	NO	YDS	AVG	LG	TD
Adam Jones	4	103	25.8	34	0
Cedric Peerman	1	10	10.0	10	0
Brandon Tate	1	43	43.0	43	0
BENGALS	6	156	26.0	43	0
OPPONENTS	2	47	23.5	26	0

FIELD GOALS	1-19	20-29	30-39	40-49	50+
Josh Brown	0-0	0-0	1-1	1-1	0-0
BENGALS	0-0	0-0	1-1	1-1	0-0
OPPONENTS	0-0	3-3	0-0	1-1	0-0

Josh Brown: (34G, 47G).
Opponents: (48G, 27G, 22G, 24G).

DEFENSE*	ST	AT	TT	SKS-YDS	INT-YDS	PD	FF	FR-YDS
Reggie Nelson	9	1	10	0-0	0-0	0	0	0-0
Rey Mauluga	6	4	10	0-0	0-0	0	0	0-0
Nate Clements	8	1	9	0-0	0-0	0	0	0-0
Terence Newman	7	0	7	0-0	0-0	1	0	0-0
Vontaze Burfict	4	2	6	0-0	0-0	0	0	0-0
Leon Hall	4	0	4	0-0	1-21	1	0	0-0
Pat Sims	4	0	4	0-0	0-0	0	0	0-0
Domata Peko	3	1	4	0-0	0-0	0	0	0-0
Robert Geathers	2	2	4	0-0	0-0	0	0	0-0
Carlos Dunlap	2	1	3	0-0	0-0	0	0	0-0
Geno Atkins	1	2	3	0-0	0-0	0	0	0-0
Manny Lawson	2	0	2	0-0	0-0	0	0	0-0
Michael Johnson	1	1	2	0-0	0-0	0	0	0-0
Emmanuel Lamur	1	1	2	0-0	0-0	0	0	0-0
Adam Jones	1	0	1	0-0	0-0	1	0	0-0
Dan Skuta	1	0	1	0-0	0-0	0	0	0-0
Wallace Gilberry	0	1	1	0-0	0-0	0	0	0-0

SPECIAL TEAMS*	ST	AT	TT	FF	FR-YDS	BP	BFG	BXP
Ryan Whalen	2	0	2	0	0-0	0	0	0
Clark Harris	1	0	1	0	0-0	0	0	0
Cedric Peerman	1	0	1	0	0-0	0	0	0

MISCELLANEOUS DEFENSE*	ST	AT	TT	FF	FR-YDS
Clint Boling	1	0	1	0	0-0

* NOTE: All defensive statistics above are press box statistics produced at the games.

2013 POSTSEASON STATISTICS

POSTSEASON RECORD: 0-1

HEAD COACH: MARVIN LEWIS
REGULAR-SEASON RECORD: 11-5
(1ST IN AFC NORTH)

DATE	W-L	SCORE	OPPONENT	ATTENDANCE
1-5-14*	L	10-27	SAN DIEGO	62,277

* AFC Wild Card Playoff

TEAM STATISTICS		BENGALS	OPPONENTS
TOTAL FIRST DOWNS		27	16
Rushing		6	6
Passing		20	9
Penalty		1	1
3rd Down: Made-Att.		3-12	4-12
3rd Down Pct.		25.0	33.3
4th Down: Made-Att.		1-3	0-0
4th Down Pct.		33.3	0.0
POSSESSION AVG.		30:32	29:28
TOTAL NET YARDS		439	318
Avg. Per Game		439.0	318.0
Total Plays		79	57
Avg. Per Play		5.6	5.6
NET YARDS RUSHING		113	196
Avg. Per Game		113.0	196.0
Total Rushes		25	40
NET YARDS PASSING		326	122
Avg. Per Game		326.0	122.0
Sacked-Yards Lost		3-8	1-6
Gross Yards		334	128
Att.-Completions		51-29	16-12
Completion Pct.		56.9	75.0
Had Intercepted		2	0
PUNTS-AVG.		3-39.3	6-43.2
Net Punting Avg.		32.7	42.2
PENALTIES-YARDS		4-38	5-28
FUMBLES-BALLS LOST		3-2	0-0
TOUCHDOWNS		1	3
Rushing		0	2
Passing		1	1
Returns		0	0

SCORE BY PERIODS	1	2	3	4	OT	PTS
BENGALS	0	10	0	0	0	10
OPPONENTS	7	0	10	10	0	27

SCORING	TD	TD-R	TD-P	TD-Rt	K-PAT	FG	S	PTS
Jermaine Gresham	1	0	1	0	—	—	—	6
Mike Nugent	0	0	0	0	1-1	1-1	0	4
BENGALS	1	0	1	0	1-1	1-1	0	10
OPPONENTS	3	2	1	0	3-3	2-2	0	27

Two-point conversions: None. BENGALS 0-0 (0-0 R, 0-0 P),
OPPONENTS 0-0 (0-0 R, 0-0 P).

Fumbles-lost: Andy Dalton 2-1, Giovanni Bernard 1-1. BENGALS 3-2, OPPONENTS 0-0.

PASSING	ATT	CMP	YDS	CMP%	YDS/ATT	TD	TD%	INT	INT%	LG	SKD-YDS	RAT
Andy Dalton	51	29	334	56.9	6.55	1	2.0	2	3.9	49	3-8	67.0
BENGALS	51	29	334	56.9	6.55	1	2.0	2	3.9	49	3-8	67.0
OPPONENTS	16	12	128	75.0	8.00	1	6.3	0	0.0	33	1-6	118.8

RUSHING	ATT	YDS	AVG	LG	TD
Giovani Bernard	12	45	3.8	12	0
BenJarvus Green-Ellis	8	42	5.3	12	0
Andy Dalton	5	26	5.2	12	0
BENGALS	25	113	4.5	12	0
OPPONENTS	40	196	4.9	58t	2

RECEIVING	REC	YDS	AVG	LG	TD
Marvin Jones	8	130	16.3	49	0
Giovani Bernard	7	73	10.4	17	0
Jermaine Gresham	7	64	9.1	13	1
A.J. Green	3	34	11.3	14	0
Andrew Hawkins	3	20	6.7	10	0
Mohamed Sanu	1	13	13.0	13	0
BENGALS	29	334	11.5	49	1
OPPONENTS	12	128	10.7	33	1

INTERCEPTIONS	NO	YDS	AVG	LG	TD
(none)	0	0	—	—	0
BENGALS	0	0	—	—	0
OPPONENTS	2	33	16.5	30	0

PUNTING	NO	YDS	AVG	NET	TB	IN-20	LG	BLK.
Zoltan Mesko	3	118	39.3	32.7	1	2	50	0
BENGALS	3	118	39.3	32.7	1	2	50	0
OPPONENTS	6	259	43.2	42.2	0	2	51	0

PUNT RETURNS	NO	FC	YDS	AVG	LG	TD
Brandon Tate	3	3	6	2.0	12	0
BENGALS	3	3	6	2.0	12	0
OPPONENTS	0	2	0	—	—	0

KICKOFF RETURNS	NO	YDS	AVG	LG	TD
Brandon Tate	5	128	25.6	33	0
Cedric Peerman	1	23	23.0	23	0
BENGALS	6	151	25.2	33	0
OPPONENTS	1	23	23.0	23	0

FIELD GOALS	1-19	20-29	30-39	40-49	50+
Mike Nugent	0-0	0-0	0-0	0-0	1-1
BENGALS	0-0	0-0	0-0	1-1	0-0
OPPONENTS	0-0	2-2	0-0	0-0	0-0

Mike Nugent: (46G).
Opponents: (25G, 23G).

DEFENSE*	ST	AT	TT	SKS-YDS	INT-YDS	PD	FF	FR-YDS
Rey Mauluga	12	3	15	0-0	0-0	0	0	0-0
Adam Jones	7	0	7	0-0	0-0	0	0	0-0
Vontaze Burfict	2	5	7	0.5-3	0-0	0	0	0-0
Brandon Thompson	3	2	5	0-0	0-0	0	0	0-0
Reggie Nelson	4	0	4	0-0	0-0	0	0	0-0
Carlos Dunlap	2	2	4	0-0	0-0	0	0	0-0
James Harrison	3	0	3	0-0	0-0	0	0	0-0
Wallace Gilberry	2	1	3	0-0	0-0	0	0	0-0
George Iloka	2	0	2	0-0	0-0	0	0	0-0
Dre Kirkpatrick	2	0	2	0-0	0-0	0	0	0-0
Domata Peko	2	0	2	0-0	0-0	0	0	0-0
Chris Crocker	1	1	2	0.5-3	0-0	0	0	0-0
Michael Johnson	1	0	1	0-0	0-0	0	0	0-0

SPECIAL TEAMS*	ST	AT	TT	FF	FR-YDS	BP	BFG	BXP
Vincent Rey	1	0	1	0	0-0	0	0	0

MISCELLANEOUS DEFENSE*	ST	AT	TT	FF	FR-YDS
Giovani Bernard	1	0	1	0	0-0
Tyler Eifert	1	0	1	0	0-0
Marvin Jones	1	0	1	0	0-0
Mohamed Sanu	1	0	1	0	0-0

* NOTE: All defensive statistics above are press box statistics produced at the games.

2014 POSTSEASON STATISTICS

POSTSEASON RECORD: 0-1

HEAD COACH: MARVIN LEWIS
REGULAR-SEASON RECORD: 10-5-1
(2ND IN AFC NORTH; WILD CARD QUALIFIER)

DATE	W-L	SCORE	OPPONENT	ATTENDANCE
1-4-15*	L	10-26	at Indianapolis	63,385

* AFC Wild Card Playoff

TEAM STATISTICS		BENGALS	OPPONENTS
TOTAL FIRST DOWNS14	22	
Rushing6	6	
Passing7	15	
Penalty1	1	
3rd Down: Made-Att6-15	6-14	
3rd Down Pct.40.0	42.9	
4th Down: Made-Att0-0	0-0	
4th Down Pct.0.0	0.0	
POSSESSION AVG.25:50	34:10	
TOTAL NET YARDS254	482	
Avg. Per Game254.0	482.0	
Total Plays59	70	
Avg. Per Play4.3	6.9	
NET YARDS RUSHING110	114	
Avg. Per Game110.0	114.0	
Total Rushes21	25	
NET YARDS PASSING144	368	
Avg. Per Game144.0	368.0	
Sacked-Yards Lost3-11	1-8	
Gross Yards155	376	
Att.-Completions35-18	44-31	
Completion Pct.51.4	70.5	
Had Intercepted0	0	
PUNTS-AVG.8-47.5	4-51.5	
Net Punting Avg.43.1	36.5	
PENALTIES-YARDS6-45	9-66	
FUMBLES-BALLS LOST1-1	2-1	
TOUCHDOWNS1	2	
Rushing1	1	
Passing0	1	
Returns0	0	

SCORE BY PERIODS	1	2	3	4	OT	PTS
BENGALS	7	3	0	0	0	10
OPPONENTS	7	6	10	3	0	26

SCORING	TD	TD-R	TD-P	TD-Rt	K-PAT	FG	S	PTS
Jeremy Hill	1	1	0	0	—	—	0	6
Mike Nugent	0	0	0	0	1-1	1-1	0	4
BENGALS	1	1	0	0	1-1	1-1	0	10
OPPONENTS	2	1	1	0	2-2	4-4	0	26

Two-point conversions: None. BENGALS 0-0 (0-0 R, 0-0 P),
OPPONENTS 0-0 (0-0 R, 0-0 P).

Fumbles-lost: Andy Dalton 1-1. BENGALS 1-1, OPPONENTS 2-1.

PASSING	ATT	CMP	YDS	CMP%	YDS/ATT	TD	TD%	INT	INT%	LG	SKD-YDS	RAT
Andy Dalton	35	18	155	51.4	4.43	0	0.0	0	0.0	26	3-11	63.4
BENGALS	35	18	155	51.4	4.43	0	0.0	0	0.0	26	3-11	63.4
OPPONENTS	44	31	376	70.5	8.55	1	2.3	0	0.0	45	1-8	104.0

RUSHING	ATT	YDS	AVG	LG	TD
Jeremy Hill	13	47	3.6	18	1
Andy Dalton	4	34	8.5	16	0
Rex Burkhead	1	23	23.0	23	0
Giovani Bernard	3	6	2.0	6	0
BENGALS	21	110	5.2	23	1
OPPONENTS	25	114	4.6	27	1

RECEIVING	REC	YDS	AVG	LG	TD
Giovani Bernard	8	46	5.8	13	0
Ryan Hewitt	3	37	12.3	14	0
Rex Burkhead	3	34	11.3	26	0
Mohamed Sanu	3	31	10.3	11	0
Kevin Brock	1	7	7.0	7	0
BENGALS	18	155	8.6	26	0
OPPONENTS	31	376	12.1	45	1

INTERCEPTIONS	NO	YDS	AVG	LG	TD
(none)	0	0	—	—	0
BENGALS	0	0	—	—	0
OPPONENTS	0	0	—	—	0

PUNTING	NO	YDS	AVG	NET	TB	IN-20	LG	BLK
Kevin Huber	8	380	47.5	43.1	0	3	62	0
BENGALS	8	380	47.5	43.1	0	3	62	0
OPPONENTS	4	206	51.5	36.5	2	0	68	0

PUNT RETURNS	NO	FC	YDS	AVG	LG	TD
Brandon Tate	1	0	19	19.0	19	0
Adam Jones	1	0	1	1.0	1	0
BENGALS	2	0	20	10.0	19	0
OPPONENTS	5	2	35	7.0	15	0

KICKOFF RETURNS	NO	YDS	AVG	LG	TD
Adam Jones	3	80	26.7	32	0
BENGALS	3	80	26.7	32	0
OPPONENTS	3	76	25.3	38	0

FIELD GOALS	1-19	20-29	30-39	40-49	50+
Mike Nugent	0-0	0-0	0-0	0-0	1-1
BENGALS	0-0	0-0	0-0	0-0	1-1
OPPONENTS	0-0	2-2	1-1	0-0	1-1

Mike Nugent: (57G).
Opponents: (38G, 29G, 22G, 53G).

DEFENSE*	ST	AT	TT	SKS-YDS	INT-YDS	PD	FF	FR-YDS
Vincent Rey	5	6	11	0-0	0-0	0	1	0-0
Emmanuel Lamur	6	0	6	0-0	0-0	0	0	0-0
Adam Jones	4	2	6	0-0	0-0	0	0	0-0
Reggie Nelson	4	1	5	0-0	0-0	0	0	1-6
Marquis Flowers	3	2	5	0-0	0-0	0	0	0-0
George Iloka	2	3	5	0-0	0-0	0	0	0-0
Brandon Thompson	2	2	4	0-0	0-0	0	0	0-0
Terence Newman	3	0	3	0-0	0-0	1	0	0-0
Geno Atkins	2	1	3	0.5-4	0-0	0	0	0-0
Dre Kirkpatrick	2	1	3	0-0	0-0	1	0	0-0
Domata Peko	1	2	3	0-0	0-0	0	0	0-0
Darqueze Dennard	2	0	2	0-0	0-0	0	1	0-0
Rey Mauluga	2	0	2	0-0	0-0	1	0	0-0
Carlos Dunlap	1	1	2	0-0	0-0	0	0	0-0
Leon Hall	1	1	2	0-0	0-0	1	0	0-0
Wallace Gilberry	0	2	2	0-0	0-0	0	0	0-0
Margus Hunt	0	2	2	0.5-4	0-0	0	0	0-0

SPECIAL TEAMS*	ST	AT	TT	FF	FR-YDS	BP	BFG	BXP
Clark Harris	1	2	3	0	0-0	0	0	0
Taylor Mays	2	0	2	0	0-0	0	0	0
Cedric Peerman	0	2	2	0	0-0	0	0	0
Ryan Hewitt	1	0	1	0	0-0	0	0	0
Dre Kirkpatrick	1	0	1	0	0-0	0	0	0
Nico Johnson	0	1	1	0	0-0	0	0	0
Shawn Williams	0	1	1	0	0-0	0	0	0

MISCELLANEOUS DEFENSE*	ST	AT	TT	FF	FR-YDS
Clint Boling	1	0	1	0	0-0

* NOTE: All defensive statistics above are press box statistics produced at the games.

2015 POSTSEASON STATISTICS

POSTSEASON RECORD: 0-1

HEAD COACH: MARVIN LEWIS
REGULAR-SEASON RECORD: 12-4
(1ST IN AFC NORTH)

DATE	W-L	SCORE	OPPONENT	ATTENDANCE
1-9-16*	L	16-18	PITTSBURGH	63,257

* AFC Wild Card Playoff

TEAM STATISTICS		BENGALS	OPPONENTS
TOTAL FIRST DOWNS19	21	
Rushing5	6	
Passing11	10	
Penalty3	5	
3rd Down: Made-Att5-15	2-13	
3rd Down Pct.33.3	15.4	
4th Down: Made-Att1-1	1-1	
4th Down Pct.100.0	100.0	
POSSESSION AVG.29:23	30:37	
TOTAL NET YARDS279	369	
Avg. Per Game279.0	369.0	
Total Plays68	69	
Avg. Per Play4.1	5.3	
NET YARDS RUSHING91	167	
Avg. Per Game91.0	167.0	
Total Rushes24	29	
NET YARDS PASSING188	202	
Avg. Per Game188.0	202.0	
Sacked-Yards Lost3-24	4-38	
Gross Yards212	240	
Att.-Completions41-23	36-20	
Completion Pct.56.1	55.6	
Had Intercepted1	1	
PUNTS-AVG.6-42.5	7-41.9	
Net Punting Avg.6-41.2	7-37.0	
PENALTIES-YARDS8-79	10-142	
FUMBLES-BALLS LOST5-3	2-1	
TOUCHDOWNS2	1	
Rushing1	0	
Passing1	1	
Returns0	0	

SCORE BY PERIODS	1	2	3	4	OT	PTS
BENGALS0	0	0	16	0	16
OPPONENTS0	6	9	3	0	18

SCORING	TD	TD-R	TD-P	TD-Rt	K-PAT	FG	S	PTS
A.J. Green1	0	1	0	—	—	0	6
Jeremy Hill1	1	0	0	—	—	0	6
Mike Nugent0	0	0	0	1-1	1-1	0	4
BENGALS2	1	1	0	1-1	1-1	0	16
OPPONENTS1	0	1	0	0-0	4-4	0	18

Two-point conversions: None. BENGALS 0-1 (0-1 R, 0-0 P),
OPPONENTS 0-1 (0-0 R, 0-1 P).

Fumbles-lost: AJ McCarron 3-1, Giovanni Bernard 1-1, Jeremy Hill 1-1. BENGALS 5-3 OPPONENTS 2-1.

PASSING	ATT	CMP	YDS	CMP%	YDS/ATT	TD	TD%	INT	INT%	LG	SKD-YDS	RAT
AJ McCarron41	23	212	56.1	5.17	1	2.4	1	2.4	25t	3-24	68.3
BENGALS41	23	212	56.1	5.17	1	2.4	1	2.4	25t	3-24	68.3
OPPONENTS36	20	240	55.6	6.67	1	2.8	1	2.8	60	4-38	73.8

RUSHING	ATT	YDS	AVG	LG	TD
Jeremy Hill12	50	4.2	38	1
Giovani Bernard6	28	4.7	14	0
AJ McCarron5	9	1.8	6	0
Rex Burkhead1	4	4.0	4	0
BENGALS24	91	3.8	38	1
OPPONENTS29	167	5.8	44	0

RECEIVING	REC	YDS	AVG	LG	TD
A.J. Green5	71	14.2	25t	1
Tyler Eifert5	58	11.6	18	0
Marvin Jones4	32	8.0	13	0
Jeremy Hill3	27	9.0	13	0
Mohamed Sanu3	17	5.7	8	0
Giovani Bernard2	2	1.0	4	0
Rex Burkhead1	5	5.0	5	0
BENGALS23	212	9.2	25t	1
OPPONENTS20	240	12.0	60	1

INTERCEPTIONS	NO	YDS	AVG	LG	TD
Vontaze Burfict1	0	0.0	0	0
BENGALS1	0	0.0	0	0
OPPONENTS1	35	35.0	35	0

PUNTING	NO	YDS	AVG	NET	TB	IN-20	LG	BLK.
Kevin Huber6	255	42.5	41.2	0	3	51	0
BENGALS6	255	42.5	41.2	0	3	51	0
OPPONENTS7	293	41.9	37.0	0	3	47	0

PUNT RETURNS	NO	FC	YDS	AVG	LG	TD
Adam Jones1	1	24	24.0	24	0
Brandon Tate1	2	10	10.0	10	0
BENGALS2	3	34	17.0	24	0
OPPONENTS2	2	8	4.0	6	0

KICKOFF RETURNS	NO	YDS	AVG	LG	TD
Adam Jones2	50	25.0	28	0
BENGALS2	50	25.0	28	0
OPPONENTS1	16	16.0	16	0

FIELD GOALS	1-19	20-29	30-39	40-49	50+
Mike Nugent0-0	0-0	1-1	0-0	0-0
BENGALS0-0	0-0	1-1	0-0	0-0
OPPONENTS0-0	0-0	4-4	0-0	0-0

Mike Nugent: (36G).
Opponents: (39G, 30G, 34G, 35G).

DEFENSE*	ST	AT	TT	SKS-YDS	INT-YDS	PD	FF	FR-YDS
Rey Mauluga7	3	10	0-0	0-0	0	0	0-0
Vontaze Burfict5	1	6	1-12	1-0	1	1	0-0
Shawn Williams5	0	5	0-0	0-0	0	1	0-0
George Iloka4	1	5	0-0	0-0	0	0	1-0
Michael Johnson4	1	5	0-0	0-0	0	0	0-0
Geno Atkins3	0	3	1-5	0-0	0	0	0-0
Reggie Nelson3	0	3	1-10	0-0	0	0	0-0
Derron Smith3	0	3	0-0	0-0	0	0	0-0
Dre Kirkpatrick2	1	3	0-0	0-0	0	0	0-0
Chris Lewis-Harris2	1	3	0-0	0-0	1	0	0-0
Carlos Dunlap1	2	3	0.5-5.5	0-0	1	0	0-0
Leon Hall2	0	2	0-0	0-0	1	0	0-0
Adam Jones1	1	2	0-0	0-0	0	0	0-0
Vincent Rey1	1	2	0-0	0-0	1	0	0-0
Will Clarke1	0	1	0-0	0-0	0	0	0-0
A.J. Hawk1	0	1	0-0	0-0	0	0	0-0
Wallace Gilberry0	1	1	0-0	0-0	0	0	0-0
Pat Sims0	1	1	0.5-5.5	0-0	1	0	0-0

SPECIAL TEAMS*	ST	AT	TT	FF	FR-YDS	BP	BFG	BXP
P.J. Dawson1	0	1	0	0-0	0	0	0
Rex Burkhead0	1	1	0	0-0	0	0	0
Chris Lewis-Harris0	1	1	0	0-0	0	0	0
Trevor Roach0	1	1	0	0-0	0	0	0
Josh Shaw0	1	1	0	0-0	0	0	0

MISCELLANEOUS DEFENSE*	ST	AT	TT	FF	FR-YDS
Clint Boling1	1	2	0	0-0
Giovani Bernard1	0	1	0	0-0
A.J. Green0	1	1	0	0-0

* NOTE: All defensive statistics above are press box statistics produced at the games.

POSTSEASON GAME SUMMARIES

1970 SEASON

AFC DIVISIONAL PLAYOFF

Baltimore Colts 17, Cincinnati Bengals 0
Saturday, Dec. 26, 1970 at Memorial Stadium

In their first season in the NFL after two in the American Football League, the Bengals made a furious run to reach the playoffs, winning their last seven games after a 1-6 start and claiming the first AFC Central Division title. But the powerful Colts, who would go on to defeat Dallas in Super Bowl V, were too much for Cincinnati. Legendary Baltimore QB Johnny Unitas threw TD passes to WRs Roy Jefferson and Ed Hinton in the first and fourth quarters, and the Baltimore defense came through on a cold, windy day, limiting Cincinnati to 63 yards rushing and 76 passing. Colts rookie RB Norm Bulaich rushed for 116 yards on 25 carries. Jim O'Brien, the Colts kicker from the University of Cincinnati, kicked a 44-yard FG. O'Brien would wind up making the game-winning FG as time expired in Super Bowl V. Cincinnati's lone scoring attempt, a 50-yard FG try by K Horst Muhlmann, was blocked by LB Ray May.

SCORE BY PERIODS	1	2	3	4	OT	PTS.
Cincinnati.....	0	0	0	0	—	0
Baltimore.....	7	3	0	7	—	17

TEAM — SCORING PLAY	QTR.-LEFT
Balt. — Jefferson 45 pass from Unitas (O'Brien kick).....	1-0:59
Balt. — O'Brien 44 field goal.....	2-7:37
Balt. — Hinton 53 pass from Unitas (O'Brien kick).....	4-7:07

Missed FGs: O'Brien (50B, 44WR), Muhlmann (50B).
 Attendance: 51,127. Time: 2:19.

TEAM STATISTICS	CIN.	BALT.
First downs.....	7	15
Third down conversions-attempts.....	3-14	6-14
Total net yards.....	139	299
Net yards rushing.....	63	170
Net yards passing.....	76	129
Pass attempts-completions-interceptions.....	21-8-1	17-6-0
Sacks against-yards lost.....	3-17	2-16
Punts-average.....	8-39.1	6-38.3
Punt returns-yards.....	2-6	7-28
Kickoff returns-yards.....	3-46	1-0
Penalties-yards.....	1-5	6-63
Fumbles-lost.....	1-0	0-0
Time of possession.....	NA	NA

RUSHING

CIN.	ATT	YDS	LG	TD	BALT.	ATT	YDS	LG	TD
Robinson	5	25	9	0	Bulaich	25	116	13	0
Carter	2	16	9	0	Nowatzke	10	25	6	0
Phillips	10	12	4	0	Unitas	2	18	17	0
Lewis	3	10	9	0	Hill	3	11	8	0
Johnson	2	0	3	0	Jefferson	3	5	8	0
					Havrilak	3	0	1	0
					Hinton	1	-5	-5	0
TOTALS	22	63	9	0	TOTALS	47	170	17	0

PASSING

CIN.	ATT	CMP	YDS	TD-I	BALT.	ATT	CMP	YDS	TD-I
Carter	20	7	64	0-1	Unitas	17	6	145	2-0
Wyche	1	1	29	0-0					
TOTALS	21	8	93	0-1	TOTALS	17	6	145	2-0

RECEIVING

CIN.	NO	YDS	LG	TD	BALT.	NO	YDS	LG	TD
Myers	4	66	29	0	Hinton	3	86	53t	1
Phillips	2	12	6	0	Jefferson	2	51	45t	1
Thomas	1	9	9	0	Mackey	1	8	8	0
Johnson	1	6	6	0					
TOTALS	8	93	29	0	TOTALS	6	145	53t	2

DEFENSE

Cincinnati (press box stats) — ST-AT-TT: Bergey 7-7-14, Chomyszak 5-6-11, Avery 5-4-9, Beauchamp 6-2-8, Berry 4-4-8, Dyer 3-5-8, Reid 6-1-7, Carpenter 4-2-6, Parrish 4-0-4, Smith 3-0-3, Roman 2-1-3, Baccaglio 2-0-2, Lamb 1-1-2, Guillory 1-0-1, Johnson 1-0-1, Peterson 1-0-1, Riley 0-1-1. SKS.-YDS.: Berry 1-8, Chomyszak 1-8. INT.-YDS.: None. PD: Riley 2, Berry 1, Chomyszak 1, Parrish 1. FF: NA. FR-YDS.: None.

Baltimore (press box stats) — ST-AT-TT: M.Curtis 5-3-8, Volk 6-1-7, May 5-0-5, Hilton 1-4-5, Duncan 3-1-4, Bi.Smith 3-1-4, Logan 2-1-3, Bu.Smith 2-1-3, Hendricks 1-1-2, Miller 1-1-2, Grant 2-0-2, Gardin 1-0-1, Newsome 1-0-1, Nichols 1-0-1. SKS.-YDS.: Bu.Smith 1-9, Miller 1-3, Hilton 0.5-2.5, Bi.Smith 0.5-2.5. INT.-YDS.: M.Curtis 1-0. PD: Duncan 3, Logan 2, Stukes 2, M.Curtis 1, Volk 1. FF: NA. FR-YDS.: None.

1973 SEASON

AFC DIVISIONAL PLAYOFF

Miami Dolphins 34, Cincinnati Bengals 16
Sunday, Dec. 23, 1973 at the Orange Bowl

As was the case in their first postseason appearance three years earlier, the Bengals lost in the opening playoff round to the team that would go on to win the Super Bowl. The Bengals had tied Pittsburgh at 10-4 atop the AFC Central Division and won the title by virtue of a better AFC record. Miami took the first step toward a Super Bowl VIII win over Minnesota by outgaining Cincinnati 400-194 in net yards and posting 27 first downs to Cincinnati's 11. Cincinnati trailed only 21-16 at halftime after being down 21-3 midway through the second quarter, but the Dolphins shut out Cincinnati in the second half while getting a seven-yard TD pass from QB Bob Griese to TE Jim Mandich and a pair of FGs from K Garo Yepremian. Miami RB Mercury Morris rushed for 106 yards on 20 carries and FB Larry Csonka had 71 yards on 20 carries. The Bengals did not score an offensive TD, getting their only TD on a 45-yard INT return by S Neal Craig. Horst Muhlmann kicked three FGs for Cincinnati.

SCORE BY PERIODS	1	2	3	4	OT	PTS.
Cincinnati.....	3	13	0	0	—	16
Miami.....	14	7	10	3	—	34

TEAM — SCORING PLAY	QTR.-LEFT
Mia. — Warfield 13 pass from Griese (Yepremian kick).....	1-9:37
Cin. — Muhlmann 24 field goal.....	1-5:38
Mia. — Csonka 1 run (Yepremian kick).....	1-0:21
Mia. — Morris 4 run (Yepremian kick).....	2-7:37
Cin. — Craig 45 interception return (Muhlmann kick).....	2-3:26
Cin. — Muhlmann 46 field goal.....	2-0:08
Cin. — Muhlmann 12 field goal.....	2-0:04
Mia. — Mandich 7 pass from Griese (Yepremian kick).....	3-9:42
Mia. — Yepremian 50 field goal.....	3-4:48
Mia. — Yepremian 46 field goal.....	4-11:20

Missed FGs: None. Attendance: 74,770. Time: 2:36.

TEAM STATISTICS	CIN.	MIA.
First downs.....	11	27
Third down conversions-attempts.....	5-14	10-14
Total net yards.....	194	400
Net yards rushing.....	97	241
Net yards passing.....	97	159
Pass attempts-completions-interceptions.....	27-14-1	19-11-2
Sacks against-yards lost.....	3-16	0-0
Punts-average.....	7-36.3	2-49.0
Punt returns-yards.....	2-26	2-6
Kickoff returns-yards.....	2-42	2-14
Penalties-yards.....	2-19	1-5
Fumbles-lost.....	0-0	2-1
Time of possession.....	NA	NA

RUSHING

CIN.	ATT	YDS	LG	TD	MIA.	ATT	YDS	LG	TD
Clark	7	40	15	0	Morris	20	106	18	1
Anderson	3	26	22	0	Csonka	20	71	12	1
E.Johnson	2	17	14	0	Kiick	10	51	27	0
Elliott	7	15	5	0	Leigh	1	8	8	0
Curtis	1	-1	-1	0	Nottingham	1	5	5	0
TOTALS	20	97	22	0	TOTALS	52	241	27	2

PASSING

CIN.	ATT	CMP	YDS	TD-I	MIA.	ATT	CMP	YDS	TD-I
Anderson	27	14	113	0-1	Griese	18	11	159	2-1
					Briscoe	1	0	0	0-1
TOTALS	27	14	113	0-1	TOTALS	19	11	159	2-2

RECEIVING

CIN.	NO	YDS	LG	TD	MIA.	NO	YDS	LG	TD
Elliott	9	53	16	0	Warfield	4	95	48	1
Joiner	2	33	18	0	Mandich	3	28	13	1
Clark	2	18	12	0	Kiick	3	19	8	0
Curtis	1	9	9	0	Briscoe	1	17	17	0
TOTALS	14	113	18	0	TOTALS	11	159	48	2

DEFENSE

Cincinnati (press box stats) — ST-AT-TT: Bergey 7-5-12, Carpenter 7-5-12, Beauchamp 9-2-11, Casanova 9-1-10, Berry 5-1-6, White 5-0-5, Riley 4-1-5, Avery 3-2-5, Craig 3-2-5, Parrish 3-2-5, Pritchard 3-2-5, Adams 1-0-1, DeLeone 1-0-1, Jackson 1-0-1, LeClair 1-0-1, Trumpy 1-0-1, Reid 0-1-1. SKS.-YDS.: None. INT.-YDS.: Craig 1-45, Casanova 1-0. PD: Casanova 1, Craig 1, White 1. FF: NA. FR-YDS.: LeClair 1-0.

Miami (press box stats) — ST-AT-TT: Kolen 6-2-8, Scott 5-2-7, Anderson 5-1-6, Den Herder 5-1-6, Matheson 3-3-6, Bouniconti 3-1-4, Mumphord 2-2-4, Stanfill 2-2-4, Heinz 1-2-3, Bannon 2-0-2, Swift 1-1-2, M.Moore 0-2-2, Babb 1-0-1, Ball 1-0-1, Mandich 1-0-1, Johnson 0-1-1. SKS.-YDS.: Matheson 2-11, Stanfill 1-5. INT.-YDS.: Anderson 1-19. PD: Scott 2, Anderson 1, Johnson 1, Matheson 1. FF: NA. FR-YDS.: None.

1975 SEASON

AFC DIVISIONAL PLAYOFF

Oakland Raiders 31, Cincinnati Bengals 28
Sunday, Dec. 28, 1975 at Oakland Coliseum

The 1975 Bengals posted the best regular-season winning percentage in franchise history (.786), and they led the NFL in passing yards. But their 11-3 record earned them only a Wild Card spot behind 12-2 Pittsburgh in the AFC Central Division, and they drew a road game at 12-2 Oakland in the first playoff round. QB Ken Stabler, who went on to lead the Raiders to the AFC Championship game for the third straight year, passed for three TDs against Cincinnati. The Bengals closed a 31-14 fourth-quarter deficit to 31-28 with QB Ken Anderson's TD passes of 25 and 14 yards to WRs Charlie Joiner and Isaac Curtis, and Cincinnati had a chance to win after DT Ron Carpenter recovered a Raiders fumble on the Oakland 38 with 4:19 left. But a sack by future Hall-of-Fame LB Ted Hendricks helped the Raiders hold the Bengals without a first down, and after failing on a fourth-down try, the Bengals never regained possession. Stabler completed 17 of 23 attempts for 199 yards, three TDs and just one INT, while the Raiders totaled for 173 yards rushing. Anderson completed 17 of 27 passes for 201 yards, two TDs and no INTs, but was sacked five times.

SCORE BY PERIODS	1	2	3	4	OT	PTS.
Cincinnati.....	0	7	7	14	—	28
Oakland.....	3	14	7	7	—	31

TEAM — SCORING PLAY	QTR.-LEFT
Oak. — Blanda 27 field goal.....	1-2:13
Oak. — Siani 9 pass from Stabler (Blanda kick).....	2-12:53
Cin. — Fritts 1 run (Green kick).....	2-5:50
Oak. — Moore 8 pass from Stabler (Blanda kick).....	2-1:54
Oak. — Banaszak 6 run (Blanda kick).....	3-10:00
Cin. — Elliott 6 run (Green kick).....	3-4:46
Oak. — Casper 2 pass from Stabler (Blanda kick).....	4-13:03
Cin. — Joiner 25 pass from Anderson (Green kick).....	4-10:13
Cin. — Curtis 14 pass from Anderson (Green kick).....	4-5:44

Missed FGs: Blanda (41SH, 21B). Attendance: 53,039. Time: 2:50.

TEAM STATISTICS	CIN.	OAK.
First downs.....	17	27
Third down conversions-attempts.....	3-11	6-14
Total net yards.....	258	358
Net yards rushing.....	97	173
Net yards passing.....	161	185
Pass attempts-completions-interceptions.....	27-17-0	23-17-1
Sacks against-yards lost.....	5-40	1-14
Punts-average.....	6-35.8	1-38.0
Punt returns-yards.....	1-7	4-64
Kickoff returns-yards.....	4-71	5-121
Penalties-yards.....	5-37	7-64
Fumbles-lost.....	1-0	2-1
Time of possession.....	NA	NA

RUSHING

CIN.	ATT	YDS	LG	TD	OAK.	ATT	YDS	LG	TD
Clark	8	46	10	0	Davis	16	63	18	0
Elliott	4	25	9	1	Banaszak	17	62	18	1
Fritts	6	14	6	1	Hubbard	12	33	8	0
Anderson	3	12	8	0	J.Phillips	3	16	8	0
E.Johnson	3	0	6	0	Van Eeghen	1	3	3	0
Williams	1	0	0	0	Stabler	2	-4	-2	0
TOTALS	25	97	10	2	TOTALS	51	173	18	1

PASSING

CIN.	ATT	CMP	YDS	TD-I	OAK.	ATT	CMP	YDS	TD-I
Anderson	27	17	201	2-0	Stabler	23	17	199	3-1
TOTALS	27	17	201	2-0	TOTALS	23	17	199	3-1

RECEIVING

CIN.	NO	YDS	LG	TD	OAK.	NO	YDS	LG	TD
Clark	4	38	26	0	Moore	6	57	17	1
Myers	3	67	37	0	Branch	5	89	36	0
Joiner	3	60	28	1	Siani	3	35	15	1
Curtis	3	20	14	1	Davis	2	16	10	0
Coslet	2	14	9	0	Casper	1	2	2	1
Elliott	1	9	9	0					
Trumpy	1	-7	-7	0					
TOTALS	17	201	37	2	TOTALS	17	199	36	3

DEFENSE

Cincinnati (press box stats) — ST-AT-TT: LeClair 13-0-13, Jackson 9-0-9, Casanova 7-0-7, Pritchard 7-0-7, Riley 4-0-4, White 4-0-4, Beauchamp 3-0-3, K.Johnson 3-0-3, Brown 2-0-2, Carpenter 2-0-2, Parrish 2-0-2, Cousino 1-0-1, Green 1-0-1, Harris 1-0-1, Novak 1-0-1. SKS.-YDS.: Brown 1-14. INT.-YDS.: Riley 1-34. PD: Riley 2, Casanova 1, Jackson 1, LeClair 1, Parrish 1. FF: NA. FR-YDS.: Carpenter 1-0.

Oakland (press box stats) — ST-AT-TT: Hendricks 7-0-7, Johnson 5-0-5, C.Phillips 5-0-5, Irons 4-1-5, Colzie 4-0-4, Thoms 4-0-4, Villapiano 3-1-4, Sistrunk 3-0-3, Thomas 3-0-3, Atkinson 2-0-2, Jones 2-0-2, Tatum 2-0-2, Banaszak 1-0-1, Denney 1-0-1, Van Eeghen 1-0-1. SKS.-YDS.: Hendricks 3-26, Thoms 1-8, Sistrunk 1-6. INT.-YDS.: None. PD: Johnson 3, Colzie 2, Thomas 2, C.Phillips 1, Tatum 1, Villapiano 1. FF: NA. FR-YDS.: None.

1981 SEASON

AFC DIVISIONAL PLAYOFF

Cincinnati Bengals 28, Buffalo Bills 12
Sunday, Jan. 3, 1982 at Riverfront Stadium

It took four tries, but the AFC Central Division Champion Bengals finally won a playoff game — their first-ever postseason home contest — when they held off a rallying Bills Wild Card team, taking the first step toward Super Bowl XVI. Cincinnati, which failed to produce a postseason win in its first three playoff appearances — in 1970, '73 and '75 — lost leads of 14-0 and 21-14 before eventually winning with what was a solid performance by the entire team. The offense didn't yield a turnover while the defense intercepted two Buffalo passes, and the special teams played soundly the entire game. QB Ken Anderson, who was the NFL's top-rated quarterback and its consensus MVP in the regular season, connected on a 16-yard TD pass to rookie WR Cris Collinsworth with 10:39 remaining in the fourth quarter to break a tie and take a 28-21 lead. The Bills were again poised to tie the game and set up an overtime period after driving 50 yards to the Bengals' 20 with just over three minutes left. But a costly delay-of-game penalty on fourth down led to giving the ball back to Cincinnati, and Buffalo was unable to mount another serious threat. Anderson completed 14 of 21 passes for 192 yards and directed a 305-yard attack, and TE Dan Ross recorded a game-high six receptions for 71 yards. The Bills held Bengals FB Pete Johnson, who had a career-high 1077 rushing yards in the regular season, to just 45 yards on 17 carries. But HB Charles Alexander — Johnson's blocker for the majority of the regular season — responded for Cincinnati with a season-high 72 yards, with two TD runs.

SCORE BY PERIODS	1	2	3	4	OT	PTS.
Buffalo.....	0	7	7	7	—	21
Cincinnati.....	14	0	7	7	—	28

TEAM — SCORING PLAY	QTR.-LEFT
Cin. — Alexander 4 run (Breech kick).....	1-8:56
Cin. — Johnson 1 run (Breech kick).....	1-2:40
Buff. — Cribbs 1 run (Mike-Mayer kick).....	2-0:20
Buff. — Cribbs 44 run (Mike-Mayer kick).....	3-10:23
Cin. — Alexander 20 run (Breech kick).....	3-6:56
Buff. — Butler 21 pass from Ferguson (Mike-Mayer kick).....	4-14:52
Cin. — Collinsworth 16 pass from Anderson (Breech kick).....	4-10:39

Missed FGs: Breech (33B). Attendance: 55,420. Time: 2:50.

TEAM STATISTICS	BUFF.	CIN.
First downs.....	21	22
Third down conversions-attempts.....	3-9	6-11
Total net yards.....	336	305
Net yards rushing.....	134	136
Net yards passing.....	202	169
Pass attempts-completions-interceptions.....	31-15-2	21-14-0
Sacks against-yards lost.....	0-0	4-23
Punts-average.....	3-42.0	4-44.5
Punt returns-yards.....	2-8	1-27
Kickoff returns-yards.....	5-82	4-94
Penalties-yards.....	6-56	5-44
Fumbles-lost.....	0-0	0-0
Time of possession.....	28:19	31:41

RUSHING

BUFF.	ATT	YDS	LG	TD	CIN.	ATT	YDS	LG	TD
Cribbs	15	90	44	2	Alexander	13	72	20	2
Hooks	9	30	7	0	Johnson	17	45	9	1
Leaks	3	12	6	0	Anderson	2	15	13	0
Brown	1	2	2	0	A.Griffin	1	4	4	0
TOTALS	28	134	44	2	TOTALS	33	136	20	3

PASSING

BUFF.	ATT	CMP	YDS	TD-I	CIN.	ATT	CMP	YDS	TD-I
Ferguson	31	15	202	1-2	Anderson	21	14	192	1-0
TOTALS	31	15	202	1-2	TOTALS	21	14	192	1-0

RECEIVING

BUFF.	NO	YDS	LG	TD	CIN.	NO	YDS	LG	TD
Butler	4	98	54	1	Ross	6	71	18	0
Lewis	3	38	19	0	Johnson	3	23	9	0
Brammer	3	23	11	0	Collinsworth	2	24	16	1
Leaks	2	16	9	0	Kreider	1	42	42	0
Hooks	2	15	9	0	Curtis	1	22	22	0
Jessie	1	12	12	0	Alexander	1	10	10	0
TOTALS	15	202	54	1	TOTALS	14	192	42	1

DEFENSE

Buffalo (press box stats) — ST-AT-TT: Haslett 3-6-9, Robertson 5-3-8, Simpson 2-5-7, Villapiano 2-5-7, Freeman 4-2-6, Sanford 3-1-4, Smerlas 2-2-4, White 1-3-4, Kush 1-2-3, Brown 1-1-2, Nixon 1-1-2, Ritcher 1-1-2, Johnson 1-0-1, Jones 1-0-1, Kadish 1-0-1, Romes 1-0-1, C.Williams 1-0-1, Cater 0-1-1, B.Williams 0-1-1. SKS.-YDS.: Johnson 1-NA, Smerlas 1-NA, White 1-NA, B.Williams 1-NA. INT.-YDS.: None. PD: Romes 2, Simpson 2, Freeman 1, Kush 1, Sanford 1. FF: None. FR-YDS.: None.

Cincinnati (press box stats) — ST-AT-TT: B.Harris 6-2-8, Cameron 3-4-7, Williams 2-4-6, Browner 4-1-5, Hicks 3-2-5, LeClair 2-3-5, Edwards 2-2-4, Kemp 0-4-4, Breeden 3-0-3, Dinkel 1-2-3, R.Griffin 2-0-2, Riley 2-0-2, Simmons 1-1-2, Whitley 1-1-2, Davis 0-2-2, Fuller 1-0-1, Verser 1-0-1, Bush 0-1-1. SKS.-YDS.: None. INT.-YDS.: B.Harris 1-16, Riley 1-0. PD: Breeden 4, Kemp 3, Riley 2, Williams 2, Cameron 1, B.Harris 1, LeClair 1. FF: None. FR-YDS.: None.

1981 SEASON

AFC CHAMPIONSHIP

"The Freezer Bowl"

Cincinnati Bengals 27, San Diego Chargers 7
Sunday, Jan. 10, 1982 at Riverfront Stadium

This game not only brought the Bengals their first AFC Championship and a berth in Super Bowl XVI, it was played in conditions that made the 46,302 fans on hand feel like champions themselves. With a frigid temperature of minus-9 degrees, winds gusting from 20 to 35 miles per hour and an incredible wind-chill factor of minus-59, this famous game became known as the "Freezer Bowl." To this day, no NFL game has been played with a wind chill so cold. More than 13,000 ticket holders stayed home, but those who came saw the Bengals dominate their opponents from sunny San Diego. The Bengals first attacked them mentally, as every Cincinnati offensive and defensive lineman — along with FB Pete Johnson — took the psychological initiative to tough the cold and play in short sleeves. The teams were relatively even in yards gained with Cincinnati leading 318-301, but the Bengals won the turnover battle 4-0 with two INTs and two FRs. Chargers QB Dan Fouts struggled more in the arctic atmosphere than Bengals QB Ken Anderson, who completed 14 of 22 passes for 161 yards, two TDs and no INTs. Only one player suffered a weather-related injury in the game — Bengals DE Eddie Edwards with a frosted right ear.

SCORE BY PERIODS table with columns 1, 2, 3, 4, OT, PTS. San Diego 0, 7, 0, 0, —, 7. Cincinnati 10, 7, 3, 7, —, 27.

TEAM — SCORING PLAY QTR.-LEFT table listing plays like Breech 31 field goal, M.Harris 8 pass from Anderson, Winslow 33 pass from Fouts, Johnson 1 run, Breech 38 field goal, Bass 3 pass from Anderson.

Missed FGs: Benirschke (37SH, 50SH). Attendance: 46,302. Time: 2:47.

TEAM STATISTICS S.D. CIN. table with rows for First downs, Third down conversions-attempts, Total net yards, Net yards rushing, Net yards passing, Pass attempts-completions-interceptions, Sacks against-yards lost, Punts-average, Punt returns-yards, Kickoff returns-yards, Penalties-yards, Fumbles-lost, Time of possession.

RUSHING S.D. CIN. table with columns ATT, YDS, LG, TD. Muncie 23, 94, 11, 0. Brooks 6, 23, 9, 0. Fouts 1, 6, 6, 0. Cappelletti 1, 5, 5, 0. TOTALS 31, 128, 11, 0.

PASSING S.D. CIN. table with columns ATT, CMP, YDS, TD-I. Fouts 28, 15, 185, 1-2. Anderson 22, 14, 161, 2-0. Thompson 1, 1, 14, 0-0. TOTALS 28, 15, 185, 1-2.

RECEIVING S.D. CIN. table with columns NO, YDS, LG, TD. Chandler 6, 79, 25, 0. Winslow 3, 47, 33t, 1. Joiner 3, 41, 21, 0. Brooks 2, 5, 4, 0. Sievers 1, 13, 13, 0. TOTALS 15, 185, 33t, 1.

San Diego (press box stats) — ST-AT-TT: King 6-3-9, Johnson 7-1-8, Kelcher 5-1-6, Edwards 4-1-5, Lowe 4-0-4, Woodcock 3-1-4, Young 3-1-4, Buchanan 2-1-3, Laslavic 2-1-3, Shaw 2-1-3, M.Williams 2-1-3, Horn 2-0-2, Preston 1-1-2, Fouts 1-0-1, Jones 1-0-1, Ferguson 0-1-1. SKS.-YDS.: None. INT.-YDS.: None. PD: Shaw 2, Buchanan 1, Edwards 1, King 1, Lowe 1. FF: Buchanan 1, Edwards 1. FR.-YDS.: Buchanan 1-8.

Cincinnati (press box stats) — ST-AT-TT: Hicks 8-1-9, Browner 6-3-9, Williams 5-2-7, Cameron 3-4-7, B.Harris 5-1-6, Breeden 4-1-5, Kemp 3-2-5, LeClair 3-1-4, Whitley 2-2-4, R.Griffin 3-0-3, Dinkel 2-0-2, Frazier 1-1-2, Edwards 1-1-2, Breech 1-0-1, Davis 1-0-1, Fuller 1-0-1, St. Clair 1-0-1, Riley 0-1-1. SKS.-YDS.: Edwards 1-7, B.Harris 1-5. INT.-YDS.: Kemp 1-24, Breeden 1-0. PD: Kemp 4, Riley 3, Breeden 2, Hicks 2, LeClair 2, Bass 1, R.Griffin 1. FF: Cameron 1, Hicks 1, Razzano 1, Williams 1. FR.-YDS.: Bass 1-0, Browner 1-0.

1981 SEASON

SUPER BOWL XVI

San Francisco 49ers 26, Cincinnati Bengals 21
Sunday, Jan. 24, 1982 at Pontiac Silverdome (Pontiac, Mich.)

Cincinnati outgained San Francisco by 81 yards (356-275), marking the first time in Super Bowl history the losing team led in scrimmage yardage. Bengals QB Ken Anderson set Super Bowl records (since surpassed) for completions (25) and completion percentage (73.5), and his 300 passing yards nearly doubled the 157 by 49ers QB Joe Montana, the game's MVP. But Cincinnati suffered four turnovers to San Francisco's one, and three of those giveaways led to 17 first-half points for the 49ers, who led 20-0 at intermission. Leading 20-7, San Francisco staged a memorable goal-line stand late in the third quarter, stopping Cincinnati for no gain on three straight plays from the one-yard line. The Bengals still closed the gap to 20-14 with a four-yard TD pass from Anderson to TE Dan Ross with 10:06 left, but the 49ers added FGs of 40 and 23 yards by K Ray Wersching to pull away. Cincinnati crept to within 26-21 with 16 seconds left on a second Anderson-to-Ross TD pass, but San Francisco recovered the Bengals' ensuing onside kick to seal the victory. Wersching's four FGs tied a Super Bowl record (still tied) and Ross' 11 receptions set a Super Bowl record (since broken).

SCORE BY PERIODS table with columns 1, 2, 3, 4, OT, PTS. San Francisco 7, 13, 0, 6, —, 26. Cincinnati 0, 0, 7, 14, —, 21.

TEAM — SCORING PLAY QTR.-LEFT table listing plays like Montana 1 run, Cooper 11 pass from Montana, Wersching 22 field goal, Wersching 26 field goal, Anderson 5 run, Ross 4 pass from Anderson, Wersching 40 field goal, Wersching 23 field goal, Ross 3 pass from Anderson.

Missed FGs: None. Attendance: 81,270. Time: 3:21.

TEAM STATISTICS S.F. CIN. table with rows for First downs, Third down conversions-attempts, Total net yards, Net yards rushing, Net yards passing, Pass attempts-completions-interceptions, Sacks against-yards lost, Punts-average, Punt returns-yards, Kickoff returns-yards, Penalties-yards, Fumbles-lost, Time of possession.

RUSHING S.F. CIN. table with columns ATT, YDS, LG, TD. Patton 17, 55, 10, 0. Cooper 9, 34, 14, 0. Montana 6, 18, 7, 1. Ring 5, 17, 7, 0. Davis 2, 5, 4, 0. Clark 1, -2, -2, 0. TOTALS 40, 127, 14, 1.

PASSING S.F. CIN. table with columns ATT, CMP, YDS, TD-I. Montana 22, 14, 157, 1-0. Anderson 34, 25, 300, 2-2. TOTALS 22, 14, 157, 1-0.

RECEIVING S.F. CIN. table with columns NO, YDS, LG, TD. Solomon 4, 52, 20, 0. Clark 4, 45, 17, 0. Cooper 2, 15, 11t, 1. Wilson 1, 22, 22, 0. Young 1, 14, 14, 0. Patton 1, 6, 6, 0. Ring 1, 3, 3, 0. TOTALS 14, 157, 22, 1.

San Francisco (press box stats) — ST-AT-TT: Leopold 6-1-7, Reynolds 6-1-7, Harper 6-0-6, Reese 5-1-6, Williamson 5-0-5, Wright 5-0-5, Lott 4-1-5, Hicks 2-3-5, Stuckey 3-1-4, Board 2-1-3, Gervais 2-1-3, Harty 2-0-2, Turner 2-0-2, Bunz 1-0-1, Cross 1-0-1, Dean 1-0-1, Lawrence 1-0-1, McColl 1-0-1, Puki 0-1-1. SKS.-YDS.: Stuckey 1-6, Dean 1-4, Turner 1-4, Reynolds 1-2, Leopold 1-0. INT.-YDS.: Hicks 1-27, Wright 1-25. PD: Wright 2, Hicks 1. FF: Wright 1. FR.-YDS.: McCall 1-0, Thomas 1-0.

Cincinnati (press box stats) — ST-AT-TT: Browner 10-0-10, Breeden 7-0-7, Kemp 6-0-6, Williams 5-1-6, Razzano 4-0-4, Riley 4-0-4, Cameron 3-1-4, Hicks 3-1-4, B.Harris 2-2-4, LeClair 1-2-3, St. Clair 1-2-3, Edwards 2-0-2, Hargrove 1-0-1, R.Griffin 1-0-1, Montoya 1-0-1, Whitley 1-0-1, Wilson 1-0-1, Dinkel 0-1-1. SKS.-YDS.: Browner 1-9. INT.-YDS.: None. PD: Cameron 2, Breeden 1, Riley 1, Williams 1. FF: Montoya 1. FR.-YDS.: Simmons 1-0.

1982 SEASON

AFC FIRST-ROUND PLAYOFF

N.Y. Jets 44, Cincinnati Bengals 17
Sunday, Jan. 9, 1983 at Riverfront Stadium

The defending AFC Champion Bengals lost an early 14-3 lead and were dismantled by the underdog Jets. The 7-2 Bengals were the AFC's No. 3 seed in 16-team "Super Bowl Tournament," organized for the strike-shortened regular season. RB Freeman McNeil led No. 6 seed New York, rushing for 202 yards and a TD against Cincinnati's No. 3-ranked rush defense. Cincinnati trailed only 23-17 after three periods, but suffered a particularly demoralizing fourth quarter, which included two INTs (one for a TD), a TD pass nullified by a false start penalty, a missed FG, a lost fumble and two rushing TDs allowed.

SCORE BY PERIODS	1	2	3	4	OT	PTS.
N.Y. Jets.....	3	17	3	21	—	44
Cincinnati.....	14	0	3	0	—	17

TEAM — SCORING PLAY	QTR.-LEFT
Cin. — Curtis 32 pass from Anderson (Breech kick).....	1-8:30
NYJ — Leahy 32 field goal.....	1-5:59
Cin. — Ross 2 pass from Anderson (Breech kick).....	1-1:46
NYJ — Gaffney 14 pass from McNeil (Leahy kick).....	2-12:55
NYJ — Walker 4 pass from Todd (Leahy kick).....	2-4:02
NYJ — Leahy 24 field goal.....	2-0:34
NYJ — Leahy 47 field goal.....	3-9:30
Cin. — Breech 20 field goal.....	3-2:28
NYJ — McNeil 20 run (Leahy kick).....	4-8:24
NYJ — Ray 98 interception return (Leahy kick).....	4-4:50
NYJ — Crutchfield 1 run (Leahy kick).....	4-1:56

Missed FGs: Breech (46WR). Attendance: 57,560. Time: 3:13.

TEAM STATISTICS	NYJ	CIN.
First downs.....	27	23
Third down conversions-attempts.....	6-9	7-10
Total net yards.....	517	395
Net yards rushing.....	234	62
Net yards passing.....	283	333
Pass attempts-completions-interceptions.....	29-21-1	36-26-3
Sacks against-yards lost.....	0-0	4-21
Punts-average.....	0-0.0	2-43.0
Punt returns-yards.....	1-2	0-0
Kickoff returns-yards.....	4-69	8-138
Penalties-yards.....	12-95	7-60
Fumbles-lost.....	2-1	2-1
Time of possession.....	28:44	31:16

RUSHING

NYJ	ATT	YDS	LG	TD	CIN.	ATT	YDS	LG	TD
McNeil	21	202	35	1	Johnson	9	26	14	0
Dierking	3	11	9	0	A.Griffin	3	17	8	0
Harper	2	9	9	0	Alexander	7	14	6	0
Newton	2	6	4	0	Anderson	2	5	3	0
Todd	3	3	8	0					
Augustyniak	2	2	1	0					
Crutchfield	1	1	11	1					
TOTALS	34	234	35	2	TOTALS	21	62	14	0

PASSING

NYJ	ATT	CMP	YDS	TD-I	CIN.	ATT	CMP	YDS	TD-I
Todd	28	20	269	1-1	Anderson	35	26	354	2-3
McNeil	1	1	14	1-0	Schonert	1	0	0	0-0
TOTALS	29	21	283	2-1	TOTALS	36	26	354	2-3

RECEIVING

NYJ	NO	YDS	LG	TD	CIN.	NO	YDS	LG	TD
Walker	8	145	49	1	Collinsworth	7	120	53	0
Gaffney	4	50	20	1	Ross	6	89	26	1
Harper	2	35	19	0	Curtis	3	63	32	1
L.Jones	2	22	12	0	Kreider	3	41	17	0
Dierking	2	9	5	0	A.Griffin	3	14	6	0
Barkum	1	9	9	0	Johnson	3	7	9	0
McNeil	1	9	9	0	M.Harris	1	20	20	0
Augustyniak	1	4	4	0					
TOTALS	21	283	49	2	TOTALS	26	354	53	2

DEFENSE

N.Y. Jets (press box stats) — ST-AT-TT: Mehl 9-1-10, Neil 7-0-7, Schroy 6-0-6, Crable 3-3-6, Buttle 4-0-4, Jackson 4-0-4, Holmes 3-0-3, Ray 3-0-3, Lynn 2-0-2, Sohn 2-0-2, Lyons, 1-1-2, Salaam 1-1-2, Barber 1-0-1, Bennett 1-0-1, Gastlineau 1-0-1, Johnson 1-0-1, B.Jones 1-0-1, Newton 1-0-1, Shuler 1-0-1, Woodring 1-0-1. SKS.-YDS.: Salaam 1-8, Lynn 1-7, Gastlineau 1-4, Lyons 1-2. INT.-YDS.: Lynn 2-40, Ray 1-98. PD: Lynn 2, Crable 1, Ray 1. FF: Bennett 1, B.Jones 1. FR-YDS.: Crable 1-0.

Cincinnati (press box stats) — ST-AT-TT: Cameron 8-0-8, Browner 6-2-8, Williams 6-1-7, Riley 5-1-6, R.Griffin 5-0-5, Kemp 5-0-5, Fuller 4-0-4, B.Harris 4-0-4, LeClair 2-2-4, Breedon 1-2-3, Edwards 2-0-2, Hicks 2-0-2, Simmons 2-0-2, Davis 1-0-1, Frazier 1-0-1, Jackson 1-0-1, Munoz 1-0-1, Ross 1-0-1, Verser 1-0-1, Whitley 1-0-1, Razzano 0-1-1. SKS.-YDS.: None. INT.-YDS.: Riley 1-0. PD: Kemp 1, Riley 1, Whitley 1. FF: Kemp 2. FR-YDS.: Fuller 1-20.

1988 SEASON

AFC DIVISIONAL PLAYOFF

Cincinnati Bengals 21, Seattle Seahawks 13
Saturday, Dec. 31, 1988 at Riverfront Stadium

Unbeaten at home in eight regular-season games, the AFC Central Division Champion Bengals ran their Riverfront Stadium mark to 9-0 by rushing for a season-high 254 yards. They scored all three of their TDs in the first half and withstood a 13-point Seattle fourth quarter. The Seahawks pulled to within 21-13 on QB Dave Krieg's one-yard sneak with 6:05 to play, but K Norm Johnson's missed PAT left the visitors still two scores short, as the two-point conversion would not be added to NFL rules until 1994. The victory earned the Bengals their first trip to the AFC Championship game since the 1981 season. Bengals rookie FB Ickey Woods rushed for 126 yards on 23 carries, and his one-yard TD run midway through the second quarter gave Cincinnati a 21-0 halftime lead. A pair of three-yard TD runs in the first and second quarters by FB Stanley Wilson opened the Bengals' scoring. Wilson added 45 rushing yards on seven attempts, while HB James Brooks rushed for 72 yards on 13 attempts. Cincinnati's defense held Seattle to just 22 yards rushing the entire game and only 49 total net yards in the first half. The Bengals stayed on the ground to win, getting only seven completions from QB Boomer Esiason, the NFL's top-rated quarterback and its consensus MVP in the regular season, and only one reception from WR Eddie Brown, who led the AFC in the regular season with 1273 receiving yards.

SCORE BY PERIODS	1	2	3	4	OT	PTS.
Seattle.....	0	0	0	13	—	13
Cincinnati.....	7	14	0	0	—	21

TEAM — SCORING PLAY	QTR.-LEFT
Cin. — Wilson 3 run (Breech kick).....	1-9:11
Cin. — Wilson 3 run (Breech kick).....	2-11:35
Cin. — Woods 1 run (Breech kick).....	2-7:40
Sea. — Williams 7 pass from Krieg (Johnson kick).....	4-11:40
Sea. — Krieg 1 run (kick failed).....	4-6:05

Missed FGs: None. Attendance: 58,560. Time: 3:12.

TEAM STATISTICS	SEA.	CIN.
First downs.....	19	22
Third down conversions-attempts.....	2-12	6-13
Total net yards.....	294	345
Net yards rushing.....	22	254
Net yards passing.....	272	91
Pass attempts-completions-interceptions.....	50-24-2	19-7-0
Sacks against-yards lost.....	3-25	2-17
Punts-average.....	6-44.1	6-46.0
Punt returns-yards.....	5-30	3-19
Kickoff returns-yards.....	3-66	3-54
Penalties-yards.....	5-45	2-29
Fumbles-lost.....	1-1	3-2
Time of possession.....	24:41	35:19

RUSHING

SEA.	ATT	YDS	LG	TD	CIN.	ATT	YDS	LG	TD
Warner	7	15	8	0	Woods	23	126	30	1
Williams	8	6	3	0	Brooks	13	72	26	0
Krieg	1	1	11	1	Wilson	7	45	20	2
					Esiason	4	11	11	0
TOTALS	16	22	8	1	TOTALS	47	254	30	3

PASSING

SEA.	ATT	CMP	YDS	TD-I	CIN.	ATT	CMP	YDS	TD-I
Krieg	50	24	297	1-2	Esiason	19	7	108	0-0
Warner	0	0	0	0-0					
TOTALS	50	24	297	1-2	TOTALS	19	7	108	0-0

RECEIVING

SEA.	NO	YDS	LG	TD	CIN.	NO	YDS	LG	TD
Williams	11	137	37	1	Holman	3	44	24	0
Blades	5	78	24	0	Collinsworth	1	30	30	0
Butler	2	40	32	0	Brown	1	23	23	0
Largent	2	17	12	0	Brooks	1	9	9	0
Skansi	1	11	11	0	Riggs	1	2	2	0
Clark	1	8	8	0					
Spagnola	1	7	7	0					
Warner	1	-1	-1	0					
TOTALS	24	297	37	1	TOTALS	7	108	30	0

DEFENSE

Seattle (press box stats) — ST-AT-TT: Robinson 9-2-11, Comeaux 7-1-8, Scholtz 6-1-7, Wyman 6-0-6, Green 5-1-6, Jenkins 3-1-4, Clarke 3-0-3, Woods 3-0-3, Moyer 2-1-3, Nash 2-1-3, Taylor 2-0-2, Dean 1-0-1, Spagnola 1-0-1, Gaines 0-1-1. SKS.-YDS.: Clarke 1-9, Green 1-8. INT.-YDS.: None. PD: Robinson 1, Scholtz 1. FF: Clarke 1, Green 1. FR-YDS.: Nash 1-0.

Cincinnati (press box stats) — ST-AT-TT: Krumrie 5-2-7, Billups 4-2-6, Fulcher 4-1-5, Buck 1-4-5, Thomas 4-0-4, Wilcots 4-0-4, Williams 3-1-4, White 3-0-3, Zander 1-2-3, Dixon 2-0-2, Horton 2-0-2, Grant 1-1-2, Kelly 1-1-2, Skow 1-1-2, Bussey 1-0-1, King 0-1-1. SKS.-YDS.: Williams 1-11, Skow 1-10, Buck 1-4. INT.-YDS.: Thomas 1-0, Wilcots 1-0. PD: Thomas 6, Billups 4, Dixon 1, Fulcher 1, Wilcots 1, Davis: Krumrie 1. FR-YDS.: Skow 1-0.

1988 SEASON

AFC CHAMPIONSHIP

Cincinnati Bengals 21, Buffalo Bills 10
Sunday, Jan. 8, 1989 at Riverfront Stadium

The week before the AFC Championship game was filled with controversy, as Bills head coach Marv Levy convinced the NFL office that Bengals head coach Sam Wyche's no-huddle offense was illegal. Cincinnati had developed and employed the no-huddle attack all season, but shortly before kickoff, the league informed the team that game officials would severely restrict its use. Wyche eventually would prevail in this rule book battle. Nevertheless, his offense, forced to abandon its no-huddle tactics for this contest, returned to basics and led the charge in beating Buffalo for a berth in Super Bowl XXIII. It was Cincinnati's third victory of the year over Buffalo, the Bengals having also downed the Bills in the preseason and regular season. Cincinnati won with a punishing rushing game, running the ball on 50 of 73 offensive plays and gaining 175 of its 249 total yards on the ground. Cincinnati's defense recorded a solid performance, holding the Bills to 181 total yards, including just 53 in the second half. Cincinnati made eight of 16 combined third-down and fourth-down conversions while allowing the Bills a debilitating none of 11. Bengals rookie FB Ickey Woods had his second 100-yard rushing game of the postseason, gaining 102 on 29 carries. The Bengals advanced to the Super Bowl from what was, at the time, the worst previous-season finish (4-11) of any Super Bowl qualifier. Even to the present time, only the 1999 St. Louis Rams (4-12 in '98) have gone farther.

SCORE BY PERIODS table with columns 1, 2, 3, 4, OT, PTS. Buffalo 0, 10, 0, 0, —, 10. Cincinnati 7, 7, 0, 7, —, 21.

TEAM — SCORING PLAY QTR.-LEFT table listing plays like Woods 1 run (Breech kick) 1-1:51, Reed 9 pass from Kelly (Norwood kick) 2-13:21, Brooks 10 pass from Esiason (Breech kick) 2-2:21, Norwood 39 field goal 2-0:22, Woods 1 run (Breech kick) 4-14:56.

Missed FGs: Norwood (43WL). Attendance: 59,747. Time: 3:10.

TEAM STATISTICS BUFF. CIN. table with columns for First downs, Third down conversions-attempts, Total net yards, Net yards rushing, Net yards passing, Pass attempts-completions-interceptions, Sacks against-yards lost, Punts-average, Punt returns-yards, Kickoff returns-yards, Penalties-yards, Fumbles-lost, Time of possession.

RUSHING

RUSHING BUFF. CIN. table with columns ATT, YDS, LG, TD for players like Mueller, Kelly, Thomas, Riddick, Byrum, Harmon and totals.

PASSING

PASSING BUFF. CIN. table with columns ATT, CMP, YDS, TD-I for players like Kelly and totals.

RECEIVING

RECEIVING BUFF. CIN. table with columns NO, YDS, LG, TD for players like Reed, Riddick, Harmon, T.Johnson, Metzelaars and totals.

DEFENSE

Buffalo (press box stats) — ST-AT-TT: Talley 7-4-11, Still 9-0-9, Bentley 5-4-9, L.Smith 4-2-6, Bennett 4-1-5, B.Smith 4-1-5, Burroughs 4-0-4, Conlan 3-1-4, Radevic 3-1-4, Kelso 2-1-3, Jackson 2-0-2, Cocroft 1-0-1, Davis 1-0-1, Riddick 1-0-1, Ritchee 1-0-1. SKS.-YDS.: B.Smith 2-13, Still 1-7. INT.-YDS.: Kelso 1-25, Bentley 1-0. PD: Bentley 2, Kelso 2, Burroughs 1, Talley 1, Radevic 1. FF: Odomes 1. FR-YDS.: None. Cincinnati (press box stats) — ST-AT-TT: Krumrie 3-3-6, White 4-1-5, Thomas 4-0-4, Bussey 3-0-3, Barker 2-1-3, Fulcher 1-2-3, Horton 1-2-3, Wilcots 1-2-3, Williams 1-2-3, Buck 2-0-2, Zander 2-0-2, Dixon 1-1-2, Kelly 1-1-2, Grant 1-0-1, Skow 1-0-1, Billups 0-1-1. SKS.-YDS.: Buck 1-10, Grant 1-10, Williams 1-7. INT.-YDS.: Thomas 1-26, Fulcher 1-0, Billups 1-(-3). PD: Thomas 4, Billups 2, Fulcher 2, Wilcots 1. FF: None. FR-YDS.: None.

1988 SEASON

SUPER BOWL XXIII

San Francisco 49ers 20, Cincinnati Bengals 16
Sunday, Jan. 22, 1989 at Joe Robbie Stadium (Miami, Fla.)

NFL commissioner Pete Rozelle termed it the most exciting of the first 23 games in Super Bowl history, and the result regained some respect for the AFC, which had lost the last four contests by an average of more than 27 points. But the dominant emotion of the day still was heartbreak for head coach Sam Wyche's underdog Bengals, who took a 16-13 lead with 3:20 to play on Jim Breech's 40-yard FG before succumbing to a 92-yard, 11-play TD drive led by San Francisco QB Joe Montana. WR John Taylor's game-winning 10-yard TD catch from Montana came with just 34 seconds remaining. Never before had a Super Bowl been won on a TD so late in the game. Cincinnati played without FB Stanley Wilson, who was suspended for a substance abuse violation that occurred the night before the game. In addition, the Bengals played almost the entire contest without All-Pro NT Tim Krumrie, who suffered a severely broken leg early in the first quarter. The teams were tied 3-3 at halftime, tied again at 6-6 late in the first quarter, and then swapped TDs in quick succession. A 93-yard kickoff return by Cincinnati HB Stanford Jennings was countered by a four-play San Francisco TD drive. The third of Breech's three FGs gave Cincinnati its third lead of the day before Montana's final heroics saved the day for the 49ers. San Francisco WR Jerry Rice tied a Super Bowl record with 11 receptions (still tied; originally set by Bengals TE Dan Ross in Super Bowl XVI) for 215 yards and one TD, earning the game's MVP award. Montana completed 23 of 36 passes for 357 yards, two TDs and no INTs. The victory made San Francisco the first NFC team to win three Super Bowls.

SCORE BY PERIODS table with columns 1, 2, 3, 4, OT, PTS. Cincinnati 0, 3, 10, 3, —, 16. San Francisco 3, 0, 3, 14, —, 20.

TEAM — SCORING PLAY QTR.-LEFT table listing plays like Cofer 41 field goal 1-3:14, Breech 34 field goal 2-1:15, Breech 43 field goal 3-5:39, Cofer 32 field goal 3-0:50, Jennings 93 kickoff return (Breech kick) 3-0:34, Rice 14 pass from Montana (Cofer kick) 4-14:03, Breech 40 field goal 4-3:20, Taylor 10 pass from Montana (Cofer kick) 4-0:34.

Missed FGs: Cofer (19WL, 49WR). Attendance: 75,129. Time: 3:24.

TEAM STATISTICS CIN. S.F. table with columns for First downs, Third down conversions-attempts, Total net yards, Net yards rushing, Net yards passing, Pass attempts-completions-interceptions, Sacks against-yards lost, Punts-average, Punt returns-yards, Kickoff returns-yards, Penalties-yards, Fumbles-lost, Time of possession.

RUSHING

RUSHING CIN. S.F. table with columns ATT, YDS, LG, TD for players like Woods, Brooks, Jennings, Esiason and totals.

PASSING

PASSING CIN. S.F. table with columns ATT, CMP, YDS, TD-I for players like Esiason and totals.

RECEIVING

RECEIVING CIN. S.F. table with columns NO, YDS, LG, TD for players like Collinsworth, Brown, Brooks, McGee, Hillary and totals.

DEFENSE

Cincinnati (press box stats) — ST-AT-TT: Williams 9-1-10, Wilcots 7-0-7, Billups 5-0-5, Fulcher 5-0-5, Bussey 4-1-5, Zander 4-0-4, Buck 3-1-4, Grant 3-0-3, Horton 3-0-3, Thomas 2-1-3, Barker 2-0-2, McClendon 2-0-2, Dixon 1-0-1, White 1-0-1. SKS.-YDS.: Fulcher 1-6, Buck 1-5, Williams 1-3, Grant 1-2. INT.-YDS.: None. PD: Billups 1, Bussey 1, Fulcher 1. FF: Fulcher 1, Horton 1. FR-YDS.: Skow 1-0. San Francisco (press box stats) — ST-AT-TT: Fagan 6-0-6, Haley 6-0-6, McKyer 6-0-6, Lott 5-0-5, Fuller 4-1-5, Griffin 4-0-4, Carter 3-0-3, Roberts 3-0-3, Fahnhorst 1-1-2, Holt 1-0-1, Romanowski 1-0-1, Stubbs 1-0-1, Turner 1-0-1. SKS.-YDS.: Haley 2-10, Stubbs 1-8, Carter 1-3, Fagan 1-0. INT.-YDS.: Romanowski 1-0. PD: Fuller 1, Griffin 1, Lott 1, Romanowski 1. FF: None. FR-YDS.: None.

1990 SEASON

AFC WILD CARD PLAYOFF

Cincinnati Bengals 41, Houston Oilers 14
Sunday, Jan. 6, 1991 at Riverfront Stadium

Having been involved in a feisty regular-season rivalry with Houston for several years, Cincinnati got the chance to tangle with the Oilers in the postseason and responded with the most lopsided playoff win in team history. The Bengals outgained the Oilers by 123 yards (349-226) and set team postseason records for points (still stands) and victory margin (still stands), using a well-balanced offensive attack. Cincinnati's rushing game outgained Houston 187-67, yet no Bengals rusher totaled more than 57 yards. Cincinnati's passing game added another 162 net yards, yet no Bengals receiver had more than two catches. Houston, however, failed to mount a serious threat the entire game. The Bengals led 34-0 before the Oilers scored their first point late in the third quarter. Ironically, it was the Oilers who helped put the Bengals in the playoffs the previous week. Houston beat Pittsburgh 34-14 in its Sunday night regular-season finale, allowing Cincinnati to win the AFC Central Division tiebreaker (the Bengals, Oilers and Steelers all had finished 9-7).

SCORE BY PERIODS	1	2	3	4	OT	PTS.
Houston.....	0	0	7	7	—	14
Cincinnati.....	10	10	14	7	—	41

TEAM — SCORING PLAY	QTR.-LEFT
Cin. — Woods 1 run (Breech kick).....	1-8:36
Cin. — Breech 27 field goal.....	1-1:10
Cin. — Green 2 pass from Esiason (Breech kick).....	2-9:18
Cin. — Breech 30 field goal.....	2-0:43
Cin. — Ball 3 run (Breech kick).....	3-11:34
Cin. — Esiason 10 run (Breech kick).....	3-11:09
Hou. — Givins 16 pass from Carlson (Garcia kick).....	3-5:15
Cin. — Kattus 9 pass from Esiason (Breech kick).....	4-14:09
Hou. — Givins 5 pass from Carlson (Garcia kick).....	4-6:59

Missed FGs: None. Attendance: 60,012. Time: 3:05.

TEAM STATISTICS	HOU.	CIN.
First downs.....	13	24
Third down conversions-attempts.....	2-9	4-13
Total net yards.....	226	349
Net yards rushing.....	67	187
Net yards passing.....	159	162
Pass attempts-completions-interceptions.....	33-16-1	25-15-0
Sacks against-yards lost.....	1-6	0-0
Punts-average.....	6-42.6	3-45.0
Punt returns-yards.....	1-19	3-42
Kickoff returns-yards.....	6-114	3-58
Penalties-yards.....	5-33	4-40
Fumbles-lost.....	2-1	1-0
Time of possession.....	20:15	39:45

RUSHING

HOU.	ATT	YDS	LG	TD	CIN.	ATT	YDS	LG	TD
Pinkett	5	43	16	0	Esiason	5	57	14	1
Carlson	4	22	12	0	Green	11	55	12	0
White	4	2	5	0	Ball	7	33	14	1
					Brooks	6	17	14	0
					Jennings	6	16	10	0
					Woods	6	11	4	1
					Wilhelm	3	-2	0	0
TOTALS	13	67	16	0	TOTALS	44	187	14	3

PASSING

HOU.	ATT	CMP	YDS	TD-I	CIN.	ATT	CMP	YDS	TD-I
Carlson	33	16	165	2-1	Esiason	20	14	150	2-0
					Wilhelm	5	1	12	0-0
TOTALS	33	16	165	2-1	TOTALS	25	15	162	2-0

RECEIVING

HOU.	NO	YDS	LG	TD	CIN.	NO	YDS	LG	TD
Givins	6	60	16t	2	Holman	2	51	46	0
Harris	4	37	17	0	McGee	2	23	19	0
Jeffires	2	33	23	0	Kattus	2	19	10	1
Duncan	1	15	15	0	Green	2	15	13	1
Pinkett	1	10	10	0	Jennings	2	15	12	0
Hill	1	5	5	0	Brown	2	14	9	0
White	1	5	5	0	Woods	2	13	9	0
					Barber	1	12	12	0
TOTALS	16	165	23	2	TOTALS	15	162	46	2

DEFENSE

Houston (press box stats) — ST-AT-TT: Kinard 8-4-12, McDowell 7-0-7, Grimsley 4-3-7, Lathon 6-0-6, Dishman 4-1-5, Childress 4-0-4, Meads 3-0-3, Allen 2-0-2, Fuller 2-0-2, S.Jones 2-0-2, D.Smith 2-0-2, Maggs 1-0-1, A.Smith 1-0-1, E.Johnson 0-1-1, R.Johnson 0-1-1. SKS.-YDS.: None. INT.-YDS.: None. PD: McDowell 2, Kinard 1, Lathon 1. FF: None. FR-YDS.: None.

Cincinnati (press box stats) — ST-AT-TT: Thomas 6-1-7, Bussey 5-0-5, Grant 3-1-4, Francis 3-0-3, Jones 2-1-3, Krumrie 2-1-3, Fulcher 0-3-3, Billups 2-0-2, Carter 1-0-1. SKS.-YDS.: (team) 1-6. INT.-YDS.: Fulcher 1-43. PD: Fulcher 2, Grant 2, Billups 1, Francis 1, Jones 1. FF: None. FR-YDS.: Francis 1-0.

1990 SEASON

AFC DIVISIONAL PLAYOFF

L.A. Raiders 20, Cincinnati Bengals 10
Sunday, Jan. 13, 1991 at Los Angeles Coliseum

Los Angeles QB Jay Schroeder, who would join the Bengals as a free agent in 1993, threw two TD passes to help the Raiders defeat Cincinnati and advance to the AFC Championship game. Cincinnati scored first on Jim Breech's 27-yard FG in the second quarter, but Schroeder hit WR Mervyn Fernandez with a 13-yard scoring strike to give Los Angeles a 7-3 halftime lead. The Raiders increased their lead to 10-3 on K Jeff Jaeger's 49-yard FG in the third quarter, and put the game away with 10 unanswered fourth-quarter points on a 41-yard Schroeder pass to TE Ethan Horton and a 25-yard Jaeger FG. The Raiders rushed for 235 yards, including 140 on 21 carries by RB Marcus Allen. DE Greg Townsend had three of the Raiders' four sacks. Raiders RB Bo Jackson, a popular two-sport professional athlete who also played Major League Baseball, rushed for 77 yards on six carries. This game, however, is best remembered by many as the contest that ended Jackson's NFL career. He suffered a hip injury on a tackle by Cincinnati LB Kevin Walker in the third quarter and, though the injury was not considered particularly severe at the time, Jackson never fully recovered to play in the NFL again.

SCORE BY PERIODS	1	2	3	4	OT	PTS.
Cincinnati.....	0	3	0	7	—	10
L.A. Raiders.....	0	7	3	10	—	20

TEAM — SCORING PLAY	QTR.-LEFT
Cin. — Breech 27 field goal.....	2-12:07
LARaid. — Fernandez 13 pass from Schroeder (Jaeger kick).....	2-7:29
LARaid. — Jaeger 49 field goal.....	3-5:41
Cin. — Jennings 8 pass from Esiason (Breech kick).....	4-11:49
LARaid. — Horton 41 pass from Schroeder (Jaeger kick).....	4-8:52
LARaid. — Jaeger 25 field goal.....	4-0:19

Missed FGs: None. Attendance: 92,045. Time: 2:35.

TEAM STATISTICS	CIN.	LARaid.
First downs.....	12	20
Third down conversions-attempts.....	5-12	5-11
Total net yards.....	182	389
Net yards rushing.....	124	235
Net yards passing.....	58	154
Pass attempts-completions-interceptions.....	15-8-0	21-11-1
Sacks against-yards lost.....	4-46	3-18
Punts-average.....	5-51.6	2-39.5
Punt returns-yards.....	0-0	3-40
Kickoff returns-yards.....	4-82	1-18
Penalties-yards.....	1-5	0-0
Fumbles-lost.....	1-0	0-0
Time of possession.....	28:17	31:43

RUSHING

CIN.	ATT	YDS	LG	TD	LARaid.	ATT	YDS	LG	TD
Woods	11	73	18	0	Allen	21	140	20	0
Brooks	11	26	5	0	Jackson	6	77	34	0
Ball	5	14	6	0	Smith	5	18	5	0
Esiason	2	11	8	0					
TOTALS	29	124	18	0	TOTALS	32	235	34	0

PASSING

CIN.	ATT	CMP	YDS	TD-I	LARaid.	ATT	CMP	YDS	TD-I
Esiason	15	8	104	1-0	Schroeder	21	11	172	2-1
TOTALS	15	8	104	1-0	TOTALS	21	11	172	2-1

RECEIVING

CIN.	NO	YDS	LG	TD	LARaid.	NO	YDS	LG	TD
Holman	2	51	40	0	Horton	4	77	41t	1
Brown	2	18	15	0	T.Brown	3	42	26	0
Brooks	1	22	22	0	Fernandez	2	24	13t	1
Jennings	1	8	8t	1	Allen	1	24	24	0
Woods	1	5	5	0	Smith	1	5	5	0
McGee	1	0	0	0					
TOTALS	8	104	40	1	TOTALS	11	172	41t	2

DEFENSE

Cincinnati (press box stats) — ST-AT-TT: Bussey 7-0-7, Fulcher 5-1-6, Grant 4-1-5, Walker 4-1-5, Zander 4-1-5, Francis 3-2-5, Krumrie 4-0-4, McClendon 3-1-4, White 3-0-3, Billups 2-0-2, Thomas 2-0-2, Wilcots 1-1-2, Buck 1-0-1, Jones 1-0-1. SKS.-YDS.: Zander 1-10, Grant 1-5, Buck 1-3. INT.-YDS.: Fulcher 1-11. PD: Fulcher 2, Thomas 1, Wilcots 1, Zander 1. FF: None. FR-YDS.: None.

L.A. Raiders (press box stats) — ST-AT-TT: Ellison 10-1-11, Benson 5-4-9, Golic 5-4-9, Anderson 3-3-6, Harden 4-1-5, Townsend 4-0-4, Davis 3-1-4, McDaniel 3-0-3, Long 2-1-3, Gordon 1-1-2, Robinson 1-0-1, Washington 0-1-1. SKS.-YDS.: Townsend 3-36, Long 1-10. INT.-YDS.: None. PD: Anderson 1, Benson 1, Ellison. FF: None. FR-YDS.: None.

2005 SEASON

AFC WILD CARD PLAYOFF

**Pittsburgh Steelers 31, Cincinnati Bengals 17
Sunday, Jan. 8, 2006 at Paul Brown Stadium**

The atmosphere was super-charged at Paul Brown Stadium as the AFC North Champion Bengals made their first postseason appearance in 15 years. But Cincinnati was dealt a devastating blow on its second offensive play, as QB Carson Palmer was lost to a serious knee injury while completing his first NFL postseason pass — a club postseason-record 66 yards to WR Chris Henry. Backup QB Jon Kitna took over for Palmer and helped Cincinnati earn a 17-14 halftime lead, but Pittsburgh owned the second half. The Bengals' offense had just six first downs and 105 net yards in the final two periods and failed to score another point. The Steelers used a botched snap on a Bengals FG attempt and two INTs thrown by Kitna to control the second half and claim the first-ever postseason meeting between the divisional rivals. Pittsburgh, which finished second to the Bengals in the AFC North and entered the playoffs as No. 6-seeded Wild Card, went on to win Super Bowl XL.

SCORE BY PERIODS	1	2	3	4	OT	PTS.
Pittsburgh	0	14	14	3	—	31
Cincinnati	10	7	0	0	—	17

TEAM — SCORING PLAY	QTR.-LEFT
Cin. — S.Graham 23 field goal	1-6:54
Cin. — R.Johnson 20 run (S.Graham kick)	1-1:09
Pitt. — W.Parker 19 pass from B.Roethlisberger (J.Reed kick)	2-13:11
Cin. — T.Houshmandzadeh 7 pass from J.Kitna (S.Graham kick)	2-6:13
Pitt. — H.Ward 5 pass from B.Roethlisberger (J.Reed kick)	2-3:48
Pitt. — J.Bettis 5 run (J.Reed kick)	3-5:12
Pitt. — C.Wilson 43 pass from B.Roethlisberger (J.Reed kick)	3-1:13
Pitt. — J.Reed 21 field goal	4-10:29

Missed FGs: None. Attendance: 65,870. Time: 3:03.

TEAM STATISTICS	PITT.	CIN.
First downs	19	19
Third down conversions-attempts	6-11	9-16
Total net yards	346	327
Net yards rushing	144	84
Net yards passing	202	243
Pass attempts-completions-interceptions	21-14-0	41-25-2
Sacks against-yards lost	1-6	4-20
Punts-average	3-47.0	3-43.7
Punt returns-yards	2-21	2-15
Kickoff returns-yards	4-94	6-127
Penalties-yards	6-39	7-90
Fumbles-lost	0-0	2-0
Time of possession	28:57	31:03

RUSHING

PITT.	ATT	YDS	LG	TD	CIN.	ATT	YDS	LG	TD
J.Bettis	10	52	25	1	R.Johnson	13	56	20t	1
V.Haynes	3	46	26	0	J.Kitna	4	25	12	0
W.Parker	16	38	7	0	C.Perry	2	3	2	0
A.Randle El	1	5	5	0	K.Larson	1	0	0	0
B.Roethlisberger	4	3	6	0					
TOTALS	34	144	26	1	TOTALS	20	84	20t	1

PASSING

PITT.	ATT	CMP	YDS	TD-I	CIN.	ATT	CMP	YDS	TD-I
B.Roethlisberger	19	14	208	3-0	J.Kitna	40	24	197	1-2
J.Bettis	1	0	0	0-0	C.Palmer	1	1	66	0-0
A.Randle El	1	0	0	0-0					
TOTALS	21	14	208	3-0	TOTALS	41	25	263	1-2

RECEIVING

PITT.	NO	YDS	LG	TD	CIN.	NO	YDS	LG	TD
C.Wilson	3	104	54	1	C.Perry	6	11	6	0
W.Parker	3	41	19t	1	K.Walter	5	73	24	0
H.Miller	2	15	9	0	C.Johnson	4	59	24	0
A.Randle El	2	15	15	0	T.Houshmandzadeh	4	25	8	1
H.Ward	2	10	5t	1	R.Johnson	2	14	11	0
V.Haynes	1	14	14	0	M.Schobel	2	11	8	0
J.Tuman	1	9	9	0	C.Henry	1	66	66	0
					R.Kelly	1	4	4	0
TOTALS	14	208	54	3	TOTALS	25	263	66	1

DEFENSE

Pittsburgh (press box stats) — ST-AT-TT: T.Carter 7-0-7, L.Foote 4-3-7, D.Townsend 5-1-6, T.Polamalu 4-2-6, J.Farrior 3-1-4, C.Haggans 2-2-4, I.Taylor 3-0-3, C.Hope 1-2-3, A.Smith 1-2-3, J.Porter 0-3-3, C.Hampton 2-0-2, C.Hoke 1-1-2, B.McFadden 1-0-1, S.Morey 1-0-1, T.Kirschke 1-0-1, A.Frazier 0-1-1. SKS.-YDS.: C.Hoke 1-2, L.Foote 0.5-4.5, C.Haggans 0.5-4.5, T.Polamalu 0.5-2.5, J.Porter 0.5-2.5, (team) 1-4. INT.-YDS.: J.Farrior 1-22, T.Polamalu 1-4, C.Hope 0-5. PD: I.Taylor 2, D.Townsend 2, J.Farrior 1, C.Hope 1, T.Polamalu 1. FF: None. FR-YDS.: None.

Cincinnati (press box stats) — ST-AT-TT: D.Pollack 5-3-8, O.Thurman 3-5-8, K.Kaesviharn 4-2-6, I.Ohaletle 4-0-4, D.O'Neal 4-0-4, T.James 3-1-4, B.Simmons 3-1-4, J.Smith 3-1-4, R.Geathers 2-0-2, L.Johnson 0-2-2, B.Robinson 1-0-1, R.Bauman 0-1-1, H.Navies 0-1-1, S.Smith 0-1-1. SKS.-YDS.: D.Pollack 1-6. INT.-YDS.: None. PD: R.Geathers 1, D.O'Neal 1. FF: None. FR-YDS.: None.

2009 SEASON

AFC WILD CARD PLAYOFF

**N.Y. Jets 24, Cincinnati Bengals 14
Saturday, Jan. 9, 2010 at Paul Brown Stadium**

In a Wild Card Playoff that was relatively even in most statistical categories, the AFC North Champion Bengals were minus-two in turnover differential and could not hold an early lead against the visiting Jets. Cincinnati led 7-0 after the first quarter, on an 11-yard TD pass from QB Carson Palmer to WR Laveranues Coles, but New York gained a 14-7 halftime lead with two scores in a span of less than six minutes in the second quarter. Possession for the go-ahead TD drive was gained by the Jets on an INT by Pro Bowl CB Darrelle Revis. The Bengals' second-half comeback efforts were crippled by missed FG attempts of 35 and 28 yards by K.Shayne Graham. Bengals HB Cedric Benson scored on a 47-yard run in the fourth quarter, and his 169 rushing yards for the game set a Bengals postseason record. The Jets defeated the San Diego Chargers in their Divisional Playoff the following week to advance to the AFC Championship game, where they lost to the Indianapolis Colts.

SCORE BY PERIODS	1	2	3	4	OT	PTS.
N.Y. Jets	0	14	7	3	—	24
Cincinnati	7	0	0	7	—	14

TEAM — SCORING PLAY	QTR.-LEFT
Cin. — L.Coles 11 pass from C.Palmer (S.Graham kick)	1-7:07
NYJ — S.Greene 39 run (J.Feely kick)	2-11:52
NYJ — D.Keller 45 pass from M.Sanchez (J.Feely kick)	2-6:19
NYJ — T.Jones 9 run (J.Feely kick)	3-2:18
Cin. — C.Benson 47 run (S.Graham kick)	4-11:04
NYJ — J.Feely 20 field goal	4-5:47

Missed FGs: S.Graham (35WL, 28WR). Attendance: 63,686. Time: 3:02.

TEAM STATISTICS	NYJ	CIN.
First downs	15	18
Third down conversions-attempts	3-12	5-14
Total net yards	353	281
Net yards rushing	171	171
Net yards passing	182	110
Pass attempts-completions-interceptions	15-12-0	36-18-1
Sacks against-yards lost	0-0	3-36
Punts-average	7-31.4	4-48.0
Punt returns-yards	2-26	1-23
Kickoff returns-yards	3-56	5-128
Penalties-yards	9-76	6-55
Fumbles-lost	0-0	2-1
Time of possession	33:02	26:58

RUSHING

NYJ	ATT	YDS	LG	TD	CIN.	ATT	YDS	LG	TD
S.Greene	21	135	39t	1	C.Benson	21	169	47t	1
T.Jones	15	34	9t	1	C.Palmer	1	2	2	0
B.Smith	2	4	2	0					
M.Sanchez	3	-2	0	0					
TOTALS	41	171	39t	2	TOTALS	22	171	47t	1

PASSING

NYJ	ATT	CMP	YDS	TD-I	CIN.	ATT	CMP	YDS	TD-I
M.Sanchez	15	12	182	1-0	C.Palmer	36	18	146	1-1
TOTALS	15	12	182	1-0	TOTALS	36	18	146	1-1

RECEIVING

NYJ	NO	YDS	LG	TD	CIN.	NO	YDS	LG	TD
J.Cotchery	6	67	18	0	L.Coles	6	48	13	1
D.Keller	3	99	45t	1	Q.Cosby	3	26	14	0
B.Edwards	2	15	16	0	C.Benson	3	12	5	0
B.Smith	1	1	1	0	C.Johnson	2	28	19	0
					A.Caldwell	2	25	13	0
					B.Leonard	2	7	6	0
TOTALS	12	182	45t	1	TOTALS	18	146	19	1

DEFENSE

N.Y. Jets (press box stats) — ST-AT-TT: B.Thomas 7-0-7, S.Ellis 5-1-6, L.Sheppard 5-1-6, B.Scott 2-3-5, D.Harris 3-1-4, C.Pace 3-1-4, J.Leonhard 2-2-4, D.Revis 2-1-3, D.Coleman 2-0-2, D.Lowery 1-1-2, M.Douglas 0-2-2, K.Rhodes 0-2-2, J.Ihedigbo 1-0-1, M.Devito 0-1-1, H.Green 0-1-1, S.Pouha 0-1-1. SKS.-YDS.: J.Leonhard 1-18, S.Ellis 1-10, B.Thomas 1-8. INT.-YDS.: D.Revis 1-20. PD: D.Lowery 2, L.D.Revis 1, B.Scott 1, Sheppard 1, B.Thomas 1. FF: J.Leonhard 1, B.Thomas 1. FR-YDS.: S.Ellis 1-0.

Cincinnati (press box stats) — ST-AT-TT: C.Ndukwe 7-3-10, Dh.Jones 4-3-7, L.Hall 4-2-6, J.Joseph 3-2-5, T.Johnson 2-3-5, J.Fanene 4-0-4, C.Crocker 3-1-4, K.Rivers 3-1-4, B.Johnson 1-3-4, D.Peko 1-3-4, R.Geathers 1-2-3, M.Trent 1-1-2. SKS.-YDS.: None. INT.-YDS.: None. PD: B.Johnson 2. FF: None. FR-YDS.: None.

2011 SEASON

AFC WILD CARD PLAYOFF

Houston Texans 31, Cincinnati Bengals 10
Saturday, Jan. 7, 2012 at Reliant Stadium

The visiting Bengals set the tone early with a one-yard Cedric Benson TD, a Mike Nugent FG and a strong defensive first half. But big plays would prove to be the difference in the game, and Houston had plenty. With 52 seconds left in the first half, Texans DE J.J. Watt intercepted an Andy Dalton pass and returned it 29 yards for a TD, stirring an already-raucous Reliant Stadium crowd. Trailing 17-10 entering the second half, the Bengals briefly kept the game close, but the Texans pulled ahead 24-10 when WR Andre Johnson scored on a 40-yard reception with 1:08 left in the third quarter. With 5:15 left in the contest, Texans RB Arian Foster, who had a game-high 152 rushing yards, ran 42 yards down the right sideline for a TD that completed the scoring. Bengals QB and Houston area native Andy Dalton passed 27-for-42 for 257 yards, but had three INTs. Houston advanced to the divisional round of the playoffs with the win, but lost to the Baltimore Ravens in that game, 20-13.

SCORE BY PERIODS	1	2	3	4	OT	PTS.
Cincinnati.....	7	3	0	0	—	10
Houston.....	7	10	7	7	—	31

TEAM — SCORING PLAY	QTR.-LEFT
Cin. — C.Benson 1 run (M.Nugent kick).....	1-7:34
Hou. — A.Foster 8 run (N.Rackers kick).....	1-4:57
Cin. — M.Nugent 37 field goal.....	2-7:09
Hou. — N.Rackers 39 field goal.....	2-1:48
Hou. — J.Watt 29 interception return (N.Rackers kick).....	2-0:52
Hou. — A.Johnson 40 pass from T.Yates (N. Rackers kick).....	3-1:08
Hou. — A.Foster 42 run (N.Rackers kick).....	4-5:15

Missed FGs: M.Nugent (50WR). Attendance: 71,725. Time: 3:04.

TEAM STATISTICS	CIN.	HOU.
First downs.....	21	19
Third down conversions-attempts.....	6-13	6-12
Total net yards.....	300	340
Net yards rushing.....	76	188
Net yards passing.....	224	152
Pass attempts-completions-interceptions.....	42-27-3	20-11-0
Sacks against-yards lost.....	4-33	2-7
Punts-average.....	3-48.3	5-50.2
Punt returns-yards.....	3-20	3-12
Kickoff returns-yards.....	1-22	0-0
Penalties-yards.....	3-25	5-87
Fumbles-lost.....	1-0	0-0
Time of possession.....	30:17	29:43

RUSHING

CIN.	ATT	YDS	LG	TD	HOU.	ATT	YDS	LG	TD
B.Leonard	3	34	19	0	A.Foster	24	153	42t	2
A.Dalton	3	17	15	0	B.Tate	9	37	9	0
C.Benson	7	14	7	1	J.Casey	1	0	0	0
B.Scott	6	11	4	0	T.Yates	1	-2	-2	0
TOTALS	19	76	19	1	TOTALS	35	188	42t	2

PASSING

CIN.	ATT	CMP	YDS	TD-I	HOU.	ATT	CMP	YDS	TD-I
A.Dalton	42	27	257	0-3	T.Yates	20	11	159	1-0
TOTALS	42	27	257	0-3	TOTALS	20	11	159	1-0

RECEIVING

CIN.	NO	YDS	LG	TD	HOU.	NO	YDS	LG	TD
B.Leonard	6	36	16	0	A.Johnson	5	90	40t	1
A.Green	5	47	21	0	A.Foster	3	29	15	0
J.Gresham	5	46	16	0	O.Daniels	2	29	21	0
J.Simpson	3	33	16	0	K.Walter	1	11	11	0
B.Scott	3	29	11	0					
R.Whalen	2	24	20	0					
D.Lee	1	36	36	0					
A.Hawkins	1	8	8	0					
C.Benson	1	-2	-2	0					
TOTALS	27	257	36	0	TOTALS	11	159	40t	1

DEFENSE

Cincinnati (press box stats) — ST-AT-TT: T.Howard 6-0-6, J.Fanene 5-1-6, R.Nelson 5-1-6, M.Lawson 4-1-5, A.Jones 4-0-4, D.Peko 4-0-4, G.Atkins 3-1-4, N.Clements 3-1-4, R.Geathers 2-1-3, R.Mauluga 1-2-3, C.Crocker 2-0-2, K.Jennings 2-0-2, F.Rucker 1-1-2, C.Dunlap 1-0-1, D.Skuta 1-0-1. SKS.-YDS.: R.Nelson 1-7, G.Atkins 1-0. INT.-YDS.: None. PD: N.Clements 1, C.Crocker 1, J.Fanene 1. FF: None. FR-YDS.: None.

Houston (press box stats) — ST-AT-TT: B.Cushing 5-3-8, D.Manning 5-2-7, J.Joseph 6-0-6, A.Smith 5-0-5, G.Quin 4-1-5, J.Allen 3-2-5, B.Reed 3-2-5, K.Jackson 3-1-4, E.Mitchell 3-1-4, D.Ryans 2-2-4, C.Barwin 3-0-3, S.Cody 1-2-3, J.Watt 2-0-2, T.Jamison 1-1-2, Q.Demps 1-0-1, T.Dobbins 1-0-1. SKS.-YDS.: E.Mitchell 1-9, B.Reed 1-9, A.Smith 1-8, J.Watt 1-7. INT.-YDS.: J.Watt 1-29, D.Manning 1-0, J.Joseph 1-(-1). PD: J.Joseph 2, B.McCain 2, J.Allen 1, T.Jamison 1, D.Manning 1, E.Mitchell 1, J.Watt 1. FF: None. FR-YDS.: None.

2012 SEASON

AFC WILD CARD PLAYOFF

Houston Texans 19, Cincinnati Bengals 13
Sunday, Jan. 5, 2013 at Reliant Stadium

The Bengals were outgained 420-198 and had only 21:11 possession time, but they hung in against the favored Texans on the strength of a defensive TD and excellent defense in the red zone. Cincinnati had a first down at the Houston 35 with 3:40 to play, looking for a TD for the lead, but the offense could get no farther, and Houston ran out the clock after Cincinnati surrendered the ball on downs. The Bengals got their lone TD on a 21-yard Leon Hall INT return in the second quarter, a play that gave Cincinnati a 7-6 lead. The defense overall was in a bend-but-not-break mode, allowing four red-zone penetrations but forcing the Texans to settle for one TD and three FGs. Houston RB Arian Foster was the day's outstanding individual performer, rushing for 140 yards on 32 carries.

SCORE BY PERIODS	1	2	3	4	OT	PTS.
Cincinnati.....	0	7	3	3	—	13
Houston.....	3	6	7	3	—	19

TEAM — SCORING PLAY	QTR.-LEFT
Hou. — S.Graham 48 field goal.....	1-7:49
Hou. — S.Graham 27 field goal.....	2-13:07
Cin. — L.Hall 21 interception return (J.Brown kick).....	2-9:30
Hou. — S.Graham 22 field goal.....	2-2:19
Hou. — A.Foster 1 run (S.Graham kick).....	3-10:31
Cin. — J.Brown 34 field goal.....	3-7:48
Hou. — S.Graham 24 field goal.....	4-14:17
Cin. — J.Brown 47 field goal.....	4-9:03

Missed FGs: None. Attendance: 71,738. Time: 3:03.

TEAM STATISTICS	CIN.	HOU.
First downs.....	12	24
Third down conversions-attempts.....	0-9	8-17
Total net yards.....	198	420
Net yards rushing.....	80	158
Net yards passing.....	118	262
Pass attempts-completions-interceptions.....	30-14-1	38-29-1
Sacks against-yards lost.....	2-9	0-0
Punts-average.....	5-46.6	3-42.0
Punt returns-yards.....	3-12	2-14
Kickoff returns-yards.....	6-156	2-47
Penalties-yards.....	5-51	7-55
Fumbles-lost.....	1-0	0-0
Time of possession.....	21:11	38:49

RUSHING

CIN.	ATT	YDS	LG	TD	HOU.	ATT	YDS	LG	TD
B.Green-Ellis	11	63	29	0	A.Foster	32	140	17	1
A.Dalton	4	15	12	0	K.Martin	1	16	16	0
B.Leonard	1	2	2	0	M.Schaub	4	1	2	0
					B.Tate	2	1	1	0
TOTALS	16	80	29	0	TOTALS	39	158	17	1

PASSING

CIN.	ATT	CMP	YDS	TD-I	HOU.	ATT	CMP	YDS	TD-I
A.Dalton	30	14	127	0-1	M.Schaub	38	29	262	0-1
TOTALS	30	14	127	0-1	TOTALS	38	29	262	0-1

RECEIVING

CIN.	NO	YDS	LG	TD	HOU.	NO	YDS	LG	TD
A.Green	5	80	45	0	O.Daniels	9	91	19	0
M.Jones	3	34	15	0	A.Foster	8	34	13	0
A.Hawkins	2	15	8	0	A.Johnson	4	62	22	0
J.Gresham	2	7	6	0	K.Walter	4	26	12	0
B.Green-Ellis	2	-9	-3	0	G.Graham	3	29	20	0
					J.Casey	1	20	20	0
TOTALS	14	127	45	0	TOTALS	29	262	22	0

DEFENSE

Cincinnati (press box stats) — ST-AT-TT: R.Nelson 9-1-10, R.Mauluga 6-4-10, N.Clements 8-1-9, T.Newman 7-0-7, V.Burfict 4-2-6, L.Hall 4-0-4, P.Sims 4-0-4, D.Peko 3-1-4, R.Geathers 2-2-4, C.Dunlap 2-1-3, G.Atkins 1-2-3, M.Lawson 2-0-2, M.Johnson 1-1-2, E.Lamur 1-1-2, A.Jones 1-0-1, D.Skuta 1-0-1, W.Gilberry 0-1-1. SKS.-YDS.: None. INT.-YDS.: L.Hall 1-21. PD: L.Hall 1, A.Jones 1, T.Newman 1. FF: None. FR-YDS.: None.

Houston (press box stats) — ST-AT-TT: J.Joseph 5-0-5, J.Watt 5-0-5, B.James 4-0-4, S.Keo 2-2-4, B.Reed 3-0-3, C.Barwin 2-0-2, K.Jackson 2-0-2, G.Quin 2-0-2, A.Smith 2-0-2, B.Harris 1-0-1, D.Manning 1-0-1, E.Mitchell 1-0-1, B.Ruud 1-0-1. SKS.-YDS.: J.Watt 1-9, B.Reed 1-0. INT.-YDS.: J.Joseph 1-14. PD: G.Quin 3, K.Jackson 2, J.Joseph 2, J.Watt 2, C.Barwin 1, B.Harris 1. FF: None. FR-YDS.: None.

2013 SEASON

AFC WILD CARD PLAYOFF

San Diego Chargers 27, Cincinnati Bengals 10
Sunday, Jan. 5, 2014 at Paul Brown Stadium

The AFC North Division champion Bengals piled up a 439-318 yardage edge in their Wild Card playoff vs. San Diego, but the Chargers won with relative ease while posting a plus-four edge in turnover differential (four takeaways, no giveaways). The Bengals held a 10-7 halftime lead, but San Diego went ahead on an 80-yard TD drive on its first possession of the third quarter. The Chargers added a third-quarter FG after Bengals QB Andy Dalton lost a fumble, and the Chargers tacked on a fourth-quarter TD following an INT. The Bengals' lone TD came on a four-yard second-quarter pass from Dalton to TE Jermaine Gresham. WR Marvin Jones set a Bengals postseason record with 130 receiving yards, topping a former mark of 120 by Cris Collinsworth, and Dalton's 334 passing yards were second-most in Bengals postseason annals. The Chargers, a Wild Card playoff entry, advanced to a Divisional round game at New England.

SCORE BY PERIODS	1	2	3	4	OT	PTS.
San Diego	7	0	10	10	—	27
Cincinnati	0	10	0	0	—	10

TEAM — SCORING PLAY	QTR.-LEFT
S.D. — D.Woodhead 5 run (N.Novak kick)	1-0:48
Cin. — J.Gresham 4 pass from A.Dalton (M.Nugent kick)	2-5:59
Cin. — M.Nugent 46 field goal	2-0:00
S.D. — L.Green 4 pass from P.Rivers (N.Novak kick)	3-6:46
S.D. — N.Novak 25 field goal	3-2:00
S.D. — N.Novak 23 field goal	4-14:16
S.D. — R.Brown 58 run (N.Novak kick)	4-2:17

Missed FGs: None. Attendance: 62,277. Time: 3:10.

TEAM STATISTICS	S.D.	CIN.
First downs	16	27
Third down conversions-attempts	4-12	3-12
Total net yards	318	439
Net yards rushing	196	113
Net yards passing	122	326
Pass attempts-completions-interceptions	16-12-0	51-29-2
Sacks against-yards lost	1-6	3-8
Punts-average	6-43.2	3-39.3
Punt returns-yards	0-0	3-6
Kickoff returns-yards	1-23	6-151
Penalties-yards	5-28	4-38
Fumbles-lost	0-0	3-2
Time of possession	29:28	30:32

RUSHING

S.D.	ATT	YDS	LG	TD	CIN.	ATT	YDS	LG	TD
R.Brown	8	77	58t	1	G.Bernard	12	45	12	0
D.Woodhead	15	54	9	1	B.Green-Ellis	8	42	12	0
R.Mathews	13	52	8	0	A.Dalton	5	26	12	0
E.Royal	1	9	9	0					
P.Rivers	2	4	2	0					
L.McClain	1	0	0	0					
TOTALS	40	196	58t	2	TOTALS	25	113	12	0

PASSING

S.D.	ATT	CMP	YDS	TD-I	CIN.	ATT	CMP	YDS	TD-I
P.Rivers	16	12	128	1-0	A.Dalton	51	29	334	1-2
TOTALS	16	12	128	1-0	TOTALS	51	29	334	1-2

RECEIVING

S.D.	NO	YDS	LG	TD	CIN.	NO	YDS	LG	TD
L.Green	3	34	22	1	M.Jones	8	130	49	0
K.Allen	2	21	12	0	G.Bernard	7	73	17	0
D.Woodhead	2	14	11	0	J.Gresham	7	64	13	1
R.Mathews	2	12	9	0	A.Green	3	34	14	0
E.Royal	1	33	33	0	A.Hawkins	3	20	10	0
R.Brown	1	9	9	0	M.Sanu	1	13	13	0
A.Gates	1	5	5	0					
TOTALS	12	128	33	1	TOTALS	29	334	49	1

DEFENSE

San Diego (press box stats) — ST-AT-TT: D.Butler 9-3-12, M.Te'o 3-4-7, J.Addae 4-1-5, M.Gilchrist 3-2-5, J.Johnson 3-2-5, C.Liuget 3-2-5, R.Walker 3-2-5, E.Weddle 3-2-5, S.Wright 3-2-5, M.Ingram 0-3-3, R.Marshall 2-0-2, C.Thomas 2-0-2, D.Stuckey 1-1-2, L.Guy 1-0-1, K.Reyes 0-1-1. SKS.-YDS.: J.Johnson 1-4, C.Thomas 1-3, C.Liuget 1-1. INT.-YDS.: S.Wright 1-30, M.Ingram 1-3. PD: D.Stuckey 2, M.Ingram 1, K.Reyes 1, E.Weddle 1, S.Wright 1. FF: D.Butler 1. FR-YDS.: R.Marshall 1-13, J.Addae 1-0.

Cincinnati (press box stats) — ST-AT-TT: R.Mauluga 12-3-15, A.Jones 7-0-7, V.Burfit 2-5-7, B.Thompson 3-2-5, R.Nelson 4-0-4, C.Dunlap 2-2-4, J.Harrison 3-0-3, W.Gilberry 2-1-3, G.Iloka 2-0-2, D.Kirkpatrick 2-0-2, D.Peko 2-0-2, C.Crocker 1-1-2, M.Johnson 1-0-1. SKS.-YDS.: V.Burfit 0.5-3, C.Crocker 0.5-3. INT.-YDS.: None. PD: None. FF: None. FR-YDS.: None.

2014 SEASON

AFC WILD CARD PLAYOFF

Indianapolis Colts 26, Cincinnati Bengals 10
Sunday, Jan. 4, 2015 at Lucas Oil Stadium

Significantly depleted in their receiving corps, the Bengals were no match for the AFC South champion Colts. Indianapolis QB Andrew Luck passed for 376 yards, re-setting a Bengals opponent playoff record previously held by QB Joe Montana from Super Bowl XXIII (357). The Colts totaled 482 yards to Cincinnati's 254. The Bengals moved the ball well on their first two possessions and were tied 7-7 late in the first quarter, after a 74-yard TD drive. At halftime, Cincinnati trailed by only 13-10, thanks to a 57-yard Mike Nugent FG near the end of the second quarter. The 57-yarder was a Bengals postseason record by 10 yards and topped by two yards the team regular-season record of 55 that Nugent shared with K Chris Bahr. But the Bengals managed only 98 net yards and no points in the second half, while the Colts struck for a Luck 36-yard TD pass and two FGs by K Adam Vinatieri. The Bengals played without their top two leaders in receptions — WR A.J. Green (concussion) and TE Jermaine Gresham (back strain).

SCORE BY PERIODS	1	2	3	4	OT	PTS.
Cincinnati	7	3	0	0	—	10
Indianapolis	7	6	10	3	—	26

TEAM — SCORING PLAY	QTR.-LEFT
Ind. — D.Herron 2 run (A.Vinatieri kick)	1-11:05
Cin. — J.Hill 1 run (M.Nugent kick)	1-1:28
Ind. — A.Vinatieri 38 field goal	2-12:41
Ind. — A.Vinatieri 29 field goal	2-8:34
Cin. — M.Nugent 57 field goal	2-0:10
Ind. — D.Moncrief 36 pass from A.Luck (A.Vinatieri kick)	3-7:48
Ind. — A.Vinatieri 22 field goal	3-1:31
Ind. — A.Vinatieri 53 field goal	4-11:31

Missed FGs: None. Attendance: 63,385. Time: 3:06.

TEAM STATISTICS	CIN.	IND.
First downs	14	22
Third down conversions-attempts	6-15	6-14
Total net yards	254	482
Net yards rushing	110	114
Net yards passing	144	368
Pass attempts-completions-interceptions	35-18-0	44-31-0
Sacks against-yards lost	3-11	1-8
Punts-average	8-47.5	4-51.5
Punt returns-yards	2-20	5-35
Kickoff returns-yards	3-80	3-76
Penalties-yards	6-45	9-66
Fumbles-lost	1-1	2-1
Time of possession	25:50	34:10

RUSHING

CIN.	ATT	YDS	LG	TD	IND.	ATT	YDS	LG	TD
J.Hill	13	47	18	1	D.Herron	12	56	27	1
A.Dalton	4	34	16	0	Z.Tipton	11	40	11	0
R.Burkhead	1	23	23	0	A.Luck	2	18	18	0
G.Bernard	3	6	6	0					
TOTALS	21	110	23	1	TOTALS	25	114	27	1

PASSING

CIN.	ATT	CMP	YDS	TD-I	IND.	ATT	CMP	YDS	TD-I
A.Dalton	35	18	155	0-0	A.Luck	44	31	376	1-0
TOTALS	35	18	155	0-0	TOTALS	44	31	376	1-0

RECEIVING

CIN.	NO	YDS	LG	TD	IND.	NO	YDS	LG	TD
G.Bernard	8	46	13	0	D.Herron	10	85	18	0
R.Hewitt	3	37	14	0	T.Hilton	6	103	30	0
R.Burkhead	3	34	26	0	H.Nicks	3	59	45	0
M.Sanu	3	31	11	0	D.Moncrief	3	54	36t	1
K.Brock	1	7	7	0	D.Allen	3	30	12	0
					J.Doyle	3	9	4	0
					C.Fleener	1	18	18	0
					R.Wayne	1	12	12	0
					Z.Tipton	1	6	6	0
TOTALS	18	155	26	0	TOTALS	31	376	45	1

DEFENSE

Cincinnati (press box stats) — ST-AT-TT: V.Rey 5-6-11, E.Lamur 6-0-6, A.Jones 4-2-6, R.Nelson 4-1-5, M.Flowers 3-2-5, G.Iloka 2-3-5, B.Thompson 2-2-4, T.Newman 3-0-3, G.Atkins 2-1-3, D.Kirkpatrick 2-1-3, D.Peko 1-2-3, D.Dennard 2-0-2, R.Mauluga 2-0-2, C.Dunlap 1-1-2, L.Hall 1-1-2, W.Gilberry 0-2-2, M.Hunt 0-2-2. SKS.-YDS.: G.Atkins 0.5-4, M.Hunt 0.5-4. INT.-YDS.: None. PD: L.Hall 1, D.Kirkpatrick 1, R.Mauluga 1, T.Newman 1. FF: D.Dennard 1, V.Rey 1. FR-YDS.: R.Nelson 1-6.

Indianapolis (press box stats) — ST-AT-TT: J.Freeman 7-8-15, M.Adams 7-2-9, D.Jackson 2-4-6, V.Davis 4-0-4, L.Landry 1-2-3, G.Toler 2-0-2, E.Walden 2-0-2, D.Butler 1-1-2, C.Redding 1-1-2, A.Jones 0-2-2, J.Chapman 1-0-1, M.Hughes 1-0-1, R.Jean Francois 0-1-1, J.Nydoms 0-1-1. SKS.-YDS.: J.Freeman 1.5-5.5, C.Redding 1-3, R.Jean Francois 0.5-2.5. INT.-YDS.: None. PD: G.Toler 3, C.Redding 2, M.Adams 1, V.Davis 1, D.Jackson 1, E.Walden 1. FF: J.Freeman 1. FR-YDS.: M.Hughes 1-0.

2015 SEASON

AFC WILD CARD PLAYOFF

Pittsburgh Steelers 18, Cincinnati Bengals 16
Saturday, Jan. 9, 2016 at Paul Brown Stadium

The Bengals rallied from a 15-0 deficit to take a 16-15 lead with 1:50 to play, and Cincinnati had a first down at the Steelers' 26-yard line with 1:36 left. But Pittsburgh recovered a fumble by HB Jeremy Hill on the next Bengals play, and the Steelers drove for a game-winning 37-yard FG at the 0:14 mark, aided by two personal foul penalties against Cincinnati. The Bengals had rallied to take the lead with three fourth-quarter scores — a one-yard TD run by Hill, a 36-yard Mike Nugent FG and a 25-yard TD pass from QB AJ McCarron to WR A.J. Green. McCarron, as he had in the last three regular-season games, was subbing for injured No. 1 QB Andy Dalton. The Bengals had the home field after winning the AFC North Division with a 12-4 record, but the 10-6 Steelers earned a Wild Card berth and advanced with the win to the Divisional playoff round.

SCORE BY PERIODS table with columns 1, 2, 3, 4, OT, PTS. Pittsburgh 0, 6, 9, 3, —, 18. Cincinnati 0, 0, 0, 16, —, 16.

TEAM — SCORING PLAY QTR.-LEFT table listing plays like C.Boswell 39 field goal, M.Bryant 10 pass from B.Roethlisberger, etc.

Missed FGs: None. Attendance: 63,257. Time: 3:41.

TEAM STATISTICS table comparing Pitt and Cin stats like First downs, Total net yards, etc.

RUSHING table with columns PITT., ATT, YDS, LG, TD, CIN., ATT, YDS, LG, TD.

PASSING table with columns PITT., ATT, CMP, YDS, TD-I, CIN., ATT, CMP, YDS, TD-I.

RECEIVING table with columns PITT., NO, YDS, LG, TD, CIN., NO, YDS, LG, TD.

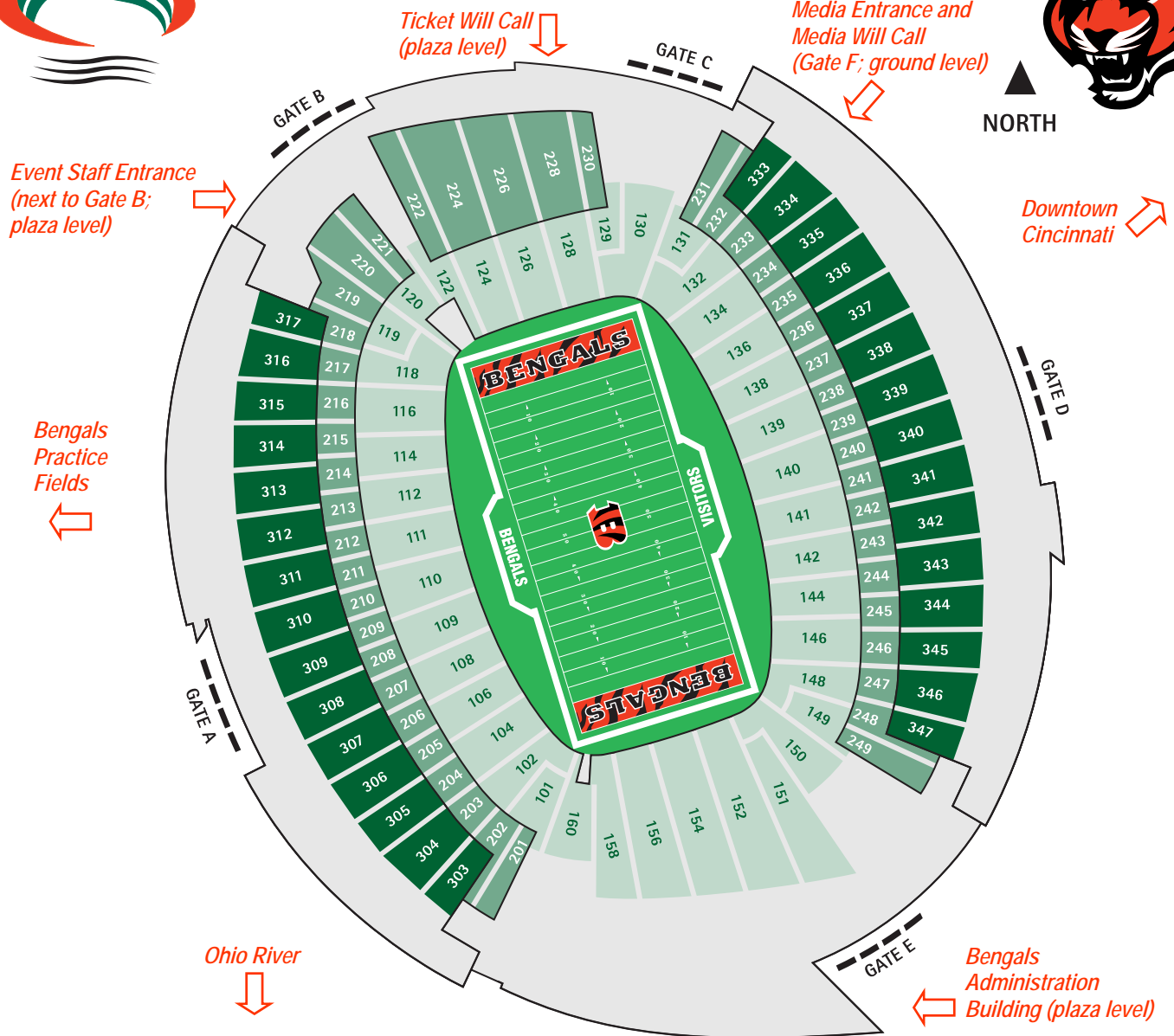
DEFENSE

Pittsburgh (press box stats) — ST-AT-TT: R.Shazier 9-4-13, W.Gay 4-1-5, J.Harrison 3-1-4, J.Jones 2-2-4, A.Moats 2-2-4, L.Timmons 2-2-4, W.Allen 3-0-3, B.Dupree 2-1-3, S.Tuitt 1-2-3, B.Boykin 2-0-2, M.Mitchell 2-0-2, C.Thomas 1-1-2, A.Blake 1-0-1, C.Heyward 1-0-1, S.McLendon 1-0-1, V.Williams 1-0-1. SKS.-YDS.: J.Jones 1-11, C.Heyward 1-11, J.Harrison 1-2. INT.-YDS.: A.Blake 1-35. PD: R.Shazier 2, A.Blake 1, R.Golden 1. FF: R.Shazier 2, C.Heyward 1, J.Jones 1. FR.-YDS.: C.Thomas 1-11, R.Shazier 1-0, R.Cockrell 1-(-3).

Cincinnati (press box stats) — ST-AT-TT: R.Mauluga 7-3-10, V.Burfict 5-1-6, S.Williams 5-0-5, G.Iloka 4-1-5, M.Johnson 4-1-5, G.Atkins 3-0-3, R.Nelson 3-0-3, D.Smith 3-0-3, D.Kirkpatrick 2-1-3, C.Lewis-Harris 2-1-3, C.Dunlap 1-2-3, L.Hall 2-0-2, A.Jones 1-1-2, V.Rey 1-1-2, W.Clarke 1-0-1, A.Hawk 1-0-1, W.Gilberry 0-1-1, P.Sims 0-1-1. SKS.-YDS.: V.Burfict 1-12, R.Nelson 1-10, G.Atkins 1-5, C.Dunlap 0.5-5.5, P.Sims 0.5-5.5. INT.-YDS.: V.Burfict 1-0. PD: V.Burfict 1, C.Dunlap 1, L.Hall 1, C.Lewis-Harris 1, V.Rey 1, P.Sims 1. FF: V.Burfict 1, S.Williams 1. FR.-YDS.: G.Iloka 1-0.



Paul Brown Stadium Seating Diagram and Ticket Information



Paul Brown Stadium seats 65,515 for Bengals games. Ticket information is available online by visiting www.bengals.com/tickets. Fans can purchase tickets, which range in price from \$25-\$65 in preseason and start at \$40 in regular season (a dynamic pricing system is in place for regular-season games), in any of the following three ways:

- 1) By telephone by contacting the Bengals ticket office at 513-621-TDTD (8383) or TicketMaster at 1-800-745-3000.
- 2) Online by visiting www.bengals.com/tickets or www.ticketmaster.com.
- 3) In person from 9 a.m.-5 p.m. Monday through Friday at the Bengals ticket office, located in the team's administrative offices on the Plaza Level near Gate E on the southeast side of the stadium. On game days, the ticket office is located on the Plaza Level between Gates B and C on the north side of the stadium, opening four hours prior to kickoff for day-of-game ticket purchases.

For information about season tickets, contact the Bengals ticket office at 513-621-TDTD (8383) or visit www.bengals.com/tickets. For information about club seats, private suites and hospitality opportunities, contact the team's premium seat sales department at the same number or visit www.bengals.com/tickets.

Paul Brown Stadium seating elevations are divided into three primary levels. The capacities and ticket prices:

SEATING AREA	*NO. OF SEATS	*PRESEASON	*REG.-SEASON
Field Level (light green sections in above diagram)	28,385	\$45-\$65	start at \$65
Club Level (medium green; includes private suites)	17,800	\$35-\$48	start at \$50
Canopy Level (dark green)	19,330	\$25-\$50	start at \$40
	65,515		

**NOTE: Prices listed are for non-premium, single-game tickets only. For information about the pricing of club seats, private suites and hospitality opportunities, contact the Bengals' premium seat sales department at 513-621-TDTD (8383). The stadium capacity listed does not include additional standing room seats in private suites, or wheelchair-accessible seating locations.*



CINCINNATI BENGALS

One Paul Brown Stadium, Cincinnati, Ohio 45202

Administrative Offices: (513) 621-3550 | FAX: (513) 621-3570

Bengals Ticket Hotline: (513) 621-8383 | Toll-free Ticket Hotline: (866) 621-8383

www.bengals.com

2017 SCHEDULE

Preseason

DAY	DATE	OPPONENT	TIME
Fri.	Aug. 11	TAMPA BAY	7:30 p.m.
Sat.	Aug. 19	KANSAS CITY	7 p.m.
Sun.	Aug. 27	at Washington (FOX)	4:30 p.m.
Thurs.	Aug. 31	at Indianapolis	7 p.m.

Regular season

DAY	DATE	OPPONENT	TIME
Sun.	Sept. 10	BALTIMORE	1 p.m.
Thurs.	Sept. 14	HOUSTON (NFL Network)	8:25 p.m.
Sun.	Sept. 24	at Green Bay	4:25 p.m.
Sun.	Oct. 1	at Cleveland	1 p.m.
Sun.	Oct. 8	BUFFALO*	1 p.m.
Sun.	Oct. 15	— BYE —	
Sun.	Oct. 22	at Pittsburgh*	1 p.m.
Sun.	Oct. 29	INDIANAPOLIS*	1 p.m.
Sun.	Nov. 5	at Jacksonville*	1 p.m.
Sun.	Nov. 12	at Tennessee*	1 p.m.
Sun.	Nov. 19	at Denver*	4:25 p.m.
Sun.	Nov. 26	CLEVELAND*	1 p.m.
Mon.	Dec. 4	PITTSBURGH (ESPN)	8:30 p.m.
Sun.	Dec. 10	CHICAGO*	1 p.m.
Sun.	Dec. 17	at Minnesota*	1 p.m.
Sun.	Dec. 24	DETROIT	1 p.m.
Sun.	Dec. 31	at Baltimore*	1 p.m.

All times are Eastern.

An asterisk (*) denotes a game subject to flexible scheduling.