



BEARS



2017 CHICAGO BEARS  
**MEDIA GUIDE**



## 2017 SCHEDULE

### PRESEASON

<b>THURSDAY</b>	<b>AUGUST 10</b>	<b>BRONCOS</b>	<b>7:00PM</b>	<b>FOX 32</b>
Saturday	August 19	@ Arizona	9:00pm	FOX 32
Sunday	August 27	@ Tennessee	Noon	FOX
<b>THURSDAY</b>	<b>AUGUST 31</b>	<b>BROWNS</b>	<b>7:00PM</b>	<b>FOX 32</b>

### REGULAR SEASON

<b>SUNDAY</b>	<b>SEPTEMBER 10</b>	<b>FALCONS</b>	<b>NOON</b>	<b>FOX</b>
Sunday	September 17	@ Tampa Bay	Noon	FOX
<b>SUNDAY</b>	<b>SEPTEMBER 24</b>	<b>STEELERS</b>	<b>NOON</b>	<b>CBS</b>
Thursday	September 28	@ Green Bay	7:25pm	CBS/NFLN
<b>MONDAY</b>	<b>OCTOBER 9</b>	<b>VIKINGS</b>	<b>7:30PM</b>	<b>ESPN</b>
Sunday	October 15	@ Baltimore	Noon*	FOX
<b>SUNDAY</b>	<b>OCTOBER 22</b>	<b>PANTHERS</b>	<b>NOON*</b>	<b>FOX</b>
Sunday	October 29	@ New Orleans	Noon*	FOX
Sunday	November 5	Bye		
<b>SUNDAY</b>	<b>NOVEMBER 12</b>	<b>PACKERS</b>	<b>NOON*</b>	<b>FOX</b>
<b>SUNDAY</b>	<b>NOVEMBER 19</b>	<b>LIONS</b>	<b>NOON*</b>	<b>FOX</b>
Sunday	November 26	@ Philadelphia	Noon*	FOX
<b>SUNDAY</b>	<b>DECEMBER 3</b>	<b>49ERS</b>	<b>NOON*</b>	<b>CBS</b>
Sunday	December 10	@ Cincinnati	Noon*	FOX
Saturday	December 16	@ Detroit	3:30pm	NFLN
<b>SUNDAY</b>	<b>DECEMBER 24</b>	<b>BROWNS</b>	<b>NOON</b>	<b>CBS</b>
Sunday	December 31	@ Minnesota	Noon*	FOX

All games Central Time, **HOME GAMES IN CAPS AND BOLD**

\* Game dates and times subject to change

For ticket information

[ChicagoBears.com](http://ChicagoBears.com) or 847.615.BEAR



## THE STAFF

Table of Contents	1
Board of Directors	2
Staff Directory	3-5
Chairman George H. McCaskey	6
President & CEO Ted Phillips	7
General Manager Ryan Pace	8-9
Coaching Staff	10-29
Fox, John	10-13
Foglio, Vic	14
Loggains	14-15
Loggains, Dowell	16
Rodgers, Jeff	17
Anderson, Roy/Azzanni, Zach	18
Desai, Sean	19
Donatelli	20
Dunn, John/McDaniels, Ben	21
Modkins, Curtis	22
Pires, Glenn	23
Ragone, Dave	24
Rodgers, Jay	25
Smith, Frank/Staley, Brandon	26
Swinton II, Derius	27
Washburn, Jeremiah	28
Wilkinson, Ben	29
Football & Personnel Staff	30-35
Gibson, Jenn/George, Jason	30
Perry, Rick/Ngo, Pierre	31
Lucas, Josh/Sadowski, Mark	32
Kelly, Champ/Joseph, Laine	33
Breske, Nate/Campbell, Lamar	34
Medlin, Tony	35
Office Staff	36-45
The Virginia Award	45

## THE PLAYERS

Acho, Sam	48-50
Amos, Adrian	51
Amukamara, Prince	52-53
Anderson, Jonathan	54
Banks, Johnathan	55-56
Barth, Connor	57-58
Bellamy, Josh	59
Boggs, Taylor	60
Braunacker, Ben	61
Braverman, Daniel	62
Brown, Daniel	63
Bullard, Jonathan	64
Burton, Michael	65-66
Bush, Deon	67
Callahan, Bryce	68
Carey, Ka'Dem	69-70
Compton, Tom	71
Cooper, Marcus	72-73
Cruz, Victor	74-75
Cunningham, Benny	76
Demps, Quintin	77-79
Floyd, Leonard	80
Freeman, Jerrell	81-83
Fuller, Kyle	84-85
Glennon, Mike	86-87
Goldman, Eddie	88
Grasu, Hroniss	89
Hall, Deiondre	90
Hicks, Akiem	91-92
Houston, Lamar	93-95
Houston-Carson, Deandre	96
Howard, Jaye	97-98
Howard, Jordan	99-100
Jenkins, John	101
Jones, Christian	102-103
Jones-Quartey, Harold	104
Kush, Eric	105
Kwiatkowski, Nick	106
Langford, Jeremy	107-108
LeBlanc, Cre'von	109
Leno Jr., Charles	110
Long, Kyle	111
Massie, Bobby	112
McManis, Sherrick	113
McPhee, Pernell	114-116
Meredith, Cameron	117
Miller, Zach	118-119
O'Donnell, Pat	120-121
Prosniski, Chris	122-123

Pruitt, MyCole	124
Randle, Rueben	125-126
Sanchez, Mark	127-129
Scales, Patrick	130
Shaw, Connor	131
Sims, Dion	132
Sitton, Josh	133
Skruta, Dan	134-135
Sowell, Bradley	136
Thompson, Deonte	137-138
Timu, John	139
Trevathan, Danny	140-141
Unrein, Mitch	142-143
Webb, B.W.	144-145
Wheaton, Markus	146-147
White, Kevin	148
Whitehair, Cody	149
Wilson, C.J.	150
Wright, Kendall	151-152
Young, Willie	153-154
Players With Pro Experience	156-158
2017 Draftees	160-164
College Free Agents	165-170
First-Year/Rookie Roster	171
Veteran Rosters	172-173
How they got to the NFL/Chicago	174

## 2016 YEAR IN REVIEW

2016 Final Statistics	176-177
2016 Defense and Special Teams Stats	178
2016 Participation Chart	179
2016 Week-by-Week Leaders	180-181
2016 Starting Lineups	182
2016 Preseason Statistics	183
2016 Game Summaries	184-191
2016 NFL Standings	192

## RECORDS

The Last Time	194-203
Individual Rookie Records	204-205
Individual Records	207-220
Team Records-Offense	221-229
Team Records-Defense	230-237
Individual Postseason Records	238-241
Postseason Team Records-Offense	242-248
Postseason Team Records-Defense	249-250
Career Leaders	251-255
Come-From-Behind Wins	256
Bears Historical Highlights	258-263
Historical Biographies	264-266
Bears Hall of Famers	267-272
Attendance	273
Annual Statistical Leaders	274-286
100-Yard Rushing Games	287-289
100-Yard Receiving Games	290-293
300-Yard Passing Games	294-295
All-Time First-Round Draft Picks	296-97
All-Time Bears Drafts	298-307
All-Time Bears Jersey Numbers	308-319
All-Time Bears Roster	320-335
Illinois High School Bears	336
Bears Military Service Honor Roll	337
All-Time Trades	338-343
All-Time Practice Squad	344-345
Practice Squad to 53-man Roster	346
All-Time Assistant Coaches	347-348
Preseason Results, Year-by-Year	349-354
Bears Postseason Results	355
Bears Playoff Game Summaries	356-379
All-Time Results, Year-by-Year	380-436
Team-by-Team Summary	437
Team-by-Team Series Records	439-448
All-Time NFC North, Central Standings	449
Bears on Monday Night Football	450-451
Bears on Sunday Night Football	452
Bears on Thursday Night Football	453
Team-by-Team Records on SNF	453
Bears on Holidays	454
Bears Record in Overtime	455
Bears First-Team All-Pros	456
Bears in the Pro Bowl	457-458
Walter Payton Man of the Year Award	459
Brian Piccolo Award	460
Ed Block Courage Award	461

Bears Head Coaches	462
Rookie Starters	463

## ADDITIONAL INFORMATION

Soldier Field	466-470
Parking & Seating Charts	471
Halas Hall	472-473
Staley	474
Training Camp Information	475
Media Information	476
Bears Radio	477
Chicago Bears Broadcasting	478-480
Bears Care	481
Community Relations	482-483
NFL Public Relations Directory	484
2017-18 NFL Calendar	484
2017 NFL Schedule	485-487
Kickoff Weekend Wins	488
Air Miles	489

## INFORMATION BOXES

300-Yard Passing Games	294
1,000-Yard Receivers	254
1,000-Yard Rushing Seasons	252
Aikman Efficiency Ratings/Bears Share	46
Bears Uniform	263
Captains, Bears Team	462
Championship Leaders	384
College Accolades	343
Come-From-Behind Wins	256
Contract Expiration	179
Directions to Halas Hall	473
Drafted Players, Most by Position	307
Draftees by School, Most	297
Draftees, Most by College	297
Ed Block Courage Award Winners	461
Ed McCaskey Mem. Garden/Payton Center	472
Emmy Awards	46
Franchise Moves	387
Free Agent Signings	9
General Managers, All-Time	8
George Halas Statue	264
Hall of Famers, by Franchise	272
Hall of Famers, Championship Team	268-271
Helmetless Player, Last	262
Hester, Devin, All-Time Return TDs	220
Homes of the Bears	263
Illinois High School Bears Breakdown	337
International Games	462
Longest Plays at Soldier Field	218
Longest Winning/Losing Streaks	219
Monday Night Football Records, by team	451
Offensive Linemen Scores	199
Opening-Day Rookie Starters	463
Playoff Appearances	355
Pro Bowl Appearances, Bears	292
Naming the Bears	265
NFC Central Standings, All-Time	449
First Three Year Tackle Totals	488
Piccolo Award Winners	460
Playoff Record, Bears	455
Pro Bowl Selections, Most Individual	256
QB's Passing TD on First Postseason Att.	198
Quarterback Ratings	277
Quarterback Rating Formula	279
Quarterback Starting Records	278-279
Record, Bears by Stadium	386
Record, Bears vs. Extinct Franchises	438
Retired Numbers	319
Road Headquarters, Bears 2016 Hotels	476
Rookie QB Performances	464
Rookie Starters Through the Years	463
Sacks, Double Digits	286
Shutouts	217
Special Teams in the Rankings	229
Sunday Night Football Records, by team	453
Super Bowl TV Audiences	489
Tackles, Year-by-Year Leaders	229
Tickets and Travel	485
Thursday Night Football Results	453
Walter Payton Man of the Year Nominees	459
Weather, Cold	203
Weather, Windy City	203
Wrigley Record	263

## BEARS HEADQUARTERS

Halas Hall  
1920 Football Drive  
Lake Forest, IL 60045

The 2017 Chicago Bears Media Guide was produced by the Bears Media Relations Department. Staff and player photos by Bill Smith. Design by the Bears Brand Creative Department. Special thanks to Ed Kozak. Printed by The Graphic Arts Studio, Inc., Barrington, IL, (847.381.1105).



**George H. McCaskey**  
Chairman



**Virginia McCaskey**  
Secretary



**Ted Phillips**  
President and CEO




**Brian J. McCaskey**  
Member




**Ed McCaskey, Jr.**  
Member




**Michael McCaskey**  
Member



**Patrick McCaskey**  
Member



**Andrew McKenna**  
Member



**Pat Ryan**  
Member



## CHICAGO BEARS STAFF DIRECTORY

### EXECUTIVE AND OWNERSHIP

Chairman .....	George H. McCaskey
President and CEO .....	Ted Phillips
Executive Assistant .....	Katie Nagle
General Manager .....	Ryan Pace
Executive Assistant .....	Beth Hodgkin
SVP, Business Strategy and	
Chief Financial Officer.....	Karen Murphy
Executive Assistant .....	Brit Bending
SVP, Sales and Customer Relations .....	Lee Twarling
Executive Assistant .....	Jennifer Wilgosiewicz
SVP and General Counsel.....	Cliff Stein
Paralegal.....	Gwen Federman
SVP, Marketing and Communications .....	Scott Hagel
Executive Assistant .....	Autumn Swindell
Vice President .....	Brian J. McCaskey
Vice President .....	Patrick McCaskey
Administration .....	Rich McCaskey

### FINANCE

Vice President of Finance & Accounting .....	Jake Jones
Accounting Manager .....	Whitney DeBuck
Manager of Financial Reporting .....	Jason McDonald
Payroll Administrator .....	Louise Maki
Accounts Payable Accountant .....	Patrick Barron
Staff Accountant .....	Cindy Paterkiewicz

### HUMAN RESOURCES

Director of Human Resources .....	Liz Geist
Human Resources Coordinator .....	Sue Dinardi

### INFORMATION TECHNOLOGY

Vice President of Information Technology .....	Justin Stahl
Network Manager .....	Brent Johnson
Director of Football Systems .....	Mike Santarelli
Senior Software Engineer .....	Stephanie Gutierrez
Senior Applications Engineer.....	Bryan Greenaway
Infrastructure & Storage Manager.....	Jignesh Patel
Senior Systems Engineer .....	Daniel Corona
Systems Engineer .....	Allen Silva

### BUSINESS RESEARCH & ANALYTICS

Director of Analytics.....	Corey Ruff
Business Analyst.....	Diny Hurwitz

### OPERATIONS

Vice President of Operations .....	John Bostrom
------------------------------------	--------------

### HALAS HALL OPERATIONS

Director of Team & Building Operations .....	Geoff Bunzlo
Building Operations Coordinator .....	Gil Lopez
Building Operations Coordinator .....	Sergio Jacobo
Team/Event Operations Coordinator .....	Brandon Yezek
Administration .....	Clyde Emrich
Receptionist.....	Liz Wallace

### STADIUM OPERATIONS

Director of Stadium Operations .....	Bryan Pett
Manager of Stadium Operations .....	Bob Laskowski
Stadium Operations Coordinator.....	Steven Goodwin



**CHICAGO BEARS STAFF DIRECTORY****GROUND**

Head Groundskeeper..... Ken Mrock  
 Assistant Head Groundskeeper ..... John Berta  
 Assistant Groundskeeper ..... Kevin Watterson  
 Groundskeeper Assistant ..... Joe Krajniak  
 Groundskeeper Assistant ..... Paul Hitzelberger

**SECURITY**

Director of Security ..... John Tarpey  
 Security ..... Gary Govekar  
 Security ..... Mark Parrish  
 Security ..... Pete Spizziri  
 Security ..... Mike Taylor

**BUSINESS DEVELOPMENT**

Operations & Historical Affairs ..... Dan Yuska

**CONTENT & PRODUCTION**

Vice President of Content & Innovation ..... Greg Miller  
 Director of Content & Production ..... Dan Barile  
 Cinematographer/Engineer ..... Kevin Foy  
 Coordinating Producer ..... Jim Padgett  
 Content Producer ..... Drew Davidson  
 Content Producer ..... Katie Teuber  
 Content Producer ..... Jordan Tredup  
 Content Producer ..... Chris Yankton

**DIGITAL MEDIA**

Director of Digital Media ..... Matt Koch  
 Senior Web Writer ..... Larry Mayer  
 Assistant Web Designer ..... Austin Huette

**SOCIAL MEDIA**

Director of Social Media ..... Jen Tulicki  
 Social Media Producer ..... Cameron Good

**MARKETING**

VP of Fan & Brand Development ..... Fernando Arriola  
 Director of Marketing ..... Elaine Delos Reyes  
 Manager of Marketing ..... Kristin Rogers  
 Promotions Specialist ..... Joann Kowalski  
 Marketing Coordinator ..... Laura Whitt

**BRAND CREATIVE**

Director of Brand Creative ..... John Conroy  
 Manager of Brand Creative ..... Matt Dunlap  
 Graphic Designer ..... Kelley Jacobsen  
 Graphic Designer ..... Mat Stewart  
 Corporate Partnerships Design Coord. .... Casey Gunthorpe

**EVENTS & ENTERTAINMENT**

Director of Events & Entertainment ..... Tanesha Wade  
 Manager of Events & Entertainment ..... Justin Drum  
 Events & Entertainment Coordinator ..... Denni Dahlfors  
 Talent & Event Manager ..... Katlin Zickel  
 Mascot Coordinator ..... Scott Adams  
 Graphics Designer/Producer ..... Rommel Paraiso  
 Graphics Designer/Producer ..... Michael Vasquez

**COMMUNICATIONS**

Vice President of Communications ..... Brandon Faber  
 Director of Media Relations ..... Adam Widman  
 Media Relations Coordinator ..... Jared Ellerson  
 Media Relations Assistant ..... Aaron Clark  
 Public Relations Specialist ..... Meghan Bower

**BEARS CARE**

Director of Bears Care ..... Marge Hamm

**COMMUNITY RELATIONS**

Director of Community & Alumni Relations ..... Matt Simeone  
 Manager of Comm. Relations & Bears Care ..... Jessica Noonan  
 Manager of Player and Alumni Relations ..... Kate Rackow  
 Community Relations Coordinator ..... Andy Matis

**CORPORATE PARTNERSHIPS**

Vice President of Corporate Partnerships ..... Doug Carnahan  
 Director of Corporate Partnerships ..... Dave McClamroch  
 Manager of Corporate Partnerships ..... Matt Black  
 Manager of Corporate Partnerships ..... Dave Eck  
 Manager of Corporate Partnerships ..... Matt Juedes  
 Manager of Corporate Partnerships ..... Megan Malone  
 Corporate Partnerships Coord. .... Christine Christopoulos

**SUITE SALES AND SERVICE**

Director of Suite Sales and Service ..... Adam Kellner  
 Manager of Suite Sales ..... Cindy Littlefield  
 Suite Sales Manager ..... Justin Gentile  
 Manager of Suite Service ..... Allison Knecht

**PARTNERSHIP ACTIVATION**

Director of Partnership Activation ..... Melissa McDermott  
 Manager of Partnership Activation ..... Maggie Geraldi  
 Hospitality & Event Planner ..... Elizabeth Peters  
 Partnership Activation Specialist ..... Rachel Chessky  
 Partnership Activation Specialist ..... Katherine Loomis  
 Partnership Activation Specialist ..... Ana Lisa Lopez  
 Partnership Activation Specialist ..... Amanda Snajder



## CHICAGO BEARS STAFF DIRECTORY

### TICKET SALES AND SERVICE

Director of Ticket Sales and Service ..... Brendan Pierce  
 Manager of Ticket Sales and Service ..... Mike Palzer  
 Ticket Sales and Service Coordinator ..... Krista Fortman  
 Ticket Sales and Service Coordinator ..... Molly Phillips  
 Premium Seat Sales and Service Coord. .... Halee Altenburg  
 Premium Seat Sales and Service Coord. .... Allison Brauer

### TICKET OPERATIONS

Director of Ticket Operations ..... Brian Forth  
 Ticket Operations Coordinator ..... Zack Bero  
 Ticket Operations Coordinator ..... Jessica Glomstad  
 Ticket Operations Coordinator ..... John Hilbrich

### COACHING STAFF

Head Coach ..... John Fox  
 Executive Assistant to the Head Coach ..... Robyn Wilkey  
 Football Assistant ..... Sam Mulford

### OFFENSE

Offensive Coordinator ..... Dowell Loggains  
 Running Backs ..... Curtis Modkins  
 Wide Receivers ..... Zach Azzanni  
 Quarterbacks ..... Dave Ragone  
 Offensive Line ..... Jeremiah Washburn  
 Tight Ends ..... Frank Smith  
 Offensive Line Assistant ..... Ben Wilkerson  
 Offensive Assistant ..... John Dunn  
 Offensive Assistant ..... Ben McDaniels

### DEFENSE

Defensive Coordinator ..... Vic Fangio  
 Defensive Quality Control ..... Sean Desai  
 Defensive Backs ..... Ed Donatell  
 Assistant Defensive Backs ..... Roy Anderson  
 Outside Linebackers ..... Brandon Staley  
 Linebackers ..... Glenn Pires  
 Defensive Line ..... Jay Rodgers

### SPECIAL TEAMS

Special Teams Coordinator ..... Jeff Rodgers  
 Assistant Special Teams ..... Derius Swinton

### STRENGTH AND CONDITIONING

Head Strength & Conditioning Coach ..... Jason George  
 Assistant Strength & Conditioning Coach ..... Rick Perry  
 Assistant Strength & Conditioning Coach ..... Pierre Ngo  
 Strength & Conditioning Assistant ..... Joe Distor

Director of Player Personnel ..... Josh Lucas  
 Assistant Director of Player Personnel ..... Champ Kelly

### COLLEGE

Director of College Scouting ..... Mark Sadowski  
 National Scout ..... Francis Saint-Paul  
 National Scout ..... Ryan Kessenich  
 Area Scout ..... Breck Ackley  
 Area Scout ..... Scott Hamel  
 Area Scout ..... Chris Prescott  
 Area Scout ..... Sam Summerville  
 Area Scout ..... David Williams  
 Executive Scout ..... Jeff Shiver  
 Combine Scout ..... Brendan Rehor  
 Scouting Coordinator ..... Bobby Macedo

### PRO

Pro Scout ..... Jeff King  
 Pro Scout ..... Brad Obee  
 Pro Scout ..... Chris White

### STAFF

Director of Player Engagement ..... LaMar Campbell  
 Scouting Assistant ..... John Syty  
 Football Analytics/Research Coordinator ..... Brad Goldsberry

### FOOTBALL ADMINISTRATION

Director of Football Administration ..... Joey Laine  
 Football Administration Coordinator ..... Nick Sabella

### SPORTS SCIENCE

Sport Science Coordinator and Dietitian ..... Jennifer Gibson

### ATHLETIC TRAINING

Head Athletic Trainer ..... Nate Breske  
 Assistant Athletic Trainer ..... Sid Dreyer  
 Assistant Athletic Trainer ..... Will Rogers  
 Assistant Athletic Trainer ..... Jeremy Smith

### EQUIPMENT

Head Equipment Manager ..... Tony Medlin  
 Assistant Equipment Manager ..... Frederick Lovett  
 Assistant Equipment Manager ..... Carl Piekarski  
 Assistant Equipment Manager ..... Thomas Woody  
 Equipment/Administrative Assistant ..... Dylan Carrigan

### VIDEO

Director of Video Services ..... Dave Hendrickson  
 Assistant Video Director ..... Dean Pope  
 Assistant Video Director -  
 College/Personnel Coordinator ..... Dan Tuohy  
 Video Assistant ..... Jack Dowling

### PLAYER PERSONNEL



### GEORGE H. MCCASKEY **Chairman**

George Halas McCaskey became the fourth Chairman in Chicago Bears team history on May 5, 2011, following in the footsteps of grandfather, George Halas, father, Edward W. McCaskey and brother, Michael.

George is one of the 13 grandchildren – and namesake – of George Halas, the founder and patriarch of the Chicago Bears. Like his brothers and sisters, he grew up around the Bears. His first part-time job, at age 14, was as an office assistant at the team's headquarters in Chicago's Loop. He later worked for several summers as a ball boy at Bears training camp, calling it one of the best experiences of his life.

George has worked to carry on the storied tradition of the Bears with a yearly goal of winning the NFL Championship, uphold the integrity and values established in the previous 96 years of the club and oversee the franchise's leadership role in the Chicagoland community.

He previously served as the team's Senior Director of Ticket Operations, working in the ticket office for 20 seasons, joining the Bears in 1991 as Ticket Manager. He has been a member of the Bears' Board of Directors since 2004.

George attended Arizona State University, where he earned his bachelor's degree in Broadcasting in 1978 and his law degree in 1981. He passed the Illinois bar exam in 1981, but now describes himself as a "recovering lawyer." He worked in television news in Phoenix, Peoria, Tulsa and Chicago, before serving as an Assistant State's Attorney in Lee County and DeKalb County, Illinois.

In his spare time, George enjoys officiating youth sports, including baseball, soccer and basketball. McCaskey and his wife Barb have one child, a son, Conor.



President & CEO Ted Phillips, chairman George H. McCaskey, general manager Ryan Pace and head coach John Fox before Fox's introductory press conference on January 19, 2015 at Halas Hall.





## TED PHILLIPS **President & CEO**

Ted Phillips was named President and Chief Executive Officer on February 10, 1999. He is the fourth person to serve as president in the organization's storied 97-year history following Michael McCaskey, George "Mugs" Halas, Jr., and George S. Halas. Since taking on the top leadership role, Phillips has insisted on attention to detail and smooth execution at every level of the Bears operation. He has solidified the long-term stability of the Club, while staying keenly focused on bringing a 10th championship to the NFL's premier franchise.

Phillips has revitalized both the business and football operations by hiring high character, intelligent and driven individuals who share common goals and philosophies on how to build a consistent winner.

Drawing from nearly 35 years of experience with the Chicago Bears, Phillips has shown effective leadership skills by empowering his executive staff to create an environment of collective responsibility in running the day-to-day operations of the club. Phillips is involved in all critical decisions of the Bears and continues

to strive to make all aspects of the Bears organization the best in the NFL. Always insisting on a team-first attitude, Phillips has surrounded himself with individuals who fit the organization's character, culture and values. That team dynamic was crucial in the Bears return to the Super Bowl for the first time in 21 years following the 2006 campaign.

To help set the team up for future success, Phillips oversaw a Halas Hall renovation project that added over 30,000 square feet to the team's headquarters, which opened in 1997. The renovations included additions to the weight and training rooms, an upgraded locker room, additional meeting spaces and offices, and a new event center which features a broadcast studio and conference space.

Phillips' other highlights include creating and continuing a strong customer service mentality throughout the organization, returning the Bears training camp to Illinois and presiding over four division championships (2001, 2005, 2006 and 2010) after a decade-long drought.

During the 2015 off-season, Phillips hired Ryan Pace as the sixth general manager in franchise history, giving new direction to the Bears football operations. He has also restructured the front office, promoting four key executives to the level of Senior Vice-President with direct reporting to Phillips. Additional departmental emphasis was also placed on expanding various customer service initiatives along with placing a new emphasis on database management, marketing research and digital media efforts, in an effort to deliver added value to Bears fans, season ticketholders and business partners.

The Bears training camp returned to the State of Illinois in 2002, turning out in record numbers over the three-week training period on the campus of Olivet Nazarene University in Bourbonnais, Ill. The 2017 camp marks the 16th year the important touchpoint for Bears fans has been in Illinois.

Phillips' leadership was also key in negotiating a new home for the team at Soldier Field. Not only making the club more financially competitive, it provides the best fans in professional sports with a stadium complete with all the amenities they deserve. The Soldier Field game-day experience is second to none, and fans have been critical in creating a great home-field advantage for the team as the Bears continue to maintain their proud history and tradition on Chicago's magnificent lake-front.

Phillips served as the Bears Vice President of Operations for six seasons starting in 1993. Recognized for his many years of handling the Bears contract negotiations and team finances, Phillips currently serves on the NFL's CEC Executive Working Group, the NFL's CBA Player Benefits Plans Committee and is Chairman for the NFL's Employee Benefits Committee. Phillips also currently serves on the Board of Directors of Bears Care, the philanthropic arm of the Chicago Bears, and the Chicagoland Chamber of Commerce.

Before becoming Vice President of Operations, Phillips served as the Director of Finance from 1987-93. Phillips joined the Bears staff on September 28, 1983, as the team's Controller, a position he held for four years.

Prior to joining the Bears, Phillips was employed as an auditor and tax accountant with the international accounting firm Ernst & Whinney (now Ernst & Young), from 1979-83. He graduated from the University of Notre Dame in 1979 with a degree in business and accounting. Phillips earned a master of marketing and management degree from the Kellogg Graduate School at Northwestern University in 1989.

Phillips was born in Oneida, N.Y., grew up in Nashua, N.H., and he currently resides with his wife Ann in Libertyville, Ill. He has three sons, Matthew, Max and Frank.



## RYAN PACE **General Manager**

Ryan Pace is in his third season as general manager of the Chicago Bears. He is the sixth general manager in franchise history after being hired on January 8, 2015.

Emphasizing synergy with the team's head coach, Pace's first move was to hire John Fox, one-of-six coaches in NFL history to lead two different teams to Super Bowl appearances, to lead the Chicago Bears coaching staff.

With the head coach in place, he went on to reshape the team's football operations, bringing in the team's first sports science coordinator (Jenn Gibson) along with hiring a new head of strength and conditioning (Jason George) and head of athletic training (Nate Breske). On the personnel side he brought in Josh Lucas to serve as the director of player personnel, Champ Kelly as director of pro personnel and Joey Laine as director of football administration.

In Pace's first two seasons as Bears GM, five Bears players have been selected to the PFWA's All-Rookie team (Adrian Amos, Leonard Floyd, Eddie Goldman,

Jordan Howard and Cody Whitehair), tied for the most in the NFL in that timeframe.

Despite finishing with a 3-13 record, there were signs of progress in Pace's goal to build a roster with a younger core group of players in his second outing. The Bears 2016 draft class tallied 3,390 offensive/defensive snaps which ranked 4th most in the NFL (CLE - 4,339; TEN - 3,512; IND - 3,509). Leading the way for the rookie class was RB Jordan Howard, who set a new Bears rookie record with 1,313 yards on the ground, and LB Leonard Floyd, who posted the third most sacks by a rookie in team history (7.0) despite missing four games due to injury.

In his first season overseeing Chicago's roster, Pace was tasked with turning over a Bears roster that ranked as one of the oldest in the NFL (average 27 years, 39 days old) and has trimmed that average to just over 25-years old. The Bears fielded a competitive team, improving by one game over their previous year's record, despite the youth movement. The 2015 Bears team was involved in 11 games decided by one score (5-6 record in those games) despite leading the NFL with nine rookie starters (three on offense, six on defense). The Bears defense improved from 30th in 2014 (377.1 yards per game) to 14th in 2015 (345.1 ypg) despite starting a league-most six rookie starters who combined for 41 starts, second most to the Saints 44 defensive rookie starts. Pace accomplished the task with just six draft picks, two of which were utilized on the defensive side of the ball (DL Eddie Goldman, 12 starts and DB Adrian Amos, 16 starts). Rounding out the rookie starters were undrafted free agents LB Jonathan Anderson (three starts), DB Bryce Callahan (three starts), DB Harold Jones-Quartey (four starts) and LB John Timu (three starts).

Pace began transitioning the team's roster in 2015 by adding impact veteran free agents such as linebackers Pernell McPhee and Sam Acho, defensive lineman Mitch Unrein and defensive back Tracy Porter on defense and wide receiver Eddie Royal offensively. That transformation continued during the 2016 offseason with the unrestricted free agent additions of LBs Jerrell Freeman and Danny Trevathan, DL Akiem Hicks, OL Bobby Massie and Ted Larsen and QB Brian Hoyer. In 2017, Pace added top free agent QB Mike Glennon, WR Markus Wheaton, DBs Prince Amukamara, Marcus Cooper and Quintin Demps and TE Dion Sims.

On the first day of the 2017 NFL Draft, Pace traded up (from third overall) to the second overall pick in order to select the player the Bears most coveted, QB Mitchell Trubisky. On Day Two, Pace recouped a few of those picks and also selected TE Adam Shaheen. The Bears closed out the draft by selecting DB Eddie Jackson (112th overall), RB Tarik Cohen (119th overall) and OL Jordan Morgan (147th overall).

Pace joined the Bears after spending 14 seasons (2001-14) as a member of the Saints organization, including 13 in the player personnel department. He spent the last two seasons (2013-14) with the Saints as director of player personnel. In that role, Pace helped manage the team's college and pro scouting operations, including all facets of scouting and evaluation of college and pro prospects along with New Orleans' roster.

Pace spent six seasons as the club's director of pro scouting (2007-12), which included overseeing the club's pro scouting staff. His duties involved recommending player acquisitions by evaluating the Saints roster and potential NFL free agents,

## ALL-TIME BEARS GENERAL MANAGERS

Ryan Pace was named Bears general manager on Jan. 8, 2015. He is just the sixth person to hold the GM position since the franchise was founded in 1920. The following is a list of all-time Bears general managers:

George S. Halas, Jr.	1963-74	Jerry Vainisi	1983-87	Phil Emery	2012-14
Jim Finks	1974-83	Jerry Angelo	2001-12	Ryan Pace	2015-Present



monitoring all NFL transactions, researching possible trade opportunities, assessing player talent from other professional leagues and directing the advance scouting of future opponents. He also helped the Saints prepare for the NFL Draft following the regular season by assisting in the evaluation of top college prospects.

The Flower Mound, Texas native got his start in New Orleans' player personnel department as a scouting assistant in 2002, a role he held for two years before working as a pro scout from 2004-06. During that time he evaluated free agents and collegiate players entering the NFL Draft as well as scouted upcoming opponents. He joined the Saints in 2001 supporting the coordination of all game day, training camp and stadium operations.

Over Pace's 13 seasons in the New Orleans personnel department (2002-14), the Saints compiled a 115-93 (.553) record. Since 2006, the Saints reached the playoffs five times, won three division titles, played in two NFC Championship games (2006 and 2009) and won the franchise's first Super Bowl title (Super Bowl XLIV). The Saints pro scouting department helped build a Super Bowl championship club by using all avenues at their disposal: signing free agents QB Drew Brees, FB Heath Evans, LB Scott Fujita, CB Randall Gay, C Jonathan Goodwin, CB Jabari Greer, WR Lance Moore and DE Anthony Hargrove and trading for TE Jeremy Shockey, LB Jonathan Vilma, LB Scott Shanle and TE David Thomas. Pace has also worked to acquire players such as NT Brodrick Bunkley, G Ben Grubbs, LB Curtis Lofton and RB Darren Sproles. Over his last two seasons with the Saints their draft classes included regular starters LT Terron Armstead (2013, third round), WR Brandin Cooks (2014, first round), S Kenny Vaccaro (2013, first round) and WR Kenny Stills (2013, fifth round).

In 2008, he was selected by the club to attend the NFL's Stanford Business School's Executive Education Program for Managers. He was a part of the franchise in 2005 while the club dealt with immense adversity having to guide itself through several moves in base operations in the wake of Hurricane Katrina.

Pace played collegiately as a defensive end at Eastern Illinois (1995-99), serving as team captain as a senior, graduating with a bachelor's degree in marketing.

Pace and his wife, Stephanie, have a daughter, Cardyn.

## FREE AGENT SIGNINGS UNDER PACE

### 2015

Name, Pos	From
Sam Acho, LB	ARZ
Alan Ball, CB	JAX
Lamin Barrow, LB	DEN
De'Vante Bausby, DB	KC
Nick Becton, OL	NO
John Chiles, WR	STL
Jimmy Clausen, QB	CHI
Vladimir Ducasse, G	MIN
Mason Foster, LB	TB
Thomas Gifford, LS	KC
Rob Housler, TE	CLE
Jarvis Jenkins, DE	WAS
Paul Lasike, FB	ARI
Ray McDonald, DT	SF
Pernell McPhee, LB	BAL
Sherrick McManis, CB	CHI
Zach Miller, TE	CHI
Will Montgomery, C	DEN
Tracy Porter, CB	WAS
Chris Pronski, S	PHI
Jacquizz Rodgers, RB	ATL
Dante Rosario, TE	CHI
Antrel Rolle, S	NYG
Eddie Royal, WR	SD
Patrick Scales, LS	BAL
Greg Scruggs, TE	SEA
Deonte Thompson, WR	BUG
Mitch Unrein, DL	SD
Martin Wallace, OL	TB

### 2016

Name, Pos	From
Sam Acho, LB	CHI
Omar Bolden, DB	DEN
Aaron Brewer, LS	DEN
Keith Browner, DL	HOU
Nate Chandler, OL	CAR
Jerrell Freeman, LB	IND
Akiem Hicks, DL	NE
Rob Housler, TE	CHI
Brian Hoyer, QB	HOU
Ted Larsen, OL	ARZ
Marc Mariani, WR	CHI
Bobby Massie, OL	ARZ
Sherrick McManis, CB	CHI
Zach Miller, TE	CHI
Tony Moeaki, TE	ATL
Tracy Porter, CB	CHI
Chris Pronski, S	CHI
Jacquizz Rodgers, RB	CHI
Danny Trevathan, LB	DEN
Mitch Unrein, DL	CHI

### 2017

Name, Pos	From
Sam Acho, LB	CHI
Prince Amukamara, DB	JAX
Johnthan Banks, DB	CHI
Connor Barth, K	CHI
Taylor Boggs, OL	ARI
Daniel Brown, TE	CHI

Michael Burton, FB	DET
Bryce Callahan, DB	CHI
Tom Compton, OL	ATL
Marcus Cooper, DB	ARI
Victor Cruz, WR	NYG
Benny Cunningham, RB	LAR
Titus Davis, WR	NYJ
Quintin Demps, DB	HOU
Mike Glennon, QB	TB
Jaye Howard, DL	KC
John Jenkins, DL	SEA
Christian Jones, LB	CHI
Chris Pronski, DB	CHI
Mark Sanchez, QB	DAL
Patrick Scales, LS	CHI
Connor Shaw, QB	CHI
Dion Sims, TE	MIA
Dan Skuta, LB	JAX
Bradley Sowell, OL	SEA
Deonte Thompson, WR	CHI
B.W. Webb, DB	NO
Markus Wheaton, WR	PIT
C.J. Wilson, DL	CHI
Kendall Wright, WR	TEN

**JOHN FOX** Head Coach

John Fox is in his third season with the Chicago Bears after being named the 15th head coach in franchise history on January 16, 2015.

Fox has 15 years of NFL head coaching experience at Carolina (2002-10), Denver (2011-14) and Chicago (2015-16). As an NFL head coach, Fox has a 128-112 (.533) regular season record, six division titles, six double-digit win seasons and seven playoff appearances. In the postseason, Fox has amassed an 8-7 (.533) record as a head coach with three conference championship game appearances leading to two trips to the Super Bowl (XXXVIII with Carolina in 2003 and XLVIII with Denver in 2013). He is one of six coaches in NFL history to lead two different teams to Super Bowl appearances along with Don Shula, Bill Parcells, Dan Reeves, Dick Vermeil and Mike Holmgren. Fox ranks third among active NFL head coaches with 136 overall wins and his six seasons with at least 11 wins are third most among active head coaches.

Under Fox's tutelage as a head coach, coordinator and position coach, 42 players have earned a total of 77 Pro Bowl selections at 14 different positions during his coaching career. In 2016, running back Jordan Howard and guard Josh Sitton earned Pro Bowl honors.

In Fox's second season with the Bears, the club continued to work towards their goal of building a roster around a younger core group of players. Last season, the Bears 2016 draft class tallied 3,390 offensive/defensive snaps which ranked fourth most in the NFL (CLE - 4,339; TEN - 3,512; IND - 3,509). Under Fox's guidance, Jordan Howard set a new franchise rookie record, rushing for 1,313 yards and finished second the league in rushing. On defense, rookie linebacker Leonard Floyd recorded 7.0 sacks, third most by a rookie in club annals.

In 2016, the Chicago's offense ranked third in franchise single-season history in gross passing yards (4,139) and net passing yards (3,969) and second in passing first downs (212) despite starting three different quarterbacks (Matt Barkley - 6; Jay Cutler - 5; Brian Hoyer - 5). The Bears also saw improvement from 2015 in yards per game (356.5), yards per play (5.9), rushing yards per play (4.57), passing yards per game (248.1) and sacks per pass attempt (5.01%). The Bears' 5.9 yards per play ranked fifth in the NFL in 2016 while their 4.57 rushing yards per play ranked sixth and their 5.01% sacks per pass attempt ranked eighth. The Bears also tied for fifth in the NFL in explosive plays (plays of 10+ yards) with 230.

Defensively, the Bears showed improvement in yards allowed per play (5.48), rushing yards allowed per play (4.38), passing yards allowed per play (6.79) and sacks per pass attempt (6.98%). The Bears also ranked in the top 10 in the NFL in yards after catch per reception (second), passing yards allowed per game (seventh) and sacks per pass attempt (eighth). The Monsters of the Midway were also one of three teams to have three players record at least 7 sacks this season (Willie Young - 7.5; Leonard Floyd - 7.0; Akiem Hicks - 7.0) and the only team to have at least two rookies score defensive touchdowns (Leonard Floyd, at GB 10/20; Cre'Von LeBlanc, at DET 12/11).

On special teams, returner Deonte Thompson ranked second in the NFL in kickoff return yards with 804. Punter Pat O'Donnell's 22 punt returns allowed were tied for the third fewest in the NFL among punters who appeared in 16 games and Sherrick McManis led the Bears in special teams tackles for the second consecutive season with 13.

Before coming to Chicago, Fox spent four seasons (2011-14) in Denver, guiding the Broncos to four division titles, joining Chuck Knox (L.A. Rams) as the only coaches in NFL history to lead their respective team to four division titles in their first four years with the franchise. Denver's regular season record of 46-18 (.719) was third-best in the NFL from 2011-14 and they were one of only three teams to win four division titles during that span along with Green Bay and New England. Denver had at least 12 wins in each of the previous three seasons (13-3 in 2012 and 2013 and 12-4 in 2014). Denver's 20-4 record against AFC West opponents during Fox's tenure was the best divisional record in the NFL. He guided the Broncos to an undefeated record in division play in 2012 and 2014 after the franchise had just one such season in team history.

The Broncos ranked in the top five in total offense in each of his last three seasons with the team (fourth in 2012, first in 2013 and fourth in 2014) and in the top five in total defense in two of his final three years (second in 2012 and third in 2014). Denver also ranked in the top two in scoring offense in each of his final three seasons (second in 2012, first in 2013 and second in 2014) and fourth in scoring defense in 2012. That led the Broncos to rank in the top five in both scoring margin (second in 2012, first in 2013 and fourth in 2014) and net-yardage differential (first in 2012 and 2013 and second in 2014) in each of his final three seasons in Denver.

Fox helped the Broncos adapt to play to their offensive strengths over his four seasons in Denver, ranking first in the NFL in rushing offense in 2011 (164.5 yards per game), before ranking in the top five in each of the next three seasons in passing offense: fifth in 2012 (283.4 ypg), first in 2013 (340.3 ypg) and fourth in 2014 (291.3 ypg). In 2013, the Broncos set an NFL single-season record with 606 points, 5,572 gross passing yards and 5,444 net passing yards. Their 7,317 net yards that season were second most in league history.

Fox oversaw 18 Pro Bowlers in Denver including seven who earned multiple Pro Bowl selections: cornerback Champ Bailey (2011-12), tackle Ryan Clady (2011-12, '14), defensive end Elvis Dumervil (2011-12), quarterback Peyton Manning (2012-14), linebacker Von Miller (2011-12, '14), wide receiver Demaryius Thomas (2012-14) and tight end Julius Thomas (2013-14).



*John Fox is the 15th head coach in the history of the Chicago Bears. He is entering his third season in Chicago in 2017.*

In 2014, Fox led the Broncos to a 12-4 record as they were the only team in the NFL to finish in the top 5 in both total offense (fourth) and total defense (third), the second time in three years Denver accomplished that feat. Manning finished with a 100-plus passer rating for his third-straight season under Fox, a feat the Pro Bowl quarterback accomplished only one other time in his career (2004-06). Over the final 6 weeks of the 2014 regular season, running back C.J. Anderson led the NFL with 648 rushing yards and 8 rushing touchdowns.

In 2013, Denver earned the AFC's top playoff seed for the second consecutive year after a 13-3 regular season record. After defeating AFC West rival San Diego and No. 2 seeded New England in the playoffs, the Broncos garnered their first Super Bowl appearance in 15 years.

In his second year with the Broncos in 2012, Fox led the club to a 13-3 record and the top seed in the AFC playoffs. Denver ended the regular season by recording 11 consecutive wins by at least seven points, the third team in NFL history to accomplish that feat.

Despite fielding a young squad during his initial campaign with Denver in 2011, Fox led the Broncos to their first AFC West title and playoff victory in six years. He finished third in the Associated Press' NFL Coach of the Year voting after becoming only the third head coach since the 1970 NFL merger to lead a team to a division title and playoff victory in his first year with a franchise after inheriting a club that won four or fewer games the previous year. Fox guided the Broncos to six consecutive wins following a 1-4 start while tying an NFL record by winning six games when trailing or tied entering the fourth quarter. The offense set a club single-season record by averaging an NFL-best 164.5 rushing yards per game. Fox worked with linebacker Von Miller, who was named AP's NFL Defensive Rookie of the Year while overseeing a Denver rookie class that totaled the second-most starts (56) in the league.

Prior to his time with the Broncos, Fox spent nine years as head coach of the Carolina Panthers. He led the franchise to a 73-71 (.507) regular-season record, including three playoff appearances and two NFC South titles. The Panthers went 5-3 in the postseason under Fox, including winning four road playoff games, while appearing in two NFC Championship Games and earning the franchise's first Super Bowl appearance. The four playoff road victories are tied for fifth most in NFL history and tied for fourth most by a head coach with one team.

During Fox's time as Carolina's head coach, the Panthers defense was third in the NFL with 282 takeaways, fifth in total defense (312.0 ypg) and ninth in scoring defense (20.1 ppg). The Panthers ranked in the NFL's top 10 in scoring defense in five of his nine seasons as head coach (fifth in 2002 and 2005, 10th in 2003, tied for eighth in 2006 and ninth in 2009) and in the top eight in total defense on five occasions (second in 2002, eighth in 2003 and 2009, third in 2005 and seventh in 2006).

Fox guided 15 different Panthers to a total of 28 Pro Bowl selections from 2002-10. Defensive end Julius Peppers led the way with five Pro Bowl selections (2004-06, '08-09) during his time in Carolina in addition to being named to the 2000s NFL All-Decade Team and Associated Press NFL Rookie of the Year in 2002. In addition to Peppers, five other Panthers were voted to multiple Pro Bowls under Fox's leadership: linebacker Jon Beason (2008-10), offensive tackle Jordan Gross (2008, '10), defensive tackle Kris Jenkins (2002-03, '06), center Ryan Kalil (2009-10) and wide receiver Steve Smith (2005-06, '08).

Fox inherited a Panthers team that went 1-15 and guided them to a 7-9 record in his first year at the helm of the franchise before an 11-5 record, NFC South title and NFC Championship in 2003, en route to advancing to Super Bowl XXXVIII. Fox joined Pro Football Hall of Fame coaches Vince Lombardi and Bill Parcells as the only coaches in NFL history to take over a one-win team and lead it to the postseason in just two years. During their playoff run in 2003, the Panthers won two contests on the road, a 29-23 overtime victory in St. Louis and a 14-3 win in Philadelphia during the NFC Championship Game.



A catalyst of the Panthers quick turnaround was Fox's improvement of Carolina's defense which was last in yards allowed (371.4 per game) a year before his arrival to No. 2 overall in 2002 (290.4 ypg), the only defensive unit since the 1970 NFL merger to accomplish that feat.

Carolina returned to the NFC Championship Game three seasons later in 2005 after the Panthers finished with the NFL's third-ranked defense (282.6 ypg) and earned two more road victories in the postseason, shutting out New York, 23-0, and defeating the Bears, 29-21.

Similar to his time in Denver, Fox guided teams with different offensive identities at Carolina. His squads were compiled of four individual 1,000-yard rushing seasons (DeAngelo Williams-2, Stephen Davis-1, Jonathan Stewart-1), seven individual 1,000-yard receiving outputs (Steve Smith-4, Muhsin Muhammad-3) and four 3,000-yard passing seasons from quarterback Jake Delhomme.

The Panthers went 12-4 in 2008 behind the NFL's 10th-ranked offense (349.7 ypg.) and seventh ranked scoring offense (25.9 ppg). Williams finished with a franchise-record 1,515 rushing yards and 18 rushing touchdowns to earn his first Pro Bowl selection. Williams teamed with Stewart to lead a rushing attack that averaged 152.3 yards per game and 30 rushing touchdowns - only the fifth time since the 1970 NFL a team has average 150-plus rushing yards per game with 30 rushing touchdowns in a season.

In 2007, the Panthers became the first team in more than a decade to win at least one game with four different starting quarterbacks (David Carr, Delhomme, Matt Moore and Vinny Testaverde) finishing with a 7-9 record after losing Delhomme in the third game with a season-ending elbow injury.

Fox came to Carolina from the New York Giants where he spent five seasons (1997-2001) as the franchise's defensive coordinator. During those five seasons, the Giants ranked third in the NFL in sacks (230), fourth in rushing defense (96.5 ypg) and turnover differential (+25), seventh in scoring defense (18.7 ppg) and eighth in opponent passer rating (73.4). In 2001, under Fox's guidance, Michael Strahan set an NFL single-season record with 22.5 sacks. Strahan earned his first four Pro Bowl selections under Fox while linebacker Jessie Armstead made all five of his career Pro Bowls with Fox as his defensive coordinator.

The Giants made the playoffs twice in Fox's five seasons as defensive coordinator, including a trip to Super Bowl XXXV following the 2000 season. In the 2000 NFC Championship Game, Fox helped lead the Giants to a 41-0 shutout of the Minnesota Vikings, who were the fifth-ranked scoring offense in the league during the regular season.

Fox spent the 1996 season as a consultant for the St. Louis Rams after two years as the Raiders defensive coordinator (1994-95). The Raiders were eighth in the NFL in total defense (314.0 ypg) and tied for 12th in scoring defense (20.6 ppg) in Fox's two seasons as defensive coordinator. Oakland defensive tackle Chester McGlockton and cornerback Terry McDaniel garnered Pro Bowl honors in both seasons under Fox.

Before becoming an NFL defensive coordinator, Fox was a secondary coach for the San Diego Chargers (1992-93) and Pittsburgh Steelers (1989-91). In Fox's two seasons with the Chargers, under head coach Bobby Ross, San Diego's defense was second in the NFL in interceptions (47) and seventh in opponent passer rating (70.4). Fox mentored Pro Bowl cornerback Gill Byrd and safety Darren Carrington, whose 13 interceptions over the 1992-93 seasons were third most in the NFL. In Fox's first year with San Diego, the Chargers won the AFC West with an 11-5 mark, a year after finishing last place in the division at 4-12.

During his time in Pittsburgh, working under Pro Football Hall of Fame Head Coach Chuck Noll, Fox helped the Steelers defense rank tied for fourth in the NFL with 64 interceptions and fifth in the league in opponent passer rating (69.2). In 1991, under Fox's tutelage, defensive back Rod Woodson earned his first of his 10 Pro Bowl selections en route to his Pro Football Hall of Fame enshrinement in 2009.

Prior to joining the NFL coaching ranks, Fox spent 10 years as a collegiate coach and one season in the USFL. He got his coaching start at his alma mater, San Diego State, in 1978 as a graduate assistant. He moved on to work as a defensive backs/secondary coach at U.S. International (1979) under Pro Football Hall of Fame coach Sid Gillman. Fox also had collegiate coaching stints at Boise State (1980), Long Beach State (1981), Utah (1982), Kansas (1983) and Iowa State (1984) before working on the coaching staff of the USFL's Los Angeles Express in 1985. Fox rejoined the collegiate coaching ranks in 1986 as a defensive coordinator/secondary coach at the University of Pittsburgh, a title he held for three seasons. While with the Panthers, Fox oversaw a pass defense that ranked in the top-10 nationally all three years (1986-88).

A native of Virginia Beach, Va., Fox spent his teen years in the San Diego area and attended Castle Park High School in Chula Vista, Calif. He played defensive back at Southwestern Junior College in Chula Vista (1974-75) before transferring to San Diego State to finish his collegiate career. While at SDSU, he was defensive teammates with former NFL head coach Herm Edwards in 1976. Fox graduated from San Diego State with a bachelor's degree in physical education and a secondary education teaching credential.

The son of Ron Fox, who was a U.S. Navy SEAL, John and his wife, Robin, have three sons: Matthew, Mark and Cody, and a daughter, Halle.



## John Fox - Head Coach

Born: 1955, Virginia Beach, Va.

### Playing Experience

Defensive Back, Southwestern College (Calif.), 1974-75;  
Defensive Back, San Diego State, 1976-78

### Coaching Career

	Position	Team/School	Regular Season Record *	Postseason Record *
1978	Graduate Assistant	San Diego State University		
1979	Defensive Backs	U.S. International University		
1980	Secondary	Boise State University		
1981	Secondary	Long Beach State University		
1982	Secondary	University of Utah		
1983	Secondary	University of Kansas		
1984	Secondary	Iowa State University		
1985	Secondary	Los Angeles Express (USFL)		
1986	Defensive Coord./Secondary	University of Pittsburgh		
1987	Defensive Coord./Secondary	University of Pittsburgh		
1988	Defensive Coord./Secondary	University of Pittsburgh		
1989	Secondary	Pittsburgh Steelers		
1990	Secondary	Pittsburgh Steelers		
1991	Secondary	Pittsburgh Steelers		
1992	Secondary	San Diego Chargers		
1993	Secondary	San Diego Chargers		
1994	Defensive Coordinator	Los Angeles Raiders		
1995	Defensive Coordinator	Oakland Raiders		
1996	Consultant	St. Louis Rams		
1997	Defensive Coordinator	New York Giants		
1998	Defensive Coordinator	New York Giants		
1999	Defensive Coordinator	New York Giants		
2000	Defensive Coordinator	New York Giants		
2001	Defensive Coordinator	New York Giants		
2002	Head Coach	Carolina Panthers	7-9	
2003	Head Coach	Carolina Panthers	11-5	S.B. XXXVIII (3-1)
2004	Head Coach	Carolina Panthers	7-9	
2005	Head Coach	Carolina Panthers	11-5	NFC Champ. Game (2-1)
2006	Head Coach	Carolina Panthers	8-8	
2007	Head Coach	Carolina Panthers	7-9	
2008	Head Coach	Carolina Panthers	12-4	Playoffs (0-1)
2009	Head Coach	Carolina Panthers	8-8	
2010	Head Coach	Carolina Panthers	2-14	
2011	Head Coach	Denver Broncos	8-8	Playoffs (1-1)
2012	Head Coach	Denver Broncos	13-3	Playoffs (0-1)
2013	Head Coach	Denver Broncos	13-3	S.B. XLVIII (2-1)
2014	Head Coach	Denver Broncos	12-4	Playoffs (0-1)
2015	Head Coach	Chicago Bears	6-10	
2016	Head Coach	Chicago Bears	3-13	
<b>Carolina Totals</b>			<b>73-71 (.507)</b>	<b>5-3 (.625)</b>
<b>Denver Totals</b>			<b>46-18 (.719)</b>	<b>3-4 (.428)</b>
<b>Chicago Totals</b>			<b>9-23 (.281)</b>	<b>0-0</b>
<b>CAREER TOTALS</b>			<b>128-112 (.533)</b>	<b>8-7 (.533)</b>

\* As a head coach

**VIC FANGIO** Defensive Coordinator

Vic Fangio is in his third season as Chicago's defensive coordinator after being hired by the Bears on January 20, 2015.

This is his 31st year in the NFL and his 18th season as an NFL defensive coordinator.

After inheriting a defense that had ranked 30th in total defense in 2013 and 2014, the Bears finished 14th and 15th in 2015 and 2016, respectively. The Bears also ranked in the top 10 in the NFL in fewest yards after the catch (second), passing yards allowed per game (seventh) and sacks per pass attempt (eighth). The Monsters of the Midway were one of three teams to have three players record at least 7 sacks this season (Willie Young - 7.5; Leonard Floyd - 7.0; Akiem Hicks - 7.0) and the only team to have at least two rookies score defensive touchdowns (Leonard Floyd, at GB 10/20; Cre'Von LeBlanc, at DET 12/11).

Prior to coming to Chicago, Fangio spent four seasons (2011-14) as defensive coordinator for the San Francisco 49ers. During his four seasons overseeing San Francisco's defense, the 49ers were second in the NFL in scoring defense (17.4 points per game), third in total defense (310.2 yards per game) and fourth in takeaways (122). The 49ers had the top run defense (92.0 yppg) and allowed the second-lowest yards per carry (3.78). Their pass defense was sixth in the NFL during that time (218.2 yppg) while allowing the second-lowest opponent passer rating (76.8). The 49ers defense also led the NFL in fewest first downs allowed (1,143) and were tied for sixth in 20+ yard touchdowns allowed (33).

The 49ers defense ranked in the top five in total defense in each of Fangio's four seasons with the team (fourth in 2011, third in 2012, fifth in 2013 and 2014) and in the top 10 in scoring defense all four seasons (second in 2011 and 2012, third in 2013 and tenth in 2014). The 49ers were one of only three teams in the NFL to have at least 25 takeaways in each of those four seasons.

In 2014, Fangio led San Francisco's defense to the fourth best NFL ranking in opponent passer rating (79.5) while leading the league in interceptions (23) and tying for fourth in total takeaways (29). Their passing defense was fifth in the NFL allowing 220.7 yards per game.

In 2013, the 49ers ranked fourth in opponents quarterback rating (76.4) and rushing yards allowed (95.9 yppg), and fifth in total defense (316.9 yppg).

In 2012, Fangio led a 49ers defensive unit that ranked second in the NFL in first downs allowed (284), tied for third in third down defense (33.0 pct.) and fourth in both rush defense (94.2 yards per game) and pass defense (200.2 yards per game). San Francisco was one of two teams in the NFL to rank in the top five in all six categories, including scoring defense and total defense.

In 2011, the 49ers defense led the NFL in rushing defense (77.3 yppg) and tied for league-lead with 38 takeaways. Fangio's defense established an NFL record by not allowing a rushing touchdown through the first 14 games of the season and allowed just three rushing touchdowns all season, the fewest allowed since the 16-game schedule was introduced in 1978. The 49ers defense was also fifth in the NFL in opposing quarterback rating (73.6), second in first downs allowed (267) and fourth in red zone defense (41.2 pct.).

As a defensive coordinator, prior to his stint with San Francisco, Fangio has directed defensive units that have led the NFL or ranked among the top three teams in seven or more major statistical categories.

In 2010, Fangio was the defensive coordinator at Stanford. Stanford finished the year ranked 10th in scoring defense (17.4 points/game), 11th in sacks (36), 16th in passing defensive efficiency (112.79), 19th in rushing defense (120.8 yards/game), tied-for-19th in interceptions (18) and 21st in total defense (322.8 yards/game) after ranking 90th overall as a unit in 2009, a year prior to his arrival. He was named college football's Defensive Coordinator of the Year by Footballscoop.com and other media outlets. Within the Pac-10 Conference, the Cardinal improved from 8th to 1st in both scoring defense and sacks, while moving from 9th to 2nd in takeaways and yards allowed. Stanford posted three Pac-10 shutouts on the year, marking the first time the Cardinal had held opponents scoreless in three contests in a single season.

Fangio was a special assistant to the head coach with the Baltimore Ravens from 2006-09, adding the title of linebackers coach in 2009. From 2006-09, the Ravens led the NFL in scoring defense (17.0 pppg) and opponent passer rating (70.6), were second in total defense (281.8 yppg) and tied for second in takeaways (129). They were also second in the league in rushing defense (82.4 yppg) including tops in yards per carry allowed (3.27), sixth in passing defense (199.4 yppg) and eighth in sacks (158).

Prior to joining Baltimore, Fangio spent four seasons (2002-05) as the defensive coordinator of the Houston Texans. Houston had eight interception return touchdowns and four fumble return touchdowns during that time. The Texans 22 interceptions in 2004, still stands as a team record.

Fangio also served as an NFL defensive coordinator with the Indianapolis Colts (1999-2001) and Carolina Panthers (1995-98). The Panthers ranked 10th in the NFL in scoring defense (19.8) and opponent passer rating (74.4) and sixth in takeaways





(130) during Fangio's time with the team, despite the club being an expansion franchise. In 1996, the Panthers won the NFC West and reached the NFC Championship game in just their second year of existence, as Carolina's defense topped the NFL in sacks (60, a franchise record that still stands today) and finished second in the league in scoring defense (13.6 ppg) and seventh in opponent passer rating (68.7). Carolina also yielded just five touchdowns and 56 points in the second half of games for the entire season, breaking an NFL record set by the 1985 Chicago Bears that still stands today.

Fangio came to Carolina from New Orleans where he spent nine seasons as the linebackers coach of the Saints (1986-94). Fangio coached the heralded "Dome Patrol," which included All-Pro linebackers Rickey Jackson, Vaughan Johnson, Sam Mills and Pat Swilling. The group was the only linebacking unit from one team voted to the Pro Bowl on the first ballot (1992) and was later voted the best linebacking corps in league history by NFL Network. Fangio and the linebackers helped the Saints to four postseason appearances, including their first-ever playoff appearance (1987) and first-ever division title (1991).

Fangio came to the NFL after two seasons as a defensive assistant of the USFL's Philadelphia/Baltimore Stars (1984-85), winning back-to-back league championships with the team. He served as a graduate assistant at North Carolina in 1983 after serving as the defensive coordinator at Milford (Conn.) Academy in 1982.

He got his coaching start in 1979 at his alma mater, Dunmore (Pa.) High School, serving as a linebackers coach before being promoted to defensive coordinator in 1980.

Fangio, who attended East Stroudsburg University, was inducted into the Northeast Pennsylvania Hall of Fame in 1993. He has a son, Christian, and a daughter, Cassie.

## Vic Fangio - Defensive Coordinator

**Born:** 1958, Dunmore, Pa.

### Playing Experience

None

### Coaching Experience

**Pro Coach:** Chicago Bears (defensive coordinator) **2015-present**; San Francisco 49ers (defensive coordinator) **2011-14**; Baltimore Ravens (linebackers) **2009**; Baltimore Ravens (special asst. to head coach/defense) **2006-08**; Houston Texans (defensive coordinator) **2002-05**; Indianapolis Colts (defensive coordinator) **1999-2001**; Carolina Panthers (defensive coordinator) **1995-1998**; New Orleans Saints (linebackers) **1986-1994**; Baltimore Star (defensive assistant) **1984**. **College Coach:** Stanford (defensive coordinator) **2010**. **High School Coach:** Milford (CT) Academy (defensive coordinator) **1982**; Dunmore (PA) High School (defensive coordinator/linebacker) **1979-81**.

**DOWELL LOGGAINS** Offensive Coordinator

Dowell Loggains is in his second season as the Bears offensive coordinator after being promoted to the role on January 11, 2016. He is in his third season on the Bears coaching staff after working the 2015 season as Chicago's quarterback coach. Overall, Loggains has nine years NFL coaching experience, including three seasons as offensive coordinator and five as a quarterbacks coach.

In his first season as the Bears offensive coordinator, the Bears ranked third in franchise single-season history in gross (4,139) and net passing yards (3,969) and second in passing first downs (212) despite starting three different quarterbacks (Matt Barkley – 6; Jay Cutler – 5; Brian Hoyer – 5). The Bears also saw improvement over last season in yards per game (356.5), yards per play (5.9), rushing yards per play (4.57), passing yards per game (248.1) and sacks per pass attempt (5.01%). The Bears' 5.9 yards per play ranked fifth in the NFL in 2016 while their 4.57 rushing yards per play ranked sixth and their 5.01% sacks per pass attempt ranked eighth. The Bears also tied for fifth in the NFL in explosive plays (plays of 10+ yards) with 230.

Under Loggains tutelage, rookie RB Jordan Howard finished second in the NFL in rushing with 1,313 yards, the most rushing yards by a rookie in club history. Receiver Cameron Meredith became the first undrafted player to lead the Bears in receptions since Tom Waddle accomplished that feat in 1993 (44), finishing the season with 66 catches for 888 yards and four touchdowns.

In 2014, Loggains was the quarterbacks coach for the Cleveland Browns. Under Loggains tutelage, the Browns finished the 2014 season with 3,678 passing yards, 11th most in franchise history. Their 7.33 yards per attempt in 2014 was the highest for the franchise since 1992. Their 21 pass plays of 25 or more yards were tied for the second most by the franchise in the last 21 years and the most since 1995.

From 2008-13, Loggains was on the coaching staff of the Tennessee Titans, including serving as offensive coordinator in 2013 and during the final five games of the 2012 season. In 2013, the Titans jumped out to a 3-1 start as starting quarterback Jake Locker had a 99.0 passer rating, before injuries derailed his season. Locker finished with an 86.7 passer rating in seven starts (4-3 record).

From 2010-12, Loggains was the quarterbacks coach/passing game coordinator of the Titans, working with Kerry Collins, Vince Young, Matt Hasselbeck and Locker, a first-round pick in 2011. The Titans' 4,113 passing yards and 84.4 passer rating in 2011 are sixth and seventh-highest in franchise single-season history, respectively. In 2010 he helped Collins post the third-best passer rating of his career (82.2) and Vince Young register the highest passer rating of his career (98.6).

Loggains joined the Titans in 2006, working as a coaching administrative assistant for two seasons before being named a quality control coach in 2008, a role he held for two years.

Prior to his time in Tennessee, Loggains spent the 2005 season as a scouting assistant with the Dallas Cowboys. His duties included assisting with opponent film breakdown, self-scouting and statistical analysis to be used in game-plan preparation.

Loggains has worked with several successful NFL coordinators during his time in the NFL, including Sean Payton, Norm Chow, Mike Heimerdinger, Chris Palmer, Kyle Shanahan and Adam Gase.

The Newport, Ark. native was a four-year letterman as a quarterback and holder at the University of Arkansas, where he appeared in 50 games. He graduated with a Bachelor of Science and master's degree in education. He was a two-year starter at quarterback for Abilene Cooper (Texas) High School under the legendary Randy Allen, who ranks among the winningest active high school coaches in Texas with over 325 career victories.

Loggains and his wife, Beth, have two daughters, Reese and Aven, and one son, Ryne.

**Dowell Loggains - Offensive Coordinator**

**Born:** 1980, Newport, Ark.

**Playing Experience**

**Quarterback, Arkansas, 2000-04**

**Coaching Experience**

**Pro Coach:** Chicago Bears (offensive coordinator), **2016-present;** Chicago Bears (quarterbacks) **2015;** Cleveland Browns (quarterbacks) **2014;** Tennessee Titans (offensive coordinator) **2012** (final five games)-**13;** (quarterbacks/passing game coordinator) **2010-12;** (quality control) **2008-09;** (coaching administrative assistant) **2006-07.**



## JEFF RODGERS *Special Teams Coordinator*

Jeff Rodgers is in his third year as the special teams coordinator of the Chicago Bears after being hired by the club on January 19, 2015.

He has 13 years of NFL experience coaching special teams and 16 seasons coaching experience overall.

In Rodgers' second campaign with the Bears, KR Deonte Thompson ranked 2nd in the NFL in kickoff return yards (804) and DB Sherrick McManis led the Bears in special teams tackles for the second consecutive season with 13. P Pat O'Donnell allowed 22 punt returns in 2016, tied for the 3rd fewest in the NFL among punters who appeared in 16 games.

Before his time in Chicago, Rodgers spent four seasons as the special teams coordinator of the Denver Broncos (2011-14). During Rodgers' four seasons in Denver, the Broncos ranked 10th in the NFL in gross punting average (45.6 yards per punt) and 11th in net punting average (39.6 ypp). Denver's six total kick return touchdowns (four punt and two kickoff) were tied for second most in the NFL during Rodgers' time with the team with the Broncos 24.5 kickoff return average ranking ninth in the NFL since 2011.

Under Rodgers' tutelage, Broncos kicker Matt Prater was named to the Pro Bowl following the 2013 season after setting franchise records in field goal percentage (96.2 percent, 25-of-26) and points scored (150). Prater's 64-yard field goal on December 8, 2013 is the longest in NFL history. In 2014, Connor Barth's 93.8 field goal percentage (15-of-16) was second-highest in franchise single-season history.

In Rodgers' second season with the Broncos, Denver's special teams allowed the second-lowest punt return average (6.0 yards per return) and the seventh-lowest kickoff return average (22.1 ypr) in the NFL. During the Divisional Playoffs that season, Trindon Holliday became the first player in NFL history to record a punt return touchdown (90 yards) and kickoff return touchdown (104 yards) in a single playoff game.

In 2011, Denver was third in the NFL in punt return average (12.7 ypr), including two touchdowns. Under Rodgers' direction in 2011, Colquitt set single-season franchise records for gross (47.4) and net punting (40.2) averages. Denver was sixth in the NFL in gross punt average and eighth in net punting average as punter Britton Colquitt set a franchise record with a 47.4 gross average. Colquitt's 42.1 net punting average in 2012 and 40.2 average in 2011 are first and second in franchise single-season annals.

Prior to his time in Denver, Rodgers spent two seasons in Carolina under Bears head coach John Fox, first as the Panthers special teams assistant (2009) before being named special teams coordinator (2010). He came to Carolina after spending the 2008 season at Kansas State as the Wildcats special teams coordinator.

Rodgers got his NFL coaching experience in San Francisco working as the special teams quality control coach from 2003-04 before being named assistant special teams coach in 2005, a title he held for three seasons. During his five seasons working with San Francisco's special teams, long snapper Brian Jennings (2004) and punter Andy Lee (2007) were Pro Bowl selections. Lee set an NFL single-season record with 42 punts landed inside-the-20 in 2007 leading to a 41.0 net punting average, second best in the league that season.

He began his coaching career as a graduate assistant at the University of Arizona, where he worked with the secondary (2001) and linebackers (2002).

Rodgers played linebacker at North Texas, where he earned a degree in business, specializing in entrepreneurship and strategic management. Rodgers was born in St. Paul, Minn., and attended Westlake High School in Austin, Texas.

He is the younger brother of Bears defensive line coach Jay Rodgers.

### Jeff Rodgers - Special Teams Coordinator

Born: 1978, St. Paul, Minn.

#### Playing Experience

Linebacker, North Texas, 1996-99

#### Coaching Experience

**Pro Coach:** Chicago Bears (special teams coordinator) **2015-present**; Denver Broncos (special teams coordinator) **2011-14**; Carolina Panthers (special teams coordinator) **2010**; (special teams assistant) **2009**; San Francisco 49ers (assistant special teams) **2005-07**; (special teams quality control) **2003-04**. **College Coach:** Kansas State (special teams coordinator) **2008**; Arizona (linebackers) **2002**; Arizona (secondary) **2001**.

**ROY ANDERSON** Assistant Defensive Backs

Roy Anderson enters his first season as the Bears assistant secondary coach after being hired by the club on January 19, 2017. Anderson owns nine years of NFL coaching experience with the San Francisco 49ers (2016), Indianapolis Colts (2012-15) and Baltimore Ravens (2008-11).

Prior to joining the NFL, Anderson spent time as a graduate assistant with LSU (2004), Florida State (2003) and Florida A&M (2002). Anderson also spent time as a player personnel assistant with the Ravens (2005-07).

Last season, Anderson was the 49ers assistant defensive backs coach. Safety Antoinette Bethea led the team with 141 tackles and reached 100 tackles for the third time under Anderson's tutelage (2012, 2013 and 2016).

Before joining San Francisco, Anderson coached the secondary for four seasons with the Colts (2012-15). Under his guidance, CB Vontae Davis posted four interceptions and S Mike Adams tallied five interceptions in both 2014 and 2015 en route to back-to-back Pro Bowl nods. Adams also finished tied for first in the NFL with seven takeaways in 2014.

Anderson spent seven seasons with the Ravens (2005-11), including the last two as defensive assistant/secondary coach (2010-11). In 2011, the Ravens defense allowed 288.9 yards per game (3rd in the NFL). In 2009, he worked primarily with the defensive line as Baltimore ranked third in the NFL, allowing 300.5 yards per game.

Anderson played quarterback at Howard (1997-2001) and was named to the all-MEAC Scholar-Athlete Team in 2001.

**Roy Anderson - Assistant Defensive Backs**

**Born:** 1980, Tallahassee, Fla.

**Playing Experience**

**Quarterback, Howard, 1997-2001**

**Coaching Experience**

**Pro Coach:** Chicago Bears (assistant defensive backs), **2017-present;** San Francisco 49ers (safeties), **2016;** Indianapolis Colts (safeties), **2012-15;** Baltimore Ravens (defensive assistant), **2009-11,** (coaching assistant), **2008,** (player personnel assistant), **2005-07;** **College Coach:** LSU (graduate assistant), **2004;** Florida State (student assistant), **2003;** Florida A&M (graduate assistant), **2002.**

**ZACH AZZANNI** Wide Receivers

Zach Azzanni is in his first season as the Bears wide receivers coach after being hired by the team on February 22, 2017.

Azzanni comes to the Bears with 18 years of coaching experience at the collegiate level with Tennessee (2013-16), Wisconsin (2012), Western Kentucky (2011), Florida (2010), Central Michigan (2007-09), Bowling Green (2001-06) and Valparaiso (1999-00).

Azzanni joined Tennessee in 2013 as the wide receivers coach/recruiting coordinator before being promoted to the passing game coordinator/wide receivers coach prior to the start of the 2015 season. In his first season at Tennessee, Azzanni helped freshman WR Marques North earn SEC all-Freshman honors after finishing the season with 38 catches for 496 yards. North's 38 catches rank second in school history among freshman receivers.

Prior to his time with the Volunteers, Azzanni held the title of wide receivers coach at Wisconsin (2012). While there, he helped WR Jared Abbrederis earn first-team all-Big Ten honors.

Azzanni spent 2011 as the offensive coordinator/wide receivers coach at Western Kentucky. In his lone season at WKU, the school featured the nation's second leading rusher in Bobby Rainey (141.3 ypg) while TE Jack Doyle finished 5th in the nation in receiving yards among tight ends (614).

Azzanni was hired as the passing game coordinator/wide receivers coach at Florida after the conclusion of the 2009 college regular season. In his first game as coach, he helped QB Tim Tebow throw for a career-high 482 passing yards in the Sugar Bowl vs. Cincinnati. In 2010, he helped coach the Gators to the Outback Bowl.

Prior to his time in Florida, Azzanni spent three seasons (2007-09) as the assistant head coach/wide receivers coach at his alma mater, Central Michigan. In 2009, he was named the Wide Receivers Coach of the Year by FootballScoop.com. Under his tutelage, WR Bryan Anderson set an NCAA record with a catch in 53 consecutive games while his teammate, WR Antonio Brown, caught a pass in 40 consecutive games.

From 2001-06, Azzanni coached at Bowling Green as the wide receivers coach (2003-06) and graduate assistant (2001-02). He began his coaching career during the 1999-2000 campaign at Valparaiso as the wide receivers coach. In 2004, the Bowling Green receiving corps produced four 1,000 yard receivers and was ranked the nation's 3rd best receiving group in the nation by Athlon Sports.

Azzanni played wide receiver at Central Michigan from 1994-98.



## Zach Azzanni - Wide Receivers

Born: 1976, St. Louis, Mo.

### Playing Experience

Wide Receiver, Central Michigan, 1994-1998

### Coaching Experience

**Pro Coach:** Chicago Bears (wide receivers), **2017-present**; **College Coach:** Tennessee (2013-14: wide receivers/recruiting coordinator / 2015-16: passing game coordinator/wide receivers), **2013-16**; Wisconsin (wide receivers), **2012**; Western Kentucky (offensive coordinator/wide receivers), **2011**; Florida (passing game coordinator/wide receivers), **2010**; Central Michigan (assistant head coach/wide receivers), **2007-09**; Bowling Green (2003-06: wide receivers / 2001-02: graduate assistant), **2001-06**; Valparaiso (wide receivers), **1999-2000**.



## SEAN DESAI *Defensive Quality Control*

Sean Desai is in his fifth season as a defensive quality control coach for the Chicago Bears after being hired by the team on January 28, 2013. He has over a decade of experience as a coach at the NFL and collegiate levels. On the field, Desai will continue to work with the Bears linebackers while also assisting the special teams coaches.

Last season, outside linebackers Willie Young and Leonard Floyd finished first and tied for second on the team in sacks, notching 7.5 and 7.0 sacks, respectively. Floyd finished the season third in the NFL among rookies in sacks and his 7.0 sacks were the third most by a rookie in franchise history. Floyd also posted three multi-sack games in 2016, the most by a Bears rookie since Mark Anderson tallied four in 2006. In their first season with the Bears, inside linebackers Jerrell Freeman led the club in tackles (127) while Danny Trevathan finished third (73) despite

being limited to nine games due to a knee injury.

Desai joined the Bears after spending the 2012 season as the running backs coach/special teams coordinator at Boston College. In 2012, the Eagles led the NCAA in punt returns, averaging 21.7 yards per return (282 yards and one touchdown on 13 returns). That season, Desai also coached Boston College running back Andre Williams who went on to win the Doak Walker Award as the nation's top running back a year later.

Desai was the assistant director of football operations at the University of Miami (FL) in 2011 after spending five seasons at Temple (2006-10) as a defensive and special teams coach.

In 2010, Desai was Temple's special teams coordinator/outside linebackers coach. At age 27, he was one of the youngest coordinators in the country at the time. That season, the Owls special teams ranked second in the nation in kickoff coverage, allowing just 17.4 yards per return. The Owls defense ranked 16th in the nation in both total defense (317.7 yards per game) and scoring defense (19.1 points per game). Temple's defense also finished 15th in passing yards per game allowed (178.2 ypg) and their nine passing touchdowns allowed were tied for the second fewest in the FBS, helping the Owls to the 14th best pass efficiency defense in the nation in (110.98). During his time overseeing the outside linebackers and special teams, Desai coached current Detroit Lions LB Tahir Whitehead and Super Bowl 50 kicker Brandon McManus.

During 2005-09, Desai was a graduate assistant for the Owls defense/special teams and academics. During his time as a graduate assistant, Temple's special teams had the nation's top kickoff return unit in 2008, averaging 26.6 yards per return, while tying for second in the nation with two kickoff return touchdowns. In 2009, the Owls compiled their longest winning streak in program history (nine-straight), en route to the MAC East Division Co-Championship and their first bowl game in 30 years (and just the third bowl game in school annals). While assisting the defensive staff, Desai coached safety Jaiquawn Jarrett and worked with DL Muhammad Wilkerson.

He started his coaching career at his alma mater Shelton (Conn.) High School, serving as a part-time assistant defensive coordinator, defensive backs and wide receivers coach for the freshman squad from 2001-04.

Desai earned his doctorate in educational administration, with an emphasis in higher education, at Temple University in May 2008, serving as an adjunct professor at the school in 2009 and 2010, teaching in the master's and doctoral programs in education administration. Desai is currently an adjunct professor at Lake Forest Graduate School of Management. He has articles published in both the Journal of Higher Education and the Community College Journal of Research and Practice and has spoken at various education conferences, including giving a keynote speech at the New DEEL Conference.

Desai and his wife have two sons.

## Sean Desai - Defensive Quality Control

Born: 1983, Shelton, Conn.

### Playing Experience

None

### Coaching Experience

**Pro Coach:** Chicago Bears (defensive quality control) **2013-present**. **College coach:** Boston College (running backs/ special teams coordinator/defensive backs) **2012**; Miami (assistant director of football operations) **2011**; Temple (graduate assistant, special teams coordinator/outside linebackers) **2007-10**.

**ED DONATELL** Defensive Backs

Ed Donatell is in his third season as the Bears defensive backs coach after being hired by the team on January 21, 2015.

Donatell has 38 years coaching experience, including 26 in the NFL.

In 2016, Donatell helped the secondary rank second in the league in yards after catch allowed (4.5), while the defense as a whole finished fifth in the NFL in yards per play (5.9). Under Donatell's tutelage, undrafted rookie Cre'Von LeBlanc finished the season tied for the team lead in pass breakups (13) and interceptions (2), while also returning one interception for a score. Second year safety Harold Jones-Quartey finished second on the team in tackles with 82.

Prior to joining the Bears, Donatell spent four seasons (2011-14) as the secondary coach for the San Francisco 49ers. During that time, Donatell's secondary was a part of a 49ers defense that ranked second in the NFL in scoring defense (17.4 points per game) and opponent passer rating (76.8), tied for second in interceptions (78), third in total defense (310.2 yards per game) and sixth in pass defense (218.2 ypg).

Four players from San Francisco's secondary were named to a total of six Pro Bowls under Donatell's guidance: S Dashon Goldson (2011-12), CB Carlos Rogers (2011), S Eric Reid (2013) and S Donte Whitner (2011-12). In addition, Goldson, earned first-team All-Pro honors by the Associated Press in 2012 and Rogers was a second-team All-Pro in 2011.

Prior to his time in San Francisco, Donatell was the secondary coach of the Denver Broncos for two seasons (2009-10), his second coaching stint with the club. During his time in Denver, the Broncos were ninth in the NFL in passing defense allowing 211.3 yards per game.

Donatell was the defensive coordinator at the University of Washington in 2008 and served as a special assistant for the New York Jets in 2007.

From 2000-06, Donatell served as an NFL defensive coordinator for two teams: Green Bay (2000-03) and Atlanta (2004-06). During his three seasons in Atlanta, the Falcons defense was tied for seventh in the NFL with 122 sacks and eighth in third-down defense (217-of-599, 36.2 percent). In 2004 the Falcons paced the league with 48 sacks, the first time leading the NFL in that category, while advancing to the NFC Championship game. In 2005, the Falcons led the NFL in third-down defense (58-of-192, 30.2 percent). In 2006, they ranked sixth in the league in yards per carry allowed (3.75) and ninth in rushing defense (103.6 ypg).

During Donatell's four seasons as Green Bay's defensive coordinator, the Packers were third in the NFL with 144 takeaways, including pacing the league with 116 takeaways from 2001 to 2003. In 2002, the Packers defense set a Green Bay record with 52 sacks (which still stands) and led the NFL with 45 takeaways, sixth-most in franchise history.

In Donatell's first stint with the Broncos he held the role of defensive backs coach from 1995-99. During that time, the Broncos were seventh in the NFL in passing defense (199.6 ypg) and yards per attempts (6.47). Denver won back-to-back Super Bowl titles during that time (XXXII following the 1997 season and XXXIII following the 1998 season). The Broncos ranked in the top 10 in pass defense in four of his five seasons overseeing the defensive backs (ninth in 1995, tenth in 1996, fifth in 1997 and eighth in 1999).

Donatell got his NFL coaching start as the defensive backs coach with the New York Jets from 1990-94.

From 1979-89, Donatell operated in the collegiate coaching ranks, holding the role of defensive backs coach with Cal State Fullerton (1989), the University of Idaho (1986-88) and the University of Pacific (1983-85) after working as a graduate assistant at the University of Washington (1981-82) and Kent State (1979-80).

An all-conference defensive back, team captain and four-year letter winner at Glenville State (W.Va.) University, Donatell received a bachelor's degree in physical education in 1979. He went on to earn a master's degree in administration from Kent State in 1981.

A native of Stow, Ohio, Donatell and his wife Shari, have three children, Brenna, Tommy and Stevie.

**Ed Donatell - Defensive Backs**

**Born:** 1957, Akron, Ohio

**Playing Experience**

**Defensive Back, Glenville State (W.Va.), 1975-78**

**Coaching Experience**

**Pro Coach:** Chicago Bears (secondary) **2015-present**; San Francisco 49ers (secondary) **2011-14**; Denver Broncos (secondary) **2009-10**; New York Jets (special assistant) **2007**; Atlanta Falcons (defensive coordinator) **2004-06**; Green Bay Packers (defensive coordinator) **2000-03**; Denver Broncos (defensive backs) **1995-99**; New York Jets (defensive backs) **1990-94**. **College Coach:** Washington (defensive coordinator) **2008**; Cal State Fullerton (defensive backs) **1989**; Idaho (defensive backs) **1986-88**; Pacific (defensive backs) **1983-85**; Washington (defensive backs) **1981-82**; Kent State (defensive backs) **1979-80**.



## JOHN DUNN **Offensive Assistant**

John Dunn is in his second season with the Bears as an offensive assistant. He originally joined the Bears as a football assistant.

Dunn possesses 13 years of coaching experience, including 12 years at the college level with Maryland (2011-15), LSU (2008-10) and North Carolina (2004-07).

Dunn spent five seasons (2011-15) at Maryland coaching tight ends as well holding the role of recruiting coordinator. During his time at Maryland, Dunn helped put together two, top 35 recruiting classes and landed three five-star recruits (Damien Prince, 2014; Deon Long, 2013; Stefon Diggs, 2012). He also helped Maryland land the Washington, D.C. Gatorade Player of the Year in back-to-back seasons (Yannick Ngakoue, 2013; Albert Reid, 2012).

Prior to joining Maryland, Dunn spent three seasons at LSU as an offensive graduate assistant/intern. While with the Tigers, he helped coach the offensive line and quarterbacks and ran meetings with those position groups. He also had primary responsibility for the assimilation of the playbook and all computer drawings, as well as all practice scripts and game plans.

Dunn was a walk-on at North Carolina from 2001-03, playing quarterback and tight end before a neck injury ended his career. After the injury, he served as a student assistant (2004) before being promoted to an offensive quality control coach (2005) and finally an offensive graduate assistant (2006-07). In 2007, he helped WR Hakeem Nicks earn first-team all-ACC honors.

Dunn and his wife, Lindsay, have two children, Carter and Emerson.

### John Dunn - Offensive Assistant

Born: 1983, Shelby, N.C.

#### Playing Experience

Quarterback/Tight End, North Carolina 2001-2003

#### Coaching Experience

**Pro Coach:** Chicago Bears (2016: football assistant / 2017: offensive assistant), **2016-present; College Coach:** Maryland (tight ends/recruiting coordinator), **2011-15:** LSU (offensive graduate assistant/intern), **2008-10:** North Carolina (2004: student assistant / 2005: offensive quality control / 2006-07: offensive graduate assistant), **2004-07.**



## BEN McDANIELS **Offensive Assistant**

Ben McDaniels is in his second season as offensive assistant with the Bears after being hired by Chicago on February 15, 2016.

McDaniels has nine years of coaching experience at the college or professional level with the Chicago Bears (2016), Rutgers University (2014-15), Tampa Bay Buccaneers (2012-13), Denver Broncos (2009-10) and the University of Minnesota (2004-05).

Last season, the Bears finished third in franchise single-season history in gross (4,139) and net passing yards (3,969) and second in passing first downs (212). The offense also saw improvement over last season in yards per game (356.5), yards per play (5.9), rushing yards per play (4.57), passing yards per game (248.1) and sacks per pass attempt (5.01%). The Bears' 5.9 yards per play ranked fifth in the NFL in 2016 while their 4.57 rushing yards per play ranked sixth and their 5.01% sacks per pass attempt ranked eighth. The Bears also tied

for fifth in the NFL in explosive plays (plays of 10+ yards) with 230.

Prior to joining the Bears, McDaniels spent two seasons at Rutgers, including 2015 as the offensive coordinator/quarterbacks coach of the Scarlet Knights. In 2015, McDaniels helped sophomore quarterback Chris Laviano to a 60.9 completion percentage (187-of-307), the first Rutgers QB to complete over 60 percent of his passes since Mike Teel in 2008. Laviano's 386 passing yards at Indiana in 2015 were tied for the fifth-best mark in school history. In that contest, the Scarlet Knights tied the school record for largest comeback win, erasing a 25-point third quarter deficit in a 55-52 victory. McDaniels joined Rutgers in 2014 as the school's wide receivers coach. In two seasons at the school, McDaniels helped wide receiver Leonte Carroo set a Rutgers career record with 29 touchdown receptions while ranking third with 2,373 receiving yards in 31 games played.

Prior to his time at Rutgers, McDaniels spent two seasons (2012-13) as an offensive assistant with the Tampa Bay Buccaneers, working primarily with the running backs and wide receivers. In 2012, he helped rookie Doug Martin rush for a career-high 1,454 yards and 11 touchdowns, while WR Vincent Jackson posted a career-high 1,384 receiving yards and 8 touchdowns. As a unit, the Buccaneers offense averaged a franchise-best 248.9 passing yards per game en route to the second-best total offense in Tampa Bay history (363.8 ypg).



From 2009-10, McDaniels worked on the staff of the Denver Broncos, overseeing the quarterbacks in 2010 after starting as an offensive assistant in 2009. McDaniels helped the Broncos offense average 252.4 passing yards per game in 2010, sixth best in franchise history, while working with quarterbacks Kyle Orton and Tim Tebow.

McDaniels joined the NFL ranks after spending four years coaching high school football in Ohio at Massillon's Jackson High School (2008, quarterbacks), Canton McKinley Senior High School (2006-07, quarterbacks) and Warren Harding High School (2003, wide receivers). In between high school coaching stops, McDaniels spent two seasons (2004-05) as a graduate assistant at the University of Minnesota, working with the wide receivers in 2004 and the defensive backs in 2005, while earning his Master's Degree in Sport Management.

The Canton, Ohio native played quarterback at Canton McKinley Senior High School winning two state championships and were named USA Today National Champions in 1997, followed by playing quarterback at Kent State University from 1999-2001.

He and his wife, Kyle, have a daughter, Kinley, and son, Brooks.

**Ben McDaniels - Offensive Assistant****Born:** 1980, Barberton, Ohio**Playing Experience****Quarterback, Kent State, 1999-2001****Coaching Experience**

**Pro Coach:** Chicago Bears (offensive assistant) **2016-present**; Tampa Bay Buccaneers (offensive assistant) **2012-13**; Denver Broncos (offensive assistant/quarterbacks) **2009-2010**. **College Coach:** Rutgers (wide receivers) **2014-15**; Minnesota (graduate assistant) **2004-05**.

**CURTIS MODKINS** Running Backs

Curtis Modkins is in his first season as the Bears running backs coach after being hired by the team on January 19, 2017. Modkins owns 22 years of coaching experience, including nine years at the professional level with the San Francisco 49ers (2016), Detroit Lions (2013-15), Buffalo Bills (2010-12), Arizona Cardinals (2009) and Kansas City Chiefs (2008).

Modkins spent last season as the 49ers offensive coordinator. Under his guidance, San Francisco's offense ranked second in the NFL in red zone efficiency (68.2%), fourth in rushing yards per game (126.2) and fifth in rushing attempts per game (28.6).

Prior to San Francisco, Modkins spent three seasons as the Lions running backs coach/run game coordinator (2003-15). In 2015, the Detroit running backs finished the season ranked first in the NFL in receptions (135) and receiving yards (1,216) and tied for fourth in receiving touchdowns (five). In 2013, Detroit ranked third in the NFL in total yards gained by running backs with 2,769 yards (1,690 rushing and 1,079 receiving). Running backs Reggie Bush (1,006 rushing and 506 receiving) and Joique Bell (651 rushing and 547 receiving) became the first running back tandem in league history to register 500+ rushing yards and 500+ receiving yards in the same season.

Before arriving in Detroit, Modkins spent three years with the Bills as their offensive coordinator and running backs coach (2010-12). Under Modkins tutelage, QB Ryan Fitzpatrick posted 3,000+ passing yards and 20+ touchdown passes and WR Stevie Johnson tallied 1,000 or more receiving yards in each of his three years as the club's offensive coordinator. In 2012, Buffalo finished fourth in the NFL in yards per carry (5.0) and sixth in rushing yards (2,217). In Modkins first season with the Bills in 2010, Johnson posted 10 receiving touchdowns which ranked second in Bills single-season history.

In 2009, Modkins held the running backs coach post for the Cardinals. Running back Tim Hightower finished the 2009 season ranked second among NFL running backs in receptions (63).

Modkins got his first shot in the NFL with the Chiefs as their running backs coach in 2008. Under his guidance, the Chiefs ranked fourth in the league in yards per carry (4.8).

Before joining the NFL ranks, Modkins spent 13 seasons at the collegiate level with Georgia Tech (2002-07), the University of New Mexico (1998-01) and TCU (1995-97). While at Georgia Tech, Modkins coached the running backs (2003-07) and the defensive backs (2002) and at New Mexico he coached the defensive backs (1998-01). At his alma mater, TCU, Modkins coached the tight ends (1997), secondary (1996) and started out as a graduate assistant (1995).

Modkins was a three-year starter at running back for TCU from 1990-92. He finished his career third in school history in rushing yards (2,763) and earned second-team all-Southwest Conference honors twice.





## Curtis Modkins - Running Backs

Born: 1970, Marlin, Texas

### Playing Experience

Running Back, TCU, 1990-1992

### Coaching Experience

**Pro Coach:** Chicago Bears (running backs), **2017-present;** San Francisco 49ers (offensive coordinator), **2016;** Detroit Lions (running backs/run game coordinator), **2013-15;** Buffalo Bills (offensive coordinator/running backs), **2010-12;** Arizona Cardinals (running backs), **2009;** Kansas City Chiefs (running backs), **2008; College Coach:** Georgia Tech (2003-07: running backs / 2002: defensive backs), **2002-07;** New Mexico (defensive backs), **1998-2001;** TCU (1997: tight ends / 1996: secondary / 1995: graduate assistant), **1995-97.**



## GLENN PIRES Linebackers

Glenn Pires is in his third year as the Bears linebackers coach after being hired by the club on January 23, 2015.

Pires has 32 years coaching experience at the NFL and collegiate level, including 21 seasons in the NFL. He has spent 26 of those 32 years coaching linebackers.

Under Pires guidance, LBs Jerrell Freeman and Danny Trevathan ranked first and third on the team in total tackles, tallying 127 and 73 tackles, respectively. Rookie LB Nick Kwiatkoski paced all Bears first-year players in tackles with 52, while starting 7-of-14 games in his first professional season.

Pires came to Chicago by way of Atlanta where he spent seven seasons as the linebackers coach of the Falcons. In 2014 under Pires' tutelage, second-year Falcons LB Paul Worrilow was fifth in the NFL with 142 tackles.

During the 2013 season Pires helped Worrilow, who was an undrafted rookie free agent, lead the Falcons and tie for 11th in the NFL with 127 tackles. That year, Worrilow recorded 19 tackles in back-to-back contests (November 3 at Carolina and November 10 versus Seattle), tied for the most in any game by a Falcons player since at least 1991. In 2013, Pires also helped Joplo Bartu, another undrafted rookie, finish third on the team with 85 tackles while adding eight tackles for losses and 3.5 sacks.

In 2012, the Falcons primary starting linebacking combo of Sean Weatherspoon, Stephen Nicholas and Akeem Dent combined to tally 309 tackles, 16 tackles for loss, 10 passes defended, five sacks, two interceptions, two forced fumbles and two fumble recoveries.

During the 2011 season, the Falcons finished sixth in the NFL in rush defense (97.0 yards per game) and second in opponent red zone scoring efficiency (78.7 percent, 37 scores in 47 drives).

In both 2009 and 2010, the Falcons defense finished 10th in the NFL in rushing defense yielding 105.9 and 106.8 yards per game, respectively. Pires helped LB Curtis Lofton earn All-Rookie honors from Sporting News and Pro Football Weekly in 2008 after he finished with 108 tackles, the second most by any NFL rookie.

Pires came to Atlanta from Miami where he spent five seasons on the coaching staff working as assistant linebackers coach (2007), defensive quality control coach (2005-06) and assistant defensive line coach (2003-04). During that time he worked with Pro Bowl LBs Zach Thomas and Joey Porter and Pro Bowl defensive ends Jason Taylor and Adewale Ogunleye.

Before his time in Miami, Pires spent two years (2001-02) as linebackers coach of the Lions. From 1996-2000, Pires worked as the linebackers coach of the Arizona Cardinals.

In the collegiate ranks, Pires coached at Syracuse (graduate assistant, 1983-84; defensive line, 1989-90; outside linebackers, 1991-94), Dartmouth (defensive line/linebackers coach, 1985-88) and Michigan State (outside linebackers/recruiting coordinator, 1995).

He started his coaching career as an assistant at Melrose High School (Mass.).

The New Bedford, Mass., native was a four-year letterman along the offensive line at Springfield College (Mass.), earning his bachelor's in education in 1980.

Pires and his wife, Lynn, have one daughter, Jackie and one son, Michael.

## Glenn Pires - Linebackers

Born: 1958, New Bedford, Mass.

### Playing Experience

Offensive Lineman, Springfield College, 1976-79

### Coaching Experience

**Pro Coach:** Chicago Bears (linebackers) **2015-present;** Atlanta Falcons (linebackers) **2008-14;** Miami Dolphins (assistant linebackers coach) **2007;** (defensive quality control) **2005-06;** (assistant defensive line) **2003-04;** Detroit Lions (linebackers) **2001-02;** Arizona Cardinals (linebackers) **1996-2000. College Coach:** Michigan State (outside linebackers/recruiting coordinator) **1995;** Syracuse (outside linebackers) **1991-94;** (defensive line) **1989-90;** Dartmouth (defensive line/linebackers) **1985-88;** Syracuse (graduate assistant) **1983-84.**



## DAVE RAGONE **Quarterbacks**

Dave Ragone is in his second season as the Bears quarterbacks coach after being hired by the team on January 22, 2016.

Ragone has five years NFL coaching experience, including spending the 2013 season as the Tennessee Titans quarterbacks coach. He joined the Bears from Washington where he spent the 2015 season as an offensive quality control coach.

In his first season with the Bears, the offense set marks in franchise single-season history for gross passing yards (4,139; third), net passing yards (3,969; third) and passing first downs (211; second) despite starting three different quarterbacks (Matt Barkley – 6; Jay Cutler – 5; Brian Hoyer – 5).

In 2015, Ragone worked on an offensive coaching staff that helped Redskins quarterback Kirk Cousins to the fifth-highest passer rating in the NFL (101.6), including a 29:11 touchdown to interception ratio and an NFL-best 69.8 completion percentage.

Prior to his time with the Redskins, Ragone worked as an assistant coach in Tennessee, overseeing the quarterbacks in 2013 after coaching the wide receivers from 2011-12, working under current Bears offensive coordinator Dowell Loggains, who was the Titans offensive coordinator from 2012-13. In 2013, Ragone worked with QB Jake Locker who had a 99.0 passer rating before injuries derailed his season. Locker finished with an 86.7 passer rating in seven starts (4-3 record).

As a wide receivers coach, Ragone helped Nate Washington to a career-high 1,023 receiving yards in 2011, the Titans first 1,000-yard receiver since 2004. Washington added career-highs in receptions (74) and receiving touchdowns (seven) that season. A year later, under Ragone's coaching, Kendall Wright tied for the NFL lead among rookies with 64 receptions.

Ragone also worked as a quarterbacks coach for the Hartford Colonials in 2010, helping Josh McCown lead the UFL in passer rating and touchdown passes.

As an NFL player, Ragone spent three seasons as quarterback with the Houston Texans (2003-05) appearing in two games. He also spent time with the Berlin Thunder in 2005 being named NFL Europe Offensive MVP honors while leading the league in passer rating (97.5) and setting an NFLE record by throwing 174 consecutive passes without an interception.

A three-time Conference USA Offensive Player of the Year at Louisville, Ragone led the Cardinals to three consecutive bowl games. The Middleburg Heights, Ohio native was an All-State selection at St. Ignatius H.S. in Cleveland. He and his wife, Marju, have three children, Isabella, Anderson and Cristiano.

### Dave Ragone - Quarterbacks

**Born:** 1979, Middleburg, Ohio

### Playing Experience

**Quarterback, Louisville, 1999-2002**

**Pro Quarterback, Houston Texans, 2003-05**

### Coaching Experience

**Pro Coach:** Chicago Bears (quarterbacks) **2016-present**; Washington Redskins (offensive quality control) **2015**; Tennessee Titans (quarterbacks) **2011-13**; Hartford Colonials (UFL) (quarterbacks) **2010**.



## JAY RODGERS *Defensive Line*

Jay Rodgers is in his third year as the Chicago Bears defensive line coach after being hired by the franchise on January 25, 2015.

Rodgers has 16 years coaching experience including eight seasons in the NFL.

The Bears defensive line showed improvement in their second season under Rodgers. First-year Bear Akiem Hicks led the way, setting career highs in sacks (7.0), pass breakups (2), tackles for a loss (11) and forced fumbles (2). Hicks also finished fourth on the team with a career-high 71 tackles. Eddie Goldman also produced 2.5 sacks despite being limited to 6 games due to injury.

Prior to joining the Bears, Rodgers spent the previous six seasons (2009-14) on the Denver Broncos coaching staff including overseeing the defensive line over the last three years (2012-14). Over those three seasons (2012-14), the Broncos led the NFL in rushing defense (90.8 yards per game), allowing the fewest rushes of 10-or-more yards (99), and were fourth in the league with 134 sacks. During that time, Rodgers oversaw two Pro Bowl defensive ends: Elvis Dumervil (2012 season) and DeMarcus Ware (2014). The Broncos had a defensive lineman record a double-digit sack season all three years under Rodgers' leadership: Dumervil (11 in 2012), Shaun Phillips (10 in 2013) and Ware (10 in 2014).

In 2014, the Broncos defense ranked second against the run (79.8 ypg), including permitting the second fewest runs of 10-or-more yards in the NFL (29). Denver's defense also finished fourth in the league in rushing average (3.66 yards per carry) and tied for ninth in sacks (41).

A year earlier, the Broncos rushing defense was tied for seventh in the NFL (101.6 ypg), tied for 13th in sacks (41). In his lone season with Denver in 2013 under Rodgers' tutelage, Shaun Phillips recorded the third highest sack total of his then 10-year career with 10 sacks.

In his first year as Denver's defensive line coach, Rodgers helped the Broncos tie for the NFL lead with 52 sacks. Denver also finished third in the NFL that season in rushing defense (91.1 ypg) and second in rushing average allowed (3.61 ypc). Of Dumervil's 11 sacks that season, six were "strip-sacks" (forced-fumbles), the most in the NFL in 2012. Rookie defensive end Derek Wolfe recorded six sacks while becoming just the second rookie defensive lineman in team history to start every game.

Rodgers joined the Broncos as a coaching assistant in 2009, a title he held for two seasons before being named defensive quality control coach in 2011.

Prior to joining the Broncos Rodgers worked the collegiate coaching ranks for nine seasons.

A former college quarterback at Indiana (1996-98) and Missouri State (1999), Rodgers made his coaching debut as a graduate assistant at LSU working on the offensive (2001) and defensive (2002) side of the football. He moved on to become the passing game coordinator/quarterbacks and wide receivers coach at Dodge City Community College in Kansas during the 2003 season. He coached the quarterbacks at Missouri State (2004) and Stephen F. Austin University (2005-06) before overseeing the wide receivers at Iowa State (2007-08).

In 2000, he worked as a recruiting intern at The Ohio State University.

A native of Austin, Texas, Rodgers attended Austin Westlake High School and received a bachelor's degree from Indiana in 2000. He is the older brother of Bears special teams coordinator Jeff Rodgers.

Jay and his wife, Melissa, have two daughters, Avery and Harper, and a son, Rock.

### Jay Rodgers - Defensive Line

Born: 1976, St. Paul, Minn.

### Playing Experience

Quarterback, Indiana, 1996-98;  
Missouri State, 1999

### Coaching Experience

**Pro Coach:** Chicago Bears (defensive line) **2015-present**; Denver Broncos (defensive line) **2012-14**; (defensive quality control) **2010-11**; (coaching assistant) **2009**. **College Coach:** Iowa State (wide receivers) **2007-08**; Stephen F. Austin (quarterbacks) **2005-06**; Missouri State (quarterbacks) **2004**; Dodge City Community College (passing game coordinator/quarterbacks/wide receivers) **2003**; Louisiana State (graduate assistant) **2001-02**.

**FRANK SMITH** *Tight Ends*

Frank Smith is in his third season as the Bears tight ends coach after being hired by Chicago on January 22, 2015.

Smith has 13 years coaching experience, including the last seven within the NFL ranks.

In 2016, Smith was tasked with developing a young group of tight ends that consisted of Ben Braunecker (rookie), Daniel Brown (first year) and MyCole Pruitt (second year). Smith also helped veteran Zach Miller set career highs in receptions (47) and receiving yards (486) despite only playing in 10 games due to injury. Miller also recorded 4 touchdowns, second only to his 5 he scored in 2015.

Before his time in Chicago, Smith spent five seasons with the New Orleans Saints (2010-14). During his time with the Saints, Smith's role was to support the offensive staff in game preparation while assisting with the offensive line.

From 2010-14, the Saints offensive line allowed just 143 sacks, third fewest in the NFL. Four Saints offensive linemen were named to the Pro Bowl during Smith's time with the team: T Jermon Bushrod 2011-12 seasons; G Jahri Evans, 2010-14; G Ben Grubbs, 2013 and G Carl Nicks, 2010-11. Evans was named First-Team All-Pro by the Associated Press three times (2010-12) and Nicks earned the honor once (2011) during Smith's tenure in New Orleans. As a unit, the Saints offensive line earned the 2011 Madden Most Valuable Protectors Award.

In the last five seasons, the Saints pace the NFL in total offense (412.3 yards per game) and are fourth in the league in scoring offense (27.6 points per game). Their 7,474 yards of total offense in 2011 is an NFL record, while also holding the sixth (6,582 yards in 2014), eighth (6,574 yards in 2012) and fourteenth (6,391 in 2013) spots in league annals. The Saints 34.2 points per game in 2011 are fourth highest in single-season NFL history.

Prior to his time in New Orleans, Smith was the offensive coordinator/offensive line coach at Butler University from 2007-09, after joining the university as the offensive line coach in 2006. Smith came to Butler University from his alma mater, Miami (Ohio) University, where worked on the coaching staff as a graduate assistant from 2004-05.

The Milwaukee, Wis. native was a three-year starter and senior captain along the offensive line at Miami (Ohio) from 2000-03, graduating in 2004.

**Frank Smith - Tight Ends**

**Born:** 1981, Milwaukee, Wis.

**Playing Experience**

**Offensive Lineman, Miami (Ohio), 2000-03**

**Coaching Experience**

**Pro Coach:** Chicago Bears (tight ends) **2015-present**; New Orleans Saints (offensive assistant/offensive line) **2010-14**.

**College Coach:** Butler (offensive coordinator/offensive line) **2007-09**; (offensive line) **2006**; Miami (Ohio) (graduate assistant) **2004-05**.

**BRANDON STALEY** *Outside Linebackers*

Brandon Staley is in his first season as the Bears outside linebackers coach after being hired by the team on February 22, 2017. Staley joins the Bears with 11 years of coaching experience at the collegiate level with John Carroll (2013, 2015-16), James Madison (2014), Tennessee (2012), Hutchinson (KS) Community College (2010-11), St. Thomas (2009) and Northern Illinois (2006-08).

Staley spent three seasons (2013, 2015-16) as the defensive coordinator/secondary coach with John Carroll. Last season he helped John Carroll finish third in the nation in total defense (218.0), fourth in scoring defense (12.6) and seventh in third down percentage (.257) and passing defense (139.7) while earning National Coordinator of the Year honors in Division III. John Carroll's defense also helped the team win its first OAC championship since 1989, breaking Mount Union's 11-year regular season winning streak. In 2014, John Carroll's defense finished second in the country in sacks per game (4.5) and ninth in passing yards per game (154.6). Staley was also named OAC

Co-Assistant Coach of the Year in his first season with John Carroll in 2013. That season, John Carroll ranked second in the nation in total defense, red zone defense and scoring defense and third in 3rd down and pass efficiency defense. Under Staley's guidance, John Carroll's defense totaled four all-American honorees, two of which also won OAC player of the year awards.

Staley spent 2014 as the defensive coordinator/linebackers coach at James Madison. Under his guidance, the defense ranked 11th in the nation in turnovers (28) and 13th in sacks per game (2.85). He helped coach DB Dean Marlowe and JMU single-season sack record holder LB Sage Harold to first all-CAA honors.

In 2012, Staley coached as a graduate assistant at Tennessee where he coached inside linebackers as well as a special teams. Under his tutelage, AJ Johnson led the SEC and ranked fourth in the NCAA with 138 tackles.



Staley held the title of associate head coach/defensive coordinator for two seasons (2010-11) at Hutchinson (KS) Community College before joining Tennessee. Staley helped coach nine players to FBS/FCS scholarships. In addition, three were selected in the first four rounds of the NFL Draft (Cordarrelle Patterson, 1st round pick by the Minnesota Vikings; Markus Golden, 2nd round pick by the Arizona Cardinals; Devondre Campbell, 4th round pick of the Atlanta Falcons).

Prior to coaching at Hutchinson, Staley was an assistant coach at St. Thomas for a season (2009), dealing with the linebackers and special teams and a graduate assistant at Northern Illinois, coaching the secondary (2006-07), linebackers (2008) and special teams (2006-08).

Staley played football collegiately at Dayton and Mercyhurst.

## Brandon Staley - Outside Linebackers

**Born:** 1986, Perry, Ohio

### Playing Experience

**Quarterback, Dayton 2003-04, Mercyhurst 2005**

### Coaching Experience

**Pro Coach:** Chicago Bears (outside linebackers), **2017-present**; **College Coach:** John Carroll (defensive coordinator/secondary), **2013, 2015-16**; James Madison (defensive coordinator/linebackers), **2014**; Tennessee (graduate assistant), **2012**; Hutchinson (KS) CC (associate head coach/defensive coordinator), **2010-11**; St. Thomas (assistant), **2009**; Northern Illinois (2006-07: secondary/special teams / 2008: linebackers and special teams), **2006-08**.



## DERIUS SWINTON II Assistant Special Teams

Derius Swinton II rejoins the Bears, possessing eight years of NFL experience coaching special teams with the San Francisco 49ers (2016), Chicago Bears (2015), Denver Broncos (2013-14), Kansas City Chiefs (2012) and St. Louis Rams (2009-11). Swinton also spent two years coaching at the collegiate level at the University of Tennessee (2007-08).

Swinton spent 2016 with the 49ers as their special teams coordinator. Under his direction, San Francisco saw improvement from 2015 in yards per kickoff return allowed (25.7 to 19.8) and punt return average (7.5 to 9.4). In 2016, the 49ers ranked fifth and 10th in those two categories, respectively.

In 2015, Swinton worked with the Bears as the assistant special teams coach. Punter Patrick O'Donnell saw improvement in a number of statistical categories under Swinton's guidance, including gross average (44.2), net average (39.7) and punts inside the 20-yard line (28). Kicker Robbie Gould made a career-high 33 field goals which ranked tied for second in the NFL. Gould led the NFL with seven made field goals from 50-or-more yards, which was also a career high.

Swinton spent two seasons (2013-14) as the Broncos assistant special teams coach. During his time in Denver, the Broncos were ninth in the NFL in field goal percentage (89.1, 49-of-55). In 2013, K Matt Prater was named to the Pro Bowl after setting franchise records in field goal percentage (96.2 percent, 25-of-26) and points scored (150). Prater's 64-yard field goal on December 8, 2013, is the longest in NFL history. In 2014, Connor Barth's 93.8 field goal percentage (15-of-16) was second-highest in franchise single-season history. Broncos returner Trindon Holliday was one of only two players in the NFL to have both a punt and kickoff return touchdown since the start of the 2013 season.

Swinton came to the Broncos after serving as a special teams quality control coach for the Kansas City Chiefs in 2012. During that season, Chiefs P Dustin Colquitt was named to his first Pro Bowl after ranking second in the NFL in punts inside-the-20 (45). Kansas City's special teams units also accounted for three forced fumbles, one blocked punt and one touchdown during the 2012 campaign.

Prior to his time in Kansas City, Swinton spent three seasons (2009-11) in St. Louis as the Rams quality control - special teams coach. The Rams were third in the NFL in net punting average (39.3 yards per punt) and combined kick return yards (5,802), fourth in punt return average (11.0 yards per return) and fifth in punts downed inside-the-20 (95) during his tenure.

Swinton made his coaching debut as a defensive graduate assistant at the University of Tennessee in 2007, a title he held for two years. In 2008, the Volunteers ranked third in the nation in total defense (263.5 ypg).

The Newport News, Va., native played safety and basketball at Hampton University from 2003-06.

## Derius Swinton - Assistant Special Teams

**Born:** 1985, Newport News, Va.

### Playing Experience

**Safety, Basketball, Hampton University, 2003-06**

### Coaching Experience

**Pro Coach:** Chicago Bears (outside linebackers), **2017-present**; San Francisco 49ers (special teams coordinator), **2016**; Chicago Bears (assistant special teams coach), **2015**; Denver Broncos (assistant special teams), **2013-14**; Kansas City Chiefs (special teams quality control), **2012**; St. Louis Rams (quality control-special teams), **2009-11**; **College Coach:** Tennessee (defensive graduate assistant), **2007-08**.

**JEREMIAH WASHBURN** *Offensive Line*

Jeremiah Washburn is in his first seasons as the Chicago Bears offensive line coach after being hired by the club on January 19, 2017.

Washburn possesses 15 years of coaching and scouting experience at the NFL level with the Miami Dolphins (2016), Detroit Lions (2009-15), Baltimore Ravens (2003-08) and Carolina Panthers (2002). He also spent two seasons with the University of Arkansas as a graduate assistant.

Washburn spent last season as the Dolphins assistant offensive line coach. Under his tutelage, Miami's offensive line paved the way for the third most rushing yards by a Dolphins running back in single-season history (Jay Ajayi - 1,272 yards). The offensive line also helped Ajayi rush for over 200 yards three times in 2016 (214 vs. BUF, 10/23; 206 at BUF, 12/24; 204 vs. PIT, 10/16).

Prior to his time in Miami, Washburn spent seven seasons with the Lions as an offensive assistant (2009-12) and offensive line coach (2013-15). In 2014, the Lions won 11 games, the most for the franchise in a single season since 1991 despite Washburn's unit using seven different starting lineup combinations due to injury. Guard Travis Swanson was named the team's Rookie of the Year by the Detroit Sports Broadcasters Association. In Washburn's first year as the offensive line coach in 2013, he helped Detroit rank second in the league in fewest sacks allowed (23), second in sacks per pass play (3.5%) and tied for first in percentage of negative offensive plays (6.9%).

From 2003-2008, Washburn worked in the Ravens front office as the club's southwest area scout (2005-08) and player personnel assistant (2003-04).

Washburn entered the NFL as a football operations assistant with the Panthers in 2002 and began his coaching career as a graduate assistant (2000-01) at his alma mater, Arkansas, while current Bears offensive coordinator Dowell Loggains was on the roster.

Washburn played guard at Arkansas, finishing his collegiate career in 1999.

**Jeremiah Washburn - Offensive Line**

**Born:** 1977, Charlotte, N.C.

**Playing Experience**

**Guard, Arkansas, 1997-1999**

**Coaching Experience**

**Pro Coach:** Chicago Bears (offensive line), **2017-present**; Miami Dolphins (assistant offensive line), **2016**; Detroit Lions (2013-15: offensive line / 2009-12: offensive assistant), **2009-15**; Baltimore Ravens (2005-08: southwest area scout / 2003-04: player personnel assistant), **2003-08**; Carolina Panthers (operations assistant), **2002**; **College Coach:** Arkansas (graduate assistant), **2000-01**.



## BEN WILKERSON *Assistant Offensive Line*

Ben Wilkerson is in his third season with the Bears after being hired as the club's assistant offensive line coach on February 11, 2015.

In 2016, Wilkerson helped coach an offensive line that paved the way for Jordan Howard to gain 1,313 yards on the ground, second most in the NFL last season. Howard's 1,313 rushing yards were also the most by a Bears rookie in club history. The Bears offense also ranked third in franchise single-season history in gross passing yards (4,139) and net passing yards (3,969) and second in passing first downs (212). In his second season, the Bears also saw improvement in yards per game (356.5), yards per play (5.9), rushing yards per play (4.57), passing yards per game (248.1) and sacks per pass attempt (5.01%).

Prior to joining the Bears coaching staff, Wilkerson had five years coaching experience at the collegiate and high school levels as well as three years playing experience in the NFL.

In 2014, he taught physical education and was an assistant football and track coach for North Shore Senior High School in Houston.

Prior to his time at North Shore High, Wilkerson spent two seasons as the offensive line coach at Grambling State University (2012-13). He coached with the Pittsburgh Steelers during their 2012 training camp as a part of the Bill Walsh Minority Internship program.

Wilkerson started his coaching career at his alma mater, Louisiana State University, as an offensive graduate assistant (2010) and then as an offensive administrative intern (2011).

The Port Arthur, Texas native played in 32 games over three NFL seasons with the Cincinnati Bengals (2006) and Atlanta Falcons (2007-08) after entering the league as an undrafted free agent with the Bengals in 2005. He was also with the Florida Tuskers of the UFL (2009) before getting his start in coaching.

Wilkerson started 41 games at center for LSU over the course of four seasons (2001-04), as the Tigers compiled a 33-8 record during his career. As a senior, he was a co-recipient of the Rimington Trophy, awarded to the top center in college football. During his junior season, the Tigers captured the BCS National Championship as Wilkerson started all 14 games contests along the offensive line and was named one of six finalists for the Rimington Trophy.

### Ben Wilkerson - Assistant Offensive Line

**Born:** 1982, Port Arthur, Texas

### Playing Experience

**Offensive Lineman, LSU, 2001-04**

**Pro Offensive Lineman, Cincinnati, 2006;**

**Atlanta, 2007-08; Florida Tuskers (UFL) 2009**

### Coaching Experience

**Pro Coach:** Chicago Bears (assistant offensive line) **2015-present.** **College Coach:** Grambling State (offensive line) **2012-13;** LSU (offensive administrative intern) **2011;** LSU (graduate assistant) **2010.**

**JENN GIBSON** *Sports Science Coordinator & Dietitian*

Jennifer Gibson is in her third season as the Bears sports science coordinator & sport dietitian.

Gibson has over a decade of experience in elite sport. Previous to the Bears, she was a senior sport dietitian and applied physiologist with the United States Olympic Committee and within the Canadian Olympic sport system (2006-2015). Her sports included combat, acrobat, team and winter sports. She also consulted in professional sports, including the New Orleans Saints (2013-15), Vancouver Whitecaps of the MLS (2006-2011), the Women's Tennis Association Pro Tour (2006-2013) and within the NBA (2013-2014). She has traveled to over 20 countries to service her athletes, including two Olympic Games (2010, 2012), two Pan American Games (2007, 2011), one Canada Winter Games (2007), six world championships and over 30 professional tournaments. Gibson also served as an adjunct sport nutrition lecturer for the University of

Colorado - Colorado Springs (2011-2015), and is active in research, having published nine peer reviewed scientific papers and seven book contributions.

Gibson completed her bachelor's degree at Ryerson University and her dietetic education at the University Health Network in Toronto, Canada. Her masters in Exercise Science was completed at the University of Victoria in Victoria, Canada. She is a distinguished graduate of the International Olympic Committee Diploma in Sport Nutrition and a Level III certified anthropometrist with the International Society for the Advancement of Anthropometry. Jennifer is also a Board Certified Specialist in Sport Dietetics with the American Academy of Dietetics and Nutrition.

Jennifer and her husband Jason are Canadian natives.

**JASON GEORGE** *Head Strength & Conditioning*

Jason George is in his third season as the Bears head strength and conditioning coach after being hired by the team on January 22, 2015.

George has 25 years of experience as a strength and conditioning coach, including 20 at the NFL or collegiate level.

Prior to joining the Bears, he spent three seasons (2012-14) as the assistant strength and conditioning coach of the Denver Broncos. Prior to his time in Denver, George served in the same capacity for three seasons (2009-11) with the Jacksonville Jaguars.

From 1998-2008, George was the head strength and conditioning coach at Fordham University. In 2000, he was named the Atlantic 10 Conference College Strength and Conditioning Coach of the Year by the National Strength and Conditioning Association and

received the school's Iron Major Award as the university's coach of the year. Fordham won two Patriot League Football titles (2002 and 2007) during his tenure.

George got his collegiate coaching start at the University of Kansas where he served as a graduate assistant in the strength program from 1997-98, while completing his master's degree in education with a double specialization in sports psychology and sport administration.

He began his career as a strength and conditioning coach/assistant football coach at St. Paul's High School (1993-96) in his native town of Winnipeg, Manitoba.

A graduate of the University of Manitoba where he played safety and earned Academic All-Canadian honors as a senior in 1991, George is an NSCA certified strength and conditioning specialist as well as a certified corrective exercise specialist through the National Academy of Sports Medicine.

George is married to his wife, Leslie.





## RICK PERRY *Assistant Strength & Conditioning*

Rick Perry is in his third season as Chicago's assistant strength and conditioning coach after being hired by the team on February 4, 2015. Perry has 22 years of experience as a strength and conditioning coach at the NFL and collegiate levels.

Perry joined the Bears after spending five years as the director of strength and conditioning efforts for all 16 Central Michigan University athletic programs while having direct oversight of the football program as well as the CMU volleyball program. During his time at CMU, Perry was recognized as a Master Strength and Conditioning Coach by the Collegiate Strength and Conditioning Coaches Association (CSCCa), the highest honor that can be achieved as a collegiate strength and conditioning coach – representing professionalism, knowledge, experience, expertise, as well as longevity in the field.

Prior to CMU, Perry was a part of the strength and conditioning staff at Notre Dame where he served as assistant director with the Fighting Irish football program, and oversaw the baseball, men's soccer and men's lacrosse programs.

Before Notre Dame, Perry spent seven years as the head strength and conditioning coach at his alma mater, Missouri State University, where he coordinated programs for 21 varsity sports.

Perry served two years as a graduate assistant at the University of Kansas where he assisted with the football program and oversaw the KU baseball team.

He also spent the 1995-96 seasons as assistant defensive line coach/defensive tackles at Idaho State, and as the defensive line coach and strength and conditioning coach at Buena Vista University in 1994.

Perry earned his bachelor's degree in physical education in 1995 from Missouri State and a Master of Science in Education with a specialization in Sport Administration and Nutrition from the University of Kansas in 1998.

He played football collegiately at Garden Community College (1988-90) and Missouri State University (1990-92). In 1993, he signed with the Detroit Lions as an undrafted free agent.

Perry is certified by the Collegiate Strength and Conditioning Coaches Association (CSCCa) and the National Strength and Conditioning Association (NSCA).

A Kansas native, he and his wife, Lori, are the parents of two daughters, Sophie and Abbie.



## PIERRE NGO *Assistant Strength & Conditioning*

Pierre Ngo is in his second year as an assistant strength coach in Chicago. Ngo spent 2015 as a strength and conditioning coaching assistant with the Bears.

A five-year NFL veteran, Ngo spent two seasons with the New York Jets, first as a strength and conditioning intern in 2012 then as an assistant strength and conditioning coach in 2013.

Sandwiched between his NFL experience he served as a strength and conditioning coaching assistant at UCLA in 2014 working with the Bruins football program.

Ngo spent one season at Arizona State University (2011) where he served as an assistant strength coach for the Sun Devils football program and also oversaw ASU women's volleyball, women's tennis and men's golf teams.

From 2009-11, Ngo worked at Philippi Sports Institute in Las Vegas, Nev., training NFL, MLB, MMA and youth athletes.

Ngo started his collegiate coaching career in (2007) at Arizona State as a strength conditioning intern and University of Nevada-Las Vegas (2008-2009)

Born in Muskogee, Okla., Ngo was a two-year letterman at NAIA Langston University (2004-05) and finished his collegiate playing career as a walk-on at the University of Oklahoma (2006) where he earned a degree in health and sports science.

**JOSH LUCAS** *Director of Player Personnel*

Josh Lucas is in his third year as the Bears director of player personnel after being hired by the team on January 18, 2015. He is responsible for overseeing the Bears college and pro scouting departments.

Through his first two seasons with the Bears, Lucas assisted in turning over a Bears roster that ranked as one of the oldest in the NFL in 2015 (average 27 years, 39 days old) and has trimmed that average to just over 25-years old. The Bears received immediate help from their 2016 draft class which ranked 4th in the NFL in offensive/defensive snaps, tallying 3,390 plays (CLE – 4,339; TEN – 3,512; IND – 3,509). Leading the way for the 2016 class was RB Jordan Howard, who set a new Bears rookie record with 1,313 yards on the ground, and LB Leonard Floyd, who posted the third most sacks by a rookie in team history (7.0) despite missing four games due to injury.

Lucas assisted transitioning the team's roster in 2015 by adding impact veteran free agents such as LBs Pernell McPhee and Sam Acho, DL Mitch Unrein and DB Tracy Porter on defense and WR Eddie Royal offensively. That transformation continued during the 2016 offseason with the unrestricted free agent additions of LBs Jerrell Freeman and Danny Trevathan, DL Akiem Hicks, offensive linemen Bobby Massie and Ted Larsen and QB Brian Hoyer. Top free agents in 2017 included QB Mike Glennon, WR Markus Wheaton, DBs Prince Amukamara, Marcus Cooper and Quintin Demps and TE Dion Sims.

Lucas joined the Bears after spending 10 seasons in the New Orleans Saints personnel department, including the previous eight as a scout in the southern region (2012-14) and the southwest area (2007-11). Lucas joined the Saints as a scouting assistant in 2005 where he evaluated free agents, tracked player movement and assisted in the preparations for the NFL Draft for two years. During his 10 seasons with the team, the Saints made five playoff appearances, captured three division titles and won the franchise's first Super Bowl Championship (XLIV) in 2009.

Lucas came to New Orleans from Jacksonville, where he spent three seasons (2002-04) with the franchise, including the last two years as a marketing analyst. In 2002, he was an intern for Jacksonville in football operations, and worked in the player personnel department during the club's 2004 training camp.

The Canton, Ohio native graduated Cum Laude from Harvard University, where he played safety from 1997-98.

**MARK SADOWSKI** *Director of College Scouting*

Mark Sadowski is in his second season as director of college scouting with the Chicago Bears and is entering his 13th year with the team. He was promoted into his new role May 11, 2016 after four seasons as the Bears senior national scout. He joined the Bears in 2005 and served as Southeast area scout until 2012.

Sadowski has 20 years of scouting experience. In his first draft in his new role, Sadowski was instrumental in helping the Bears identify players from various levels of college football that could help the team win. Under his watch, the Bears selected QB Mitchell Trubisky (1st round) and DB Eddie Jackson (4th round) from power five conferences. He also helped the Bears identify and draft small school talents such as TE Adam Shaheen in the 2nd round (Ashland), RB Tarik Cohen in the fourth round (North Carolina A&T) and OL Jordan Morgan in

the fifth round (Kutztown).

Prior to joining the Bears he spent eight years with the New Orleans Saints (1998-2005), working as a pro scout (1998-99), NFS combine scout (2000) and Southeast area scout (2001-05). With the Saints he was instrumental in drafting the Saints all-time leading rusher Deuce McAllister (2001 first round pick - #23 overall), receiver Danté Stallworth (2002 first round pick - #13 overall), defensive end Charles Grant (2002 first round pick - #25 overall), and 2009 Pro Bowl offensive tackle Jon Stinchcomb (2003 second round pick - #37 overall). As a member of the Bears he helped acquire the NFL's all-time TD return leader Devin Hester (2006 second round pick - #57 overall), Pro Bowl tight end Greg Olsen (2007 first round pick - #31 overall), and Pro Bowl receiver Alshon Jeffery (2012 second round pick - #45 overall).

Prior to joining the Saints, he served as defensive and special teams assistant at his alma mater, Tulane University, under former Green Wave head coaches Buddy Teevens and Tommy Bowden. Sadowski played safety for the Green Wave while earning his Bachelor of Science degree in engineering from Tulane while being honored as a member of the athletic department's "3.0 Club" and Dean's List.

The Chicago native attended St. Rita High School where he played football, baseball, basketball and ran track while also excelling as an honor student and three-time student council president. In football he was a three-year varsity letterman that earned first team all-area, all-region, and all-Catholic League honors as a senior.

Sadowski and his wife, Holly, have a daughter, Raffaella Rose.



## CHAMP KELLY **Assistant Director of Player Personnel**

Anthony “Champ” Kelly enters his first season as Assistant Director of Player Personnel after spending two seasons as the Bears Director of Pro Scouting. In his current role, Kelly works collaboratively with Bears Director of Player Personnel Josh Lucas and College Scouting Director Mark Sadowski in directing both the Bears pro personnel and college scouting departments.

As the Bears Director of Pro Scouting, Kelly oversaw all pro player evaluations, the advance scouting process, free agency, and evaluated talent in all professional leagues including the Canadian Football League and Arena Football League. In addition, Kelly assisted the college scouting staff with player evaluations and trades for the annual NFL draft.

Prior to joining the Bears, Kelly spent eight seasons with the Denver Broncos (2007-14), including the last five as Assistant Director of Pro Personnel. He originally joined the Broncos in 2007 and served as a Northeast region college scout (2007), and Assistant Coordinator of Pro and College Scouting (2008-09).

During Kelly’s five season as the Broncos’ Assistant Director of Pro Personnel, the Broncos won four AFC West Division titles (2011-14). In addition, the Broncos during his tenure as Assistant Director of Pro Personnel signed eight veteran free agents that went on to make the Pro Bowl, including two players—guard Louis Vasquez (2013) and wide receiver Emmanuel Sanders (2014)—who earned their first career Pro Bowl selections after coming to Denver. Furthermore, in 2014, the Broncos became just the second team (Carolina, 1996) in NFL history to sign four veteran free agents in a single offseason who made the Pro Bowl in their first year with the club: Sanders, cornerback Aqib Talib, safety T.J. Ward and defensive end DeMarcus Ware.

Before entering the NFL, Kelly was a certified NFL contract advisor and general manager / wide receivers coach for the Lexington Horsemen of United Indoor Football (UIF). Under Kelly’s leadership, the Horsemen won the United Bowl III.

A native of Campbellton, Fla., Kelly graduated with a bachelor’s degree in Computer Science from the University of Kentucky and earned a master’s degree in Business Administration from the school in 2003. He played wide receiver and defensive back at the University of Kentucky from 1998–2001. He continued his playing career in the UIF, playing with the Horsemen from 2003-06. Kelly was a defensive standout and two-time first-team UIF All-Star. Kelly continued his playing career with the Horsemen from 2003-06 as a defensive standout and was a two-time first-team UIF All-Star. During his final season playing for the Horsemen in 2006, Kelly received the UIF Man of the Year Award in recognition for his leadership both on the field and in the community.

In addition to Kelly’s background in football, he has also worked in corporate America for a Fortune 100 company, IBM. Kelly worked for IBM in Lexington, Ky., from May 2002 through July 2005 as a Software/Quality Engineer. Kelly received a bachelor’s degree in Computer Science from Kentucky in 2001 and earned a master’s degree in Business Administration from the school in 2003.

Kelly and his wife, Stephanie, have three daughters, Claire Alaina, Chloe Grace, and Caroline Elise. The Kelly family is also active in the community and founded a non-profit corporation, Heart Power, which has hosted youth programs in Colorado, Florida, and Kentucky.



## JOSEPH LAINE **Director of Football Administration**

Joseph Laine is in his third season as Chicago’s director of football administration.

Laine focuses on strategic planning with General Manager Ryan Pace and the player personnel department to ensure player acquisitions fit the club’s salary cap structure. He is the Bears lead contract negotiator for all football personnel acquisitions while being involved in the administrative functions of running the franchise’s football operations.

Prior to his time in Chicago, Laine spent 10 seasons with the New Orleans Saints, including the last six seasons as the team’s salary cap analyst/player personnel. In that role, Laine assisted with the daily management of the salary cap, CBA compliance and player contract and salary analysis. He also monitored league-wide transactions and analyzed statistical and market trends.

He first joined the Saints in 2005 as a football operations intern before earning the role of player personnel assistant. Laine is a graduate of the University of New Orleans with a degree in business administration and earned his MBA from Tulane University.

**NATE BRESKE** *Head Athletic Trainer*

Nate Breske is in his third season as the head athletic trainer of the Chicago Bears.

Breske came to the Bears in 2015 after spending seven years (2008-14) with San Francisco as the 49ers director of rehabilitation and assistant head athletic trainer.

Prior to his time with the 49ers, Breske founded Physical Therapy Specialists, an outpatient clinic which specialized in sports medicine, post-op orthopedic cases and pain management, in Watertown, S.D. He also served as the director of athletic training for the Watertown School System.

Breske obtained his doctorate degree (2001-04) in physical therapy from the University of Nebraska Medical Center in Omaha, Neb. In that span, he also interned with the New England Patriots during the 2003 preseason as an athletic trainer.

From 1995 to 2000, Breske pursued a bachelor's degree in athletic training, biology and psychology at Northern State University in Aberdeen, S.D., where he was the starting quarterback for the Wolves as a junior and senior. A two-time team captain, Breske earned all-conference (NSIC) and academic all-conference honors. He was an all-state football player at Webster (S.D.) High School.

Breske is a certified member of the National Athletic Trainers Association (NATA), the American Physical Therapy Association (APTA) and the Professional Football Athletic Trainers Society (PFATS).

Born in Pierre, S.D., he and his wife, Tia, have two sons, Jherek and Keon, and a daughter, Emsley.

**LAMAR CAMPBELL** *Director of Player Engagement*

LaMar "Soup" Campbell is in his first season as the Chicago Bears director of player engagement.

Campbell is responsible for assisting the players and their families by providing a comprehensive career development program that encourages and challenge players to take full advantage of the wide range of NFL sponsored programs. Players are provided with assistance in core areas of academic excellence, leadership development, social responsibility, health, safety and wellness to ensure a seamless career transition from on-field stardom to off-field success.

Campbell joins the Bears after spending the previous two years as the assistant athletic director of student-athlete engagement at the University of Wisconsin. In his previous role, he was charged with coordinating and creating the Student-Athlete Engagement Department along with creating student-athlete development programming with the Office of Student-

Athlete Development (OSAD)

Before becoming an assistant athletic director, Campbell served as the Big Ten Minority Intern in Wisconsin's OSAD office for one year. Prior to returning to Wisconsin, he spent nearly seven years as founder and managing partner of Life After The Game Consulting based in Atlanta. During that time, the business collaborated with the NCAA, NFL, NBA and MLB in social media training, personal brand management and career transition initiatives. Campbell also served as the Director of Media Relations for the National Football League Players Association (NFLPA) - Atlanta Chapter where he was a frequent contributor and produced op-ed content for CNN, HLN and NFL Player Engagement websites on post-competition transition. Campbell also created and produced "Life After The Game" that aired on Voice of America Sports focusing on topics relevant to transitioning athletes, in addition to partnering with former Surgeon General Dr. David Satcher to accompany him to present on Capitol Hill on the importance of mental health awareness and initiatives concerning student-athletes.

Campbell is a former UW football student-athlete where he was a four-year letterwinner for the Badgers. He was signed as a free agent with the Detroit Lions following his senior year. Campbell would go on to spend eight seasons with the Detroit Lions as a player and scout in the Lions' front office. At the national and community level, Campbell has participated in the NCAA Emerging Leaders' Summit and is a member of NACDA and the N4A where he serves on the Ethnic Concerns Committee. He also serves on the Board of Directors for the YMCA of Dane County.



## TONY MEDLIN **Head Equipment Manager**

Tony Medlin is in his 31st season with the Chicago Bears and his 21st as the team's head equipment manager. Medlin is responsible for effectively coordinating all team equipment operations including logistics, purchasing and inventory for all players, coaches and staff. Medlin also serves as the team's liaison with the NFL's sole apparel providers, Nike and New Era.

Medlin has been honored as the NFL's top equipment manager twice in his career. In 2000 he received the Whitey Zimmerman Award and in 2016 he earned New Era's Equipment Manager of the Year Award. In 2017, Medlin was the recipient of the Virginia Award, presented annually to the Bears employee who has demonstrated the characteristics and values of Mrs. McCaskey: grace, humility, loyalty and dedication.

Named head equipment manager in 1997, Medlin initially joined the Bears as an assistant equipment manager in 1987. He previously served as the athletic equipment manager at his alma mater, North Carolina Central University, from 1982-87 after earning his degree in therapeutic recreation.

Medlin's numerous charitable endeavors are highlighted by his role as the chairman of the annual Chicago Bears Coat Drive, which collects tens of thousands of coats during the holiday season. He is also involved with the "Say No to Drugs" campaign.

Medlin and his wife, Chandra, have one daughter, Brandy. Medlin is the older brother of Ron Medlin, who is the Baltimore Ravens assistant certified athletic trainer, after spending time as head athletic trainer for the Atlanta Falcons.

## BEARS TEAM PHYSICIANS

The Chicago Bears consulting physicians have been caring for Bears players since 1991 and have more than 100 combined years of experience in sports medicine. Along with the Bears, team physicians have provided care for the Chicago Blackhawks, Chicago Cubs, USA soccer and numerous professional and elite athletes from all over the world.



**Dr. Mark Bowen**  
Consulting Orthopaedist



**Dr. Pat Birmingham**  
Consulting Orthopaedist



**Dr. Mike Corcoran**  
Consulting Orthopaedist



**Dr. Howard Katz**  
Consulting Internist



**Dr. Adam Bennett**  
Consulting Internist



**Dr. Tracy Durrett**  
Dentist



**Breck Ackley**  
Area Scout



**Scott Adams**  
Mascot Coordinator



**Halee Altenburg**  
Premium Seat Sales and  
Service Coordinator



**Fernando Arriola**  
Vice President of Fan &  
Brand Development



**Dan Barile**  
Director of Content &  
Production



**Patrick Barron**  
Accounts Payable  
Accountant



**Brit Bending**  
Executive Assistant to SVP,  
Business Strat. & CFO



**Zack Bero**  
Ticket Operations  
Coordinator



**John Berta**  
Assistant Head  
Groundskeeper



**Matt Black**  
Manager of Corporate  
Partnerships



**Meghan Bower**  
Public Relations Specialist



**John Bostrom**  
Vice President of  
Operations




**Allison Brauer**  
Premium Seat Sales &  
Services Coordinator



**Geoff Bunzol**  
Director of Team  
& Building Operations



**Doug Carnahan**  
Vice President of Corporate  
Partnerships



**Dylan Carrigan**  
Equipment Administrative  
Assistant



**Rachel Chessky**  
Partnership Activation  
Specialist



**Christine Christopoulos**  
Corporate Partnerships  
Coordinator



**Aaron Clark**  
Media Relations Assistant



**Chris Collins**  
Ticket Sales & Service  
Assistant



**John Conroy**  
Director of Brand Creative



**Danny Corona**  
Sr. Systems Engineer



**Denni Dahlfors**  
Events & Entertainment  
Coordinator



**Drew Davidson**  
Content Producer



**Whitney DeBuck**  
Accounting Manager



**Elaine Delos Reyes**  
Director of Marketing



**Sue Dinardi**  
Human Resources  
Coordinator



**Joe Distor**  
Strength & Conditioning  
Assistant



**Jack Dowling**  
Video Assistant



**Sid Dreyer**  
Assistant Athletic Trainer



**Justin Drum**  
Manager of Events &  
Entertainment



**Matt Dunlap**  
Manager of Brand Creative



**Dave Eck**  
Manager of Corporate  
Partnerships



**Jared Ellerson**  
Media Relations  
Coordinator



**Clyde Emrich**  
Administration



**Brandon Faber**  
Vice President of  
Communications



**Gwen Federman**  
Paralegal



**Brian Forth**  
Director of Ticket  
Operations



**Krista Fortman**  
Ticket Services  
Coordinator



**Kevin Foy**  
Cinematographer &  
Engineer



**Liz Geist**  
Director of Human  
Resources



**Justin Gentile**  
Suite Sales Manager



**Maggie Gerald**  
Manager of Partnership  
Activation



**Jessica Gloomstead**  
Ticket Operations  
Coordinator



**Cameron Good**  
Social Media Producer



**Steven Goodwin**  
Stadium Operations  
Coordinator



**Brad Goldsberry**  
Football Analytics/  
Research Coordinator



**Gary Govekar**  
Security






**Bryan Greenaway**  
Sr. Applications Engineer



**Casey Gunthorpe**  
Corporate Partnerships  
Design Coordinator



**Stephanie Gutierrez**  
Senior Software Engineer



**Scott Hagel**  
SVP, Marketing and  
Communications




**Scott Hamel**  
Area Scout



**Marge Hamm**  
Director of Bears Care



**Dave Hendrickson**  
Director of Video Services



**John Hilbrich**  
Ticket Operations  
Coordinator



**Paul Hitzelberger**  
Grounds Assistant



**Beth Hodgins**  
Executive Assistant to the  
General Manager



**Austin Huette**  
Assistant Web Designer



**Diny Hurwitz**  
Business Analyst




**Sergio Jacobo**  
Building Operations  
Coordinator



**Kelley Jacobsen**  
Graphic Designer



**Brent Johnson**  
Network Manager



**Jake Jones**  
Vice President of  
Finance & Accounting



**Matt Juedes**  
Corporate Partnerships  
Manager



**Adam Kellner**  
Director of Suite Sales and  
Service



**Ryan Kessenich**  
National Scout



**Jeff King**  
Pro Scout



**Allison Knecht**  
Manager of Suite Service



**Matt Koch**  
Director of Digital Media



**Joann Kowalski**  
Promotions Specialist



**Joe Krajniak**  
Groundskeeper Assistant



**Bob Laskowski**  
Manager of Stadium  
Operations



**Cindy Littlefield**  
Manager of Suite Sales



**Katherine Loomis**  
Partnership Activation  
Specialist



**Ana Lisa Lopez**  
Partnership Activation  
Specialist



**Gil Lopez**  
Building Operations  
Coordinator



**Bobby Macedo**  
Scouting Coordinator



**Louise Maki**  
Payroll Administrator



**Megan Malone**  
Manager of Corporate  
Sponsorships



**Andy Matis**  
Community Relations  
Coordinator



**Larry Mayer**  
Senior Web Writer



**Brian J. McCaskey**  
Vice President



**Patrick McCaskey**  
Vice President



**Rich McCaskey**  
Administration



**Dave McClamroch**  
Director of Corporate  
Partnerships



**Melissa McDermott**  
Director of Partnership  
Activation



**Jason McDonald**  
Manager of Financial  
Reporting



**Greg Miller**  
Vice President of  
Content & Innovation



**Ken Mock**  
Head Groundskeeper



**Sam Mulford**  
Football Assistant



**Karen Murphy**  
SVP, Business Strategy  
& Chief Financial Officer



**Katie Nagle**  
Executive Assistant to the  
President & CEO



**Jessica Noonan**  
Manager of Community  
Relations & Bears Care



**Brad Obee**  
Pro Scout



**Jim Padgitt**  
Coordinating Producer



**Mike Palzer**  
Manager of Ticket  
Sales & Service



**Jignesh Patel**  
Infrastructure & Storage  
Manager



**Cindy Paterkiewicz**  
Staff Accountant




**Rommel Paraiso**  
Graphic Designer/Producer



**Mark Parrish**  
Security



**Elizabeth Peters**  
Hospitality & Event  
Planner



**Bryan Pett**  
Director of Stadium  
Operations



**Molly Philips**  
Ticket Sales Services  
Coordinator




**Carl Piekarski**  
Assistant Equipment  
Manager



**Brendan Pierce**  
Director of Ticket Sales  
and Service



**Dean Pope**  
Assistant Video Director



**Chris Prescott**  
Area Scout



**Kate Rackow**  
Manager of Player &  
Alumni Relations



**Brendan Rehor**  
Combine Scout



**Kristin Rogers**  
Manager of Marketing



**Will Rogers**  
Assistant Athletic Trainer



**Corey Ruff**  
Director of Business  
Analytics



**Nick Sabella**  
Football Administration  
Coordinator



**Francis Saint Paul**  
National Scout



**Mike Santarelli**  
Director of Football  
Systems



**Lauren Screeden**  
Reporter



**Jeff Shiver**  
Executive Scout



**Allen Silva**  
Systems Engineer



**Matt Simeone**  
Director of Community &  
Alumni Relations



**Jeremy Smith**  
Assistant Athletic Trainer



**Amanda Snajder**  
Partnership Activation  
Specialist



**Pete Spizzirri**  
Security



**Mat Stewart**  
Graphic Designer



**Justin Stahl**  
Vice President of  
Information Technology



**Staley**  
Mascot



**Cliff Stein**  
SVP & General Counsel



**Sam Summerville**  
Area Scout



**Autumn Swindell**  
Executive Assistant to  
SVP, Marketing & Comm.



**John Syty**  
Scouting Assistant



**John Tarpey**  
Director of Security



**Katie Teuber**  
Content Producer



**Mike Taylor**  
Security



**Jordan Tredup**  
Content Producer



**Jen Tulicki**  
Director of Social Media



**Dan Tuohy**  
Assistant Video Director -  
College/Personnel Coord.



**Lee Twarling**  
SVP, Sales and Customer  
Relations



**Michael Vasquez**  
Graphic Designer/Producer



**Tanesha Wade**  
Director of Events &  
Entertainment



**Liz Wallace**  
Receptionist




**Kevin Watterson**  
Assistant Groundskeeper



**Chris White**  
Pro Scout



**Laura Whitt**  
Marketing Coordinator



**Adam Widman**  
Director of Media  
Relations



**Jennifer Wilgosiewicz**  
Executive Assistant to  
SVP, Sales & Cust. Rel.



**Robyn Wilkey**  
Executive Assistant to the  
Head Coach



**David Williams**  
Area Scout



**Thomas Woody**  
Assistant Equipment  
Manager



**Chris Yankton**  
Content Producer



**Brandon Yezek**  
Team/Event Operations  
Coordinator



**Dan Yuska**  
Operations & Historical  
Affairs



**Katlin Zickel**  
Talent and Event  
Manager

## THE VIRGINIA AWARD

The Virginia Award is named after Virginia H. McCaskey, owner of the Chicago Bears and daughter of Bears founder George Halas.

The recipient of the Virginia Award has demonstrated the characteristics and values of Mrs. McCaskey: grace, humility, loyalty and dedication. Over the past year, this employee has significantly contributed to the success of the Chicago Bears by providing exemplary service to the team, business partners and fans. This award is presented to the employee who not only exceeded the highest standards of achievement, but whose work set him/her apart from peers and best embodied The Bears Way.

The 2017 award winner was Tony Medlin, head equipment manager.

### Past Recipients:

**2016:** Lee Twarling

**2015:** Katie Nagle



2017 Virginia Award winner Tony Medlin (left) with Virginia McCaskey.



## AIKMAN EFFICIENCY RATINGS

Established in 1995, the Aikman Efficiency Ratings measure offensive and defensive performance using a combination of seven key statistics identified by Troy Aikman, and then measured against league norms (and extremes). An offense or defense performing exactly at league norms in all categories will achieve a score of 75 while an exceptional unit would score 90 or more. Each unit starts with a base of 50 points and then has points added (or in two cases subtracted) to build the final ranking. (\*Super Bowl winner; #Super Bowl loser)

Offense	Bears	League Leader	Defense	Bears	League Leader
1995	5 (81.80)	Cowboys (88.07)*	25 (71.42)	49ers (87.99)	
1996	20 (71.64)	Packers (84.13)*	18 (74.47)	Packers (89.61)*	
1997	27 (65.04)	Bengals (86.88)	20 (73.78)	49ers (85.26)	
1998	26 (65.67)	Vikings (93.93)	26 (68.90)	Falcons (84.67)#	
1999	28 (64.32)	Rams (89.39)*	22 (75.35)	Buccaneers (87.98)	
2000	26 (65.80)	Rams (92.30)	24 (69.68)	Bears (100.97)*	
2001	20 (71.43)	Rams (88.86)#	3 (85.41)	Eagles (88.96)	
2002	28 (68.63)	Chiefs (93.57)	19 (71.26)	Buccaneers (91.55)*	
2003	26 (68.94)	Chiefs (93.94)	22 (71.50)	Patriots (86.93)*	
2004	32 (57.00)	Colts (94.40)	11 (78.70)	Ravens (84.20)	
2005	28 (66.40)	Seahawks (92.60)#	<b>1 (89.30)</b>	<b>Bears (89.30)</b>	
2006	18 (74.20)	Colts (93.58)*	2 (86.50)	Ravens (93.60)	
2007	29 (67.20)	Patriots (99.00)#	14 (75.60)	Chargers (82.00)	
2008	26 (75.40)	Saints (88.70)	8 (75.10)	Steelers (89.20)*	
2009	25 (70.40)	Vikings (89.70)	27 (67.10)	Jets (86.80)	
2010	27 (70.10)	Patriots (93.70)	2 (80.60)	Steelers (86.00)#	
2011	22 (74.20)	Saints (98.80)	4 (77.40)	49ers (84.50)	
2012	20 (76.60)	Patriots (99.00)	<b>1 (82.50)</b>	<b>Bears (82.50)</b>	
2013	5 (86.70)	Broncos (99.80)#	29 (61.40)	Seahawks (87.00)*	
2014	20 (78.00)	Packers (92.1)	25 (65.9)	Texans (77.80)	
2015	21 (79.70)	Panthers (92.20)#	22 (64.3)	Jets (83.50)	
2016	26 (75.9)	Falcons (97.4)#	25 (64.0)	Giants (78.6)	

## AND THE EMMY GOES TO...

The Chicago Bears broadcasting department has earned seven regional Emmy awards:

**2011-12:** Best Sports Program/Series - Bears Gameday Live; **2010-11:** Outstanding Achievement for Sports Programs - Sport Event/Game - Live/Unedited for Bears Preseason Football, Outstanding Crafts Achievement Off-Air - Video Journalist Kevin Foy - Chicago Bears: Sounds of the Game; **2008-09:** Outstanding Achievement for Sports Programs - Single Sports Program/Special (not included in a series) - Broadcast/Advanced Media - Inside the Draft, Outstanding Achievement for Sports Programs - Sports Program Series Covering Sports or Based on a Sports Theme - Bears Gameday Live, Outstanding Achievement for Individual Excellence Off Camera: Videography - Non News-Kevin Foy, Outstanding Achievement for Individual Excellence Off Camera: Graphics Animations - Non-News-Rommel Paraiso and Mike Vasquez



A Community Ticket Donation Program

The Bears Share ticket donation program has been in effect since 1993 benefiting numerous local charities. Tickets can now be donated online through MY BEARS SEASON TICKET ACCOUNT. Simply log in to your personal account and select "Manage My Tickets". Select the ticket(s) you wish to donate and select "Donate To Charity". The tickets will automatically be forwarded to BearsCare.Share@bears.nfl.net. The original ticket(s) become invalid. Donors will receive an email acknowledgement which should be retained for tax purposes. Tickets can also be mailed to the following address: Chicago Bears Football Club, c/o Bears Share, 1920 Football Drive, Lake Forest, IL 60045. Donations must occur at least four (4) business days prior to the game to allow for distribution. For more information regarding local agencies that are supported through Bears Share, please visit [ChicagoBears.com/bearscare](http://ChicagoBears.com/bearscare).





# 2017 PLAYERS



# 49 SAM ACHO

**Ht:** 6-3**Age:** 29**Bears Season:** 3**Acquired:** Unrestricted free agent in 2015 (ARI)**Wt:** 260**College:** Texas**NFL Season:** 7

## LINEBACKER

**PRO CAREER:** Appeared in 82 games with 45 starts over six seasons with the Arizona Cardinals (2011-14) and the Chicago Bears (2015-16), producing 212 tackles, 14 sacks, 22 TFLs, 3 interceptions, 10 pass breakups, 9 forced fumbles and 3 fumble recoveries (2 defensive and one of his own teammate's on special teams) ... added 26 tackles on special teams ... in one postseason contest with the Cardinals, registered 7 tackles, including a strip-sack that was recovered by Arizona's defense ... 7 sacks in 2011 were the second most by a Cardinals rookie in franchise history, trailing Simeon Rice's 12.5 in 1996 ... became the first Cardinals rookie to have a sack in three-straight games since Rice in 1996.

**CAREER TRANSACTIONS:** Drafted by Arizona in the fourth round (103rd overall) of the 2011 NFL Draft ... signed by Cardinals to a 4-year contract (7/29/11) ... signed 1-year contract with Chicago (4/1/15) ... re-signed with Chicago (3/28/16) ... re-signed with Chicago (4/15/17). **SIGNED THROUGH 2017.**

**2016 SEASON:** Appeared in all 16 contests with 6 starts (Games 3-6, 11 & 16), recording 40 tackles, 3 TFLs, 1 forced fumble and 1 pass breakup ... added 3 special teams tackles. **GAMES PLAYED-STARTED: 16-6**

**PREVIOUS SEASONS: 2015:** Appeared in 15 contests (Games 2-16) with 7 starts (Games 4, 7, 9-10 & 12-14), recording 60 tackles (5th on the team), 3 TFLs, 1 forced fumble, 1 fumble recovery and 1 pass breakup ... added 8 special teams stops (4th most on the team) ... was released prior to the first regular season game before re-signing with the Bears on September 14, 2015. **2014:** Appeared in all 16 games for third time with Arizona, starting 4 contests, registering 28 tackles, 1 sack, 4 TFL and 3 pass breakups (tying a career-high) ... added 3 special teams tackles ... started the Cardinals lone postseason contest, finishing tied for second on the team with 7 tackles, including 1 sack where he stripped the ball from Panthers QB Cam Newton, which was recovered by Arizona. **2013:** Played in 3 games with 2 starts for Arizona prior to missing final 13 contests while being placed on Injured Reserve due to a leg injury ... recorded 3 tackles, 1 sack, 1 forced fumble and 1 fumble recovery on defense ... added 2 special teams tackles... suffered leg injury at New Orleans (9/22) before being placed on IR on 9/23. **2012:** Started all 16 contests for the Cardinals, putting together 45 tackles, with career-highs in sacks (4), interceptions (2), pass breakups (3), quarterback hits (12) and tackles for losses (6) ... 4 sacks were tied for third on the Cardinals and 12 QB hits were tied for team lead ... had 3 tackles on special teams. **2011:** Appeared in all 16 games with 10 starts during rookie season with Arizona, collecting 36 tackles, 7 sacks, 5 tackles for losses, a career-high 4 forced fumbles and 1 fumble recovery ... added 7 special teams tackles ... 7 sacks were the second most ever by a Cardinals rookie, trailing Simeon Rice's 12.5 in 1996 ... 7 sacks tied for sixth most by an NFL rookie that season and tied for the most by a rookie not selected in the first two rounds of the 2011 NFL Draft.

**COLLEGE:** Appeared in 50 games over four seasons at Texas (2007-10), starting the last 26 contests of his career (24 games at weakside DE and 2 at weakside DT) ... gathered 148 tackles with 23.5 sacks, 37 tackles for a loss, 8 forced fumbles and 9 fumble recoveries ... as a senior, was the William V. Campbell Trophy winner given to the nation's top football student-athlete ... recipient of the Wuerffel Trophy given to the college football player who best combines exemplary community service with athletic and academic achievement ... earned the ARA Sportsmanship Award ... was a two-time Academic All-American and three-time first-team Academic All-Big 12 selection ... member of the AFCA Good Works Team and a National Football Foundation Scholar-Athlete ... was a finalist for the Lott IMPACT Trophy and Lowe's Senior CLASS Award and a Lombardi Award semifinalist ... unanimous first-team All-Big 12 Conference choice as a senior earned third-team All-American honors (AP) ... earned a double bachelor's degree in Business Administration/Marketing from Texas' McCombs School of Business Honors Program with a 3.6 GPA ... taking classes at Thunderbird Business School to earn his MBA in International Business.



**PERSONAL:** Attended St. Mark's (Dallas) High School, where he was a three-time All-Southwest Preparatory Conference (SPC) performer and four-year member of the school's honor roll ... lettered four times in track and field, serving as team captain in each of his last two years and was three-time letter-winner in basketball ... younger brother, Emmanuel, played LB with the Philadelphia Eagles ... married his wife, Ngozi, in 2014 ... parents, Dr. Sonny (family and marriage counselor) and Christie Acho (nurse), were both born in Nigeria and founded the Living Hope Bible Fellowship Church as well as Living Hope Ministries, which provides medical care to the poor in Nigeria. Every summer, Acho joins his father and brother on medical mission trips to Nigeria along with a team of medical professionals and volunteers ... holds annual "Hope for Life Celebrity Auction and Fashion Show" with proceeds going directly toward the goal of building a hospital in Nigeria that will serve over 3,000 residents in remote villages ... highly active in the community during his time with the Cardinals participating in hospital visits, school speeches, visiting the Ronald McDonald House and serving as the keynote speaker at the Boys & Girls Clubs of America's national "Youth of the Year" celebration ... selected as the Bears nominee for the NFL's Walter Payton Man of the Year award for community service.

### SAM ACHO'S NFL STATISTICS

#### REGULAR SEASON

Year	Team	GP	GS	Tackles					Interceptions					Fumbles			Misc.	
				Tot	S	A	Sk	Yds	No	Yds	Lg	TD	PD	FF	FR	Yds	TFL	STT
2011	Arizona	16	10	36	30	6	7.0	50.0	0	0	-	0	2	4	1	1	5.0	7
2012	Arizona	16	16	45	32	13	4.0	18.0	2	2	2	0	3	2	0	0	6.0	3
2013	Arizona	3	2	3	3	0	1.0	9.0	0	0	-	0	0	1	1	0	1.0	2
2014	Arizona	16	4	28	21	7	1.0	15.0	1	3	3	0	3	0	0	0	4.0	3
2015	Chicago	15	7	60	31	29	0.0	0.0	0	0	-	0	1	1	1	0	3.0	8
2016	Chicago	16	6	40	23	17	1.0	3.0	0	0	-	0	1	1	0	0	3.0	3
<b>Bears totals</b>		<b>31</b>	<b>13</b>	<b>100</b>	<b>54</b>	<b>46</b>	<b>1.0</b>	<b>3.0</b>	<b>0</b>	<b>0</b>	<b>-</b>	<b>0</b>	<b>2</b>	<b>2</b>	<b>1</b>	<b>0</b>	<b>6.0</b>	<b>11</b>
<b>NFL totals</b>		<b>82</b>	<b>45</b>	<b>212</b>	<b>140</b>	<b>72</b>	<b>14.0</b>	<b>95.0</b>	<b>3</b>	<b>5</b>	<b>3</b>	<b>0</b>	<b>10</b>	<b>9</b>	<b>3</b>	<b>1</b>	<b>22.0</b>	<b>26</b>

#### SEASON / CAREER / PLAYOFF HIGHS

	2016	Career	Playoff
<b>Tackles</b> .....	6, JAX (10/16).....	8, twice .....	7, at CAR (1/3/15)
<b>Solos</b> .....	4, JAX (10/16) .....	5, twice .....	2, at CAR (1/3/15)
<b>Sacks</b> .....	1, vs. PHI (9/19) .....	2, at STL (11/27/11) .....	1, at CAR (1/3/15)
<b>Tackles for Loss</b> .....	1, three times .....	2, twice .....	None

#### SAM ACHO'S GAME-BY-GAME DEFENSIVE STATS

##### 2011 ARIZONA CARDINALS

Date	W/L	Opp.	Tkls-S	Sk-YL	INT-Yds	PD	FF	FR	TFL
9/11	W	CAR	0-0	0-0	0-0	0	0	0	0
9/18	L	at WAS	0-0	0-0	0-0	0	0	0	0
9/25	L	at SEA	0-0	0-0	0-0	0	0	0	0
10/2	L	NYG	0-0	0-0	0-0	0	0	0	0
10/9	L	at MIN	1-0	0-0	0-0	1	0	0	0
10/23	L	PIT	2-2	1-5	0-0	0	0	0	1
10/30*	L	at BAL	5-4	1-12	0-0	1	0	0	0
11/6*	W	STL	4-3	1-3	0-0	0	0	0	1
11/13*	W	at PHI	3-3	0-0	0-0	0	0	0	0
11/20*	L	at SF	5-3	0-0	0-0	0	0	0	0
11/27*	W	at STL	4-4	2-17	0-0	2	1	1	1
12/4*	W	DAL	3-3	0-0	0-0	0	0	0	0
12/11*	W	SF	2-1	0-0	0-0	1	0	0	0
12/18*	W	CLE	3-3	0-0	0-0	0	0	0	0
12/24*	L	at CIN	2-2	1-7	0-0	0	0	0	1
1/1*	W	SEA	2-2	1-6	0-0	1	0	1	0
<b>Totals</b>	<b>7-3</b>		<b>36-30</b>	<b>7-50</b>	<b>0-0</b>	<b>2</b>	<b>4</b>	<b>1</b>	<b>5</b>

##### 2012 ARIZONA CARDINALS

Date	W/L	Opp.	Tkls-S	Sk-YL	INT-Yds	PD	FF	FR	TFL
9/9*	W	SEA	1-1	0-0	0-0	0	0	0	0
9/16*	W	at NE	3-2	1-10	0-0	0	0	0	1
9/23*	W	PHI	3-2	1-0	0-0	0	1	0	0
9/30*	W	MIA	4-2	1-6	0-0	0	0	0	2
10/4*	L	at STL	2-2	0-0	0-0	0	0	0	0
10/14*	L	BUF	1-0	0-0	0-0	1	0	0	0
10/21*	L	at MIN	4-1	0-0	1-0	1	0	0	0
10/29*	L	SF	2-2	0-0	0-0	0	0	0	1
11/4*	L	at GB	2-2	0-0	0-0	0	0	0	0
11/18*	L	at ATL	4-3	0-0	1-2	1	1	0	0
11/25*	L	STL	3-3	0-0	0-0	0	0	0	0
12/2*	L	at NYJ	3-3	1-2	0-0	0	0	0	1
12/9*	L	at SEA	6-4	0-0	0-0	0	0	0	0
12/16*	W	DET	0-0	0-0	0-0	0	0	0	0
12/23*	L	CHI	3-2	0-0	0-0	0	0	0	0
12/30*	L	at SF	4-3	0-0	0-0	0	0	0	1
<b>Totals</b>	<b>5-11</b>		<b>45-32</b>	<b>4-18</b>	<b>2-2</b>	<b>3</b>	<b>2</b>	<b>0</b>	<b>6</b>

##### 2013 ARIZONA CARDINALS

Date	W/L	Opp.	Tkls-S	Sk-YL	INT-Yds	PD	FF	FR	TFL
9/8*	L	at STL	2-2	0-0	0-0	0	1	0	0
9/15	W	DET	0-0	0-0	0-0	0	0	0	0
9/22*	L	at NO	1-1	1-9	0-0	0	0	1	1
<i>PLACED ON INJURED RESERVE, MISSED GAME 4-16</i>									
<b>Totals</b>	<b>0-2</b>		<b>3-3</b>	<b>1-9</b>	<b>0-0</b>	<b>0</b>	<b>1</b>	<b>1</b>	<b>1</b>



# CHICAGO BEARS PLAYERS

## 2014 ARIZONA CARDINALS

Date	W/L	Opp.	Tkls-5	Sk-YL	INT-Yds	PD	FF	FR	TFL
9/8	W	SD	2-2	0-0	0-0	0	0	0	1
9/14	W	at NVG	0-0	0-0	1-3	1	0	0	0
9/21	W	SF	0-0	0-0	0-0	0	0	0	0
10/5	L	at DEN	2-2	0-0	0-0	0	0	0	0
10/12	W	WAS	3-3	0-0	0-0	1	0	0	0
10/19*	W	at OAK	3-2	0-0	0-0	1	0	0	0
10/26*	W	PHI	2-2	0-0	0-0	0	0	0	0
11/2*	W	at DAL	2-1	0-0	0-0	0	0	0	0
11/9	W	STL	1-1	0-0	0-0	0	0	0	0
11/16	W	DET	1-1	0-0	0-0	0	0	0	1
11/23	L	at SEA	4-2	0-0	0-0	0	0	0	0
11/30	L	at ATL	4-2	0-0	0-0	0	0	0	1
12/7*	W	KC	2-2	0-0	0-0	0	0	0	0
12/11	W	at STL	0-0	0-0	0-0	0	0	0	0
12/21	L	SEA	0-0	0-0	0-0	0	0	0	0
12/28	L	at SF	2-1	1-15	0-0	0	0	0	1
<b>Totals</b>	<b>4-0</b>		<b>28-21</b>	<b>1-15</b>	<b>1-3</b>	<b>3</b>	<b>0</b>	<b>0</b>	<b>4</b>

## POSTSEASON

Date	W/L	Opp.	Tkls-5	Sk-YL	INT-Yds	PD	FF	FR	TFL
1/3*	L	at CAR	7-2	1-0	0-0	0	1	0	0

## 2015 CHICAGO BEARS

Date	W/L	Opp.	Tkls-5	Sk-YL	INT-Yds	PD	FF	FR	TFL
9/13	L	GB							
9/20	L	ARI	1-0	0-0	0-0	0	0	0	0
9/27*	L	at SEA	3-2	0-0	0-0	0	0	0	0
10/4*	W	OAK	3-2	0-0	0-0	0	0	1	0
10/11	W	at KC	8-5	0-0	0-0	1	0	0	0
10/18	L	at DET	6-5	0-0	0-0	0	1	0	2
11/1*	L	MIN	4-3	0-0	0-0	0	0	0	1
11/9	W	at SD	2-2	0-0	0-0	0	0	0	0
11/15*	W	at STL	8-3	0-0	0-0	0	0	0	0
11/22*	L	DEN	7-4	0-0	0-0	0	0	0	0
11/26	W	at GB	2-0	0-0	0-0	0	0	0	0
12/6*	L	SF	2-0	0-0	0-0	0	0	0	0
12/13*	L	WAS	4-2	0-0	0-0	0	0	0	0
12/20*	L	at MIN	4-0	0-0	0-0	0	0	0	0
12/27	W	at TB	3-1	0-0	0-0	0	0	0	0
1/3	L	DET	3-2	0-0	0-0	0	0	0	0
<b>Totals</b>	<b>2-5</b>		<b>60-31</b>	<b>0-0</b>	<b>0-0</b>	<b>1</b>	<b>1</b>	<b>1</b>	<b>3</b>

## 2016 CHICAGO BEARS

Date	W/L	Opp.	Tkls-5	Sk-YL	INT-Yds	PD	FF	FR	TFL
9/11	L	at HOU	1-1	0-0	0-0	0	0	0	0
9/19	L	PHI	3-2	1-3	0-0	0	0	0	0
9/25	L*	at DAL	3-2	0-0	0-0	0	0	0	1
10/2	W*	DET	3-2	0-0	0-0	0	0	0	1
10/9	L*	at IND	2-0	0-0	0-0	0	0	0	0
10/16	L*	JAX	6-4	0-0	0-0	0	0	0	1
10/20	L	at GB	3-1	0-0	0-0	1	0	0	0
10/31	W	MIN	2-1	0-0	0-0	0	0	0	0
11/13	L	at TB	3-2	0-0	0-0	0	0	0	0
11/20	L	at NYG	3-1	0-0	0-0	0	1	0	0
11/27	L*	TEN	3-3	0-0	0-0	0	0	0	0
12/4	W	SF	0-0	0-0	0-0	0	0	0	0
12/11	L	at DET	0-0	0-0	0-0	0	0	0	0
12/18	L	GB	0-0	0-0	0-0	0	0	0	0
12/24	L	WAS	3-1	0-0	0-0	0	0	0	0
1/1	L*	at MIN	5-3	0-0	0-0	0	0	0	0
<b>Totals</b>	<b>1-5</b>		<b>40-23</b>	<b>1-3</b>	<b>0-0</b>	<b>1</b>	<b>1</b>	<b>0</b>	<b>3</b>

\*Denotes Game Started

ACHO/AMOS



# 38 ADRIAN AMOS

Ht: 6-0

Age: 24

Bears Season: 3

Acquired: 5th round of the 2015 draft (142nd overall)

Wt: 214

College: Penn State

NFL Season: 3

## SAFETY

**PRO CAREER:** Appeared in 31 games with 30 starts over two seasons with the Chicago Bears (2015-16), producing 168 tackles, 1.0 sack, 5 TFLs, 8 pass breakups, 1 forced fumble and 1 fumble recovery ... added 4 tackles on special teams ... named to Mel Kiper and the PFWA's all-Rookie teams following a 2015 season in which he started all 16 games, collecting a team-high 108 tackles, including 1 sack, 3 TFLs and 4 PBU's ... became the first Bears rookie to lead the team in defensive tackles (based on coaches review) since Brian Urlacher (2000).

**HONORS AND AWARDS:** 2015: All-Rookie (PFWA & Mel Kiper); Brian Piccolo Award.

**CAREER TRANSACTIONS:** Selected by the Chicago Bears in the 5th round (142nd overall) in the 2015 NFL Draft ... signed 4-year contract with the Bears (5/5/15). **SIGNED THROUGH 2018.**

**2016 SEASON:** Appeared in 15 contests with 14 starts (Games 1-8, 10-11 & 14-16), recording 60 tackles, 2 TFLs, 1 forced fumble, 1 fumble recovery and 4 pass breakups ... added 3 special teams tackles. **GAMES PLAYED-STARTED: 15-14**



**PREVIOUS SEASONS:** **2015:** Named to Mel Kiper's and the PFWA's all-Rookie teams after notching a team-high 108 tackles, 1 sack, 3 TFLs and 4 pass breakups in 16 starts ... added 1 STT... became the first Bears rookie to lead the team in tackles (based on coaches review) since Brian Urlacher in 2000.

**COLLEGE:** In 49 career games (38 starts), the three-time all-Big Ten honorable mention safety notched 149 tackles, 7 interceptions, 19 pass breakups, 3 sacks and 9 TFLs at Penn State ... ended college career starting in 38 consecutive contests and recording at least 1 interception in each of his four seasons at PSU (2011-14) ... returned 7 career interceptions for 135 yards (19.3 avg) with a long of 54 yards ... played in the 2015 Senior Bowl.

**PERSONAL:** Led Calvert Hall College High School (Baltimore, MD) to the MIAA Class A Conference Championship and the No. 1 state ranking his senior season ... recorded 78 tackles and 4 interceptions, while forcing 3 fumbles as a safety in his final season ... was named all-met and Baltimore City Defensive Player-of-the-Year.

## ADRIAN AMOS' NFL STATISTICS

### REGULAR SEASON

Year	Team	GP	GS	Tackles				Interceptions				Fumbles			Misc.			
				Tot	S	A	Sk	Yds	No	Yds	Lg	TD	PD	FF	FR	Yds	TFL	STT
2015	Chicago	16	16	108	78	30	1.0	7.0	0	0	-	0	4	0	0	0	3.0	1
2016	Chicago	15	14	60	50	10	0	0	0	0	-	0	4	1	1	21	2.0	3
<b>NFL totals</b>		<b>31</b>	<b>30</b>	<b>168</b>	<b>128</b>	<b>40</b>	<b>1.0</b>	<b>7.0</b>	<b>0</b>	<b>0</b>	<b>-</b>	<b>0</b>	<b>8</b>	<b>1</b>	<b>1</b>	<b>21</b>	<b>5.0</b>	<b>4</b>

### SEASON / CAREER / PLAYOFF HIGHS

	2016	Career	Playoff
<b>Tackles</b> .....	11, vs. DET (10/2)	11, twice	None
<b>Solos</b> .....	8, vs. DET (10/2)	9, vs. WAS (12/13/15)	None
<b>Tackles For Loss</b> .....	1, twice	1, five times	None
<b>Interceptions</b> .....	None	None	None
<b>Sacks</b> .....	None	1, vs. DEN (11/22/15)	None

### ADRIAN AMOS' GAME-BY-GAME DEFENSIVE STATS

#### 2015 CHICAGO BEARS

Date	W/L	Opp.	Tkls-S	Sk-YL	INT-Yds	PD	FF	FR	TFL
9/13*	L	GB	6-4	0-0	0-0	0	0	0	1
9/20*	L	ARI	7-4	0-0	0-0	0	0	0	0
9/27*	L	at SEA	8-4	0-0	0-0	0	0	0	0
10/4*	W	OAK	9-6	0-0	0-0	0	0	0	1
10/11*	W	at KC	4-4	0-0	0-0	1	0	0	0
10/18*	L	at DET	6-3	0-0	0-0	0	0	0	0
11/1*	L	MIN	8-8	0-0	0-0	0	0	0	0
11/9*	W	at SD	9-6	0-0	0-0	1	0	0	0
11/15*	W	at STL	2-0	0-0	0-0	0	0	0	0
11/22*	L	DEN	6-5	1-7	0-0	0	0	0	1
11/26*	W	at GB	9-7	0-0	0-0	1	0	0	0
12/6*	L	SF	5-4	0-0	0-0	0	0	0	0
12/13*	L	WAS	11-9	0-0	0-0	0	0	0	0
12/20*	L	at MIN	8-5	0-0	0-0	0	0	0	0
12/27*	W	at TB	8-7	0-0	0-0	1	0	0	0
1/3*	L	DET	2-2	0-0	0-0	0	0	0	0
<b>Totals 6-10</b>			<b>108-78</b>	<b>1-7</b>	<b>0-0</b>	<b>4</b>	<b>0</b>	<b>0</b>	<b>3</b>

#### 2016 CHICAGO BEARS

Date	W/L	Opp.	Tkls-S	Sk-YL	INT-Yds	PD	FF	FR	TFL
9/11*	L	at HOU	5-3	0-0	0-0	0	0	0	0
9/19*	L	PHI	2-2	0-0	0-0	0	0	0	0
9/25*	L	at DAL	4-3	0-0	0-0	0	0	0	1
10/2*	W	DET	11-8	0-0	0-0	1	0	0	0
10/9*	L	at IND	2-2	0-0	0-0	0	1	0	1
10/16*	L	JAX	2-2	0-0	0-0	1	0	0	0
10/20*	L	at GB	6-6	0-0	0-0	0	0	0	0
10/31*	W	MIN	6-5	0-0	0-0	0	0	0	0
11/13	L	at TB	2-2	0-0	0-0	0	0	0	0
11/20*	L	at NYG	7-5	0-0	0-0	1	0	0	0
11/27*	L	TEN	4-3	0-0	0-0	0	0	0	1
12/4	W	SF							
INACTIVE									
12/11	L	at DET	2-2	0-0	0-0	0	0	0	0
12/18*	L	GB	4-4	0-0	0-0	0	0	0	0
12/24*	L	WAS	0-0	0-0	0-0	0	0	0	0
1/1*	L	at MIN	3-3	0-0	0-0	1	0	0	0
<b>Totals 2-12</b>			<b>60-50</b>	<b>0-0</b>	<b>0-0</b>	<b>4</b>	<b>1</b>	<b>1</b>	<b>2</b>

\*Denotes Game Started



# 20 PRINCE AMUKAMARA

**Ht:** 6-0**Wt:** 202**Age:** 28**College:** Nebraska**Bears Season:** 1**NFL Season:** 7**Acquired:** Unrestricted free agent in 2017 (JAX)

## DEFENSIVE BACK

**PRO CAREER:** Appeared in 69 contests with 57 starts over six seasons for the New York Giants (2011-15) and Jacksonville Jaguars (2016) ... compiled 310 tackles, 7 interceptions, 49 pass breakups, 3 forced fumbles, 2 fumble recoveries and 7 TFLs ... won a Super Bowl as a rookie for the New York Giants in 2011.

**CAREER TRANSACTIONS:** Drafted by the New York Giants in the 1st round (19th overall) of the 2011 draft ... signed one-year contract with JAX (3/11/16) ... signed one-year contract with Chicago (3/10/17). **SIGNED THROUGH 2017.**

**2016 SEASON:** Appeared in 14 games with 12 starts for the Jacksonville Jaguars, recording 49 tackles, 6 pass breakups and 1 TFL. **GAMES PLAYED-STARTED: 14-12**

**PREVIOUS SEASONS: 2015:** Played in 11 games with 10 starts and totaled 63 tackles (55 solo), 9 passes defended, 1 interception, 1 forced fumble and 1 fumble recovery ... missed five games due to a pectoral injury. **2014:** Started each of the season's first eight games ... recorded 46 tackles and a career-high 3 interceptions which tied for 2nd on the team. Suffered a torn right bicep on 11/3 vs. Indianapolis and was put on injured reserve. **2013:** Started every game for the first time in his career ... finished 4th on the team with 83 tackles and was second with 14 passes defended ... also had an interception and 2 forced fumbles. **2012:** Played in 13 games with 11 starts at RCB ... finished the season with 59 tackles, 1 interception and 6 passes defended. **2011:** Played in the final seven regular season games and all four postseason contests as a rookie for the Super Bowl winning New York Giants, recording 14 tackles, 1 interception, 2 pass breakups and 1 fumble recovery ... season was shortened because of a fractured foot suffered in training camp ... was inactive for the season's first nine games.

**COLLEGE:** Played in 49 games with 31 starts, recording 161 tackles, 5 interceptions, 26 pass breakups, 4 sacks, 6 TFLs, 3 forced fumbles and 1 fumble recovery ... as a senior, was a unanimous All-America selection and All-Big 12 Conference first team choice ... named Big 12 Defensive Player of the Year, joining Ndamukong Suh and Grant Wistrom as the only Cornhuskers to win the award ... the defensive captain started all 14 games and ranked 6th on the team with 59 tackles, including 1 sack.

**PERSONAL:** Starred at Apollo High School (Glendale, Ariz.) and named the state's player of the year by the Arizona Republic and All-Arizona Informant Offensive Player of the Year as a senior ... two-way starter at running back, rushing for nearly 50 touchdowns and 3,389 yards over his final two seasons, adding 664 receiving yards and 125 tackles ... helped the Apollo basketball team win three straight Class 4A state titles ... member of the track and field squad, where he won the Class 4A state titles in both the 100-meter and 200-meter dashes as a senior ... married (Pilar) with a daughter Princess Paisley and a son, Princeton ... family comes from royal bloodlines in Nigeria, as his great grandfather was the king of the Awo-Omamma in Iwo State of Nigeria, while Romanus Amukamara was chief ... has five sisters whose names are Princess, Precious, Promise, Peace and Passionate.



## PRINCE AMUKAMARA'S NFL STATISTICS

## REGULAR SEASON

Year	Team	GP	GS	Tackles				Interceptions					Fumbles			Misc.		
				Tot	S	A	Sk	Yds	No	Yds	Lg	TD	PD	FF	FR	Yds	TFL	STT
2011	N.Y. Giants	7	0	14	12	2	0.0	0.0	1	0	0	0	3	0	1	0	0.0	0
2012	N.Y. Giants	13	11	59	45	14	0.0	0.0	1	0	0	6	0	0	0	0	1.0	0
2013	N.Y. Giants	16	16	83	72	11	0.0	0.0	1	-4	-4	0	14	2	0	0	4.0	0
2014	N.Y. Giants	8	8	46	37	9	0.0	0.0	3	66	38	0	11	0	0	0	0.0	0
2015	N.Y. Giants	11	10	63	55	8	0.0	0.0	1	6	6	0	9	1	1	0	1.0	0
2016	Jacksonville	14	12	49	46	3	0.0	0.0	0	0	0	0	5	0	0	0	1.0	0
<b>NFL totals</b>		<b>69</b>	<b>57</b>	<b>310</b>	<b>271</b>	<b>39</b>	<b>0.0</b>	<b>0.0</b>	<b>7</b>	<b>68</b>	<b>38</b>	<b>0</b>	<b>49</b>	<b>3</b>	<b>2</b>	<b>0</b>	<b>7.0</b>	<b>0</b>

## POSTSEASON

Year	Team	GP	GS	Tackles				Interceptions					Fumbles			Misc.			
				Tot	S	A	Sk	Yds	No	Yds	Lg	TD	PD	FF	FR	Yds	TFL	STT	
2011	N.Y. Giants	4	0	3	2	1	0.0	0.0	0	0	-	0	0	0	0	0	0	0.0	0

## SEASON / CAREER / PLAYOFF HIGHS

	2016	Career	Playoff
<b>Tackles</b> .....	7, vs. OAK (10/23)	10, twice	2, vs. ATL (1/8/12)
<b>Solos</b> .....	7, vs. OAK (10/23)	10, vs. DEN (9/15/13)	1, twice
<b>Tackles For Loss</b> .....	1, vs. IND (10/2)	1, seven times	None
<b>Sacks</b> .....	None	None	None
<b>Interceptions</b> .....	None	1, 7 times	None

## PRINCE AMUKAMARA'S GAME-BY-GAME DEFENSIVE STATS

## 2011 NEW YORK GIANTS

Date	W/L	Opp.	Tkls-5	Sk-YLINT-Yds	PD	FF	FR	TFL
DID NOT PLAY WEEKS 1-10.								
11/20	L	Phi	5-5	0-0	1-0	2	0	0
11/28	L	at NO	1-1	0-0	0-0	0	1	0
12/4	L	GB	2-0	0-0	0-0	0	0	0
12/11	W	at Dal	4-4	0-0	0-0	0	0	0
12/18	L	Was	2-2	0-0	0-0	1	0	0
12/24	W	at NYJ	0-0	0-0	0-0	0	0	0
1/1	W	Dal	0-0	0-0	0-0	0	0	0
Totals	3-4		14-12	0-0	1-0	3	0	1

## 2012 NEW YORK GIANTS

Date	W/L	Opp.	Tkls-5	Sk-YLINT-Yds	PD	FF	FR	TFL
9/20	W	at Car	1-1	0-0	0-0	1	0	0
9/30	L*	at Phi	4-4	0-0	0-0	1	0	0
10/7	W*	Cle	3-2	0-0	0-0	0	0	0
10/14	W*	at SF	6-6	0-0	1-0	3	0	0
10/21	W*	Was	6-5	0-0	0-0	1	0	0
10/28	W*	at Dal	5-5	0-0	0-0	0	0	0
11/4	L*	Pit	4-2	0-0	0-0	0	0	0
11/11	L*	at Cin	10-7	0-0	0-0	0	0	1
11/25	W*	GB	3-3	0-0	0-0	0	0	0
12/3	L*	at Was	5-4	0-0	0-0	0	0	0
12/9	W*	NO	2-2	0-0	0-0	0	0	0
12/23	L*	at Bal	0-0	0-0	0-0	0	0	0
12/30	W*	Phi	4-4	0-0	0-0	0	0	0
Totals	8-5		53-45	0-0	1-0	6	0	1

## 2013 NEW YORK GIANTS

Date	W/L	Opp.	Tkls-5	Sk-YLINT-Yds	PD	FF	FR	TFL
9/8	L*	at Dal	4-4	0-0	0-0	1	0	0
9/15	L*	Den	10-10	0-0	0-0	1	1	0
9/22	L*	at Car	6-4	0-0	0-0	1	0	0
9/29	L*	at KC	3-2	0-0	0-0	2	0	0
10/6	L*	Phi	3-3	0-0	1-4	0	0	0
10/10	L*	at Chi	9-9	0-0	0-0	0	0	1
10/21	W*	Min	5-5	0-0	0-0	1	0	1
10/27	W*	at Phi	5-5	0-0	0-0	1	0	0
11/10	W*	Oak	4-3	0-0	0-0	0	0	0
11/17	W*	GB	6-6	0-0	0-0	0	0	1
11/24	L*	Dal	6-6	0-0	0-0	1	0	0
12/1	W*	at Was	5-2	0-0	0-0	1	0	0
12/8	L*	at SD	6-5	0-0	0-0	0	0	1
12/15	L*	Sea	4-4	0-0	0-0	2	0	0
12/22	W*	at Det	4-4	0-0	0-0	1	0	0
12/29	W*	Was	5-4	0-0	0-0	2	0	0
Total	7-19		85-76	0-0	1-4	13	2	4

## 2014 NEW YORK GIANTS

Date	W/L	Opp.	Tkls-5	Sk-YLINT-Yds	PD	FF	FR	TFL
9/8	L*	at Dal	8-4	0-0	0-0	2	0	0
9/14	L*	Ari	9-8	0-0	0-0	1	0	0
9/21	W*	Hou	6-4	0-0	1-0	2	0	0
9/25	W*	at Was	3-3	0-0	1-28	2	0	0
10/5	W*	Atl	4-3	0-0	0-0	2	0	0
10/12	L*	at Phi	6-5	0-0	0-0	0	0	0
10/19	L*	at Dal	7-7	0-0	1-38	2	0	0
11/03	L*	Ind	3-3	0-0	0-0	0	0	0
Totals	3-5		46-37	0-0	3-66	11	0	0

## 2015 NEW YORK GIANTS

Date	W/L	Opp.	Tkls-5	Sk-YLINT-Yds	PD	FF	FR	TFL
9/13	L*	at Dal	8-6	0-0	0-0	0	0	0
9/20	L*	Atl	4-4	0-0	0-0	1	0	0
9/24	W*	Was	8-6	0-0	1-6	3	0	0
10/4	W*	at Buf	6-5	0-0	0-0	2	1	1
10/11	W*	SF	6-5	0-0	0-0	1	0	0
11/29	L*	at Was	4-3	0-0	0-0	0	0	0
12/6	L*	NYJ	5-4	0-0	0-0	0	0	0
12/14	W*	at Mia	5-5	0-0	0-0	0	0	0
12/20	L	Car	7-7	0-0	0-0	2	0	0
12/27	L*	at Min	6-6	0-0	0-0	1	0	1
1/3	L*	Phi	4-4	0-0	0-0	0	0	0
Totals	4-7		63-55	0-0	1-6	10	1	1

## 2016 JACKSONVILLE JAGUARS

Date	W/L	Opp.	Tkls-5	Sk-YLINT-Yds	PD	FF	FR	TFL
9/11	L*	GB	2-2	0-0	0-0	1	0	0
10/2	W	Ind	3-3	0-0	0-0	0	0	1
10/16	W*	at Chi	4-4	0-0	0-0	1	0	0
10/23	L*	Oak	7-7	0-0	0-0	0	0	0
10/27	L	at Ten	4-4	0-0	0-0	0	0	0
11/06	L*	at KC	3-3	0-0	0-0	1	0	0
11/13	L*	Hou	2-2	0-0	0-0	0	0	0
11/20	L*	at Det	1-1	0-0	0-0	0	0	0
11/27	L*	at Buf	5-5	0-0	0-0	0	0	0
12/4	L*	Den	5-5	0-0	0-0	0	0	0
12/11	L*	Min	4-4	0-0	0-0	0	0	0
12/18	L*	at Hou	2-2	0-0	0-0	0	0	0
12/24	W*	Ten	2-2	0-0	0-0	2	0	0
1/1	L*	at Ind	5-2	0-0	0-0	1	0	0
Totals	3-11		49-46	0-0	0-0	6	0	1

\*Denotes Game Started



# 58 JONATHAN ANDERSON

**Ht:** 6-1**Wt:** 235**Age:** 26**College:** TCU**Bears Season:** 3**NFL Season:** 3**Acquired:** Undrafted free agent in 2015

## LINEBACKER

**PRO CAREER:** In two seasons, appeared in 19 contests with 3 starts for the Bears (2015-16) ... compiled 43 tackles, 1 interception, 5 pass breakups and 2 TFLs ... tallied 8 STTs ... in 2015, and teammate Harold Jones-Quartey became the first pair of undrafted rookies to record interceptions in the same season in Bears history.

**CAREER TRANSACTIONS:** Signed with the Chicago Bears as an undrafted free agent (5/3/15) ... waived by Chicago (9/5/15) ... signed to the Bears practice squad (9/8/15) ... signed to Chicago's active roster (10/14/15) ... waived by Chicago (9/27/15) ... signed to Bears practice squad (9/29/16) ... signed to Bears active roster (11/23/16). **SIGNED THROUGH 2017.**

**2016 SEASON:** Appeared in 8 games (Games 1-3, 11-14 & 16), recording 3 tackles and 5 special teams tackles ... spent Weeks 4-12 on the practice squad. **GAMES PLAYED-STARTED: 8-0**

**PREVIOUS SEASONS: 2015:** Finished his rookie campaign recording 40 tackles, 1 interception, 5 pass breakups and 2 TFLs ... 40 tackles ranked 2nd among Bears rookies and 5 pass breakups led the Bears LB corps ... he and Harold Jones-Quartey became the first pair of undrafted rookies to record interceptions in the same season in Bears history.

**COLLEGE:** Started 16-of-51 career games, notching at least one start in each of his four seasons at TCU ... credited with 173 career tackles, 10 TFLs, 2 sacks, 1 interception, 2 pass breakups, 4 fumble recoveries and 3 forced fumbles ... as a senior, started 2-of-13 contests, recording 30 tackles, 4.5 TFLs, a 0.5 sack and 1 fumble recovery.

**PERSONAL:** Played safety and running back for Carroll High School (Southlake, Texas) ... rushed for 537 yards (9.1 avg) and 4 touchdowns as a junior ... did not have any fumbles on the season ... totaled 16 tackles and an interception at free safety.

### JONATHAN ANDERSON'S NFL STATISTICS

**REGULAR SEASON**

Year Team	GP	GS	Tackles					Interceptions					Fumbles			Misc.	
			Tot	S	A	Sk	Yds	No	Yds	Lg	TD	PD	FF	FR	Yds	TFL	STT
2015 Chicago	11	3	40	31	9	0.0	0.0	1	0	0	0	5	0	0	0	2.0	3
2016 Chicago	8	0	3	1	2	0.0	0.0	0	0	0	0	0	0	0	0.0	5	
<b>NFL totals</b>	<b>19</b>	<b>3</b>	<b>43</b>	<b>32</b>	<b>11</b>	<b>0.0</b>	<b>0.0</b>	<b>1</b>	<b>0</b>	<b>0</b>	<b>0</b>	<b>5</b>	<b>0</b>	<b>0</b>	<b>2.0</b>	<b>8</b>	

**SEASON / CAREER / PLAYOFF HIGHS**

	2016	Career	Playoff
<b>Tackles</b> .....	3, at DAL (9/25)	13, at SD (10/9/15)	None
<b>Solos</b> .....	1, at DAL (9/25)	11, at SD (10/9/15)	None
<b>Tackles For Loss</b> .....	None	1, twice	None
<b>Sacks</b> .....	None	None	None

**JONATHAN ANDERSON'S GAME-BY-GAME DEFENSIVE STATS****2015 CHICAGO BEARS**

Date	W/L	Opp.	Tkls-S	Sk-YL	INT-Yds	PD	FF	FR	TFL
9/13	L	GB							
9/20	L	ARI							
9/27	L	at SEA							
10/4	W	OAK							
10/11	W	at KC							
10/18*	L	at DET	4-4	0-0	1-0	2	0	0	0
11/1	L	MIN	4-2	0-0	0-0	0	0	0	0
11/9*	W	at SD	13-11	0-0	0-0	0	0	0	0
11/15	W	at STL	3-3	0-0	0-0	0	0	0	0
11/22	L	DEN	4-2	0-0	0-0	0	0	0	0
11/26*	W	at GB	3-2	0-0	0-0	1	0	0	0
12/6	L	SF	2-2	0-0	0-0	2	0	0	1
12/13	L	WAS	2-2	0-0	0-0	0	0	0	0
12/20	L	at MIN	2-2	0-0	0-0	0	0	0	0
12/27	W	at TB	3-1	0-0	0-0	0	0	0	1
1/3	L	DET	0-0	0-0	0-0	0	0	0	0
<b>Totals</b>	<b>2-1</b>	<b>40-31</b>	<b>0-0</b>	<b>1-0</b>	<b>5</b>	<b>0</b>	<b>0</b>	<b>2</b>	

\*Denotes Game Started

**2016 CHICAGO BEARS**

Date	W/L	Opp.	Tkls-S	Sk-YL	INT-Yds	PD	FF	FR	TFL
9/11	L	at HOU	0-0	0-0	0-0	0	0	0	0
9/19	L	PHI	0-0	0-0	0-0	0	0	0	0
9/25	L	at DAL	3-1	0-0	0-0	0	0	0	0
10/2	W	DET							
10/9	L	at IND							
10/16	L	JAX							
10/20	L	at GB							
10/31	W	MIN							
11/13	L	at TB							
11/20	L	at NYG							
11/27	L	TEN	0-0	0-0	0-0	0	0	0	0
12/4	W	SF	0-0	0-0	0-0	0	0	0	0
12/11	L	at DET	0-0	0-0	0-0	0	0	0	0
12/18	L	GB	0-0	0-0	0-0	0	0	0	0
12/24	L	WAS							
1/1	L	at MIN	0-0	0-0	0-0	0	0	0	0
<b>Totals</b>	<b>0-0</b>	<b>3-1</b>	<b>0-0</b>	<b>0-0</b>	<b>0-0</b>	<b>0</b>	<b>0</b>	<b>0</b>	<b>0</b>





# 35 JOHNTHAN BANKS

Ht: 6-2

Wt: 185

Age: 28

College: Mississippi State

Bears Season: 2

NFL Season: 5

Acquired: Waived free agent in 2016 (DET)

## DEFENSIVE BACK

**PRO CAREER:** Appeared in 54 career games (39 starts), recording 137 tackles and intercepting 7 passes with the Tampa Bay (2013-16), Detroit (2016) and Chicago (2016).

**CAREER TRANSACTIONS:** Drafted in the 2nd round (43rd overall) of the 2013 NFL Draft by the Tampa Bay Buccaneers ... traded to the Detroit Lions (11/1/16) ... waived by the Detroit Lions (12/3/16) ... aquired from waivers by the Chicago Bears (12/5/16) ... re-signed with Chicago (3/11/17). **SIGNED THROUGH 2017.**

**2016 SEASON:** Appeared in 9 games (2 starts) for the Buccaneers, Lions and Bears with both starts coming with the Bears ... totaled 7 tackles and 1 pass breakup. **GAMES PLAYED-STARTED: 9-2**

**PREVIOUS SEASONS: 2015:** Appeared in 14 games (7 starts) for Tampa Bay, recording 25 tackles. **2014:** Appeared in 15 games (14 starts) for Tampa Bay, recording 50 tackles, 4 interceptions (1 returned for a TD) and 1 tackle for loss ... **2013:** Started in all 16 games for Tampa Bay, recording 55 total tackles, 3 interceptions and 1 tackle for loss.

**COLLEGE:** Named a first-team preseason 2012 All-American by Athlon and a second-team All-American by Phil Steele ... earned preseason 2012 All-SEC first-team honors from the SEC Coaches, Athlon, Blue Ribbon College Football Yearbook, Birmingham News, Lindys, Phil Steele and USA Today ... named second-team All-SEC for all-purpose by the SEC Coaches and third-team All-SEC special teams by Phil Steele and Lindys ... named to the 2012 Bednarik Award, Bronko Nagurski Trophy, Jim Thorpe Award and 2012 Lott IMPACT Trophy watch list ... established himself as one of the top defensive backs in the country after a stellar 2011 regular season ... second in school history with 12 career interceptions, only four away from tying Walt Harris' school record of 16 set from 1992-95 ... member of the AP All-SEC second team in 2011 ... earned 32 career starts at both corner and safety ... made the switch from safety to corner following an outstanding true freshman campaign ... provided a highlight of the 2009 season with a 100-yard interception return for a touchdown against Tim Tebow of Florida.

**PERSONAL:** Played quarterback and safety at East Webster High School in Cumberland, Miss.

### JOHNTHAN BANKS' CAREER STATISTICS

#### REGULAR SEASON

Year	Team	GP		Tackles						Interceptions					Fumbles			Misc.	
		GS	Tot	S	A	Sk	Yds	No	Yds	Lg	TD	PD	FF	FR	Yds	TFL	STT		
2013	Tampa Bay	16	16	55	49	6	0.0	0.0	3	33	18	0	5	0	0	0	1	0	
2014	Tampa Bay	15	14	50	41	9	0.0	0.0	4	69	32	1	10	0	0	0	1	0	
2015	Tampa Bay	14	7	25	19	6	0.0	0.0	0	0	-	0	1	0	0	0	0	0	
2016	TOTAL	9	2	7	3	4	0.0	0.0	0	0	-	0	1	0	0	0	0	0	
<b>NFL totals</b>		<b>54</b>	<b>39</b>	<b>137</b>	<b>112</b>	<b>25</b>	<b>0.0</b>	<b>0.0</b>	<b>7</b>	<b>102</b>	<b>32</b>	<b>1</b>	<b>17</b>	<b>0</b>	<b>0</b>	<b>0</b>	<b>2</b>	<b>0</b>	

#### SEASON / CAREER / PLAYOFF HIGHS

	2016	Career	Playoff
<b>Tackles</b> .....	3, at MIN (1/1/17)	8, vs. ATL (11/9/14)	None
<b>Solos</b> .....	2, vs. JAX (11/20/16)	7, vs. ATL (11/9/14)	None
<b>Tackles For Loss</b> .....	None	1, twice	None
<b>Interceptions</b> .....	None	1, seven times	None



## JOHNTHAN BANKS' GAME-BY-GAME DEFENSIVE STATS

## 2013 TAMPA BAY BUCCANEERS

Date	W/L	Opp.	Tkls-S	Sk-YL	INT-Yds	PD	FF	FR	TFL
9/8*	L	at NYJ	3-3	0	0-0	0	0	0	0
9/15*	L	NO	3-3	0	0-0	0	0	0	0
9/22*	L	at NE	3-2	0	0-0	0	0	0	0
9/29*	L	ARI	1-1	0	1-0	1	0	0	0
10/13*	L	PHI	5-5	0	0-0	0	0	0	0
10/20*	L	at ATL	1-1	0	0-0	0	0	0	0
10/24*	L	CAR	4-4	0	0-0	0	0	0	0
11/3*	L	at SEA	3-1	0	0-0	0	0	0	0
11/11*	W	MIA	5-5	0	0-0	0	0	0	0
11/17*	W	ATL	6-6	0	0-0	1	0	0	0
11/24*	W	at DET	3-3	0	1-15	2	0	0	0
12/1*	L	at CAR	3-1	0	0-0	0	0	0	0
12/8*	W	BUF	2-2	0	1-18	1	0	0	0
12/15*	L	SF	3-3	0	0-0	0	0	0	0
12/22*	L	at STL	5-5	0	0-0	0	0	0	1
12/29*	L	at NO	5-4	0	0-3	0	0	0	0
<b>Totals</b>	<b>4-12</b>		<b>55-49</b>	<b>0</b>	<b>3-33</b>	<b>5</b>	<b>0</b>	<b>0</b>	<b>1</b>

## 2014 TAMPA BAY BUCCANEERS

Date	W/L	Opp.	Tkls-S	Sk-YL	INT-Yds	PD	FF	FR	TFL
9/7*	L	CAR	5-5	0-0	0-0	0	0	0	0
9/14*	L	STL	4-3	0-0	0-0	0	0	0	0
9/18*	L	at ATL	2-2	0-0	0-0	0	0	0	0
9/28	W	at PIT	2-1	0-0	0-0	0	0	0	0
10/5*	L	at NO	5-4	0-0	0-0	1	0	0	0
10/12	L			INACTIVE					
10/26*	L	MIN	2-2	0-0	0-0	1	0	0	0
11/2*	L	at CLE	1-0	0-0	0-0	2	0	0	0
11/9*	L	ATL	8-7	0-0	0-0	2	0	0	0
11/16*	W	at WAS	2-2	0-0	0-0	1	0	0	0
11/23*	L	at CHI	3-3	0-0	0-0	0	0	0	1
11/30*	L	CIN	1-1	0-0	0-0	1	0	0	0
12/7*	L	at DET	5-3	0-0	1-13	1	0	0	0
12/14*	L	at CAR	6-4	0-0	0-0	1	0	0	0
12/21*	L	GB	3-3	0-0	0-0	0	0	0	0
12/28*	L	NO	1-1	0-0	1-0	0	0	0	0
<b>Totals</b>	<b>2-13</b>		<b>50-41</b>	<b>0-0</b>	<b>4-69</b>	<b>10</b>	<b>0</b>	<b>0</b>	<b>1</b>

## 2015 TAMPA BAY BUCCANEERS

Date	W/L	Opp.	Tkls-S	Sk-YL	INT-Yds	PD	FF	FR	TFL
9/13*	L	TEN	2-2	0-0	0-0	0	0	0	0
9/20*	W	at NO	4-3	0-0	0-0	0	0	0	0
9/27*	L	at HOU	2-0	0-0	0-0	0	0	0	0
10/4*	L	CAR		INACTIVE					
10/11*	W	JAX		INACTIVE					
10/25	L	at WAS	3-3	0-0	0-0	1	0	0	0
11/1	W	at ATL	7-5	0-0	0-0	0	0	0	0
11/8	L	NYG	0-0	0-0	0-0	0	0	0	0
11/15	W	DAL	0-0	0-0	0-0	0	0	0	0
11/22	W	at PHI	0-0	0-0	0-0	0	0	0	0
11/29	L	at IND	0-0	0-0	0-0	0	0	0	0
12/6	W	ATL	1-1	0-0	0-0	0	0	0	0
12/13	L	NO	0-0	0-0	0-0	0	0	0	0
12/17	L	at STL	0-0	0-0	0-0	0	0	0	0
12/27*	L	CHI	3-3	0-0	0-0	0	0	0	0
1/3*	L	at CAR	3-2	0-0	0-0	0	0	0	0
<b>Totals</b>	<b>2-5</b>		<b>25-19</b>	<b>0-0</b>	<b>0-0</b>	<b>1</b>	<b>0</b>	<b>0</b>	<b>0</b>

## 2016 SEASON

Date	W/L	Opp.	Tkls-S	Sk-YL	INT-Yds	PD	FF	FR	TFL
9/11	W	at ATL^	0-0	0-0	0-0	0	0	0	0
9/18	L	at ARI^	0-0	0-0	0-0	0	0	0	0
9/25	L	LA^	0-0	0-0	0-0	0	0	0	0
10/2	L	DEN^	0-0	0-0	0-0	0	0	0	0
10/10	W	at CAR^	0-0	0-0	0-0	0	0	0	0
10/16	L	JAX		NOT WITH TEAM					
10/20	L	at GB		NOT WITH TEAM					
10/31	W	MIN		NOT WITH TEAM					
11/13	L	at TB		NOT WITH TEAM					
11/20	L	JAX#	2-2	0-0	0-0	0	0	0	0
11/24	L	MIN#	0-0	0-0	0-0	0	0	0	0
12/4	W	SF		NOT WITH TEAM					
12/11	L	at DET		INACTIVE					
12/18	L	GB		INACTIVE					
12/24*	L	WAS%	2-1	0-0	0-0	1	0	0	0
1/1*	L	at MIN%	3-0	0-0	0-0	0	0	0	0
<b>Totals</b>	<b>0-2</b>		<b>7-3</b>	<b>0-0</b>	<b>0-0</b>	<b>1</b>	<b>0</b>	<b>0</b>	<b>0</b>

^ With TB

# With DET % With CHI



## 4 CONNOR BARTH

Ht: 5-11

Age: 31

Bears Season: 2

Acquired: Waived FA in 2016 (NO)

Wt: 190

College: North Carolina

NFL Season: 10

KICKER

**PRO CAREER:** Enters his 10th NFL season, appearing in 99 games with the Chiefs (2008), Buccaneers (2009-12, 2015), Broncos (2014) and Bears (2016) ... made 157 of 187 career field goals and 205 of 207 extra points ... saw action in one postseason contest with Denver in 2014, converting 2 of 2 field goals.

**CAREER TRANSACTIONS:** Signed by the Kansas City Chiefs as an undrafted free agent (10/21/08) ... waived by the Chiefs (7/28/09) ... signed by the Miami Dolphins (8/10/09) ... cut by the Dolphins (8/29/09) ... signed by Tampa Bay Buccaneers (11/03/09) ... waived by the Buccaneers (8/29/14) ... signed by the Denver Broncos (11/25/14) ... waived by the Broncos (8/26/15) ... signed with Buccaneers (8/27/15) ... waived by the Buccaneers (9/4/15) ... signed with the Buccaneers (10/6/15) ... waived by the Buccaneers (5/2/16) ... signed with the New Orleans Saints (5/23/16) ... waived by the Saints (9/3/16) ... signed by the Bears (9/5/16) ... re-signed with Chicago (3/14/17). **SIGNED THROUGH 2017.**

**2016 SEASON:** Appeared in 16 games for the Bears ... made 18 of 23 field goals (78.3%) ... made 30 of 31 PATs and totaled 85 points ... made a long field goal of 54. **GAMES PLAYED-STARTED: 16-0**



**PREVIOUS SEASONS: 2015** - Appeared in 12 games for the Buccaneers ... made 23 of 28 field goals (82.1%) ... made 25 of 26 PATs ... made a long of 53. **2014:** Appeared in 5 games for the Broncos ... made 15 of 16 field goals (93.8%) ... made 15 of 15 PATs ... made a long of 50. **2012:** Appeared in 15 games for the Buccaneers ... made 28 of 33 field goals (84.8%) ... made 39 of 39 PATs ... made a career long of 57. **2011:** Appeared in 16 games for the Buccaneers ... made 26 of 28 field goals (92.9%) ... Made 23 of 23 PATs ... made a long of 55. **2010:** Appeared in 16 games for the Buccaneers ... made 23 of 28 field goals (82.1%) ... made 36 of 36 PATs ... made a long of 53. **2009:** Appeared in 9 games for the Buccaneers ... made 14 of 19 field goals (73.7%) ... made 12 of 12 PATs ... made a long of 54. **2008:** Appeared in 10 games for the Chiefs ... made 10 of 12 field goals (83.3%) ... Made 24 of 24 PATs ... made a long of 45.

**COLLEGE:** Saw action in 47 games at North Carolina (2004-07) where he converted a school-record 54-of-71 field goals (76.1%) and 103-of-109 PATs for 265 points ... school-record 19 consecutive field goals ... earned first team All-ACC honors as a senior, hitting 19-of-22 field goals ... named second team Freshman All-American and earned honorable mention All-ACC honors.

**PERSONAL:** Played football at John T. Hoggard High School in Wilmington, N.C.

### CONNOR BARTH'S NFL STATISTICS

#### REGULAR SEASON

Year	Team	GP	FG-FGA	Pct	Lg	Blk	XP-XPA	Pct	Blk	Points
2008	Kansas City	10	10-12	83.3	45	0	24-24	100.0	0	54
2009	Tampa Bay	9	14-19	73.7	54	0	12-12	100.0	0	54
2010	Tampa Bay	16	23-28	82.1	53	0	36-36	100.0	0	105
2011	Tampa Bay	16	26-28	92.9	55	0	23-23	100.0	0	101
2012	Tampa Bay	15	28-33	84.8	57	0	39-39	100.0	0	123
2014	Denver	5	15-16	93.8	50	0	15-15	100.0	0	60
2015	Tampa Bay	12	23-28	82.1	53	0	25-26	96.2	0	94
2016	Chicago	16	18-23	78.3	54	1	31-32	96.9	0	85
<b>NFL Totals</b>		<b>99</b>	<b>157-187</b>	<b>84.0</b>	<b>57</b>	<b>1</b>	<b>205-207</b>	<b>99.0</b>	<b>0</b>	<b>676</b>

**ADDITIONAL STATS: Special Teams Tackles -- 15;** 2005 (2), 2006 (2), 2007 (1), 2008 (2), 2009 (3), 2010 (3), 2013 (1); 2015 (1). **Punting -- 3 for 86 yards;** 2005 (1 for 28 yards), 2007 (2 for 58 yards).

Year	Team	1-19	Pct	20-29	Pct	30-39	Pct	40-49	Pct	50+	Pct
2008	Kansas City	0-0	-	6-6	100.0	3-4	75.0	1-1	100.0	0-1	0.0
2009	Tampa Bay	0-0	-	2-2	100.0	4-6	66.7	5-7	71.4	3-4	75.0
2010	Tampa Bay	0-0	-	6-6	100.0	10-10	100.0	6-10	60.0	1-2	50.0
2011	Tampa Bay	0-0	-	5-5	100.0	6-6	100.0	13-14	92.9	2-3	66.7
2012	Tampa Bay	0-0	-	7-7	100.0	3-4	75.0	12-13	92.3	6-9	66.7
2014	Denver	2-2	100.0	4-4	100.0	5-5	100.0	3-4	75.0	1-1	100.0
2015	Tampa Bay	0-0	-	9-9	100.0	8-8	100.0	3-6	50.0	3-5	60.0
2016	Chicago	0-0	-	7-8	87.5	7-8	87.5	3-4	75.0	1-3	33.3
<b>NFL Totals</b>		<b>2-2</b>	<b>100.0</b>	<b>46-47</b>	<b>97.9</b>	<b>46-51</b>	<b>90.2</b>	<b>46-59</b>	<b>78.0</b>	<b>17-28</b>	<b>60.7</b>

#### POSTSEASON

Year	Team	GP	FG-FGA	Pct	Lg	Blk	XP-XPA	Pct	Blk	Points
2014	Denver	1	2-2	100.0	45	0	1-1	100.0	0	7
<b>Postseason</b>		<b>1</b>	<b>2-2</b>	<b>100.0</b>	<b>45</b>	<b>0</b>	<b>1-1</b>	<b>100.0</b>	<b>0</b>	<b>7</b>

Year	Team	1-19	Pct	20-29	Pct	30-39	Pct	40-49	Pct	50+	Pct
2014	Denver	0-0	-	0-0	-	0-0	-	2-2	100.0	0-0	-
<b>Postseason</b>		<b>0-0</b>	<b>-</b>	<b>0-0</b>	<b>-</b>	<b>0-0</b>	<b>-</b>	<b>2-2</b>	<b>100.0</b>	<b>0-0</b>	<b>-</b>

#### SEASON / CAREER / PLAYOFF HIGHS

	2016	Career	Playoff
<b>FG Attempts</b> .....	4, at IND (10/9).....	5, four times.....	2, vs. IND (1/11/15)
<b>Made FGs</b> .....	3, twice.....	5, two times.....	2, vs. IND (1/11/15)
<b>Longest FG</b> .....	54, at TB (11/13).....	57, vs. WAS (9/30/12) .....	45, vs. IND (1/11/15)
<b>PAT Attempts</b> .....	3, four times.....	6, twice.....	1, vs. IND (1/11/15)
<b>Made PATs</b> .....	3, four times.....	6, twice.....	1, vs. IND (1/11/15)
<b>Points</b> .....	11, at IND (10/9).....	17, at KC (11/30/14).....	7, vs. IND (1/11/15)

**CONNOR BARTH'S GAME-BY-GAME KICKING STATS****2008 KANSAS CITY CHIEFS**

DATE	W/L	Opp.	FGM	FGA	XPM	XPA	LG	Pts
10/25	L	at NYJ	1	1	3	3	30	6
11/2	L	TB	2	2	3	3	39	9
11/9	L	at SD	0	0	1	1	--	1
11/16	L	NO	2	2	2	2	21	8
11/23	L	Buf	1	1	4	4	45	7
11/30	W	at Oak	2	2	2	2	38	8
12/7	L	at Den	1	1	2	2	26	5
12/14	L	SD	0	2	3	3	--	3
12/21	L	Mia	1	1	4	4	27	7
12/28	L	at Cin	0	0	0	0	--	--
Totals	1-9		10	12	24	24	45	54

**2009 TAMPA BAY BUCCANEERS**

DATE	W/L	Opp.	FGM	FGA	XPM	XPA	LG	Pts
11/8	W	GB	1	2	3	3	38	6
11/15	L	at Mia	3	3	2	2	54	11
11/22	L	NO	0	0	1	1	--	1
11/29	L	at Atl	1	2	2	2	39	5
12/6	L	at Car	2	4	0	0	46	6
12/13	L	NYJ	1	1	0	0	43	3
12/20	W	at Sea	3	4	1	1	45	10
12/27	W	at NO	2	2	2	2	47	8
1/3	L	Atl	1	1	1	1	48	4
Totals	3-6		14	19	12	12	54	54

**2010 TAMPA BAY BUCCANEERS**

DATE	W/L	Opp.	FGM	FGA	XPM	XPA	LG	Pts
9/12	W	GB	1	1	2	2	49	5
9/19	W	at Car	2	2	2	2	33	8
9/26	L	Pit	2	2	1	1	40	7
10/10	W	at Cin	1	1	3	3	31	6
10/17	L	NO	0	2	0	0	--	--
10/24	W	StL	4	4	0	0	53	12
10/31	W	at Ari	1	2	5	5	21	8
11/7	L	at Atl	0	0	3	3	--	3
11/14	W	Car	1	1	4	4	32	7
11/21	W	at SF	0	1	3	3	--	3
11/28	L	at Bal	1	1	1	1	22	4
12/5	L	Atl	1	1	3	3	33	6
12/12	W	at Was	3	3	0	0	44	9
12/19	L	Det	2	2	2	2	30	8
12/26	W	Sea	1	2	5	5	46	8
1/2	W	at NO	3	3	2	2	48	11
Totals	10-6		23	28	36	36	53	105

**2011 TAMPA BAY BUCCANEERS**

DATE	W/L	Opp.	FGM	FGA	XPM	XPA	LG	Pts
9/11	L	Det	2	2	2	2	38	8
9/18	W	at Min	1	1	3	3	36	6
9/25	W	Atl	3	3	1	1	49	10
10/3	W	Ind	1	2	3	3	46	6
10/9	L	at SF	1	1	0	0	24	3
10/16	W	NO	4	5	2	2	48	14
10/23	L	Chi	1	1	1	1	33	4
11/6	L	at NO	3	3	1	1	48	10
11/13	L	Hou	1	1	0	0	55	3
11/20	L	at GB	2	2	2	2	32	8
11/27	L	at Ten	1	1	2	2	43	5
12/4	L	Car	4	4	1	1	50	13
12/11	L	at Jac	0	0	2	2	--	2
12/17	L	Dal	0	0	1	1	--	1
12/24	L	at Car	1	1	1	1	42	4
1/1	L	at Atl	1	1	1	1	41	4
Totals	4-12		26	28	23	23	55	101

**2012 TAMPA BAY BUCCANEERS**

DATE	W/L	Opp.	FGM	FGA	XPM	XPA	LG	Pts
9/9	W	Car	3	3	1	1	40	10
9/16	L	at NVG	2	2	4	4	52	10
9/23	L	at Dal	1	1	1	1	28	4
9/30	L	Was	3	3	1	1	57	10
10/14	W	KC	1	2	5	5	27	8
10/21	L	NO	0	1	4	4	--	4
10/25	W	at Min	3	3	3	3	40	12
11/4	W	at Oak	0	2	6	6	--	6
11/11	W	SD	2	2	4	4	45	10
11/18	W	at Car	2	2	1	1	51	7
11/25	L	Atl	3	4	2	2	48	11
12/2	L	at Den	3	3	2	2	55	11
12/9	L	Phi	0	0	3	3	--	3
12/23	L	StL	2	2	1	1	49	7
12/30	W	at Atl	3	3	1	1	48	10
Totals	7-8		28	33	39	39	57	123

**2014 DENVER BRONCOS**

DATE	W/L	Opp.	FGM	FGA	XPM	XPA	LG	Pts
11/30	W	at KC	5	5	2	2	37	17
12/07	W	Buf	1	1	3	3	50	6
12/14	W	at SD	5	5	1	1	49	16
12/22	L	at Cin	0	1	4	4	--	4
12/28	W	Oak	4	4	5	5	49	17
Totals	4-1		15	16	15	15	50	60

**2015 TAMPA BAY BUCCANEERS**

DATE	W/L	Opp.	FGM	FGA	XPM	XPA	LG	Pts
9/11	L	at Hou	0	0	2	2	--	2
9/19	L	Phi	0	1	2	2	--	2
9/25	L	at Dal	1	1	2	2	34	5
10/2	W	Det	1	2	2	2	25	5
10/9	L	at Ind	3	4	2	2	49	11
10/16	L	Jax	3	3	1	1	36	10
10/20	L	at GB	1	1	1	1	39	4
10/31	W	Min	2	2	2	2	30	8
11/13	L	at TB	1	1	1	1	54	4
11/20	L	at NVG	1	2	1	1	40	3
11/27	L	Ten	0	0	3	3	--	3
12/04	W	SF	1	1	3	2	45	6
12/11	L	at Det	1	1	2	3	38	5
12/18	L	GB	2	2	3	3	26	9
12/24	L	Was	0	1	3	3	--	3
1/1	L	at Min	1	1	1	1	29	4
Totals	3-13		18	23	31	32	54	85

BARTH



# 15 JOSH BELLAMY

**Ht:** 6-0

**Wt:** 211

**Age:** 28

**College:** Louisville

**Bears Season:** 4

**NFL Season:** 4

**Acquired:** Waived free agent in 2014 (NO)

## WIDE RECEIVER

**PRO CAREER:** Appeared in 44 games (5 starts) in five seasons with Kansas City (2012), Washington (2013) and Chicago (2014-16), hauling in 38 receptions for 506 yards and 3 touchdowns ... coming off a career-high 282 receiving yards in 2016 ... has 6 kickoff returns for 128 yards (21.3 avg), 15 STTs and 1 opponent fumble recovery on a muffed punt.

**HONORS AND AWARDS:** 2016: Brian Piccolo Award.

**CAREER TRANSACTIONS:** Signed with the Kansas City Chiefs (4/30/12) ... waived by the Chiefs (8/31/12) ... signed to Kansas City's practice squad (9/1/12) ... signed to the Chiefs active roster (12/8/12) ... waived by Kansas City (8/31/13) ... signed to the San Diego Chargers practice squad (9/10/13) ... waived by the Chargers (11/19/13) ... signed to the Washington Redskins practice squad (11/21/13) ... signed to the Redskins active roster (11/26/13) ... waived by Washington (4/5/14) ... acquired from waivers by the Chicago Bears (4/8/14) ... waived by Chicago (8/30/14) ... signed to the Bears practice squad (9/1/14) ... signed to Chicago's active roster (9/13/14) ... waived by the Bears (9/22/14) ... signed to Chicago's practice squad (9/23/14) ... signed to the Bears active roster (12/8/14) ... re-signed with Chicago (4/18/16). **SIGNED THROUGH 2017.**

**2016 SEASON:** Saw action in all 16 contests starting 2 (Games 12 and 13) at WR, notching 19 receptions for 282 yards (14.8 avg) and 1 touchdown ... carried the ball 4 times for 37 yards (9.3 avg) ... his 282 receiving yards is a career high and his 19 receptions ties his career-high ... added 5 STTs, which ranked tied for 4th on the Bears. **GAMES PLAYED-STARTED: 16-2**

**PREVIOUS SEASONS:** **2015:** Saw action in all 16 contests starting 3 (Games 12, 15-16) at WR, notching 19 receptions for 224 yards (11.8 avg) and a career-high 2 touchdowns ... added 10 STTs, which ranked 2nd on the Bears, and an opponent fumble recovery on a muffed punt ... first NFL catch was a 48-yard TD in Game 2 ... first Bears player since Brian Urlacher on 12/23/2001 at Washington to have his first career reception go for a touchdown ... first Bears player since WR Marty Booker on 11/14/1999 vs. Minnesota to have his first career reception for a touchdown of at least 48 yards (Booker's touchdown reception was 57 yards). **2014:** Appeared in 4 contests for Chicago (Games 2 & 14-16) on offense and special teams ... saw one passing target but did not record a reception ... spent first week of season on Bears practice squad before being elevated to 53-man roster prior to Game 2 at SF ... after being waived prior to Week 3, spent Weeks 4-14 on Bears practice squad before being elevated back to 53-man roster on Dec. 8. **2013:** Appeared in 5 games for the Redskins ... also spent time on their practice squad. **2012:** Spent time on the Chiefs practice squad before being elevated to their active roster ... appeared in 3 games, notching 5 kickoff returns for 101 yards (20.2 avg).

**COLLEGE:** Played in 26 games (17 starts) in two seasons at Louisville ... compiled 53 catches for 681 yards (12.8 avg.) with 7 TDs ... prior to his arrival at Louisville, played at Butte Community College where he caught 80 passes for 1,307 yards (16.3 avg.) with 17 TDs, marking a school record ... saw action on both sides of the ball at wide receiver and cornerback as a senior ... played in 13 games with 4 starts, 3 at WR, 1 at CB ... caught 24 passes for 280 yards (11.7 avg.) with 2 scores and recorded 10 tackles ... as a junior, appeared in 13 games (9 starts) ... recorded 29 receptions for 401 yards (13.8 avg.) and tied a team-high with 5 TDs ... added 5 kickoff returns for 120 yards (24.0 avg.).

**PERSONAL:** Played at Boca Ciega High School in Gulfport, Fla.



## JOSH BELLAMY'S NFL STATISTICS

## REGULAR SEASON

Year	Team	GP-GS	Rec	Yds	Avg	Lg	TD	Rush	Yds	Avg	Lg	TD	STT
2012	Kansas City	3-0	0	0	-	-	0	0	0	-	-	0	0
2013	Washington	5-0	0	0	-	-	0	0	0	-	-	0	0
2014	Chicago	4-0	0	0	-	-	0	0	0	-	-	0	0
2015	Chicago	16-3	19	224	11.8	48t	2	0	0	-	-	0	10
2016	Chicago	16-2	19	282	14.8	31	1	4	37	9.3	22	0	5
<b>Bears totals</b>		<b>36-5</b>	<b>38</b>	<b>506</b>	<b>13.3</b>	<b>48t</b>	<b>3</b>	<b>4</b>	<b>37</b>	<b>9.3</b>	<b>22</b>	<b>0</b>	<b>15</b>
<b>NFL totals</b>		<b>44-5</b>	<b>38</b>	<b>506</b>	<b>13.3</b>	<b>48t</b>	<b>3</b>	<b>4</b>	<b>37</b>	<b>9.3</b>	<b>22</b>	<b>0</b>	<b>15</b>

**ADDITIONAL STATS:** Kickoff Returns-- 6 for 113: 2012 KC (5 for 101); 2015 CHI (1 for 12).

## SEASON / CAREER / PLAYOFF HIGHS

	2016	Career	Playoff
Receptions.....	4, vs. TEN (11/27)	6, at KC (10/11/15)	None
Receiving Yards.....	93, vs. SF (12/4)	Same	None
Longest Reception.....	31, vs. SF (12/4)	48t, vs. ARI (9/20/15)	None
Receiving TDs.....	1, vs. GB (12/18)	1, three times	None

## JOSH BELLAMY'S GAME-BY-GAME STATS

## 2015 CHICAGO BEARS

Date	W/L	Opp.	Rec	Yds	Avg	Long	TD
9/13	L	GB	0	0	0.0	-	0
9/20	L	ARI	1	48	48.0	48t	1
9/27	L	at SEA	0	0	0.0	-	0
10/14	W	OAK	0	0	0.0	-	0
10/11	W	at KC	6	31	5.2	8	0
10/18	L	at DET	0	0	0.0	-	0
11/1	L	MIN	0	0	0.0	-	0
11/9	W	at SD	1	6	6.0	6	0
11/15	W	at STL	0	0	0.0	-	0
11/22	L	DEN	4	57	14.3	38	0
11/26	W	at GB	0	0	0.0	-	0
12/6*	L	SF	1	16	16.0	16	0
12/13	L	WAS	0	0	0.0	-	0
12/27*	L	at MIN	1	7	7.0	7	0
12/27**	W	at TB	2	10	5.0	7	0
1/3*	L	DET	3	49	16.3	34t	1
<b>Totals</b>	<b>1-2</b>		<b>19</b>	<b>224</b>	<b>11.8</b>	<b>48t</b>	<b>2</b>

## 2016 CHICAGO BEARS

Date	W/L	Opp.	Rec	Yds	Avg	Long	TD
9/11	W	at HOU	0	0	0.0	-	0
9/19	W	PHI	0	0	0.0	-	0
9/25	W	at DAL	0	0	0.0	-	0
10/2	L	DET	0	0	0.0	-	0
10/9	L	at IND	1	14	14.0	14	0
10/16	W	JAX	0	0	0.0	-	0
10/20	L	at GB	2	32	16.0	25	0
10/31	W	MIN	1	4	4.0	4	0
11/13	L	at TB	0	0	0.0	0	0
11/20	W	at NYG	2	32	16.0	23	0
11/27	L	TEN	4	41	10.3	15	0
12/4*	L	SF	4	93	23.3	31	0
12/11*	W	at DET	3	45	15.0	23	0
12/18	W	GB	1	10	10.0	10t	1
12/24	L	WAS	1	11	11.0	11	0
1/1	L	at MIN	0	0	26.7	67	0
<b>Totals</b>	<b>1-1</b>		<b>19</b>	<b>282</b>	<b>14.8</b>	<b>31</b>	<b>1</b>



## 59 TAYLOR BOGGS

Ht: 6-3

Wt: 302

Age: 30

College: Humboldt State

Bears Season: 3

NFL Season: 6

Acquired: Unrestricted FA in 2017 (ARI)

## CENTER

**PRO CAREER:** Starts sixth NFL season appearing in 12 contests (2 starts) for the Bears (2013-14), Lions (2015) and Cardinals (2016) ... made NFL Debut in 2013 at Washington ... got first career start in 2016 vs. New Orleans.

**CAREER TRANSACTIONS:** Signed as an undrafted free agent by the Jets (7/28/11) ... waived by the Jets (4/12/12) ... signed by the Bears (4/9/13) ... re-signed with the Bears (2/24/14) ... waived by the Bears (8/30/14) ... signed to Bears practice squad (9/1/14) ... added to active roster (9/13/14) ... waived by the Bears (10/16/14) ... added to practice squad (12/17/14) ... signed by the Lions (1/6/15) ... waived by the Lions (10/20/15) ... signed by the Cardinals (1/5/16) ... waived by the Cardinals (9/2/16) ... signed by the Cardinals (11/1/16) ... declared a free agent (3/9/17) ... signed by the Bears (5/1/17). **SIGNED THROUGH 2017.**

**2016 SEASON:** Appeared in 5 games with 2 starts for the Arizona Cardinals. **GAMES PLAYED-STARTED: 5-2**



**PREVIOUS SEASONS:** **2015:** Appeared in 2 games for the Detroit Lions. **2014:** Appeared in 4 games for the Chicago Bears. **2013:** Appeared in 1 game for the Chicago Bears. **2011:** Played on Injured Reserve by the New York Jets.

**COLLEGE:** Named a first-team All-American by the AFCA as a senior in 2010 ... three-time first-team all-conference selection ... recognized as conference's Offensive Lineman of the Year as a senior ... helped anchor a unit that ranked fifth in Division II for fewest QB sacks allowed, surrendering only eight sacks in 11 games in 2010 ... walked on at Humboldt State in 2007 after beginning career at Pikeville College.

**PERSONAL:** Played football at Upland (Calif.) High School where he was a first-team all-conference selection.

## TAYLOR BOGGS' NFL STATISTICS

### REGULAR SEASON

**GAMES PLAYED-STARTED - 12-2:** 2013 CHI (1-0); 2014 CHI (4-0); 2015 DET (2-0); 2016 ARI (5-2)



# 84 BEN BRAUNECKER

**Ht:** 6-4

**Age:** 23

**Bears Season:** 2

**Acquired:** Undrafted FA in 2016

**Wt:** 255

**College:** Harvard

**NFL Season:** 2

## TIGHT END

**PRO CAREER:** Begins second professional campaign, appearing in 13 contests with 2 starts, recording 4 receptions for 41 yards (10.3 avg) for the Chicago Bears (2016) ... added 4 STTs.

**CAREER TRANSACTIONS:** Signed as undrafted free agent by Chicago Bears (5/6/16) ... waived by the Bears (9/3/16) ... added to Bears practice squad (9/4/16) ... added to active roster (10/1/16). **SIGNED THROUGH 2019.**

**2016 SEASON:** Caught 4 passes for 41 yards (10.3 avg) as a rookie ... added 4 STTs which ranked tied for sixth on the team.

**GAMES PLAYED-STARTED: 13-2**

**COLLEGE:** Registered 68 receptions for 1,168 (17.2 avg) and 10 touchdowns in 25 games over four seasons at Harvard (2012-2015) ... following his senior season, was selected first team All-America (AP, Walter Camp and STATS) ... chosen as the 2015 CFPA Tight End Award recipient ... named all-Ivy League first team ... invited to NFLPA Collegiate Bowl ... led Harvard with 48 receptions for 850 yards (17.7 avg) and 8 touchdowns ... his 850 receiving yards ranked 6th in single-season school history and 8 touchdowns were tied for 2nd ... was fourth in the Ivy League with 85.0 receiving yards per game.

**PERSONAL:** Three-year starter at Forest Park H.S. (Ferdinand, IN)... Honorable mention all-state as a senior while also earning all-conference, all-Southwestern Indiana, team MVP, and all-Southwestern Indiana MVP honors... Recorded 51 career receptions for 1,254 yards (24.1 avg) and 16 touchdowns... Added 29 kickoff returns for 1,005 yards (34.6 avg)... Defensively registered 101 tackles and 7 interceptions... Named honorable mention all-state as a junior.

### BEN BRAUNECKER'S GAME-BY-GAME RECEIVING STATS

#### 2016 CHICAGO BEARS

Date	W/L	Opp.	Rec	Yds	Avg	Long	TD
10/31	W	Min	1	8	8.0	8	0
11/27	L	Ten	1	14	14.0	14	0
12/24	L*	Was	2	19	9.5	12	0

WAS ON PRACTICE SQUAD WEEKS 1-3

DID NOT RECORD AN OFFENSIVE STAT WEEKS 4-7, 10-11, 13-15, 17



## BEN BRAUNECKER'S NFL STATISTICS

## REGULAR SEASON

Year	Team	GP-GS	Rec	Yds	Avg	Lg	TD
2016	Chicago	13-2	4	41	10.3	14	0

ADDITIONAL STATS: Special Teams Tackles - 2016 (4)

## SEASON / CAREER / PLAYOFF HIGHS

	2016	Career	Playoff
Receptions.....	2, vs. WAS (12/24)	Same	None
Receiving Yards.....	19, vs. WAS (12/24)	Same	None
Longest Reception.....	14, vs. TEN (11/27)	Same	None
Receiving TDs.....	None	None	None

BRAVERMAN



## 18 DANIEL BRAVERMAN

Ht: 5-10

Wt: 185

Age: 22

College: Western Michigan

Bears Season: 2

NFL Season: 2

Acquired: 7th round of the 2016 draft (230th overall)

## WIDE RECEIVER

**PRO CAREER:** Begins second professional campaign, appearing in 3 games in Weeks 13-15 in 2016.**CAREER TRANSACTIONS:** Drafted in the 7th round (230th overall) of the 2016 draft. **SIGNED THROUGH 2019****2016 SEASON:** Appeared in 3 games after spending the first 13 weeks of the season on the practice squad.**GAMES PLAYED-STARTED:** 3-0

**COLLEGE:** Started 27-of-37 games over three seasons at Western Michigan (2012, '14-15), hauling in 213 passes for 2,509 yards (11.8 avg) and 19 touchdowns ... added 76 yards on 12 rush attempts (6.3 avg) ... on special teams, posted 24 punt returns for 109 yards (4.5 avg) and 15 kickoff returns for 312 yards (20.8 avg) ... started 27-of-37 games over three seasons at Western Michigan (2012, '14-15), hauling in 213 passes for 2,509 yards (11.8 avg) and 19 touchdowns ... as a senior started all 13 contests, tallying 109 receptions for 1,377 yards (12.6 avg) and 13 touchdowns and 2 rush attempts for 13 yards (6.5 avg) on offense ... ranked 8th nationally in receiving yards (1,377) and receiving touchdowns (13) ... started in all 13 games as a junior, notching 86 receptions for 997 (11.6 avg) and 5 touchdowns en route to being named third team all-MAC ... added a career-high 6 rush attempts for 58 yards and 1 touchdown ... returned a career-high 14 punts for 21 yards and 2 kickoffs for 54 yards (27.0 avg) on special teams ... played in 11 games with 1 start as a true freshman, recording 18 receptions for 135 yards (7.5 avg).

## DANIEL BRAVERMAN'S NFL STATISTICS


## REGULAR SEASON

Year	Team	GP-GS	Rec	Yds	Avg	Lg	TD	Rush	Yds	Avg	Lg	TD	STT
2016	Chicago	3-0	0	0	0.0	-	0	0	0	0.0	-	0	0

## SEASON / CAREER / PLAYOFF HIGHS

	2016	Career	Playoff
Receptions.....	None	None	None
Receiving Yards.....	None	None	None
Longest Reception.....	None	None	None
Receiving TDs.....	None	None	None





# 85 DANIEL BROWN

Ht: 6-5

Wt: 243

Age: 24

College: James Madison

Bears Season: 2

NFL Season: 3

Acquired: Waived FA gent in 2016 (BAL)

## TIGHT END

**PRO CAREER:** Owns 22 receptions for 188 yards (8.5 avg) and 1 touchdown in 14 games (4 starts) over two NFL seasons with the Baltimore Ravens (2015) and Chicago Bears (2016) ... coming off of career-highs in receptions (16) and yards (124).

**CAREER TRANSACTIONS:** Signed as an undrafted free agent by the Ravens (5/12/15) ... released by the Ravens (9/4/15) ... added to Ravens practice squad (9/8/15) ... released from Ravens practice squad (9/10/15) ... added to Ravens practice squad (10/13/15) ... released from Ravens practice squad (11/27/15) ... added to Ravens practice squad (11/28/15) ... added to active roster (11/30/15) ... re-signed with the Ravens (4/6/16) ... released by the Ravens (9/3/16) ... added to Ravens practice squad (9/4/16) ... added to active roster (10/5/16) ... waived by the Ravens (10/22/16) ... acquired from waivers by the Bears (10/24/16) ... re-signed with the Bears (3/6/17). **SIGNED THROUGH 2018.**

**2016 SEASON:** Appeared in 8 games with 3 starts after being claimed off waivers by the Ravens ... caught 16 passes for 124 yards (7.8 avg) and 1 touchdown with the Bears ... caught the game's opening touchdown against the Tennessee Titans (11/27).

**GAMES PLAYED-STARTED: 8-3**

**PREVIOUS SEASONS: 2015:** Recorded 64 yards on 6 receptions (10.7 avg.) for the league's No. 8 passing attack (266.9 ypg) ... established career highs in receptions (5) and receiving yards (47), including a 31-yard career long, in his first-career start vs. Seattle (12/13) ... secured his first-career reception for 17 yards on a fourth-quarter scoring drive at Miami (12/6) ... caught a 52-yard TD reception on Baltimore's second possession that was nullified by a disputed offensive pass interference call ... made NFL debut at Cleveland (11/30).

**COLLEGE:** Competed in 39 games (21 starts) for James Madison, recording 91 receptions for 1,450 yards (15.9 avg.) and 17 TDs ... recorded 42 receptions for 606 yards (14.4 avg.) and 7 TDs as a senior in 2014.

**PERSONAL:** Played at Isle of Wight (Va.) Academy, where he helped his team to three-consecutive state titles (2005-07) ... earned first-team all-state and all-conference honors as a senior in 2009.

### DANIEL BROWN'S GAME-BY-GAME RECEIVING STATS

#### 2015 BALTIMORE RAVENS

Date	W/L	Opp.	Rec	Yds	Avg	Long	TD
11/30	W	at Cle	0	0	0	0	0
12/6	L	at Mia	1	17	17.0	17	0
12/13	L	Sea*	5	47	9.4	31	0
12/20	L	KC	0	0	0	0	0
12/27	W	Pit	0	0	0	0	0
1/3	L	at Cin	0	0	0	0	0
Totals	2-4		6	64	10.7	48	0

#### 2016 CHICAGO BEARS

Date	W/L	Opp.	Rec	Yds	Avg	Long	TD
10/9	L#	Was	0	0	0	0	0
10/16	L#	at NYG	0	0	0	0	0
11/27	L	Ten	3	24	8.0	9	1
12/4	W	SF	2	13	6.5	7	0
12/11	L*	at Det	6	42	7.0	11	0
12/18	L*	GB	1	8	8.0	8	0
12/24	L	Was	2	19	9.5	10	0
1/1	L*	at Min	2	18	9.0	12	0
Totals	1-7		16	124	7.8	12	1

\* Denotes Game Started

# Denotes 2016 games played on Baltimore's roster.


## DANIEL BROWN'S NFL STATISTICS

### REGULAR SEASON

Year	Team	GP-GS	Rec	Yds	Avg	Lg	TD
2015	Baltimore	6-1	6	64	10.7	31	0
2016	Chicago	8-3	16	124	7.8	12	1
<b>NFL Totals</b>		<b>14-4</b>	<b>22</b>	<b>188</b>	<b>8.5</b>	<b>31</b>	<b>1</b>

### SEASON / CAREER / PLAYOFF HIGHS

	2016	Career	Playoff
Receptions.....	6, at DET (12/11)	Same	None
Receiving Yards.....	42, at DET (12/11)	47, at SEA (12/13/15)	None
Longest Reception.....	12, at MIN (1/1/17)	31, at SEA (12/13/15)	None
Receiving TDs.....	1, vs. TEN (11/27)	Same	None



# 90 JONATHAN BULLARD

**Ht:** 6-3      **Wt:** 290  
**Age:** 24      **College:** Florida  
**Bears Season:** 2      **NFL Season:** 2  
**Acquired:** 2nd round of the 2014 draft (51st overall)

## DEFENSIVE LINE

**PRO CAREER:** Starts second campaign after appearing in 14 games (1 start) for the Bears in 2016 ... totaled 24 tackles, 1 sack and 3 TFLs as a rookie ... made NFL debut against Houston (9/11) and made first career sack at Indianapolis (10/9).

**CAREER TRANSACTIONS:** Drafted in the 2nd round (51st overall) of the 2014 draft. **SIGNED THROUGH 2019**

**2016 SEASON:** Totaled 24 tackles, 1 sack, 3 TFLs ... one of three Bears rookies to record a sack. **GAMES PLAYED-STARTED: 14-1**

**COLLEGE:** Started 36-of-50 career contests at Florida, posting 178 tackles, 12 sacks, 33.5 TFLs and 5 pass breakups ... earned All-America and all-SEC honors following his senior season ... his 17.5 TFLs in 2015 were the most by a Gator since former Bear Alex Brown notched 18 in 1999 ... named a semifinalist for the Chuck Bednarik Award following his senior season in 2015 ... named First-Team All-America by CBSports.com and Pro Football Focus and second-team by Sporting News ... unanimous First Team all-SEC selection ... voted a captain by his teammates for the 2015 season ... started all 14 games ... totaled 66 tackles and tied for the team lead with 6.5 sacks ... added 2 pass breakups ... started all 12 games on the defensive line in 2014 ... totaled 52 tackles on the season, second most among defensive linemen and sixth overall on the team ... had 8.5 TFLs which ranked third on the Gators ... posted 2.5 sacks and 2 pass breakups ... played in 11 games in 2013 and started 8 times at defensive end ... ranked second among Florida's defensive linemen with 33 tackles ... had 2.5 TFLs and 1.5 sacks ... appeared in all 13 games and started 2 as a true freshman ... named first-team SEC Coaches' all-Freshman ... finished the season with 27 tackles, 5 TFLs and 1.5 sacks.

**PERSONAL:** Rated the No. 6 overall prospect by Rivals.com and the No. 2 prospect in the state of North Carolina out of Crest High School (Shelby, N.C.) ... also ranked the No. 1 strongside defensive end recruit in the nation by Rivals.com and the No. 4 defensive end overall by ESPN and Scout.com ... named an Honorable Mention All-American by Sports Illustrated ... participated in the U.S. Army All-American Bowl ... selected to the AP All-State First Team as a senior.

2016 CHICAGO BEARS

Date	W/L	Opp.	Tkls-5	Sk-YL	INT-Yds	PD	FF	FR	TFL
9/11	L	at HOU	1-0	0-0	0-0	0	0	0	0
9/19	L	PHI	0-0	0-0	0-0	0	0	0	0
9/25	L	at DAL	3-3	0-0	0-0	0	0	0	0
10/2	W	DET		DID NOT PLAY					
10/9	L	at IND	3-3	1-3	0-0	0	0	0	0
10/16	L	JAX	1-1	0-0	0-0	0	0	0	0
10/20	L	at GB	2-1	0-0	0-0	0	0	0	0
10/31	W	MIN	3-1	0-0	0-0	0	0	0	0
11/13*	L	at TB	2-1	0-0	0-0	0	0	0	0
11/20	L	at NYG	1-0	0-0	0-0	0	0	0	0
11/27	L	TEN	2-2	0-0	0-0	0	0	0	1
12/4	W	SF		INACTIVE					
12/11	L	at DET	2-1	0-0	0-0	0	0	0	0
12/18	L	GB	0-0	0-0	0-0	0	0	0	0
12/24	L	WAS	3-3	0-0	0-0	0	0	0	1
11/1	L	at MIN	1-1	0-0	0-0	0	0	0	1
<b>Totals</b>	<b>0-1</b>		<b>24-18</b>	<b>1-3</b>	<b>0-0</b>	<b>0</b>	<b>0</b>	<b>0</b>	<b>3</b>

\*Denotes Game Started


### JONATHAN BULLARD'S CAREER STATISTICS

REGULAR SEASON

Year	Team	GP	GS	Tackles				Interceptions				Fumbles			Misc.				
				Tot	S	A	Sk	Yds	No	Yds	Lg	TD	PD	FF	FR	Yds	TFL	STT	
2016	Chicago	14	1	24	18	6	1.0	3	0	0	-	0	0	0	0	0	0	3.0	0

SEASON / CAREER / PLAYOFF HIGHS

	2016	Career	Playoff
Tackles	3, three times	Same	None
Solos	3, three times	Same	None
Tackles For Loss	1, three times	Same	None
Sacks	1, at IND (10/9)	Same	None



46

MICHAEL  
BURTON**Ht:** 6-0**Age:** 25**Bears Season:** 1**Acquired:** Waived free agent in 2017 (DET)**Wt:** 247**College:** Rutgers**NFL Season:** 3

## RUNNING BACK

**PRO CAREER:** Appeared in 31 games with 7 starts over two seasons with the Detroit Lions, recording 4 carries for 2 yards (0.5 avg) and 6 receptions for 39 yards (6.5 avg) and one touchdown ... adds 4 career special teams tackles.

**CAREER TRANSACTIONS:** Selected in the 5th round (168th overall) by the Detroit Lions in the 2015 NFL Draft ... acquired from waivers by the Chicago Bears (5/31/17). **SIGNED THROUGH 2017.**

**2016 SEASON:** Appeared in 15 games (Games 1-15) for the Detroit Lions, recording 1 special team tackle.

**GAMES PLAYED-STARTED: 15-0**

**PREVIOUS SEASONS: 2015:** Played in all 16 games as a rookie, including 7 starts ... carried the ball 4 times for 2 yards (0.5 avg) and caught 6 passes for 39 yards (6.5 avg) and 1 TD ... also added 3 special teams tackles.

**COLLEGE:** Entered the college football ranks as a walk-on in 2010 and was redshirted his freshman year before emerging as a force in the Scarlet Knights backfield ... played in 42 career games (27 starts) and finished with 22 carries for 116 yards to go along with 47 receptions for 401 yards and three touchdowns ... as a senior, carried the Rutgers ground attack as the lead backfield blocker as he appeared in all 13 games (10 starts), hauling in at least one catch in 11 of the 13 games ... earned the Paul Robeson Award as a senior, presented annually to an individual whose performance, leadership and dedication on and off the field during his career has had the greatest impact on Rutgers football ... helped the offense rush for 340 yards in the Quick Lane Bowl victory over North Carolina in Detroit (12/26), the highest rushing total for Rutgers since 2007.

**PERSONAL:** Played football at West Morris Central High School (Chester, N.J.) where he was a four-year starter ... named first-team all-state, all-group III and Morris County Player of the Year by the Star-Ledger ... set 10 school season records and career records, including a single-season record 1,769 yards on 200 carries and 20 touchdowns as a senior ... owns his high school's career rushing mark with 3,332 yards as well as single-season all-purpose yards (2,376) and career all-purpose yards (4,498).



## MICHAEL BURTON'S NFL STATISTICS

## REGULAR SEASON

Year	Team	GP-GS	Rush	Yds	Avg	Lg	TD	Rec	Yds	Avg	Lg	TD	STT
2015	Detroit	16-7	4	2	0.5	2	0	6	39	6.5	12	1	3
2016	Detroit	15-0	0	0	0.0	-	0	0	0	0.0	-	0	1
<b>NFL totals</b>		<b>31-7</b>	<b>4</b>	<b>2</b>	<b>0.5</b>	<b>2</b>	<b>0</b>	<b>6</b>	<b>39</b>	<b>6.5</b>	<b>12</b>	<b>1</b>	<b>4</b>

## SEASON / CAREER / PLAYOFF HIGHS

	2016	Career	Playoff
Rushes	None	1, twice	None
Rushing Yards	None	2, at MIN (9/20/15)	None
Longest Run	None	2, at MIN (9/20/15)	None
Receptions	None	2, at NO (12/21/15)	None
Receiving Yards	None	12, at STL (12/13/15)	None
Longest Reception	None	12, at STL (12/13/15)	None
Receiving TDs	None	1, at NO (12/21/15)	None

## REGULAR SEASON

Year	Team	GP-GS	Rush	Yds	Avg	Lg	TD	Rec	Yds	Avg	Lg	TD	STT
2015	Chicago	11-1	43	159	3.7	11	2	3	19	6.3	11	1	1
2016	Chicago	12-0	32	126	3.9	24	0	5	55	11.0	15	0	0
<b>NFL totals</b>		<b>37-1</b>	<b>111</b>	<b>443</b>	<b>4.0</b>	<b>24</b>	<b>2</b>	<b>13</b>	<b>131</b>	<b>10.1</b>	<b>18</b>	<b>1</b>	<b>1</b>

## SEASON / CAREER / PLAYOFF HIGHS

	2016	Career	Playoff
Rushes	10, at GB (10/20)	14, twice	None
Rushing Yards	59, vs. JAX (10/16)	72, vs. GB (9/28/14)	None
Longest Run	24, at GB (10/20)	Same	None
Receptions	1, three times	3, vs. NO (12/15/14)	None
Receiving Yards	15, at IND (10/9)	39, vs. NO (12/15/14)	None
Longest Reception	16, at TB (11/13)	18, vs. NO (12/15/14)	None
Receiving TDs	None	1, at TB (12/27/15)	None



# 26 DEON BUSH

Ht: 6-0

Wt: 200

Age: 24

College: Miami (Fla.)

Bears Season: 2

NFL Season: 2

Acquired: 4th round of the 2016 draft (124th overall)

## DEFENSIVE BACK

**PRO CAREER:** Begins second NFL season, appearing in 11 games with 6 starts for the Chicago Bears (2016) ... owns 22 tackles, 1 pass breakup and 1 STT.

**CAREER TRANSACTIONS:** Drafted in the 4th round (124th overall) of the 2016 NFL Draft. **SIGNED THROUGH 2019.**

**2016 SEASON:** Played in 11 games (Games 3, 6-15), starting 6 (Games 10-15), recording 22 tackles and 1 pass breakup and 1 STT. **GAMES PLAYED-STARTED: 11-6**

**COLLEGE:** Three-time all-ACC honoree (2013-15) who started 32-of-45 career games in four seasons (2012-15) with Miami ... totaled 168 tackles, 10 TFLs, 5 sacks, 9 forced fumbles, 3 fumble recoveries, 13 pass breakups and 4 interceptions ... started 12-of-13 games in 2015 ... missed a start due to second-half targeting call that forced him to miss first half vs. Cincinnati ... ranked fifth on team with 50 tackles and second on team with 6 pass breakups ... added 3 TFLs, 1 sack, 2 fumble recoveries and one interception ... named third-team all-ACC (Coaches) and all-ACC Honorable Mention (ACSMA) ... started all 11 games in 2014, notching career-highs in tackles (53) and forced fumbles (5) ... added 4 TFLs, 2 sacks, 1 fumble recovery, 3 pass breakups and 2 interceptions ... earned All-ACC Honorable Mention honors (ACSMA) ... played in 11 games, making 3 starts in 2013 as a sophomore ... missed first two games due to injury ... named honorable mention all-ACC by ACSMA ... collected 31 tackles, 2 TFLs, 2 sacks and 1 forced fumble, pass breakup and interception ... started 6-of-10 contests as a true freshman in 2012 ... credited with 34 tackles, 1 TFL, 3 forced fumbles and 3 pass breakups ... named second-team Freshman All-America by CollegeFootballNews.com.

**PERSONAL:** Four-star recruit according to Rivals.com ... No. 5 safety prospect, No. 68 overall prospect and No. 12 prospect in the state of Florida by Rivals.com ... ranked 65th on ESPN 150 as fourth-best safety prospect and 14th-best prospect from Florida ... as a senior out of Columbus H.S. (Miami, Fla.) made 40 stops and had 7 interceptions ... as a junior, returned 1 punt for touch-down and compiled 50 tackles and 3 interceptions.

2016 CHICAGO BEARS											
Date	W/L	Opp.	Tkls-5	Sk-VL	INT	Yds	PD	FF	FR	FR	TFL
9/11	L	at HOU					INACTIVE				
9/19	L	PHI					INACTIVE				
9/25	L	at DAL	0-0	0-0	0-0	0	0	0	0	0	0
10/2	W	DET					INACTIVE				
10/9	L	at IND					INACTIVE				
10/16	L	JAX	0-0	0-0	0-0	0	0	0	0	0	0
10/20	L	at GB	0-0	0-0	0-0	0	0	0	0	0	0
10/31	W	MIN	0-0	0-0	0-0	0	0	0	0	0	0
11/3	L	at TB	1-1	0-0	0-0	0	0	0	0	0	0
11/20*	L	at NYG	8-6	0-0	0-0	0	0	0	0	0	0
11/27*	L	TEN	2-2	0-0	0-0	0	0	0	0	0	0
12/4*	W	SF	4-3	0-0	0-0	0	0	0	0	0	0
12/11*	L	at DET	4-3	0-0	0-0	0	0	0	0	0	0
12/18*	L	GB	3-2	0-0	0-0	1	0	0	0	0	0
12/24*	L	WAS	0-0	0-0	0-0	0	0	0	0	0	0
11/1	L	at MIN					INACTIVE				
<b>Totals</b>	<b>0-1</b>		<b>22-17</b>	<b>0-0</b>	<b>0-0</b>	<b>1</b>	<b>0</b>	<b>0</b>	<b>0</b>	<b>0</b>	<b>0</b>

## DEON BUSH'S CAREER STATISTICS

### REGULAR SEASON

Year	Team	Tackles						Interceptions				Fumbles			Misc.			
		GP	GS	Tot	S	A	Sk	Yds	No	Yds	Lg	TD	PD	FF	FR	Yds	TFL	STT
2016	Chicago	11	6	22	17	5	0.0	0.0	0	0	-	0	1	0	0	0	0.0	1

### SEASON / CAREER / PLAYOFF HIGHS

	2016	Career	Playoff
<b>Tackles</b> .....	8, at NYG (11/20)	Same	None
<b>Solos</b> .....	6, at NYG (11/20)	Same	None
<b>Tackles For Loss</b> .....	None	None	None
<b>Interceptions</b> .....	None	None	None



# 37 BRYCE CALLAHAN

**Ht:** 5-9                      **Wt:** 191  
**Age:** 26                     **College:** Rice  
**Bears Season:** 3         **NFL Season:** 3  
**Acquired:** Undrafted free agent in 2015

## DEFENSIVE BACK

**PRO CAREER:** Begins third professional campaign, appearing in 20 contests with 13 starts, producing 59 tackles, 4 TFLs, 1 sack and 9 pass breakups for the Chicago Bears (2015-16) ... 7 pass breakups ranked 3rd on the Bears and 4 TFLs led the Bears secondary in 2015.

**CAREER TRANSACTIONS:** Signed with the Chicago Bears as an undrafted free agent (5/3/15) ... waived by Chicago (9/22/15) ... signed to the Bears practice squad (9/24/15) ... signed to Chicago's active roster (10/19/15) ... re-signed with the Bears (4/17/17). **SIGNED THROUGH 2017.**

**2016 SEASON:** Played in 11 games (Games 1-2, 4-7, 10-13 & 15) starting 10, producing 36 tackles and 9 pass breakups.

**GAMES PLAYED-STARTED:** 11-10

**PREVIOUS SEASONS: 2015:** Started 3-of-9 games, collecting 23 tackles, 4 TFLs, 1 sack and 7 pass breakups ... 7 pass breakups ranked 3rd on the Bears and 4 TFLs led the Bears secondary ... inactive Games 13-15 due to a quad injury.

**COLLEGE:** In 47 career games at Rice, credited with 145 tackles, 2 sacks, 14 TFLs, 13 interceptions, 33 pass breakups, 2 forced fumbles and 1 fumble recovery ... also served as a punt returner on special teams, notching 33 returns for 225 yards (6.8 avg) ... his 13 career interceptions ranks tied for second in school annals ... selected to play in the East-West Shrine Game following his senior season ... member of the 2014 Jim Thorpe Award (top defensive back in college football) Watch List ... named second team all-C-USA by the coaches as a junior ... led C-USA in interceptions (6) and tied for 6th nationally as a redshirt freshman ... lead all FBS freshmen with his 6 interceptions ... earned Freshman All-American honors from Sporting News and Scout.com ... C-USA all-Freshman team and honorable mention all-C-USA selection by league coaches.

**PERSONAL:** Attended Cy Woods High School (Cypress, Texas) where he was named first-team 5A All State by the AP and named to Dave Campbell's Texas Football's 2009 All-Texas High School team ... two-time All-District 15-5A selection, leading the Wildcats into the playoffs in each of their first two seasons of varsity football ... recorded 136 tackles and 8 interceptions on defense, 167 receiving yards and 2 touchdowns on offense and averaged 25.8 yards on punt returns and 21.2 yards on kick-off returns as a senior ... honorable mention Academic All State... intercepted a pass in the 2010 THSCA All-Star game.

### BRYCE CALLAHAN'S CAREER STATISTICS

#### REGULAR SEASON

Year	Team	Tackles						Interceptions				Fumbles			Misc.			
		GP	GS	Tot	S	A	Sk	Yds	No	Yds	Lg	TD	PD	FF	FR	Yds	TFL	STT
2015	Chicago	9	3	23	18	5	1.0	0.0	0	0	-	0	7	0	0	0	4.0	0
2016	Chicago	11	10	36	29	7	0.0	0.0	0	0	-	0	9	0	0	0	0.0	1
<b>NFL totals</b>		<b>20</b>	<b>13</b>	<b>59</b>	<b>47</b>	<b>12</b>	<b>0.0</b>	<b>0.0</b>	<b>0</b>	<b>0</b>	<b>0</b>	<b>0</b>	<b>16</b>	<b>0</b>	<b>0</b>	<b>0</b>	<b>4.0</b>	<b>1</b>

#### SEASON / CAREER / PLAYOFF HIGHS

	2016	Career	Playoff
<b>Tackles</b> .....	7, vs. JAX (10/16)	Same	None
<b>Solos</b> .....	6, vs. JAX (10/16)	Same	None
<b>Tackles For Loss</b> .....	None	1, four times	None
<b>Interceptions</b> .....	None	1, vs. DET (1/3/16)	None



## BRYCE CALLAHAN'S GAME-BY-GAME DEFENSIVE STATS

## 2015 CHICAGO BEARS

Date	W/L	Opp.	Tkls-S	Sk-VL	INT-Yds	PD	FF	FR	TFL
9/13	L	GB	0-0	0-0	0-0	0	0	0	0
9/20	L	ARI	0-0	0-0	0-0	0	0	0	0
9/27	L	at SEA							
10/4	W	OAK							
10/11	W	at KC							
10/18	L	at DET							
11/1	L	MIN	4-4	0-0	0-0	0	0	0	0
11/9*	W	at SD	3-2	0-0	0-0	0	0	0	1
11/15	W	at STL	3-3	0-0	0-0	0	0	0	0
11/22	L	DEN	1-1	0-0	0-0	0	0	0	1
11/26*	W	at GB	3-3	0-0	0-0	0	0	0	1
12/6	L	SF	4-4	0-0	0-0	0	0	0	0
12/13	L	WAS							
12/20	L	at MIN							
12/27	W	at TB							
1/3*	L	DET	3-3	1-0	0-0	0	0	0	1
<b>Totals</b>	<b>2-1</b>		<b>21-20</b>	<b>1-0</b>	<b>0-0</b>	<b>3</b>	<b>0</b>	<b>0</b>	<b>4</b>

## 2016 CHICAGO BEARS

Date	W/L	Opp.	Tkls-S	Sk-VL	INT-Yds	PD	FF	FR	TFL
9/11*	L	at HOU	2-1	0-0	0-0	1	0	0	0
9/19*	L	PHI	1-1	0-0	0-0	1	0	0	0
9/25	L	at DAL							
10/2*	W	DET	5-5	0-0	0-0	2	0	0	0
10/9*	L	at IND	6-5	0-0	0-0	1	0	0	0
10/16*	L	JAX	7-6	0-0	0-0	0	0	0	0
10/20*	L	at GB	1-1	0-0	0-0	0	0	0	0
10/31	W	MIN							
11/13	L	at TB							
11/20*	L	at NYG	5-3	0-0	0-0	2	0	0	0
11/27	L	TEN	3-3	0-0	0-0	0	0	0	0
12/4*	W	SF	2-1	0-0	0-0	1	0	0	0
12/11*	L	at DET	4-3	0-0	0-0	2	0	0	0
12/18	L	GB							
12/24*	L	WAS	0-0	0-0	0-0	0	0	0	0
11/1	L	at MIN							
<b>Totals</b>	<b>2-8</b>		<b>36-29</b>	<b>0-0</b>	<b>0-0</b>	<b>9</b>	<b>0</b>	<b>0</b>	<b>0</b>



25

KA'DEEM  
CAREY

Ht: 5-10

Wt: 215

Age: 25

College: Arizona

Bears Season: 4

NFL Season: 4

Acquired: 4th round of the 2014 draft

RUNNING BACK

**PRO CAREER:** In three seasons with the Bears (2014-16), he has appeared in 37 games (1 start), recording 111 carries for 443 yards (4.0 avg) and 2 touchdowns ... adds 13 receptions for 131 yards (10.1 avg) and 1 touchdown and 2 kickoff returns for 38 yards ... all 3 touchdowns came in 2015.

**CAREER TRANSACTIONS:** Selected in the 4th round (117th overall) by Chicago in the 2014 NFL Draft ... signed 4-year contract with the Bears (5/13/14). **SIGNED THROUGH 2017.**

**2016 SEASON:** Appeared in 12 games (Games 1-2 & 5-14), rushing for 126 yards on 32 attempts (3.9 avg) and caught 5 passes for 55 yards (11.0 avg). **GAMES PLAYED-STARTED: 12-0**

**PREVIOUS SEASONS: 2015:** Made 11 appearances (Games 3, 5-6, 8-10, & 12-16) with 1 start (Game 8), taking 43 carries for 159 yards (3.7 avg) and 2 touchdowns and 3 catches for 19 yards and 1 touchdown ... scored first career touchdown (4-yard run) in Game 12 vs. SF (12/6/15) and made first career start in Game 8 at SD (11/9/15) ... had first career 2 TD contest (1 rushing and 1 receiving) in Game 15 at Tampa Bay (12/27/15) ... inactive Games 1-2, 4 and 7 (coach's decision) and Game 11 due to a neck injury. **2014:** Carried the ball 36 times for 158 yards (4.4 ypc) while adding 57 receiving yards on 5 receptions (11.4 ypr) ... appeared in Games 1-14, making NFL debut on September 7 vs. Buffalo ... active but did not play in Games 15-16.

**COLLEGE:** Two-time consensus first team All-American ... played three seasons at Arizona (2011-13) with 24 starts in 36 games ... set school records for career all-purpose yards (5,483), rushing yards (4,329) and rushing TDs (52) ... became the 4th player in school history to rush for at least 1,000 yards in back-to-back seasons (2012-13).

**PERSONAL:** Member of the PrepStar Dream Team, Tacoma News-Tribune Western 100, Arizona Republic All-Arizona, Arizona Republic First-Team 4A All-State, Arizona Daily Star First-Team All-Southern Arizona, Arizona Football Coaches' Association First-Team All-State Top 25 and first-team 4A-I all-state and 4A-I all-conference ... rushed for 1,754 yards and 26 touchdowns as a senior ... as a junior, ran the ball 224 times for 2,738 yards, 45 touchdowns, helping Canyon del Oro HS (Oro Valley, Ariz.) compile a 14-0 record and win the 4A-I state championship.

**KA'DEEM CAREY'S NFL STATISTICS****REGULAR SEASON**

Year	Team	GP-GS	Rush	Yds	Avg	Lg	TD	Rec	Yds	Avg	Lg	TD	STT
2014	Chicago	14-0	36	158	4.4	15	0	5	57	11.4	18	0	0
2015	Chicago	11-1	43	159	3.7	11	2	3	19	6.3	11	1	1
2016	Chicago	12-0	32	126	3.9	24	0	5	55	11.0	15	0	0
<b>NFL totals</b>		<b>37-1</b>	<b>111</b>	<b>443</b>	<b>4.0</b>	<b>24</b>	<b>2</b>	<b>13</b>	<b>131</b>	<b>10.1</b>	<b>18</b>	<b>1</b>	<b>1</b>

**SEASON / CAREER / PLAYOFF HIGHS**

	2016	Career	Playoff
Rushes.....	10, at GB (10/20)	14, twice	None
Rushing Yards.....	59, vs. JAX (10/16)	72, vs. GB (9/28/14)	None
Longest Run.....	24, at GB (10/20)	Same	None
Rushing TDs.....	None	1, twice	None
Receptions.....	1, three times	3, vs. NO (12/15/14)	None
Receiving Yards.....	15, at IND (10/9)	39, vs. NO (12/15/14)	None
Longest Reception.....	16, at TB (11/13)	18, vs. NO (12/15/14)	None
Receiving TDs.....	None	1, at TB (12/27/15)	None

**KA'DEEM CAREY'S GAME-BY-GAME RUSHING AND RECEIVING****2014 CHICAGO BEARS**

Date	W/L	Opp.	Rush	Yards	Avg.	Lg	TD	Rec.	Yards	Avg.	Lg	TD
9/7	L	BUF	1	4	4.0	4	0	0	0	-	-	0
9/14	W	at SF	0	0	-	-	0	0	0	-	-	0
9/22	W	at NYJ	1	0	-	-	0	0	0	-	-	0
9/28	L	GB	14	72	5.1	13	0	0	0	-	-	0
10/5	L	at CAR	2	2	1.0	2	0	0	0	-	-	0
10/12	W	at ATL	4	19	4.8	15	0	0	0	-	-	0
10/19	L	MIA	0	0	-	-	0	0	0	-	-	0
10/26	L	at NE	6	33	5.5	13	0	0	0	-	-	0
11/9	L	at GB	2	13	6.5	8	0	1	11	11.0	11	0
11/16	W	MIN	0	0	-	-	0	0	0	-	-	0
11/23	W	TB	3	3	1.0	3	0	0	0	-	-	0
11/27	L	at DET	2	8	4.0	5	0	1	7	7.0	7	0
12/4	L	DAL	0	0	-	-	0	0	0	-	-	0
12/15	L	NO	1	4	4.0	4	0	3	39	13.0	18	0
12/21	L	DET										
12/28	L	at MIN										
<b>Totals</b>	<b>0-0</b>		<b>36</b>	<b>158</b>	<b>4.4</b>	<b>15</b>	<b>0</b>	<b>5</b>	<b>57</b>	<b>11.4</b>	<b>18</b>	<b>0</b>

**2015 CHICAGO BEARS**

Date	W/L	Opp.	Rush	Yards	Avg.	Lg	TD	Rec.	Yards	Avg.	Lg	TD
9/13	L	GB										
9/20	L	ARI										
9/27	L	at SEA	0	0	-	-	0	0	0	-	-	0
10/4	W	OAK										
10/11	W	at KC	0	0	-	-	0	0	0	-	-	0
10/18	L	at DET	0	0	-	-	0	0	0	-	-	0
11/1	L	MIN										
11/9*	W	at SD	7	28	4.0	8	0	0	0	-	-	0
11/15	W	at STL	14	56	4.0	9	0	0	0	-	-	0
11/22	L	DEN	9	32	3.6	9	0	0	0	-	-	0
11/26	W	at GB										
12/6	L	SF	5	17	3.4	11	1	0	0	-	-	0
12/13	L	WAS	0	0	-	-	0	0	0	-	-	0
12/20	L	at MIN	0	0	-	-	0	2	18	9.0	11	0
12/27	W	at TB	7	16	2.3	6	1	1	1	1.0	1t	1
1/3	L	DET	1	10	10.0	10	0	0	0	-	-	0
<b>Totals</b>	<b>1-0</b>		<b>43</b>	<b>159</b>	<b>3.7</b>	<b>11</b>	<b>2</b>	<b>3</b>	<b>19</b>	<b>6.3</b>	<b>11</b>	<b>1</b>

**2016 CHICAGO BEARS**

Date	W/L	Opp.	Rush	Yards	Avg.	Lg	TD	Rec.	Yards	Avg.	Lg	TD
9/11	L	at HOU	1	4	4.0	4	0	0	0	0.0	-	0
9/19	L	PHI	2	3	1.5	2	0	1	3	3.0	3	0
9/25	L	at DAL										
10/2	W	DET										
10/9	L	at IND	1	2	2.0	2	0	1	15	15.0	15	0
10/16	L	JAX	9	50	5.6	16	0	0	0	0.0	-	0
10/20	L	at GB	10	48	4.8	24	0	1	9	9.0	9	0
10/31	W	MIN	2	3	1.5	2	0	0	0	0.0	-	0
11/13	L	at TB	2	-1	-0.5	1	0	1	16	16.0	16	0
11/20	L	at NYG	0	0	0.0	-	0	0	0	0.0	-	0
11/27	L	TEN	1	6	6.0	6	0	1	12	12.0	12	0
12/4	W	SF	2	8	4.0	4	0	0	0	0.0	-	0
12/11	L	at DET	1	2	2.0	2	0	0	0	0.0	-	0
12/18	L	GB	1	1	1.0	1	0	0	0	0.0	-	0
12/24	L	WAS										
1/1	L	at MIN										
<b>Totals</b>	<b>0-0</b>		<b>32</b>	<b>126</b>	<b>3.9</b>	<b>24</b>	<b>0</b>	<b>5</b>	<b>55</b>	<b>11.0</b>	<b>16</b>	<b>0</b>





# 76 TOM COMPTON

**Ht:** 6-5

**Wt:** 308

**Age:** 28

**College:** South Dakota

**Bears Season:** 1

**NFL Season:** 5

**Acquired:** Unrestricted free agent in 2017 (ATL)

## OFFENSIVE LINE

**PRO CAREER:** Appeared in 60 games (10 starts) in 4 seasons with the Washington Redskins (2013-15) and Atlanta Falcons (2016) ... helped the Falcons to finish top 5 in the league in total yards (2nd), first downs (2nd), passing yards (3rd) and rushing yards (5th) on the way to Super Bowl LI.

**CAREER TRANSACTIONS:** Drafted by the Redskins in the 6th round (193rd overall) of the 2012 NFL Draft ... released by the Redskins (8/31/12) ... added to Redskins practice squad (9/3/12) ... added to Redskins active roster (12/5/12) ... re-signed with the Redskins (2/27/15) ... declared free agent (3/9/16) ... signed by the Falcons (3/16/16) ... declared free agent (3/9/17) ... signed by the Chicago Bears (3/12/17). **SIGNED THROUGH 2017.**

**2016 SEASON:** Appeared in all 16 regular season games as well wsa 3 postseason games for the Atlanta Falcons ... helped the Falcons to finish top 5 in the league in total yards (2nd), first downs (2nd), passing yards (3rd) and rushing yards (5th) on the way to Super Bowl LI. **GAMES PLAYED-STARTED: 16-0**

**PREVIOUS SEASONS: 2015:** Appeared in 13 games with 1 start as an extra tackle for the Washington Redskins ... appeared in first career post season game. **2014:** Appeared in all 16 games with 9 starts at RT for the Washington Redskins.

**2013:** Appeared in 15 games for the Washington Redskins. **2012:** Spent season on Washington Redskins practice squad.

**COLLEGE:** After redshirting in 2007, started all 43 games for South Dakota during his time with the Coyotes from 2008-11.

**2011:** Started all 11 games as a senior, including helping the Coyotes to a 30-17 upset of top-ranked defending champion Eastern Washington. **2010:** Was named an All-Great West Conference first-team selection as a juitor, starting all 11 games at left tackle ... received USD's Most Valuable Lineman Award, helping the Coyotes average 150.9 rushing yards, 207.1 passing yards and 23.4 points per game. **2009:** As a sophomore, was named All-Great West Conference honorable mention, starting all 10 games at right tackle for the Coyotes ... helped an offense that averaged 460 total yards (fourth in the nation), 202 rushing yards (11th in the nation) and 258 passing yards per game (16th in the nation). **2008:** Started all 11 games at right tackle on offensive line that helped the Coyotes rank in the top 10 nationally in scoring offense, total offense and rushing offense.

**PERSONAL:** Attended Rosemount (Minn.) H.S., where he was a two-year starter on the offensive line ... led his high school team to section championship and a state semifinal berth.

### TOM COMPTON'S NFL STATISTICS

#### REGULAR SEASON

**GAMES PLAYED-STARTED - 60-10:** 2013 WAS (15-0); 2014 WAS (16-9); 2015 WAS (13-1); 2016 ATL (16-0).

#### POSTSEASON

**GAMES PLAYED-STARTED - 4-0:** 2015 WAS (1-0); 2016 ATL (3-0).

**25** **MARCUS COOPER****Ht:** 6-2**Wt:** 192**Age:** 27**College:** Rutgers**Bears Season:** 1**NFL Season:** 5**Acquired:** Unrestricted free agent in 2017 (ARI)**DEFENSIVE BACK**

**PRO CAREER:** Owns 130 tackles, 7 interceptions, 32 pass breakups, 1 forced fumble and 1 fumble recovery in 54 career games with 24 starts with the Chiefs (2013-15) and Cardinals (2016) ... owns 17 tackles and 1 TFL in the postseason.

**CAREER TRANSACTIONS:** Selected by the San Francisco 49ers in the 7th round (252nd overall) in the 2013 NFL Draft ... waived by the 49ers (8/31/13) ... acquired from waivers by the Kansas City Chiefs (9/1/13) ... traded to the Arizona Cardinals (9/2/16) ... signed with Chicago Bears (3/11/17). **SIGNED THROUGH 2019.**

**2016 SEASON:** Appeared in 15 games with 13 starts, recording 69 tackles, 4 interceptions (1 returned for a touchdown), 11 pass breakups for the Arizona Cardinals ... 11 pass breakups led the team ... intercepted and returned a Jameis Winston pass for 60 yards for his first career touchdown (vs. TB 9/18/16). **GAMES PLAYED-STARTED: 16-13**

**PREVIOUS SEASONS: 2015:** Appeared in 14 games with 13 starts for the Houston Texans, recording 61 tackles, 0.5 sacks, 1 interception, 6 pass breakups, 1 forced fumble and 1 TFL. **2014:** Appeared in 16 games with 9 starts for the New York Giants, recording 54 tackles, 4 interceptions, 7 pass breakups, 1 forced fumble and 1 TFL ... added 3 STT. **2013:** Played in all 16 games with 6 starts for the Kansas City Chiefs, recording 32 tackles, 4 interceptions and 9 pass breakups.

**COLLEGE:** Totaled 17 interceptions (second in Rutgers school history) for 404 return yards (school record) ... returned three of those interceptions for touchdowns (tied for school record) ... set NCAA record by returning two kickoffs for 100 yards as a senior ... selected as 3rd-team All-American during senior season.

**PERSONAL:** Attended Theodore Roosevelt High School in San Antonio, Texas ... earned unanimous all-district 26 5A, All-Greater San Antonio and honorable mention all-state honors as a senior.



## MARCUS COOPER'S NFL STATISTICS

## REGULAR SEASON

Year	Team	GP	GS	Tackles				Interceptions				Fumbles			Misc.			
				Tot	S	A	Sk	Yds	No	Yds	Lg	TD	PD	FF	FR	Yds	TFL	STT
2013	Kansas City	16	6	41	38	3	0.0	0.0	3	32	20	0	18	1	1	0	0.0	3
2014	Kansas City	13	4	18	18	0	0.0	0.0	0	0	0	0	3	0	0	0	0.0	3
2015	Kansas City	10	1	2	2	0	0.0	0.0	0	0	0	0	0	0	0	33	0.0	0
2016	Arizona	15	13	69	62	6	0.0	0.0	4	95	60t	1	11	0	0	0	0.0	0
<b>NFL totals</b>		<b>54</b>	<b>24</b>	<b>130</b>	<b>121</b>	<b>9</b>	<b>0.0</b>	<b>0.0</b>	<b>7</b>	<b>127</b>	<b>60t</b>	<b>1</b>	<b>32</b>	<b>1</b>	<b>1</b>	<b>33</b>	<b>0.0</b>	<b>6</b>

## POSTSEASON

Year	Team	GP	GS	Tackles				Interceptions				Fumbles			Misc.			
				Tot	S	A	Sk	Yds	No	Yds	Lg	TD	PD	FF	FR	Yds	TFL	STT
2013	Kansas City	1	0	2	1	1	0.0	0.0	0	0	-	0	1	0	0	0	0	0
<b>Postseason</b>		<b>1</b>	<b>0</b>	<b>2</b>	<b>1</b>	<b>1</b>	<b>0.0</b>	<b>0.0</b>	<b>0</b>	<b>0</b>	<b>-</b>	<b>0</b>	<b>1</b>	<b>0</b>	<b>0</b>	<b>0</b>	<b>0</b>	<b>0</b>

## SEASON / CAREER / PLAYOFF HIGHS

	2016	Career	Playoff
<b>Tackles</b> .....	9, at ATL (11/27)	Same.....	2, at IND (1/4/14)
<b>Solos</b> .....	9, at ATL (11/27)	Same.....	1, at IND (1/4/14)
<b>Pass Defenses</b> .....	3, vs. TB (9/18)	4, vs. OAK (10/13/13)	1, at IND (1/4/14)
<b>Interceptions</b> .....	2, vs. TB (9/18)	Same.....	None

## MARCUS COOPER'S GAME-BY-GAME DEFENSIVE STATS

## 2013 KANSAS CITY CHIEFS

Date	W/L	Opp.	Tkls-5	Sk-YL	INT-Yds	PD	FF	FR	TFL
9/8	W	at Jax	1-1	0-0	0-0	0	0	0	0
9/15	W	Dal	0-0	0-0	0-0	0	0	0	0
9/19	W	at Phi	0-0	0-0	0-0	0	0	0	0
9/29	W*	NYG	1-1	0-0	0-0	2	0	0	0
10/6	W	at Ten	2-1	0-0	1-0	3	0	1	0
10/13	W*	Oak	5-5	0-0	1-12	4	0	0	0
10/20	W	Hou	1-0	0-0	0-0	1	0	0	0
10/27	W*	Cle	2-2	0-0	0-0	0	0	0	0
11/3	W	at Buf	3-3	0-0	0-0	3	1	0	0
11/17	L*	at Den	5-5	0-0	0-0	0	0	0	0
11/24	L	SD	3-2	0-0	0-0	0	0	0	0
12/1	L*	Den	8-8	0-0	1-20	1	0	0	0
12/8	W	at Was	3-3	0-0	0-0	2	0	0	0
12/15	W	at Oak	2-2	0-0	0-0	0	0	0	0
12/22	L	Ind	1-1	0-0	0-0	0	0	0	0
12/29	L*	at SD	4-4	0-0	0-0	2	0	0	0
Totals	11-5		41-38	0-0	3-32	18	1	1	0

## 2014 KANSAS CITY CHIEFS

Date	W/L	Opp.	Tkls-5	Sk-YL	INT-Yds	PD	FF	FR	TFL
9/14	L*	at Den	5-5	0-0	0-0	2	0	0	0
9/21	W*	at Mia	6-6	0-0	0-0	0	0	0	0
9/29	W*	NE	1-1	0-0	0-0	1	0	0	0
10/5	L*	at SF	2-2	0-0	0-0	0	0	0	0
10/19	W	at SD	0-0	0-0	0-0	0	0	0	0
10/26	W	StL	1-1	0-0	0-0	0	0	0	0
12/14	W	Oak	3-3	0-0	0-0	0	0	0	0
Totals	8-5		18-18	0-0	0-0	3	0	0	0

DID NOT RECORD ANY DEFENSIVE STATS WEEKS 1, 9-14, 16-17

## 2015 KANSAS CITY CHIEFS

Date	W/L	Opp.	Tkls-5	Sk-YL	INT-Yds	PD	FF	FR	TFL
9/28	L*	at GB	1-1	0-0	0-0	0	0	0	0
11/22	W	at SD	1-1	0-0	0-0	0	0	0	0
Totals	7-3		2-2	0-0	0-0	0	0	0	0

DID NOT RECORD ANY DEFENSIVE STATS WEEKS 1-2, 4-10, 12-17.

## 2016 ARIZONA CARDINALS

Date	W/L	Opp.	Tkls-5	Sk-YL	INT-Yds	PD	FF	FR	TFL
9/11	L	NE	0-0	0-0	0-0	0	0	0	0
9/18	W	TB	7-5	0-0	2-83	3	0	0	0
9/25	L	at Buf	7-6	0-0	0-0	1	0	0	0
10/2	L	LA	3-3	0-0	0-0	0	0	0	0
10/6	W	at SF	3-3	0-0	1-12	1	0	0	0
10/17	W	NYJ	1-1	0-0	0-0	1	0	0	0
10/23	T	Sea	8-8	0-0	0-0	0	0	0	0
10/30	L	at Car	6-5	0-0	0-0	0	0	0	0
11/13	W	SF	6-5	0-0	0-0	0	0	0	0
11/20	L	at Min	2-2	0-0	0-0	1	0	0	0
11/27	L	at Atl	9-9	0-0	0-0	0	0	0	0
12/4	W	Was	6-5	0-0	0-0	0	0	0	0
12/11	L	at Mia	1-1	0-0	1-0	1	0	0	0
12/18	L	NO	7-7	0-0	0-0	1	0	0	0
1/1	W	at LA	3-3	0-0	0-0	2	0	0	0
Totals	6-8-1		69-63	0-0	4-95	11	0	0	0

\*Denotes Game Started

**80** VICTOR CRUZ**Ht:** 6-0**Wt:** 204**Age:** 31**College:** Massachusetts**Bears Season:** 1**NFL Season:** 7**Acquired:** Waived FA in 2017 (NYG)**WIDE RECEIVER**

**PRO CAREER:** Owns 303 receptions for 4,549 yards (15.0 avg) and 25 touchdowns in 70 games (53 starts) over six NFL seasons with the New York Giants (2010-16) ... missed the 2015 season in New York due to a calf injury ... left the Giants ranked 10th all-time in receptions and receiving yards ... caught a 2-yard touchdown in Super Bowl XLVI on the way to a 21-17 victory over the Patriots.

**HONORS AND AWARDS:** **2011:** PFWA Most Improved Player **2012:** Pro Bowl

**CAREER TRANSACTIONS:** Signed with the New York Giants as an undrafted free agent (4/25/10) ... re-signed free agent deal through 2013 with the New York Giants (6/14/13) ... re-signed five-year extension through 2018 with the New York Giants ... released by the New York Giants (2/13/17) ... signed by the Chicago Bears (5/18/17). **SIGNED THROUGH 2017.**

**2016 SEASON:** Appeared in 15 games with 12 starts, hauling in 39 passes for 586 yards (15.0 avg) and 1 touchdown.

**GAMES PLAYED-STARTED:** 15-12

**PREVIOUS SEASONS:** **2015:** Missed season due to knee injury. **2014:** Limited to 6 games before going on Injured Reserve ... caught 23 passes for 337 yards (14.7 avg) and 1 touchdown. **2013:** Hauled in 73 passes for 998 yards (13.7 avg) and 4 touchdowns in 14 games (12 starts) ... led team in receptions and yards. **2012:** Caught a career-high 86 passes for 1,092 yards (12.7 avg) and 10 touchdowns while starting all 16 games for the New York Giants ... led team in receptions, yards and touchdowns and finished tied for 3rd in the league in receiving touchdowns ... selected to first Pro Bowl. **2011:** Caught 82 passes for a career-high and franchise record 1,536 yards (18.7 avg) and 6 touchdowns in 16 games with 7 starts for the New York Giants ... ranked 3rd in the league in receiving yards ... recorded seven 100-yard games, breaking the former franchise record of 5, set by Del Shofner in 1963 ... caught 4 touchdowns of more than 70 yards, making him the first player to do that since Otis Taylor of the then AFL Kansas City Chiefs in 1966 ... caught a 2-yard touchdown in Super Bowl XLVI on the way to a 21-17 victory over the New England Patriots. **2010:** Appeared in 3 games as a rookie.

**COLLEGE:** Played in 31 games with 22 starts at UMass ... finished with 131 receptions for 1,958 yards (15.0 avg.) and 11 touchdowns ... had 6 career 100-yard games ... two-time first team All-Colonial Athletic Association selection ... as a senior in 2009, played in 11 games with 10 starts and caught 59 passes for 868 yards and 5 scores ... as a junior in 2008, compiled 71 catches for 1,064 yards and 6 touchdowns ... had career-best totals of 13 receptions for a school-record 262 yards, including a career-long 69-yarder, at James Madison on Sept. 13, 2008.

**PERSONAL:** Played wide receiver and defensive back at Paterson Catholic High School in Paterson, N.J. ... helped the team go 11-0 in 2003, when he had 42 catches for 731 yards and totaled 19 touchdowns, including 15 receiving, 1 rushing, 1 on a punt return, 1 on a kickoff return and 1 on an interception return ... first team All-North Jersey, first team All-Passaic County, first-team All-B.P.S.L., first team Parochial All-State and second team Associated Press All-State selection ... played in the North-South All-Star Football Classic at Rutgers Stadium.



## VICTOR CRUZ'S NFL STATISTICS

## REGULAR SEASON

Year	Team	GP-GS	Rec	Yds	Avg	Lg	TD	Rush	Yds	Avg	Lg	TD	STT
2010	N.Y. Giants	3-0	0	0	0.0	-	0	0	0	-	-	0	0
2011	N.Y. Giants	16-7	82	1,536	18.7	99t	9	1	3	3.0	3	0	0
2012	N.Y. Giants	16-16	86	1,092	12.7	80t	10	0	0	-	-	0	0
2013	N.Y. Giants	14-12	73	998	13.7	70t	4	0	0	-	-	0	0
2014	N.Y. Giants	6-6	23	337	14.7	61	1	0	0	-	-	0	0
2016	N.Y. Giants	15-12	39	586	15.0	48	1	0	0	-	-	0	0
<b>NFL totals</b>		<b>70-53</b>	<b>303</b>	<b>4,549</b>	<b>15.0</b>	<b>99t</b>	<b>25</b>	<b>1</b>	<b>3</b>	<b>3.0</b>	<b>-</b>	<b>0</b>	<b>0</b>

**ADDITIONAL STATS:** Punt Returns: 2011- 3 for 12 yards (4.0 avg)

## SEASON / CAREER / PLAYOFF HIGHS

	2016	Career	Playoff
<b>Receptions</b> .....	8, at PHI (12/22)	11, vs. TB (9/16/12)	10, at SF (1/22/12)
<b>Receiving Yards</b> .....	91, vs. NO (9/18)	179, vs. TB (9/16/12)	142, at SF (1/22/12)
<b>Longest Reception</b> .....	48, vs. CHI (11/20)	99t, at NYJ (12/24/11)	36, at SF (1/22/12)
<b>Receiving TDs</b> .....	1, at DAL (9/11)	3, twice	1, at NE (2/5/12)

## VICTOR CRUZ'S GAME-BY-GAME STATISTICS

## 2010: DID NOT RECORD ANY OFFENSIVE STATS

## 2011 NEW YORK GIANTS

Date	W/L	Opp.	Rec	Yds	Avg	Long	TD
9/11	L	at Was	0	0	0	0	0
9/19	W	StL	2	17	8.5	10	0
9/25	W	at Phi	3	110	36.7	74	2
10/2	W	at Ari	6	98	16.3	26	0
10/9	L	Sea	8	161	20.1	68	1
10/16	W	Buf	2	12	6.0	6	0
10/30	W	Mia	7	99	14.1	26	1
11/6	W*	at NE	6	91	15.2	23	0
11/13	L	at SF	6	84	14.0	36	0
11/20	L	Phi	6	128	21.3	47	1
11/28	L*	at NO	9	157	17.4	72	2
12/4	L*	GB	7	119	17.0	42	0
12/11	W*	at Dal	6	74	12.3	23	0
12/18	L*	Was	5	44	8.8	15	0
12/24	W*	at NYJ	3	164	54.7	99	1
1/1	W*	Dal	6	178	29.7	74	1
Totals	9-7		82	1,536	18.7	99	9

## 2012 NEW YORK GIANTS

Date	W/L	Opp.	Rec	Yds	Avg	Long	TD
9/5	L*	Dal	6	58	9.7	26	0
9/16	W*	TB	11	179	16.3	80	1
9/20	W*	at Car	6	42	7.0	12	0
9/30	L*	at Phi	9	109	12.1	30	1
10/7	W*	Cle	5	50	10.0	28	3
10/14	W*	at SF	6	58	9.7	16	1
10/21	W*	Was	7	131	18.7	77	1
10/28	W*	at Dal	2	23	11.5	17	0
11/4	L*	Pit	5	67	13.4	26	0
11/11	L*	at Cin	3	26	8.7	10	0
11/25	W*	GB	3	36	12.0	17	1
12/3	L*	at Was	5	104	20.8	49	0
12/9	W*	NO	8	121	15.1	35	1
12/16	L*	at Atl	3	15	5.0	7	0
12/23	L*	at Bal	3	21	7.0	11	0
12/30	W*	Phi	4	52	13.0	24	1
Totals	9-7		86	1,092	12.7	80	10

## 2013 NEW YORK GIANTS

Date	W/L	Opp.	Rec	Yds	Avg	Long	TD
9/8	L*	at Dal	5	118	23.6	70	3
9/15	L*	Den	8	118	14.8	51	0
9/22	L*	at Car	3	25	8.3	11	0
9/29	L*	at KC	10	164	16.4	69	1
10/6	L	Phi	5	48	9.6	14	0
10/10	L*	at Chi	4	68	17.0	23	0
10/21	W*	Min	5	50	10.0	13	0
10/27	W	at Phi	7	86	12.3	26	0
11/10	W*	Oak	3	37	12.3	15	0
11/17	W*	GB	8	110	13.8	30	0
11/24	L*	Dal	2	27	13.5	22	0
12/1	W*	at Was	6	80	13.3	22	0
12/8	L*	at SD	5	42	8.4	14	0
12/15	L*	Sea	2	25	12.5	16	0
Totals	5-4		73	998	13.7	70	4

## 2014 NEW YORK GIANTS

Date	W/L	Opp.	Rec	Yds	Avg	Long	TD
9/8	L*	at Det	2	24	12.0	20	0
9/14	L*	Ari	5	60	12.0	27	0
9/21	W*	Hou	5	107	21.4	61	1
9/25	W*	at Was	6	108	18.0	36	0
10/5	W*	Atl	3	22	7.3	12	0
10/12	L*	at Phi	2	16	8.0	13	0
Totals	3-3		23	337	14.7	61	1

## 2016 NEW YORK GIANTS

Date	W/L	Opp.	Rec	Yds	Avg	Long	TD
9/11	W*	at Dal	4	34	8.5	23	1
9/18	W*	NO	4	91	22.8	40	0
9/25	L*	Was	3	70	23.3	37	0
10/3	L*	at Min	5	50	10.0	14	0
10/9	L*	at GB	0	0	-	-	0
10/16	W*	Bal	3	31	10.3	17	0
10/23	W*	at LA	5	55	11.0	25	0
11/6	W	Phi	1	46	46.0	46	0
11/20	W*	Chi	1	48	48.0	48	0
11/27	W*	at Cle	1	37	37.0	37	0
12/4	L*	at Pit	0	0	0	0	0
12/11	W*	Dal	1	4	4.0	4	0
12/18	W	Det	1	29	29.0	29	0
12/22	L	at Phi	8	84	10.5	29	0
1/1	W*	at Was	2	7	3.5	6	0
Totals	10-5		39	586	15.0	48	1

**26****BENNY CUNNINGHAM****Ht:** 5-10**Wt:** 217**Age:** 27**College:** Middle Tennessee State**Bears Season:** 1**NFL Season:** 5**Acquired:** Unrestricted free agent in 2017 (LAR)**RUNNING BACK**

**PRO CAREER:** Appeared in 57 games with 3 starts over 4 seasons with the Rams, carrying the ball 171 times for 748 yards (4.4 avg) and 4 touchdowns and grabbing 93 receptions for 752 yards (8.1 avg) and 1 touchdown ... adds 95 kick returns for 2,575 yards (27.1 avg) ... also adds 10 special teams tackles ... led the Rams in all kick returning categories and finished 8th in the NFL in returns, 7th in kick return yards and 3rd in kick return average ... rushed for a career-high 109 yards against the Bears in 2013.

**CAREER TRANSACTIONS:** Signed with the St. Louis Rams as an undrafted free agent (5/9/13)... re-signed as a free agent with the Los Angeles Rams (4/8/16) ... signed as an unrestricted free agent with the Chicago Bears (3/21/17). **SIGNED** **through 2017.**

**2016 SEASON:** Appeared in 11 games (Games 1-4, 6-7 & 8-12) , rushing for 101 yards on 21 attempts (4.8 avg) and caught 16 passes for 91 yards (5.7 avg) ... added 22 kick returns for 599 yards (27.2 avg) ... finished 3rd in the league in kick return average ... also added 3 special teams tackles. **GAMES PLAYED-STARTED: 11-0**

**PREVIOUS SEASONS: 2015:** Appeared in all 16 contests with 1 start (Game 1), rushing for 140 yards on 37 attempts (3.8 avg) and caught 26 passes for 250 yards (9.6 avg) ... added a 25 kick returns for 714 yards (28.6 avg) with a career-long return of 102 yards (at TB 12/15) ... also added 3 special teams tackles. **2014:** Appeared in all 16 contests with 2 starts (Game 1), rushing for 246 yards on 66 attempts (3.7 avg) and 3 touchdowns and caught 45 passes for 352 yards (7.8 avg) and 1 touchdown ... added a 35 kick returns for 963 yards (27.5 avg) ... also added 2 special teams tackles. **2013:** Appeared in 14 games as a rookie, tallying 261 rushing yards on 47 attempts (5.6 avg) and 1 touchdown while also catching 6 passes for 59 yards ... also returned 13 kickoffs for 299 yards (23.0 avg) ... added 2 special teams tackles.

**COLLEGE:** Second team All-Sun Belt Conference as a senior ... twice named SBC Offensive Player of the Week as a senior ... named to the Doak Walker Award Watch List ... honorable mention All-SBC Freshman Team by the league's beat writers ... played in just five games as a senior and rushed for 600 yards and 11 touchdowns ... was leading SBC in rushing and scoring when he suffered a season-ending injury in the sixth game of the season ... appeared in 37 games with the Blue Raiders.

**PERSONAL:** Played football at Goodpsature Christian in Madison, Tenn. ... named TSWA All-State and the Region Player of the Year as a high school senior after setting school records in singleseason rushing yards (1,744), career touchdowns (60), touchdowns in a game (five), touchdowns in a season (29) ... participated in numerous community events, including the United Way Kickoff for Charity Luncheon and Motion for Kids Holiday Party ... he also supports the Christian Community Services program in Nashville, Tenn. ... CCSI provides the resources, tools and encouragement to move from government dependency to self-sufficiency through its financial literacy programs: Mentoring Toward Independence, monthly Basic Financial Training workshops and monthly THDA Home Buyer Education workshops.



## BENNY CUNNINGHAM'S NFL STATISTICS


## REGULAR SEASON

Year	Team	GP-GS	Rush	Yds	Avg	Lg	TD	Rec	Yds	Avg	Lg	TD	STT
2013	St. Louis	14-0	47	261	5.6	56	1	6	59	9.8	18	0	2
2014	St. Louis	16-2	66	246	3.7	20	3	45	352	7.8	19	1	2
2015	St. Louis	16-1	37	140	3.8	40	0	26	250	9.6	42	0	3
2016	LA Rams	11-0	21	101	4.8	24	0	16	91	5.7	12	0	3
<b>NFL totals</b>		<b>57-3</b>	<b>171</b>	<b>748</b>	<b>4.4</b>	<b>56</b>	<b>4</b>	<b>93</b>	<b>752</b>	<b>8.1</b>	<b>42</b>	<b>1</b>	<b>10</b>

Year	Team	KR	Yds	Avg	LG	TD	PR	FC	Yds	Avg	Lg	TD
2013	St. Louis	13	299	23.0	32	0	0	0	0	-	-	0
2014	St. Louis	35	963	27.5	75	0	0	0	0	-	-	0
2015	St. Louis	25	714	28.6	102	0	0	0	0	-	-	0
2016	LA Rams	22	599	27.2	61	0	0	0	0	-	-	0
<b>NFL totals</b>		<b>95</b>	<b>2,575</b>	<b>27.1</b>	<b>102</b>	<b>0</b>	<b>0</b>	<b>0</b>	<b>0</b>	<b>-</b>	<b>-</b>	<b>0</b>

## SEASON / CAREER / PLAYOFF HIGHS

	2016	Career	Playoff
Rushes	6, at NYJ (11/13)	16, vs. SEA (9/13/15)	None
Rushing Yards	40, at NYJ (11/13)	109, vs. CHI (11/24/13)	None
Longest Run	24, at NYJ (11/13)	56, at IND (11/10/13)	None
Rushing TDs	None	1, 4 times	None
Receptions	5, vs. CAR (11/6)	7, at SEA (12/28/14)	None
Receiving Yards	32, vs. CAR (11/6)	77, vs. SEA (9/13/15)	None
Longest Reception	12, at NO (11/27)	42, vs. SEA (9/13/15)	None
Receiving TDs	None	1, vs. SEA (10/19/14)	None



# 21 QUINTIN DEMPS

Ht: 5-11

Age: 32

Bears Season: 1

Acquired: Unrestricted free agent in 2017 (HOU)

Wt: 210

College: UTEP

NFL Season: 10

## DEFENSIVE BACK

**PRO CAREER:** Owns 263 tackles, 18 interceptions, 44 pass breakups, 1.5 sacks, 6 TFLs, 4 forced fumbles and 3 fumble recoveries in 107 career contests with 41 starts with the Philadelphia Eagles (2008-09), Houston Texans (2010-12, and '15-16), Kansas City Chiefs (2013) and New York Giants (2014) ... also has 37 STTs ... appeared in 10 postseason contests (4 starts) ... owns 17 tackles and 1 FTL in the postseason ... 15 INTs since 2013 are 3rd most in NFL among safeties.

**CAREER TRANSACTIONS:** Selected by the Philadelphia Eagles in the 4th round (117th overall) in the 2008 NFL Draft ... waived by the Eagles (9/4/10) ... signed with the Houston Texans (12/7/10) ... released by the Texans (9/3/11) ... signed by the Houston Texans (10/25/11) ... re-signed by the Houston Texans (4/5/12) ... signed with the Kansas City Chiefs (5/22/13) ... signed by New York Giants (3/16/14) ... signed by the Houston Texans (8/19/15) ... signed by the Houston Texans (4/7/16) ... signed by the Chicago Bears (3/9/17). **SIGNED through 2019.**

**2016 SEASON:** Started 13 games, recording 55 tackles, 6 interceptions, 9 pass breakups, 1 forced fumble and 1 FTL for the Houston Texans ... 6 INTs led all safeties last season, second most overall and the second most in Houston's single-season history ... set Texans record with INT in four consecutive games (Weeks 14-17) ... set career-highs in interceptions and pass breakups. **GAMES PLAYED-STARTED: 13-13**



**PREVIOUS SEASONS: 2015:** Appeared in 14 games with 13 starts for the Texans, recording 61 tackles, 0.5 sacks, 1 interception, 6 pass breakups, 1 forced fumble and 1 TFL. **2014:** Appeared in 16 games with 9 starts for the New York Giants, recording 54 tackles, 4 interceptions, 7 pass breakups, 1 forced fumble and 1 TFL ... added 3 STT. **2013:** Played in all 16 games with 6 starts for the Kansas City Chiefs, recording 32 tackles, 4 interceptions and 9 pass breakups ... added 3 STT. **2012:** Played in 12 games for the Texans, recording 27 tackles, 5 pass breakups, 2 TFLs and 1 fumble recovery ... added 9 STT. **2011:** Played in 9 games for the Houston Texans, tallying 22 tackles, 2 interceptions, and 4 pass breakups. **2010:** Appeared in 2 games for the Texans. **2009:** Played in 9 games for the Philadelphia Eagles, recording 7 tackles, 1 interception and 3 pass breakups... Added 7 STTs. **2008:** Played in all 16 games for the Philadelphia Eagles as a rookie, tallying 5 tackles, 1 sack, 1 pass breakup, 1 forced fumble and 1 fumble recovery ... added 13 STTs.

**COLLEGE:** Totaled 17 interceptions (second most in school history) for 404 return yards (school record) ... returned three of those interceptions for touchdowns (tied for school record) ... set NCAA record by returning two kickoff returns for 100 yards as a senior ... selected as third team All-American during senior season.

**PERSONAL:** Attended Theodore Roosevelt High School in San Antonio, Texas ... earned unanimous all-district 26 5A, All-Greater San Antonio and honorable mention all-state honors as a senior.

## QUINTIN DEMPS' NFL STATISTICS

### REGULAR SEASON

Year	Team	GP	GS	Tackles				Interceptions				Fumbles			Misc.			
				Tot	S	A	Sk	Yds	No	Yds	Lg	TD	PD	FF	FR	Yds	TFL	STT
2008	Philadelphia	16	0	5	5	0	1.0	9.0	0	0	-	0	1	1	0	0	1.0	13
2009	Philadelphia	9	0	7	7	0	0.0	0.0	1	12	12	0	3	0	0	0	0.0	7
2010	Houston	2	0	0	0	0	0.0	0.0	0	0	-	0	0	0	0	0	0.0	1
2011	Houston	9	0	22	18	4	0.0	0.0	2	47	42	0	4	0	0	0	0.0	1
2012	Houston	12	0	27	21	6	0.0	0.0	0	0	-	0	5	0	1	0	2.0	9
2013	Kansas City	16	6	32	22	10	0.0	0.0	4	61	35	0	9	0	0	0	0.0	3
2014	NY Giants	16	9	54	38	16	0.0	0.0	4	19	10	0	7	1	0	0	1.0	3
2015	Houston	14	13	61	35	26	0.5	6.5	1	0	-	0	6	1	2	33	1.0	0
2016	Houston	13	13	56	38	17	0.0	0.0	6	54	19	0	9	1	0	0	1.0	0
<b>NFL totals</b>		<b>107</b>	<b>41</b>	<b>263</b>	<b>184</b>	<b>79</b>	<b>1.5</b>	<b>15.5</b>	<b>18</b>	<b>193</b>	<b>42</b>	<b>0</b>	<b>44</b>	<b>4</b>	<b>3</b>	<b>33</b>	<b>6.0</b>	<b>37</b>

**ADDITIONAL STATS:** Kick returns- 110 for 2,931 yards

### POSTSEASON

Year	Team	GP	GS	Tackles				Interceptions				Fumbles			Misc.				
				Tot	S	A	Sk	Yds	No	Yds	Lg	TD	PD	FF	FR	Yds	TFL	STT	
2008	Philadelphia	3	1	7	4	3	0.0	0.0	0	0	-	0	0	0	0	0	0	0	2
2011	Houston	2	1	3	3	0	0.0	0.0	0	0	-	0	0	0	0	0	1	0	
2012	Houston	2	0	0	0	0	0.0	0.0	0	0	-	0	0	0	0	0	0	2	
2013	Kansas City	1	0	0	0	0	0.0	0.0	0	0	-	0	0	0	0	0	0	1	
2015	Houston	1	1	5	3	2	0.0	0.0	0	0	-	0	0	0	0	-	0	0	
2016	Houston	1	1	2	2	0	0.0	0.0	0	0	-	0	0	0	0	-	0	0	
<b>Postseason</b>		<b>10</b>	<b>4</b>	<b>17</b>	<b>12</b>	<b>5</b>	<b>0.0</b>	<b>0.0</b>	<b>0</b>	<b>0</b>	<b>-</b>	<b>0</b>	<b>0</b>	<b>0</b>	<b>0</b>	<b>0</b>	<b>1</b>	<b>5</b>	

### SEASON / CAREER / PLAYOFF HIGHS

	2016	Career	Playoff
<b>Tackles</b> .....	7, at GB (12/4)	10, at PHI (10/12/14)	5, twice
<b>Solos</b> .....	7, at GB (12/4)	9, at PHI (10/12/14)	3, twice
<b>Pass Defenses</b> .....	2, twice	2, six times	None
<b>Interceptions</b> .....	1, six times	1, 18 times	None





## QUINTIN DEMPS' GAME-BY-GAME DEFENSIVE STATS

## 2008 PHILADELPHIA EAGLES

Date	W/L	Opp.	Tkls-S	Sk-YLINT-Yds	PD	FF	FR	TFL	
9/7	W	StL	0-0	0-0	0	0	0	0	
9/15	L	at Dal	0-0	0-0	0	0	0	0	
9/21	W	Pit	0-0	0-0	0	0	0	0	
9/28	L	at Chi	0-0	0-0	0	0	0	0	
10/5	L	Was	0-0	0-0	0	0	0	0	
10/12	W	at SF	0-0	0-0	0	0	0	0	
10/26	W	Atl	0-0	0-0	0	0	0	0	
11/2	W	at Sea	0-0	0-0	0	0	0	0	
11/9	L	NYG	0-0	0-0	0	0	0	0	
11/16	T	at Cin	0-0	0-0	0	0	0	0	
11/23	L	at Bal	0-0	0-0	0	0	0	0	
11/27	W	Ari	1-1	0-0	0	0	0	0	
12/7	W	at NYG	0-0	0-0	0	0	0	0	
12/15	W	Cle	1-1	1-9	0	0	0	1	
12/21	L	at Was	1-1	0-0	0	0	0	0	
12/28	W	Dal	2-2	0-0	0	1	0	0	
Totals 9-6-1			5-5	1-9	0-0	1	1	0	1

## 2009 PHILADELPHIA EAGLES

Date	W/L	Opp.	Tkls-S	Sk-YLINT-Yds	PD	FF	FR	TFL	
9/13	W	at Car	0-0	0-0	0	0	0	0	
10/18	L	at Oak	0-0	0-0	0	0	0	0	
10/26	W	at Was	1-1	0-0	0	0	0	0	
11/1	W	NYG	2-2	0-0	1-12	1	0	0	
11/8	L	Dal	0-0	0-0	0	0	0	0	
11/29	W	Was	2-2	0-0	0-0	1	0	0	
12/6	W	at Atl	1-1	0-0	0	1	0	0	
12/13	W	at NYG	0-0	0-0	0	0	0	0	
12/20	W	SF	1-1	0-0	0	0	0	0	
Totals 7-2			7-7	0-0	1-12	3	0	0	0

2010 HOUSTON TEXANS: Appeared in two games but did not record any defensive stats.

## 2011 HOUSTON TEXANS

Date	W/L	Opp.	Tkls-S	Sk-YLINT-Yds	PD	FF	FR	TFL	
10/30	W	Jac	1-0	0-0	0-0	1	0	0	0
11/6	W	Cle	2-2	0-0	1-42	1	0	0	0
11/13	W	at TB	4-3	0-0	1-5	1	0	0	0
11/27	W	at Jac	3-2	0-0	0-0	0	0	0	0
12/4	W	Atl	4-4	0-0	0-0	0	0	0	0
12/11	W	at Cin	0-0	0-0	0-0	0	0	0	0
12/18	L	Car	1-1	0-0	0-0	1	0	0	0
12/22	L	at Ind	1-0	0-0	0-0	0	0	0	0
1/1	L	Ten	6-6	0-0	0-0	0	0	0	0
Totals 6-3			22-18	0-0	2-47	4	0	0	0

## 2012 HOUSTON TEXANS

Date	W/L	Opp.	Tkls-S	Sk-YLINT-Yds	PD	FF	FR	TFL	
9/9	W	Mia	2-1	0-0	0-0	0	0	0	0
9/16	W	at Jac	2-2	0-0	0-0	0	0	0	1
9/23	W	at Den	7-6	0-0	0-0	1	0	0	1
9/30	W	Ten	2-2	0-0	0-0	0	0	0	0
11/4	W	Buf	4-4	0-0	0-0	1	0	1	0
11/11	W	at Chi	1-1	0-0	0-0	0	0	0	0
11/18	W	Jac	0-0	0-0	0-0	1	0	0	0
11/22	W	at Det	2-1	0-0	0-0	0	0	0	0
12/2	W	at Ten	2-2	0-0	0-0	1	0	0	0
12/10	L	at NE	3-0	0-0	0-0	0	0	0	0
12/16	W	Ind	0-0	0-0	0-0	1	0	0	0
12/30	L	at Ind	2-2	0-0	0-0	0	0	0	0
Totals 10-2			27-21	0-0	0-0	5	0	1	2

## 2013 HOUSTON TEXANS

Date	W/L	Opp.	Tkls-S	Sk-YLINT-Yds	PD	FF	FR	TFL	
9/8	W	at Jax	2-2	0-0	0-0	2	0	0	0
9/15	W	Dal	2-1	0-0	0-0	0	0	0	0
9/19	W	at Phi	1-1	0-0	0-0	1	0	0	0
9/29	W*	NYG	0-0	0-0	1-17	2	0	0	0
10/6	W	at Ten	3-2	0-0	1-35	1	0	0	0
10/13	W	Oak	2-2	0-0	1-9	1	0	0	0
10/20	W	Hou	2-1	0-0	0-0	0	0	0	0
10/27	W*	Cle	0-0	0-0	0-0	0	0	0	0
11/3	W	at Buf	1-0	0-0	0-0	0	0	0	0
11/17	L*	at Den	4-3	0-0	0-0	0	0	0	0
11/24	L	SD	7-6	0-0	0-0	1	0	0	0
12/1	L*	Den	2-2	0-0	1-0	1	0	0	0
12/8	W	at Was	2-0	0-0	0-0	0	0	0	0
12/15	W	at Oak	1-0	0-0	0-0	0	0	0	0
12/22	L*	Ind	0-0	0-0	0-0	0	0	0	0
12/29	L*	at SD	3-2	0-0	0-0	0	0	0	0
Totals 11-5			32-22	0-0	4-61	9	0	0	0

## 2014 NEW YORK GIANTS

Date	W/L	Opp.	Tkls-S	Sk-YLINT-Yds	PD	FF	FR	TFL	
9/8	L	at Det	0-0	0-0	0-0	0	0	0	0
9/14	L	Ari	0-0	0-0	0-0	0	0	0	0
9/21	W	Hou	0-0	0-0	0-0	0	0	0	0
9/25	W*	at Was	7-2	0-0	1-3	2	0	0	0
10/5	W*	Atl	4-3	0-0	1-6	1	0	0	0
10/12	L*	at Phi	10-9	0-0	0-0	0	0	0	1
10/19	L*	at Dal	6-5	0-0	0-0	0	0	0	0
11/3	L*	Ind	3-2	0-0	0-0	1	0	0	0
11/9	L*	at Sea	5-4	0-0	1-0	1	1	0	0
11/16	L*	SF	4-3	0-0	0-0	0	0	0	0
11/23	L*	Dal	3-0	0-0	0-0	0	0	0	0
11/30	L*	at Jax	0-0	0-0	0-0	0	0	0	0
12/7	W	at Ten	3-3	0-0	1-10	1	0	0	0
12/14	W	Was	5-3	0-0	0-0	1	0	0	0
12/21	L	at StL	1-1	0-0	0-0	0	0	0	0
12/28	L	Phi	3-3	0-0	0-0	0	0	0	0
Totals 6-10			54-38	0-0	4-19	7	1	0	1


## 2015 HOUSTON TEXANS

Date	W/L	Opp.	Tkls-S	Sk-YLINT-Yds	PD	FF	FR	TFL	
9/13	L*	KC	5-4	0-0	0-0	0	0	0	0
9/20	L*	at Car	8-2	0.5-6.5	0-0	0	0	0	0
9/27	W*	TB	4-4	0-0	1-0	1	0	0	0
10/4	L*	at Atl	2-1	0-0	0-0	0	0	0	0
10/25	L	at Mia	0-0	0-0	0-0	0	0	0	0
11/1	W*	Ten	3-1	0-0	0-0	1	0	0	0
11/16	W*	at Cin	6-2	0-0	0-0	0	1	1	0
11/22	W*	NYJ	6-4	0-0	0-0	2	0	0	1
11/29	W*	NO	5-3	0-0	0-0	1	0	0	0
12/6	L*	at Buf	3-2	0-0	0-0	0	0	0	0
12/13	L*	NE	6-3	0-0	0-0	0	0	0	0
12/20	W*	at Ind	5-2	0-0	0-0	0	0	0	0
12/27	W*	at Ten	4-4	0-0	0-0	0	0	0	0
1/3	W*	Jax	4-3	0-0	0-0	1	0	0	0
Totals 8-6			61-35	0.5-6.5	1-0	6	1	1	1

## 2016 HOUSTON TEXANS

Date	W/L	Opp.	Tkls-S	Sk-YLINT-Yds	PD	FF	FR	TFL	
9/11	W*	Chi	4-3	0-0	0-0	0	0	0	0
9/18	W*	KC	5-3	0-0	0-0	0	1	0	0
9/22	L*	at NE	4-2	0-0	0-0	0	0	0	0
10/2	W*	Ten	6-5	0-0	1-6	1	0	0	0
10/9	L*	at Min	2-0	0-0	0-0	0	0	0	0
11/13	W*	at Jax	4-4	0-0	0-0	1	0	0	0
11/21	L*	at Oak	3-3	0-0	0-0	0	0	0	0
11/27	L*	SD	5-2	0-0	1-2	1	0	0	0
12/4	L*	at GB	7-7	0-0	0-0	0	0	0	1
12/11	W*	at Ind	2-1	0-0	1-15	2	0	0	0
12/18	W*	Jax	5-4	0-0	1-12	2	0	0	0
12/24	W*	Cin	7-3	0-0	1-0	1	0	0	0
1/1	L*	at Ten	1-1	0-0	1-19	1	0	0	0
Totals 7-6			55-38	0-0	6-54	9	1	0	1

\*Denotes Game Started



# 94 LEONARD FLOYD

**Ht:** 6-4**Wt:** 240**Age:** 25**College:** Georgia**Bears Season:** 2**NFL Season:** 2**Acquired:** 1st round of the 2016 draft (9th overall)

## LINEBACKER

**PRO CAREER:** Begins second professional season, starting 12 games for the Bears (2016) ... totaled 51 tackles, 7 sacks, 4 pass breakups, 1 forced fumble, 1 recovered fumble and 3 TFLs ... recorded the team's only safety of the year on a sack of Blaine Gabbert vs. SF (12/4) ... ranked third in NFL in sacks among rookies ... 7 sacks ranks third in all-time among Bears rookies (Mark Anderson, Brian Urlacher) ... posted 3 multi-sack games as a rookie which is most by a Bears rookie since 2006.

**HONORS AND AWARDS:** 2016 - All-Rookie Team (PFWA, Gil Brandt, Fox Sports).

**CAREER TRANSACTIONS:** Drafted in the 1st round (9th overall) of the 2016 draft. **SIGNED THROUGH 2019.**

**2016 SEASON:** Started in 12 games (Games 1-4, 7-10 & 12-16) producing 51 tackles, 7 sacks, 4 pass breakups, 1 forced fumble, 1 recovered fumble and 3 TFLs as a rookie ... recorded a sack-fumble on Aaron Rodgers and then recovered the ball in the endzone for a touchdown at Green Bay ... scored one of only two defensive touchdowns for the Bears in the season ... recorded a season-high 8 tackles in his NFL debut at Houston (9/11) ... recorded the team's only safety of the year on a sack of Blaine Gabbert vs. SF (12/4) ... ranked 3rd in NFL in sacks among rookies ... posted 3 multi-sack games as a rookie which is most by a Bears rookie since 2006 ... he and teammate Cre'Von LeBlanc became the first pair of rookies to score a defensive TD in same season since at least 1960. **GAMES PLAYED-STARTED: 12-12**

**COLLEGE:** Started 32-of-38 career games for Georgia, posting 184 tackles, 17 sacks, 28.5 TFLs, 5 forced fumbles, 2 fumble recoveries and 4 pass breakups ... following his junior year, named second-team all-SEC and was *Sports Illustrated* honorable mention All-America ... won Charley Trippi Most Versatile Award and was a Butkus Award finalist ... appeared in 13 games, with 13 starts as a junior ... placed second on the team with 74 tackles and tied for the team lead in TFLs with 10.5 ... also notched 3 pass breakups and 1 fumble recovery ... named second-team all-SEC by Phil Steele and the Coaches' and was *Sports Illustrated* honorable mention All-America ... won Charley Trippi Most Versatile Award and was a Butkus Award finalist ... named a team captain for four games (ULM, Vanderbilt, Alabama and Florida) ... recipient of the Milton "Red" Leathers Football Scholarship ... named AP honorable mention all-SEC after playing in 12 games with 11 starts, notching 55 tackles, 8.5 TFLs and a team-high 6 sacks as a sophomore ... added 3 forced fumbles and 1 fumble recovery ... voted team's defensive MVP ... named a captain vs. Arkansas ... recipient of the Hugh Hendrix Memorial Award for defense at the conclusion of spring practice, given annually to the player who most strains his potential ... started 8-of-13 contests as a freshman ... named to the Phil Steele Freshman All-America first-team ... finished with 55 tackles, 9.5 TFLs and a team-high 6.5 sacks ... added 2 forced fumbles and 1 pass breakup ... recipient of the Milton "Red" Leathers Football Scholarship.

**PERSONAL:** Attended Hargrave Military Academy following high school ... named a Rivals.com four-star prospect... 247sports.com four-star prospect, No. 4 overall prep school prospect nationally, No. 4 ranked player in the state of Virginia ... helped lead Hargrave to a 7-3 record in 2012 ... participated in football and track and field at Dodge County (Eastman, Ga.) High School ... SuperPrep All-Dixie Team ... named a Scout.com four-star prospect, No. 18 DE nationally, No. 142 overall prospect nationally, No. 11 player in the state ... Atlanta Journal-Constitution Class AA All-State Team ... Georgia Sports Writers Association Class AA All-State first team ... as a junior recorded 81 tackles, including 14 for a loss and 6 sacks, as well as 549 receiving yards and 3 touchdowns at tight end.



## LEONARD FLOYD'S NFL STATISTICS

## REGULAR SEASON

Year	Team	GP	GS	Tackles					Interceptions					Fumbles			Misc.	
				Tot	S	A	Sk	Yds	No	Yds	Lg	TD	PD	FF	FR	Yds	TFL	STT
2016	Chicago	12	12	51	33	18	7.0	49.5	0	0	-	0	4	1	1	0	3	0

## SEASON / CAREER / PLAYOFF HIGHS

	2016	Career	Playoff
Tackles	8, at HOU (9/11)	Same	None
Solos	5, twice	Same	None
Tackles For Loss	1, three times	Same	None
Sacks	2, twice	Same	None

## LEONARD FLOYD'S GAME-BY-GAME STATISTICS

## 2016 CHICAGO BEARS

Date	W/L	Opp.	Tkls-S	Sk-VL	INT	Yds	PD	FF	FR	TFL
9/11	L	at HOU	8-5	0.5-4.5	0-0	0	0	0	0	1
9/19	L	PHI	3-3	0-0	0-0	0	0	0	0	0
9/25	L	at DAL	6-5	0-0	0-0	0	0	0	0	0
10/2	W	DET	0-0	0-0	0-0	0	0	0	0	0
10/9	L	at IND			INACTIVE					
10/16	L	JAX			INACTIVE					
10/20	L	at GB	4-2	2-23	0-0	0	1	1	0	0
10/31	W	MIN	5-2	1-5	0-0	0	0	0	0	0
11/13	L	at TB	5-4	1.5-9	0-0	2	0	0	0	0
11/20	L	at NYG	6-2	0-0	0-0	0	0	0	0	1
11/27	L	TEN			INACTIVE					
12/4	W	SF	7-4	2-8	0-0	0	0	0	0	0
12/11	L	at DET	4-4	0-0	0-0	1	0	0	1	0
12/18	L	GB	1-1	0-0	0-0	0	0	0	0	0
12/24	L	WAS	1-1	0-0	0-0	0	0	0	0	0
11/1	L	at MIN			INACTIVE					
<b>Totals</b>	<b>3-9</b>		<b>51-33</b>	<b>7-49.5</b>	<b>0-0</b>	<b>3</b>	<b>1</b>	<b>1</b>	<b>1</b>	<b>3</b>



50

JERRELL  
FREEMAN

Ht: 6-0

Wt: 236

Age: 31

College: Mary Hardin-Baylor

Bears Season: 2

NFL Season: 6

Acquired: Unrestricted free agent in 2016 (IND)

LINEBACKER

**PRO CAREER:** Enters his sixth professional season, starting all 69 career games he's appeared in with the Indianapolis Colts (2012-15) and Chicago Bears (2016) ... owns 605 career tackles, 12 sacks, 28 TFLs, 4 interceptions (2 returned for touchdowns), 22 pass breakups, 8 forced fumbles and 3 fumble recoveries ... notched 100 tackles in 4-of-5 professional seasons (2012-13 & '15-16) ... became the first undrafted NFL player to return an interception for a touchdown in his NFL debut since 1987 ... had 6 forced fumbles in 2013, tied for third most in the NFL and set a Colts franchise record ... 145 tackles in 2012 ranked fourth in the NFL and second among rookies ... started 5-of-6 career postseason games, recording 54 tackles, 1.5 sacks and 1 pass breakup, TFL, forced fumble and fumble recovery ... started his professional career in the CFL, recording 144 tackles, 13 sacks, 3 interceptions, 4 fumble recoveries and 1 defensive touchdown over three seasons with the Saskatchewan Roughriders (2009-11) ... three-time CFL Defensive Player of the Week and 2011 CFL All-Star ... participated in two CFL Grey Cup games with the Roughriders.

**HONORS AND AWARDS:** 2013: AFC Defensive Player of the Week at KC (12/22); USA Today All-Joe Team.

**CAREER TRANSACTIONS:** Signed with the Indianapolis Colts as an undrafted free agent (1/19/12) ... re-signed with the Colts (4/27/15) ... signed 3-year contract with the Chicago Bears (3/12/16). **SIGNED THROUGH 2018.**



**2016 SEASON:** Started all 12 games he appeared in tallying 127 tackles, 5 pass breakups and 7 TFLs ... led the team in tackles and recorded the game-high in tackles on 10 different occasions ... ranked 4th on the team in pass breakups (1st among linebackers) ... set a career-high with 17 tackles in the season opener at HOU (9/11) ... recorded his 4th 100+ tackle season of his NFL career. **GAMES PLAYED- STARTED: 12-12**

**PREVIOUS SEASONS: 2015:** Put together his third 100+ tackle season since 2012, collecting 112 tackles over 13 games (13 starts) in his final season as a Colt ... also recorded 3 sacks, 1 interception (returned for a touchdown), 2 pass breakups, 4 TFLs and 1 fumble recovery ... 112 tackles ranked 2nd on the team while his 3 sacks ranked tied for 3rd. **2014:** Collected 95 tackles, 1.5 sacks, 6 pass breakups, 4 TFLs and 1 forced fumble while starting 12-of-12 games for Indianapolis ... 95 tackles ranked 2nd on the team ... also started all 3 of the Colts postseason contests, recording a team-high 32 tackles, 1.5 sacks and 1 forced fumble and fumble recovery. **2013:** In his second professional season with the Colts, tallied a team-high 126 tackles while starting all 16 games ... notched career-highs in sacks (5.5), interceptions (2), forced fumbles (6) and fumble recoveries (2) ... also recorded 6 pass breakups and TFLs ... started 1-of-2 postseason contests, posting 18 tackles, 1 pass breakup and 1 TFL. **2012:** Started 16-of-16 contests, notching a team and career-high 145 tackles as an undrafted rookie with the Colts ... also collected a career-high 7 TFLs, 2 sacks, 1 interception, 3 pass breakups and 1 forced fumble ... started the Colts lone playoff game, producing 4 tackles. **2011 (CFL):** In his final season with Saskatchewan, totaled 105 tackles, 6 sacks, 1 interception and 1 fumble recovery in 17 games ... added 3 STTs. **2010 (CFL):** In 17 games, recorded 24 tackles, 7 sacks, 3 interceptions and 1 fumble recovery in his second season with the Roughriders ... added 13 STTs. **2009 (CFL):** In his first season in Saskatchewan, appeared in all 17 games, collecting 15 tackles, 2 fumble recoveries and 25 STTs.

**COLLEGE:** Appeared in 51 contests for Mary Hardin-Baylor (2004-07), recording 311 tackles, 34.5 TFLs, 15 sacks, 6 interceptions and 4 defensive touchdowns ... finished his career as the school's all-time leader in tackles (311) and became the first player in school history to record over 300 career tackles ... also posted the second-highest single-season tackle total in school history ... named D3football.com Defensive Player of the Year as a senior ... three-time first team All-America Southwest Conference selection and two-time American Football Coaches Association and D3football.com All-American ... voted South Region Defensive Player of the Year in 2006 and 2007 and was also a two-time All-Region selection... Played for the Cru's 2004 National Runner-Up team and the 2007 National Semifinalist team ... finished his senior season with 112 tackles, 18.5 TFLs, 6 sacks, 3 forced fumbles, 7 pass breakups and 1 blocked punt that he returned for a touchdown.

**PERSONAL:** Attended University High School in Waco, Texas.

### JERRELL FREEMAN'S CAREER STATISTICS

#### REGULAR SEASON

Year	Team	GP	GS	Tackles				Interceptions					Fumbles			Misc.		
				Tot	S	A	Sk	Yds	No	Yds	Lg	TD	PD	FF	FR	Yds	TFL	STT
2012	Indianapolis	16	16	145	90	55	2.0	17.0	1	4	4t	1	3	1	0	0	7.0	0
2013	Indianapolis	16	16	126	83	43	5.5	22.5	2	13	13	0	6	6	2	24	6.0	0
2014	Indianapolis	12	12	95	58	37	1.5	8.5	0	0	-	0	6	1	0	0	4.0	0
2015	Indianapolis	13	13	112	66	46	3.0	33.0	1	23	23t	1	2	0	1	0	4.0	0
2016	Chicago	12	12	127	96	31	0.0	0.0	0	0	0	0	5	0	0	0	7.0	0
<b>NFL totals</b>		<b>69</b>	<b>69</b>	<b>605</b>	<b>393</b>	<b>212</b>	<b>12.0</b>	<b>81.0</b>	<b>4</b>	<b>40</b>	<b>23t</b>	<b>2</b>	<b>22</b>	<b>8</b>	<b>3</b>	<b>24</b>	<b>28.0</b>	<b>0</b>

#### POSTSEASON

Year	Team	GP	GS	Tackles				Interceptions					Fumbles			Misc.		
				Tot	S	A	Sk	Yds	No	Yds	Lg	TD	PD	FF	FR	Yds	TFL	STT
2012	Indianapolis	1	1	4	3	1	0.0	0.0	0	0	-	0	0	0	0	0	0	0
2013	Indianapolis	2	1	18	10	8	0.0	0.0	0	0	-	0	1	0	0	0	1	0
2014	Indianapolis	3	3	32	16	16	1.5	5.5	0	0	-	0	0	1	1	0	0	0
<b>NFL totals</b>		<b>6</b>	<b>5</b>	<b>54</b>	<b>29</b>	<b>25</b>	<b>1.5</b>	<b>5.5</b>	<b>0</b>	<b>0</b>	<b>-</b>	<b>0</b>	<b>1</b>	<b>1</b>	<b>1</b>	<b>0</b>	<b>1</b>	<b>0</b>

#### SEASON / CAREER / PLAYOFF HIGHS

	2016	Career	Playoff
<b>Tackles</b> .....	17, at HOU (9/11)	Same	15, vs. CIN (1/4/15)
<b>Solos</b> .....	11, at GB (10/20)	11, twice	7, vs. CIN (1/4/15)
<b>Tackles For Loss</b> .....	3, vs. PHI (9/19)	3, twice	1, vs. KC (1/4/14)
<b>Sacks</b> .....	2, vs. TEN (1/3)	2, twice	1.5 vs. CIN (1/4/15)



## JERRELL FREEMAN'S GAME-BY-GAME STATISTICS

## 2012 INDIANAPOLIS COLTS

Date	W/L	Opp.	Tkls-5	Sk-YL	INT-Yds	PD	FF	FR	TFL
9/9*	L	at CHI	5-5	0	1-4	1	0	0	1
9/16*	W	MIN	13-6	1	0-0	0	1	0	1
9/23*	L	JAX	9-7	0	0-0	0	0	0	0
10/7*	W	GB	8-4	0	0-0	0	0	0	0
10/14*	L	at NYJ	14-7	0	0-0	0	0	0	1
10/21*	W	CLE	6-3	0	0-0	1	0	0	0
10/28*	W	at TEN	14-11	0	0-0	0	0	0	0
11/4*	W	MIA	2-1	0	0-0	0	0	0	1
11/8*	W	at JAX	2-2	0	0-0	0	0	0	0
11/18*	L	at NE	12-5	0	0-0	0	0	0	0
11/25*	W	BUF	16-9	1	0-0	0	0	0	3
12/2*	W	at DET	6-4	0	0-0	1	0	0	0
12/9*	W	TEN	8-3	0	0-0	0	0	0	0
12/16*	L	at HOU	10-8	0	0-0	0	0	0	0
12/23*	W	at KC	10-8	0	0-0	0	0	0	0
12/30*	W	HOU	10-7	0	0-0	0	0	0	0
<b>Totals</b>	<b>11-5</b>		<b>145-90</b>	<b>2</b>	<b>1-4</b>	<b>3</b>	<b>1</b>	<b>0</b>	<b>7</b>

## 2013 INDIANAPOLIS COLTS

Date	W/L	Opp.	Tkls-5	Sk-YL	INT-Yds	PD	FF	FR	TFL
9/8*	W	OAK	10-5	0-0	0-0	0	0	0	0
9/15*	L	MIA	8-6	2-7	0-0	0	1	0	2
9/22*	W	at SF	8-7	1-3	0-0	0	1	0	1
9/29*	W	at JAX	4-4	0-0	0-0	0	0	0	0
10/6*	W	SEA	13-7	0-0	0-0	0	0	0	1
10/14*	L	at SD	8-6	0-0	0-0	0	0	0	0
10/20*	W	DEN	9-5	0.5-3.5	0-0	1	0	0	0
11/3*	W	at HOU	5-4	0-0	0-0	0	0	0	0
11/10*	L	STL	10-6	0-0	0-0	0	0	0	0
11/14*	W	at TEN	5-5	0-0	0-0	0	0	0	0
11/24*	L	at ARI	8-6	0-0	0-0	0	0	0	1
12/1*	W	TEN	9-5	0-0	1-13	1	0	1	0
12/8*	L	at CIN	9-4	0-0	0-0	0	0	0	0
12/15*	W	HOU	7-4	0-0	0-0	0	2	0	0
12/22*	W	at KC	5-4	1-3	1-0	2	1	1	0
12/29*	W	JAX	8-5	1-6	0-0	2	1	0	1
<b>Totals</b>	<b>11-5</b>		<b>126-83</b>	<b>5.5-22.5</b>	<b>2-13</b>	<b>6</b>	<b>6</b>	<b>2</b>	<b>6</b>

## 2014 INDIANAPOLIS COLTS

Date	W/L	Opp.	Tkls-5	Sk-YL	INT-Yds	PD	FF	FR	TFL
9/7*	L	at DEN	7-4	0-0	0-0	0	1	0	0
9/15	L	PHI			INACTIVE				
9/21	W	at JAX			INACTIVE				
9/28	W	TEN			INACTIVE				
10/5*	W	BAL	7-5	0-0	0-0	0	0	0	1
10/9*	W	at HOU	7-4	0-0	0-0	1	0	0	0
10/19*	W	CIN	7-4	0-0	0-0	1	0	0	1
10/26*	L	at PIT	9-5	0-0	0-0	1	0	0	0
11/3*	W	at NYG	7-3	0-0	0-0	0	0	0	1
11/16*	L	NE	9-4	0-0	0-0	0	0	0	0
11/23*	W	JAX	9-5	0.5-3.5	0-0	0	0	0	0
11/30*	W	WAS	10-6	1-5	0-0	1	0	0	1
12/7*	W	at CLE	9-7	0-0	0-0	1	0	0	0
12/14*	W	HOU	9-6	0-0	0-0	1	0	0	0
12/21*	L	at DAL	5-5	0-0	0-0	0	0	0	0
12/28	W	at TEN			INACTIVE				
<b>Totals</b>	<b>8-4</b>		<b>95-58</b>	<b>1.5-8.5</b>	<b>0-0</b>	<b>6</b>	<b>1</b>	<b>0</b>	<b>4</b>

## 2015 INDIANAPOLIS COLTS

Date	W/L	Opp.	Tkls-5	Sk-YL	INT-Yds	PD	FF	FR	TFL
9/13*	L	at BUF	6-4	0-0	0-0	0	0	0	0
9/21*	L	NYJ	≤10-3	0-0	0-0	0	0	0	0
9/27*	W	at TEN	10-7	1-8	0-0	0	0	0	1
10/4*	W	JAX	1-1	0-0	0-0	0	0	0	0
10/8	W	at HOU			INACTIVE				
10/18*	L	NE	9-6	0-0	0-0	0	0	0	0
10/25*	L	NO	12-5	0-0	0-0	0	0	0	0
11/2*	L	at CAR	12-5	0-0	0-0	0	0	0	0
11/8*	W	DEN	5-4	0-0	0-0	0	0	0	0
11/22*	W	at ATL	9-7	0-0	0-0	1	0	1	0
11/29*	W	TB	8-6	0-0	0-0	0	0	0	0
12/5	L	at PIT			INACTIVE				
12/13	L	at JAX			INACTIVE				
12/20*	L	HOU	12-5	0-0	0-0	0	0	0	0
12/27*	W	at MIA	10-7	0-0	0-0	0	0	0	1
1/3*	W	TEN	8-6	2-25	1-23	1	0	0	2
<b>Totals</b>	<b>7-6</b>		<b>112-66</b>	<b>3-33</b>	<b>1-23</b>	<b>2</b>	<b>0</b>	<b>1</b>	<b>4</b>

## 2016 CHICAGO BEARS

Date	W/L	Opp.	Tkls-5	Sk-YL	INT-Yds	PD	FF	FR	TFL
9/11*	L	at HOU	17-10	0-0	0-0	0	0	0	1
9/19*	L	PHI	9-6	0-0	0-0	1	0	0	3
9/25*	L	at DAL	14-9	0-0	0-0	1	0	0	0
10/2*	W	DET	12-9	0-0	0-0	0	0	0	0
10/9*	L	at IND	7-5	0-0	0-0	0	0	0	0
10/16*	L	JAX	6-5	0-0	0-0	0	1	0	0
10/20*	L	at GB	13-11	0-0	0-0	0	0	0	0
10/31*	W	MIN	7-6	0-0	0-0	0	0	0	0
11/13*	L	at TB	10-8	0-0	0-0	1	0	0	2
11/20*	L	at NYG	12-9	0-0	0-0	1	0	0	0
11/27	L	TEN			SUSPENDED				
12/4	W	SF			SUSPENDED				
12/11	L	at DET			SUSPENDED				
12/18	L	GB			SUSPENDED				
12/24*	L	WAS	9-8	0-0	0-0	0	0	0	1
1/1*	L	at MIN	11-10	0-0	0-0	1	0	0	0
<b>Totals</b>	<b>2-10</b>		<b>127-96</b>	<b>0-0</b>	<b>0-0</b>	<b>5</b>	<b>1</b>	<b>0</b>	<b>7</b>

\*Denotes Game Started



# 23 KYLE FULLER

**Ht:** 5-11**Wt:** 190**Age:** 25**College:** Virginia Tech**Bears Season:** 4**NFL Season:** 4**Acquired:** 1st round of the 2014 draft (14th overall)

## DEFENSIVE BACK

**PRO CAREER:** Started 30-of-32 games for the Bears (2014-15), producing 129 tackles, 3 TFLs, 6 interceptions, 24 pass breakups and 3 forced fumbles ... led the Bears in interceptions in 2015 (2) after tying for the team lead in 2014 (4) ... in his first two NFL seasons, has 6 interceptions and 3 forced fumbles, one-of-four players in the NFL to do so since start of the 2014 season along with Mike Adams (Colts), Josh Norman (Carolina) and Earl Thomas (Seattle) ... in 2014 ranked 1st in interceptions and tied for 1st in forced fumbles among rookies ... was the 6th Bears player all-time to lead NFL rookies in interceptions and first since Charles Tillman tied for 1st in 2003 ... one-of-two players in the NFL in 2014 with 4 interceptions and 3 forced fumbles, along with Detroit's James Ihedigbo ... became first Bears rookie since Chris Harris in 2005 to record 2 interceptions in a game, with both coming in the 4th quarter at San Francisco, leading to two Chicago touchdowns, including the game winning score ... named to PFWA All-Rookie team following the 2014 season.

**HONORS & AWARDS:** **2014:** NFL All-Rookie Team (PFWA, Gil Brandt), NFL Defensive Rookie of the Month (September), NFC Defensive Player of the Week (Week 2 at SF), NFL Rookie of the Week (Week 3 at NY), Brian Piccolo Award.

**CAREER TRANSACTIONS:** Selected in the first round (14th overall) by Chicago in the 2014 NFL Draft ... signed 4-year contract with the Bears with a fifth-year option (5/14/14). **SIGNED THROUGH 2018.**

**2016 SEASON:** Spent 2016 season on Injured Reserve.

**PREVIOUS SEASONS:** **2015:** Started all 16 games at CB, manufacturing 56 tackles, 2 interceptions (led team) and 15 pass breakups (2nd on team) ... added 1 STT. **2014:** Led all NFL rookies with 4 interceptions (sixth player in franchise history to accomplish the feat) and tied for league lead among rookies with 3 forced fumbles ... appeared in all 16 contests for Chicago making 14 starts (Games 3-16), recording 73 tackles, 9 PBU's and 3 TFLs ... also gathered 2 tackles on special teams ... one-of-two NFL players, along with Detroit's James Ihedigbo, to record at least 4 interceptions and 3 forced fumbles.

**COLLEGE:** Finished his career at Virginia Tech (2010-13) starting 41-of-50 games, accumulating 6 INTs, 34 PBU's, 173 tackles - including 23.5 TFLs and 4.5 sacks - 4 FFs and 1 FR ... added 1 blocked kick and 3 PRs for 41 yards (13.7 avg) and 1 TD on special teams ... named permanent captain as a junior and senior earning second-team All-America honors by Walter Camp Foundation as a senior, first-team all-ACC selection by the coaches and a third-team all-ACC selection by ACSMA ... an honorable mention All-ACC and Coaches' all-ACC selection as a junior ... named second-team all-ACC selection at corner as a sophomore.

**PERSONAL:** Played for Coach Chip Armstrong at Mount St. Joseph High (Baltimore, Md.) ... played in the Maryland Crab Bowl, an all-star game, despite missing most of his senior season with a finger injury ... recorded 1 INT his senior year and 4 INTs as a junior, returning 2 of those for TDs ... also had a punt return TD and kick return score ... brother of former NFL safety Vincent Fuller (2005-11) and current Detroit Lions WR Corey Fuller ... his youngest brother, Kendall, plays corner for Virginia Tech ... participated in the NFL's 2nd Annual Personal Finance Camp during the 2016 offseason.



## KYLE FULLER'S CAREER STATISTICS

### REGULAR SEASON

Year	Team	GP	GS	Tackles					Interceptions					Fumbles			Misc.	
				Tot	S	A	Sk	Yds	No	Yds	Lg	TD	PD	FF	FR	Yds	TFL	STT
2014	Chicago	16	14	73	54	19	0.0	0.0	4	81	31	0	9	3	0	0	3.0	2
2015	Chicago	16	16	56	45	11	0.0	0.0	2	24	15	0	15	0	0	0.0	1	
2016	Chicago	0	0	0	0	0	0	0	0	0	0	0	0	0	0	0	0	
<b>NFL totals</b>		<b>32</b>	<b>30</b>	<b>129</b>	<b>99</b>	<b>30</b>	<b>0.0</b>	<b>0.0</b>	<b>6</b>	<b>105</b>	<b>31</b>	<b>0</b>	<b>24</b>	<b>3</b>	<b>0</b>	<b>3.0</b>	<b>3</b>	

### SEASON / CAREER / PLAYOFF HIGHS

	2016	Career	Playoff
<b>Tackles</b> .....	None	8, at DET (11/27/14)	None
<b>Solos</b> .....	None	7, three times	None
<b>Tackles For Loss</b> .....	None	1, three times	None
<b>Interceptions</b> .....	None	2, at SF (9/14/14)	None

### KYLE FULLER'S GAME-BY-GAME DEFENSIVE STATS

#### 2014 CHICAGO BEARS

Date	W/L	Opp.	Tkls-S	Sk-YL	INT-Yds	PD	FF	FR	TFL
9/7	L	BUF	5-4	0-0	0-0	0	0	0	1
9/14	W	at SF	7-6	0-0	2-38	0	0	0	0
9/22*	W	at NYJ	6-4	0-0	1-12	1	2	0	0
9/28*	L	GB	2-2	0-0	0-0	0	0	0	0
10/5*	L	at CAR	2-2	0-0	0-0	3	0	0	0
10/12*	W	at ATL	4-4	0-0	0-0	1	1	0	0
10/19*	L	MIA	7-4	0-0	0-0	0	0	0	1
10/26*	L	at NE	5-3	0-0	0-0	0	0	0	0
11/9*	L	at GB	5-2	0-0	0-0	1	0	0	0
11/16*	W	MIN	3-1	0-0	0-0	0	0	0	0
11/23*	W	TB	7-5	0-0	0-0	1	0	0	0
11/27*	L	at DET	8-7	0-0	0-0	0	0	0	0
12/4*	L	DAL	4-4	0-0	0-0	0	0	0	0
12/15*	L	NO	3-3	0-0	0-0	0	0	0	0
12/21*	L	DET	4-3	0-0	0-0	2	0	0	1
12/28*	L	at MIN	1-0	0-0	1-31	0	0	0	0
<b>Totals</b>	<b>4-10</b>		<b>73-54</b>	<b>0-0</b>	<b>4-81</b>	<b>9</b>	<b>3</b>	<b>0</b>	<b>3</b>

#### 2015 CHICAGO BEARS

Date	W/L	Opp.	Tkls-S	Sk-YL	INT-Yds	PD	FF	FR	TFL
9/13*	L	GB	2-1	0-0	0-0	0	0	0	0
9/20*	L	ARI	1-1	0-0	0-0	1	0	0	0
9/27*	L	at SEA	3-2	0-0	0-0	1	0	0	0
10/4*	W	OAK	4-3	0-0	0-0	1	0	0	0
10/11*	W	at KC	2-2	0-0	0-0	0	0	0	0
10/18*	L	at DET	7-7	0-0	0-0	1	0	0	0
11/1*	L	MIN	2-2	0-0	0-0	1	3	0	0
11/9*	W	at SD	5-5	0-0	0-0	0	0	0	0
11/15*	W	at STL	3-3	0-0	0-0	2	0	0	0
11/22*	L	DEN	7-4	0-0	0-0	1	0	0	0
11/26*	W	at GB	0-0	0-0	0-0	0	0	0	0
12/6*	L	SF	4-4	0-0	0-0	1	0	0	0
12/13*	L	WAS	2-1	0-0	1-9	1	0	0	0
12/20*	L	at MIN	3-2	0-0	0-0	0	0	0	0
12/27*	W	at TB	6-4	0-0	0-0	2	0	0	0
1/3*	L	DET	5-4	0-0	0-0	1	0	0	0
<b>Totals</b>	<b>6-10</b>		<b>56-45</b>	<b>0-0</b>	<b>2-24</b>	<b>15</b>	<b>0</b>	<b>0</b>	<b>0</b>

\*Denotes Game Started

**8 MIKE GLENNON****Ht:** 6-6**Wt:** 225**Age:** 28**College:** North Carolina State**Bears Season:** 1**NFL Season:** 5**Acquired:** Unrestricted FA in 2017 (TB)**QUARTERBACK**

**PRO CAREER:** Completed 374-of-630 passes (59.4 percent) for 4,100 yards in 21 games with 18 starts in 4 seasons with the Tampa Bay Buccaneers (2013-16) ... owns 30 passing touchdowns, 15 interceptions and 86 rushing yards on 37 attempts ... set a career-high in passing touchdowns in 2013 with 19 ... started his first regular season game vs. ARI (9/29/13) ... has 4 games with a 100-plus passer rating, with 3 of those coming in 2013 (138.4 at DET 11/24; 137.5 vs. ATL 11/17; 123.1 at SEA 11/3).

**HONORS & AWARDS:** 2013: PFWA All-Rookie Team ... his selection marked the first time since 2007 that the PFWA's All-Rookie quarterback was not a player taken in the first round.

**CAREER TRANSACTIONS:** Drafted by the Tampa Bay Buccaneers in the 3rd round (73rd overall) ... signed with the Chicago Bears (3/17). **SIGNED THROUGH 2019.**

**2016 SEASON:** Completed 10-of-11 attempts for 75 yards and 1 touchdown in 2 games for the Tampa Bay Buccaneers.

**GAMES PLAYED-STARTED:** 2-0

**PREVIOUS SEASONS:** 2015: Did not appear in a game. 2014: Completed 117-of-203 pass attempts for 1,417 yards with 10 touchdowns, 6 interceptions and a 83.3 passer rating in 6 games (5 starts) with Tampa Bay ... added 49 yards rushing on 10 attempts. 2013: Threw for 2,608 yards and 19 touchdowns while completing 247-of-416 pass attempts (59.4 percent) in his first season in Tampa Bay ... added 9 interceptions and 27 rush attempts for 37 yards ... set franchise rookie record for passing yards and touchdowns ... set career-highs in passing yards, pass attempts, completions, touchdown passes and rush attempts.

**COLLEGE:** In four seasons at N.C. State (2008-12), Glennon played in 36 games with 26 starts ... finished his career with 7,411 passing yards and 63 touchdowns while completing 646-of-1,069 passes ... finished his senior season with the second-most passes attempted (564) in ACC history, third-most completions (330), fourth-most passing yards (4,031) and tied for the fifth-most passing touchdowns (31) ... joins former Wolfpack quarterback Philip Rivers as the only passers in school history to throw for 4,000+ yards in a single season ... one of only three quarterbacks in N.C. State history to complete 300+ passes in a single season (Rivers, Russell Wilson).

**PERSONAL:** Attended Westfield High School (Centreville, Va.).





## MIKE GLENNON'S NFL STATISTICS

## REGULAR SEASON

Year	Team	GP-GS	Att	Cmp	Pct	Yds	Yds/Att	TD	Int	Lg	Sk-Yds	Rating
2013	Tampa Bay	13-13	416	247	59.4	2,608	6.3	19	9	85t	40-314	83.9
2014	Tampa Bay	6-5	203	117	57.6	1,417	7.0	10	6	41	16-91	83.3
2015	Tampa Bay	0-0	0	0	--	0	--	0	0	--	0-0	--
2016	Tampa Bay	2-0	11	10	90.9	75	6.8	1	0	13	0-0	125.4
<b>NFL totals</b>		<b>21-18</b>	<b>630</b>	<b>374</b>	<b>59.4</b>	<b>4,100</b>	<b>6.5</b>	<b>30</b>	<b>15</b>	<b>85t</b>	<b>56-405</b>	<b>84.6</b>

Record as Starter: 5-13 (.384) - 2013 (4-9), 2014 (1-4).

ADDITIONAL STATS: Fumbles-Lost -- (9-4): 2013 (7-4), 2014 (2-0).

Year	Team	Rush	Yds	Avg	Lg	TD
2013	Tampa Bay	27	37	1.4	16	0
2014	Tampa Bay	10	49	4.9	19	0
2016	Tampa Bay	0	0	-	-	0
<b>NFL totals</b>		<b>37</b>	<b>86</b>	<b>2.3</b>	<b>19</b>	<b>0</b>

## SEASON / CAREER / PLAYOFF HIGHS

	2016	Career	Playoff
Attempts	11, vs. ATL (11/3)	51, vs. CAR (10/24/13)	None
Completions	10, vs. ATL (11/3)	30, vs. CAR (10/24/13)	None
Passing Yards	75, vs. ATL (11/3)	314, vs. BAL (10/12/14)	None
TD Passes	1, vs. ATL (11/3)	2, 12 times	None
Interceptions	None	2, three times	None
Longest Completion	13, vs. ATL (11/3)	85t, at DET (11/24/13)	None

## MIKE GLENNON'S GAME-BY-GAME STATISTICS

## 2013 TAMPA BAY BUCCANEERS

Date	W/L	Opp.	Att	Cmp	Yds	Pct.	TD	INT	Lg	Sk/Lst	Rtg
DID NOT PLAY WEEKS 1-3											
9/29	L	Ari	43	24	193	55.8	1	2	20	2/20	55.7
10/13	L	Phi	43	26	273	60.5	2	1	36	2/16	84.7
10/20	L	at Atl	44	26	256	59.1	2	0	59	3/30	90.7
10/24	L	Car	51	30	275	58.8	1	0	29	3/26	80.1
11/3	L	at Sea	23	17	168	73.9	2	0	27	3/25	123.1
11/11	W	Mia	21	11	139	52.4	1	1	30	2/15	69.3
11/17	W	Atl	23	20	231	87.0	2	0	53	2/7	137.5
11/24	W	at Det	21	14	247	66.7	2	0	85	4/40	138.4
12/1	L	at Car	21	14	180	66.7	0	1	60	5/40	73.5
12/8	W	Buf	25	9	90	36.0	2	2	38	1/9	40.4
12/15	L	SF	34	18	179	52.9	2	1	26	4/35	75.5
12/22	L	at StL	26	16	158	61.5	0	0	30	7/47	78.7
12/29	L	at NO	41	22	219	53.7	2	1	48	2/4	75.2
Totals	4-9		416	247	2,608	59.4	19	9	85	40/314	83.9

## 2014 TAMPA BAY BUCCANEERS

Date	W/L	Opp.	Att	Cmp	Yds	Pct.	TD	INT	Lg	Sk/Lst	Rtg
9/18	L	at Atl	24	17	121	70.8	1	0	14	2/18	96.0
9/28	W	at Pit	42	21	302	50.0	2	1	41	1/15	79.7
10/5	L	at NO	32	19	249	59.4	2	1	34	1/1	91.8
10/12	L	Bal	44	24	314	54.5	2	1	33	5/37	83.0
10/26	L	Min	28	19	171	67.9	1	1	40	5/12	81.1
11/2	L	at Cle	33	17	260	51.5	2	2	34	2/8	72.8
Totals	1-5		203	117	1,417	57.6	10	6	41	16/91	83.3

## 2016 TAMPA BAY BUCCANEERS

Date	W/L	Opp.	Att	Cmp	Yds	Pct.	TD	INT	Lg	Sk/Lst	Rtg
11/3	L	Atl	11	10	75	90.9	1	0	13	0/0	125.4
11/13	W	CHI	-	-	-	-	-	-	-	-	-
Totals	1-1		11	10	75	90.9	1	0	13	0/0	125.4



# 91 EDDIE GOLDMAN

**Ht:** 6-4                      **Wt:** 320  
**Age:** 23                      **College:** Florida State  
**Bears Season:** 3           **NFL Season:** 3  
**Acquired:** 2nd round of the 2015 draft (39th overall)

## DEFENSIVE LINE

**PRO CAREER:** Starts third professional season, appearing in 21 contests with 17 starts for the Chicago Bears (2015-16) ... tallied 63 tackles, 7 sacks, 9 TFLs and 1 pass breakup ... named to Mel Kiper and the PFWA's All-Rookie teams after tallying 39 tackles, 4.5 sacks and 6 TFLs ... ranked 4th amongst NFL rookies in sacks with 4.5.

**HONORS AND AWARDS:** 2015: All-Rookie (PFWA & Mel Kiper).

**CAREER TRANSACTIONS:** Selected by the Chicago Bears in the 2nd round (39th overall) of the 2015 NFL Draft ... signed with the Bears (5/26/15). **SIGNED THROUGH 2018.**

**2016 SEASON:** Limited because of injury to 6 games with 5 starts, recording 24 tackles, 2.5 sacks, 3 TFLs and 1 pass breakup ... posted a career high 6 tackles in the season-opener at HOU (9/11) ... 3 TFLs tied for 3rd on the team. **GAMES PLAYED- STARTED: 6-5**

**PREVIOUS SEASONS: 2015:** Notched 39 tackles, 4.5 sacks and 6 TFLs en route to being named to Mel Kiper's and the PFWA's All-Rookie Teams ... started 12-of-15 games for the Bears ... his 4.5 sacks ranked 4th amongst NFL rookies ... 6 TFLs ranked 4th on the Bears ... was placed on IR on 12/30 with an ankle injury.

**COLLEGE:** Two-year starter, captured all-ACC and All-America honors as a junior in 2014 and finished his career with 62 tackles, 12 TFLs, 6 sacks, 1 pass breakup, 1 forced fumble and 1 fumble recovery over 37 games (27 starts) ... starter on FSU's 2013 BCS National Championship team.

**PERSONAL:** Consensus five-star defensive tackle Under Armour All-American ... USA Today 2011 All-USA Second Team All-American ... ESPNHS Second Team All-American ... 2012 Parade All-American and SI.com's 2011 High School First Team All-American ... racked up 38 tackles, 23 tackles for loss, 15 sacks and 5 forced fumbles while helping Friendship Collegiate (Washington D.C.) to a 9-1 record as a senior ... tallied 40 tackles, 6 sacks, 1 interception and 1 fumble recovery as a junior.

## EDDIE GOLDMAN'S NFL STATISTICS

### REGULAR SEASON

Year	Team	GP	GS	Tackles				Interceptions				Fumbles			Misc.				
				Tot	S	A	Sk	Yds	No	Yds	Lg	TD	PD	FF	FR	Yds	TFL	STT	
2015	Chicago	15	12	39	23	16	4.5	40.5	0	0	-	0	0	0	0	0	0	6.0	0
2016	Chicago	6	5	24	18	6	2.5	16.0	0	0	-	0	1	0	0	0	0	3.0	0
<b>NFL totals</b>		<b>21</b>	<b>17</b>	<b>63</b>	<b>41</b>	<b>22</b>	<b>7.0</b>	<b>56.5</b>	<b>0</b>	<b>0</b>	<b>-</b>	<b>0</b>	<b>1</b>	<b>0</b>	<b>0</b>	<b>0</b>	<b>0</b>	<b>9.0</b>	<b>0</b>

### SEASON / CAREER / PLAYOFF HIGHS

	2016	Career	Playoff
<b>Tackles</b> .....	6, at HOU (9/11)	Same	None
<b>Solos</b> .....	6, at HOU (9/11)	Same	None
<b>Tackles For Loss</b> .....	1, three times	2, vs. SF (12/6/15)	None
<b>Sacks</b> .....	1, twice	2, vs. SF (12/6/15)	None



## EDDIE GOLDMAN'S GAME-BY-GAME DEFENSIVE STATS


## 2015 CHICAGO BEARS

Date	W/L	Opp.	Tkls-S	Sk-YL	INT-Yds	PD	FF	FR	TFL
9/13	L	GB	3-3	0-0	0-0	0	0	0	1
9/20*	L	ARI	3-1	0-0	0-0	0	0	0	0
9/27*	L	at SEA	1-0	0-0	0-0	0	0	0	0
10/4*	W	OAK	5-3	1-15	0-0	0	0	0	1
10/11	W	at KC	2-2	0-0	0-0	0	0	0	0
10/18	L	at DET	5-3	0.5-3.5	0-0	0	0	0	1
11/1*	L	MIN	2-2	0-0	0-0	0	0	0	0
11/9*	W	at SD	0-0	0-0	0-0	0	0	0	0
11/15*	W	at STL	2-0	0-0	0-0	0	0	0	0
11/22*	L	DEN	3-2	1-8	0-0	0	0	0	1
11/26*	W	at GB	4-2	0-0	0-0	0	0	0	0
12/6*	L	SF	3-3	2-14	0-0	0	0	0	2
12/13*	L	WAS	2-1	0-0	0-0	0	0	0	0
12/20*	L	at MIN	3-1	0-0	0-0	0	0	0	0
12/27*	W	at TB	1-0	0-0	0-0	0	0	0	0
1/3		DET							
<b>Totals</b>	<b>5-7</b>		<b>39-23</b>	<b>45-40.5</b>	<b>0-0</b>	<b>0</b>	<b>0</b>	<b>0</b>	<b>6</b>

## 2016 CHICAGO BEARS

Date	W/L	Opp.	Tkls-S	Sk-YL	INT-Yds	PD	FF	FR	TFL
9/11*	L	at HOU	6-6	0.5-4.5	0-0	0	0	0	0
9/19*	L	PHI	2-2	0-0	0-0	1	0	0	0
9/25	L	at DAL			INACTIVE				
10/2	L	DET			INACTIVE				
10/9	L	at IND			INACTIVE				
10/16	L	JAX			INACTIVE				
10/20	L	at GB			INACTIVE				
10/31	W	MIN			INACTIVE				
11/13	L	at TB	5-4	1-6	0-0	0	0	0	0
11/20	L	at NYG			INACTIVE				
11/27*	L	TEN	4-4	0-0	0-0	0	0	0	0
12/4*	W	SF	4-1	1-5	0-0	0	0	0	0
12/11	L	at DET	3-1	0-0	0-0	0	0	0	0
12/18	L	GB			INACTIVE				
12/24	L	WAS			INJURED RESERVE				
1/1	L	at MIN			INJURED RESERVE				
<b>Totals</b>	<b>1-4</b>		<b>24-18</b>	<b>2.5-15.5</b>	<b>0-0</b>	<b>1</b>	<b>0</b>	<b>0</b>	<b>0</b>

\*Denotes Game Started



# 55 HRONISS GRASU

Ht: 6-3

Wt: 303

Age: 26

College: Oregon

Bears Season: 3

NFL Season: 3

Acquired: 3rd round of the 2015 NFL draft (71st overall)

## CENTER

**PRO CAREER:** Starts third campaign with the team, appearing in 8 contests at center for the Bears (2015) ... made NFL Debut in Game 5 at Kansas City ... part of an offense that ranked 3rd in franchise single-season history in completion percentage (63.9) and interception percentage (2.3), 4th in gross passing yards (3,843) and third-down percentage (42.5), 5th in net passing yards (3,660) and 6th in passer rating (89.7) and total net yards (5,514) ... selected by the Bears in the 3rd round (71st overall) of the 2015 NFL Draft.

**CAREER TRANSACTIONS:** Selected by the Chicago Bears in the 3rd round (71st overall) in the 2015 NFL Draft ... signed with the Bears (5/8/15). **SIGNED THROUGH 2018.**

**2016 SEASON:** Spent 2016 season on Injured Reserve.

**PREVIOUS SEASONS: 2015:** Started 8 contests (Game 5-6 & 10-15) at center ... made NFL debut by starting at center in Game 5 at Kansas City ... inactive for Games 1-4 (coach's decision), 7-9 (due to a neck injury) and 16 (due to a knee injury) ... part of a bears offense that ranked 3rd in franchise single-season history in completion percentage (63.9) and interception percentage (2.3), 4th in gross passing yards (3,843) and third down percentage (42.5), 5th in net passing yards (3,660) and 6th in passer rating (89.7) and total net yards (5,514).

**COLLEGE:** Started 52-of-52 career contests while at Oregon ... started 50 consecutive games between 2011-14 ... three-time Pac-12 first-team honoree (2012-14) ... Rimington Trophy finalist (presented annually to college football's top offensive center) in 2013 and 2014 ... the Ducks led the Pac-12 in rushing all four seasons he was there, while ranking third in the country in total offense (547.0 ypg) and fourth in scoring offense (45.4 ppg) in 2014, second nationally in total offense (565.0 ypg) and fourth in scoring (45.5 ppg) in 2013, second in scoring (49.5 ppg) and fifth in total offense (537.4 ypg) in 2012 and third in scoring (46.1 ppg) and fourth in total offense (522.8 ypg) in 2011.

**PERSONAL:** Started on both the offensive and defensive lines at Crespi H.S. (Los Angeles) ... named first team all-area on offense by the Los Angeles Daily News in 2010 ... 2008 All-Serra League selection ... as a senior in 2009, plowed the road



as an offensive lineman for a team that racked up 1,958 rushing yards and 2,436 passing yards, and had 37 tackles and 4 sacks while playing defense ... as a junior in 2008-09, had 27 tackles on defense and blocked for a team that rushed for 1,606 yards and passed for 1,738 more, scoring 27 total offensive touchdowns ... given a three-star rating by Scout.com and selected as the No. 9 center in the country.

## HRONISS GRASU'S NFL STATISTICS

## REGULAR SEASON

GAMES PLAYED-STARTED - 8-8: 2015 CHI (8-8); 2016 CHI (0-0).

HALL



# 32 DEIONDRE' HALL

**Ht:** 6-2

**Age:** 23

**Bears Season:** 2

**Acquired:** 4th round of the 2016 draft (127th overall)

**Wt:** 201

**College:** Northern Iowa

**NFL Season:** 2

## DEFENSIVE BACK

**PRO CAREER:** Begins second NFL season, appearing in 8 games for the Chicago Bears (2016) ... recorded 7 tackles, 1 interception and 1 pass breakup ... added 1 STT ... picked off Matthew Stafford for his first career interception vs. DET (10/2/16).

**CAREER TRANSACTIONS:** Drafted in the 4th round (127th overall) of the 2016 NFL draft.

**2016 SEASON:** Played in 8 games (Games 1-4 & 13-16) ... tallied 7 tackles, 1 interception and 1 pass breakup...Added 1 STT... Picked off Matthew Stafford for his first career interception vs. DET (10/2) ... inactive in Games 5-12. **GAMES PLAYED-STARTED: 8-0**

**COLLEGE:** Played in 51 games over four seasons (2012-15) for UNI, posting 13 interceptions, including 4 interception return touchdowns, 242 tackles, 16 TFLs, 3 forced fumbles, 3 sacks and 15 pass breakups ... added 15 kickoff returns for 313 yards (20.9 avg) and 5 punt returns for 39 yards (7.8 avg) on special teams ... also posted 2 receptions for 45 yards (22.5 avg) on offense ... appeared and started in 14 games in 2015, notching a career-high 6 interceptions, 2 return touchdowns, 3 forced fumbles, 82 tackles, 5.5 TFLs and 4 pass breakups as a senior ... posted 4 kickoff returns for 90 yards (22.5 avg) and 3 kickoff returns for 7 yards on special teams and 1 catch for 25 yards on offense ... played in 14 with 14 starts, finishing the season leading UNI cornerbacks in tackles with 74, and 3.5 TFLs as a junior ... posted 6 PBUs which ranked in the top 10 in the MVFC ... ranked first in the conference in interceptions with 5, including 1 returned for a touchdown ... on special teams, added 1 punt return for 19 yards and 1 kickoff return for 21 yards ... started all 12 games for the Panthers at linebacker and cornerback, finishing with 57 tackles, 3 sacks and 2 interceptions, 1 of which he returned for a score as a sophomore ... also tallied 6.5 TFLs and 3 sacks ... on special teams, recorded 202 yards on 10 kickoff returns (20.2 avg) and 13 yards on 1 punt return ... caught 1 pass for 20 yards on offense ... played in 11 games and started 6 as a true freshman ... finished the season with 29 tackles and 0.5 TFL ... also notched a blocked kick and 1 forced fumble.

**PERSONAL:** Attended Blue Springs H.S. (Blue Springs, Mo.) ... honors include first team all-state and first team all-metro ... also named to the all-Simone team, which is given to the top players in the Kansas City area ... led Blue Springs to a 7-3 record as a senior and was a two-way starter at wide receiver and free safety ... finished the season with 52 tackles, 8 pass breakups and 4 interceptions on defense and caught 35 passes for 710 yards and 9 touchdowns on offense ... finalist for the Otis Taylor Award, given to the best receiver or tight end in the Kansas City area.



## DEIONDRE' HALL'S CAREER STATISTICS

## REGULAR SEASON

Year	Team	GP	GS	Tackles				Interceptions					Fumbles			Misc.		
				Tot	S	A	Sk	Yds	No	Yds	Lg	TD	PD	FF	FR	Yds	TFL	STT
2016	Chicago	8	0	7	6	1	0.0	0.0	1	0	-	0	1	0	0	0	0.0	1

## SEASON / CAREER / PLAYOFF HIGHS

	2016	Career	Playoff
Tackles	3, at HOU (9/11)	Same	None
Solos	3, at HOU (9/11)	Same	None
Interceptions	1, vs. DET (10/2)	Same	None

## 2016 CHICAGO BEARS

Date	W/L	Opp.	Tkls-S	Sk	YLI	INT-Yds	PD	FF	FR	TFL
9/11	L	at HOU	3-3	0-0	0-0	1	0	0	0	0
9/19	L	PHI	0-0	0-0	0-0	0	0	0	0	0
9/25	L	at DAL	0-0	0-0	0-0	0	0	0	0	0
10/2	W	DET	0-0	0-0	1-0	0	0	0	0	0
10/9	L	at IND		INACTIVE						
10/16	L	JAX		INACTIVE						
10/20	L	at GB		INACTIVE						
10/31	W	MIN		INACTIVE						
11/13	L	at TB		INACTIVE						
11/20	L	at NYG		INACTIVE						
11/27	L	TEN		INACTIVE						
12/4	W	SF		INACTIVE						
12/11	L	at DET	2-1	0-0	0-0	0	0	0	0	0
12/18	L	GB	0-0	0-0	0-0	0	0	0	0	0
12/24	L	WAS	1-1	0-0	0-0	0	0	0	0	0
11/1	L	at MIN	1-1	0-0	0-0	0	0	0	0	0
<b>Totals</b>	<b>0-0</b>		<b>7-6</b>	<b>0-0</b>	<b>1-0</b>	<b>1</b>	<b>0</b>	<b>0</b>	<b>0</b>	<b>0</b>



# 96 AKIEM HICKS

Ht: 6-5

Wt: 336

Age: 28

College: Regina

Bears Season: 2

NFL Season: 6

Acquired: Unrestricted free agent in 2016 (NE)

## DEFENSIVE LINE

**PRO CAREER:** Entering his second season with the Bears, starting 49-of-77 contests with 211 tackles, 16.5 sacks, 27 TFLs, 4 pass breakups, 3 forced fumbles and 2 fumble recoveries in five seasons with the Saints (2012-15), Patriots (2015) and Bears (2016) ... his 119 tackles with New Orleans ranked 2nd among the defensive linemen on the Saints from 2012-15 ... led the Saints defensive line in tackles in 2013 (56) and was 2nd in 2014 (41) ... ranked 4th on the Saints in sacks from 2012-15 (6.5) ... was traded to the Patriots after the Saints first three games in 2015 ... 3 sacks with New England in 2015 ranked tied for 3rd along the Patriots defensive front ... 7 sacks with the Bears in 2016 ranked second on the team.

**HONORS AND AWARDS:** 2016- Defensive Player of the Week (12/4)

**CAREER TRANSACTIONS:** Drafted in the 3rd round (89th overall) of the 2012 NFL Draft by the New Orleans Saints ... signed with New Orleans (6/28/12) ... traded to the New England Patriot (10/1/15) ... signed with the Chicago Bears (3/13/16).

**SIGNED THROUGH 2017.**

**2016 SEASON:** Started all 16 games at DE ... set a career-high in tackles (71), sacks (7), pass breakups (3) and forced fumbles (2) ... also recorded 5 TFLs and recovered 1 fumble ... one of three Bears players to record at least seven sacks ... only defensive player to start every game ... recorded 2 multi-sack games (10/31 vs. MIN & 12/4 vs. SF). **GAMES PLAYED-STARTED: 16-16**



**PREVIOUS SEASONS: 2015:** Appeared in 16 games with 3 starts with the Patriots and Saints ... posted 23 tackles, 3 sacks, 5 TFLs and 1 FR ... all 3 starts came with New Orleans where he collected 2 assisted tackles ... in 13 games with New England, notched 21 tackles, 3 sacks, 5 TFLs and 1 FR ... 3 sacks ranked tied for 3rd among the Patriots defensive linemen ... saw action in 2 playoff games, posting 3 tackles and 1 TFL. **2014:** Started 14-of-15 games for the Saints, posting 41 tackles, 2 sacks and 7 TFLs ... 41 tackles ranked 2nd on the Saints defensive linemen ... was placed on IR prior the season finale. **2013:** Started 16-of-16 games for the first time in his career with New Orleans ... posted career-highs in tackles (56), sacks (4.5) and TFLs (8) ... 56 tackles were the most among the Saints defensive front ... started both of the Saints postseason contests, notching 7 tackles and 0.5 sacks. **2012:** Appeared in 14 games with the Saints as a rookie ... collected 20 tackles, 1 pass breakup, 2 TFLs and 1 forced fumble.

**COLLEGE:** Started all 16 games from 2010-11 at Regina, recording 76 tackles, 8 sacks, 4 forced fumbles and 13 TFLs ... as a senior, recorded 42 tackles, 8 TFLs, 6.5 sacks, 2 forced fumbles and 3 pass breakups en route to earning All-Canadian InterUniversity Sport honors ... named an All-Canada West All-Star as a junior, starting all 8 games and recording 34 tackles, 1.5 sacks, 5 TFLs, 2 forced fumbles and 1 pass breakup ... attended LSU in 2009 but did not play ... at Sacramento City College from 2007-08, where he was an All-American as a sophomore, posted 65 tackles in 17 games.

**PERSONAL:** Attended Del Campo (Fair Oaks, Ca.) High School where he played on the offensive and defensive lines ... earned All-Sac Joaquin section and All-Capital Football League honors as a senior and junior ... as a senior, registered 52 tackles with 2 sacks and 1 forced fumble and fumble recovery... As a junior, recorded 48 tackles and 4 sacks.

## AKIEM HICKS' NFL STATISTICS

### REGULAR SEASON

Year	Team	GP	GS	Tackles					Interceptions					Fumbles			Misc.	
				Tot	S	A	Sk	Yds	No	Yds	Lg	TD	PD	FF	FR	Yds	TFL	STT
2012	New Orleans	14	0	20	10	10	0.0	0.0	0	0	-	0	1	1	0	0	2	0
2013	New Orleans	16	16	56	29	27	4.5	27.5	0	0	-	0	0	0	0	0	8	0
2014	New Orleans	15	14	41	27	14	2.0	16.0	0	0	-	0	0	0	0	0	7	0
2015	TOTAL	16	3	23	9	14	3.0	12.0	0	0	-	0	0	1	1	5	0	
2016	Chicago	16	16	71	50	21	7.0	49.0	0	0	-	0	3	2	1	0	5	0
<b>Totals</b>		<b>77</b>	<b>49</b>	<b>211</b>	<b>125</b>	<b>86</b>	<b>16.5</b>	<b>104.5</b>	<b>0</b>	<b>0</b>	<b>-</b>	<b>0</b>	<b>4</b>	<b>3</b>	<b>2</b>	<b>0</b>	<b>27</b>	<b>0</b>

### POSTSEASON

Year	Team	GP	GS	Tackles					Interceptions					Fumbles			Misc.	
				Tot	S	A	Sk	Yds	No	Yds	Lg	TD	PD	FF	FR	Yds	TFL	STT
2013	New Orleans	2	2	7	3	4	0.5	4.0	0	0	-	0	0	0	0	0	0	0
2015	New England	2	0	3	1	2	0.0	0.0	0	0	-	0	0	0	0	0	1	0
<b>Totals</b>		<b>4</b>	<b>2</b>	<b>10</b>	<b>4</b>	<b>6</b>	<b>0.5</b>	<b>4.0</b>	<b>0</b>	<b>0</b>	<b>-</b>	<b>0</b>	<b>0</b>	<b>0</b>	<b>0</b>	<b>0</b>	<b>1</b>	<b>0</b>

### SEASON / CAREER / PLAYOFF HIGHS

	2016	Career	Playoff
Tackles	13, vs. SF (12/4)	Same	4, at SEA (1/11/14)
Solos	8, vs. SF (12/4)	Same	2, at PHI (1/4/14)
Sacks	2, twice	2, three times	0.5, at PHI (1/4/14)

### AKIEM HICKS' GAME-BY-GAME STATISTICS

#### 2012 NEW ORLEANS SAINTS

Date	W/L	Opp.	Tkls-5	Sk-YL	INT-Yds	PD	FF	FR	TFL
9/9	L	WAS	INACTIVE						
9/16	L	at CAR	1-0	0-0	0-0	0	0	0	0
9/23	L	KC	8-3	0-0	0-0	0	0	0	0
9/30	L	at GB	1-0	0-0	0-0	0	0	0	0
10/7	W	SD	1-1	0-0	0-0	0	0	0	0
10/21	W	at TB	1-1	0-0	0-0	0	0	0	0
10/28	L	at DEN	3-3	0-0	0-0	1	0	1	
11/05	W	PHI	1-0	0-0	0-0	0	0	0	0
11/11	W	ATL	0-0	0-0	0-0	0	0	0	0
11/18	W	at OAK	2-2	0-0	0-0	0	0	1	
11/25	L	SF	1-0	0-0	0-0	0	0	0	0
11/29	L	at ATL	1-0	0-0	0-0	1	0	0	0
12/9	L	at NYG	0-0	0-0	0-0	0	0	0	0
12/16	W	TB	0-0	0-0	0-0	0	0	0	0
12/23	W	at DAL	0-0	0-0	0-0	0	0	0	0
12/30	L	CAR	INACTIVE						
<b>Totals</b>	<b>0-0</b>		<b>20-10</b>	<b>0-0</b>	<b>0-0</b>	<b>1</b>	<b>1</b>	<b>0</b>	<b>2</b>

#### 2013 NEW ORLEANS SAINTS

Date	W/L	Opp.	Tkls-5	Sk-YL	INT-Yds	PD	FF	FR	TFL
9/8*	W	ATL	3-3	1-8	0-0	0	0	0	1
9/15*	W	at TB	2-2	0-0	0-0	0	0	0	0
9/22*	W	ARI	1-0	0-0	0-0	0	0	0	0
9/30*	W	MIA	0-0	0-0	0-0	0	0	0	0
10/6*	W	at CHI	0-0	0-0	0-0	0	0	0	0
10/13*	L	at NE	7-3	0-0	0-0	0	0	0	0
10/27*	W	BUF	6-5	0-0	0-0	0	0	0	2
11/3*	L	at NYJ	6-1	0-0	0-0	0	0	0	1
11/10*	W	DAL	1-0	0-0	0-0	0	0	0	0
11/17*	W	SF	7-4	0-0	0-0	0	0	0	1
11/21*	W	at ATL	8-3	1-1	0-0	0	0	0	1
12/2*	L	at SEA	4-1	1.5-11.5	0-0	0	0	0	0
12/8*	W	CAR	2-1	0-0	0-0	0	0	0	0
12/15*	L	at STL	3-3	0-0	0-0	0	0	0	1
12/22*	L	at CAR	5-2	1-7	0-0	0	0	0	1
12/29*	W	TB	1-1	0-0	0-0	0	0	0	0
<b>Totals</b>	<b>11-5</b>		<b>56-29</b>	<b>4.5-27.5</b>	<b>0-0</b>	<b>0</b>	<b>0</b>	<b>0</b>	<b>8</b>



## POSTSEASON

Date	W/L	Opp.	Tkls-S	Sk-YL	INT-Yds	PD	FF	FR	TFL
1/4*	W	at PHI	3-2	0.5-4	0-0	0	0	0	0
1/11*	L	at SEA	4-1	0-0	0-0	0	0	0	0
<b>Totals</b>	<b>1-1</b>		<b>7-3</b>	<b>0.5-4</b>	<b>0-0</b>	<b>0</b>	<b>0</b>	<b>0</b>	<b>0</b>

## 2014 NEW ORLEANS SAINTS

Date	W/L	Opp.	Tkls-S	Sk-YL	INT-Yds	PD	FF	FR	TFL
9/7*	L	at ATL	2-2	0-0	0-0	0	0	0	0
9/14*	L	at CLE	5-5	0-0	0-0	0	0	0	1
9/21*	W	MIN	1-1	0-0	0-0	0	0	0	0
9/28*	L	at DAL	2-2	0-0	0-0	0	0	0	2
10/5*	W	TB	3-1	0-0	0-0	0	0	0	0
10/19*	L	at DET	3-1	0-0	0-0	0	0	0	0
10/26*	W	GB	3-2	0-0	0-0	0	0	0	1
10/30*	W	at CAR	4-2	1-9	0-0	0	0	0	1
11/9*	L	SF	1-0	0-0	0-0	0	0	0	0
11/16*	L	CIN	5-4	0-0	0-0	0	0	0	0
11/24*	L	BAL	3-2	0-0	0-0	0	0	0	1
11/30*	W	at PIT	1-1	0-0	0-0	0	0	0	0
12/7*	L	CAR	3-2	0-0	0-0	0	0	0	0
12/15*	W	at CHI	2-1	1-7	0-0	0	0	0	1
12/21*	L	ATL	3-1	0-0	0-0	0	0	0	0
21/28*	W	at TB							
<b>Totals</b>	<b>6-8</b>		<b>41-27</b>	<b>2-16</b>	<b>0-0</b>	<b>0</b>	<b>0</b>	<b>0</b>	<b>7</b>

## 2015 TOTALS

Date	W/L	Opp.	Tkls-S	Sk-YL	INT-Yds	PD	FF	FR	TFL
9/13**	L	at ARI	0-0	0-0	0-0	0	0	0	0
9/20**	L	TB	1-0	0-0	0-0	0	0	0	0
9/27**	L	at CAR	1-0	0-0	0-0	0	0	0	0
10/11	W	at DAL	0-0	0-0	0-0	0	0	0	0
10/18	W	at IND	1-0	0-0	0-0	0	0	0	0
10/25	W	NJ	1-0	0-0	0-0	0	0	0	0
10/29	W	MIA	0-0	0-0	0-0	0	0	0	0
11/08	W	WAS	1-0	0-0	0-0	0	0	0	0
11/15	W	at NYG	1-1	0-0	0-0	0	0	0	1
11/23	W	BUF	1-0	0-0	0-0	0	0	0	0
11/29	L	at DEN	0-0	0-0	0-0	0	0	0	0
12/6	L	PHI	0-0	0-0	0-0	0	0	0	0
12/13	W	at HOU	6-5	2-7	0-0	0	0	0	2
12/20	W	TEN	4-2	1-5	0-0	0	0	1	1
12/27	L	at NYJ	0-0	0-0	0-0	0	0	0	0
1/3	L	at MIA	5-1	0-0	0-0	0	0	0	1
<b>Totals</b>	<b>0-3</b>		<b>23-9</b>	<b>3-12</b>	<b>0-0</b>	<b>0</b>	<b>0</b>	<b>1</b>	<b>5</b>

## 2016 CHICAGO BEARS


Date	W/L	Opp.	Tkls-S	Sk-YL	INT-Yds	PD	FF	FR	TFL
9/11	L	at HOU	3-3	0-0	0-0	0	1	0	0
9/19	L	PHI	2-2	0-0	0-0	1	0	0	1
9/25	L	at DAL	2-1	0-0	0-0	0	0	0	0
10/2	W	DET	3-2	1-7	0-0	0	0	0	1
10/9	L	at IND	3-1	1-8	0-0	0	0	0	1
10/16	L	JAX	2-2	0-0	0-0	0	0	0	1
10/20	L	at GB	2-1	0-0	0-0	0	0	0	0
10/31	W	MIN	4-3	2-16	0-0	1	0	0	2
11/13	L	at TB	3-1	0-0	0-0	0	0	0	1
11/20	L	at NYG	5-2	0-0	0-0	0	0	0	0
11/27	L	TEN	0-0	0-0	0-0	0	0	0	0
12/4	W	SF	10-8	2-7	0-0	0	1	0	2
12/11	L	at DET	6-4	1-11	0-0	1	0	0	1
12/18	L	GB	1-0	0-0	0-0	0	0	0	1
12/24	L	WAS	6-5	0-0	0-0	0	0	0	1
1/1	L	at MIN	2-1	0-0	0-0	0	0	0	1
<b>Totals</b>	<b>3-13</b>		<b>54-36</b>	<b>7-49</b>	<b>0-0</b>	<b>3</b>	<b>2</b>	<b>1</b>	<b>11</b>

## POSTSEASON

Date	W/L	Opp.	Tkls-S	Sk-YL	INT-Yds	PD	FF	FR	TFL
1/16	W	KC	1-0	0-0	0-0	0	0	0	0
1/24	L	at DEN	2-1	0-0	0-0	0	0	0	1
<b>Totals</b>	<b>0-0</b>		<b>3-1</b>	<b>0-0</b>	<b>0-0</b>	<b>0</b>	<b>0</b>	<b>0</b>	<b>1</b>

\*with NO

\*\*Denotes Game Started



99

LAMARR  
HOUSTON

Ht: 6-3

Age: 30

Bears Season: 4

Acquired: Unrestricted free agent in 2014 (OAK)

Wt: 274

College: Texas

NFL Season: 8

LINEBACKER

**PRO CAREER:** Appeared in 90 games with 70 starts with the Oakland Raiders (2010-13) and Chicago Bears (2014-16), collecting 296 tackles, 25 sacks, 50 TFLs, 4 forced fumbles, 8 fumble recoveries and 1 interception ... Owns 1 blocked FG on special teams ... has led or tied for his team's lead in sacks 3 times during his NFL career (4 tied for team led in 2012; 6 led the team in 2013; 8 led the team in 2015) ... served as captain with the Raiders in 2013 ... his 16 sacks from 2010-13 tied for the Oakland-team lead ... two multi-sack games in his career (both coming in 2015) ... 8 opponent fumble recoveries are tied for 6th most in the NFL since 2010.

**HONORS & AWARDS:** 2013: AFC Defensive Player of the Week vs. JAX (10/21). 2010: All-Rookie Team (*The Sporting News*)

**CAREER TRANSACTIONS:** Selected by the Oakland Raiders in the 2nd round (44th overall) of the 2010 NFL Draft ... signed with the Raiders (7/26/10) ... signed a 5-year contract with the Chicago Bears (3/11/14). **SIGNED THROUGH 2018.**



**2016 SEASON:** Limited to two games in 2016 due to injury (Games 1 & 2)... Went on Injured Reserve 9/22... Recorded 8 tackles. **GAMES PLAYED-STARTED: 2-0**

**PREVIOUS SEASONS: 2015:** Appeared in all 16 games with 2 starts (Games 15-16), posting 51 tackles, a career-high 8 sacks, 10 TFLs and 1 fumble recovery ... 8 sacks led the Bears and 10 TFLs ranked 2nd ... had 7 sacks in the last 9 contests of the season ... recorded first two multi-sack games of NFL career: 2 in Game 8 at SD and 2 in Game 16 vs. DET. **2014:** Started all 8 games played in first season with the Bears, collecting 11 tackles, 1 sack, 3 tackles for losses, 1 opponent fumble recovery and 1 pass breakup ... blocked a 37-yard field goal attempt on special team versus Miami (October 19) ... missed final 8 games after being placed on I.R. due to a knee injury. **2013:** Moved to the right side of the Raiders defensive line prior to the season and started all 16 games for the second consecutive year ... served as defensive captain ... led team with a career-high 6 sacks for 52 yards in losses ... led Raiders defensive linemen with 69 tackles (56 solo), forced a career-high 2 fumbles, tallied 10 TFLs and recovered 1 fumble. **2012:** Registered 67 tackles (49 solo), 2 PBU's, 1 FF, 1 FR and a team-leading 4.5 sacks for Oakland ... led the team in both QB hits (31) and TFLs (13) and finished second with 17 pressures. **2011:** Played in all 16 games with 13 starts for Oakland ... totaled 51 tackles (36 solo), 6 TFLs, 1 sack, 3 PBU's and 1 INT ... also tied for fifth in the AFC with 2 opponent FRs. **2010:** Saw action in all 16 games and made 15 starts in first NFL season with Oakland ... named to *The Sporting News'* All-Rookie Team ... tied for 5th on the team with 5 sacks ... added 39 tackles (30 solo), 8 TFLs, 1 FF and 2 FRs.

**COLLEGE:** Played in 50 games with 33 starts at Texas ... started 20 games at defensive tackle and 13 at defensive end ... totaled 160 stops, 14 sacks, 41 TFLs, 13 PBU's, 2 FRs and a FF ... named second-team All-Big 12 by the Associated Press, conference coaches, Dallas Morning News and Fort Worth Star-Telegram as a senior ... garnered second-team academic All-Big 12 recognition as a junior ... was a three-time member of UT's Athletics Director's Honor Roll.

**PERSONAL:** Attended Thomas B. Doherty High School in Colorado Springs, Colo. ... a prep All-American and two-time all-state selection as a running back and linebacker ... earned Parade All-America honors as a linebacker ... finished career with 3,325 yards rushing and 49 TDs, along with 239 tackles and 13 sacks in three seasons ... named the Rocky Mountain News Colorado Defensive Player of the Year and Gatorade's Player of the Year in Colorado as a senior ... also competed in basketball and track and field ... represented Raiders at Madden-Mariucci Battle of the Bay in June 2012 ... participated in the NFL's 2nd Annual Personal Finance Camp during the 2016 offseason.

**LAMARR HOUSTON'S NFL STATISTICS****REGULAR SEASON**

Year	Team	GP	GS	Tackles					Interceptions					Fumbles			
				Tot	S	A	Sk	Yds	No	Yds	Lg	TD	PD	FF	FR	Yds	TFL
2010	Oakland	16	15	39	30	9	5.0	27.0	0	0	0	0	0	1	2	0	8.0
2011	Oakland	16	13	51	36	15	1.0	2.0	1	15	15	0	3	0	2	0	6.0
2012	Oakland	16	16	67	49	18	4.0	34.0	0	0	0	0	2	1	1	0	13.0
2013	Oakland	16	16	69	56	13	6.0	52.0	0	0	0	0	0	2	1	0	10.0
2014	Chicago	8	8	11	8	3	1.0	11.0	0	0	0	0	1	0	1	0	3.0
2015	Chicago	16	2	51	34	17	8.0	63.0	0	0	-	0	0	0	1	0	10.0
2016	Chicago	2	0	8	2	6	0.0	0.0	0	0	-	0	0	0	0	0	0.0
<b>Bears totals</b>		<b>26</b>	<b>10</b>	<b>70</b>	<b>44</b>	<b>26</b>	<b>9.0</b>	<b>74.0</b>	<b>0</b>	<b>0</b>	<b>-</b>	<b>0</b>	<b>1</b>	<b>0</b>	<b>2</b>	<b>0</b>	<b>13.0</b>
<b>NFL totals</b>		<b>90</b>	<b>70</b>	<b>296</b>	<b>215</b>	<b>81</b>	<b>25.0</b>	<b>189.0</b>	<b>1</b>	<b>15</b>	<b>15</b>	<b>0</b>	<b>6</b>	<b>4</b>	<b>8</b>	<b>0</b>	<b>50.0</b>

**ADDITIONAL STATS:** Blocked Kicks - 1 (37-yard field goal vs. MIA, 10/19/14).

**SEASON / CAREER / PLAYOFF HIGHS**

	2016	Career	Playoff
<b>Tackles</b> .....	10, vs. WAS (12/13)	12, at SD (12/30/12)	None
<b>Solos</b> .....	8, vs. WAS (12/13)	9, at SD (12/30/12)	None
<b>Sacks</b> .....	2, twice	Same	None





## LAMARR HOUSTON GAME-BY-GAME DEFENSIVE STATS 26-44 Regular Season Starting Record

## 2010 OAKLAND RAIDERS

Date	W/L	Opp.	Tklis-S	Sk-YL	INT-Yds	PD	FF	FR	TFL
9/12*	L	at TEN	3-2	0-0	0-0	0	0	0	0
9/19*	W	STL	2-2	1-13	0-0	0	0	0	1
9/26*	L	at ARI	1-1	0-0	0-0	0	0	0	0
10/3*	L	HOU	1-1	0-0	0-0	0	0	0	0
10/10*	W	SD	1-1	0-0	0-0	0	1	0	0
10/17*	L	at SF	1-0	0-0	0-0	0	0	0	0
10/24	W	at DEN	0-0	0-0	0-0	0	1	0	0
10/31*	W	SEA	2-2	1-1	0-0	0	1	0	1
11/7*	W	KC	1-1	0-0	0-0	0	0	0	0
11/21*	L	at PIT	7-5	1-5	0-0	0	0	0	2
11/28*	L	MIA	4-3	0-0	0-0	0	0	0	0
12/5*	W	at SD	2-2	1-6	0-0	0	0	0	2
12/12*	L	at JAX	4-4	0-0	0-0	0	0	0	0
12/19*	W	DEN	1-0	0-0	0-0	0	0	0	0
12/26*	L	IND	4-2	0-0	0-0	0	0	0	0
1/2*	W	at KC	5-4	1-2	0-0	0	0	0	2
<b>Totals</b>	<b>7-8</b>		<b>39-30</b>	<b>5-27</b>	<b>0-0</b>	<b>0</b>	<b>1</b>	<b>2</b>	<b>8</b>

## 2011 OAKLAND RAIDERS

Date	W/L	Opp.	Tklis-S	Sk-YL	INT-Yds	PD	FF	FR	TFL
9/12*	W	at DEN	2-1	0-0	0-0	0	0	1	0
9/18	L	at BUF	3-1	0-0	0-0	0	0	0	0
9/25	W	NVJ	3-1	0-0	0-0	1	0	0	1
10/2	L	NE	5-3	0-0	0-0	0	0	0	1
10/9*	W	at HOU	3-2	0-0	1-15	2	0	0	0
10/16*	W	CLE	1-1	1-2	0-0	0	0	0	1
10/23*	L	KC	2-2	0-0	0-0	0	0	0	2
11/6*	L	DEN	7-6	0-0	0-0	0	0	0	1
11/10*	W	at SD	2-0	0-0	0-0	0	0	1	0
11/20*	W	at MIN	2-1	0-0	0-0	0	0	0	0
11/27*	W	CHI	5-5	0-0	0-0	0	0	0	0
12/4*	L	at MIA	4-3	0-0	0-0	0	0	0	0
12/11*	L	at GB	4-3	0-0	0-0	0	0	0	0
12/18*	L	DET	2-2	0-0	0-0	0	0	0	0
12/24*	W	at KC	3-3	0-0	0-0	0	0	0	0
1/1*	L	SD	3-2	0-0	0-0	0	0	0	0
<b>Totals</b>	<b>7-6</b>		<b>51-36</b>	<b>1-2</b>	<b>1-15</b>	<b>3</b>	<b>0</b>	<b>2</b>	<b>6</b>

## 2012 OAKLAND RAIDERS

Date	W/L	Opp.	Tklis-S	Sk-YL	INT-Yds	PD	FF	FR	TFL
9/10*	L	SD	2-2	0-0	0-0	0	0	0	0
9/16*	L	at MIA	3-3	0-0	0-0	0	0	0	0
9/23*	W	PIT	5-4	0-0	0-0	0	0	0	0
9/30*	L	at DEN	7-3	0-0	0-0	0	0	1	1
10/14*	L	at ATL	1-1	0-0	0-0	0	0	0	0
10/21*	W	JAX	8-5	1-6	0-0	0	1	0	2
10/28*	W	at KC	1-1	0-0	0-0	1	0	0	0
11/4*	L	TB	4-4	0-0	0-0	0	0	0	2
11/11*	L	at BAL	3-3	0-0	0-0	0	0	0	0
11/18*	L	NO	0-0	0-0	0-0	0	0	0	0
11/25*	L	at CIN	6-1	0-0	0-0	0	0	0	0
12/2*	L	CLE	5-3	1-11	0-0	1	0	0	2
12/6*	L	DEN	4-4	1-11	0-0	0	0	0	1
12/16*	W	KC	3-3	0-0	0-0	0	0	0	1
12/23*	L	at CAR	3-3	0-0	0-0	0	0	0	2
12/30*	L	at SD	12-9	1-6	0-0	0	0	0	2
<b>Totals</b>	<b>4-12</b>		<b>67-49</b>	<b>4-34</b>	<b>0-0</b>	<b>2</b>	<b>1</b>	<b>1</b>	<b>13</b>

## 2013 OAKLAND RAIDERS

Date	W/L	Opp.	Tklis-S	Sk-YL	INT-Yds	PD	FF	FR	TFL
9/8*	L	at IND	5-3	1-8	0-0	0	0	0	1
9/15*	W	JAX	2-2	0-0	0-0	0	0	0	1
9/23*	L	at DEN	6-5	1-2	0-0	0	1	0	0
9/29*	L	WAS	3-2	0-0	0-0	0	0	0	0
10/6*	W	SD	7-6	1-9	0-0	0	0	0	2
10/13*	L	at KC	2-2	0-0	0-0	0	0	0	0
10/27*	W	PIT	5-5	1-9	0-0	0	0	0	2
11/3*	L	PHI	3-3	0-0	0-0	0	0	0	1
11/10*	L	at NYG	6-5	0-0	0-0	0	1	1	1
11/17*	W	at HOU	3-3	1-15	0-0	0	0	0	1
11/24*	L	TEN	6-5	0-0	0-0	0	0	0	0
11/28*	L	at DAL	2-2	0-0	0-0	0	0	0	0
12/8*	L	at NYJ	4-0	0-0	0-0	0	0	0	0
12/15*	L	KC	5-5	0-0	0-0	0	0	0	0
12/22*	L	at SD	3-1	0-0	0-0	0	0	0	0
12/29*	L	DEN	7-7	1-9	0-0	0	0	0	1
<b>Totals</b>	<b>4-12</b>		<b>69-56</b>	<b>6-52</b>	<b>0-0</b>	<b>0</b>	<b>2</b>	<b>1</b>	<b>10</b>

## 2014 CHICAGO BEARS

Date	W/L	Opp.	Tklis-S	Sk-YL	INT-Yds	PD	FF	FR	TFL
9/7*	L	BUF	1-1	0-0	0-0	0	0	0	0
9/14*	W	at SF	0-0	0-0	0-0	0	0	0	0
9/22*	W	at NYJ	2-0	0-0	0-0	1	0	0	0
9/28*	L	GB	0-0	0-0	0-0	0	0	0	0
10/5*	L	at CAR	2-2	0-0	0-0	0	0	1	0
10/12*	W	at ATL	1-1	0-0	0-0	0	0	0	0
10/19*	L	MIA	1-1	0-0	0-0	0	0	0	1
10/26*	L	at NE	4-3	1-11	0-0	0	0	0	2
<b>Totals</b>	<b>3-5</b>		<b>11-8</b>	<b>1-11</b>	<b>0-0</b>	<b>1</b>	<b>0</b>	<b>1</b>	<b>3</b>

## 2015 CHICAGO BEARS

Date	W/L	Opp.	Tklis-S	Sk-YL	INT-Yds	PD	FF	FR	TFL
9/13	L	GB	0-0	0-0	0-0	0	0	0	0
9/20	L	ARI	2-1	0-0	0-0	0	0	0	0
9/27	L	at SEA	1-0	0-0	0-0	0	0	0	0
10/4	W	OAK	3-2	0-0	0-0	0	0	0	0
10/11	W	at KC	3-2	1-1	0-0	0	0	0	1
10/18	L	at DET	3-3	0-0	0-0	0	0	0	0
11/1	L	MIN	0-0	0-0	0-0	0	0	0	0
11/9	W	at SD	2-2	2-18	0-0	0	0	0	2
11/15	W	at STL	3-1	1-9	0-0	0	0	0	1
11/22	L	DEN	2-2	0-0	0-0	0	0	0	0
11/26	W	at GB	9-6	1-10	0-0	0	0	1	1
12/6	L	SF	2-1	0-0	0-0	0	0	0	0
12/13	L	WAS	10-8	1-9	0-0	0	0	0	2
12/20	L	at MIN	4-2	0-0	0-0	0	0	0	0
12/27*	W	at TB	3-2	0-0	0-0	0	0	0	1
1/3*	L	DET	4-2	2-16	0-0	0	0	0	2
<b>Totals</b>	<b>1-1</b>		<b>51-34</b>	<b>8-63</b>	<b>0-0</b>	<b>0</b>	<b>0</b>	<b>1</b>	<b>10</b>

## 2016 CHICAGO BEARS

Date	W/L	Opp.	Tklis-S	Sk-YL	INT-Yds	PD	FF	FR	TFL
9/11	L	at HOU	8-2	0-0	0-0	0	0	0	0
9/19	L	PHI	0-0	0-0	0-0	0	0	0	0
<b>Totals</b>	<b>0-0</b>		<b>8-2</b>	<b>0-0</b>	<b>0-0</b>	<b>0</b>	<b>0</b>	<b>0</b>	<b>0</b>

\*Denotes Game Started





# 95 JAYE HOWARD

**Ht:** 6-3

**Wt:** 301

**Age:** 29

**College:** Florida

**Bears Season:** 1

**NFL Season:** 6

**Acquired:** Waived FA in 2017 (KC)

## DEFENSIVE LINE

**PRO CAREER:** Appeared in 45 games with 28 starts over five seasons with the Seattle Seahawks (2012) and Kansas City Chiefs (2013-16) ... owns 122 tackles, 17 TFLs, 7.5 sacks, 2 fumble recoveries, 1 forced fumble and 1 pass breakup.

**CAREER TRANSACTIONS:** Drafted by the Seattle Seahawks in the fourth round (114th overall) of the 2012 NFL Draft (5/10/12) ... released by Seahawks (8/31/13) ... acquired from waivers by Kansas City Chiefs (9/1/13) ... re-signed with Kansas City (3/10/16) ... released by the Kansas City Chiefs (4/22/17) ... signed with Chicago Bears (5/4/17). **SIGNED THROUGH 2017.**

**2016 SEASON:** Appeared in all 8 games with 4 starts, recording 23 tackles, 2 TFLs and 1 sack ... added 11 STTs which ranked 2nd on the team. **GAMES PLAYED-STARTED: 8-4**

**PREVIOUS SEASONS: 2015:** Appeared in 15 contests (Games 1-13 & 15-16), starting at ILB in 13 contests (Games 1-2, 4-10, 12-13 & 15-16), gathering 98 tackles (2nd on the team), 2 TFLs, 1 fumble recovery, 4 pass breakups and 4 STTs ... inactive Game 14. **2014:** Saw action in all 16 contests in rookie season for Chicago, making 5 starts (Games 6, 8 & 14-16), finishing third on the team with 98 tackles, including 2 sacks and 2 additional TFLs ... added 4 QB pressures and 1 fumble recovery on defense ... finished third on the team with 11 special teams tackles ... had 3 double-digit tackle contests, pacing the Bears in tackles in each of those games (10/26 at NE, 12/15 vs. NO and 12/21 vs. DET).

**COLLEGE:** Played in 45 games (25 starts) at the University of Florida, recording 131 tackles (80 solo), including 25.5 tackles for loss, 11.0 sacks, two passes defended and three fumble recoveries ... started all 13 games at defensive tackle as a senior in 2011, posting 65 tackles (37 solo), including 10.0 tackles for loss (-64.0 yards), 5.5 sacks (-50.0 yards), four QB pressures, two fumble recoveries, including one for a two-yard touchdown and two passes defense ... played in 11 games (eight starts) as a junior in 2010, posting 29 tackles (19 solo), including 10.0 tackles for loss (-39.0 yards) and 2.5 sacks (-16.0 yards) ... appeared in 12 games (four starts) as a redshirt sophomore in 2009, notching 29 tackles (18 solo), including three for loss, and 1.5 sacks (-13.0 yards) ... played in nine games, recording eight tackles (six solo), including 2.5 for loss (-7.0 yards), 1.5 sacks (6.0 yards) and one fumble recovery as a redshirt freshman in 2008 ... redshirted as a true freshman in 2007

**PERSONAL:** Played football at Jones High School in Apopka, Fla. ... played both defensive end and linebacker in high school, recording 8.0 sacks and four fumble recoveries as a senior to go along with 116 tackles, including 20 for loss, and 10.0 sacks as a junior.

JAYE HOWARD



**JAYE HOWARD'S GAME-BY-GAME DEFENSIVE STATS**

**2012:** Seattle: Appeared in two games and did not log any defensive stats.

**2013:** Kansas City: Appeared in three games, making one start while tallying six tackles (five solo).

**2016 KANSAS CITY CHIEFS**

Date	W/L	Opp.	Tkls-5	Sk-YL	INT-Yds	PD	FF	FR	TFL
9/11	W	SD	0-0	0-0	0-0	0	0	0	0
9/18	L	at Hou	5-4	0-0	0-0	0	0	0	0
9/25	W	NYJ	3-3	0-0	0-0	0	0	0	0
10/2	L	at Pit	6-3	1-8	0-0	0	0	0	1
10/16	W	at Oak	1-1	0-0	0-0	0	0	0	0
10/23	W	NO	3-3	0-0	0-0	0	0	0	0
10/30	W	at Ind	2-2	0-0	0-0	0	0	0	1
11/6	W	Jax	3-2	0-0	0-0	0	0	0	0
Totals	6-2	23-18	1-8	0-0	0	0	0	0	2

DID NOT PLAY IN WEEKS 10-17.

**2015 KANSAS CITY CHIEFS**

Date	W/L	Opp.	Tkls-5	Sk-YL	INT-Yds	PD	FF	FR	TFL
9/13	W	at Hou	5-2	1-8	0-0	0	0	0	1
9/17	L	Den	7-7	0-0	0-0	0	0	0	0
9/28	L	at GB	8-5	0-0	0-0	0	0	0	3
10/4	L	at Cin	3-0	0-0	0-0	0	0	0	0
10/11	L	Chi	6-3	0.5-4	0-0	0	0	0	1
10/18	L	at Min	2-1	0-0	0-0	0	0	0	1
10/25	W	Pit	3-1	0-0	0-0	0	0	1	0
11/1	W	Det	2-1	0-0	0-0	0	0	0	0
11/15	W	at Den	4-3	1-2	0-0	0	1	0	0
11/22	W	at SD	3-1	0-0	0-0	0	0	0	0
11/29	W	Buf	2-2	0-0	0-0	0	0	1	0
12/6	W	at Oak	1-1	0-0	0-0	0	0	0	0
12/13	W	SD	2-2	1-7	0-0	0	0	0	1
12/20	W	at Bal	3-2	1-5	0-0	0	0	0	1
12/27	W	Cle	2-2	0-0	0-0	0	0	0	0
1/3	W	Oak	4-3	1-7	0-0	0	0	0	3
Totals	11-5	57-36	5.5-33	0-0	0	1	2	11	

**2014 KANSAS CITY CHIEFS**

Date	W/L	Opp.	Tkls-5	Sk-YL	INT-Yds	PD	FF	FR	TFL
9/7	L	Ten	0-0	0-0	0-0	0	0	0	0
9/14	L*	at Den	2-1	0-0	0-0	0	0	0	0
9/21	W	at Mia	0-0	0-0	0-0	0	0	0	0
9/29	W	NE	4-3	0-0	0-0	0	0	0	0
10/5	L*	at SF	3-2	0-0	0-0	0	0	0	0
10/19	W	at SD	0-0	0-0	0-0	0	0	0	0
10/26	W*	StL	2-1	0.5-2	0-0	0	0	0	0
11/2	W*	NYJ	2-2	0-0	0-0	0	0	0	0
11/9	W	at Buf	2-1	0-0	0-0	0	0	0	0
11/16	W	Sea	3-1	0-0	0-0	0	0	0	1
11/20	L*	at Oak	4-2	0-0	0-0	0	0	0	1
11/30	L*	Den	5-5	0-0	0-0	0	0	0	1
12/7	L*	at Ari	4-3	0-0	0-0	0	0	0	0
12/14	W*	Oak	2-1	0.5-2	0-0	1	0	0	0
12/21	L*	at Pit	2-1	0-0	0-0	0	0	0	0
12/28	W*	SD	1-1	0-0	0-0	0	0	0	1
Totals	9-7	36-24	1-4	0-0	1	0	0	0	4

JAYE HOWARD

**JAYE HOWARD'S NFL STATISTICS**

**REGULAR SEASON**

Year	Team	GP	GS	Tackles				Interceptions				Fumbles			Misc.			
				Tot	S	A	Sk	Yds	No	Yds	Lg	TD	PD	FF	FR	Yds	TFL	STT
2012	Seattle	2	0	0	0	0	0.0	0.0	0	0	-	0	0	0	0	0	0	0
2013	Kansas City	3	1	6	5	1	0.0	0.0	0	0	-	0	0	0	0	0	0	0
2014	Kansas City	16	10	36	24	12	1.0	4.0	0	0	-	0	1	0	0	0	4.0	0
2015	Kansas City	16	13	57	36	21	5.5	33.0	0	0	-	0	0	1	2	-1	11.0	0
2016	Kansas City	8	4	23	18	5	1.0	8.0	0	0	-	0	0	0	0	0	2.0	0
<b>NFL Totals</b>		<b>45</b>	<b>28</b>	<b>122</b>	<b>83</b>	<b>39</b>	<b>7.5</b>	<b>45.0</b>	<b>0</b>	<b>0</b>	<b>-</b>	<b>0</b>	<b>1</b>	<b>1</b>	<b>2</b>	<b>-1</b>	<b>17.0</b>	<b>0</b>

**POSTSEASON**

Year	Team	GP	GS	Tackles				Interceptions				Fumbles			Misc.			
				Tot	S	A	Sk	Yds	No	Yds	Lg	TD	PD	FF	FR	Yds	TFL	STT
2012	Seattle	0	0	0	0	0	0.0	0.0	0	0	-	0	0	0	0	0	0	0
2013	Kansas City	1	0	2	2	0	0.0	0.0	0	0	-	0	0	0	0	0	0	0
2015	Kansas City	2	1	5	3	2	1.0	7.0	0	0	-	0	0	0	0	0	1.0	0
<b>NFL Totals</b>		<b>3</b>	<b>1</b>	<b>7</b>	<b>5</b>	<b>2</b>	<b>1.0</b>	<b>7.0</b>	<b>0</b>	<b>0</b>	<b>-</b>	<b>0</b>	<b>0</b>	<b>0</b>	<b>0</b>	<b>0</b>	<b>1.0</b>	<b>0</b>

**SEASON / CAREER / PLAYOFF HIGHS**

	2016	Career	Playoff
Tackles	6, at PIT (10/2)	8, at GB (9/28/15)	4, at HOU (1/9/16)
Solos	4, at HOU (9/18)	7, vs. DEN (9/17/15)	3, at HOU (1/9/16)
Tackles For Loss	1, twice	3, twice	1, at HOU (1/9/16)
Sacks	1, at PIT (10/2)	1, six times	1, at HOU (1/9/16)



# 24 JORDAN HOWARD

**Ht:** 6-0

**Wt:** 222

**Age:** 23

**College:** Indiana

**Bears Season:** 2

**NFL Season:** 2

**Acquired:** 5th round of the 2016 draft (150th overall)

## RUNNING BACK

JORDAN HOWARD

**PRO CAREER:** Enters second NFL campaign ... started 13-of-15 games for the Bears in 2016, carrying the ball 252 times for 1,313 yards (5.2 avg) and 6 touchdowns as a rookie ... set a Bears rookie rushing record with his 1,313 yards and became the second-youngest Bears RB to eclipse 1,000 yards in a season ... his 1,313 yards ranked second in the NFL behind Dallas' Ezekiel Elliott, marking the first time since the 1970 merger that two rookies finished 1-2 in the NFL in rushing ... later became the first Bears rookie running back to be voted to the Pro Bowl since Hall of Famer Gale Sayers in 1965.

**HONORS & AWARDS: 2016:** NFC Offensive Player of the Week, FedEx Ground Player of the Week, Offensive Rookie of the Month (December/January), All-Rookie Team (PFWA, Gil Brandt, USA Today, Fox Sports) ... Brian Piccolo Award.

**CAREER TRANSACTIONS:** Drafted in the 5th round (150th overall) of the 2016 draft.

**2016 SEASON:** Appeared in 15 games (Games 2-16) with 13 starts (Games 4-16) carrying the ball 252 times for 1,313 yards (5.2 avg) and 6 touchdowns ... caught 29 passes for 298 yards (10.3 avg) ... 5.2 rushing average led the NFC ranked 4th in the league overall ... 1,313 yards ranked second in the NFL ... became the first Bears rookie to rush for 100+ yards in each of his first two starts ... second-youngest Bear to rush for 1,000 yards in a season (Salaam, 1995) ... first Bears rookie to rush for over 100 yards in 7 games ... scored 3 touchdowns vs. SF (12/4) which ranks tied for second most by a Bears rookie ... rushed for a career-high 153 yards vs. MIN (10/31), which earned him NFC Offensive Player of the Week and FedEx Ground Player of the Week ... earned Offensive Rookie of the Month for of December/January. **GAMES PLAYED-STARTED: 15-13**

**COLLEGE:** Appeared in 32 career games over three seasons with UAB (2013-14) and Indiana (2015), compiling 3,681 rushing yards on 647 attempts (5.7 avg) and 24 rushing touchdowns, with 24 receptions for 261 yards (10.9) and 3 receiving touchdowns ... earned first team all-Big Ten (2015), all-CUSA (2014) and CUSA all-Freshman team (2013) honors and was named Indiana's Corby Davis Memorial Award winner (2015) ... set UAB's single-season rushing yards record in the football program's final season (2014) with 1,587 ... finished his career with 17 career 100-yard games, including in 10 of his last 13 ... became the only FBS player in the last 20 seasons with 140-plus rushing yards in each of his first four games with a program ... as a junior, in his first season at Indiana, started 9-of-9 games ranking second in the Big Ten with 134.8 rushing yards per game (ninth nationally) ... finished the season with 1,213 rushing yards (third in the Big Ten) on 196 carries (fourth in the Big Ten), a 6.2 average, with 9 rushing touchdowns ... became the 11th Hoosier to reach 1,000 yards in a single year, 12th on the program's all-time single-season list ... finished his career with 17 career 100-yard games, including in 10 of his last 13, and 12 150-yarders ... following the season, named first team All-Big Ten (coaches and media) and earned the team's Corby Davis Memorial Award (Outstanding Back) ... rushed for a UAB single-season record 1,587 yards on 306 carries (5.2 average) with 13 touchdowns as a sophomore ... caught 9 passes for 72 yards with 1 touchdown ... ranked seventh nationally with 132.3 rushing yards per game ... collected eight 100-yard games, including four straight to end the year, and five 150-yarders ... played in 11 contests and started five at UAB as a freshman ... rushed for 881 yards on 145 carries (6.1 average) with 2 touchdowns and caught 4 passes for 83 yards and a score ... set the UAB freshman single-season record and tied for second among freshmen nationally with 881 rushing yards.

**PERSONAL:** Played running back at Gardendale H.S. (Gardendale, Ala.) ... rushed for 1,388 yards and 21 touchdowns in 10 games as a senior ... named the Birmingham News North/East Player of the Year ... 2011 Honorable Mention All-State selection, collecting 2,876 yards on 380 attempts in his two varsity seasons.



## JORDAN HOWARD'S NFL STATISTICS

## REGULAR SEASON

Year	Team	GP-GS	Rush	Yds	Avg	Lg	TD	Rec	Yds	Avg	Lg	TD	STT
2016	Chicago	15-13	252	1,313	5.2	69	6	29	298	10.3	34	1	0

## SEASON / CAREER / PLAYOFF HIGHS

	2016	Career	Playoff
Rushes.....	32, vs. SF (12/4)	Same	None
Rushing Yards.....	153, vs. MIN (10/31)	Same	None
Longest Run.....	69, vs. MIN (10/31)	Same	None
Rushing TDs.....	3, vs. SF (12/4)	Same	None
Receptions.....	4, three times	Same	None
Receiving Yards.....	49, vs. MIN (10/31)	Same	None
Longest Reception.....	34, vs. MIN (10/31)	Same	None
Receiving TDs.....	1, at IND (10/2)	Same	None

## JORDAN HOWARD'S GAME-BY-GAME STATISTICS

## 2016 CHICAGO BEARS

Date	W/L	Opp.	Rush	Yards	Avg.	Lg	TD	Rec.	Yards	Avg.	Lg	TD
9/11	L	at HOU					DID NOT PLAY					
9/19	L	PHI	3	22	7.3	10	0	2	9	4.5	7	0
9/25	L	at DAL	9	45	5.0	36	0	4	47	11.8	15	0
10/2*	W	DET	23	111	4.8	17	0	3	21	7.0	9	0
10/9*	L	at IND	16	118	7.4	57	0	3	45	15.0	21t	1
10/16*	L	JAX	15	34	2.3	9	1	2	6	3.0	7	0
10/20*	L	at GB	7	22	3.1	11	0	0	0	0.0	-	0
10/31*	W	MIN	26	153	5.9	69	1	4	49	12.3	34	0
11/13*	L	at TB	15	100	6.7	15	0	0	0	0.0	-	0
11/20*	L	at NYG	17	77	4.5	27	0	1	22	22.0	22	0
11/27*	L	TEN	18	84	4.7	22	0	3	43	14.3	23	0
12/4*	W	SF	32	117	3.7	25	3	0	0	0.0	-	0
12/11*	L	at DET	13	86	6.6	31	0	2	24	12.0	19	0
12/18*	L	GB	17	90	5.3	13	1	4	23	5.8	9	0
12/24*	L	WAS	18	119	6.6	23	0	1	9	9.0	9	0
1/1*	L	at MIN	23	135	5.9	18	0	0	0	0.0	-	0
<b>Totals</b>	<b>3-10</b>		<b>252</b>	<b>1,313</b>	<b>5.2</b>	<b>69</b>	<b>6</b>	<b>29</b>	<b>298</b>	<b>10.3</b>	<b>34</b>	<b>1</b>



# 73 JOHN JENKINS

Ht: 6-3

Wt: 343

Age: 29

College: Georgia

Bears Season: 1

NFL Season: 5

Acquired: Unrestricted free agent in 2017 (SEA)

## LINEBACKER

**PRO CAREER:** Appeared in 51 games with 22 starts over 4 seasons with the New Orleans Saints (2013-16) and Seattle Seahawks (2016), recording 149 tackles, 6 TFLs, 1.5 sacks, 1 pass breakup, 1 forced fumble and 1 fumble recovery.

**CAREER TRANSACTIONS:** Drafted in the 3rd round (82nd overall) of the 2013 NFL Draft by the New Orleans Saints (5/10/13) ... released by the New Orleans Saints (11/8/16) ... signed by the Seattle Seahawks (11/15/16) ... signed by Chicago Bears (3/17/17).

**2016 SEASON:** Appeared in 9 games with 1 start for the New Orleans Saints and Seattle Seahawks, recording 13 tackles ... made lone start vs. ATL (9/26/16). **GAMES PLAYED-STARTED: 9-1.**

**PREVIOUS SEASONS: 2015:** Appeared in 14 games with 12 starts for the Saints, recording 66 tackles, 0.5 sacks, 1 pass breakup, 1 forced fumble and 1 fumble recovery ... set a career high for tackles in a games with 11 vs. TEN (11/8). **2014:** Appeared in 12 games with 4 starts for the Saints, recording 41 tackles and 1 sack ... recorded first career sack at CHI (12/15). **2013:** Appeared in all 16 games as a rookie with 5 starts, recording 29 tackles.

**COLLEGE:** Appeared in 27 games with 20 starts at Georgia, recording 78 tackles, 4 sacks, 8 TFLs, 1 interception, 1 pass breakup, 1 forced fumble and 2 fumble recoveries ... recorded 50 tackles, 2 sacks, 2 TFLs, 1 fumble recovery and 1 pass breakup as a senior ... named defensive CO-MVP and ALL-SEC 2nd team ... appeared in all 14 games with 28 tackles, 3 sacks, 6 TFLs, 1 interception, 1 forced fumble and 1 fumble recovery as a junior.

**PERSONAL:** Played football at Francis T. Maloney High School in Meriden, Conn. ... played tackle, defensive end and fullback ... named to the All-Central Connecticut South League squad as a senior.

### JOHN JENKINS NFL STATISTICS

#### REGULAR SEASON


Year	Team	GP	GS	Tackles				Interceptions				Fumbles			TFL		
				Tot	S	A	Sk	Yds	No	Yds	Lg	TD	PD	FF		FR	Yds
2013	New Orleans	16	5	21	13	8	0.0	0.0	0	0	0	0	0	2	2	0	2
2014	New Orleans	12	4	30	20	10	1.0	6.0	0	0	0	0	1	1	3	0	3
2015	New Orleans	14	12	49	23	26	0.5	2.5	0	0	0	0	1	2	1	1	1
2016	Total	9	1	13	6	7	0.0	0.0	0	0	0	0	0	0	0	0	0
<b>Career</b>		<b>51</b>	<b>22</b>	<b>113</b>	<b>62</b>	<b>51</b>	<b>1.5</b>	<b>8.5</b>	<b>0</b>	<b>0</b>	<b>-</b>	<b>0</b>	<b>2</b>	<b>5</b>	<b>6</b>	<b>1</b>	<b>6</b>

#### POSTSEASON

Year	Team	GP	GS	Tot	S	A	Sk	Yds	No	Yds	Lg	TD	PD	FF	FR	Yds	TFL
2013	New Orleans	2	0	5	5	0	1.0	0.0	0	0	0	0	0	1	0	0	0
2016	Seattle	1	0	1	1	0	0.0	0.0	0	0	0	0	0	0	0	0	0
<b>Career</b>		<b>3</b>	<b>0</b>	<b>6</b>	<b>6</b>	<b>0</b>	<b>1.0</b>	<b>0.0</b>	<b>0</b>	<b>0</b>	<b>-</b>	<b>0</b>	<b>0</b>	<b>1</b>	<b>0</b>	<b>0</b>	<b>0</b>

#### SEASON / CAREER / PLAYOFF HIGHS

	2016	Career	Playoff
<b>Tackles</b> .....	2 (twice)	11 vs. TEN (11/8/15)	4 at PHI (1/4/14)
<b>Solos</b> .....	2 (twice)	8 vs. TEN (11/8/15)	4 at PHI (1/4/14)
<b>Sacks</b> .....	None	1 at CHI (12/15/14)	None

**52** CHRISTIAN JONES**Ht:** 6-3**Wt:** 251**Age:** 26**College:** Florida State**Bears Season:** 3**NFL Season:** 3**Acquired:** Undrafted free agent in 2014**LINEBACKER**

**PRO CAREER:** In two seasons Jones has appeared in 31 contests with 18 starts with the Bears (2014-15) ... owns 196 tackles, 2 sacks, 4 TFLs, 2 fumble recoveries and 4 pass breakups ... also has 15 STTs ... finished third on the Bears in both defensive tackles (98) and special teams tackles (11) in 2014 and placed second in defensive tackles (98) in 2015 ... 196 tackles leads the Bears over the previous two seasons (2014-15).

**CAREER TRANSACTIONS:** Signed by Chicago (5/11/14). **SIGNED THROUGH 2016.**

**2016 SEASON:** Appeared in all 16 games with 2 starts (Games 5&6), recording 8 tackles and 1 pass breakup ... added 11 STTs which ranked 2nd on the team. **GAMES PLAYED-STARTED: 16-2**

**PREVIOUS SEASONS: 2015:** Appeared in 15 contests (Games 1-13 & 15-16), starting at ILB in 13 contests (Games 1-2, 4-10, 12-13 & 15-16), gathering 98 tackles (2nd on the team), 2 TFLs, 1 fumble recovery, 4 pass breakups and 4 STTs ... inactive Game 14. **2014:** Saw action in all 16 contests in his rookie season for Chicago, making 5 starts (Games 6, 8 & 14-16) and finishing third on the team with 98 tackles, including 2 sacks and 2 additional TFLs ... added 4 QB pressures and 1 fumble recovery on defense ... finished third on the team with 11 special teams tackles ... had 3 double-digit tackle contests, pacing the Bears in tackles in each of those games (10/26 at NE, 12/15 vs. NO and 12/21 vs. DET).

**COLLEGE:** Started 40-of-54 games at Florida State, accounting for 225 tackles, 8 sacks, 17 TFLs, 2 forced fumbles, 1 fumble recovery and 1 pass deflection ... moved to strong-side LB position in the latter half of his senior season, helping FSU to national championship while contributing to the nation's top-ranked scoring defense (12.1 ppg) and third-ranked total defense (281.4 ypg) ... started all 14 games at weakside linebacker his junior season, leading the team in tackles with 95 stops, helping Florida State's defense lead the nation in yards allowed per play (3.86) and rank second nationally in total defense (254.14 ypg) ... as a sophomore, was named a starter at strong-side linebacker and finished second on the team in tackles (56) after starting all 13 games ... was voted one of three Mr. Versatiles at the FSU annual awards banquet ... saw action in all 14 games as a true freshman on special teams and some spot duty at linebacker ... recipient of the Devaughn Darling Award, given to the top freshman on the defense.

**PERSONAL:** Played high school football at Lake Howell in Winter Park, Fla. ... five-star linebacker by multiple outlets ... Father Willie Jones, Sr. starred for Florida State at defensive end, a position also played by his brother Willie Jones, Jr. ... collected 126 tackles, including 12 for losses and 4 sacks as a senior and finished his three-year Lake Howell career with 326 tackles ... participated in the Under Armour All-Star Game.





## CHRISTIAN JONES' NFL STATISTICS

## REGULAR SEASON

Year	Team	GP	GS	Tackles				Interceptions				Fumbles			Misc.			
				Tot	S	A	Sk	Yds	No	Yds	Lg	TD	PD	FF	FR	Yds	TFL	STT
2014	Chicago	16	5	98	54	44	2.0	4.0	0	0	-	0	0	0	1	2	2.0	11
2015	Chicago	15	13	98	70	28	0.0	0.0	0	0	-	0	4	0	1	0	2.0	4
2016	Chicago	16	2	8	5	3	0.0	0.0	0	0	-	0	1	0	0	0	0.0	11
<b>NFL Totals</b>		<b>47</b>	<b>20</b>	<b>204</b>	<b>129</b>	<b>75</b>	<b>2.0</b>	<b>4.0</b>	<b>0</b>	<b>0</b>	<b>0</b>	<b>0</b>	<b>5</b>	<b>0</b>	<b>2</b>	<b>2</b>	<b>4.0</b>	<b>26</b>

## SEASON / CAREER / PLAYOFF HIGHS

	2016	Career	Playoff
<b>Tackles</b> .....	3, at DAL (9/25)	18, vs. DET (12/21/14)	None
<b>Solos</b> .....	3, at DAL (9/25)	13, vs. DET (12/21/14)	None
<b>Tackles For Loss</b> .....	None	1, three times	None
<b>Sacks</b> .....	None	1, twice	None

## CHRISTIAN JONES' GAME-BY-GAME DEFENSIVE STATS 6-14 Regular Season Starting Record (1-1 Postseason Record)

## 2014 CHICAGO BEARS

Date	W/L	Opp.	Tkls-5	Sk-YL	INT-Yds	PD	FF	FR	TFL
9/7	L	BUF	0-0	0-0	0-0	0	0	0	0
9/14	W	at SF	0-0	0-0	0-0	0	0	0	0
9/22	W	at NYJ	0-0	0-0	0-0	0	0	0	0
9/28	L	GB	0-0	0-0	0-0	0	0	0	0
10/5	L	at CAR	4-1	0-0	0-0	0	0	0	0.5
10/12*	W	at ATL	6-3	0-0	0-0	0	0	0	0
10/19	L	MIA	2-1	0-0	0-0	0	0	0	0
10/26*	L	at NE	16-7	0-0	0-0	0	0	0	0
11/9	L	at GB	5-3	0-0	0-0	0	0	0	1
11/16	W	MIN	0-0	0-0	0-0	0	0	0	0
11/23	W	TB	8-5	0-0	0-0	0	0	1	0
11/27	L	at DET	9-2	0-0	0-0	0	0	0	0.5
12/4	L	DAL	8-5	0-0	0-0	0	0	0	0
12/15*	L	NO	15-8	0-0	0-0	0	0	0	0
12/21*	L	DET	18-13	1-1	0-0	0	0	0	0
12/28*	L	at MIN	7-6	1-3	0-0	0	0	0	0
<b>Totals</b>	<b>1-4</b>		<b>98-54</b>	<b>2-4</b>	<b>0-0</b>	<b>0</b>	<b>0</b>	<b>1</b>	<b>2</b>

## 2016 CHICAGO BEARS

Date	W/L	Opp.	Tkls-5	Sk-YL	INT-Yds	PD	FF	FR	TFL
9/11	L	at HOU	0-0	0-0	0-0	0	0	0	0
9/19	L	PHI	0-0	0-0	0-0	0	0	0	0
9/25	L	at DAL	3-3	0-0	0-0	0	0	0	0
10/2	W	DET	0-0	0-0	0-0	0	0	0	0
10/9*	L	at IND	1-1	0-0	0-0	0	0	0	0
10/16*	L	JAX	2-1	0-0	0-0	1	0	0	0
10/20	L	at GB	1-0	0-0	0-0	0	0	0	0
10/31	W	MIN	0-0	0-0	0-0	0	0	0	0
11/13	L	at TB	0-0	0-0	0-0	0	0	0	0
11/20	L	at NYG	0-0	0-0	0-0	0	0	0	0
11/27	L	at TEN	0-0	0-0	0-0	0	0	0	0
12/4	W	SF	0-0	0-0	0-0	0	0	0	0
12/11	L	at DET	0-0	0-0	0-0	0	0	0	0
12/18	L	GB	0-0	0-0	0-0	0	0	0	0
12/24	L	WAS	0-0	0-0	0-0	0	0	0	0
1/1	L	at MIN	1-0	0-0	0-0	0	0	0	0
<b>Totals</b>	<b>0-2</b>		<b>8-5</b>	<b>0-0</b>	<b>0-0</b>	<b>1</b>	<b>0</b>	<b>0</b>	<b>0</b>

\*Denotes Game Started

## 2015 CHICAGO BEARS

Date	W/L	Opp.	Tkls-5	Sk-YL	INT-Yds	PD	FF	FR	TFL
9/13*	L	GB	9-7	0-0	0-0	0	0	0	0
9/20*	L	ARI	6-4	0-0	0-0	0	0	0	0
9/27	L	at SEA	8-6	0-0	0-0	0	0	0	0
10/4*	W	OAK	5-4	0-0	0-0	0	0	0	1
10/11*	W	at KC	8-6	0-0	0-0	1	0	0	0
10/18*	L	at DET	9-6	0-0	0-0	1	0	0	0
11/1*	L	MIN	6-4	0-0	0-0	0	0	0	1
11/9*	W	at SD	9-7	0-0	0-0	1	0	1	0
11/15*	W	at STL	3-3	0-0	0-0	0	0	0	0
11/22*	L	DEN	8-4	0-0	0-0	0	0	0	0
11/26	W	at GB	6-5	0-0	0-0	0	0	0	0
12/6*	L	SF	2-2	0-0	0-0	0	0	0	0
12/13*	L	WAS	8-4	0-0	0-0	0	0	0	0
12/20	L	at MIN			INACTIVE				
12/27*	W	at TB	6-4	0-0	0-0	1	0	0	0
1/3*	L	DET	5-4	0-0	0-0	0	0	0	0
<b>Totals</b>	<b>5-8</b>		<b>98-70</b>	<b>0-0</b>	<b>0-0</b>	<b>4</b>	<b>0</b>	<b>1</b>	<b>2</b>



# 29 HAROLD JONES-QUARTEY

**Ht:** 5-11**Wt:** 210**Age:** 24**College:** Findlay**Bears Season:** 2**NFL Season:** 2**Acquired:** Acquired from waivers in 2015 (ARI)

## DEFENSIVE BACK

**PRO CAREER:** Begins second NFL season, appearing in 13 games with 4 starts for the Chicago Bears (2015) ... owns 29 tackles, 1 interceptions 3 pass breakups and 1 forced fumble ... 6 STTs ... originally entered the league as an undrafted free agent with the Arizona Cardinals (2015) ... he and teammate Jonathan Anderson became the first pair of undrafted rookies to record interceptions in the same season in Bears history.

**CAREER TRANSACTIONS:** Signed with the Arizona Cardinals as an undrafted free agent (5/11/15) ... waived by Arizona (9/5/15) ... acquired from waivers by the Chicago Bears (9/6/15). **SIGNED THROUGH 2017.**

**2016 SEASON:** Appeared in all 16 games with 12 starts (Games 1-9, 12-13 & 16), recording 82 tackles 4 pass breakups, 2 TFLs, and 1 interception ... picked off Jameis Winston for the second time in his career vs. TB (11/13/16) ... added 4 STTs.

**GAMES PLAYED-STARTED: 16-12**

**PREVIOUS SEASONS: 2015:** Played in 13 games (Games 1-6 & 10-16), starting 4 (Games 5-6 & 16), producing 29 tackles, 1 interception, 3 pass breakups and 1 forced fumble ... added 6 STTs ... recorded first career interception and first career forced fumble in Game 15 ... he and teammate Jonathan Anderson became the first pair of undrafted rookies to record interceptions in the same season in Bears history. **GAMES PLAYED-STARTED: 13-4**

**COLLEGE:** Played in 43 games in four seasons at Division II Findlay, where he totaled 241 tackles, 9 TFLs, 4 INTs, 21 pass breakups and 3 forced fumbles ... added 23 receptions for 294 yards and a TD while playing wide receiver his first two seasons ... earned all-conference honors each of his last two seasons after moving to safety full-time ... honorable mention All-American by D2Football.com and second-team all-conference choice as a senior in 2014, when he led the team with 105 tackles and ranked third in the conference with 70 solo stops ... also had 1.5 sacks, 3.5 TFLs, 8 pass breakups, a forced fumble and a fumble recovery in 11 games ... earned first-team all-league honors as a junior, his first year playing defense full-time ... started all 11 games and posted a team-high 92 tackles, 4.5 TFLs, 3 INTs, 12 pass breakups and a forced fumble.

**PERSONAL:** Attended Horizon Science (Columbus, Ohio) Academy where he was a three-time letter winner ... earned all-district honors twice.

### HAROLD JONES-QUARTEY'S CAREER STATISTICS

**REGULAR SEASON**

Year	Team	GP	GS	Tackles				Interceptions					Fumbles			Misc.		
				Tot	S	A	Sk	Yds	No	Yds	Lg	TD	PD	FF	FR	Yds	TFL	STT
2015	Chicago	13	4	29	21	8	0.0	0.0	1	23	23	0	3	1	0	0	0.0	6
2016	Chicago	16	12	82	67	15	0.0	0.0	1	0	0	0	4	0	0	0	2.0	4
<b>NFL Totals</b>		<b>29</b>	<b>16</b>	<b>111</b>	<b>88</b>	<b>23</b>	<b>0.0</b>	<b>0.0</b>	<b>2</b>	<b>23</b>	<b>23</b>	<b>0</b>	<b>7</b>	<b>1</b>	<b>0</b>	<b>0</b>	<b>2.0</b>	<b>10</b>

**SEASON / CAREER / PLAYOFF HIGHS**

	2016	Career	Playoff
<b>Tackles</b> .....	11, vs. SF (12/4)	Same	None
<b>Solos</b> .....	9, vs. SF (12/4)	Same	None
<b>Tackles For Loss</b> .....	1, twice	Same	None
<b>Interceptions</b> .....	1, at TB (11/13)	1, twice	None



## HAROLD JONES-QUARTEY GAME-BY-GAME DEFENSIVE STATS

## 2015 CHICAGO BEARS

Date	W/L	Opp.	Tkls-S	Sk-YL	INT-Yds	PD	FF	FR	TFL
9/13	L	GB	0-0	0-0	0-0	0	0	0	0
9/20	L	ARI	0-0	0-0	0-0	0	0	0	0
9/27	L	at SEA	0-0	0-0	0-0	0	0	0	0
10/4	W	OAK	3-2	0-0	0-0	0	0	0	0
10/11	W	at KC	6-4	0-0	0-0	0	0	0	0
10/18	L	at DET	7-3	0-0	0-0	0	0	0	0
11/1	L	MIN							
11/9	W	at SD							
11/15	W	at STL							
11/22	L	DEN	0-0	0-0	0-0	0	0	0	0
11/26	W	at GB	0-0	0-0	0-0	0	0	0	0
12/6	L	SF	0-0	0-0	0-0	0	0	0	0
12/13	L	WAS	0-0	0-0	0-0	0	0	0	0
12/20	L	at MIN	0-0	0-0	0-0	0	0	0	0
12/27*	W	at TB	5-4	0-0	1-23	3	1	0	0
1/3*	L	DET	8-8	0-0	0-0	0	0	0	0
<b>Totals</b>	<b>2-2</b>		<b>29-21</b>	<b>0-0</b>	<b>1-23</b>	<b>3</b>	<b>1</b>	<b>0</b>	<b>0</b>

## 2016 CHICAGO BEARS

Date	W/L	Opp.	Tkls-S	Sk-YL	INT-Yds	PD	FF	FR	TFL
9/11*	L	at HOU	9-6	0-0	0-0	0	0	0	0
9/19*	L	PHI	8-6	0-0	0-0	0	0	0	1
9/25*	L	at DAL	4-2	0-0	0-0	0	0	0	0
10/2*	W	DET	7-6	0-0	0-0	0	0	0	0
10/9*	L	at IND	1-1	0-0	0-0	1	0	0	0
10/16*	L	JAX	6-4	0-0	0-0	1	0	0	0
10/20*	L	at GB	8-7	0-0	0-0	0	0	0	0
10/31*	W	MIN	4-4	0-0	0-0	0	0	0	0
11/13*	L	at TB	6-5	0-0	1-0	1	0	0	0
11/20	L	at NYG	0-0	0-0	0-0	0	0	0	0
11/27	L	TEN	0-0	0-0	0-0	0	0	0	0
12/4*	W	SF	11-9	0-0	0-0	0	0	0	1
12/11*	L	at DET	5-5	0-0	0-0	0	0	0	0
12/18	L	GB	0-0	0-0	0-0	0	0	0	0
12/24	L	WAS	7-6	0-0	0-0	0	0	0	0
1/1*	L	at MIN	6-6	0-0	0-0	1	0	0	0
<b>Totals</b>	<b>0-1</b>		<b>82-67</b>	<b>0-0</b>	<b>1-0</b>	<b>4</b>	<b>0</b>	<b>0</b>	<b>2</b>



# 64 ERIC KUSH

Ht: 6-4

Wt: 313

Age: 28

College: California (Pa.)

Bears Season: 2

NFL Season: 4

Acquired: Acquired from waivers in 2016 (LAR)

## OFFENSIVE LINE

**PRO CAREER:** Appeared in 18 games with 5 starts over 4 seasons with the Kansas City Chiefs (2013), St. Louis Rams (2015) and Chicago Bears (2016).

**CAREER TRANSACTIONS:** Drafted in the 6th round (170th overall) of the 2013 NFL Draft by the Kansas City Chiefs ... waived by the Chiefs (9/5/15) ... signed with the Tampa Bay Buccaneers (9/6/15) ... waived by the Buccaneers (9/14/15) ... signed to the Carolina Panthers practice squad (9/16/15) ... waived by Panthers (10/27/15) ... signed with the Houston Texans (11/3/15) ... waived by Texans (11/15/15) ... signed with the St. Louis Rams (11/17/15) ... waived by Rams (9/3/16) ... signed with Bears (9/4/16).

**2016 SEASON:** Appeared in 8 games with 4 starts at LG. **GAMES PLAYED-STARTED: 8-4**

**PREVIOUS SEASONS: 2015:** Appeared in 7 games for the Rams. **2013:** Appeared in 3 games with 1 start for Chiefs.

**COLLEGE: 2012:** Selected to East-West Shrine Game ... D2Football.com Second-Team All-American ... Daktronics Second-Team All-Region ... Don Hansen Third-Team All-Region ... All-PSAC West First-Team ... started all 11 games with 10 starts at center ... member of Cal U AD Honor Roll (Fall 2012). **2011:** DeMichela Award ... started 12 games at center ... member of Cal U AD Honor Roll (Fall 2011). **2010:** Started nine games at left tackle ... member of Cal U AD Honor Roll (Fall 2010). **2009:** Played in 15 games as a reserve offensive lineman and on special teams ... member of Cal U AD Honor Roll (Spring 2010). **2008:** Medical redshirt ... appeared in two games as a true freshman ... made college debut against Lake Erie ... member of Cal U AD Honor Roll (Spring 2009).

**PERSONAL:** Attended Chartiers Valley ... second-team all-state, first-team all-conference, East-West All-Star.

## ERIC KUSH'S NFL STATISTICS

### REGULAR SEASON

**GAMES PLAYED-STARTED - 18-5:** 2013 KC (3-1); 2015 STL (7-0); 2016 CHI (8-4).



# 44 NICK KWIATKOSKI

**Ht:** 6-2**Wt:** 242**Age:** 24**College:** West Virginia**Bears Season:** 2**NFL Season:** 2**Acquired:** 4th round of 2016 draft (113th overall)

## LINEBACKER

**PRO CAREER:** Enters second NFL season with the Bears, recording 52 tackles, 5 TFLs, 1 forced fumble, 1 sack and 1 pass break up.

**CAREER TRANSACTIONS:** Drafted in the 4th round (113th overall) of the 2016 Draft by the Chicago Bears.

**2016 SEASON:** Recorded 52 tackles, 5 TFLs, 1 forced fumble, 1 sack and 1 pass breakup in 14 games (7 starts) as a rookie ... made 10 tackles vs. SF (12/4) ... posted a team-high in tackles twice (6 vs. TEN 11/27 & 9 at DET 12/11). **GAMES PLAYED-STARTED:** 14-7

**COLLEGE:** Appeared in 48 games with 37 starts in four seasons (2012-15) for West Virginia, notching 303 tackles, 28 TFLs, 6 interceptions, 2 sacks, 3 forced fumbles and 3 pass breakups ... earned first-team all-Big 12 following his senior season ... saw action in 13 games with 13 starts, posting 86 tackles, 10 TFLs, 3 interceptions and 1 forced fumble as a senior ... 86 tackles led WVU and placed 16th in the Big 12 ... earned first-team all-Big 12 honors ... started in all 13 games, leading the Mountaineers in tackles (103) and TFLs (11.5) as a junior ... added 4 pass breakups ... 71 solo tackles ranked fifth in the Big 12 while 103 tackles ranked ninth ... 11.5 TFLs ranked tied for 12th in the Big 12 ... named to Phil Steele's all-Big 12 second-team as a sophomore ... started 10-of-10 contests ... moved to Will linebacker in spring ... his 86 tackles ranked fifth in the Big 12 and first on WVU ... placed second on the team with 3 interceptions ... added 6.5 TFLs, 2 sacks and 2 forced fumbles ... started 1/12 games for the Mountaineers, finishing with 28 tackles and 3 pass breakups as a redshirt freshman.

**PERSONAL:** Played wide receiver and safety at Bethel Park H.S. (Bethel Park, Pa.) ... missed first two months of his senior season with a back injury ... led Bethel Park to the second round of the WPIAL playoffs and a top-10 ranking in the state as a senior ... Selected to play in the Chesapeake Bowl.

**2016 CHICAGO BEARS**

Date	W/L	Opp.	Tkls-S	Sk-YL	INT-Yds	PD	FF	FR	TFL
9/11	L	at HOU			INACTIVE				
9/19	L	PHI			INACTIVE				
9/25*	L	at DAL	4-2	0-0	0-0	0	0	0	0
10/2	W	DET	2-1	0-0	0-0	0	0	0	0
10/9	L	at IND	0-0	0-0	0-0	0	0	0	0
10/16	L	JAX	1-1	0-0	0-0	0	0	0	0
10/20	L	at GB	1-1	0-0	0-0	0	0	0	0
10/31	W	MIN	0-0	0-0	0-0	0	0	0	0
11/13	L	at TB	1-0	0-0	0-0	0	0	0	0
11/20	L	at NYG	0-0	0-0	0-0	0	0	0	0
11/27*	L	TEN	6-4	0-0	0-0	0	0	0	0
12/4*	W	SF	10-9	0-0	0-0	2	0	0	2
12/11*	L	at DET	9-7	1-0	0-0	0	0	0	1
12/18*	L	GB	6-5	0-0	0-0	0	0	0	1
12/24*	L	WAS	8-7	0-0	0-0	0	0	0	0
1/1*	L	at MIN	4-3	0-0	0-0	0	0	0	1
<b>Totals</b>	<b>1-6</b>		<b>52-39</b>	<b>1-0</b>	<b>0-0</b>	<b>2</b>	<b>0</b>	<b>0</b>	<b>5</b>

\*Denotes Games Started


### NICK KWIATKOSKI'S CAREER STATISTICS

**REGULAR SEASON**

Year	Team	GP	GS	Tackles				Interceptions				Fumbles			Misc.			
				Tot	S	A	Sk	Yds	No	Yds	Lg	TD	PD	FF	FR	Yds	TFL	STT
2016	Chicago	14	7	52	39	13	1.0	0.0	0	0	-	0	1	1	0	0	5.0	2

**SEASON / CAREER / PLAYOFF HIGHS**

	2016	Career	Playoff
Tackles	10, vs. SF (12/4)	Same	None
Solos	9, vs. SF (12/4)	Same	None
Tackles For Loss	2, vs. SF (12/4)	Same	None
Sacks	1, at DET (12/11)	Same	None



# 33 JEREMY LANGFORD

**Ht:** 6-0

**Wt:** 211

**Age:** 26

**College:** Michigan State

**Bears Season:** 3

**NFL Season:** 3

**Acquired:** 4th round of the 2015 draft (106th overall)

## RUNNING BACK

**PRO CAREER:** Begins third professional season, starting 5 of 28 contests, carrying the ball 210 times for 737 yards (3.5 avg) and 10 touchdowns and grabbing 41 receptions for 421 yards (10.3 avg) and a score ... also has a 2-point conversion run and 1 STT ... one of three players in franchise history with 100 receiving yards, 1 rushing touchdown and 1 receiving touchdown in a single game (109 receiving yards, 1 receiving touchdown and 1 rushing touchdown in Game 9 at St. Louis) along with Walter Payton and Gale Sayers.

**CAREER TRANSACTIONS:** Selected by the Chicago Bears in the 4th round (106th overall) in the 2015 NFL Draft ... signed with the Bears (5/5/15). **SIGNED THROUGH 2018.**

**2016 SEASON:** Appeared in 12 games (Games 1-3 & 8-16) with 3 starts (Games 1-3), rushing for 200 yards on 62 attempts (3.2 avg) and 4 touchdowns and caught 19 passes for 142 yards (7.5 avg) ... ranked 2nd on the team in touchdowns and rushing yards. **GAMES PLAYED-STARTED: 12-3**

**PREVIOUS SEASON: 2015:** Appeared in all 16 contests with 2 starts (Games 9-10), rushing for 537 yards on 148 attempts (3.6 avg) and 6 touchdowns and notching 22 receptions for 279 yards (12.7 avg) and 1 touchdown ... added a 2-point conversion run and 1 STT ... amongst NFL rookies, ranked 9th in yards from scrimmage, 7th in rushing yards and 5th in receiving yards and 5th in total touchdowns among rookie RBs ... one-of-three players in franchise history with 100 receiving yards, 1 rushing touchdown and 1 receiving touchdown in a single game (109 receiving yards, 1 receiving touchdown and 1 rushing touchdown in Game 9 at St. Louis) along with Walter Payton and Gale Sayers ... one of three rookies in NFL history with 70 rushing yards, a rushing touchdown, 100 receiving yards and a receiving TD in the same game (73 rushing yards, 1 rush touchdown, 109 receiving yards, 1 receiving touchdown in Game 9 at St. Louis) along with Jahvid Best (9/19/2010) and Gale Sayers (10/3/1965).

**COLLEGE:** Four-year letterwinner out of Michigan State ... rushed for 2,967 yards on 577 carries (5.1 avg) with 40 touchdowns in his career ... appeared in 50 career games, starting 27 ... finished his Spartan career ranked among MSU's all-time leaders in rushing TDs (2nd with 40), rushing yards (8th with 2,967) and carries (9th with 577) ... scored the most rushing touchdowns (40) in a two-season span in school history ... finished with 18 career 100-yard rushing games, third most in MSU history ... closed his career in conference games by rushing for more than 100 yards in 16 consecutive games against Big Ten opponents, an FBS record for regular-season conference games since STATS began tracking such records in 1996 ... added 39 receptions for 219 yards (5.6 avg) and 1 touchdown ... entered the program as a running back, but also spent time at cornerback and wide receiver during his career.

**PERSONAL:** Two-way starter at John Glenn High School in Westland, Mich. ... named to SuperPrep's and PrepStar's All-Midwest Teams ... ranked among the nation's top 100 running backs by Scout.com (No. 73) ... Associated Press Division 1-2 All-State selection ... named to The Detroit News All-Metro West and Detroit Free Press All-West Teams ... rushed 205 times for 1,932 yards (9.4 avg.) and 24 touchdowns as a senior.



## JEREMY LANGFORD'S NFL STATISTICS

## REGULAR SEASON

Year	Team	GP-GS	Rush	Yds	Avg	Lg	TD	Rec	Yds	Avg	Lg	TD	STT
2015	Chicago	16-2	148	537	3.6	23	6	22	279	12.7	83t	1	1
2016	Chicago	12-3	62	200	3.2	23	4	19	142	7.5	19	0	0
<b>NFL totals</b>		<b>28-5</b>	<b>210</b>	<b>737</b>	<b>3.5</b>	<b>23</b>	<b>10</b>	<b>41</b>	<b>421</b>	<b>10.3</b>	<b>83t</b>	<b>1</b>	<b>1</b>

**ADDITIONAL STATS: 2-pt conversions - 1: 2015 - 1 (1 rushing).**

## SEASON / CAREER / PLAYOFF HIGHS

	2016	Career	Playoff
Rushes.....	17, at HOU (9/11)	20, at STL (11/15/15)	None
Rushing Yards.....	57, at HOU (9/11)	83, at TB (12/27/15)	None
Longest Run.....	23, at DAL (9/25)	23, twice	None
Rushing TDs.....	1, four times	1, ten times	None
Receptions.....	4, at TB (11/13)	7, at STL (11/15/15)	None
Receiving Yards.....	30, at NYG (11/20)	109, at STL (11/15/15)	None
Longest Reception.....	19, at MIN (1/1/17)	83t, at STL (11/15/15)	None
Receiving TDs.....	None	1, at STL (11/15/15)	None


## JEREMY LANGFORD'S GAME-BY-GAME STATISTICS

## 2015 CHICAGO BEARS

Date	W/L	Opp.	Rush	Yards	Avg.	Lg	TD	Rec.	Yards	Avg.	Lg	TD
9/13	L	GB	1	1	1.0	1	0	0	0	-	-	0
9/20	L	ARI	6	21	3.5	6	1	0	0	-	-	0
9/27	L	at SEA	0	0	-	-	0	0	0	-	-	0
10/4	W	OAK	1	4	4.0	4	0	0	0	-	-	0
10/11	W	at KC	2	-2	-1.0	0	0	1	14	14.0	14	0
10/18	L	at DET	5	10	2.0	6	1	1	17	17.0	17	0
11/1	L	MIN	12	46	3.8	9	0	0	0	-	-	0
11/9	W	at SD	18	72	4.0	16	1	3	70	23.3	31	0
11/15*	W	at STL	20	73	3.7	23	1	7	109	15.6	83t	1
11/22*	L	DEN	13	25	1.9	5	1	3	17	5.7	9	0
11/26	W	at GB	12	48	4.0	14	1	1	5	5.0	5	0
12/6	L	SF	12	59	4.9	14	0	2	9	4.5	7	0
12/13	L	WAS	11	37	3.4	9	0	3	27	9.0	11	0
12/20	L	at MIN	11	46	4.2	10	0	1	11	11.0	11	0
12/27	W	at TB	19	83	4.4	11	0	0	0	-	-	0
1/3	L	DET	5	14	2.8	4	0	0	0	-	-	0
<b>Totals</b>	<b>1-1</b>		<b>148</b>	<b>537</b>	<b>3.6</b>	<b>23</b>	<b>6</b>	<b>22</b>	<b>279</b>	<b>12.7</b>	<b>83t</b>	<b>1</b>

## 2016 CHICAGO BEARS

Date	W/L	Opp.	Rush	Yards	Avg.	Lg	TD	Rec.	Yards	Avg.	Lg	TD
9/11*	L	at HOU	17	57	3.4	15	1	2	6	3.0	5	0
9/19*	L	PHI	11	28	2.5	16	1	1	6	6.0	6	0
9/25*	L	at DAL	3	31	10.3	23	0	2	15	7.5	10	0
10/2	W	DET										0
10/9	L	at IND										0
10/16	L	JAX										0
10/20	L	at GB										0
10/31	W	MIN	0	0	0.0	-	0	1	11	11.0	11	0
11/13	L	at TB	2	16	8.0	13	0	4	10	2.5	5	0
11/20	L	at NYG	6	8	1.3	6	1	3	30	10.0	14	0
11/27	L	TEN	1	5	5.0	5	0	0	0	0.0	-	0
12/4	W	SF	1	2	2.0	2	0	0	0	0.0	-	0
12/11	L	at DET	3	4	1.3	3	0	1	1	1.0	1	0
12/18	L	GB	1	4	4.0	4	0	1	18	18.0	18	0
12/24	L	WAS	7	19	2.7	5	1	1	4	4.0	4	0
1/1	L	at MIN	10	26	2.6	5	0	3	41	13.7	19	0
<b>Totals</b>	<b>0-3</b>		<b>62</b>	<b>200</b>	<b>3.2</b>	<b>23</b>	<b>4</b>	<b>19</b>	<b>142</b>	<b>7.5</b>	<b>19</b>	<b>0</b>



# 22 CRE'VON LEBLANC

Ht: 5-11

Wt: 190

Age: 23

College: Florida Atlantic

Bears Season: 2

NFL Season: 2

Acquired: Acquired from waivers in 2016 (NE)

## DEFENSIVE BACK

**PRO CAREER:** Appeared in 13 games with 9 starts as a rookie, recording 46 tackles, 13 pass breakups and 2 interceptions ... returned an interception for a touchdown at DET (12/11/16), making the Bears the only team in the NFL to have two rookies record a defensive touchdown in 2016 (Leonard Floyd) and the first pair of Bears rookies to record a defensive touchdown since at least 1960.

**CAREER TRANSACTIONS:** Signed with the New England Patriots as an undrafted free agent out of Florida Atlantic (5/6/16) before being waived prior to the start of the 2016 regular season (9/3/16) ... signed with Chicago Bears (9/4/16).

**SIGNED THROUGH 2018.**

**2016 SEASON:** Appeared in 13 games (Games 2-14 & 16) with 9 starts (Games 7-14 & 16), recording 46 tackles, 13 pass breakups and 2 interceptions (1 returned for a touchdown) ... 2 interceptions tied for the team lead ... one of two players on Bears team to record a defensive touchdown. **GAMES PLAYED-STARTED: 13-9**

**COLLEGE:** Earned second team All C-USA honors at season's end and was named the team's Defensive MVP.

**PERSONAL:** Played for Roosevelt Blackmon at Glades Central High School in Belle Glade, Fla., where he recorded five interceptions, 75 tackles and one sack ... was credited with 10 pass breakups and three forced fumbles ... returned one punt and a kick for a score as a senior ... named first team all-area as both a junior and senior ... Nike South Florida All-Star.

### CRE'VON LEBLANC'S NFL STATISTICS

#### REGULAR SEASON

Year	Team	Tackles							Interceptions					Fumbles			Misc.	
		GP	GS	Tot	S	A	Sk	Yds	No	Yds	Lg	TD	PD	FF	FR	Yds	TFL	STT
2016	Chicago	13	9	46	36	10	0.0	0.0	2	24	24t	1	13	0	0	0	0.0	0

**ADDITIONAL STATS: 2016:** 5 punt returns for 43 yards (8.6 avg.)

#### SEASON / CAREER / PLAYOFF HIGHS

	2016	Career	Playoff
Tackles	6, at GB (10/20)	Same	None
Solos	6, vs. GB (12/18)	Same	None
Pass Defenses	3, twice	Same	None
Interceptions	1, twice	Same	None

#### 2016 CHICAGO BEARS

Date	W/L	Opp.	Tkls-S	Sk-YL	INT-Yds	PD	FF	FR	TFL
9/11	L	at HOU			INACTIVE				
9/19	L	PHI			INACTIVE				
9/25	L	at DAL	2-1	0-0	0-0	0	0	0	0
10/2	W	DET	3-2	0-0	0-0	0	0	0	0
10/9	L	at IND	2-1	0-0	0-0	2	0	0	0
10/16	L	JAX	2-1	0-0	0-0	0	0	0	0
10/20*	L	at GB	6-6	0-0	0-0	3	0	0	0
10/31*	W	MIN	4-3	0-0	0-0	0	0	0	0
11/13*	L	at TB	5-2	0-0	0-0	1	0	0	0
11/20*	L	at NYG	4-4	0-0	0-0	0	0	0	0
11/27*	L	TEN	5-4	0-0	0-0	2	0	0	0
12/4*	W	SF	3-3	0-0	0-0	0	0	0	0
12/11*	L	at DET	4-4	0-0	1-24	3	0	0	0
12/18*	L	GB	4-3	0-0	0-0	2	0	0	0
12/24	L	WAS			INACTIVE				
1/1*	L	at MIN	2-2	0-0	1-0	0	0	0	0
<b>Totals</b>	<b>2-7</b>	<b>48-36</b>	<b>0-0</b>	<b>2-24</b>	<b>13</b>	<b>0</b>	<b>0</b>	<b>0</b>	<b>0</b>

\*Denotes Games Started



72

CHARLES  
LENO, JR.**Ht:** 6-3**Wt:** 305**Age:** 26**College:** Boise State**Bears Season:** 4**NFL Season:** 4**Acquired:** 7th round of the 2014 draft (246th overall)

## OFFENSIVE LINE

**PRO CAREER:** Appeared in 38 contests with 30 starts in three seasons with Chicago (2014-16) ... owns 29 starts at LT and 1 start as a sixth eligible lineman ... in 2015, helped the Bears offense to franchise's fourth-highest single-season gross passing total in 2015 (3,843 yards), fifth-highest single-season net passing total (3,660 yards) and sixth highest total for net yards (5,514) ... made NFL debut on November 9, 2014 at Green Bay ... made first NFL start on November 16, 2014 versus Minnesota as a sixth eligible lineman.

**CAREER TRANSACTIONS:** Selected by the Chicago Bears in the 7th round (246th overall) of the 2014 NFL Draft ... signed 4-year contract with the Bears (5/13/14). **SIGNED THROUGH 2017.**

**2016 SEASON:** Started all 16 games at LT ... one of only two offensive players to start every game ... helped pave the way for rookie Jordan Howard to 1,313 rushing yards (2nd in NFL) ... helped the Bears to the 3rd most passing yards (gross and net) in franchise history. **GAMES PLAYED-STARTED: 16-16**

**PREVIOUS SEASONS: 2015:** Appeared in all 16 contests, with 13 starts (Games 4-16) at LT... helped the Bears offense to franchise's fourth-highest single-season gross passing total in 2015 (3,843 yards), fifth-highest single-season net passing total (3,660 yards) and sixth highest total for net yards (5,514). **2014:** Appeared in 6 contests with 1 start in his rookie season with the Bears, spending most of his time as a sixth eligible lineman ... made NFL debut at Green Bay (11/9) and first career start a week later vs. MIN (11/6) as a sixth eligible lineman ... saw action in Games 9-14 ... inactive Games 1-5, 7 and 8 and 16, while active but did not play in Games 6 and 15.

**COLLEGE:** Concluded his collegiate career at Boise State (2010-13) having started 39 consecutive games, including each of the last 26 at left tackle ... saw action in 49 games, accounting for 39 touchdown saving blocks and 245 knockdowns ... also blocked a field goal attempt on special teams ... named first-team All-Mountain West tackle as a senior and second-team all-conference as a junior ... a part of offensive line that ranked sixth nationally in sacks allowed (0.77 per game) as a junior and led the nation as a sophomore (0.62 per game).


**PERSONAL:** Played football and basketball, earning three varsity letters in each sport at San Leandro High School (San Leandro, Calif.) ... named first team all-conference as an offensive tackle and second-team all-conference as a defensive end as a senior ... earned honorable mention all-conference honors on offense as a junior ... also named first-team All-Metro, first-team all-East Bay and was selected to the "Cream of the Crop" Bay Area, which includes the top 22 players in the region.

## CHARLES LENO'S NFL STATISTICS

## REGULAR SEASON

**GAMES PLAYED-STARTED - 38-30:** 2014 CHI (6-1); 2015 CHI (16-13); 2016 CHI (16-16).





# 75 KYLE LONG

**Ht:** 6-6

**Wt:** 320

**Age:** 29

**College:** Oregon

**Bears Season:** 5

**NFL Season:** 5

**Acquired:** 1st round of the 2013 draft (20th overall)

## OFFENSIVE LINE

**PRO CAREER:** Three-time Pro Bowler, becoming first Bears player since Brian Urlacher (2000-02) to be named to the Pro Bowl in each of his first three professional football seasons and seventh Bears player to accomplish the feat overall (Long, Urlacher, Gale Sayers, Dick Butkus, Mike Ditka, Rick Casares and Harlon Hill) ... first Bears offensive lineman ever to be named to Pro Bowl in each of his first three professional football seasons ... has started 55 games (39 at RG and 16 at RT) in four NFL seasons (2013-16) with Chicago ... helped pave the way for 1,000-yard rusher three times (M. Forte: 1,339 in 2013 and 1,038 in 2014 and Jordan Howard: 1,313 in 2016) ... named to the PFWA's All-Rookie team in 2013 ... was the first Bears offensive lineman to reach the Pro Bowl since 2006 (R. Brown/O. Kreuzt), the first Bears rookie to make the Pro Bowl squad since 2009 (J. Knox) and the first Bears rookie to make the Pro Bowl as a non-specialist since 2000 (B. Urlacher).

**HONORS AND AWARDS:** **2015:** Pro Bowl. **2014:** Pro Bowl; second team All-Pro (AP). **2013:** Pro Bowl; All-Rookie (PFWA, Gil Brandt & Mel Kiper).

**CAREER TRANSACTIONS:** Selected by the Chicago Bears in the 1st round (20th overall) of the 2013 NFL Draft ... signed 4-year contract with a 5th year option with the Bears (5/18/13). **SIGNED THROUGH 2017.**

**2016 SEASON:** Started 8 games at RG before being put on Injured Reserve. **GAMES PLAYED-STARTED: 8-8**


**PREVIOUS SEASONS:** **2015:** Started all 16 games at RT, en route to being named to his third consecutive Pro Bowl ... made his first career start at RT in Week 1 after spending his first two NFL seasons at RG ... helped the Bears offense to franchise's fourth-highest single-season gross passing total in 2015 (3,843 yards). **2014:** Named to second consecutive Pro Bowl after starting 15 contests at RG for the Bears ... inactive Game 15 due to hip injury ... helped pave way for 1,000-yard rusher for second-consecutive season as Matt Forte gained 1,038 yards. **2013:** Earned his first trip to the Pro Bowl and multiple All-Rookie teams after starting all 16 games at RG ... helped the Bears offense set numerous franchise marks including total net yards, gross passing yards, net passing yards, passing touchdowns and first downs gained ... helped the offensive line achieve its lowest sack total (30) since 2008 and its lowest sack percentage (4.9) since 1982.

**COLLEGE:** Played in 11 games at Oregon, starting his final 5 contests at LG in 2012 ... at Saddleback (Mission Viejo, Calif.) Community College was a LT for 11 games in 2011 and a reserve defensive end for 11 contests in 2010 ... redshirted as a freshman at Florida State after accepting a baseball scholarship from the university.

**PERSONAL:** Attended St. Anne's-Belfield (Ivy, Va.) High School, playing football for head coach John Blake ... competed as a two-way lineman in football and as a left-handed pitcher and first baseman for the baseball team ... earned all-state honors in both sports as a sophomore, junior and senior ... named to the Division II all-state team as both a defensive and offensive lineman as a junior ... in his last two seasons, he led the football team to back-to-back state championships ... in baseball, he was selected in the 23rd round of the 2008 Major League Baseball Draft by the Chicago White Sox, but decided to accept a baseball scholarship to Florida State ... brother, Chris, was a first round draft pick (2nd overall) in the 2008 NFL Draft by the St. Louis Rams and father, Howie, was an all-pro defensive end for the Oakland/Los Angeles Raiders and is a member of the Pro Football Hall of Fame.

### KYLE LONG'S NFL STATISTICS

**GAMES PLAYED-STARTED - 55-55:** 2013 CHI (16-16); 2014 CHI (15-15); 2015 CHI (16-16); 2016 CHI (8-8).

**70** **BOBBY MASSIE****Ht:** 6-6**Wt:** 320**Age:** 28**College:** Mississippi**Bears Season:** 2**NFL Season:** 6**Acquired:** Unrestricted free agent in 2016 (ARI)**OFFENSIVE LINE**

**PRO CAREER:** Entering his second season with the Bears, appearing in 69 games with 61 starts in four seasons with the Arizona Cardinals (2012-15) and one with the Bears (2016) ... part of an offensive line that allowed just 27 sacks in in 2015 (tied for 4th fewest in the NFL) and 28 sacks in 2014 (tied for the 6th fewest in the NFL) ... helped the Cardinals gain 6,692 yards from scrimmage in 2015, which ranked 2nd in the NFL and 2nd in franchise history ... one of six offensive linemen in the NFL that started all 16 contests as rookies in 2012 ... started 3 of 3 postseason contests.

**CAREER TRANSACTIONS:** Drafted in the 4th round (112th overall) of the 2012 NFL Draft by the Arizona Cardinals... Signed with Arizona (5/15/12)... Signed with the Chicago Bears (3/9/16). **SIGNED THROUGH 2018.**

**2016 SEASON:** Started 15 games at right tackle ... inactive Game 10 ... paved the way for rookie Jordan Howard to 1,313 rushing yards (2nd in NFL) ... helped the Bears to the 3rd most passing yards (gross and net) in franchise history. **GAMES PLAYED-STARTED: 15-15**

**PREVIOUS SEASONS: 2015:** Started the Cardinals final 14 games of the regular season and both playoff games at RT... helped Arizona gain 6,692 yards from scrimmage, which ranked 2nd in the NFL and 2nd in franchise annals ... part of an offensive line that allowed just 27 sacks (tied for 4th fewest in the NFL) ... on the reserve/suspended list for the first two games of the season. **2014:** Started every game at RT, the second time in three years ... part of line that allowed just 28 sacks on the season, tied for the 6th fewest in the NFL in 2014. **2013:** Played in 8 games, seeing time at RT and as an eligible extra blocker ... inactive for the first 6 games of the season ... active but DNP vs. Sea (10/17) ... made season debut vs. Atlanta (10/27). **2012:** Started all 16 games at RT in his rookie season ... was the only Cardinals rookie to start every game and was one of six rookie offensive linemen in the NFL to start all 16 games as a rookie.

**COLLEGE:** Appeared in 37 games at Ole Miss, starting the final 29 contests at RT ... played three years at Mississippi after attending Hargrave Military Academy following his senior year of high school ... two-time All-SEC selection, never allowed a QB sack while playing with the first unit offensive line and finished his career with 239 knockdowns and 29 TD-resulting blocks ... helped lead the way for 14 individual 100-yard rushing performances and two 200-yard performances ... as a junior in '11, earned third team All-SEC honors from the league's coaches and was named first-team All-SEC by the NFL Draft Report after starting all 12 games at RT ... recorded 102 knockdowns, the most by any offensive tackle in the league ... attended Hargrave (Chatham, Va.) Military Academy following high school, where he was rated the top prep player in the nation.

**PERSONAL:** Attended Liberty Christian (Lynchburg, Va.) Academy ... named All-State and All-Virginia Independent first team selection as an offensive tackle and nose guard ... as a senior, part of a defensive unit that allowed 117 points en route to capturing their second league title, ranking 20th in the state while compiling a 13-0 record ... posted 21 tackles, 4 sacks and 1 interception ... helped guide the team to a 10-1 record and the league title as a junior, producing 35 tackles, 6 sacks, a forced fumble and a fumble recovery for a defensive unit that allowed only 88 points for the season ... participated in the Offense-Defense All-America Bowl.

**BOBBY MASSIE'S NFL STATISTICS****REGULAR SEASON****GAMES PLAYED-STARTED - 69-61:** 2012 ARI (16-16); 2013 ARI (8-0); 2014 ARI (16-16); 2015 ARI (14-14); 2016 CHI (15-15).



# 27 SHERRICK McMANIS

**Ht:** 6-1

**Age:** 30

**Bears Season:** 6

**Acquired:** Trade with HOU in 2012

**Wt:** 192

**College:** Northwestern

**NFL Season:** 8

## DEFENSIVE BACK

**PRO CAREER:** Appeared in 94 contests (5 starts) over seven seasons with Houston (2010-11) and Chicago (2012-16), recording 29 tackles, 1 interception and 5 pass breakups ... has added 84 STTs, 1 blocked punt (which was returned by the Bears for a touchdown) 1 forced fumble and 2 fumble recoveries on special teams ... also owns 11 kickoff returns for 230 yards (20.9 avg) ... his 68 special teams tackles leads the Bears since joining the team 2012 ... has ranked in the top 3 on the Bears in special teams tackles all five previous seasons with the team (1st in 2016, 1st in 2015, 2nd in 2012 and 2014, 3rd in 2012).

**HONOR AND AWARDS:** **2012:** NFC Special Teams Player of the Week (11/4/12).

**CAREER TRANSACTIONS:** Selected by the Houston Texans in the 5th round (144th overall) of the 2010 NFL Draft (5/28/10) ... traded to the Chicago Bears (8/31/12) ... signed a one-year contract with the Bears (3/19/14) ... resigned with Chicago (4/1/15) ... resigned 2-year with the Bears (3/10/16). **SIGNED THROUGH 2017.**

**2016 SEASON:** Appeared in all 16 games as a reserve defensive back and special teams contributor ... recorded 3 tackles ... led team with 13 STTs ... **GAMES PLAYED-STARTED: 16-0**

**PREVIOUS SEASONS:** **2015:** Saw action in all 16 contests, starting 4 (Games 1, 3 & 5-6) in a 3 CB-set, collecting 19 tackles and 3 pass breakups ... led the Bears with a career-high 17 special teams tackles. **2014:** Appeared in 12 games, mostly on special teams ... missed Weeks 3-6 due to a quad injury suffered in Week 2, along with a knee injury suffered in practice in Week 6 ... racked up 13 special teams tackles which ranked second on the Bears ... added 1 fumble recovery off a muffed punt and 4 defensive tackles. **2013:** Played in 15 games with 1 start, the first of his career ... finished second on the Bears with 15 STTs ... picked-up 1 tackle and 1 PBU on defense. **2012:** Finished tied for third on the team with 10 STTs in 12 games played ... helped the Bears set a franchise record in punt coverage allowing 3.4 ypr ... recovered 1 fumble ... named NFC Special Teams Player of the Week after blocking a punt week 9 at TEN (11/4/12), which was returned for a Bears touchdown ... placed on IR with a knee injury 12/11. **2011:** Recorded 5 STTs in 9 games played in Houston ... returned 10 kickoffs for 205 yards (20.5 avg). **2010:** Saw action in 14 games with the Texans ... made 11 STTs, 2 defensive tackles (1 solo) and intercepted 1 pass.

**COLLEGE:** Sixth on Northwestern's career interceptions list with 9 and third on NU's career pass breakups list with 30 ... 2009 First Team All-Big Ten selection by media and second team all-conference choice by coaches ... team's 2009 defensive most valuable player ... ranked first in Big Ten and eighth nationally in INTs ... earned a postseason all-star invite to the 2010 East-West Shrine Game ... named to the Sporting News' 2006 Freshman All-Big Ten Team and was the team's special teams newcomer of the year recipient.

**PERSONAL:** Attended Richwoods High School (Peoria, Ill.) where he earned team MVP and all-state honors (played eight different positions his senior year) ... earned all-state honors from the Champaign-Urbana News-Gazette and Illinois Football Coaches Association ... first team Peoria Journal Star all-area and all-conference selection in 2005 ... won the Illinois state long jump his junior year.



## SHERRICK McMANIS' NFL STATISTICS

## REGULAR SEASON

Year	Team	GP	GS	Tackles				Interceptions				Fumbles			Misc.			
				Tot	S	A	Sk	Yds	No	Yds	Lg	TD	PD	FF	FR	Yds	TFL	STT
2010	Houston	14	0	2	1	1	0.0	0.0	1	1	1	0	1	0	0	0	0.0	11
2011	Houston	9	0	0	0	0	0.0	0.0	0	0	-	0	0	1	0	0	0.0	5
2012	Chicago	12	0	0	0	0	0.0	0.0	0	0	-	0	0	0	1	0	0.0	10
2013	Chicago	15	1	1	1	0	0.0	0.0	0	0	-	0	1	0	0	0	0.0	15
2014	Chicago	12	0	4	3	1	0.0	0.0	0	0	-	0	0	0	1	0	0.0	13
2015	Chicago	16	4	19	12	7	0.0	0.0	0	0	-	0	3	0	0	0	0.0	17
2016	Chicago	16	0	3	3	0	0.0	0.0	0	0	-	0	0	0	0	0	0.0	13
<b>Bears totals</b>		<b>71</b>	<b>5</b>	<b>27</b>	<b>19</b>	<b>8</b>	<b>0.0</b>	<b>0.0</b>	<b>0</b>	<b>0</b>	<b>-</b>	<b>0</b>	<b>4</b>	<b>0</b>	<b>2</b>	<b>0</b>	<b>0.0</b>	<b>68</b>
<b>NFL totals</b>		<b>94</b>	<b>5</b>	<b>29</b>	<b>20</b>	<b>9</b>	<b>0.0</b>	<b>0.0</b>	<b>1</b>	<b>1</b>	<b>1</b>	<b>0</b>	<b>5</b>	<b>1</b>	<b>2</b>	<b>0</b>	<b>0.0</b>	<b>84</b>

**ADDITIONAL STATS:** Blocked Punts - 1: 1 at TEN (1/4/12). Kickoff Returns - 11 for 230 yards.

## SEASON / CAREER / PLAYOFF HIGHS

	2016	Career	Playoff
Tackles	1, at DAL (9/25)	6, at DET (10/18/15)	None
Solos	1, at DAL (9/25)	5, at DET (10/18/15)	None
Pass Defenses	None	1, five times	None
Interceptions	None	1, vs. NYG (10/10/10)	None



# 92 PERNELLE McPHEE

Ht: 6-3

Wt: 273

Age: 29

College: Mississippi State

Bears Season: 3

NFL Season: 7

Acquired: Unrestricted free agent in 2015 (BAL)

## LINEBACKER

**PRO CAREER:** Appeared in 83 games over six seasons with the Ravens (2011-14) and Bears (2015-16), starting 18 contests, posting 184 tackles, 27 sacks, 1 interception, 10 pass breakups, 35 TFLs, 5 forced fumbles and 1 fumble recovery ... owns 1 blocked field goal on special teams ... set career highs in tackles (64) and interceptions (1) in his first season as a Bear in 2015 ... helped Ravens to Super Bowl Championship after 2012 season, posting 4 tackles, 1 sack, 2 pass breakups, 1 forced fumble and 1 fumble recovery during the playoff run.

**HONORS AND AWARDS:** 2016: Ed Block Courage Award.

**CAREER TRANSACTIONS:** Entered NFL as a 5th-round pick (165th overall) by the Baltimore Ravens in the 2011 NFL Draft ... signed a four-year contract with Baltimore (7/28/11) ... signed a five-year contract with the Chicago Bears (3/11/15).

**SIGNED THROUGH 2019.**

**2016 SEASON:** Appeared in 9 games (Games 7-15) after being activated from PUP ... tallied 28 tackles, 4 sacks, 1 TFL and 1 forced fumble ... 4 sacks ranked 3rd on the team despite only seeing action in 9 games. **GAMES PLAYED-STARTED: 9-0**

**PREVIOUS SEASONS:** 2015: Saw action in 14 contests (Games 1-8, 10-12 & 14-16) with 12 starts (Games 1-8, 10-12 & 14) at OLB ... gathered 64 tackles (4th on the team), 6 sacks (3rd on the team), 10 TFLs (tied for 2nd on the team), 1 interception, 1 forced fumble and 3 pass breakups ... added blocked field goal in Bears 18-17 victory in Game 5 at Kansas City, the first blocked kick of his career ... named a team captain by his teammates ... missed Games 9 and 13 due to a knee injury



... picked up first career interception in Game 4 vs. Oakland. **2014:** Saw action in all 16 games for the second consecutive season in Baltimore and produced 27 tackles and a career-high 7.5 sacks with 4 pass breakups and 1 FF for a defense that finished second in the league with 49 sacks and allowed the sixth-fewest points per game (18.9) in 2014 ... according to STATS, his 38 combined quarterback knockdowns and hurries in 2014 were 14th most in the NFL. **2013:** Produced 21 tackles, including 13 solo ... added 2 sacks (13 yards), 1 PD and 1 FF in 16 games. **2012:** Appeared in 12 games with 6 starts, missing 4 games with a thigh injury for the Ravens ... produced 21 tackles (18 solo) and 1.5 sacks (12 yards) ... started his first-career NFL game vs. CIN (9/10) ... played in 4 postseason contests, recording 4 tackles, 1 sack, 2 pass breakups, 1 forced fumble and 1 fumble recovery en route to a Super Bowl victory. **2011:** Finished second on the Ravens with 6 sacks for the NFL's third-ranked defense (288.9 ypg) ... led all Ravens rookies with a career-high 23 tackles, while also netting 2 PD, 1 FF and 1 FR ... played in 2 postseason games, tallying 1 pass breakup.

**COLLEGE:** Started all 25 games during his career at Mississippi State, recording 91 tackles (46 solo), 7 sacks (-43 yards), 22 TFL (-91 yards) and 20 QB pressures ... also posted 2 FFs and 4 pass breakups ... earned All-SEC first team honors from the league's coaches and served as a team captain as a senior in 2010 ... earned first team All-SEC accolades as a junior in 2009 ... started his college career at Itawamba (MS) Community College, where he totaled 124 tackles (92 solo), 32.5 sacks (-225 yards), 73.5 TFL (-326 yards), 47 QB pressures and 4 FFs in 18 games ... earned NJCAA All-American first-team honors as a sophomore.

**PERSONAL:** Prepped at Pahokee (Fla.) High School and played one year of football ... played OT and DE, compiling 75 tackles and 19 sacks during his senior season, also forcing 12 fumbles ... helped lead Pahokee to a 14-0 record and the Florida State Class 2B Championship, while earning All-State honors ... also a two-year starter in basketball.

## PERNELL McPHEE'S NFL STATISTICS

### REGULAR SEASON

Year	Team	GP	GS	Tackles				Interceptions					Fumbles			Misc.		
				Tot	S	A	Sk	Yds	No	Yds	Lg	TD	PD	FF	FR	Yds	TFL	STT
2011	Baltimore	16	0	23	16	7	6.0	31.0	0	0	0	0	2	1	1	0	4.0	0
2012	Baltimore	12	6	21	18	3	1.5	12.0	0	0	0	0	0	0	0	0	4.0	0
2013	Baltimore	16	0	21	13	8	2.0	13.0	0	0	0	0	1	1	0	0	5.0	0
2014	Baltimore	16	0	27	17	10	7.5	50.0	0	0	0	0	4	1	0	0	11.0	0
2015	Chicago	14	12	64	43	21	6.0	41.0	1	13	13	0	3	0	0	0	10.0	0
2016	Chicago	9	0	28	17	11	4.0	34.0	0	0	-	0	0	1	0	0	1.0	0
<b>Bears totals</b>		<b>23</b>	<b>12</b>	<b>92</b>	<b>60</b>	<b>32</b>	<b>10.0</b>	<b>75.0</b>	<b>1</b>	<b>13</b>	<b>13</b>	<b>0</b>	<b>3</b>	<b>2</b>	<b>0</b>	<b>0</b>	<b>11.0</b>	<b>0</b>
<b>NFL totals</b>		<b>83</b>	<b>18</b>	<b>184</b>	<b>124</b>	<b>60</b>	<b>27.0</b>	<b>181.0</b>	<b>1</b>	<b>13</b>	<b>13</b>	<b>0</b>	<b>10</b>	<b>5</b>	<b>1</b>	<b>0</b>	<b>35.0</b>	<b>0</b>

### POSTSEASON

Year	Team	GP	GS	Tackles				Interceptions					Fumbles			Misc.		
				Tot	S	A	Sk	Yds	No	Yds	Lg	TD	PD	FF	FR	Yds	TFL	STT
2011	Baltimore	2	0	0	0	0	0.0	0.0	0	0	0	0	1	0	0	0	0	0
2012	Baltimore	4	0	4	2	2	1.0	9.0	0	0	0	0	2	1	1	0	0	0
2014	Baltimore	2	0	4	0	4	0.5	2.0	0	0	0	0	0	0	0	0	0	0
<b>NFL totals</b>		<b>6</b>	<b>0</b>	<b>8</b>	<b>2</b>	<b>6</b>	<b>1.5</b>	<b>11.0</b>	<b>0</b>	<b>0</b>	<b>0</b>	<b>0</b>	<b>4</b>	<b>1</b>	<b>1</b>	<b>0</b>	<b>0</b>	<b>0</b>

### SEASON / CAREER / PLAYOFF HIGHS

	2016	Career	Playoff
<b>Tackles</b> .....	7, vs. GB (12/18)	9, twice	3, at DEN (1/12/13)
<b>Soles</b> .....	6, vs. GB (12/18)	8, at SEA (9/27/15)	2, at DEN (1/12/13)
<b>Sacks</b> .....	2, vs. GB (12/18)	2, four times	1, at DEN (1/12/13)



PERNELL MCPHEE'S GAME-BY-GAME DEFENSIVE STATISTICS

2011 BALTIMORE RAVENS

Date	W/L	Opp.	Tkls-S	Sk-Yd	INT-Yds	PD	FF	FR	TFL	
9/11	W	PIT	1-0	0-0	0-0	1	0	1	0	
9/18	L	at TEN	2-2	0-0	0-0	0	0	0	0	
9/25	W	at STL	2-2	1-4	0-0	0	0	0	1	
10/2	W	NVJ	0-0	0-0	0-0	0	0	0	0	
10/16	W	HOU	1-1	1-1	0-0	1	0	0	0	
10/24	L	at JAX	3-1	0.5-2	0-0	0	0	0	0	
10/30	W	ARI	1-1	0-0	0-0	0	0	0	0	
11/6	W	at PIT	3-1	0.5-4	0-0	0	0	0	0	
11/13	L	at SEA	1-1	0-0	0-0	0	0	0	0	
11/20	W	CIN	2-1	1-5	0-0	0	0	0	1	
11/24	W	SFe	0-0	0-0	0-0	0	0	0	0	
12/4	W	at CLE	3-2	2-15	0-0	0	0	0	2	
12/11	W	IND	2-2	0-0	0-0	0	0	0	0	
12/18	L	at SD	3-3	0-0	0-0	0	0	0	0	
12/24	W	CLE	2-1	0-0	0-0	0	0	0	0	
1/1	W	at CIN	0-0	0-0	0-0	1	0	0	0	
<b>Totals</b>	<b>0-0</b>		<b>23-16</b>	<b>6-31</b>	<b>0-0</b>	<b>2</b>	<b>1</b>	<b>1</b>	<b>4</b>	
<b>POSTSEASON</b>										
1/15	W	HOU	0-0	0-0	0-0	1	0	0	0	
1/22	L	at NE	0-0	0-0	0-0	0	0	0	0	
<b>Totals</b>	<b>0-0</b>		<b>0-0</b>	<b>0-0</b>	<b>0-0</b>	<b>1</b>	<b>0</b>	<b>0</b>	<b>0</b>	

2012 BALTIMORE RAVENS

Date	W/L	Opp.	Tkls-S	Sk-Yd	INT-Yds	PD	FF	FR	TFL	
9/10*	W	CIN	1-0	0.5-6	0-0	0	0	0	0	
9/16*	L	at PHI	3-3	0-0	0-0	0	0	0	0	
9/23*	W	NE	2-1	0-0	0-0	0	0	0	0	
9/27*	W	CLE	3-3	0-0	0-0	0	0	0	0	
10/7*	W	at KC	3-3	0-0	0-0	0	0	0	2	
10/14*	W	DAL	4-4	0-0	0-0	0	0	0	0	
10/21	L	at HOU	0-0	0-0	0-0	0	0	0	0	
11/4	W	at CLE			INACTIVE					
11/11	W	OAK			INACTIVE					
11/18	W	at PIT			INACTIVE					
11/25	W	at SD			INACTIVE					
12/2	L	PIT	1-1	0-0	0-0	0	0	0	0	
12/9	L	at WAS	2-1	0-0	0-0	0	0	0	1	
12/16	L	DEN	1-1	1-6	0-0	0	0	0	1	
12/23	W	NYG	1-1	0-0	0-0	0	0	0	0	
12/30	L	at CIN	0-0	0-0	0-0	0	0	0	0	
<b>Totals</b>	<b>5-1</b>		<b>21-18</b>	<b>1.5-12</b>	<b>0-0</b>	<b>0</b>	<b>0</b>	<b>0</b>	<b>4</b>	
<b>POSTSEASON</b>										
1/6	W	IND	1-0	0-0	0-0	0	0	1	0	
1/12	W	at DEN	3-2	1-9	0-0	0	1	0	0	
1/20	W	at NE	0-0	0-0	0-0	2	0	0	0	
2/3	W	at SF	0-0	0-0	0-0	0	0	0	0	
<b>Totals</b>	<b>0-0</b>		<b>4-2</b>	<b>1-9</b>	<b>0-0</b>	<b>2</b>	<b>1</b>	<b>1</b>	<b>0</b>	

2013 BALTIMORE RAVENS

Date	W/L	Opp.	Tkls-S	Sk-Yd	INT-Yds	PD	FF	FR	TFL
9/5	L	at DEN	1-1	0-0	0-0	0	0	0	0
9/15	W	CLE	1-1	0-0	0-0	0	0	0	1
9/22	W	HOU	2-0	0-0	0-0	0	0	0	0
9/29	L	at BUF	4-3	0-0	0-0	0	0	0	0
10/6	W	at MIA	1-1	1-6	0-0	0	0	0	1
10/13	L	GB	1-1	0-0	0-0	1	0	0	1
10/20	L	at PIT	0-0	0-0	0-0	0	0	0	0
11/3	L	at CLE	1-1	0-0	0-0	1	0	0	0
11/10	W	CIN	1-0	0-0	0-0	0	0	0	0
11/17	L	at CHI	1-1	0-0	0-0	0	0	0	0
11/24	W	NVJ	4-3	1-7	0-0	0	0	0	2
11/28	W	PIT	2-1	0-0	0-0	0	0	0	0
12/8	W	MIN	1-0	0-0	0-0	0	0	0	0
12/16	W	at DET	0-0	0-0	0-0	0	0	0	0
12/22	L	NE	0-0	0-0	0-0	0	0	0	0
12/29	L	at CIN	1-0	0-0	0-0	0	0	0	0
<b>Totals</b>	<b>0-0</b>		<b>21-13</b>	<b>2-13</b>	<b>0-0</b>	<b>1</b>	<b>1</b>	<b>0</b>	<b>5</b>

2014 BALTIMORE RAVENS

Date	W/L	Opp.	Tkls-S	Sk-Yd	INT-Yds	PD	FF	FR	TFL	
9/7	L	CIN	0-0	0-0	0-0	1	0	0	N/A	
9/11	W	PIT	1-0	0-0	0-0	1	0	0	N/A	
9/21	W	at CLE	1-0	0-0	0-0	0	0	0	N/A	
9/28	W	CAR	1-0	0-0	0-0	0	0	0	N/A	
10/5	L	at IND	3-2	1-7	0-0	0	0	0	2	
10/12	W	at TB	1-1	1-3	0-0	0	0	0	1	
10/19	W	ATL	2-2	2-17	0-0	0	1	0	1	
10/26	L	at CIN	1-0	0-0	0-0	0	0	0	N/A	
11/2	L	at PIT	0-0	0-0	0-0	0	0	0	N/A	
11/9	W	TEN	2-0	0-0	0-0	0	0	0	N/A	
11/24	W	at NO	0-0	0-0	0-0	0	0	0	N/A	
11/30	L	SD	0-0	0-0	0-0	0	0	0	N/A	
12/7	W	at MIA	1-1	0-0	0-0	0	0	0	N/A	
12/14	W	JAX	3-2	1.5-14	0-0	0	0	0	2	
12/21	L	at HOU	6-5	0-0	0-0	1	0	0	2	
12/28	W	CLE	5-4	2-9	0-0	1	0	0	3	
<b>Totals</b>	<b>0-0</b>		<b>27-17</b>	<b>7.5-50</b>	<b>0-0</b>	<b>4</b>	<b>1</b>	<b>0</b>	<b>11</b>	
<b>POSTSEASON</b>										
1/3	W	at PIT	2-0	0-0	0-0	0	0	0	0	
1/10	L	at NE	2-0	0.5-2	0-0	0	0	0	0	
<b>Totals</b>	<b>0-0</b>		<b>4-0</b>	<b>0.5-2</b>	<b>0-0</b>	<b>0</b>	<b>0</b>	<b>0</b>	<b>0</b>	

2015 CHICAGO BEARS


Date	W/L	Opp.	Tkls-S	Sk-Yd	INT-Yds	PD	FF	FR	TFL
9/13*	L	GB	7-3	0-0	0-0	0	0	0	0
9/20*	L	ARI	3-2	0-0	0-0	0	0	0	0
9/27*	L	at SEA	9-8	2-15	0-0	1	0	0	2
10/4*	W	OAK	9-6	0-0	1-3	1	0	0	1
10/11*	W	at KC	4-1	1-2	0-0	0	0	0	1
10/18*	L	at DET	6-6	1-7	0-0	0	0	0	2
11/1*	L	MIN	4-1	1-7	0-0	0	0	0	1
11/9*	W	at SD	2-2	0-0	0-0	0	0	0	0
11/15	W	at STL			INACTIVE				
11/22*	L	DEN	2-1	0-0	0-0	0	0	0	0
11/26*	W	at GB	6-4	0-0	0-0	0	0	0	0
12/6*	L	SF	1-1	0-0	0-0	1	0	0	1
12/13	L	WAS			INACTIVE				
12/20*	L	at MIN	4-3	0-0	0-0	1	0	0	0
12/27	W	at TB	5-4	1-10	0-0	0	1	0	2
1/3	L	DET	1-1	0-0	0-0	0	0	0	0
<b>Totals</b>	<b>4-8</b>		<b>64-43</b>	<b>6-41</b>	<b>1-13</b>	<b>3</b>	<b>1</b>	<b>0</b>	<b>10</b>

2016 CHICAGO BEARS

Date	W/L	Opp.	Tkls-S	Sk-Yd	INT-Yds	PD	FF	FR	TFL
9/11	L	at HOU							
9/19	L	PHI							
9/25	L	at DAL							
10/2	W	DET							
10/9	L	at IND							
10/16	L	JAX							
10/20	L	at GB	1-0	0-0	0-0	0	0	0	0
10/31	W	MIN	1-1	1-3	0-0	0	1	0	0
11/13	L	at TB	2-2	1-15	0-0	0	0	0	0
11/20	L	at NYG	2-1	0-0	0-0	0	0	0	1
11/27	L	TEN	6-3	0-0	0-0	0	0	0	0
12/4	W	SF	2-0	0-0	0-0	0	0	0	0
12/11	L	at DET	3-1	0-0	0-0	0	0	0	0
12/18	L	GB	7-6	2-16	0-0	0	0	0	0
12/24	L	WAS	4-3	0-0	0-0	0	0	0	0
1/1	L	at MIN			INACTIVE				
<b>Totals</b>	<b>0-0</b>		<b>28-17</b>	<b>4-34</b>	<b>0-0</b>	<b>0</b>	<b>1</b>	<b>0</b>	<b>1</b>

\*Denotes Game Started

MCPHEE



# 81 CAMERON MEREDITH

Ht: 6-3

Wt: 207

Age: 25

College: Illinois State

Bears Season: 3

NFL Season: 3

Acquired: Undrafted free agent in 2015

## WIDE RECEIVER

**PRO CAREER:** Owns 77 receptions for 1,008 yards (13.1 avg) in 25 games with 10 starts over two seasons with the Chicago Bears (2015-16) ... signed with the Bears as an undrafted free agent out of Illinois State in 2015.

**CAREER TRANSACTIONS:** Signed with the Chicago Bears as an undrafted free agent (5/3/15). **SIGNED THROUGH 2017.**

**2016 SEASON:** Appeared in 14 games (Games 3-16) with 10 starts (Games 5-6, 8-11 & 13-16), setting career highs with 66 receptions, 888 yards (13.5 avg) and 4 touchdowns ... rushed once for 6 yards ... had eight games with at least four receptions and four 100-yard receiving games ... ranked 1st on the team in all receiving categories ... career-high 11 receptions vs. JAX (10/16) for 113 yards ... career-high 135 yards on nine catches vs. WAS (12/24) ... career-long 50-yard TD reception on a hail mary going into halftime at TB (11/13) ... only player in the NFL to catch a touchdown pass from three different quarterbacks ... first undrafted player to lead the Bears in receptions since Tom Waddle (1993). **GAMES PLAYED-STARTED: 14-10**

**PREVIOUS SEASONS: 2015:** Played in 11 games (Games 2-6, 8-10, 12 & 15-16) as a rookie, recording 11 receptions for 120 yards (10.9 avg) ... inactive for Games 7 & 13-14 and active but did not play in Game 11 ... grabbed season-high 4 receptions for 52 yards in Game 5 at KC, including 2 receptions for 30 yards on the game-winning touchdown drive.

**COLLEGE:** Started his college career at Illinois State at quarterback before moving to receiver prior to the start of his junior season ... appeared in 28 career games with 14 starts, notching 87 catches for 1,431 yards (16.4 avg) and 14 touchdowns ... Also ran the ball twice for 10 yards (5.0 avg)... As a senior, played in all 15 games, with 14 starts at wide receiver... Led ISU with 66 receptions and 1,061 yards receiving, with 9 touchdowns... 1 of 6 players in school history with over 1,000 yards receiving in a season... Played in 10 games and ranked second on the team with 21 receptions, after making the transition to wide receiver from quarterback prior to the start of his junior season... Led the team with 370 yards and 5 receiving touchdowns... Averaged 17.6 ypc.

**PERSONAL:** Three-year letter winner out of St. Joseph's H.S. (Westchester, Ill.) ... passed for 2,000 yards and rushed for over 400 yards as a senior ... threw 12 touchdown passes and ran in 7 more ... recorded 7 interceptions on defense ... named an all-area and all-conference selection ... passed for 1,250 yards and 10 touchdowns as a junior, while running for over 100 yards and scoring 2 TD's on the ground ... named an all-area selection as a junior and was honorable mention as a sophomore, with over 700 passing yards and 5 touchdowns ... also played baseball for one year and lettered as a senior in basketball.

### CAMERON MEREDITH'S NFL STATISTICS

#### REGULAR SEASON

Year	Team	GP-GS	Rec	Yds	Avg	Lg	TD	Rush	Yds	Avg	Lg	TD
2015	Chicago	11-0	11	120	10.9	22	0	0	0	-	-	0
2016	Chicago	14-10	66	888	13.5	50t	4	1	6	6.0	6	0
<b>NFL totals</b>		<b>25-10</b>	<b>77</b>	<b>1,008</b>	<b>13.1</b>	<b>50t</b>	<b>4</b>	<b>1</b>	<b>6</b>	<b>6.0</b>	<b>6</b>	<b>0</b>

**ADDITIONAL STATS:** Passing TD's: 1, at MIN (1/1/17)

#### SEASON / CAREER / PLAYOFF HIGHS

	2016	Career	Playoff
Receptions.....	11, vs. JAX (10/16).....	Same.....	None.....
Receiving Yards.....	135, vs. WAS (12/24).....	Same.....	None.....
Longest Reception.....	50t, at TB (11/13).....	Same.....	None.....
Receiving TDs.....	1, four times.....	Same.....	None.....



## CAMERON MEREDITH'S GAME-BY-GAME DEFENSIVE STATS

## 2015 CHICAGO BEARS

Date	W/L	Opp.	Rec	Yds	Avg	Long	TD
9/13	L	GB			INACTIVE		
9/20	L	ARI	3	36	12.0	22	0
9/27	L	at SEA	0	0	0.0	0	0
10/4	W	OKA	0	0	0.0	0	0
10/11	W	at KC	4	52	13.0	20	0
10/18	L	at DET	1	7	7.0	7	0
11/1	L	MIN			INACTIVE		
11/9	W	at SD	0	0	0.0	0	0
11/15	W	at STL	0	0	0.0	0	0
11/22	L	DEN	1	6	6.0	6	0
11/26	W	at GB			INACTIVE		
12/6	L	SF	0	0	0.0	0	0
12/13	L	WAS			INACTIVE		
12/20	L	at MIN			INACTIVE		
12/27	W	at TB	0	0	0.0	0	0
1/3		DET	2	19	9.5	16	0
<b>Totals</b>	<b>0-0</b>		<b>11</b>	<b>120</b>	<b>10.9</b>	<b>22</b>	<b>0</b>

## 2016 CHICAGO BEARS

Date	W/L	Opp.	Rec	Yds	Avg	Long	TD
9/11	L	at HOU			INACTIVE		
9/19	L	PHI			INACTIVE		
9/25	L	at DAL	2	24	12.0	24	0
10/2	W	DET	4	28	7.0	12	0
10/9*	L	at IND	9	130	14.4	30	1
10/16*	L	JAX	11	113	10.3	36	0
10/20	L	at GB	1	12	12.0	12	0
10/31*	W	MIN	1	24	24.0	24	0
11/13*	L	at TB	1	50	50.0	50t	1
11/20*	L	at NVG	4	49	12.3	18	0
11/27*	L	TEN	2	19	9.5	11	0
12/4	W	SF	3	67	22.3	28	0
12/11*	L	at DET	6	72	12.0	31t	1
12/18*	L	GB	9	104	11.6	34	0
12/24*	L	WAS	9	135	15.0	32	1
1/1*	L	at MIN	4	61	15.3	31	0
<b>Totals</b>	<b>1-9</b>		<b>66</b>	<b>888</b>	<b>13.5</b>	<b>50t</b>	<b>4</b>

\*Denotes Game Started

**86** ZACH MILLER

Ht: 6-5

Wt: 243

Age: 33

College: Nebraska-Omaha

Bears Season: 3

NFL Season: 8

Acquired: Waived free agent in 2013 (TB)

**TIGHT END**

**PRO CAREER:** Owns 126 receptions for 1,395 yards (11.1 avg) and 13 touchdowns in 58 games (27 starts) over five NFL seasons with the Jaguars (2009-11) and Bears (2015-16) ... coming off of career highs in receptions (47) and yards (486)

**HONORS AND AWARDS:** 2015: Brian Piccolo Award.

**CAREER TRANSACTIONS:** Selected in the sixth round (180th overall) of the 2009 NFL Draft by the Jaguars ... signed with Jacksonville (6/29/09) ... cut by the Jaguars (10/16/12) ... signed by Tampa Bay (1/2/13) ... cut by the Buccaneers (8/27/13) ... signed futures contract with Chicago (12/30/13) ... re-signed with the Bears (2/27/15) ... re-signed with Chicago (3/14/16).

**SIGNED THROUGH 2017.**

**2016 SEASON:** Appeared in 10 games with 8 starts before going on I.R., hauling in 47 passes for 486 yards (10.3 avg) and 4 touchdowns ... recorded his third career multi-touchdown game at DAL (9/25) ... ranked tied for first on the team in receiving touchdowns and third in receiving yards. **GAMES PLAYED-STARTED: 10-8**

**PREVIOUS SEASONS:** 2015: Appeared in 15 contests, starting 14 and collecting career-highs in receptions (34), receiving yards (43) and a team-high 5 touchdowns ... missed Game 16 due to a toe injury ... made Bears debut in Game 1 vs. Green Bay, marking the first time he appeared in a contest since October 16, 2011 ... his 2 receptions in Game 2 vs. Arizona were his first NFL receptions since October 2, 2011 ... hauled in game-winning 25-yard touchdown reception in 4th quarter of Game 8 at San Diego, his first touchdown catch since October 2, 2011 ... had first 100-yard receiving contests of his career in Game 9 at St. Louis (107 yards and 2 touchdowns on 5 receptions) ... 87-yard touchdown reception in Game 9 at St. Louis was the second longest reception ever by a Bears tight end and tied for seventh-longest overall in franchise history ... all 5 touchdowns came in the last 8 games in which he appeared. 2014: Spent entire regular season on I.R. after suffering a foot injury in the preseason. 2013: Spent the offseason with Tampa Bay but was waived by the Buccaneers before the start of the regular season. 2012: Placed on I.R. by Jacksonville prior to the start of the regular season due to a calf injury ... was waived off of Injured Reserve on October 16 and did not sign with another team that season. 2011: Caught 4 passes for 42 yards (10.5 ypr) and 1 TD in four games played with Jacksonville ... added 2 special teams tackles ... appeared in Games 2-4 and 6 ... inactive Game 1 due to a knee injury and Game 5 due to a shoulder injury ... placed on I.R. due to shoulder injury on October 18, causing him to miss the final 10 games of the season. 2010: Started 5-of-15 games played with Jacksonville, grabbing 20 receptions for 216 yards (10.8 ypc) and 1 TD. 2009: Appeared in 14 games, grabbing 21 receptions for 212 yards (10.1 ypr) and 2 TDs.

**COLLEGE:** Four-year letterman as a QB at Nebraska-Omaha (2005-08) ... began career at University of Nebraska as walk-on





before transferring to Nebraska-Omaha ... served as a team captain for the final three seasons ... played TE for the first time at the 2009 Valero Cactus Bowl in Kingsville, Texas, a Division II all-star game held each January, finishing the contest with 5 receptions for 116 yards and 1 TD in that game ... was 305-of-501 passing for 4,096 yards and 26 TDs ... finished with 3,122 career rushing yards with school-record 50 TDs.

**PERSONAL:** Attended Bishop Neumann (Neb.) High School ... was three-sport letterman, competing in basketball, baseball and football ... he and his wife, Kristen, have a daughter, Izabella, and two sons, Kashton and Breckin.

## ZACH MILLER'S NFL STATISTICS

### REGULAR SEASON

Year	Team	GP-GS	Rec	Yds	Avg	Lg	TD
2009	Jacksonville	14-0	21	212	10.1	62	2
2010	Jacksonville	15-5	20	216	10.8	52t	1
2011	Jacksonville	4-0	4	42	10.5	14t	1
2015	Chicago	15-14	34	439	12.9	87t	5
2016	Chicago	10-8	47	486	10.3	34	4
<b>Bears totals</b>		<b>25-22</b>	<b>81</b>	<b>925</b>	<b>11.4</b>	<b>87t</b>	<b>9</b>
<b>NFL totals</b>		<b>58-27</b>	<b>126</b>	<b>1,395</b>	<b>11.1</b>	<b>87t</b>	<b>13</b>

**ADDITIONAL STATS: Kickoff Returns** - 3 for 41 yards: 2009 (2 for 19 yards); 2010 (1 for 22 yards). **Rushing** - 3 for 12 yards: 2009 (1 for 3 yards); 2010 (2 for 9 yards). **Special Teams Tackles** - 23: 2009 (9); 2010 (12); 2011 (2).

### SEASON / CAREER / PLAYOFF HIGHS

	2016	Career	Playoff
<b>Receptions</b> .....	8, at DAL (9/25).....	8, twice.....	None
<b>Receiving Yards</b> .....	88, vs. MIN (10/31).....	107, at STL (11/15/15).....	None
<b>Longest Reception</b> .....	34, at NYG (11/20).....	87t, at STL (11/15/15).....	None
<b>Receiving TDs</b> .....	2, at DAL (9/25).....	2, three times.....	None

### ZACH MILLER'S GAME-BY-GAME STATISTICS

#### 2009 JACKSONVILLE JAGUARS

Date	W/L	Opp.	Rec	Yds	Avg	Long	TD	
9/13	L	at IND	INACTIVE DUE TO INJURY					
9/20	L	ARZ	INACTIVE DUE TO INJURY					
9/27	W	at HOU	0	0	-	-	0	
10/4	W	TEN	3	14	4.7	7	0	
10/11	L	at SEA	1	2	2.0	2	0	
10/18	W	STL	1	14	14.0	14	0	
11/1	L	at TEN	0	0	-	-	0	
11/8	W	KC	0	0	-	-	0	
11/15	W	at NYJ	1	11	11.0	11	0	
11/22	W	BUF	0	0	-	-	0	
11/29	L	at SF	1	10	10.0	10	0	
12/6	W	HOU	3	74	24.7	62	0	
12/13	L	MIA	0	0	-	-	0	
12/17	L	IND	1	6	6.0	6	0	
12/27	L	at NE	2	12	6.0	8	0	
1/3	L	at CLE	8	69	8.6	20	2	
<b>Totals</b>	<b>0-0</b>		<b>21</b>	<b>212</b>	<b>10.1</b>	<b>62</b>	<b>2</b>	

#### 2010 JACKSONVILLE JAGUARS

Date	W/L	Opp.	Rec	Yds	Avg	Long	TD	
9/12	W	DEN	2	8	4.0	6	0	
9/19	L	at SD	0	0	-	-	0	
9/26	L	PHI	1	7	7.0	7	0	
10/3	W	IND	0	0	-	-	0	
10/10	W	at BUF	2	18	9.0	11	0	
10/18	L	TEN	2	18	9.0	10	0	
10/24	L	at KC	3	25	8.3	9	0	
10/31	W	at DAL	0	0	-	-	0	
11/14*	W	HOU	4	79	19.8	52t	1	
11/21*	W	CLE	3	27	9.0	13	0	
11/28	L	at NYG	0	0	-	-	0	
12/5*	W	at TEN	3	34	11.3	18	0	
12/12	W	OAK	0	0	-	-	0	
12/19*	L	at IND	0	0	-	-	0	
12/26*	L	WAS	0	0	-	-	0	
1/2	L	at HOU	INACTIVE DUE TO INJURY					
<b>Totals</b>	<b>3-2</b>		<b>20</b>	<b>216</b>	<b>10.8</b>	<b>52t</b>	<b>1</b>	

#### 2011 JACKSONVILLE JAGUARS

Date	W/L	Opp.	Rec	Yds	Avg	Long	TD	
9/11	W	TEN	INACTIVE DUE TO INJURY					
9/18	L	at NYJ	3	28	9.3	14	0	
9/25	L	at CAR	0	0	-	-	0	
10/2	L	NO	1	14	14.0	14t	1	
10/9	L	CIN	INACTIVE DUE TO INJURY					
10/16	L	at PIT	0	0	-	-	0	
<b>Missed Games 7-16 after being placed on IR</b>								
<b>Totals</b>	<b>0-0</b>		<b>4</b>	<b>42</b>	<b>10.5</b>	<b>14t</b>	<b>1</b>	


#### 2015 CHICAGO BEARS

Date	W/L	Opp.	Rec	Yds	Avg	Long	TD	
9/13*	L	GB	0	0	-	-	0	
9/20*	L	ARI	2	14	7.0	9	0	
9/27*	L	at SEA	1	21	21.0	21	0	
10/4*	W	OAK	0	0	-	-	0	
10/11*	W	at KC	0	0	-	-	0	
10/18*	L	at DET	0	0	-	-	0	
11/1*	L	MIN	0	0	-	-	0	
11/9	W	at SD	2	23	11.5	25t	1	
11/15*	W	at STL	5	107	21.4	87t	2	
11/22*	L	DEN	3	47	15.7	21	0	
11/26*	W	at GB	2	10	5.0	7	1	
12/6*	L	SF	1	6	6.0	6	0	
12/13*	L	WAS	5	85	17.0	30	1	
12/20*	L	at MIN	6	57	9.5	17	0	
12/27*	W	at TB	7	69	9.9	18	0	
1/3	L	DET	INACTIVE					
<b>Totals</b>	<b>5-8</b>		<b>34</b>	<b>439</b>	<b>12.9</b>	<b>87t</b>	<b>5</b>	

#### 2016 CHICAGO BEARS

Date	W/L	Opp.	Rec	Yds	Avg	Long	TD	
9/11	L	at HOU	3	14	4.7	5	0	
9/19*	L	PHI	4	33	8.3	12	0	
9/25*	L	at DAL	8	78	9.8	26	2	
10/2*	W	DET	3	31	10.3	17	1	
10/9*	W	at IND	7	73	10.4	23	0	
10/16*	L	JAX	6	36	6.0	11	0	
10/20*	L	at GB	2	40	20.0	26	0	
10/31*	W	MIN	7	88	12.6	21	0	
11/3	W	at TB	4	32	8.0	12	0	
11/20*	L	at NYG	3	61	20.3	34	1	
11/27	W	TEN	INJURED RESERVE					
12/4	L	SF	INJURED RESERVE					
12/11	L	at DET	INJURED RESERVE					
12/18	L	GB	INJURED RESERVE					
12/24	W	WAS	INJURED RESERVE					
1/1	L	at MIN	INJURED RESERVE					
<b>Totals</b>	<b>2-6</b>		<b>47</b>	<b>486</b>	<b>10.3</b>	<b>34</b>	<b>4</b>	

\*Denotes Game Started



# 16 PAT O'DONNELL

**Ht:** 6-4**Wt:** 217**Age:** 26**College:** Miami (FL)**Bears Season:** 3**NFL Season:** 4**Acquired:** 6th round of the 2014 draft (191st overall)

## PUNTER

**PRO CAREER:** Enters fourth campaign with Chicago (2014-16), hitting 141 punts for 6,204 yards (44.0 gross avg) and landing 48 punts inside the 20 with 7 touchbacks ... 2 blocked punts and 532 return yards for a net average of 38.7 in 31 games ... ranks second in net punting average (since 1976) (39.7 in 2015), fourth in gross punting average (44.2 in 2015) and tied for sixth in punts inside the 20 (since 1976) (28 in 2015) in Bears single-season history ... named to the PFWA's and Mel Kiper's ESPN All-Rookie teams following the 2014 season.

**HONORS AND AWARDS:** 2014: All-Rookie (PFWA & Mel Kiper).

**CAREER TRANSACTIONS:** Selected by the Chicago Bears in the 6th round (191st overall) of the 2014 NFL Draft ... signed 4-year contract with the Bears (5/13/14). **SIGNED THROUGH 2017.**

**2016 SEASON:** Punted 68 times for 2,994 yards (44.0 gross avg) with 24 inside the 20, 5 touchbacks and 282 return yards for a 38.4 net average in 16 games ... 38.4 net punting average rank. **GAMES PLAYED-STARTED: 16-0**

**PREVIOUS SEASONS:** 2015: Hit 70 punts for 3,097 yards (44.2 avg) with 28 inside the 20, 4 touchbacks and 197 return yards for a 39.7 net average in 15 contests ... 39.7 net punting yards ranks 2nd in Bears single season annals, 44.2 gross punting yards rank 4th and 28 punts downed inside the 20 rank tied for 6th ... hit a career-long 72-yard punt in Game 3, the longest punt by a Bears player since Brad Maynard had a 75-yarder in the series finale of the 2002 season (12/29/02 vs. TB) ... missed Game 4 due to a knee injury. 2014: Finished rookie campaign connecting on 71 punts for 3,107 yards (43.8 gross avg) with 20 punts downed inside the 20, 3 touchbacks, 1 blocked punt and 335 opponent return yards for a 37.7 net avg ... 43.8 gross punting average was seventh highest in Bears single-season history ... named to PFWA and Mel Kiper's ESPN All-Rookie team.

**COLLEGE:** Appeared in 54 games for Cincinnati (2009-12) and Miami (2013) ... had 234 punts for 10,168 yards (43.5 avg) with 78 punts downed inside the opponent's 20 yard line ... set Miami's single-season record for yards-per-punt average (471) ... was named to various all-ACC teams following the 2013 season ... was also named the Hurricane's Special Teams MVP.

**PERSONAL:** Three-year letterwinner in both football and track and field at Palm Beach Central High School (Wellington, Fla.) ... averaged 45 yards on punts and had 95 percent touchback rate of kickoffs ... earned first team all-state and all-district honors as a senior ... co-winner of 2008 Lou Groza Award for top kicker in Palm Beach County ... played in 2009 Outback All-Star Game ... made 7 field goals as senior, including long of 52 yards.



## PAT O'DONNELL'S NFL STATISTICS

## REGULAR SEASON

Year	Team	GP	Punts	Yds	Avg	Opp Ret	Yds	Net	TB	In-20	Lg	Blk
2014	Chicago	16	71	3,107	43.8	33	335	37.7	3	20	61	1
2015	Chicago	15	70	3,097	44.2	27	197	39.7	4	28	72	1
2016	Chicago	16	68	2,994	44.0	22	282	38.4	5	24	67	0
<b>NFL totals</b>		<b>47</b>	<b>141</b>	<b>6,204</b>	<b>44.0</b>	<b>60</b>	<b>532</b>	<b>38.7</b>	<b>7</b>	<b>48</b>	<b>72</b>	<b>2</b>

**ADDITIONAL STATS: Special Teams Tackles - 4: 2014 (2); 2015 (2).**

## SEASON / CAREER / PLAYOFF HIGHS

	2016	Career	Playoff
<b>Punts</b> .....	7, at HOU (9/11).....	10, at SEA (9/27/15).....	None
<b>Punting Yards</b> .....	296, at HOU (9/11).....	477, at SEA (9/27/15).....	None
<b>Gross Avg. (Min 4)</b> .....	49.0, vs. DET (10/2).....	51.3, at ATL (10/12/14).....	None
<b>Punts In-the-20</b> .....	4, JAX (10/16).....	4, twice.....	None
<b>Longest Punt</b> .....	67, at NYG (11/20).....	72, at SEA (9/27/15).....	None

## PAT O'DONNELL'S GAME-BY-GAME STATISTICS

## 2014 CHICAGO BEARS


DATE	W/L	Opp.	No.	Yds	Avg	Net	Long	In-20
9/7	L	BUF	4	160	40.0	36.5	45	1
9/14	W	at SF	5	238	47.6	32.2	52	1
9/22	W	at NYJ	5	213	42.6	40.6	49	0
9/28	L	GB	0	0	-	-	-	0
10/5	L	at CAR	4	209	51.3	31.0	59	2
10/12	W	at ATL	5	201	40.2	34.2	46	2
10/19	L	MIA	3	159	53.0	45.7	58	2
10/26	L	at NE	4	189	47.3	33.0	61	0
11/9	L	at GB	4	171	42.8	38.8	54	0
11/16	W	MIN	2	59	29.5	29.5	35	1
11/23	W	TB	9	367	40.8	39.4	52	2
11/27	L	at DET	6	288	48.0	45.7	61	3
12/4	L	DAL	4	134	33.5	33.3	42	1
12/15	L	NO	6	299	49.8	46.3	56	3
12/21	L	DET	6	242	40.3	36.7	51	1
12/28	L	at MIN	4	182	45.5	32.8	56	1
<b>Totals</b>			<b>71</b>	<b>3,107</b>	<b>43.8</b>	<b>37.7</b>	<b>61</b>	<b>20</b>

## 2015 CHICAGO BEARS

DATE	W/L	Opp.	No.	Yds	Avg	Net	Long	In-20
9/13	L	GB	1	56	56.0	56.0	56	0
9/20	L	ARI	5	229	45.8	40.6	55	1
9/27	L	at SEA	10	477	47.7	38.4	72	3
10/4	W	OAK						
10/11	W	at KC	5	235	47.0	43.6	49	0
10/18	L	at DET	5	222	44.4	44.4	52	2
11/1	L	MIN	5	221	44.2	28.8	53	1
11/9	W	at SD	2	85	42.5	42.5	44	1
11/15	W	at STL	4	187	46.8	42.8	52	2
11/22	L	DEN	4	137	34.3	34.3	41	2
11/26	W	at GB	8	323	40.4	37.8	46	4
12/6	L	SF	6	257	42.8	42.8	54	3
12/13	L	WAS	5	228	45.6	40.2	54	3
12/20	L	at MIN	4	161	40.3	40.3	45	3
12/27	W	at TB	4	177	44.3	35.4	48	2
1/3	L	DET	2	102	51.0	51.0	55	1
<b>Totals</b>			<b>70</b>	<b>3,097</b>	<b>44.2</b>	<b>39.7</b>	<b>72</b>	<b>28</b>

## 2016 CHICAGO BEARS

DATE	W/L	Opp.	No.	Yds	Avg	Net	Long	In-20
9/11	L	at HOU	7	296	42.3	38.1	47	2
9/19	L	PHI	4	151	37.8	37.8	51	1
9/25	L	at DAL	4	159	39.8	39.0	49	1
10/2	W	DET	4	196	49.0	14.0	51	0
10/9	L	at IND	2	92	46.0	36.0	46	0
10/16	L	JAX	6	261	43.5	43.0	50	4
10/20	L	at GB	5	225	45.0	43.8	48	3
10/31	W	MIN	5	222	44.4	41.4	53	3
11/13	L	at TB	5	218	43.6	42.6	53	2
11/20	L	at NYG	6	289	48.2	45.8	67	2
11/27	L	TEN	4	182	45.5	43.5	55	0
12/4	W	SF	6	233	38.8	28.0	52	2
12/11	L	at DET	4	188	47.0	40.3	52	2
12/18	L	GB	2	88	44.0	43.0	48	1
12/24	L	WAS	1	51	51.0	51.0	51	0
1/1	L	at MIN	3	143	47.7	32.7	54	1
<b>Totals</b>			<b>68</b>	<b>2,994</b>	<b>44.0</b>	<b>38.4</b>	<b>67</b>	<b>24</b>



# 31 CHRIS PROSINSKI

**Ht:** 6-1**Age:** 30**Bears Season:** 3**Acquired:** Waived free agent in 2015 (PHI)**Wt:** 213**College:** Wyoming**NFL Season:** 7

## DEFENSIVE BACK

**PRO CAREER:** Appeared in 85 games with 15 starts over six seasons with the Jacksonville Jaguars (2011-14), Philadelphia Eagles (2014) and Chicago Bears (2015-16) ... recorded 120 tackles, 1 sack, 2 TFLs, 1 interception, 1 forced fumble, 1 fumble recovery and 7 pass breakups ... on special teams has recorded 43 tackles and 2 fumble recoveries.

**CAREER TRANSACTIONS:** Drafted by the Jacksonville Jaguars in the 4th round (121st overall) of the 2011 NFL Draft ... signed with the Jaguars (7/28/11) ... waived by Jacksonville (9/26/14) ... signed with the Philadelphia Eagles (11/3/14) ... waived by the Eagles (9/5/15) ... signed by the Chicago Bears (9/29/15) ... re-signed with Chicago (3/25/16).

**SIGNED THROUGH 2017.**

**2016 SEASON:** Saw action in all 16 games with 1 start (Game 7), recording 15 tackles with 1 pass breakup ... added 7 STTs ... ranked 3rd on the team in STTs. **GAMES PLAYED-STARTED: 16-1**

**PREVIOUS SEASONS: 2015:** Appeared in 13 contests (Games 4-16), making 5 starts (Games 10-14) while recording 32 defensive tackles, 1 sack, 1 forced fumble recovered by Chicago's defense, 9 special teams stops (3rd on the team) and 1 opponent fumble recovery on a muffed punt ... recorded first NFL sack in Game 10 vs. Denver and first career forced fumble a game later at Green Bay. **2014:** Saw action in 11 games with the Eagles (8) and Jaguars (3) ... totaled 2 tackles and 1 TFL on defense and added 10 tackles on special teams. **2013:** Appeared in 16 games with 1 start for the Jaguars, notching 7 defensive tackles, 2 PBUs and 9 STTs. **2012:** Started 7-of-16 games in his second season in Jacksonville, collecting a career-high 50 defensive stops, 1 INT and 4 PBUs ... added 3 STTs. **2011:** Appeared in 13 games with 1 start as a rookie for Jacksonville ... totaled 14 tackles on defense and 5 on special teams.

**COLLEGE:** Appeared in 49 career games for Wyoming, tallying 373 tackles, including 4 TFLs, 21 PBUs, 5 interceptions and 1 fumble recovery which he returned 98 yards for a TD ... 373 tackles rank 4th all-time in school annals.

**PERSONAL:** Played quarterback for at Buffalo (Wyo.) High School where he helped lead the team to back-to-back Wyoming 4A State titles as a junior and senior ... two-time All-State selection and was named Wyoming's Offensive Player of the Year by the Casper Star-Tribune ... also competed in track and field, winning the state championship in the long jump as a junior and the individual state championship in the 110 hurdles and 100m dash as a senior ... an All-State basketball player for his father, Paul, who was Buffalo's head basketball coach, and led the team to a 3A State Championship as a senior, earning player of the game honors in the victory ... achieved a perfect 4.0 GPA in high school and was presented with the 2006 Milward Simpson Athlete of the Year Award, an annual honor given to the most outstanding male and female senior athlete in Wyoming.



## CHRIS PROSINSKI'S NFL STATISTICS

## REGULAR SEASON

Year	Team	GP	GS	Tackles				Yds	Interceptions					Fumbles			Misc.	
				Tot	S	A	Sk		No	Yds	Lg	TD	PD	FF	FR	Yds		TFL
2011	Jacksonville	13	1	14	11	3	0.0	0.0	0	0	-	0	0	0	1	n/a	0.0	5
2012	Jacksonville	16	7	50	39	11	0.0	0.0	1	6	6	0	4	0	0	0.0	3	
2013	Jacksonville	16	1	7	5	2	0.0	0.0	0	0	-	0	2	0	0	0.0	9	
2014	TOTAL	11	0	2	2	0	0.0	0.0	0	0	-	0	0	0	0	1.0	10	
2015	Chicago	13	5	32	28	4	1.0	0.0	0	0	-	0	0	1	0	0.0	9	
2016	Chicago	16	1	15	11	4	0.0	0.0	0	0	-	0	1	0	0	1.0	7	
<b>Bears totals</b>		<b>29</b>	<b>6</b>	<b>47</b>	<b>39</b>	<b>8</b>	<b>0.0</b>	<b>0.0</b>	<b>0</b>	<b>0</b>	<b>-</b>	<b>0</b>	<b>1</b>	<b>1</b>	<b>0</b>	<b>1.0</b>	<b>16</b>	
<b>NFL totals</b>		<b>85</b>	<b>15</b>	<b>120</b>	<b>96</b>	<b>24</b>	<b>1.0</b>	<b>0.0</b>	<b>1</b>	<b>6</b>	<b>6</b>	<b>0</b>	<b>7</b>	<b>1</b>	<b>1</b>	<b>0</b>	<b>43</b>	

## SEASON / CAREER / PLAYOFF HIGHS

	2016	Career	Playoff
Tackles	7, at IND (10/9)	12, vs. NE (12/23/12)	None
Solos	6, at IND (10/9)	8, twice	None
Pass Defenses	1, at DAL (9/25)	1, seven times	None
Interceptions	None	1, vs. NE (12/23/12)	None

## CHRIS PROSINSKI'S GAME-BY-GAME STATISTICS

## 2011 JACKSONVILLE JAGUARS

Date	W/L	Opp.	Tkls-5	Sk-YL	INT-Yds	PD	FF	FR	TFL
9/11	W	TEN	0-0	0-0	0-0	0	0	0	0
9/18	L	at NYJ	0-0	0-0	0-0	0	0	0	0
9/25	L	at CAR	1-1	0-0	0-0	0	0	0	0
10/2	L	NO	2-2	0-0	0-0	0	0	0	0
10/9	L	CIN	0-0	0-0	0-0	0	0	0	0
10/16	L	at PIT	2-1	0-0	0-0	0	0	0	0
10/24	W	BAL	0-0	0-0	0-0	0	0	0	0
10/30	L	at HOU	3-2	0-0	0-0	0	0	0	0
11/13	W	at IND	1-0	0-0	0-0	0	0	0	0
11/20	L	at CLE	0-0	0-0	0-0	0	0	0	0
11/27	L	HOU	0-0	0-0	0-0	0	0	0	0
12/5	L	SD	1-1	0-0	0-0	0	0	0	0
12/11*	W	TB	4-4	0-0	0-0	0	0	0	0
12/15	L	at ATL			INACTIVE				
12/24	L	at TEN			INACTIVE				
1/1	W	IND			INACTIVE				
<b>Totals</b>	<b>1-0</b>	<b>14-11</b>	<b>0-0</b>	<b>0-0</b>	<b>0</b>	<b>0</b>	<b>0</b>	<b>0</b>	<b>0</b>

## 2012 JACKSONVILLE JAGUARS

Date	W/L	Opp.	Tkls-5	Sk-YL	INT-Yds	PD	FF	FR	TFL
9/9	L	at MIN	1-0	0-0	0-0	1	0	0	0
9/16	L	HOU	2-2	0-0	0-0	0	0	0	0
9/23	L	at IND	1-1	0-0	0-0	0	0	0	0
9/30	W	CIN	1-0	0-0	0-0	0	0	0	0
10/7	L	CHI	0-0	0-0	0-0	0	0	0	0
10/21*	L	at OAK	3-3	0-0	0-0	0	0	0	0
10/28*	L	at GB	4-3	0-0	0-0	1	0	0	0
11/4*	L	DET	4-4	0-0	0-0	0	0	0	0
11/8*	L	IND	3-3	0-0	0-2	0	0	0	0
11/18*	L	at HOU	6-3	0-0	0-0	1	0	0	0
11/25	W	TEN	5-5	0-0	0-0	0	0	0	0
12/2	L	at BUF	3-2	0-0	0-0	0	0	0	0
12/9	L	NYJ	0-0	0-0	0-0	0	0	0	0
12/16	L	at MIA	4-3	0-0	0-0	0	0	0	0
12/23*	L	NE	8-8	0-0	1-4	1	0	0	0
12/30*	L	at TEN	5-2	0-0	0-0	0	0	0	0
<b>Totals</b>	<b>0-7</b>	<b>50-39</b>	<b>0-0</b>	<b>1-6</b>	<b>4</b>	<b>0</b>	<b>0</b>	<b>0</b>	<b>0</b>

## 2013 JACKSONVILLE JAGUARS

Date	W/L	Opp.	Tkls-5	Sk-YL	INT-Yds	PD	FF	FR	TFL
9/8	L	KC	0-0	0-0	0-0	0	0	0	0
9/15	L	at OAK	0-0	0-0	0-0	0	0	0	0
9/22	L	at SEA	1-0	0-0	0-0	0	0	0	0
9/29	L	IND	1-1	0-0	0-0	0	0	0	0
10/6	L	at STL	0-0	0-0	0-0	0	0	0	0
10/13	L	at DEN	0-0	0-0	0-0	1	0	0	0
10/20	L	SD	0-0	0-0	0-0	0	0	0	0
10/27	L	SF	1-1	0-0	0-0	0	0	0	0
11/10	W	at TEN	0-0	0-0	0-0	0	0	0	0
11/17	L	ARI	0-0	0-0	0-0	0	0	0	0
11/24	W	at HOU	0-0	0-0	0-0	0	0	0	0
12/1	W	at CLE	0-0	0-0	0-0	1	0	0	0
12/5	W	HOU	0-0	0-0	0-0	0	0	0	0
12/15*	L	BUF	4-3	0-0	0-0	0	0	0	0
12/22	L	TEN	0-0	0-0	0-0	0	0	0	0
12/29	L	at IND	0-0	0-0	0-0	0	0	0	0
<b>Totals</b>	<b>0-1</b>	<b>7-5</b>	<b>0-0</b>	<b>0-0</b>	<b>2</b>	<b>0</b>	<b>0</b>	<b>0</b>	<b>0</b>

## 2014 SEASON JACKSONVILLE, CHICAGO

Date	W/L	Opp.	Tkls-5	Sk-YL	INT-Yds	PD	FF	FR	TFL
9/7	L	at PHI^	2-2	0-0	0-0	0	0	0	1
9/14	L	at WAS^	0-0	0-0	0-0	0	0	0	0
9/21	L	IND^	0-0	0-0	0-0	0	0	0	0
					NOT WITH TEAM				
					NOT WITH TEAM				
					NOT WITH TEAM				
					NOT WITH TEAM				
					NOT WITH TEAM				
11/10	W	CAR#	0-0	0-0	0-0	0	0	0	0
11/16	L	at GB#	0-0	0-0	0-0	0	0	0	0
11/23	W	TEN#	0-0	0-0	0-0	0	0	0	0
11/27	W	at DAL#	0-0	0-0	0-0	0	0	0	0
12/7	L	SEA#	0-0	0-0	0-0	0	0	0	0
12/14	L	DAL#	0-0	0-0	0-0	0	0	0	0
12/20	L	at WAS#	0-0	0-0	0-0	0	0	0	0
12/28	W	at NYG#	0-0	0-0	0-0	0	0	0	0
<b>Totals</b>	<b>0-0</b>	<b>2-2</b>	<b>0-0</b>	<b>0-0</b>	<b>0</b>	<b>0</b>	<b>0</b>	<b>0</b>	<b>1</b>

## 2015 CHICAGO BEARS

Date	W/L	Opp.	Tkls-5	Sk-YL	INT-Yds	PD	FF	FR	TFL
9/13	L	GB			NOT WITH TEAM				
9/20	L	ARI			NOT WITH TEAM				
9/27	L	at SEA			NOT WITH TEAM				
10/4	W	OAK	0-0	0-0	0-0	0	0	0	0
10/11	W	at KC	0-0	0-0	0-0	0	0	0	0
10/18	L	at DET	0-0	0-0	0-0	0	0	0	0
11/1	L	MIN	0-0	0-0	0-0	0	0	0	0
11/9	W	at SD	0-0	0-0	0-0	0	0	0	0
11/15	W	at STL	1-1	0-0	0-0	0	0	0	0
11/22*	L	DEN	6-4	1-0	0-0	0	0	0	0
11/26*	W	at GB	9-8	0-0	0-0	0	1	0	0
12/6*	L	SF	3-2	0-0	0-0	0	0	0	0
12/13*	L	WAS	5-3	0-0	0-0	0	0	0	0
12/20*	L	at MIN	7-7	0-0	0-0	0	0	0	0
12/27	W	at TB	0-0	0-0	0-0	0	0	0	0
1/3	L	DET	0-0	0-0	0-0	0	0	0	0
<b>Totals</b>	<b>1-4</b>	<b>32-28</b>	<b>1-0</b>	<b>0-0</b>	<b>0</b>	<b>1</b>	<b>0</b>	<b>0</b>	<b>0</b>

## 2016 CHICAGO BEARS

Date	W/L	Opp.	Tkls-5	Sk-YL	INT-Yds	PD	FF	FR	TFL
9/11	L	at HOU	0-0	0-0	0-0	0	0	0	0
9/19	L	PHI	3-3	0-0	0-0	0	0	0	0
9/25	L	at DAL	2-2	0-0	0-0	1	0	0	0
10/2	W	DET	0-0	0-0	0-0	0	0	0	0
10/9	L	at IND	7-6	0-0	0-0	0	0	0	0
10/16	L	JAX	0-0	0-0	0-0	0	0	0	0
10/20*	L	at GB	1-0	0-0	0-0	0	0	0	0
10/31	W	MIN	0-0	0-0	0-0	0	0	0	0
11/15	L	at TB	2-0	0-0	0-0	0	0	0	1
11/20	L	at NYG	0-0	0-0	0-0	0	0	0	0
11/27	L	TEN	0-0	0-0	0-0	1	0	0	0
12/4	W	SF	0-0	0-0	0-0	0	0	0	0
12/11	L	at DET	0-0	0-0	0-0	0	0	0	0
12/18	L	GB	0-0	0-0	0-0	0	0	0	0
12/24	L	WAS	0-0	0-0	0-0	0	0	0	0
1/1	L	at MIN	0-0	0-0	0-0	0	0	0	0
<b>Totals</b>	<b>0-1</b>	<b>15-11</b>	<b>0-0</b>	<b>0-0</b>	<b>1</b>	<b>1</b>	<b>0</b>	<b>1</b>	<b>1</b>

\*Denotes Game Started

**83 MYCOLE PRUITT****Ht:** 6-2**Age:** 25**Bears Season:** 2**Acquired:** Waived free agent in 2016 (MIN)**Wt:** 258**College:** Southern Illinois**NFL Season:** 3**TIGHT END**

**PRO CAREER:** Appeared in 20 games with 3 starts in two seasons with the Minnesota Vikings (2015-16) and the Chicago Bears (2016), catching 12 passes for 102 yards (8.5 avg).

**CAREER TRANSACTIONS:** Drafted in the 5th round (143rd overall) by the Minnesota Vikings of the 2015 draft ... signed by Chicago Bears (12/15/16).

**2016 SEASON:** Appeared in 4 games (2 with the Bears), catching 2 passes for 13 yards (6.5 avg) ... in his time with the Bears, caught 1 pass for 6 yards in the season finale at MIN (1/1/17). **GAMES PLAYED-STARTED: 4-0.**

**PREVIOUS SEASONS: 2015:** Played in every game, including Wild Card Playoff, as a rookie for Vikings as the club won the NFC North for the first time since 2009 ... started first career game at Oakland (11/15) ... caught first career pass at Detroit (10/25), a 13-yarder from Teddy Bridgewater ... had season-high 2 catches in 3 games on the season: at Chicago (11/1), at Oakland (11/15) and at Arizona (12/10) ... season-high 36 receiving yards at Arizona (12/10), including a season-long 32-yarder.

**COLLEGE:** Capped record-setting career at SIU as a 2-time consensus first team All-America choice and three time first-team All-MVFC choice ... set SIU record for career receptions (221), single-season record for receptions (81) and ranks second in school history in receiving yards (2,601) and receiving TDs (25) ... caught a pass in 43 of 44 career games ... set Missouri Valley Football Conference record for a TE in catches, receiving yards and TDs ... earned spot as the best TE in MVFC history as part of the 30-year conference anniversary ... as a senior, set SIU school record with 81 catches ... earned first team All-America honors by Associated Press, AFCA and Walter Camp ... led MVFC with 81 catches and had 13 TDs en route to consecutive first team All-Conference honors ... named first team All-America by Associated Press and AFCA as a junior ... missed final 2 games of junior season with broken leg ... started all 11 games as a sophomore in 2012 ... named Honorable Mention All-Conference in 2011 and earned spot on MVFC All-Newcomer Team ... redshirted in 2010.

**PERSONAL:** Played football at Kirkwood High School in Kirkwood, Missouri.

**MYCOLE PRUITT'S NFL STATISTICS****REGULAR SEASON**

Year	Team	GP-GS	Rec	Yds	Avg	Lg	TD
2015	Minnesota	16-3	10	89	8.9	32	0
2016	TOTAL	4-0	2	13	6.5	7	0
<b>NFL totals</b>		<b>20-3</b>	<b>12</b>	<b>102</b>	<b>8.5</b>	<b>32</b>	<b>0</b>

**ADDITIONAL STATS: Kickoff Returns - 2015 -1 for 12 yards.**

**SEASON / CAREER / PLAYOFF HIGHS**

	2016	Career	Playoff
<b>Receptions</b> .....	1, twice	2, three times	2, vs. SEA (1/10/16)
<b>Receiving Yards</b> .....	7, vs. NYG (10/3)*	36, at ARI (12/10/15)	22, vs. SEA (1/10/16)
<b>Longest Reception</b> .....	7, vs. NYG (10/3)*	32, at ARI (12/10/15)	18, vs. SEA (1/10/16)
<b>Receiving TDs</b> .....	None	None	None



## MYCOLE PRUITT'S GAME-BY-GAME STATISTICS

## 2015 MINNESOTA VIKINGS

Date	W/L	Opp.	Rec	Yds	Avg	Long	TD
9/14	L	at SF	0	0	-	-	0
9/20	W	DET	0	0	-	-	0
9/27	W	SD	0	0	-	-	0
10/4	L	at DEN	0	0	-	-	0
10/18	W	KC	0	0	-	-	0
10/25	W	at DET	1	13	13.0	13	0
11/1	W	at CHI	2	15	7.5	9	0
11/8	W	STL	1	6	6.0	6	0
11/15*	W	at OAK	2	7	3.5	4	0
11/22	L	GB	1	8	8.0	8	0
11/29	W	at ATL	0	0	-	-	0
12/6	L	SEA	1	4	4.0	4	0
12/10	L	at ARI	2	36	18.0	32	0
12/20*	W	CHI	0	0	-	-	0
12/27*	W	NYG	0	0	-	-	0
1/3	W	at GB	0	0	-	-	0
<b>Totals</b>	<b>3-0</b>		<b>10</b>	<b>89</b>	<b>8.9</b>	<b>32</b>	<b>0</b>

## 2016 SEASON MINNESOTA, CHICAGO

Date	W/L	Opp.	Rec	Yds	Avg	Long	TD
9/11	W	at TEN^	INACTIVE				
9/18	W	GB^	INACTIVE				
9/26*	W	at CAR^	INACTIVE				
10/3	W	NYG^	1	7	7.0	7	0
10/9	W	HOU^	0	0	-	-	0
			NOT WITH TEAM				
			NOT WITH TEAM				
			NOT WITH TEAM				
			NOT WITH TEAM				
			NOT WITH TEAM				
			NOT WITH TEAM				
			NOT WITH TEAM				
			NOT WITH TEAM				
12/18*	W	GB	INACTIVE				
12/24	L	WAS	0	0	-	-	0
1/1*	L	at MIN	1	6	6.0	6	0
<b>Totals</b>	<b>0-0</b>		<b>2</b>	<b>13</b>	<b>6.5</b>	<b>7</b>	<b>0</b>

^ With MIN

\*Denotes Games Started



82

RUEBEN  
RANDLE

Ht: 6-2

Age: 26

Bears Season: 1

Acquired: Waived FA in 2016 (PHI)

Wt: 208

College: LSU

NFL Season: 5

## WIDE RECEIVER

**PRO CAREER:** Has played in 64 games with 33 starts over 4 seasons with the New York Giants ... career totals include 188 receptions for 2,644 yards (14.1 avg.) and 20 touchdowns and 44 punt returns for 345 yards (7.8 avg.) ... played in all 16 games in 4 straight seasons.

**CAREER TRANSACTIONS:** Drafted in the 2nd round (31st overall) by the New York Giants of the 2012 NFL Draft (5/11/12) ... signed by the Philadelphia Eagles (3/23/16) ... waived by the Philadelphia Eagles (8/28/16) ... signed by the Chicago Bears (1/10/17).

**2016 SEASON:** Waived by Philadelphia prior to the start of the regular season.

**PREVIOUS SEASONS: 2015:** played in all 16 games for the 4th consecutive season, hauling in 57 receptions for 797 yards (14.0 avg) and 8 touchdowns... 8 touchdowns were a career-high... Ranked 2nd on the team in receiving yards and touchdowns...

**2014:** Played in all 16 games with 13 starts, catching 71 passes for 938 yards (13.2 avg) and 3 touchdowns... Caught at least 1 pass in every game... Career- high 71 receptions ranked 2nd on the team... Randle (71) and Odell Beckham Jr. (91), became the 1st Giants duo to record at least 70 receptions each since 2011 (Victor Cruz 82 and Hakeem Nicks, 76)... Had a career-high 8 receptions (for 89 yards) at Washington on Sept. 25.... Hauled in 7 receptions for a then-career high 112 yards vs. San Francisco (11/16)... In St. Louis, Randle had 132 yards, and Beckham, his former LSU teammate, added 148. It was the 1st time 2 players from the same team and the same college each had at least 100 receiving yards in same game since 2007... Caught six passes for a career-high 158 yards vs. Philadelphia (12/28)... He and Beckham each exceeded 100 yards in the final 2 games, the 1st time the Giants had two 100-yard receivers in back-to-back games since Oct. 6. **2013:** Played in all 16 games with 3 starts, catching 41 passes for 611 yards (14.9 avg) and 6 touchdowns... Added 29 punt returns for 237 yards (8.2 avg.)... Opened the season with a career-high 101 receiving yards at Dallas (9/8), joining Victor Cruz (118 yards) and Hakeem Nicks (114) making it the 1st time in franchise history that 3 different players exceeded the century mark in the same game... Tied his career high with 6 receptions vs. Philadelphia (10/6)... **2012:** played in all 16 games as a rookie with 1 start, hauling in 19 receptions for 298 yards (15.7) avg and 3 touchdowns ... Added 15 punt returns for 108 yards (7.2 avg.)... Recorded first career



reception at Carolina (9/20)...Made 1st NFL start in season finale vs. Philadelphia (12/30).

**COLLEGE:** Played in 40 games with 25 starts at LSU... Caught 97 passes for 1,634 yards (16.9 avg.) and 13 touchdowns... Randle's 8 touchdown catches in 2011 placed 11th on the Tigers' annual list... In 2011, earned 1st-team All-SEC honors from the league's coaches... Led the team and finished with a career-high 53 receptions for 917 yards (17.3 avg) and 8 touchdowns... **2010** - Played in 13 games with 9 starts at flanker...Ranked 2nd on the team with 33 receptions for 544 yards (16.5 yard avg.) and 3 touchdowns... **2009** - Played in 13 games with 4 starts as a true freshman.

**PERSONAL:** Played at Bastrop High School...Guided the Rams to an 11-2 finish as a senior and 41-2 overall in his 3 seasons as a starter...2008 Parade All-American...Threw for 2,442 yards and 20 touchdowns while completing 166 of 274 attempts (60.6%) with 9 interceptions.

## RUEBEN RANDLE'S NFL STATISTICS

### REGULAR SEASON

Year	Team	GP-GS	Rec	Yds	Avg	Lg	TD	Rush	Yds	Avg	Lg	TD
2012	N.Y. Giants	16-1	19	298	15.7	56	3	0	0	-	-	0
2013	N.Y. Giants	16-3	41	611	14.9	37t	6	0	0	-	-	0
2014	N.Y. Giants	16-13	71	938	13.2	49	3	0	0	-	-	0
2015	N.Y. Giants	16-16	57	797	14.0	72t	8	0	0	-	-	0
<b>NFL totals</b>		<b>64-33</b>	<b>188</b>	<b>2,644</b>	<b>14.1</b>	<b>72t</b>	<b>20</b>	<b>0</b>	<b>0</b>	-	-	<b>0</b>

Year	Team	KR	Yds	Avg	LG	TD	PR	FC	Yds	Avg	Lg	TD
2012	N.Y. Giants	0	0	-	-	0	15	15	108	7.2	18	0
2013	N.Y. Giants	0	0	-	-	0	29	24	237	8.2	32	0
2014	N.Y. Giants	0	0	-	-	0	0	10	0	-	-	0
<b>NFL Totals</b>		<b>0</b>	<b>0</b>	-	-	<b>0</b>	<b>44</b>	<b>49</b>	<b>345</b>	<b>7.8</b>	<b>32</b>	<b>0</b>

### SEASON / CAREER / PLAYOFF HIGHS

	2016	Career	Playoff
Receptions.....	None.....	8, at WAS (9/25/14).....	None.....
Receiving Yards.....	None.....	158, vs. PHI (12/28/14).....	None.....
Longest Reception.....	None.....	72t, at MIN (12/27/15).....	None.....
Receiving TDs.....	None.....	2, twice.....	None.....

### RUEBEN RANDLE'S GAME-BY-GAME STATISTICS

#### 2012 NEW YORK GIANTS

Date	W/L	Opp.	Rec	Yds	Avg	Long	TD
9/5	L	DAL	0	0	-	-	0
9/16	W	TB	0	0	-	-	0
9/20	W	at CAR	1	4	4.0	4	0
9/30	L	at PHI	0	0	-	-	0
10/7	W	CLE	6	82	13.7	36	0
10/14	W	at SF	0	0	-	-	0
10/21	W	WAS	0	0	-	-	0
10/28	W	at DAL	2	68	34.0	56	0
11/4	L	PIT	0	0	-	-	0
11/11	L	at CIN	2	4	2.0	5	0
11/25	W	GB	2	26	13.0	16t	1
12/3	L	at WAS	1	13	13.0	13	0
12/9	W	NO	0	0	-	-	0
12/16	L	at ATL	0	0	-	-	0
12/23	L	at BAL	1	43	43.0	43	0
12/30*	W	PHI	4	58	14.5	38t	2
<b>Totals</b>	<b>1-0</b>		<b>19</b>	<b>298</b>	<b>15.7</b>	<b>56</b>	<b>3</b>

#### 2014 NEW YORK GIANTS

Date	W/L	Opp.	Rec	Yds	Avg	Long	TD
9/8*	L	at DET	2	1	0.5	1	0
9/14*	L	ARI	4	39	9.8	13	1
9/21*	W	HOU	5	27	5.4	9	0
9/25*	W	at WAS	8	89	11.1	27	0
10/5*	W	ATL	4	33	8.3	18	1
10/12*	L	at PHI	5	58	11.6	17	0
10/19*	L	at DAL	6	74	12.3	17	0
11/3*	L	IND	4	49	12.3	18	0
11/9*	L	at SEA	5	39	7.8	11	0
11/16*	L	SF	7	112	16.0	26	1
11/23*	L	DAL	3	36	12.0	21	0
11/30	L	at JAX	3	52	17.3	23	0
12/7	W	at TEN	1	9	9.0	9	0
12/14	W	WAS	2	30	15.0	18	0
12/21*	W	at STL	6	132	22.0	49	1
12/28*	L	PHI	6	158	26.3	43	0
<b>Totals</b>	<b>4-9</b>		<b>71</b>	<b>938</b>	<b>13.2</b>	<b>49</b>	<b>3</b>


#### 2013 NEW YORK GIANTS

Date	W/L	Opp.	Rec	Yds	Avg	Long	TD
9/8	L	at DAL	5	101	20.2	26	0
9/15	L	DEN	3	14	4.7	8	0
9/22	L	at CAR	2	40	20.0	24	0
9/29*	L	at KC	1	7	7.0	7	0
10/6	L	PHI	6	96	16.0	26t	2
10/10	L	at CHI	3	75	25.0	37t	1
10/21	W	MIN	3	40	13.3	24t	1
10/27	W	at PHI	0	0	-	-	0
11/10	W	OAK	3	50	16.7	25	1
11/17	W	GB	3	37	12.3	26t	1
11/24*	L	DAL	3	64	21.3	22	0
12/1	W	at WAS	3	20	6.7	9	0
12/8	L	at SD	2	27	13.5	18	1
12/15	L	SEA	0	0	-	-	0
12/22*	W	at DET	4	40	10.0	26	0
12/29	W	WAS	0	0	-	-	0
<b>Totals</b>	<b>0-3</b>		<b>41</b>	<b>611</b>	<b>14.9</b>	<b>37t</b>	<b>6</b>

#### 2015 NEW YORK GIANTS

Date	W/L	Opp.	Rec	Yds	Avg	Long	TD
9/13*	L	at DAL	3	23	7.7	16	0
9/20*	L	ATL	1	5	5.0	5	0
9/24*	W	WAS	7	116	16.6	41t	1
10/4*	W	at BUF	3	31	10.3	22	1
10/11*	W	SF	5	42	8.4	16	0
10/19*	L	at PHI	5	44	8.8	15	0
10/25*	W	DAL	2	68	34.0	44	0
11/1*	L	at NO	5	55	11.0	19	0
11/8*	W	at TB	5	40	8.0	13	1
11/15*	L	NE	3	51	17.0	31	0
11/29*	L	at WAS	1	36	36.0	40t	1
12/6*	L	NYJ	2	22	11.0	16	0
12/14*	W	at MIA	5	58	11.6	22	1
12/20*	L	CAR	4	47	11.8	27t	1
12/27*	L	at MIN	2	80	40.0	72t	1
1/3*	L	PHI	4	79	19.8	45t	1
<b>Totals</b>	<b>6-10</b>		<b>57</b>	<b>797</b>	<b>14.0</b>	<b>72t</b>	<b>8</b>





6

## MARK SANCHEZ

Ht: 6-2

Wt: 225

Age: 31

College: USC

Bears Season: 1

NFL Season: 9

Acquired: Unrestricted free agent in 2017 (DAL)

## QUARTERBACK

**PRO CAREER:** Has started 72 of 77 games over eight seasons with the New York Jets, (2009-12), Philadelphia Eagles (2014-15), and Dallas Cowboys (2016), completing 1,295-of-2,285 pass attempts (56.7 percent) for 15,219 yards, 86 touchdowns and 86 interceptions for a QB rating of 73.9.... Has added 449 yards on 169 attempts (2.7 avg) and 13 touchdowns... Owns a 37-35 as a starter... Led the Jets to the AFC championship game as a rookie following the 2009 season and again the following post-season following the 2010 campaign... 2010 AFC Championship appearance made him one of only six rookie quarterbacks in NFL history to lead their team to that fame... Set a career-high in passing yards (3,474) and passing (26) and rushing (6) touchdowns in the 2011 season... Missed the 2013 season due to injury

**HORNS AND AWARDS:** 2009 - PFWA ALL-Rookie Team

**CAREER TRANSACTIONS:** Selected in the first round (5th overall) by the New York Jets in the 2009 NFL Draft... Re-signed 3-year extension with the Jets (3/9/12)... Waived by Jets (3/21/14)... Signed by Philadelphia Eagles (3/28/14)... Traded to Denver Broncos (3/11/16)... Waived by the Broncos (9/3/16)... Signed by Dallas Cowboys (9/4/16)... Signed by Chicago Bears (3/23/17). **SIGNED THROUGH 2016.**

**2016 SEASON:** Appeared in 2 games as a sub for the Dallas Cowboys, completing 10-of-18 passes (55.6 percent) and 2 interceptions.

**PREVIOUS SEASONS:** 2015- Appeared in 4 games with 2 starts for the Philadelphia Eagles... Completed 59-of-91 passes (64.8 percent) for 616 yards, 4 touchdowns and 4 interceptions for a QB rating of 80.7... Added 22 rushing yards on 6 attempts (3.7 avg). 2014 - Appeared in 9 games with 8 starts for the Philadelphia Eagles... Completed 198-of-309 passes (64.1 percent) for 2,418 yards, 14 touchdowns and 11 interceptions for a career-high QB rating of 88.4... Added 87 rushing yards on 34 attempts (2.6 avg) and 1 touchdown. 2013 - Spent the season on Injured Reserve after suffering a shoulder injury during the pre-season. 2012 - Started 15 games for the New York Jets... Completed 246-of-453 attempts (54.3 percent) for 2,883 yards, 13 touchdowns and 18 interceptions for a QB rating of 66.9... Added 28 rushing yards. 2011 - Started all 16 games for the New York Jets... Completed 308-of-543 passes for a 3,474 yards (56.7 percent), 26 touchdowns (both career-highs) and 18 interceptions for a QB rating of 78.2... Added 103 rushing yards on 37 attempts (2.8 avg) and 6 touchdowns (career-high). 2010 - Started all 16 games for the New York Jets... Completed 278-of-507 passes (54.8 percent) for 3,291 yards, 17 touchdowns and 13 interceptions for a QB rating of 75.3... Added 105 yards on the ground on 30 attempts (3.5 avg) and 3 touchdowns... Led the team to the AFC championship game for the second season in a row. 2009 - Started 15 games as a rookie for the New York Jets... Completed 196-of-364 passes (53.8 percent) for 2,444 yards, 12 touchdowns and 20 interceptions... Added 106 rushing yards on 36 attempts (2.9 avg) and 3 touchdowns... One of only six rookie quarterbacks in league history to lead team to conference championship game.

**COLLEGE:** Appeared in 27 games (16 starts) at USC, completing 64.3 percent of his passes for 3,965 yards and 41 touchdowns... Started all 13 games as a junior in 2008, completing 65.5 percent of his passes for a Pac-10 Conference-leading 3,207 yards and 34 touchdowns... Earned first-team All-Pac-10 honors in addition to being named a finalist for the Manning Award (nation's top QB after Bowl Season) and a semi-finalist for the Davey O'Brien Award and Maxwell Award.

**PERSONAL:** Attended Mission Viejo (Calif) High School as a junior and senior and posted a 27-1 record as a starter... Named 2004 Parade Player of the Year and SuperPrep Player of the Year in addition to earning All-American honors from several publications... Garnered All-South Coast League Co-Offensive MVP honors and led Mission Viejo to a CIF Division II championship as a senior in 2004 after completing 61.6 percent of his passes for 2,441 and 24 touchdowns... Played basketball and baseball at Mission Viejo, winning the California state championship in basketball his junior year... Partnered with many different charitable organizations and outreach programs during his NFL career, including Hurricane Sandy relief efforts in New York, the Hollenbeck Youth Center and the Inner-City Games in Los Angeles, the Children's Hospital of Orange County (CHOC) and the Children's Hospital of Philadelphia (CHOP)... Fluent in Spanish.



## MARK SANCHEZ'S NFL STATISTICS

## REGULAR SEASON

Year	Team	GP-GS	Att	Cmp	Pct	Yds	Yds/Att	TD	Int	Lg	Sk-Yds	Rating
2009	N.Y. Jets	15-15	364	196	53.8	2,444	6.7	12	20	65t	26-195	63.0
2010	N.Y. Jets	16-16	507	278	54.8	3,291	6.5	17	13	74t	27-171	75.3
2011	N.Y. Jets	16-16	543	308	56.7	3,474	6.4	26	18	74	39-243	78.2
2012	N.Y. Jets	15-15	453	246	54.3	2,883	6.4	13	18	66	34-209	66.9
2014	Philadelphia	9-8	309	198	64.1	2,418	7.8	14	11	72	23-151	88.4
2015	Philadelphia	4-2	91	59	64.8	616	6.8	4	4	43	9-54	80.7
2016	Dallas	2-0	18	10	55.6	93	5.2	0	2	33	3-25	30.3
<b>NFL totals</b>		<b>77-72</b>	<b>2,285</b>	<b>1,295</b>	<b>56.7</b>	<b>15,219</b>	<b>6.7</b>	<b>86</b>	<b>86</b>	<b>74t</b>	<b>161-1,048</b>	<b>73.9</b>

Record as Starter: 37-35 (.514) - 2009 (8-7), 2010 (11-5), 2011 (8-8), 2012 (6-9), 2014 (4-4), 2015 (0-2).

ADDITIONAL STATS: Fumbles-Lost -- (51-24): 2009 (10-3), 2010 (9-1), 2011 (10-8), 2011 (10-8), 2012 (14-8), 2014 (7-3), 2015 (1-1).

Year	Team	Rush	Yds	Avg	Lg	TD
2009	N.Y. Jets	36	106	2.9	14t	3
2010	N.Y. Jets	30	105	3.5	20	3
2011	N.Y. Jets	37	103	2.8	25	6
2012	N.Y. Jets	22	28	1.3	8	0
2014	Philadelphia	34	87	2.6	15	1
2015	Philadelphia	6	22	3.7	11	0
2016	Dallas	4	-2	-0.5	1	0
<b>NFL totals</b>		<b>169</b>	<b>449</b>	<b>2.7</b>	<b>25</b>	<b>13</b>

## POSTSEASON

Year	Team	GP-GS	Att	Cmp	Pct	Yds	Yds/Att	TD	Int	Lg	Sk-Yds	Rating
2009	N.Y. Jets	3-3	68	41	60.3	539	7.9	4	2	80t	1-7	92.7
2010	N.Y. Jets	3-3	89	54	60.7	616	6.9	5	1	58t	3-19	95.5
<b>NFL totals</b>		<b>6-6</b>	<b>157</b>	<b>95</b>	<b>60.5</b>	<b>1,155</b>	<b>7.4</b>	<b>9</b>	<b>3</b>	<b>80t</b>	<b>4-26</b>	<b>94.3</b>

## SEASON / CAREER / PLAYOFF HIGHS

	2016	Career	Playoff
Attempts	17, at PHI (1/1/17)	59, vs. NYG (12/24/11)	33, at PIT (1/23/11)
Completions	9, at PHI (1/1/17)	37, at WAS (12/20/14)	20, at PIT (1/23/11)
Passing Yards	85, at PHI (1/1/17)	374, at WAS (12/20/14)	257, at IND (1/24/10)
TD Passes	None	4, vs. BUF (11/27/11)	3, at NE (1/16/11)
Interceptions	2, at PHI (1/1/17)	5, vs. BUF (10/18/09)	1, three times
Longest Completion	33, at PHI (1/1/17)	74t, at DET (11/7/10)	80t, at IND (1/24/10)

## MARK SANCHEZ'S GAME-BY-GAME STATISTICS

## 2009 NEW YORK JETS

Date	W/L	Opp.	Att	Cmp	Yds	Pct.	TD	INT	Lg	Sk/Lst	Rtg
9/13*	W	at HOU	31	18	272	58.1	1	1	40	0/0	84.3
9/20*	W	NE	22	14	163	63.6	1	0	45	2/26	101.1
9/27*	W	TEN	30	17	171	56.7	2	1	46	3/25	81.4
10/4*	L	at NO	27	14	138	51.9	0	3	17	4/26	27.0
10/12*	L	at MIA	35	20	265	57.1	2	0	53	1/1	87.5
10/18*	L	BUF	29	10	119	34.5	0	5	33	2/23	8.3
10/25*	W	at OAK	16	9	143	56.3	1	0	35t	1/12	107.0
11/1*	L	MIA	35	20	265	57.1	2	0	53	2/14	100.3
11/15*	L	JAC	30	16	212	53.3	1	2	41	0/0	59.3
11/22*	L	at NE	21	8	136	38.1	1	4	33	2/14	37.1
11/29*	W	CAR	17	13	154	76.5	0	11	26	3/10	79.0
12/3*	W	at BUF	15	7	104	46.7	1	0	45	2/18	92.1
12/13	W	at TB			INACTIVE						
12/20*	L	ATL	32	18	226	56.3	1	3	65t	2/11	49.7
12/27*	W	at IND	19	12	106	63.2	0	0	16	2/15	78.0
1/3*	W	CIN	16	8	63	50.0	0	0	14	0/0	60.2
<b>Totals</b>	<b>8-7</b>		<b>364</b>	<b>196</b>	<b>2,444</b>	<b>53.8</b>	<b>12</b>	<b>20</b>	<b>65t</b>	<b>26/195</b>	<b>63.0</b>

## 2010 NEW YORK JETS

Date	W/L	Opp.	Att	Cmp	Yds	Pct.	TD	INT	Lg	Sk/Lst	Rtg
9/13*	L	BAL	21	10	74	47.6	0	0	13	2/14	56.4
9/19*	W	NE	30	21	220	70.0	3	0	39	3/20	124.3
9/26*	W	at MIA	28	15	256	53.6	3	0	67t	0/0	120.5
10/3*	W	at BUF	24	14	161	58.3	2	0	41t	0/0	106.4
10/11*	W	MIN	44	21	191	47.7	0	0	31	2/18	59.9
10/17*	W	at DEN	30	17	198	56.7	1	2	41	2/8	60.1
10/31*	L	GB	38	16	256	42.1	0	2	49	2/15	43.3
11/7**	W	at DET	39	22	336	56.4	1	1	74t	1/9	82.9
11/14**	W	at CLE	44	27	299	61.4	2	1	37t	2/15	87.2
11/21**	W	HOU	38	22	315	57.9	3	1	42	3/17	100.2



11/25*	W	CIN	28	16	166	57.1	1	1	23	2/17	71.4
12/6*	L	at NE	33	17	164	51.5	0	3	24	1/15	27.8
12/12*	L	MIA	44	17	216	38.6	0	1	42	6/23	45.3
12/19*	W	at PIT	29	19	170	65.5	0	0	38	1/0	81.1
12/26*	L	at CHI	37	24	269	64.9	1	1	26	0/0	84.2
1/2*	W	BUF	0	0	0	-	0	0	-	0/0	-
<b>Totals</b>	<b>11-5</b>		<b>467</b>	<b>507</b>	<b>3,291</b>	<b>54.8</b>	<b>17</b>	<b>13</b>	<b>74t</b>	<b>27/171</b>	<b>75.3</b>

**2011 NEW YORK JETS**

Date	W/L	Opp.	Att	Cmp	Yds	Pct.	TD	INT	Lg	Sk/Lst	Rtg
9/11*	W	DAL	44	26	335	59.1	2	1	33	4/20	88.7
9/18*	W	JAX	24	17	182	70.8	2	2	37	1/0	85.8
9/25*	L	at OAK	44	27	369	61.4	2	1	74	4/30	93.8
10/2*	L	at BAL	35	11	119	31.4	0	1	30	2/7	30.5
10/9*	L	at NE	26	16	166	61.5	2	0	22	2/8	105.6
10/17*	W	MIA	25	14	201	56.0	1	0	38t	1/7	95.6
10/23*	W	SD	33	18	173	54.5	3	1	34	2/17	87.1
11/6*	W	at BUF	28	20	230	71.4	1	1	24	1/8	92.9
11/13*	L	NE	39	20	306	51.3	1	2	38	5/38	64.7
11/17*	L	at DEN	40	24	252	60.0	0	1	30	3/17	67.9
11/27*	W	BUF	35	17	180	48.6	4	1	22	0/0	90.2
12/4*	W	at WAS	32	19	165	59.4	1	0	30t	0/0	83.5
12/11*	W	KC	21	13	181	61.9	2	0	36	3/26	121.3
12/18*	L	at PHI	26	15	150	57.7	2	2	41	4/30	67.8
12/24*	L	NYG	59	30	258	50.8	1	2	15	5/32	54.2
1/1*	L	at MIA	32	21	207	65.6	2	3	30	2/3	65.5
<b>Totals</b>	<b>8-8</b>		<b>543</b>	<b>308</b>	<b>3,474</b>	<b>56.7</b>	<b>26</b>	<b>18</b>	<b>74</b>	<b>39/243</b>	<b>78.2</b>

**2012 NEW YORK JETS**

Date	W/L	Opp.	Att	Cmp	Yds	Pct.	TD	INT	Lg	Sk/Lst	Rtg
9/9*	W	BUF	27	19	266	70.4	3	1	33t	0/0	123.4
9/16*	W	at PIT	27	10	138	37.0	1	0	45	2/9	66.6
9/23*	L	at MIA	45	21	306	46.7	1	2	66	1/6	58.2
9/30*	L	SF	29	13	103	44.8	0	1	22	3/12	39.9
10/7*	L	HOU	31	14	230	45.2	1	2	36	3/13	54.5
10/21*	W	IND	18	11	82	61.1	2	0	12	1/6	109.0
10/29*	L	at NE	41	28	328	68.3	1	1	26	4/31	90.3
11/4*	L	MIA	54	28	283	51.9	1	1	23	4/25	65.6
11/11*	W	at SEA	22	9	124	40.9	0	1	43	3/31	40.7
11/19*	W	at STL	20	15	178	75.0	1	0	32	3/12	118.3
11/25*	L	NE	36	26	301	72.2	1	1	39	2/15	94.8
12/2*	L	ARI	21	10	97	47.6	0	3	24	3/14	21.4
12/9*	W	at JAX	19	12	111	63.2	0	0	37	1/7	79.1
12/13*	L	at TEN	28	13	131	46.4	1	4	22	3/22	32.6
12/24	L	SD				INACTIVE					
12/30*	W	at BUF	35	17	205	48.6	0	1	40	1/6	55.1
<b>Totals</b>	<b>6-9</b>		<b>453</b>	<b>246</b>	<b>2,883</b>	<b>54.3</b>	<b>13</b>	<b>18</b>	<b>66</b>	<b>34/209</b>	<b>66.9</b>

**2013 NEW YORK JETS** PLACED ON INJURED RESERVE (9/14)**2014 PHILADELPHIA EAGLES**

Date	W/L	Opp.	Att	Cmp	Yds	Pct.	TD	INT	Lg	Sk/Lst	Rtg
DID NOT PLAY GAMES 1-7											
11/2	W	at HOU	22	15	202	68.2	2	2	52	2/13	89.6
11/10*	W	CAR	37	20	332	54.1	2	0	37	1/4	102.5
11/16*	L	at GB	44	26	346	59.1	2	2	40	3/26	80.3
11/23*	W	TEN	43	30	307	69.8	1	2	24	2/9	78.3
11/27*	W	at DAL	29	20	217	69.9	1	0	58	1/9	102.2
12/7*	L	SEA	20	10	96	50.0	2	1	35t	3/14	76.3
12/14*	L	DAL	28	17	252	60.7	0	2	72	4/33	60.4
12/20*	L	at WAS	50	37	374	74.0	2	1	26	3/13	99.9
12/30*	W	MIN	36	23	292	63.9	2	1	44t	4/30	96.1
<b>Totals</b>	<b>3-4</b>		<b>309</b>	<b>198</b>	<b>2,418</b>	<b>64.1</b>	<b>14</b>	<b>11</b>	<b>72</b>	<b>23/151</b>	<b>88.4</b>

**2015 PHILADELPHIA EAGLES**

Date	W/L	Opp.	Att	Cmp	Yds	Pct.	TD	INT	Lg	Sk/Lst	Rtg
DID NOT PLAY GAMES 1-8											
11/15	L	MIA	23	14	156	60.9	9	1	20	0/0	63.0
11/22*	L	TB	41	26	261	63.4	2	3	39t	3/14	67.2
11/26*	L	at DET	27	19	199	70.4	2	0	43	6/40	116.1
DID NOT PLAY GAMES 12-13											
12/20	L	ARI	0	0	0		0	0	-	0/0	-
DID NOT PLAY GAMES 15-16											
<b>Totals</b>	<b>0-2</b>		<b>91</b>	<b>59</b>	<b>616</b>	<b>64.8</b>	<b>4</b>	<b>4</b>	<b>43</b>	<b>9/54</b>	<b>80.7</b>

**2016 DALLAS COWBOYS**

Date	W/L	Opp.	Att	Cmp	Yds	Pct.	TD	INT	Lg	Sk/Lst	Rtg
DID NOT PLAY GAMES 1-7											
11/6	W	at CLE	1	1	8	100.0	0	0	8	0/0	100.0
DID NOT PLAY GAMES 10-15											
1/1	W	at PHI	17	9	85	52.9	0	2	33	3/25	27.5
<b>Totals</b>	<b>0-0</b>		<b>18</b>	<b>10</b>	<b>93</b>	<b>55.6</b>	<b>0</b>	<b>2</b>	<b>33</b>	<b>3/25</b>	<b>30.3</b>

**48** PATRICK SCALES**Ht:** 6-4**Wt:** 244**Age:** 29**College:** Utah State**Bears Season:** 2**NFL Season:** 3**Acquired:** Waived free agent in 2015 (BAL)**LONG SNAPPER**

**PRO CAREER:** Appeared in 7 contests as a long snapper for the Ravens (2014) and Bears (2015) during the regular season... Also appeared in 2 postseason contests as Ravens long snapper... Entered the NFL with the Ravens in 2011 as an undrafted free agent out of Utah State... Also spent time with the Miami Dolphins (2013), New York Jets (2013) and Tampa Bay Buccaneers (2014).

**CAREER TRANSACTIONS:** Signed with the Baltimore Ravens as an undrafted free agent (7/28/11)... Waived by the Ravens (9/3/11)... Signed by Baltimore (4/30/12)... Waived by the Ravens (8/26/12)... Signed by the Miami Dolphins (4/8/13)... Waived by Miami (5/15/13)... Signed by the New York Jets (7/23/13)... Waived by the Jets (8/26/13)... Signed by the Tampa Bay Buccaneers (1/6/14)... Waived by the Buccaneers (4/9/14)... Signed by the Baltimore Ravens (12/18/14)... Re-signed with Baltimore (4/21/15)... Waived by the Ravens (8/31/15)... Signed by the Chicago Bears (11/28/15).

**2016 SEASON:** Appeared in 16 games as the team's long snapper. **GAMES PLAYED-STARTED: 16-0**

**PREVIOUS SEASONS: 2015-** Appeared in 5 contests (Games 12-16) as the Bears long snapper... Spent preseason with Baltimore. **2014 -** Appeared in 2 contests for Baltimore handling the long snapping duties... Made NFL debut on December 21 at Houston... Was team's long snapper for both postseason contests... Spent part of the 2014 offseason with the Tampa Bay Buccaneers. **2013 -** Signed by Miami during the 2013 offseason but was released prior to training camp... Signed with the New York Jets spending training camp with the team. **2012 -** Spent a majority of the 2012 offseason and training camp with Baltimore but was released prior to the start of the regular season. **2011 -** Entered the NFL with Baltimore as an undrafted free agent out of Utah State... Spent training camp with the team but was released prior to the start of the regular season.

**COLLEGE:** Saw action in 40 games during his career at Utah State, serving as the team's long snapper his final three seasons... As a redshirt freshman in 2007, appeared in every game, collecting 2 STTs... Following the season, was awarded a full scholarship by the coaching staff... Redshirted as a true freshman in 2006 after walking on to the team... Earned all-WAC Academic honors as a junior in 2008.

**PERSONAL:** Attended Weber (Pleasant View, UT) HS, where he garnered second-team All-Region honors playing TE, DE and long snapper as a senior... Also played basketball and baseball... Was an Academic all-State and all-Region honoree... Father, Herbert, played football at Georgia Tech.

**PATRICK SCALES' NFL STATISTICS****REGULAR SEASON**

**GAMES PLAYED-STARTED - 23-0:** 2014 BAL (2-0); 2015 GB (5-0); 2016 CHI (16-0).



9

## CONNOR SHAW

Ht: 6-1

Wt: 210

Age: 26

College: South Carolina

Bears Season: 2

NFL Season: 3

Acquired: Free agent signing 2016 (CLE)

## QUARTERBACK

**PRO CAREER:** Started 1 game for the Cleveland Browns in 2014... completed 14 of 28 passes for 177 yards and one interception.

**CAREER TRANSACTIONS:** Signed by the Cleveland Browns as an undrafted free agent (5/12/14)... waived by the Browns (8/30/14)... signed to the Cleveland Browns practice squad (9/1/14)... signed to the Browns active roster (12/27/14)... waived by the Cleveland Browns (6/30/16)... Acquired via waivers by Chicago Bears (7/1/16)... re-signed with the Chicago Bears through the 2017 season (3/4/17)... **SIGNED THROUGH 2017.**

**2016 SEASON:** Spent 2016 season on Injured Reserve

**PREVIOUS SEASONS:** **2015-** Did not appear in a game. **2014 -** Started last game of the regular season, completing 14 of 28 passes for 177 yards...Spent first 16 weeks of season on practice squad.

**COLLEGE:** Finished his career at South Carolina as the winningest quarterback in school history with a 27-5 (.844) career record as a starter, including a perfect 17-0 record at home...Completed 480 of 733 passes (65.5 percent) for 6,074 yards with 56 TDs and 16 interceptions in 43 games played...Finished with 1,683 career rushing yards and 17 TDs...Received SEC Offensive Player of the Week honors five times during his career...Named a team captain in 2013...Ranked 10th in the country in passing efficiency as a senior...Completed 180 passes of 284 attempts for 2,447 yards, 23 TDs and one interception in 2013, while rushing for a career-high 558 yards...Named SEC Offensive Player of the Week for his late-game performance in an overtime win at Missouri (Oct. 26), when he did not start due to injury but came out in the second half to help South Carolina overcome a 17-0 deficit in the fourth quarter with 201 passing yards and three TDs...As a junior, finished with a school-record 67.5 completion percentage, completing 154 of 228 passes for 1,956 yards and 17 TDs...Ranked third in the SEC and 10th in the country in pass efficiency (158.1)...Amassed 14 TD passes as a sophomore, completing 123 of 188 attempts.

**PERSONAL:** Played at Flowery Branch High School in Georgia and played for his father Lee... He passed for 5,300 yards in 2 years as the starter and was a receiver his sophomore season having 1,200 yards receiving.

### CONNOR SHAW'S NFL STATISTICS

#### REGULAR SEASON

Year	Team	GP-GS	Att	Cmp	Pct	Yds	Yds/Att	TD	Int	Lg	Sk-Yds	Rating
2014	Cleveland	1-1	28	14	50.0	177	6.3	0	1	49	4-27	55.2


Record as Starter: 0-1 (.000). 2014 (0-1).

**ADDITIONAL STATS: Fumbles-Lost -- (1-1):** 2014 (1-1).

Year	Team	Rush	Yds	Avg	Lg	TD
2014	Cleveland	7	9	1.3	7	0

#### SEASON / CAREER / PLAYOFF HIGHS

	2016	Career	Playoff
Attempts	None	28, at BAL(12/28/14)	None
Completions	None	14, at BAL (12/28/14)	None
Passing Yards	None	177, at BAL (12/28/14)	None
TD Passes	None	None	None
Interceptions	None	1, at BAL (12/28/14)	None
Longest Completion	None	49, at BAL (12/28/14)	None



# 88 DION SIMS

**Ht:** 6-4**Wt:** 271**Age:** 26**College:** Michigan State**Bears Season:** 1**NFL Season:** 5**Acquired:** Unrestricted free agent 2017 (MIA)

## TIGHT END

**PRO CAREER:** Appeared in 56 games (22 starts) in four seasons with Miami Dolphins (2013-16), catching 74 passes for 699 yards and 8 touchdowns, which ranks 2nd most by a Dolphins tight end since 2013... 8 TDs were 2nd most by MIA TE since 2013.

**CAREER TRANSACTIONS:** Drafted by the Miami Dolphins in the 4th round (106th overall) ...Signed by the Bears (3/9/17).

**2016 SEASON:** Appeared in 14 games (11 starts) for the Miami Dolphins... Caught 26 passes for 256 yards (9.8 avg) and 4 touchdowns...Ranked 2nd on team in TDs... 26 receptions and 4 TDs are both career-highs.

**PREVIOUS SEASONS:** **2015** – Appeared in 13 games (4 starts) for the Dolphins... Caught 18 passes for 127 yards and 1 touchdown... **2014**- Saw action in 14 games (2 starts) for the Dolphins... Recorded 24 receptions for 284 yards and 2 touchdowns... **2013**- Played in 15 games (5 starts) as a rookie for the Dolphins... Caught 6 passes for 32 yards and 1 touchdown.

**COLLEGE:** Appeared in 38 games (13 starts) in 3 seasons at Michigan State... Totaled 59 receptions for 707 yards and 8 touchdowns in his career as a Spartan... Selected to second- team All-Big Ten as a junior by coaches and media, ESPN.com and Phil Steele... Selected first team by CollegeFootballNews.com.

**PERSONAL:** Played football at St. Mary's Catholic High School in Orchard Lake, Michigan... Lettered in football and basketball... Earned All-American honors and was regarded as the fifth-best tight end in the nation as a senior... Had four catches for 86 yards (21.5 avg) and one touchdown... Earned first-team all-state honors in football as a junior... Led team in receptions with 29 catches for 604 yards (20.8 avg) and three touchdowns.

### DION SIMS' NFL STATISTICS

**REGULAR SEASON**

Year	Team	GP-GS	Rec	Yds	Avg	Lg	TD
2013	Miami	15-5	6	32	5.3	8	1
2014	Miami	14-2	24	284	11.8	38	2
2015	Miami	13-4	18	127	7.1	22	1
2016	Miami	14-11	26	256	9.8	28	4
<b>NFL totals</b>		<b>56-22</b>	<b>74</b>	<b>699</b>	<b>9.4</b>	<b>38</b>	<b>8</b>

**ADDITIONAL STATS:** Kickoff Returns - 3 for 17 yards: 2011 (2 for 7 yards); 2014 (1 for 10 yards).

**SEASON / CAREER / PLAYOFF HIGHS**

	2016	Career	Playoff
Receptions	4, three times	4, six times	5, at PIT (1/8/17)
Receiving Yards	53, vs. SF (11/27)	58, at NYJ (12/1/14)	34, at PIT (1/8/17)
Longest Reception	28, at NYJ (12/17)	38, at JAX (10/26/14)	17, at PIT (1/8/17)
Receiving TDs	2, at NYJ (12/17)	Same	None



## DION SIMS' GAME-BY-GAME STATISTICS

## 2013 MIAMI DOLPHINS

Date	W/L	Opp.	Rec	Yds	Avg	Long	TD	
9/8*	W	at CLE	0	0	0.0	-	0	
9/15*	W	at IND	0	0	0.0	-	0	
9/22	W	ATL	1	1	1.0	1t	1	
9/30	L	at NO	0	0	0.0	-	0	
10/6	L	BAL	0	0	0.0	-	0	
10/20*	L	BUF	0	0	0.0	-	0	
10/27*	L	at NE	1	4	4.0	4	0	
10/31	W	CIN	INACTIVE					
11/11	L	at TB	0	0	0.0	-	0	
11/17	W	SD	0	0	0.0	-	0	
11/24	L	CAR	1	6	6.0	6	0	
12/1	W	at NYJ	1	8	8.0	8	0	
12/8*	W	at PIT	1	7	7.0	7	0	
12/15	W	NE	1	6	6.0	6	0	
12/22	L	at BUF	0	0	0.0	-	0	
12/29	L	NYJ	0	0	0.0	-	0	
<b>Totals</b>	<b>3-2</b>		<b>6</b>	<b>32</b>	<b>5.3</b>	<b>8</b>	<b>1</b>	

## 2014 MIAMI DOLPHINS

Date	W/L	Opp.	Rec	Yds	Avg	Long	TD	
9/7*	W	NE	1	9	9.0	9	0	
9/14	L	at BUF	0	0	0.0	-	0	
9/21	L	KC	0	0	0.0	-	0	
9/28	W	at OAK	1	18	18.0	18t	1	
10/12	L	GB	1	5	5.0	5	0	
10/19	L	at CHI	2	33	16.5	26	0	
10/26	W	at JAX	2	51	25.5	38	0	
11/2	W	SD	INACTIVE					
11/9	W	at DET	INACTIVE					
11/13	L	BUF	2	11	5.5	8	0	
11/23*	W	at DEN	4	31	7.8	16	0	
12/1	L	at NYJ	4	58	14.5	20	0	
12/7	W	BAL	2	18	9.0	12	0	
12/14	W	at NE	0	0	0.0	-	0	
12/21	W	MIN	3	35	11.7	17	1	
12/28	W	NYJ	2	15	7.5	9	0	
<b>Totals</b>	<b>1-1</b>		<b>24</b>	<b>284</b>	<b>11.8</b>	<b>38</b>	<b>2</b>	

## 2015 MIAMI DOLPHINS

Date	W/L	Opp.	Rec	Yds	Avg	Long	TD
9/13	W	at WAS	0	0	0.0	-	0
DID NOT PLAY GAMES 2-4							
10/18	W	at TEN	4	33	8.3	16	1
10/25	W	HOU	1	-3	-3.0	-3	0
10/29	W	at NE	1	6	6.0	6	0
11/8*	W	at BUF	1	9	9.0	9	0
11/15*	L	at PHI	1	8	8.0	8	0
11/22	L	DAL	0	0	0.0	-	0
11/29	W	at NYJ	1	-1	-1.0	-1	0
12/6	W	BAL	1	4	4.0	4	0
12/14*	L	NYG	3	14	4.7	8	0
12/20*	W	at SD	1	9	9.0	9	0
12/27*	W	IND	1	8	8.0	8	0
1/3	W	NE	3	40	13.3	22	0
<b>Totals</b>	<b>1-3</b>		<b>18</b>	<b>127</b>	<b>7.1</b>	<b>22</b>	<b>1</b>

## 2016 MIAMI DOLPHINS

Date	W/L	Opp.	Rec	Yds	Avg	Long	TD	
9/11	W	at SEA	0	0	0.0	-	0	
9/18	L	at NE	1	21	21.0	21	0	
9/25	L	CLE	4	46	11.5	18	0	
9/29*	W	at CIN	1	9	9.0	9	0	
10/9*	L	TEN	1	6	6.0	6	0	
10/16*	L	PIT	1	12	12.0	12	0	
10/23	W	BUF	INACTIVE					
11/6	W	NYJ	INACTIVE					
11/13*	W	at SD	0	0	0.0	-	0	
11/20*	W	at LA	3	20	6.7	9	0	
11/27*	W	SF	4	53	13.3	23	1	
12/4*	L	at BAL	3	39	13.0	22	0	
12/11*	W	ARI	2	9	4.5	7t	1	
12/17*	L	at NYJ	4	31	7.8	28	2	
12/24*	W	at BUF	2	10	5.0	7	0	
1/1*	W	NE	0	0	0.0	-	0	
<b>Totals</b>	<b>7-4</b>		<b>26</b>	<b>256</b>	<b>9.8</b>	<b>28</b>	<b>4</b>	



# 71 JOSH SITTON

Ht: 6-3

Wt: 318

Age: 31

College: UCF

Bears Season: 2

NFL Season: 10

Acquired: Waived FA in 2016 (GB)

## OFFENSIVE LINE

**PRO CAREER:** Appeared in 134 games (124 starts) in 9 seasons with the Green Bay Packers (2008-15) and Chicago Bears (2016).

**CAREER TRANSACTIONS:** : Drafted by the Green Bay Packers in the 4th round (135th overall) in 2008... Waived by the Packers (9/3/16)... Signed by the Chicago Bears (9/4/16).

**HONORS AND AWARDS:** Pro-Bowl Selection: 2012, 2014, 2015, 2016; PFWA All-NFL team: 2014

**2016 SEASON:** Appeared in 13 games (12 starts) at left guard... Selected as a Pro-Bowler. **GAMES PLAYED-STARTED:** 13-12

**PREVIOUS SEASONS:** **2015-** Started all 16 games (15 at left guard, 1 at left tackle) for the Green Bay Packers... Selected as a Pro-Bowler. **2014 -** Started all 16 games at left guard for the Green Bay Packers. **2013-** Started all 16 games at left guard for the Green Bay Packers... Selected as a Pro-Bowler. **2012-** Started all 16 games at right guard for the Green Bay Packers... Selected as a Pro-Bowler. **2011-** Played and started in 14 games at right guard for the Green Bay Packers... **2010-**



Started all 16 games for the Green Bay Packers at right guard...helped the Packers win Super Bowl XLV over the Pittsburgh Steelers. **2009-** Started all 16 games for the Green Bay Packers at right guard. **2008-** Played in 11 games with 2 starts at right guard as a rookie for the Green Bay Packers.

**COLLEGE:** Played in 50 games with 43 starts, joining classmate Keith Shologan as the only players in the program's history at the time to appear in 50 career games...Capped his career as a senior by helping lead the Golden Knights to their first conference championship in school history with a 7-1 record in conference play (10-4 overall)...Started at both guard spots and at right tackle during his career...Was a teammate of former Packers S Atari Bigby for one season and Giants WR Brandon Marshall for two seasons...Majored in criminal justice...Senior season (2007): Started all 14 games and was named first-team All-Conference USA by the league's coaches and media... Helped the Knights' offense set school records for points (501) and rushing yards (3,287) in a season...Blocked for Kevin Smith as he recorded the second-best rushing yardage total in NCAA history with 2,567 yards, trailing only Barry Sanders' 2,628 yards in 1988...Was part of a line that helped Smith post 100-yard games 13 times on the year, including six 200-plus-yard games...Junior season (2006): Started all 12 games at RT...Sophomore season (2005): Started all 13 games at RT and graded out as one of the top linemen on the team...Helped pave the way for Smith as he set a school rushing record for a freshman with 1,178 yards and nine TDs...Blocked for Smith's five 100-yard rushing games...Freshman season (2004): Played in all 11 games with four starts at RG as a true freshman...Made collegiate debut in season opener at No. 21 Wisconsin (Sept. 4)...Was one of six linemen to letter on the offensive line.

**PERSONAL:** Played at Pensacola (Fla.) Catholic High and three-year starter...Earned second-team all-state and first-team all-area honors as an offensive lineman as a senior...Allowed just three sacks over two seasons as an offensive lineman...Added 50 tackles and six sacks as a defensive lineman as a senior...Also lettered twice in basketball...

## JOSH SITTON'S NFL STATISTICS

### REGULAR SEASON

**GAMES PLAYED-STARTED - 134-124:** 2008 GB (11-2); 2009 GB (16-16); 2010 GB (16-16); 2011 GB (14-14); 2012 GB (16-16); 2013 GB (16-16); 2014 GB (16-16); 2015 GB (16-16); 2016 CHI (13-12).



# 57 DAN SKUTA

**Ht:** 6-2

**Age:** 31

**Bears Season:** 1

**Acquired:** Waived free agent in 2017 (JAC)

**Wt:** 252

**College:** Grand Valley State

**NFL Season:** 9

## LINEBACKER

**PRO CAREER:** Appeared in 112 contests (33 starts) over eight seasons with the Bengals (2009-12), 49ers (2013-14) and Jaguars (2015-16) collecting 200 tackles, 14 TFLs, 6 pass breakups, 6 forced fumbles, and 1 fumble recovery (returned for a TD)... Made first career start vs. NO (12/5/10)... Returned only career fumble recovery 47 yards for a touchdown (at JAX 10/27/13).

**CAREER TRANSACTIONS:** Signed with the Cincinnati Bengals as an undrafted free agent (4/30/09)... released by the Cincinnati Bengals (9/5/09)... signed to the Cincinnati Bengals practice squad (9/6/09)... signed to the Cincinnati Bengals active roster (10/8/09)... re-signed by the Cincinnati Bengals (7/29/11)... re-signed by the Cincinnati Bengals (4/13/12)... Signed by 49ers (3/14/13)... Signed with the Jacksonville Jaguars (3/11/15)... Signed with Chicago Bears (5/8/17). **SIGNED THROUGH 2017.**

**2016 SEASON:** Appeared in 13 games with 2 starts, recording 18 tackles, 3 TFLs and 1 pass breakup... Made a season-high 4 tackles vs. HOU (11/13/16). **GAMES PLAYED-STARTED: 11-4**





**PREVIOUS SEASONS: 2015** - Appeared in 7 contests, (Games 1-4, & 14-16), with 3 starts at ILB (Games 14-16)... Recorded 25 tackles, 1 TFL and 2 fumble recoveries... Both fumble recoveries came in Game 15 at TB, becoming first Bears rookie with 2 opponent fumble recoveries in a game since LB Bryan Knight (9/22/02)... In first career start (Game 14 at MIN), led team with 9 tackles, including 1 TFL. **GAMES PLAYED-STARTED: 7-3**

**COLLEGE:** Two-time honorable mention all-Pac-12 and three-time team captain out of Washington... Collected 328 tackles, 13.5 TFLs, 25 pass breakups, 4 forced fumbles, 2 fumble recoveries, 6 interceptions (2 return touchdowns) and 4 sacks in 51 career games... Earned honorable mention all-Pac-12 and Academic all-Pac-12 as a senior... Started all 14 regular-season games at linebacker... Collected a career-high 108 tackles, 1.5 TFLs, 12 pass breakups, 1 forced fumble, 1 fumble recovery and 2 interceptions, which were both returned for touchdowns.

**PERSONAL:** Attended Long Beach Jordan H.S. (Long Beach, Calif.)... Passed for 1,395 yards and rushed for 642 in 2008... Accounted for a total of 20 touchdowns as a junior... Also played safety, punter and kicker for the Panthers.

### DAN SKUTA'S CAREER STATISTICS

#### REGULAR SEASON

Year	Team	GP	GS	Tackles					Interceptions				Fumbles			Misc.			
				Tot	S	A	Sk	Yds	No	Yds	Lg	TD	PD	FF	FR	Yds	TFL	STT	
2009	Cincinnati	8	0	8	6	2	0.0	0.0	0	0	-	0	0	0	0	0	0	0.0	8
2010	Cincinnati	16	1	16	11	5	0.0	0.0	0	0	-	0	0	1	0	0	0	0.0	15
2011	Cincinnati	16	3	31	16	15	0.5	4.0	0	0	-	0	0	1	0	0	0	0.0	11
2012	Cincinnati	16	0	26	15	11	0.0	0.0	0	0	-	0	1	0	0	0	0	0.0	17
2013	San Francisco	16	8	28	21	7	0.0	0.0	0	0	-	0	2	0	1	47	3.0	6	
2014	San Francisco	14	11	33	25	8	5.0	21.0	0	0	-	0	1	3	0	0	5.0	6	
2015	Jacksonville	13	8	40	32	8	1.5	9.0	0	0	-	0	1	1	0	0	3.0	3	
2016	Jacksonville	13	2	18	15	3	0.0	0.0	0	0	-	0	1	0	0	0	3.0	0	
<b>NFL totals</b>		<b>112</b>	<b>33</b>	<b>200</b>	<b>141</b>	<b>59</b>	<b>7.0</b>	<b>34.0</b>	<b>0</b>	<b>0</b>	<b>-</b>	<b>0</b>	<b>6</b>	<b>6</b>	<b>1</b>	<b>47</b>	<b>14.0</b>	<b>66</b>	

#### SEASON / CAREER / PLAYOFF HIGHS

	2016	Career	Playoff
<b>Tackles</b> .....	4, vs. HOU (11/13)	6, 3 times	1, 4 times
<b>Solos</b> .....	4, vs. HOU (11/13)	6, 3 times	1, 4 times
<b>Tackles For Loss</b> .....	1, 3 times	1, 14 times	1, at SEA (1/19/14)
<b>Interceptions</b> .....	None	None	None
<b>Sacks</b> .....	None	2, at STL (10/13/14)	1, twice

#### DAN SKUTA'S GAME-BY-GAME STATISTICS

##### 2015 JACKSONVILLE JAGUARS

Date	W/L	Opp.	Tkls-S	Sk-YL	INT-Yds	PD	FF	FR	TFL
9/13*	L	CAR	6-6	1-6	0-0	0	0	0	1
9/20	W	MIA	2-2	0-0	0-0	1	0	0	1
9/27	L	at NE	2-2	0-0	0-0	0	0	0	0
10/4	L	at IND	4-3	0-0	0-0	0	1	0	0
10/11*	L	at TB	3-3	0-0	0-0	0	0	0	1
10/18	L	HOU	2-1	0.5-3	0-0	0	0	0	0
10/25*	W	BUF	6-6	0-0	0-0	0	0	0	0
11/8*	L	at NYJ	1-1	0-0	0-0	0	0	0	0
11/15	W	at BAL			INACTIVE				
11/19*	W	TEN	1-1	0-0	0-0	0	0	0	0
11/29	L	SD			INACTIVE				
12/6	L	at TEN			INACTIVE				
12/13*	W	IND	1-1	0-0	0-0	0	0	0	0
12/20*	L	ATL	1-1	0-0	0-0	0	0	0	0
12/27*	L	at NO	4-3	0-0	0-0	0	0	0	0
1/3	L	at HOU	4-1	0-0	0-0	0	0	0	0
<b>Totals</b>	<b>3-5</b>		<b>37-31</b>	<b>1.5-9</b>	<b>0-0</b>	<b>1</b>	<b>1</b>	<b>0</b>	<b>3</b>

##### 2016 JACKSONVILLE JAGUARS

Date	W/L	Opp.	Tkls-S	Sk-YL	INT-Yds	PD	FF	FR	TFL
9/11	L	GB	1-1	0-0	0-0	0	0	0	0
9/18*	W	at SD	0-0	0-0	0-0	0	0	0	0
9/25*	W	BAL	1-1	0-0	0-0	0	0	0	0
10/2	W	IND			INACTIVE				
10/16	W	at CHI	0-0	0-0	0-0	0	0	0	0
10/23	L	OAK	1-0	0-0	0-0	0	0	0	0
10/27	W	at TEN	3-2	0-0	0-0	0	0	0	0
11/6	W	at KC	1-1	0-0	0-0	0	0	0	1
11/13	W	HOU	4-4	0-0	0-0	1	0	0	0
11/20	L	at DET			INACTIVE				
11/27	W	at BUF			INACTIVE				
12/4	W	DEN	1-1	0-0	0-0	0	0	0	0
12/11	L	MIN	3-2	0-0	0-0	0	0	0	1
12/18	L	at HOU	2-1	0-0	0-0	0	0	0	0
12/24	W	TEN	0-0	0-0	0-0	0	0	0	0
1/1	L	at IND	1-1	0-0	0-0	0	0	0	1
<b>Totals</b>	<b>0-2</b>		<b>18-15</b>	<b>0-0</b>	<b>0-0</b>	<b>1</b>	<b>0</b>	<b>0</b>	<b>3</b>

**79 BRADLEY SOWELL****Ht:** 6-7**Wt:** 309**Age:** 28**College:** Mississippi**Bears Season:** 1**NFL Season:** 6**Acquired:** Unrestricted free agent signing 2017 (SEA)**OFFENSIVE LINE**

**PRO CAREER:** Appeared in 68 games (21 starts) over 5 seasons with the Indianapolis Colts (2012), Arizona Cardinals (2013-15) and Seattle Seahawks (2016).

**CAREER TRANSACTIONS:** : Signed as an undrafted free agent by the Tampa Bay Buccaneers (4/30/12)... Signed to the Tampa Bay Buccaneers practice squad (9/3/12)... Signed to the Colts active roster (9/11/12)... Waived by Colts (8/31/13)... Signed by Arizona Cardinals (9/1/13)... re-signed by the Arizona Cardinals (2/26/15)... Signed by Seattle Seahawks (3/14/16)... Signed by Chicago Bears (5/2/17)... **SIGNED THROUGH 2017.**

**2016 SEASON:** Appeared in 10 games with 9 starts (6 at LT, 3 at RT) for the Seattle Seahawks.

**PREVIOUS SEASONS:** **2015-** Appeared in all 16 games for the Arizona Cardinals. **2014 -** Appeared in all 16 games for the Arizona Cardinals. **2013-** Appeared in all 16 games with 12 starts at LT for the Arizona Cardinals. **2012-** Appeared in 10 games for the Indianapolis Colts.

**COLLEGE:** Two-time All-SEC honoree ... Started 36 of 37 games, including starting the final 28 games, all at left tackle ... Blocked for 17 individual 100-yard rushing performances, including a pair of 200-yard outbursts ... Invited to participate in the East-West Shrine Game following his senior season ... Named All-SEC third team by College Sports Madness in 2011. ... As a junior, helped Ole Miss lead the SEC in fewest sacks allowed and rank third in rushing offense ... Helped the Rebels notch eight individual 100-yard rushing performances by four different runners ...


**PERSONAL:** Played at Hernando High School in Hernando, MS... Ranked the No. 21 player in Mississippi by Rivals.com ... Ranked the No. 20 player in Mississippi by the Sun Herald ... All-District ... Named to The Clarion-Ledger Top 40 list ... Credited with over 50 "pancake" blocks.

**BRADLEY SOWELL'S NFL STATISTICS****REGULAR SEASON**

**GAMES PLAYED-STARTED - 68-21:** 2012 IND (10-0); 2013 ARI (16-12); 2014 ARI (16-0); 2015 ARI (16-0); 2016 SEA (10-9).

**POSTSEASON**

**GAMES PLAYED-STARTED - 5-0:** 2012 IND (1-0); 2014 ARI (1-0); 2015 ARI (2-0); 2016 SEA (1-0).



14

## DEONTE THOMPSON

**Ht:** 6-0**Wt:** 205**Age:** 28**College:** Florida**Bears Season:** 3**NFL Season:** 5**Acquired:** Waived free agent in 2015 (BUF)

### WIDE RECEIVER/KICK RETURNER

**PRO CAREER:** Appeared in 37 games (6 starts) over five season with the Baltimore Ravens (2012-13), Buffalo Bills (2014) and Chicago Bears (2015-16), grabbing 39 receptions for 477 yards (12.2 avg)... Added 71 kickoff returns for 1,803 yards (25.4 avg)... Ranked 2nd in the NFL in kickoff return average in 2015, averaging 29.2 yards per return (minimum 10 returns)... Set career-highs in receptions (22), receiving yards (249), touchdowns (2), kick returns (35) and kick return yards (804) in 2016.

**CAREER TRANSACTIONS:** Signed with the Baltimore Ravens as an undrafted free agent (5/11/12)... Waived by Baltimore (9/20/14)... Signed by the Ravens (9/23/14)... Waived by Baltimore (9/24/14)... Signed to the Ravens practice squad (9/26/14)... Signed to the Buffalo Bills active roster (12/8/14)... Waived by Buffalo (9/11/15)... Signed to the Chicago Bears practice squad (9/22/15)... Re-signed with Chicago (3/24/16). **SIGNED THROUGH 2016.**

**2016 SEASON:** Appeared in all 16 games with 6 starts (Games 10-14 & 16), catching 22 passes for 249 yards (11.3 avg) and two touchdowns (all-career highs)... Also returned 35 kickoffs for 804 yards (23.0 avg) (all-career highs)... Started first career game on 11/20 at NYG... Caught first career touchdown pass on 11/27 vs. TEN... Led the NFL in kickoff returns and finished 2nd in the NFL in kickoff return yards. **GAMES PLAYED-STARTED: 16-6**

**PREVIOUS SEASONS: 2015-** Appeared in 7 contests (Games 10-16), returning 14 kickoffs for 409 yards (29.2 avg) for the Bears... Added 2 receptions for 81 yards (40.5 avg) with catches of 36 and 45 yards (career-long)... Ranked 2nd in kickoff return average (minimum 10 returns). **2014 -** Saw action in 1 game without recording any stats for the Buffalo Bills. **2013 -** Appeared in 7 games for the Baltimore Ravens, notching career highs in receptions (10) and receiving yards (96). **2012 -** Recorded 5 catches for 51 yards (10.2 avg) in 6 contests for the Ravens.

**COLLEGE:** Started 34-of-51 games for the Florida Gators, recording 101 catches for 1,446 yards (14.3 avg) and 9 TDs... Participated on the track and field team in the spring of 2008... As a senior, appeared in all 13 games, starting 10 times... Finished tied for third on the team with 21 catches for 264 yards and 1 touchdown.

**PERSONAL:** Helped lead Glades Central (Belle Glade, FL) to the Class 3A state championship in 2006 with 30 receptions for 504 yards and 8 touchdowns... Also rushed for 82 yards and 2 touchdowns... Selected as a U.S. Army All-American... Rated the third-best wide receiver prospect by Scout.com... Named the South Florida Sun-Sentinel's High School Athlete of the Year... Class 3A all-state selection... Had 35 receptions for 767 yards, averaging 21.9 yards per catch, as a junior... Also had 12 kick returns for 515 yards and 2 touchdowns... Caught 21 passes for 375 yards and 6 touchdowns as a sophomore... Ran the 100 and 200 meters for the track & field team.

THOMPSON



DEONTE THOMPSON'S NFL STATISTICS

REGULAR SEASON

Year	Team	GP-GS	Rec	Yds	Avg	Lg	TD	Rush	Yds	Avg	Lg	TD	STT
2012	Baltimore	6-0	5	51	10.2	25	0	0	0	-	-	0	0
2013	Baltimore	7-0	10	96	9.6	33	0	0	0	-	-	0	0
2014	Buffalo	1-0	0	0	-	0	0	0	0	-	-	0	0
2015	Chicago	7-0	2	81	40.5	45	0	0	0	-	-	0	0
2016	Chicago	16-6	22	249	11.3	24	2	0	0	-	-	0	0
<b>Bears totals</b>		<b>23-6</b>	<b>24</b>	<b>330</b>	<b>13.8</b>	<b>45</b>	<b>2</b>	<b>0</b>	<b>0</b>	-	-	<b>0</b>	<b>0</b>
<b>NFL totals</b>		<b>21-6</b>	<b>17</b>	<b>228</b>	<b>13.4</b>	<b>45</b>	<b>0</b>	<b>0</b>	<b>0</b>	-	-	<b>0</b>	<b>0</b>

Year	Team	KR	Yds	Avg	LG	TD	PR	FC	Yds	Avg	Lg	TD
2012	Baltimore	15	389	25.9	49	0	0	0	0	-	-	0
2013	Baltimore	7	201	28.7	47	0	0	0	0	-	-	0
2014	Buffalo	0	0	-	0	0	0	0	0	-	-	0
2015	Chicago	14	409	29.2	74	0	0	0	0	-	-	0
2016	Chicago	35	804	23.0	64	0	0	0	0	-	-	0
<b>Bears totals</b>		<b>49</b>	<b>1,213</b>	<b>24.8</b>	<b>74</b>	<b>0</b>	<b>0</b>	<b>0</b>	<b>0</b>	-	-	<b>0</b>
<b>NFL totals</b>		<b>71</b>	<b>1,803</b>	<b>25.4</b>	<b>74</b>	<b>0</b>	<b>0</b>	<b>0</b>	<b>0</b>	-	-	<b>0</b>

SEASON / CAREER / PLAYOFF HIGHS

	2016	Career	Playoff
Receptions.....	8, vs. GB (12/18)	Same	None
Receiving Yards.....	110, vs. GB (12/18)	Same	None
Longest Reception.....	24, at DET (12/11)	45, vs. DET (1/3/16)	None
Receiving TDs.....	1, twice	Same	None

DEONTE THOMPSON'S GAME-BY-GAME STATS

2012 BALTIMORE RAVENS

Date	W/L	Opp.	Rec	Yds	Avg	Long	TD
9/10	W	CIN	1	25	25.0	25	0
9/16	L	at PHI	0	0	-	-	0
9/23	W	NE	0	0	-	-	0
9/27	W	CLE	0	0	-	-	0
10/7	W	at KC	0	0	-	-	0
10/14	W	DAL			INACTIVE		
10/21	L	at HOU			INACTIVE		
11/4	W	at CLE			INACTIVE		
11/11	W	OAK			INACTIVE		
11/18	W	at PIT			INACTIVE		
11/25	W	at SD			INACTIVE		
12/2	L	PIT			INACTIVE		
12/9	L	at WAS			INACTIVE		
12/16	L	DEN			INACTIVE		
12/23	W	NYG			INACTIVE		
12/30	L	at CIN	4	26	6.5	11	0
<b>Totals</b>	<b>0-0</b>		<b>5</b>	<b>51</b>	<b>10.2</b>	<b>25</b>	<b>0</b>

2013 BALTIMORE RAVENS

Date	W/L	Opp.	Rec	Yds	Avg	Long	TD
9/5	L	at DEN			INACTIVE		
9/15	W	CLE			INACTIVE		
9/22	W	HOU			INACTIVE		
9/29	L	at BUF	4	50	12.5	33	0
10/6	W	at MIA	2	11	5.5	6	0
10/13	L	GB	0	0	-	-	0
10/20	L	at PIT	0	0	-	-	0
11/3	L	at CLE	3	24	8.0	10	0
11/10	W	CIN	0	0	-	-	0
11/17	L	at CHI	1	11	11.0	11	0
11/24	W	NYJ			INACTIVE		
11/28	W	PIT			INACTIVE		
12/8	W	MIN			INACTIVE		
12/16	W	at DET			INACTIVE		
12/22	L	NE			INACTIVE		
12/29	L	at CIN			INACTIVE		
<b>Totals</b>	<b>0-0</b>		<b>10</b>	<b>96</b>	<b>9.6</b>	<b>33</b>	<b>0</b>

2014 SEASON

Date	W/L	Opp.	Rec	Yds	Avg	Long	TD
12/14	W	GB			INACTIVE		
12/21	L	at OAK			INACTIVE		
12/28	L	at NE	0	0	-	-	0
<b>Totals</b>	<b>0-0</b>		<b>0</b>	<b>0</b>	<b>-</b>	<b>-</b>	<b>0</b>

2015 CHICAGO BEARS

Date	W/L	Opp.	Rec	Yds	Avg	Long	TD
9/13	L	GB					NOT WITH TEAM
9/20	L	ARI					NOT WITH TEAM
9/27	L	at SEA					PRACTICE SQUAD
10/4	W	OAK					PRACTICE SQUAD
10/11	W	at KC					PRACTICE SQUAD
10/18	L	at DET					PRACTICE SQUAD
11/1	L	MIN					PRACTICE SQUAD
11/9	W	at SD					PRACTICE SQUAD
11/15	W	at STL					INACTIVE
11/22	L	DEN	0	0	-	-	0
11/26	W	at GB	0	0	-	-	0
12/6	L	SF	0	0	-	-	0
12/13	L	WAS	1	36	36.0	36	0
12/20	L	at MIN	0	0	-	-	0
12/27	W	at TB	0	0	-	-	0
1/3	L	DET	1	45	45.0	45	0
<b>Totals</b>	<b>0-0</b>		<b>2</b>	<b>81</b>	<b>40.5</b>	<b>45</b>	<b>0</b>

2016 CHICAGO BEARS

Date	W/L	Opp.	Rec	Yds	Avg	Long	TD
9/11	L	at HOU	0	0	-	-	0
9/19	L	PHI	0	0	-	-	0
9/25	L	at DAL	0	0	-	-	0
10/2	W	DET	0	0	-	-	0
10/9	L	at IND	0	0	-	-	0
10/16	L	JAX	0	0	-	-	0
10/20	L	at GB	1	4	4.0	4	0
10/31	W	MIN	0	0	-	-	0
11/13	L	at TB	0	0	-	-	0
11/20*	L	at NYG	1	10	10.0	10	0
11/27*	L	TEN	5	44	8.8	14	1
12/4*	W	SF	2	19	9.5	11	0
12/11*	L	at DET	2	28	14.0	24	0
12/18*	L	GB	8	110	13.8	20	0
12/24	L	WAS	3	34	11.3	18	1
1/1*	L	at MIN	0	0	-	-	0
<b>Totals</b>	<b>1-5</b>		<b>22</b>	<b>249</b>	<b>11.3</b>	<b>24</b>	<b>2</b>

\*Denotes Game Started



# 53 JOHN TIMU

Ht: 6-0

Wt: 245

Age: 25

College: Washington

Bears Season: 3

NFL Season: 3

Acquired: Undrafted free agent in 2015

## LINEBACKER

**PRO CAREER:** In two seasons with the Bears (2015-16), appeared in 18 contests, with 7 starts, collecting 46 tackles, 4 TFLs, 2 fumble recoveries, 2 Special teams tackles and 1 pass breakup... Recorded 2 fumble recoveries at Tampa Bay (12/27/15), becoming first Bears rookie with 2 opponent fumble recoveries in a game since LB Bryan Knight (9/22/02).

**CAREER TRANSACTIONS:** Signed with the Bears as an undrafted free agent (5/3/15)... Waived by Chicago (10/6/15)... Signed to the Bears practice squad (10/8/15)... Signed to Chicago's active roster (12/15/15)... released by the Chicago Bears... signed to the Chicago Bears practice squad... signed to the Chicago Bears active roster... **SIGNED THROUGH 2017.**

**2016 SEASON:** Appeared in 11 games with 4 starts (Games 3 & 11-13), recording 21 tackles 3 TFLs and 1 pass breakup... Added 2 STTs which ranked tied for 3rd on the team... Spent the first three weeks of the season on the practice squad. **GAMES PLAYED-STARTED: 11-4**

**PREVIOUS SEASONS: 2015 -** Appeared in 7 contests, (Games 1-4, & 14-16), with 3 starts at ILB (Games 14-16)... Recorded 25 tackles, 1 TFL and 2 fumble recoveries... Both fumble recoveries came in Game 15 at TB, becoming first Bears rookie with 2 opponent fumble recoveries in a game since LB Bryan Knight (9/22/02)... In first career start (Game 14 at MIN), led team with 9 tackles, including 1 TFL. **GAMES PLAYED-STARTED: 7-3**

**COLLEGE:** Two-time honorable mention all-Pac-12 and three-time team captain out of Washington... Collected 328 tackles, 13.5 TFLs, 25 pass breakups, 4 forced fumbles, 2 fumble recoveries, 6 interceptions (2 return touchdowns) and 4 sacks in 51 career games... Earned honorable mention all-Pac-12 and Academic all-Pac-12 as a senior... Earned the Chuck Niemi Big Hit Award at the team's postseason banquet... Started all 14 regular-season games at linebacker... Collected a career-high 108 tackles, 1.5 TFLs, 12 pass breakups, 1 forced fumble, 1 fumble recovery and 2 interceptions, which were both returned for touchdowns.

**PERSONAL:** Attended Long Beach Jordan H.S. (Long Beach, CA)... Saw senior season cut short with an injury early in the second game of the year... As a junior, was named the Moore League's player of the year as a quarterback... Passed for 1,395 yards and rushed for 642 in 2008... Accounted for a total of 20 touchdowns as a junior.

### JOHN TIMU'S CAREER STATISTICS

#### REGULAR SEASON

Year	Team	GP		Tackles				Interceptions				Fumbles			Misc.			
		GP	GS	Tot	S	A	Sk	Yds	No	Yds	Lg	TD	PD	FF	FR	Yds	TFL	STT
2015	Chicago	7	3	25	22	3	0.0	0.0	0	0	-	0	0	0	2	0	1.0	0
2016	Chicago	11	4	21	15	6	0.0	0.0	0	0	-	0	1	0	0	0	3	2
<b>NFL totals</b>		<b>18</b>	<b>7</b>	<b>46</b>	<b>37</b>	<b>9</b>	<b>0.0</b>	<b>0.0</b>	<b>0</b>	<b>0</b>	<b>-</b>	<b>0</b>	<b>1</b>	<b>0</b>	<b>2</b>	<b>0</b>	<b>4</b>	<b>2</b>

#### SEASON / CAREER / PLAYOFF HIGHS

	2016	Career	Playoff
<b>Tackles</b> .....	7, vs. SF (12/4)	9, twice	None
<b>Solos</b> .....	6, vs. GB (12/18)	8, twice	None
<b>Tackles For Loss</b> .....	2, vs. GB (12/18)	Same	None
<b>Interceptions</b> .....	None	None	None
<b>Sacks</b> .....	None	None	None



59

DANNY  
TREVATHAN**Ht:** 6-1**Age:** 27**Bears Season:** 2**Acquired:** Unrestricted free agent in 2016 (DEN)**Wt:** 239**College:** Kentucky**NFL Season:** 6

## LINEBACKER

**PRO CAREER:** Started 40-of-59 career games in five seasons with the Denver Broncos (2012-15) and the Chicago Bears (2016), producing 348 tackles, 4 sacks, 5 interceptions – including 1 returned for a touchdown, 21 pass breakups, 12 TFLs, 3 forced fumbles and 1 fumble recovery... Led the Broncos in total tackles (275) over his four seasons with the team (2012-15)... His 125 tackles in 2013 were the most by a Broncos defender since 2007... Led the Broncos in tackles twice (125 in 2013 & 109 in 2015)... Appeared in 7 postseason contests with 6 starts... Collected 46 tackles, 1 pass breakup, 2 TFLs and 1 fumble recovery during the playoffs... Won Super Bowl 50 with the Broncos.

**CAREER TRANSACTIONS:** Drafted by the Denver Broncos in the 6th round (188th overall) of the 2012 NFL Draft... Signed with the Broncos (5/22/12)... Signed with the Chicago Bears (3/9/16). **SIGNED THROUGH 2019.**

**2016 SEASON:** Appeared in 9 games (Games 1-2 & 5-11) with 8 starts (Games 1-2, 5-6 and 8-11) recording 73 tackles, 3 pass breakups, 1 sack and 1 TFL before going on injured reserve. **GAMES PLAYED-STARTED: 9-8**

**PREVIOUS SEASONS: 2015-** Started all 15 games he appeared in for the Super Bowl Champion Denver Broncos... Recorded a team-high 109 tackles, 2 interceptions, 1 interception return touchdown, 6 pass breakups and 3 TFLs... Started all 3 of Denver's playoff games, posting a team-high 22 tackles with 1 pass breakup, 1 TFL and 2 fumble recoveries. **2014 -** Finished the season with 11 tackles in 3 games (1 start)... Placed on injured reserve December 16 with a knee injury. **2013 -** Started 16-of-16 contests for Denver posting career highs in tackles (125), sacks (2), interceptions (3), pass breakups (10), TFLs (7), forced fumbles (3) and fumble recoveries (1)... Added 4 STTs... 125 tackles led the Broncos... Appeared in 3 postseason contests, producing 24 tackles and 1 TFL... Made a game-high 12 tackles in Super Bowl XLVIII vs. Sea. (2/2). **2012 -** Played in all 16 games for the Broncos as a rookie... Collected 30 tackles, 1 sack, 2 pass breakups and 1 TFL... Added 3 special teams tackles... Finished second among the team's rookies with 30 defensive stops... Saw action in one postseason contest.

**COLLEGE:** Saw action in all 52 possible games with 31 starts at Kentucky and totaled 374 career tackles (198 solo), 6 sacks, 4 interceptions, 9 passes breakups, 11 forced fumbles and 2 fumble recoveries... Led the SEC in tackles during each of his final two seasons... Named National Linebacker of the Year (College Football Performance Awards), second-team All-America (SI.com) and second-team All-SEC as a senior after leading the Wildcats in tackles (143), sacks (3), interceptions (4) and forced fumbles (5)... Totaled a career-high 144 tackles as a junior in 2010 and became the first Kentucky linebacker to earn first-team All-America honors (CollegeFootballNews.com) in addition to receiving first-team All-SEC recognition.

**PERSONAL:** Three-year starter for Leesburg (Fla.) High School, where he was a third-team all-state selection by the Florida Sportswriters Association following his senior season... Totaled 117 tackles, 5.5 sacks and 3 forced fumbles on defense in addition to playing quarterback and running back on offense during his final prep campaign... His father, Vincent Hicks, played football at Toledo.

## 2016 CHICAGO BEARS

Date	W/L	Opp.	Tkls-5	Sk-YL	INT-Yds	PD	FF	FR	TFL
9/11*	W	at HOU	12-7	1-7	0-0	0	0	0	1.0
9/19*	W	PHI	6-4	0-0	0-0	0	0	0	0.0
9/25	W	at DAL				INACTIVE			
10/2	W	DET				INACTIVE			
10/9*	W	at IND	4-2	0-0	0-0	0	0	0	0.0
10/16*	W	at HOU	6-5	0-0	0-0	1	0	0	0.0
10/20	W	at GB	7-5	0-0	0-0	0	0	0	0.0
10/31*	L	MIN	7-3	0-0	0-0	2	0	0	0.0
11/13*	L	at TB	14-9	0-0	0-0	1	0	0	0.0
11/20*	W	at NYG	11-9	0-0	0-0	0	0	0	0.0
11/27*	W	TEN	6-5	0-0	0-0	0	0	0	0.0
12/4	W	SF				INJURED RESERVE			
12/11	L	at DET				INJURED RESERVE			
12/18	L	CB				INJURED RESERVE			
12/24	W	WAS				INJURED RESERVE			
1/1	W	at MIN				INJURED RESERVE			
<b>Totals</b>	<b>1-6</b>		<b>73-49</b>	<b>1-7</b>	<b>0-0</b>	<b>4</b>	<b>0</b>	<b>0</b>	<b>1.0</b>

\*Denotes Game Started



## DANNY TREVATHAN'S CAREER STATISTICS

## REGULAR SEASON

Year	Team	GP	GS	Tackles				Interceptions					Fumbles			Misc.		
				Tot	S	A	Sk	Yds	No	Yds	Lg	TD	PD	FF	FR	Yds	TFL	STT
2012	Denver	16	0	30	21	9	1.0	0.0	0	0	-	0	2	0	0	0	1	3
2013	Denver	16	16	125	85	40	2.0	18.0	3	29	29	0	10	3	1	0	7	4
2014	Denver	3	1	11	9	2	0.0	0.0	0	0	-	0	0	0	0	0	0	0
2015	Denver	15	15	109	73	36	0.0	0.0	2	39	25t	1	6	0	0	0	3	0
2016	Chicago	9	8	73	49	24	1.0	7.0	0	0	-	0	3	0	0	0	1	0
<b>NFL totals</b>		<b>59</b>	<b>40</b>	<b>348</b>	<b>237</b>	<b>111</b>	<b>4.0</b>	<b>25.0</b>	<b>5</b>	<b>68</b>	<b>29</b>	<b>1</b>	<b>21</b>	<b>3</b>	<b>1</b>	<b>0</b>	<b>12</b>	<b>7</b>

## POSTSEASON

Year	Team	GP	GS	Tackles				Interceptions					Fumbles			Misc.		
				Tot	S	A	Sk	Yds	No	Yds	Lg	TD	PD	FF	FR	Yds	TFL	STT
2012	Denver	1	0	0	0	0	0.0	0.0	0	0	-	0	0	0	0	0	0	0
2013	Denver	3	3	24	18	6	0.0	0.0	0	0	-	0	0	0	0	0	1	1
2015	Denver	3	3	22	16	6	0.0	0.0	0	0	-	0	1	0	2	0	1	0
<b>NFL totals</b>		<b>7</b>	<b>6</b>	<b>46</b>	<b>34</b>	<b>12</b>	<b>0.0</b>	<b>0.0</b>	<b>0</b>	<b>0</b>	<b>-</b>	<b>0</b>	<b>1</b>	<b>0</b>	<b>2</b>	<b>0</b>	<b>2</b>	<b>1</b>

## SEASON / CAREER / PLAYOFF HIGHS

	2016	Career	Playoff
<b>Tackles</b> .....	14, at TB (11/13)	19, at IND (11/8/15)	12, vs. SEA (2/2/14)
<b>Solos</b> .....	9, twice	9, four times	8, twice
<b>Tackles For Loss</b> .....	1, at HOU (9/11)	2, at HOU (12/22/13)	1, twice
<b>Interceptions</b> .....	None	1, five times	None
<b>Sacks</b> .....	1, at HOU (9/11)	1, three times	None

## DANNY TREVATHAN'S GAME-BY-GAME STATISTICS

## 2015 DENVER BRONCOS

Date	W/L	Opp.	Tkls-5	Sk	YL-INT	Yds	PD	FF	FR	TFL
9/13*	W	BAL	9-6	0-0	0-0	0	0	0	0	0
9/17*	W	at KC	7-7	0-0	0-0	0	0	0	0	1
9/27*	W	at DET	3-1	0-0	0-0	0	0	0	0	0
10/4*	W	MIN	2-1	0-0	0-0	1	0	0	0	0
10/11*	W	at OAK	10-7	0-0	0-0	1	0	0	0	0
10/18*	W	at CLE	8-6	0-0	0-0	0	0	0	0	0
11/1*	W	GB	2-1	0-0	0-0	0	0	0	0	0
11/8*	L	at IND	19-6	0-0	0-0	1	0	0	0	1
11/15*	L	KC	6-4	0-0	0-0	1	0	0	0	0
11/22*	W	at CHI	8-7	0-0	1-14	1	0	0	0	0
11/29*	W	NE	4-4	0-0	0-0	0	0	0	0	0
12/6*	W	at SD	2-2	0-0	1-25	1	0	0	0	0
12/13	L	OAK		INACTIVE						
12/20*	L	at PIT	8-6	0-0	0-0	0	0	0	0	0
12/28*	W	CIN	12-8	0-0	0-0	0	0	0	0	0
1/3*	W	SD	9-7	0-0	0-0	0	0	0	0	1
<b>Totals 12-3</b>			<b>109-73</b>	<b>0-0</b>	<b>2-39</b>	<b>6</b>	<b>0</b>	<b>0</b>	<b>0</b>	<b>3</b>

## POSTSEASON

1/17*	W	PIT	9-8	0-0	0-0	0	0	0	0	1
1/24*	W	NE	5-4	0-0	0-0	1	0	0	0	0
2/7*	W	CAR	8-4	0-0	0-0	0	0	2	0	0
<b>Totals 3-0</b>			<b>22-16</b>	<b>0-0</b>	<b>0-0</b>	<b>1</b>	<b>0</b>	<b>2</b>	<b>1</b>	

## 2014 DENVER BRONCOS

Date	W/L	Opp.	Tkls-5	Sk	YL-INT	Yds	PD	FF	FR	TFL
9/7	W	IND		INACTIVE						
9/14	W	KC		INACTIVE						
9/21	L	at SEA		INACTIVE						
10/5	W	ARI	7-6	0-0	0-0	0	0	0	0	0
10/12*	W	at NYJ	0-0	0-0	0-0	0	0	0	0	0
10/19	W	SF		INACTIVE						
10/23	W	SD		INACTIVE						
11/2	L	at NE		INACTIVE						
11/9	W	at OAK		INACTIVE						
11/16	L	at STL		INACTIVE						
11/23	W	MIA		INACTIVE						
11/30	W	at KC		INACTIVE						
12/7	W	BUF		INACTIVE						
12/14	W	at SD	4-3	0-0	0-0	0	0	0	0	0
12/22	L	at CIN		INJURED RESERVE						
12/28	W	OAK		INJURED RESERVE						
<b>Totals 1-0</b>			<b>11-9</b>	<b>0-0</b>	<b>0-0</b>	<b>0</b>	<b>0</b>	<b>0</b>	<b>0</b>	<b>0</b>

## 2013 DENVER BRONCOS

Date	W/L	Opp.	Tkls-5	Sk	YL-INT	Yds	PD	FF	FR	TFL
9/5*	W	BAL	4-4	0-0	1-29	2	0	0	0	0
9/15*	W	at NVG	10-8	1-9	0-0	0	0	0	0	1
9/23*	W	OAK	6-3	0-0	0-0	0	0	0	0	0
9/29*	W	PHI	10-9	0-0	0-0	1	0	0	0	1
10/6*	W	at DAL	5-4	0-0	1-0	1	0	0	0	0
10/13*	W	JAX	5-3	0-0	1-0	1	0	0	0	0
10/20*	L	at IND	8-2	0-0	0-0	1	0	0	0	0
10/27*	W	WAS	10-6	0-0	0-0	1	0	0	0	1
11/10*	W	at SD	11-9	0-0	0-0	0	0	0	0	0
11/17*	W	KC	10-6	0-0	0-0	0	1	0	0	0
11/24*	L	at NE	12-5	0-0	0-0	0	1	1	0	0
12/1*	W	at KC	4-4	0-0	0-0	1	0	0	0	0
12/8*	W	TEN	6-4	0-0	0-0	1	0	0	0	1
12/12*	L	SD	10-7	0-0	0-0	0	0	0	0	0
12/22*	W	at HOU	8-6	1-9	0-0	1	0	0	0	2
12/29*	W	at OAK	6-5	0-0	0-0	0	0	0	0	1
<b>Totals 13-3</b>			<b>30-21</b>	<b>2-18</b>	<b>3-29</b>	<b>10</b>	<b>3</b>	<b>1</b>	<b>7</b>	

## POSTSEASON


1/12*	W	SD	4-3	0-0	0-0	0	0	0	0	0
1/19*	W	NE	8-8	0-0	0-0	0	0	0	0	0
2/2*	L	SEA	7-5	0-0	0-0	0	0	0	0	0
<b>Totals 2-1</b>			<b>24-18</b>	<b>0-0</b>	<b>0-0</b>	<b>0</b>	<b>0</b>	<b>0</b>	<b>0</b>	<b>1</b>

## 2012 DENVER BRONCOS

Date	W/L	Opp.	Tkls-5	Sk	YL-INT	Yds	PD	FF	FR	TFL
9/9	W	PIT	0-0	0-0	0-0	0	0	0	0	0
9/17	L	at ATL	0-0	0-0	0-0	0	0	0	0	0
9/23	L	HOU	0-0	0-0	0-0	0	0	0	0	0
9/30	W	OAK	1-1	0-0	0-0	0	0	0	0	0
10/7	L	at NE	2-0	0-0	0-0	0	0	0	0	0
10/15	W	at SD	4-3	0-0	0-0	0	0	0	0	0
10/28	W	NO	3-3	0-0	0-0	1	0	0	0	0
11/4	W	at CIN	6-1	1-0	0-0	0	0	0	0	0
11/11	W	at CAR	2-2	0-0	0-0	1	0	0	0	0
11/18	W	SD	1-1	0-0	0-0	0	0	0	0	1
11/25	W	at KC	0-0	0-0	0-0	0	0	0	0	0
12/2	W	TB	3-3	0-0	0-0	0	0	0	0	0
12/6	W	at OAK	4-3	0-0	0-0	0	0	0	0	0
12/16	W	at BAL	3-3	0-0	0-0	0	0	0	0	0
12/23	W	CLE	1-1	0-0	0-0	0	0	0	0	0
12/30	W	KC	0-0	0-0	0-0	0	0	0	0	0
<b>Totals 0-0</b>			<b>30-21</b>	<b>1-0</b>	<b>0-0</b>	<b>2</b>	<b>0</b>	<b>0</b>	<b>0</b>	<b>1</b>

## POSTSEASON

1/12	L	BAL	0-0	0-0	0-0	0	0	0	0	0
------	---	-----	-----	-----	-----	---	---	---	---	---



# 98 MITCH UNREIN

**Ht:** 6-4**Wt:** 299**Age:** 30**College:** Wyoming**Bears Season:** 2**NFL Season:** 7**Acquired:** Waived free agent in 2015 (SD)

## DEFENSIVE LINE

**PRO CAREER:** Appeared in 83 games with 16 starts over six seasons with the Denver Broncos (2011-14), San Diego Chargers (2015) and Chicago Bears (2015-16), recording 114 tackles, 4 TFLs, 2 sack and 1 fumble recovery... Saw action in 6 postseason contests with Denver, recording 6 tackles and 1 TFL.

**CAREER TRANSACTIONS:** Signed with the Houston Texans (5/7/10)... Waived by the Texans (9/4/10)... Signed to the Denver Broncos practice squad (10/20/10)... Signed with the Broncos (1/4/11)... Re-signed with Denver (4/11/13)... Re-signed with the Broncos (4/21/14)... Signed with the San Diego Chargers (3/19/15)... Waived by the Chargers (9/24/15)... Signed with the Chicago Bears (9/25/15)... Re-signed with Chicago (3/12/16). **SIGNED THROUGH 2017.**

**2016 SEASON:** Appeared in 13 games (Games 1-8 & 12-16) with 9 starts (Games 3-8 & 14-16) **GAMES PLAYED-STARTED: 13-9**

**PREVIOUS SEASONS: 2015-** Appeared in 16 games overall (2 games for San Diego and 14 for Chicago) with 4 starts (Games 12-14 & 16 for Chicago), recording a career-high 33 tackles, 1 sack, 2 TFLs and 1 pass breakup (all stats with Chicago except 1 tackle)... Recorded first career sack in Game 13 vs. WAS... Released by San Diego before signing with Chicago prior to Week 3. **2014 -** Totaled 1 tackle in 8 games with Denver. **2013 -** Appeared in 16 games for the second consecutive season, starting once... Collected 20 tackles (15 solo) and 1 TFL. **2012 -** Appeared in 16 games for the first time in his career, making 2 starts... Notched 20 tackles (12 solo)... Added 1 FR. **2011 -** As a rookie, appeared in 14 games, recording 7 tackles (5 solo).

**COLLEGE:** Three-time All-Mountain West Conference player out of Wyoming...Named Defensive MVP of 2009 New Mexico Bowl after notching 2 sacks and 1 FF in 35-28 double-overtime win over Fresno State... Finished career with 162 tackles, 10.5 sacks, 20.5 TFLs and 2 FFs... Played in 48 games with 38 starts... Redshirted in 2005.

**PERSONAL:** Two-time first-team all-state at Eaton High School (Eaton, CO)... 2A state champion wrestler (215-pound class) as senior after going 34-4 with 31 pins... Four-time Academic Honor Roll. Wife, Corey Cogdell, has competed in the last two Summer Olympic games in trapshooting, winning a bronze in trap in 2008.

## MITCH UNREIN'S NFL STATISTICS

### REGULAR SEASON

Year	Team	GP	GS	Tackles					Interceptions				Fumbles			Misc.			
				Tot	S	A	Sk	Yds	No	Yds	Lg	TD	PD	FF	FR	Yds	TFL	STT	
2011	Denver	14	0	7	5	2	0.0	0.0	0	0	-	0	0	0	0	0	0	0.0	1
2012	Denver	16	2	20	12	8	0.0	0.0	0	0	-	0	0	0	1	n/a	0.0	0	
2013	Denver	16	1	20	15	5	0.0	0.0	0	0	-	0	0	0	0	0	1.0	0	
2014	Denver	8	0	1	1	0	0.0	0.0	0	0	-	0	0	0	0	0	0.0	0	
2015	TOTAL	16	4	33	20	13	1.0	6.0	0	0	-	0	0	0	0	0	2.0	0	
2016	Chicago	13	9	33	17	16	1.0	3.0	0	0	-	0	0	0	0	0	1.0	0	
<b>NFL totals</b>		<b>85</b>	<b>16</b>	<b>114</b>	<b>70</b>	<b>44</b>	<b>2.0</b>	<b>9.0</b>	<b>0</b>	<b>0</b>	<b>-</b>	<b>0</b>	<b>0</b>	<b>0</b>	<b>1</b>	<b>0</b>	<b>4.0</b>	<b>1</b>	

### POSTSEASON

Year	Team	GP	GS	Tackles					Interceptions				Fumbles			Misc.		
				Tot	S	A	Sk	Yds	No	Yds	Lg	TD	PD	FF	FR	Yds	TFL	STT
2011	Denver	2	0	1	0	1	0	0	0	0	-	0	0	0	0	0	0	0
2012	Denver	1	0	3	1	2	0	0	0	0	-	0	0	0	0	0	0	0
2013	Denver	3	0	2	1	1	0	0	0	0	-	0	0	0	0	0	1	0
<b>NFL Totals</b>		<b>6</b>	<b>0</b>	<b>6</b>	<b>2</b>	<b>4</b>	<b>0</b>	<b>0</b>	<b>0</b>	<b>0</b>	<b>-</b>	<b>0</b>	<b>0</b>	<b>0</b>	<b>0</b>	<b>0</b>	<b>1</b>	<b>0</b>

### SEASON / CAREER / PLAYOFF HIGHS

	2016	Career	Playoff
Tackles	5, twice	Same	3, vs. BAL (1/12/13)
Solos	4, at MIN (12/20)	Same	1, twice
Sacks	1, vs. WAS (12/13)	Same	None
Sack Yards	6, vs. WAS (12/13)	Same	None





## MITCH UNREIN'S GAME-BY-GAME STATISTICS

## 2011 DENVER BRONCOS

Date	W/L	Opp.	TkIs-S	Sk-YL	INT-Yds	PD	FF	FR	FR	TFL
9/12	L	OAK	2-2	0-0	0-0	0	0	0	0	0
9/18	W	CIN	0-0	0-0	0-0	0	0	0	0	0
9/25	L	at TEN	0-0	0-0	0-0	0	0	0	0	0
10/2	L	at GB	2-1	0-0	0-0	0	0	0	0	0
10/9	L	SD		INACTIVE						
10/23	W	at MIA	1-1	0-0	0-0	0	0	0	0	0
10/30	L	DET	0-0	0-0	0-0	0	0	0	0	0
11/6	W	at OAK	0-0	0-0	0-0	0	0	0	0	0
11/13	W	at KC	0-0	0-0	0-0	0	0	0	0	0
11/17	W	NYJ	0-0	0-0	0-0	0	0	0	0	0
11/27	W	at SD	1-1	0-0	0-0	0	0	0	0	0
12/4	W	at MIN	0-0	0-0	0-0	0	0	0	0	0
12/11	W	CHI	0-0	0-0	0-0	0	0	0	0	0
12/18	L	NE	0-0	0-0	0-0	0	0	0	0	0
12/24	L	at BUF		INACTIVE						
1/1	L	KC	1-0	0-0	0-0	0	0	0	0	0
<b>Totals</b>	<b>0-0</b>		<b>7-5</b>	<b>0-0</b>	<b>0-0</b>	<b>0</b>	<b>0</b>	<b>0</b>	<b>0</b>	<b>0</b>

## 2012 DENVER BRONCOS

Date	W/L	Opp.	TkIs-S	Sk-YL	INT-Yds	PD	FF	FR	FR	TFL
9/9	W	PIT	1-0	0-0	0-0	0	0	0	0	0
9/17*	L	at ATL	0-0	0-0	0-0	0	0	0	0	0
9/23	L	HOU	3-1	0-0	0-0	0	0	0	0	0
9/30	W	OAK	1-0	0-0	0-0	0	0	0	0	0
10/7**	L	at NE	2-1	0-0	0-0	0	0	0	0	0
10/15	W	at SD	1-0	0-0	0-0	0	0	0	0	0
10/28	W	NO	0-0	0-0	0-0	0	0	0	0	0
11/4	W	at CIN	1-1	0-0	0-0	0	0	0	0	0
11/11	W	at CAR	0-0	0-0	0-0	0	0	0	0	0
11/18	W	SD	1-1	0-0	0-0	0	0	0	0	0
11/25	W	at KC	1-1	0-0	0-0	0	0	0	0	0
12/2	W	TB	1-1	0-0	0-0	0	0	0	0	0
12/6	W	at OAK	3-2	0-0	0-0	0	1	0	0	0
12/16	W	at BAL	1-1	0-0	0-0	0	0	0	0	0
12/23	W	CLE	3-2	0-0	0-0	0	0	0	0	0
12/30	W	KC	1-1	0-0	0-0	0	0	0	0	0
<b>Totals</b>	<b>0-2</b>		<b>20-12</b>	<b>0-0</b>	<b>0-0</b>	<b>0</b>	<b>0</b>	<b>1</b>	<b>0</b>	<b>0</b>

## POSTSEASON

1/12	L	BAL	3-1	0-0	0-0	0	0	0	0	0
------	---	-----	-----	-----	-----	---	---	---	---	---

## 2013 DENVER BRONCOS

Date	W/L	Opp.	TkIs-S	Sk-YL	INT-Yds	PD	FF	FR	FR	TFL
9/5	W	BAL	1-0	0-0	0-0	0	0	0	0	0
9/15	W	at NYG	0-0	0-0	0-0	0	0	0	0	0
9/23	W	OAK	0-0	0-0	0-0	0	0	0	0	0
9/29	W	PHI	1-1	0-0	0-0	0	0	0	0	0
10/6	W	at DAL	2-1	0-0	0-0	0	0	0	0	0
10/13	W	JAX	2-2	0-0	0-0	0	0	0	0	0
10/20	L	at IND	1-0	0-0	0-0	0	0	0	0	0
10/27	W	WAS	1-1	0-0	0-0	0	0	0	0	0
11/10	W	at SD	1-0	0-0	0-0	0	0	0	0	0
11/17	W	KC	2-2	0-0	0-0	0	0	0	0	0
11/24	L	at NE	1-0	0-0	0-0	0	0	0	0	0
12/1*	W	at KC	3-3	0-0	0-0	0	0	0	0	0
12/8	W	TEN	0-0	0-0	0-0	0	0	0	0	0
12/12	L	SD	3-3	0-0	0-0	0	0	0	1	0
12/22	W	at HOU	2-2	0-0	0-0	0	0	0	0	0
12/29	W	at OAK	0-0	0-0	0-0	0	0	0	0	0
<b>Totals</b>	<b>1-0</b>		<b>20-15</b>	<b>0-0</b>	<b>0-0</b>	<b>0</b>	<b>0</b>	<b>0</b>	<b>0</b>	<b>1</b>

## POSTSEASON

1/12	W	SD	0-0	0-0	0-0	0	0	0	0	0
1/19	W	NE	0-0	0-0	0-0	0	0	0	0	0
2/2	L	SEA	2-1	0-0	0-0	0	0	0	0	1
<b>Totals</b>	<b>0-0</b>		<b>2-1</b>	<b>0-0</b>	<b>0-0</b>	<b>0</b>	<b>0</b>	<b>0</b>	<b>0</b>	<b>1</b>

## 2014 DENVER BRONCOS

Date	W/L	Opp.	TkIs-S	Sk-YL	INT-Yds	PD	FF	FR	FR	TFL
9/7	W	IND		INACTIVE						
9/14	W	KC	0-0	0-0	0-0	0	0	0	0	0
9/21	L	at SEA		INACTIVE						
10/5	W	ARI		INACTIVE						
10/12	W	at NYJ		INACTIVE						
10/19	W	SF		INACTIVE						
10/23	W	SD		INACTIVE						
11/2	L	at NE	0-0	0-0	0-0	0	0	0	0	0
11/9	W	at OAK	0-0	0-0	0-0	0	0	0	0	0
11/16	L	at STL	0-0	0-0	0-0	0	0	0	0	0
11/23	W	MIA	0-0	0-0	0-0	0	0	0	0	0
11/30	W	at KC	1-1	0-0	0-0	0	0	0	0	0
12/7	W	BUF	0-0	0-0	0-0	0	0	0	0	0
12/14	W	at SD		INACTIVE						
12/22	L	at CIN		0-0	0-0	0	0	0	0	0
12/28	W	OAK		INACTIVE						
<b>Totals</b>	<b>0-0</b>		<b>1-1</b>	<b>0-0</b>	<b>0-0</b>	<b>0</b>	<b>0</b>	<b>0</b>	<b>0</b>	<b>0</b>

## 2015 CHICAGO BEARS


Date	W/L	Opp.	TkIs-S	Sk-YL	INT-Yds	PD	FF	FR	FR	TFL
9/13*	L	DET	0-0	0-0	0-0	0	0	0	0	0
9/20*	L	at CIN	1-1	0-0	0-0	0	0	0	0	0
9/27	L	at SEA	1-0	0-0	0-0	0	0	0	0	0
10/4	W	OAK	3-1	0-0	0-0	0	0	0	0	0
10/11	W	at KC	2-2	0-0	0-0	0	0	0	0	0
10/18	L	at DET	1-0	0-0	0-0	0	0	0	0	0
11/1	L	MIN	2-2	0-0	0-0	0	0	0	0	0
11/9	W	at SD	2-1	0-0	0-0	0	0	0	0	0
11/15	W	at STL	1-0	0-0	0-0	0	0	0	0	0
11/22	L	DEN	5-3	0-0	0-0	0	0	0	0	0
11/26	W	at GB	2-1	0-0	0-0	0	0	0	0	0
12/6*	L	SF	3-2	0-0	0-0	0	0	0	0	1
12/13*	L	WAS	3-2	1-6	0-0	0	0	0	0	1
12/20*	L	at MIN	5-4	0-0	0-0	0	0	0	0	0
12/27	W	at TB	2-1	0-0	0-0	0	0	0	0	0
1/3*	L	DET	0-0	0-0	0-0	0	0	0	0	0
<b>Totals</b>	<b>0-4</b>		<b>33-20</b>	<b>1-6</b>	<b>0-0</b>	<b>1</b>	<b>0</b>	<b>0</b>	<b>0</b>	<b>2</b>

## 2016 CHICAGO BEARS

Date	W/L	Opp.	TkIs-S	Sk-YL	INT-Yds	PD	FF	FR	FR	TFL
9/11	L	at HOU	1-0	0-0	0-0	0	0	0	0	0
9/19	L	PHI	1-0	0-0	0-0	0	0	0	0	0
9/25*	L	at DAL	5-2	0-0	0-0	0	0	0	0	0
10/2*	W	DET	4-1	0-0	0-0	0	0	0	0	1
10/9*	L	at IND	4-2	0-0	0-0	0	0	0	0	0
10/16*	L	JAX	2-1	0-0	0-0	0	0	0	0	0
10/20*	L	at GB	2-1	0-0	0-0	0	0	0	0	0
10/31*	W	MIN	2-2	0-0	0-0	0	0	0	0	0
11/13	L	at TB		INACTIVE						
11/20	L	at NYG		INACTIVE						
11/27	L	TEN		INACTIVE						
12/4	W	SF	1-1	0-0	0-0	0	0	0	0	0
12/11	L	at DET	5-2	1-3	0-0	0	0	0	0	0
12/18*	L	GB	1-1	0-0	0-0	0	0	0	0	0
12/24*	L	WAS	4-3	0-0	0-0	0	0	0	0	0
1/1*	L	at MIN	1-1	0-0	0-0	0	0	0	0	0
<b>Totals</b>	<b>2-7</b>		<b>33-17</b>	<b>1-3</b>	<b>0-0</b>	<b>0</b>	<b>0</b>	<b>0</b>	<b>0</b>	<b>1</b>

\*with SD

\*Denotes Game Started

**30** **B.W. WEBB****Ht:** 5-11**Wt:** 190**Age:** 27**College:** William & Mary**Bears Season:** 1**NFL Season:** 5**Acquired:** Unrestricted free agent in 2017 (NO)**DEFENSIVE BACK**

**PRO CAREER:** Appeared in 49 games with 9 starts over five seasons with the Cowboys (2013), Steelers (2014), Titans (2015) and Saints (2016), recording 64 tackles, 17 pass breakups, 2 interceptions and 7 STTs

**CAREER TRANSACTIONS:** Drafted in the 4th round (114th overall) by the Dallas Cowboys in the 2013 Draft (5/14/13)... Waived by Dallas Cowboys (8/28/14)... Acquired by waivers by the Pittsburgh Steelers (8/29/14)... Released by the Pittsburgh Steelers (9/5/15)... Signed to the Tennessee Titans practice squad (9/9/15)... Signed to the Tennessee Titans active roster (11/7/15)... Released by Tennessee Titans (9/2/16)... Signed by New Orleans Saints (9/13/16)... Signed by Chicago Bears (4/5/17). **SIGNED THROUGH 2017.**

**2016 SEASON:** Registered 30 tackles, 1 interception, 13 passes defended and 1 STT over 14 games played with 7 starts for the Saints... Set career-highs in tackles and pass breakups... 13 pass breakups tied for the team lead. **GAMES PLAYED-STARTED: 11-4**

**PREVIOUS SEASONS: 2015** - Played in 9 games with 2 starts for the Tennessee Titans, recording 22 tackles, 1 interception and 3 pass breakups... Recorded his first career interception at New Orleans, Nov. 8... Totaled a career-high 5 at NO (11/8/15)... Recorded a career-high 8 tackles at NYJ (12/13). **2014** - Saw action in 11 games for the Pittsburgh Steelers during the regular season and collected 2 STTs... Made his postseason debut against Baltimore in the AFC Wild Card Playoff. **2013** - Played in 15 games as a rookie for the Dallas Cowboys and totaled 12 tackles and 1 pass breakup... Added 4 STTs.

**COLLEGE:** Started a school-record 48 games over his four-year career at William & Mary and recorded 151 tackles, 7.5 TFLs, 11 interceptions, 30 pass breakups, 1 forced fumble and 2 fumble recoveries... Finished with 4 career touchdowns (two punt returns and two interception returns)... 2012 - Started all 11 games as a senior and finished with 46 tackles, one tackle for loss, eight passes defended, one forced fumble and two fumble recoveries... Was selected to play in the 2013 Senior Bowl as well as participated in the 2013 NFL Draft Combine... Was named first-team All-America by Phil Steele as well as second-team All-America by the Associated Press and The Sports Network... Selected as an ECAC First Team All-Star and chosen as the CAA co-Special Teams Player of the Year... Honored as first-team All-League as a cornerback for the third consecutive season... Garnered second-team all-conference honors as a punt returner... 2011 - Started all 11 games as a junior and registered 40 tackles, 3 TFLs, 2 interceptions and 5 pass breakups... Garnered first-team All-Conference honors at cornerback for second consecutive season... 2010 - Started all 12 games as a sophomore and recorded 42 tackles, 0.5 TFLs, 1 interception and 6 pass breakups... Earned All-CAA first team honors as a cornerback and second-team honors at punt returner... **2009** - Started all 14 games as a redshirt freshman and posted 23 tackles, 3 TFLs, 8 interceptions and 11 pass breakups. Named CAA Defensive Rookie of the Year and the ECAC Rookie of the Year... Selected All-CAA second team as a cornerback and third-team as a punt returner... 8 interceptions tied for second-most in the nation... Interception total was a freshman school record and tied for 3rd on the school's single-season record list...

**PERSONAL:** Played at Warwick High School in Newport News, Va, playing at both safety and cornerback and as a return specialist... Registered 7 career interceptions, returning 2 for touchdowns... As a senior, averaged 18.2 yards per punt return and had 3 returns for touchdowns... Named first-team All-Peninsula District as a defensive back his senior year... Also was a standout track performer who recorded a career-best time of 6.6 in the 55 meter dash and excelled in triple jump and long jump... Named to the All-America Team in track... Also lettered in basketball.



## B.W. WEBB'S CAREER STATISTICS

## REGULAR SEASON

Year	Team	GP	GS	Tackles				Interceptions				Fumbles			Misc.			
				Tot	S	A	Sk	Yds	No	Yds	Lg	TD	PD	FF	FR	Yds	TFL	STT
2013	Dallas	15	0	12	9	3	0.0	0.0	0	0	-	0	1	0	0	0	0.0	4
2014	Pittsburgh	11	0	0	0	0	0.0	0.0	0	0	-	0	0	0	0	0	0.0	2
2015	Tennessee	9	2	22	20	2	0.0	0.0	1	0	0	0	2	0	2	0	1.0	0
2016	New Orleans	14	8	30	25	5	0.0	0.0	1	7	7	0	11	0	0	0	0.0	0
<b>NFL totals</b>		<b>49</b>	<b>10</b>	<b>64</b>	<b>54</b>	<b>10</b>	<b>0.0</b>	<b>0.0</b>	<b>2</b>	<b>7</b>	<b>7</b>	<b>0</b>	<b>14</b>	<b>0</b>	<b>2</b>	<b>0</b>	<b>1.0</b>	<b>6</b>

## REGULAR SEASON

Year	Team	GP	GS	Tackles				Interceptions				Fumbles			Misc.			
				Tot	S	A	Sk	Yds	No	Yds	Lg	TD	PD	FF	FR	Yds	TFL	STT
2014	Pittsburgh	1	0	0	0	0	0.0	0.0	0	0	-	0	0	0	0	0	0.0	0
<b>NFL totals</b>		<b>1</b>	<b>0</b>	<b>0</b>	<b>0</b>	<b>0</b>	<b>0.0</b>	<b>0.0</b>	<b>0</b>	<b>0</b>	<b>-</b>	<b>0</b>	<b>0</b>	<b>0</b>	<b>0</b>	<b>0</b>	<b>0.0</b>	<b>0</b>

## SEASON / CAREER / PLAYOFF HIGHS

	2016	Career	Playoff
<b>Tackles</b> .....	4, three times	8, at NYJ (12/13/15)	None
<b>Solos</b> .....	4, twice	7 at NYJ (12/13/15)	None
<b>Tackles For Loss</b> .....	None	1, at IND (1/3/16)	None
<b>Interceptions</b> .....	1, at SD (10/2)	1, twice	None
<b>Sacks</b> .....	None	None	None

## B.W. WEBB'S GAME-BY-GAME STATISTICS

## 2013 DALLAS COWBOYS

Date	W/L	Opp.	Tkls-S	Sk-YL	INT-Yds	PD	FF	FR	TFL
9/8	W	NYG	0-0	0-0	0-0	0	0	0	0
9/15	L	at KC	0-0	0-0	0-0	0	0	0	0
9/22	W	STL	1-0	0-0	0-0	0	0	0	0
9/29	L	at SD	0-0	0-0	0-0	0	0	0	0
10/6	L	DEN	0-0	0-0	0-0	0	0	0	0
10/13	W	WAS	1-1	0-0	0-0	0	0	0	0
10/20	W	at PHI	0-0	0-0	0-0	0	0	0	0
10/27	L	at DET	3-2	0-0	0-0	0	0	0	0
11/3	W	MIN	2-2	0-0	0-0	1	0	0	0
11/10	L	at NO	3-2	0-0	0-0	0	0	0	0
11/24	W	at NYG	1-1	0-0	0-0	0	0	0	0
11/28	W	OAK	1-1	0-0	0-0	0	0	0	0
12/9	L	at CHI	0-0	0-0	0-0	0	0	0	0
12/15	L	GB	0-0	0-0	0-0	0	0	0	0
12/22	W	at WAS	0-0	0-0	0-0	0	0	0	0
12/29	L	PHI	INACTIVE						
Totals	0-0		12-9	0-0	0-0	1	0	0	0

## 2014 PITTSBURGH STEELERS

Date	W/L	Opp.	Tkls-S	Sk-YL	INT-Yds	PD	FF	FR	TFL
9/7	W	CLE	0-0	0-0	0-0	0	0	0	0
9/11	L	at BAL	0-0	0-0	0-0	0	0	0	0
9/21	W	at CAR	INACTIVE						
9/28	L	TB	0-0	0-0	0-0	0	0	0	0
10/5	W	at JAX	0-0	0-0	0-0	0	0	0	0
10/12	L	at CLE	0-0	0-0	0-0	0	0	0	0
10/20	W	HOU	0-0	0-0	0-0	0	0	0	0
10/26	W	IND	INACTIVE						
11/2	W	BAL	INACTIVE						
11/9	L	at NYJ	0-0	0-0	0-0	0	0	0	0
11/17	W	at TEN	0-0	0-0	0-0	0	0	0	0
11/30	L	NO	INACTIVE						
12/7	W	at CIN	INACTIVE						
12/14	W	at ATL	0-0	0-0	0-0	0	0	0	0
12/21	W	KC	0-0	0-0	0-0	0	0	0	0
12/28	W	CIN	0-0	0-0	0-0	0	0	0	0
Totals	0-0		0-0	0-0	0-0	0	0	0	0

## 2015 TENNESSEE TITANS

Date	W/L	Opp.	Tkls-S	Sk-YL	INT-Yds	PD	FF	FR	TFL
9/13	L	at TB	INACTIVE						
9/20	L	at CLE	INACTIVE						
9/27	L	IND	INACTIVE						
10/11	W	BUF	INACTIVE						
10/18	L	MIA	INACTIVE						
10/25	L	ATL	INACTIVE						
11/1	L	at HOU	INACTIVE						
11/8	W	at NO	5-5	0-0	1-0	1	0	0	0
11/15	L	CAR	4-3	0-0	0-0	0	0	0	0
11/19	L	at JAX	0-0	0-0	0-0	0	0	0	0
11/29	L	OAK	0-0	0-0	0-0	0	0	0	0
12/6	W	JAX	1-1	0-0	0-0	1	0	0	0
12/13*	L	at NYJ	8-7	0-0	0-0	0	0	0	0
12/20	L	at NE	1-1	0-0	0-0	0	0	0	0
12/27	L	HOU	0-0	0-0	0-0	0	0	0	0
1/3*	L	at IND	3-3	0-0	0-0	0	0	0	1
Totals	0-2		22-20	0-0	1-0	2	0	0	1

## 2016 NEW ORLEANS SAINTS

Date	W/L	Opp.	Tkls-S	Sk-YL	INT-Yds	PD	FF	FR	TFL
9/11	L	OAK	INACTIVE						
9/18	L	at NYG	INACTIVE						
9/26	L	ATL	1-1	0-0	0-0	0	0	0	0
10/2*	W	at SD	3-3	0-0	1-7	3	0	0	0
10/16	W	CAR	2-2	0-0	0-0	4	0	0	0
10/23*	L	at KC	2-2	0-0	0-0	0	0	0	0
10/30*	W	SEA	0-0	0-0	0-0	0	0	0	0
11/6*	W	at SF	3-3	0-0	0-0	0	0	0	0
11/13	L	DEN	0-0	0-0	0-0	0	0	0	0
11/17*	L	at CAR	4-2	0-0	0-0	1	0	0	0
11/27	W	LA	1-1	0-0	0-0	0	0	0	0
12/4	L	DET	0-0	0-0	0-0	0	0	0	0
12/11	L	at TB	1-1	0-0	0-0	1	0	0	0
12/18*	W	at ARI	4-4	0-0	0-0	1	0	0	0
12/24*	W	TB	2-1	0-0	0-0	1	0	0	0
1/1*	L	at ATL	4-4	0-0	0-0	0	0	0	0
Totals	5-3		27-24	0-0	1-7	11	0	0	0



WHEATON



# 12 MARKUS WHEATON

**Ht:** 5-11**Wt:** 189**Age:** 26**College:** Oregon State**Bears Season:** 1**NFL Season:** 5**Acquired:** Unrestricted free agent in 2017 (PIT)

## WIDE RECEIVER

**PRO CAREER:** Owns 107 receptions for 1,508 yards (14.1 avg) and 8 touchdowns in 47 games (22 starts) over four NFL seasons with the Pittsburgh Steelers (2013-16) ... Set career-highs in receptions (53) in 2014 and receiving yards (749) and touchdowns (5) in 2015.

**CAREER TRANSACTIONS:** Selected by the Pittsburgh Steelers in the 3rd round (79th overall) of the 2013 NFL Draft... Signed with the Bears (3/9/17).

**2016 SEASON:** Was limited to four receptions for 51 yards (12.8 avg) and one touchdown in three games (two starts) due to injury for the Pittsburgh Steelers. **GAMES PLAYED-STARTED: 3-2**

**PREVIOUS SEASONS: 2015** - Appeared in 16 games (8 starts) for the Steelers, recording 44 receptions for a career-high 749 yards (17.0 avg)...Also caught a career-high 5 touchdowns which ranked 3rd on the team. **2014** - Played in 16 games (11 starts) for the Steelers recording a career-high 53 receptions for 644 yards (12.2 avg) and 2 TDs... Finished 4th on the team in yards and receptions. **2013** - Caught 6 passes for 64 yards (5.3 avg) as a rookie for the Steelers.

**COLLEGE:** Appeared in 49 games (33 starts) at Oregon State (2009-12), starting 30 consecutive contests at split end...Left Oregon State, with school's all-time record with 227 receptions, he ranked third on the school's career chart with 2,994 receiving yards and ranked sixth with 16 touchdown receptions...added 631 rushing yards with five touchdowns on 83 carries...also tallied 3,774 all-purpose yards on 346 touches...became one of only three players in school history to record 200+ receptions...Gained at least 100 yards receiving 11 times, which tied him for third in school history...Was one of only 10 players in school history to record at least 10 receptions in a game more than once, and is only one of three players with at least four 100-yard receiving games... also was a standout track athlete, excelling in the 60, 100 and 200-meter runs...named first-team All-Pac 12 Conference, and received All-American second-team accolades from The NFL Draft Report, in addition to being named third-team by CBS Sports and honorable mention by Sports Illustrated in 2012...In 2012, led the team with 1,402 all-purpose yards... received All-Pac 12 Conference honorable mention honors in 2011.

**PERSONAL:** Attended Chandler High School (Chandler, Arizona)...Named All-Fiesta League and All-Division V as a senior...Attended Mountain Pointe High School (Phoenix, Arizona) as a junior...Earned All-Region and All-Class 5A Central League playing wide receiver and defensive back.



## MARKUS WHEATON'S NFL STATISTICS

### REGULAR SEASON

Year	Team	GP-GS	Rec	Yds	Avg	Lg	TD	Rush	Yds	Avg	Lg	TD	STT
2013	Pittsburgh	12-1	6	64	10.7	21	0	0	0	0.0	-	0	0
2014	Pittsburgh	16-11	53	644	12.2	47t	2	4	19	4.8	12	0	0
2015	Pittsburgh	16-8	44	749	17.0	72t	5	0	0	0.0	-	0	0
2016	Pittsburgh	3-2	4	51	12.8	30t	1	0	0	0.0	-	0	0
<b>NFL totals</b>		<b>47-22</b>	<b>107</b>	<b>1,508</b>	<b>14.1</b>	<b>72t</b>	<b>8</b>	<b>4</b>	<b>19</b>	<b>4.8</b>	<b>12</b>	<b>0</b>	<b>0</b>

### SEASON / CAREER / PLAYOFF HIGHS

	2016	Career	Playoff
Receptions.....	2, vs. NYJ (10/9).....	9, at SEA (11/29/15).....	None
Receiving Yards.....	30, vs. KC (10/2).....	201, at SEA (11/29/15).....	None
Longest Reception.....	30t, vs. KC (10/9).....	72t, at SD (10/12/15).....	None
Receiving TDs.....	1, vs. KC (10/9).....	1, eight times.....	None

### MARKUS WHEATON'S GAME-BY-GAME STATS

#### 2013 PITTSBURGH STEELERS

Date	W/L	Opp.	Rec	Yds	Avg	Long	TD
9/8	L	TEN	0	0	0.0	-	0
9/16	L	at CIN	0	0	0.0	-	0
9/22	L	CHI	0	0	0.0	-	0
9/29*	L	at MIN	3	26	8.7	15	0
10/13	W	at NYJ			INACTIVE		
10/20	W	BAL			INACTIVE		
10/27	L	at OAK			INACTIVE		
11/3	L	at NE			INACTIVE		
11/10	W	BUF	0	0	0.0	-	0
11/17	W	DET	3	38	12.7	21	0
11/24	W	at CLE	0	0	0.0	-	0
11/28	L	at BAL	0	0	0.0	-	0
12/8	L	MIA	0	0	0.0	-	0
12/15	W	CIN	0	0	0.0	-	0
12/22	W	at GB	0	0	0.0	-	0
12/29	W	CLE	0	0	0.0	-	0
<b>Totals</b>	<b>0-1</b>		<b>6</b>	<b>64</b>	<b>10.7</b>	<b>21</b>	<b>0</b>

#### 2014 PITTSBURGH STEELERS


Date	W/L	Opp.	Rec	Yds	Avg	Long	TD
9/7*	W	CLE	6	97	16.2	40	0
9/11*	L	at BAL	5	38	7.6	14	0
9/21*	W	at CAR	4	35	8.8	15	0
9/28	L	TB	4	57	14.3	31	0
10/5*	W	at JAX	1	17	17.0	17	0
10/12*	L	at CLE	4	33	8.3	9	0
10/20*	W	HOU	0	0	0.0	-	0
10/26*	W	IND	5	56	11.2	18t	1
11/2*	W	BAL	2	62	31.0	47t	1
11/9	L	at NYJ	4	41	10.3	12	0
11/17*	W	at TEN	1	6	6.0	6	0
11/30*	L	NO	5	61	12.2	16	0
12/7	W	at CIN	2	31	15.5	16	0
12/14	W	at ATL	5	66	13.2	30	0
12/21	W	KC	2	27	13.5	14	0
12/28*	W	CIN	3	17	5.7	13	0
<b>Totals</b>	<b>8-2</b>		<b>53</b>	<b>644</b>	<b>12.2</b>	<b>47t</b>	<b>2</b>

#### 2015 PITTSBURGH STEELERS

Date	W/L	Opp.	Rec	Yds	Avg	Long	TD
9/10*	L	at NE	3	55	18.3	26	0
9/20	W	SF	2	67	33.5	48	0
9/27*	W	at STL	2	16	8.0	12	0
10/11*	L	BAL	1	18	18.0	18	0
10/12	W	at SD	1	72	72.0	72t	1
10/18*	W	ARI	1	8	8.0	8	0
10/25*	L	at KC	2	16	8.0	11	0
11/1	L	CIN	1	5	5.0	5	0
11/8*	W	OAK	1	-2	-2.0	-2	0
11/15	W	CLE	2	18	9.0	11	0
11/29	L	at SEA	9	201	22.3	69t	1
12/6	W	IND	3	50	16.7	27	1
12/13*	W	at CIN	4	65	16.3	31	0
12/20	W	DEN	6	62	10.3	14	1
12/27	L	at BAL	3	41	13.7	19	0
1/3*	W	at CLE	3	57	19.0	40	1
<b>Totals</b>	<b>5-3</b>		<b>44</b>	<b>749</b>	<b>17.0</b>	<b>72t</b>	<b>5</b>

#### 2016 PITTSBURGH STEELERS

Date	W/L	Opp.	Rec	Yds	Avg	Long	TD
9/12	W	at WAS			INACTIVE		
9/18	W	CIN			INACTIVE		
9/25*	L	at PHI	1	2	2.0	2	0
10/2	W	KC	1	30	30.0	30t	1
10/9*	W	NYJ	2	19	9.5	13	0
PLACED ON INJURED RESERVE WEEK 6							
<b>Totals</b>	<b>1-1</b>		<b>4</b>	<b>51</b>	<b>12.8</b>	<b>30t</b>	<b>1</b>



11

KEVIN  
WHITE

Ht: 6-3

Age: 25

Bears Season: 3

Acquired: 1st round of the 2015 draft (7th overall)

Wt: 216

College: West Virginia

NFL Season: 3

## WIDE RECEIVER

**PRO CAREER:** Started 4 games in his second NFL season, catching 19 passes for 187 yards (9.8 avg)... Rushed 1 time for 9 yards (9.0 avg)... Spent rookie season on the PUP list.

**CAREER TRANSACTIONS:** Selected by the Chicago Bears in the first round (7th overall) of the 2015 NFL Draft... Signed with the Bears (5/6/15). **SIGNED THROUGH 2019.**

**2016 SEASON:** Started the first 4 games of the season before being placed on Injured Reserve, tallying 19 receptions for 187 yards (9.8 avg)... Rushed once for 9 yards (9.0 avg) **GAMES PLAYED-STARTED: 4-4**

**PREVIOUS SEASONS: 2015** – Spent entire rookie season on the PUP list.

**COLLEGE:** In two seasons at West Virginia (2013-14), started 22-of-24 games, notching 144 receptions for 1,954 yards (13.6 avg) and 15 touchdowns... All-American (AFCA, Sporting News, Athlon, CBSSports, SBNation, Sports on Earth), Biletnikoff finalist (presented annually to the nation's outstanding college football receiver), and Maxwell Award semifinalist (presented annually to the nation's college player of the year)... Also earned first team all-Big 12 (AP, Coaches, ESPN.com) and West Virginia's offensive MVP honors... Started his collegiate career at Lackawanna College (2011-12), recording 535 yards on 36 catches (14.9 avg) and 6 touchdowns.

**PERSONAL:** Attended Emmaus High School (Emmaus, PA) where he was named an all-Lehigh Valley Athletic Conference receiver and defensive back following his senior season.

## KEVIN WHITE'S GAME-BY-GAME STATISTICS

## 2016 CHICAGO BEARS

Date	W/L	Opp.	Rec	Yds	Avg	Long	TD
9/11*	L	at HOU	3	34	11.3	19	0
9/19*	L	PHI	4	36	10.3	19	0
9/25*	L	AT DAL	6	62	10.3	32	0
10/2*	W	DET	6	55	9.2	19	0
10/9	L	at IND					INJURED RESERVE
10/16	L	JAX					INJURED RESERVE
10/20	L	at GB					INJURED RESERVE
10/31	W	MIN					INJURED RESERVE
11/13	L	at TB					INJURED RESERVE
11/20*	L	at NYG					INJURED RESERVE
11/27*	L	TEN					INJURED RESERVE
12/4*	W	SF					INJURED RESERVE
12/11*	L	at DET					INJURED RESERVE
12/18*	L	GB					INJURED RESERVE
12/24	L	WAS					INJURED RESERVE
1/1*	L	at MIN					INJURED RESERVE
<b>Totals</b>	<b>1-3</b>		<b>19</b>	<b>187</b>	<b>9.8</b>	<b>32</b>	<b>0</b>

\*Denotes Game Started

## KEVIN WHITE'S NFL STATISTICS

## REGULAR SEASON

Year	Team	GP-CS	Rec	Yds	Avg	Lg	TD	Rush	Yds	Avg	Lg	TD	STT
2016	Chicago	4-4	19	187	9.8	32	0	1	9	9.0	9	0	0

## SEASON / CAREER / PLAYOFF HIGHS

	2016	Career	Playoff
Receptions.....	6, twice	Same	None
Receiving Yards.....	62, at DAL (9/25)	Same	None
Longest Reception.....	32, at DAL (9/25)	Same	None
Receiving TDs.....	None	None	None



# 65 CODY WHITEHAIR

**Ht:** 6-4

**Wt:** 310

**Age:** 25

**College:** Kansas State

**Bears Season:** 2

**NFL Season:** 2

**Acquired:** 2nd round of the 2016 NFL draft (56th overall)

## CENTER

**PRO CAREER:** Enters second NFL season after starting all 16 games at C as a rookie for the Chicago Bears... Paved the way for rookie Jordan Howard to 1,313 rushing yards (2nd in NFL)... Helped the Bears to the 3rd most passing yards (gross and net) in franchise history.

**HONORS AND AWARDS:** 2016 - PFWA All-Rookie Team

**CAREER TRANSACTIONS:** Drafted in the 2nd round (56th overall) by the Chicago Bears in the 2016 draft.

**2016 SEASON:** Started all 16 games as a rookie for the Chicago Bears... Paved the way for rookie Jordan Howard to 1,313 rushing yards (2nd in NFL)... Helped the Bears to the 3rd most passing yards (gross and net) in franchise history. **GAMES PLAYED-STARTED: 16-16**

**COLLEGE CAREER:** Four-time all-Big 12 honoree (2012-15) who started 51-of-52 career games, including 41 straight to end his college career at Kansas State... Since 2012, helped the Wildcats compile a 34-18 record en route to a Big 12 Championship (2012) and four bowl berths (2012-15)... Started all 13 games at left tackle, earning first-team all-Big 12 honors, the first first-team honor of his career... Helped K-State rank second nationally in red zone offense (94.5-percent) and 18th in passing yards per completion (14.12)... Blocked for six rushing touchdowns against TCU, which was tied for the fourth most in school history... Named a team captain... Earned First Team Academic all-Big 12 honors... Earned second-team All-Big 12 honors from both the league's coaches and the Associated Press after notching 13 starts in 13 contests... Member of the Outland Trophy and Lombardi Award watch lists... Helped Kansas State tally 30 rushing touchdowns (10th most in school history)... Part of an offense that ranked in the top 25 nationally in nine categories, including top-20 marks in team passing efficiency (11th), red zone offense (14th) and passing offense (16th)... Posted 13 starts in 13 games in 2013, earning Second Team all-Big 12 honors from the league's coaches and Phil Steele... Made 12-of-13 starts... Named Honorable Mention All-Big 12 honors from the league's coaches and a Freshman All-American by Phil Steele and to the ESPN.com all-Big 12 team... Started the season opener at right tackle before starting nine-straight at left guard and finishing up the regular season at right tackle.

**PERSONAL:** Four-year letter winner at Abilene High School (Abilene, KA)... Named to the All-Kansas Top-11 Team by the Kansas Football Coaches Association (KFBCA) and Varsity Kansas... Also earned All-Kansas 4A honors from the KFBCA and Varsity Kansas... Named to PrepStar magazine's All-Midlands Region team... Had 140 pancake blocks and recorded 81 total tackles (41 solo, 40 assisted) with 15 sacks during his senior season... Helped lead the Cowboys to a combined 31-11 record in four seasons.

### CODY WHITEHAIR'S NFL STATISTICS

#### REGULAR SEASON

**GAMES PLAYED-STARTED - 16-16:** 2016 CHI (16-16).



**CHICAGO BEARS PLAYERS**



# 69 C.J. WILSON

**Ht:** 6-3   **Wt:** 290  
**Age:** 30   **College:** East Carolina  
**Bears Season:** 2                                   **NFL Season:** 8  
**Acquired:** Waived FA in 2016 (NO)

## DEFENSIVE LINE

WILSON

**PRO CAREER:** Joins the Bears after stints with the Saints, Lions, Raiders and Packers.  
**CAREER TRANSACTIONS:** Drafted in the 7th round (230th overall) of the 2010 NFL Draft by the Green Bay Packers (6/23/10)... Signed by the Oakland Raiders (3/28/14)... re-signed by the Oakland Raiders (3/30/15)... released by the Oakland Raiders (9/5/15)... signed by the Oakland Raiders (9/15/15)... released by the Oakland Raiders... (11/7/15)... Acquired via waivers by the Detroit Lions (11/9/15)... Released by the Detroit Lions (2/9/16)... Signed by the New Orleans Saints (6/24/16)... Released by the New Orleans Saints (8/30/16)... Signed by the New Orleans Saints (8/31/16)... released by the New Orleans Saints (9/3/16)... Signed by the Chicago Bears (9/28/16)... Released by the Chicago Bears (10/1/16)... Signed by the Chicago Bears (10/3/16)... Released by the Chicago Bears (10/8/16) ... Signed by the Chicago Bears (11/15/16) ... re-signed by the Chicago Bears (3/20/17)... **SIGNED THROUGH 2017.**

**2016 SEASON:** Played in six games with one start ... recorded 11 tackles and 1.0 sack. **GAMES PLAYED-STARTED: 6-1**  
**PREVIOUS SEASONS:** **2015-** Appeared in 12 games, including one start for the Raiders and Lions ... Recorded one sack and two tackles for loss...**2014-** Appeared in 16 games (7 starts) and recorded 23 tackles...**2013-** Appeared in 8 games and recorded 8 tackles...**2012-** Appeared in 11 games (7 starts) and recorded 24 tackles...**2011-** Appeared in 16 games (2 starts) and recorded 26 tackles...**2010-** Appeared in 15 games (2 starts) and recorded 19 tackles.

**COLLEGE:** In his final year as a Pirate, Wilson again started all 14 games of the season and finished up his career with 37 straight starts... Finished the season with 57 tackles (23 solo), 10.5 for loss, and 5.5 sacks... Earned Conference-USA defensive player of the year ... named defensive conference player of the year by ESPN and Sporting news, and also earned a first team Conference-USA spot on Phil Steele's All Americans.

**PERSONAL:** Played football at Northside High School in Pinetown, N.C.

### C.J. WILSON'S NFL STATISTICS

#### REGULAR SEASON

Year	Team	GP	GS	Tackles				Interceptions				Fumbles			Misc.				
				Tot	S	A	Sk	Yds	No	Yds	Lg	TD	PD	FF	FR	Yds	TFL	STT	
2010	Green Bay	15	2	19	13	6	1.0	1.0	0	0	-	0	0	0	0	0	0	2.0	0
2011	Green Bay	16	2	26	20	6	0.0	0.0	0	0	-	0	0	0	0	0	0	3.0	0
2012	Green Bay	11	7	24	15	9	2.5	9.0	0	0	-	0	1	0	0	0	0	3.0	0
2013	Green Bay	8	0	8	5	3	0.0	0.0	0	0	-	0	0	0	0	0	0	1.0	0
2014	Oakland	16	7	23	16	7	2.0	14.0	0	0	-	0	0	0	1	0	0	4.0	0
2015	TOTAL	12	1	11	9	2	1.0	3.0	0	0	-	0	0	0	0	0	0	2.0	0
2016	Chicago	6	1	11	7	4	1.0	0.0	0	0	-	0	0	0	0	0	0	2.0	0
<b>NFL totals</b>		<b>84</b>	<b>20</b>	<b>122</b>	<b>85</b>	<b>85</b>	<b>7.5</b>	<b>27.0</b>	<b>0</b>	<b>0</b>	<b>-</b>	<b>0</b>	<b>1</b>	<b>0</b>	<b>1</b>	<b>0</b>	<b>0</b>	<b>17.0</b>	<b>0</b>


#### POSTSEASON

Year	Team	GP	GS	Tackles				Interceptions				Fumbles			Misc.				
				Tot	S	A	Sk	Yds	No	Yds	Lg	TD	PD	FF	FR	Yds	TFL	STT	
2010	Green Bay	4	1	5	4	1	1.0	8.0	0	0	-	0	0	0	0	0	0	1.0	0
2011	Green Bay	1	0	3	2	1	0.0	0.0	0	0	-	0	0	0	0	0	0	0.0	0
2012	Green Bay	2	2	9	6	3	0.0	0.0	0	0	-	0	0	0	0	0	0	0.0	0
2013	Green Bay	1	0	0	0	0	0.0	0.0	0	0	-	0	0	0	0	0	0	0.0	0
<b>NFL totals</b>		<b>8</b>	<b>3</b>	<b>17</b>	<b>12</b>	<b>5</b>	<b>1.0</b>	<b>8.0</b>	<b>0</b>	<b>0</b>	<b>-</b>	<b>0</b>	<b>0</b>	<b>0</b>	<b>0</b>	<b>0</b>	<b>0</b>	<b>1.0</b>	<b>0</b>

#### SEASON / CAREER / PLAYOFF HIGHS

	2016	Career	Playoff
<b>Tackles</b> .....	3, three times	8, vs. MIN (10/24/10)	6, vs. MIN (1/5/13)
<b>Solos</b> .....	3, vs. GB (12/18)	5, vs. MIN (10/24/10)	4, vs. MIN (1/5/13)
<b>Sacks</b> .....	1, vs. GB (12/18)	1, seven times	1, at ATL (1/15/11)





# 13 KENDALL WRIGHT

**Ht:** 5-10

**Wt:** 191

**Age:** 28

**College:** Baylor

**Bears Season:** 1

**NFL Season:** 6

**Acquired:** Unrestricted free agent in 2017 (TEN)

## WIDE RECEIVER

**PRO CAREER:** Enters his sixth NFL season (1st with the Bears) after appearing in 66 games (41 starts), hauling in 280 receptions for 3,244 yards (11.6 avg) and 18 touchdowns with the Tennessee Titans (2012-16)... Carried the ball 11 times for 90 yards (8.2 avg)... Made his NFL debut September 9, 2012 vs. New England... Recorded his first 1,000 yard receiving season in 2013 under Bears offensive coordinator Dowell Loggains... Tallied 5 career 100+ yard receiving games in his NFL career... Set career-high in yards (1,079) and receptions (94) in 2013.

**CAREER TRANSACTIONS:** Drafted in the first round (20th overall) of the 2012 NFL Draft by the Tennessee Titans (7/31/12)... Signed a 1-year deal with the Chicago Bears (3/12/17). **SIGNED through 2017.**

**2016 SEASON:** Played 11 games with 4 starts tallying 29 receptions for 416 yards (14.3 avg) and 3 touchdowns... Rushed one time for 15 yards... 48 yard touchdown reception vs. CLE (10/16) was the second longest of his career.

**PREVIOUS SEASONS: 2015-** Appeared in 10 contests with 9 starts hauling in 36 passes for 408 yards, (11.3 avg) and 3 touchdowns... Added 5 carries for 17 yards (3.4 avg)... His 52 yard touchdown reception at TB (9/13) was the longest of his career... **2014 -** Appeared in 14 contests with 11 starts hauling in 57 passes for 715 yards, (12.5 avg) and 6 touchdowns... Added 4 rushes for 54 yards (13.5 avg)... **2013 -** Played in all 16 games with 12 starts... Tallied 94 receptions for 1,079 yards (11.5 avg), both career-highs... **2012 -** Played in 15 games with 5 starts as a rookie, hauling in 64 passes for 626 yards (9.8 avg) and 4 touchdowns... Rushed 1 time for 4 yards.

**COLLEGE:** Appeared in 33 games, made 27 starts... Finished career first in school-history with 3,207 career receiving yards, ninth-most in Pac-12 history... Recorded the second-most receptions (189) and receiving TDs (23) in school-history... Recorded school-records for 100-yard games (14) and 150-yard games (4)... Had 5 multi-touchdown games... Two-time all-conference selection.

**PERSONAL:** Three-year letter winner in football for head coach Darren Bennett... Two-year team captain... Also lettered four times in track and field and three times in basketball... Two-year captain in basketball and one-time team captain in track and field... Senior year named first-team All-East Yosemite League, Fresno Bee All-Area and Visalia Times-Delta All-County after hauling in 50 catches for 1,083 yards and 22 TDs... Also a standout defensively for the Redskins, garnering MaxPreps Division II All-State at defensive back... Led Tulare Union to the semifinals of the CIF-Central Section Division II playoffs... Junior year named the Visalia Times-Delta All-Tulare County High School Athlete of the Year after garnering first-team all-league accolades in three different sports... Named first-team all-league in football on both offense and defense... Voted the East Yosemite League's Most Valuable Player in basketball... Won league titles in track and field in the high, long and triple jumps.

**KENDALL WRIGHT'S NFL STATISTICS****REGULAR SEASON**

Year	Team	GP-GS	Rec	Yds	Avg	Lg	TD	Rush	Yds	Avg	Lg	TD
2012	Tennessee	15-5	64	626	9.8	38	4	1	4	4.0	4	0
2013	Tennessee	16-12	94	1,079	11.5	45	2	0	0	-	-	0
2014	Tennessee	14-11	57	715	12.5	48	6	4	54	13.5	38	0
2015	Tennessee	10-9	36	408	11.3	52t	3	5	17	3.4	13	0
2016	Tennessee	11-4	29	416	14.3	48t	3	1	15	15.0	15	0
<b>NFL totals</b>		<b>66-41</b>	<b>280</b>	<b>3,244</b>	<b>11.6</b>	<b>52t</b>	<b>18</b>	<b>11</b>	<b>90</b>	<b>8.2</b>	<b>38</b>	<b>0</b>

**SEASON / CAREER / PLAYOFF HIGHS**

	2016	Career	Playoff
Receptions.....	8, vs. CLE (10/16)	12, vs. ARI (12/15/13)	None
Receiving Yards.....	133, vs. CLE (10/16)	150, vs. ARI (12/15/13)	None
Longest Reception.....	48t, at CLE (10/16)	52t, at TB (9/13/15)	None
Receiving TDs.....	1, three times	2, vs. CLE (10/5/14)	None

**KENDALL WRIGHT'S GAME-BY-GAME STATISTICS****2012 TENNESSEE TITANS**

Date	W/L	Opp.	Rec	Yds	Avg	Long	TD
9/9	L	NE	5	37	7.4	17	0
9/16*	L	at SD	2	24	12.0	15t	1
9/23*	W	DET	7	41	5.9	17	0
9/30*	L	at HOU	4	46	11.5	20	1
10/7*	L	at MIN	9	66	7.3	10	0
10/11*	W	PIT	6	71	11.8	35	0
10/21	W	at BUF	3	19	6.3	11	0
10/28	L	IND	4	47	11.8	23t	1
11/4	L	CHI	2	30	15.0	18	0
11/11	W	at MIA	1	9	9.0	9t	1
11/25	L	at JAX	5	48	9.6	23	0
12/2	L	HOU	6	78	13.0	38	0
12/9	L	at IND	5	39	7.8	14	0
12/17	W	NYJ	3	31	10.3	14	0
12/23	L	at GB			INACTIVE		
12/30	W	JAX	2	40	20.0	36	0
<b>Totals</b>	<b>2-3</b>		<b>64</b>	<b>626</b>	<b>9.8</b>	<b>38</b>	<b>4</b>

**2013 TENNESSEE TITANS**

Date	W/L	Opp.	Rec	Yds	Avg	Long	TD
9/8	W	at PIT	2	11	5.5	7	0
9/15	L	at HOU	7	54	7.7	14	1
9/22	W	SD	6	71	11.8	19	0
9/29*	W	NYJ	5	56	11.2	25	0
10/6*	L	KC	6	74	12.3	24	0
10/13	L	at SEA	5	69	13.8	32	0
10/20*	L	SF	9	98	10.9	21	0
11/3*	W	at STL	3	69	23.0	45	0
11/10*	L	JAX	7	78	11.1	26	0
11/14*	L	IND	9	80	8.9	17	0
11/24*	W	at OAK	6	103	17.2	31	1
12/1*	L	at IND	6	77	12.8	35	0
12/8*	L	at DEN	2	17	8.5	13	0
12/15*	L	ARI	12	150	12.5	26	0
12/22*	W	at JAX	4	22	5.5	14	0
12/29*	W	HOU	5	50	10.0	34	0
<b>Totals</b>	<b>5-7</b>		<b>94</b>	<b>1,079</b>	<b>11.5</b>	<b>45</b>	<b>2</b>

**2014 TENNESSEE TITANS**

Date	W/L	Opp.	Rec	Yds	Avg	Long	TD
9/7*	W	at KC	6	46	7.7	14	1
9/14*	L	DAL	3	31	10.3	12	0
9/21*	L	at CIN	5	44	8.8	28	0
9/28*	L	at IND	5	55	11.0	18	0
10/5*	L	CLE	6	47	7.8	16	2
10/12*	W	JAX	1	6	6.0	6	0
10/19*	L	at WAS	6	68	11.3	16	1
10/26	L	HOU	3	53	17.7	48	0
11/9*	L	at BAL	4	53	13.3	20	0
11/17	L	PIT	4	70	17.5	23	2
11/23*	L	at PHI	1	28	28.0	28	0
11/30*	L	at HOU	7	132	18.9	36t	1
12/7	L	NYG			INACTIVE		
12/14	L	NYJ			INACTIVE		
12/18*	L	at JAX	4	73	18.3	39	0
12/28	W	IND	2	9	4.5	6t	1
<b>Totals</b>	<b>2-9</b>		<b>57</b>	<b>715</b>	<b>12.5</b>	<b>48</b>	<b>6</b>

**2015 TENNESSEE TITANS**

Date	W/L	Opp.	Rec	Yds	Avg	Long	TD
9/13*	W	at TB	4	101	25.3	52t	1
9/20*	L	at CLE	2	17	8.5	10	0
9/27*	L	IND	7	95	13.6	24	1
10/11*	L	BUF	3	29	9.7	17	0
10/18*	L	MIA	4	34	8.5	16	0
10/25*	L	ATL	4	46	11.5	19t	1
11/1*	L	at HOU	4	21	5.3	18	0
DID NOT PLAY GAMES 8-10							
11/29	L	OAK	2	19	9.5	12	0
12/6*	W	JAX	3	28	9.3	10	0
12/13	L				INACTIVE		
12/20	L				INACTIVE		
12/27*	L	HOU	3	18	6.0	7	0
1/3	L	at IND			INACTIVE		
<b>Totals</b>	<b>2-7</b>		<b>36</b>	<b>408</b>	<b>11.3</b>	<b>52t</b>	<b>3</b>

**2016 TENNESSEE TITANS**

Date	W/L	Opp.	Rec	Yds	Avg	Long	TD
DID NOT PLAY GAMES 1-3							
10/2*	L	at HOU	2	14	7.0	11	0
10/9	W	at MIA	1	9	9.0	9	0
10/16	W	CLE	8	133	16.6	48t	1
10/23	L	IND	2	12	6.0	7	0
10/27	W	JAX	4	84	21.0	36t	1
11/6*	W	at SD	2	64	32.0	48	0
11/13	L	GB	2	8	4.0	6t	1
11/20	L	at IND	4	52	13.0	21	0
11/27	W	at CHI	0	0	0.0	-	0
12/11	W	DEN			INACTIVE		
12/18*	L	at KC	2	19	9.5	13	0
12/24*	W	at JAX	2	21	10.5	11	0
1/1	W	at HOU			INACTIVE		
<b>Totals</b>	<b>1-3</b>		<b>29</b>	<b>416</b>	<b>14.3</b>	<b>48t</b>	<b>3</b>



# 97 WILLIE YOUNG

**Ht:** 6-4

**Wt:** 258

**Age:** 32

**College:** NC State

**Bears Season:** 4

**NFL Season:** 8

**Acquired:** Unrestricted free agent in 2014 (DET)

## LINEBACKER

**PRO CAREER:** Enters eighth NFL season, recording 233 tackles, 30 sacks, 1 interception, 15 pass breakups, 29 TFLs, 2 forced fumble and 2 fumble recoveries in 94 career games, including 43 starts, with the Detroit Lions (2010-13) and Chicago Bears (2014-16)... Has recorded 24 sacks in his three seasons as a Bear after recording only 6 during his four seasons in Detroit (2010-13)... 24 sacks over the past three seasons leads the Bears... 10 sacks in 2014 were second most by a Bears player in their first season with the team since sacks became an official stat in 1982 behind Mark Anderson's 12 in 2006... Set a career-high for sacks in a game with 3 at IND (10/9/17).

**CAREER TRANSACTIONS:** Selected by the Detroit Lions in the 7th round (213th overall) of the 2010 NFL Draft... Signed with the Lions (6/28/10)... Re-signed with Detroit (4/15/13)... Signed with the Chicago Bears (3/13/14)... Re-signed with the Bears (7/30/16). **SIGNED THROUGH 2018.**

**2016 SEASON:** Appeared in 16 games with 12 starts (Games 1-2 & 7-16) recording 59 tackles, 7.5 sacks, 3 TFLs, 2 pass breakups and 1 forced fumble... 7.5 sacks led the team... Recorded a career-high 3 sacks at IND (10/9). **GAMES PLAYED-STARTED: 16-12**

**PREVIOUS SEASONS: 2015:** Appeared in 15 contests (Games 1-2 & 4-16) including 8 starts (Games 5-6, 8-9, 11, 13 & 15-16), collecting 47 tackles, 6.5 sacks (second on the team), 1 interception, 12 TFLs (team-high) and 3 pass breakups... Made first career interception in Game 9 at St. Louis... Became 1-of-3 Bears players with a sack in 5- straight games (Games 9-14) along with Brian Urlacher (2000) and Steve McMichael (1983 & 1991) since sacks became an official NFL statistic in 1982... Inactive Game 3. **2014:** Saw action in 15 games with 8 starts ... made 55 tackles – including 10 sacks and 3 TFLs – his first career forced fumble, 3 pass breakups and 13 QB pressures... His 10 sacks were tied for 15th in the NFL and led the Bears... Had 6 sacks total in the previous 4 NFL seasons (2010-13) with Detroit entering 2014... Finished 2nd in tackles (55), tied for 2nd in PBU (3), and 3rd in TFLs (3) amongst Bears defensive linemen... Also blocked a field goal on special teams (Week 4 vs. Green Bay)... Placed on injured reserve on December 23 due to an Achilles injury, causing him to miss the season finale. **2013:** Started 15-of-16 games collecting, 47 tackles, 3 sacks, 5 PBU, 7 TFLs and 2 FRs. Set career-highs in tackles, PBUs, TFLs, and FRs, and tied his career-high in sacks... His 5 PBUs ranked tied for 8th in the NFL amongst defensive linemen. **2012:** Appeared in 16 contests collecting 11 tackles, 1 PBU and 1 TFL. **2011:** In 14 games, notched 14 tackles, 3 sacks, 1 PBU and 3 TFLs. **2010:** Saw action in 2 games as a rookie.

**COLLEGE:** Started 36-of-49 games at North Carolina State, including 28 at right defensive end and eight more on the left side.... Recorded 194 tackles (109 solos) with 20.0 sacks for minus 140 yards, 46 TFLs recording 235 yards and 29 pressures... Caused 4 fumbles and recovered 2 others... Deflected 11 passes and intercepted 3 others for 42 yards in returns, including a TD... Became just the sixth player in school history to register 20.0 sacks during a career... 8 sacks in 2009 tied for seventh place on the school's single-season record chart... 1-of-5 Wolfpack defenders to record at least 40 TFLs in a career, as only Mario Williams (55.5, 2003-05) had more than Young's 46.0 on the school's all-time record chart... 15 TFLs in 2007 tied Levar Fisher (2000), Pat Thomas (2003) and Mario Williams (2004) for 7th on State's single-season record list... In 2009, named second-team All-ACC selection.

**PERSONAL:** Attended Palm Beach (Fla.) Gardens Community High School, where the three-sport standout competed in football, basketball and track... First-team Class 6A All-State pick at defensive end, recorded 65 tackles, including 25 for loss, and had 12.0 sacks as a senior... Made 60 tackles, 15 stops behind the line of scrimmage and 9 sacks as a junior... In basketball, averaged 10 points and 12 rebounds per game in his final season... Despite not joining the track team until midway through the season, finished fourth at the state 4A meet in the high jump.



## WILLIE YOUNG'S NFL STATISTICS

### REGULAR SEASON

Year	Team	GP	GS	Tackles					Interceptions				Fumbles			Misc.			
				Tot	S	A	Sk	Yds	No	Yds	Lg	TD	PD	FF	FR	Yds	TFL	STT	
2010	Detroit	2	0	0	0	0	0.0	0.0	0	0	-	0	0	0	0	0	0	0.0	0
2011	Detroit	14	0	14	9	5	3.0	19.0	0	0	-	0	1	0	0	0	0	3.0	0
2012	Detroit	16	0	11	7	4	0.0	0.0	0	0	-	0	1	0	0	0	0	1.0	0
2013	Detroit	16	15	47	29	18	3.0	20.0	0	0	-	0	5	0	2	0	0	7.0	0
2014	Chicago	15	8	55	36	19	10.0	65.0	0	0	-	0	3	1	0	0	0	3.0	0
2015	Chicago	15	8	47	31	16	6.5	50.0	1	39	39	0	3	0	0	0	0	12.0	0
2016	Chicago	16	12	59	36	23	7.5	43.0	0	0	-	0	2	1	0	0	0	3.0	0
<b>Bears totals</b>		<b>46</b>	<b>28</b>	<b>161</b>	<b>103</b>	<b>58</b>	<b>24</b>	<b>158.0</b>	<b>1</b>	<b>39</b>	<b>39</b>	<b>0</b>	<b>8</b>	<b>2</b>	<b>0</b>	<b>0</b>	<b>0</b>	<b>18.0</b>	<b>0</b>
<b>NFL totals</b>		<b>94</b>	<b>43</b>	<b>233</b>	<b>148</b>	<b>85</b>	<b>30</b>	<b>197.0</b>	<b>1</b>	<b>39</b>	<b>39</b>	<b>0</b>	<b>15</b>	<b>2</b>	<b>2</b>	<b>0</b>	<b>0</b>	<b>29.0</b>	<b>0</b>

### POSTSEASON

Year	Team	GP	GS	Tackles					Interceptions				Fumbles			Misc.				
				Tot	S	A	Sk	Yds	No	Yds	Lg	TD	PD	FF	FR	Yds	TFL	STT		
2011	Detroit	1	0	2	1	1	1.0	1.0	0	0	-	0	0	1	0	0	0	0	0	0

### SEASON / CAREER / PLAYOFF HIGHS

	2016	Career	Playoff
<b>Tackles</b>	8, twice	8, three times	2, at NO (1/7/12)
<b>Solos</b>	7, vs. PHI (9/19)	Same	1, at NO (1/7/12)
<b>Sacks</b>	3, at IND (10/9)	Same	1, at NO (1/7/12)

### WILLIE YOUNG'S GAME-BY-GAME STATISTICS

#### 2011 DETROIT LIONS

Date	W/L	Opp.	Tkls-5	Sk-YL	INT-Yds	PD	FF	FR	TFL	
9/11	W	at MIN	1-1	0-0	0-0	0	0	0	N/A	
9/18	W	KC	2-2	0-0	0-0	0	0	0	N/A	
9/25	W	at MIN	0-0	0-0	0-0	0	0	0	N/A	
10/2	W	at DAL	2-1	1-0	0-0	0	0	0	N/A	
10/10	W	CHI	3-2	1-8	0-0	0	0	0	N/A	
10/16	L	SF	0-0	0-0	0-0	1	0	0	N/A	
10/23	L	ATL	DID NOT PLAY							
10/30	W	at DEN	2-1	0-0	0-0	0	0	0	N/A	
11/3	L	at CHI	1-1	0-0	0-0	0	0	0	N/A	
11/20	W	CAR	DID NOT PLAY							
11/24	L	GB	0-0	0-0	0-0	0	0	0	N/A	
12/4	L	at NO	1-0	0-0	0-0	0	0	0	N/A	
12/11	W	MIN	0-0	0-0	0-0	0	0	0	N/A	
12/18	W	at OAK	1-0	0-0	0-0	0	0	0	N/A	
12/24	W	SD	0-0	0-0	0-0	0	0	0	N/A	
1/1	L	at GB	1-1	1-1	0-0	0	0	0	N/A	
<b>Totals 0-0</b>			<b>14-9</b>	<b>3-19</b>	<b>0-0</b>	<b>1</b>	<b>0</b>	<b>0</b>	<b>3</b>	

#### POSTSEASON

1/7	L	at NO	2-1	1-1	0-0	0	1	0	N/A
-----	---	-------	-----	-----	-----	---	---	---	-----

#### 2012 DETROIT LIONS

Date	W/L	Opp.	Tkls-5	Sk-YL	INT-Yds	PD	FF	FR	TFL
9/9	W	STL	0-0	0-0	0-0	0	0	0	N/A
9/16	L	at SF	0-0	0-0	0-0	0	0	0	N/A
9/23	L	at TEN	0-0	0-0	0-0	0	0	0	N/A
9/30	L	MIN	1-0	0-0	0-0	0	0	0	N/A
10/14	W	at PHI	0-0	0-0	0-0	0	0	0	N/A
10/22	L	at CHI	1-1	0-0	0-0	0	0	0	N/A
10/28	W	SEA	1-1	0-0	0-0	0	0	0	N/A
11/4	W	at JAX	0-0	0-0	0-0	0	0	0	N/A
11/11	L	at MIN	0-0	0-0	0-0	0	0	0	N/A
11/18	L	GB	3-2	0-0	0-0	0	0	0	N/A
11/22	L	HOU	1-1	0-0	0-0	0	0	0	N/A
12/2	L	IND	0-0	0-0	0-0	0	0	0	N/A
12/9	L	at GB	0-0	0-0	0-0	0	0	0	N/A
12/16	L	at ARZ	2-2	0-0	0-0	0	0	0	N/A
12/22	L	ATL	0-0	0-0	0-0	0	0	0	N/A
12/30	L	CHI	2-0	0-0	0-0	1	0	0	N/A
<b>Totals 0-0</b>			<b>11-7</b>	<b>0-0</b>	<b>0-0</b>	<b>1</b>	<b>0</b>	<b>0</b>	<b>N/A</b>

#### 2013 DETROIT LIONS

Date	W/L	Opp.	Tkls-5	Sk-YL	INT-Yds	PD	FF	FR	TFL
9/8*	W	MIN	3-1	0-0	0-0	0	0	0	N/A
9/15*	L	at ARZ	2-2	1-4	0-0	0	0	0	N/A
9/22	W	at WAS	5-4	0-0	0-0	0	0	0	N/A
9/29*	W	CHI	1-1	0-0	0-0	0	0	0	N/A
10/6*	L	at GB	2-1	0-0	0-0	0	0	0	N/A
10/13*	W	at CLE	5-3	1-9	0-0	0	0	0	N/A
10/20*	L	CIN	2-1	0-0	0-0	0	0	0	N/A
10/27*	W	DAL	4-4	0-0	0-0	0	0	0	N/A
11/10*	W	at CHI	1-0	0-0	0-0	2	0	0	N/A
11/17*	L	at PIT	3-1	0-0	0-0	0	0	0	N/A
11/24*	TB	3-2	1-7	0-0	0-0	0	0	0	N/A
11/28*	W	GB	5-3	0-0	0-0	0	1	0	N/A
12/8*	L	at PHI	5-3	0-0	0-0	0	0	0	N/A
12/16*	L	BAL	4-3	0-0	0-0	1	0	0	N/A
12/22*	L	NYG	1-0	0-0	0-0	1	0	1	N/A
12/29*	L	at MIN	1-0	0-0	0-0	1	0	0	N/A
<b>Totals 6-9</b>			<b>47-29</b>	<b>3-20</b>	<b>0-0</b>	<b>5</b>	<b>0</b>	<b>2</b>	<b>N/A</b>

#### 2014 CHICAGO BEARS

Date	W/L	Opp.	Tkls-5	Sk-YL	INT-Yds	PD	FF	FR	TFL	
9/7	L	BUF	7-4	1-6	0-0	0	0	0	0	1
9/14	W	at SF	4-4	2-11	0-0	0	0	0	0	0
9/22	W	at NYJ	6-2	1-2	0-0	0	0	0	0	0
9/28*	L	GB	6-5	0-0	0-0	0	0	0	0	1
10/5	L	at CAR	6-3	1-16	0-0	0	1	0	0	0
10/12	W	at DAL	5-5	2-14	0-0	0	0	0	0	0
10/19	L	MIA	5-4	0-0	0-0	1	0	0	0	0
10/26	L	at NE	4-3	0-0	0-0	0	0	0	0	0
11/9*	L	at GB	0-0	0-0	0-0	1	0	0	0	0
11/16*	W	MIN	2-1	1-5	0-0	0	0	0	0	0
11/23*	W	TB	2-1	0-0	0-0	0	0	0	0	0
11/27*	L	at DET	0-0	0-0	0-0	1	0	0	0	0
12/4*	L	DAL	5-3	1-1	0-0	0	0	0	0	1
12/15*	L	NO	3-1	1-9	0-0	0	0	0	0	0
12/21*	L	DET	0-0	0-0	0-0	0	0	0	0	0
12/28	L	at MIN	INJURED RESERVE							
<b>Totals 2-6</b>			<b>55-36</b>	<b>10-65</b>	<b>0-0</b>	<b>3</b>	<b>1</b>	<b>0</b>	<b>3</b>	

#### 2015 CHICAGO BEARS

Date	W/L	Opp.	Tkls-5	Sk-YL	INT-Yds	PD	FF	FR	TFL	
9/13	L	GB	1-0	0-0	0-0	0	0	0	0	0
9/20	L	ARI	1-1	0-0	0-0	0	0	0	0	0
9/27	L	at SEA	INACTIVE							
10/4	W	OAK	3-2	0-0	0-0	0	0	0	0	0
10/11*	W	at KC	2-1	1-8	0-0	0	0	0	0	1
10/18*	L	at DET	2-1	0-0	0-0	0	0	0	0	0
11/1	L	MIN	1-1	0-0	0-0	0	0	0	0	0
11/9*	W	at SD	5-4	0-0	0-0	2	0	0	0	0
11/15*	W	at STL	3-2	0-0	1-39	1	0	0	0	0
11/22	L	DEN	5-4	1-9	0-0	0	0	0	0	1
11/26*	W	at GB	5-3	1-4	0-0	0	0	0	0	1
12/6	L	SF	3-2	1.5-9	0-0	0	0	0	0	2
12/13*	L	WAS	8-4	1-10	0-0	0	0	0	0	3
12/20	L	at MIN	3-3	1-10	0-0	0	0	0	0	2
12/27*	W	at TB	3-2	0-0	0-0	0	0	0	0	2
1/3*	L	DET	2-1	0-0	0-0	0	0	0	0	0
<b>Totals 5-3</b>			<b>47-31</b>	<b>6.5-50</b>	<b>1-39</b>	<b>3</b>	<b>0</b>	<b>0</b>	<b>12</b>	


#### 2016 CHICAGO BEARS

Date	W/L	Opp.	Tkls-5	Sk-YL	INT-Yds	PD	FF	FR	TFL	
9/11*	L	at HOU	2-1	0-0	0-0	0	0	0	0	0
9/19*	L	PHI	8-7	1-7	0-0	0	0	0	0	2.0
9/25	L	at DAL	5-4	0-0	0-0	0	0	0	0	0
10/2	W	DET	1-0	0-0	0-0	0	0	0	0	0
10/9	L	at IND	5-4	3-13	0-0	0	0	0	0	0
10/16	L	JAX	5-3	2-8	0-0	0	1	0	0	0
10/20*	L	at GB	3-2	0-0	0-0	1	0	0	0	0
10/31*	W	MIN	0-0	0-0	0-0	0	1	0	0	0
11/13*	L	at TB	5-3	0.5-2	0-0	0	0	0	0	0
11/20*	L	at NYG	2-0	0-0	0-0	0	0	0	0	0
11/27*	L	TEN	4-1	0-0	0-0	0	0	0	0	1.0
12/4*	W	SF	4-2	1-13	0-0	0	0	0	0	0
12/11*	L	at DET	2-1	0-0	0-0	0	0	0	0	0
12/18*	L	GB	2-2	0-0	0-0	0	0	0	0	0
12/24*	L	WAS	8-5	0-0	0-0	0	0	0	0	0
1/1*	L	at MIN	3-1	0-0	0-0	0	0	0	0	0
<b>Totals 2-10</b>			<b>59-36</b>	<b>7.5-43</b>	<b>0-0</b>	<b>2</b>	<b>1</b>	<b>0</b>	<b>3.0</b>	

\*Denotes Game Started



**PLAYERS WITH  
PRO EXPERIENCE**

**2****TITUS  
DAVIS****Ht:** 6-1  
**Age:** 24**Wt:** 200  
**College:** Central Michigan**Acquired:** From waivers in 2017**WIDE RECEIVER**

Originally signed as an undrafted free agent by the Chargers in 2015. Davis has also played for the Jets and Bills. He played college football at Central Michigan. Davis attended Wheaton Warrenville South High School in Wheaton, Illinois.

**67****KAPRON  
LEWIS-MOORE****Ht:** 6-4  
**Age:** 27**Wt:** 315  
**College:** Notre Dame**Bears Season:** 1    **NFL Season:** 5**Acquired:** Free agent in 2017**DEFENSIVE LINE**

**PRO CAREER:** Begins his fifth NFL campaign, appearing in 5 games for the Baltimore Ravens in 2015 where he recorded 3 tackles... **CAREER TRANSACTIONS:** Drafted in the 6th round of the 2013 draft (200th overall) by Baltimore Ravens... Waived by Baltimore Ravens (9/3/16)... Signed to the Ravens practice squad (9/4/16)... Signed by Chicago Bears(1/6/17). **2016 SEASON:** Spent 2016 season on Baltimore Ravens practice squad. **PREVIOUS SEASONS: 2015-** Appeared in 5 games for the Ravens... Recorded 3 tackles. **COLLEGE:** Appeared in 45 games (42 starts) at Notre Dame, recording 180 tackles, 22 TFL and 12 sacks... **2012-** Recorded 40 tackles, 8.5 TFL and 6 sacks, helping lead the Irish (12-1) to a BCS National Championship Game appearance vs. Alabama as a senior...Notre Dame allowed the nation's second-fewest points (12.8) and seventh-fewest yards (305.5) per game...Left the BCS Title Game after tearing the ACL in his right knee...**2011-** Suffered a season-ending knee injury, posting 32 tackles, 4 TFL and 1.5 sacks in seven games, as a junior... **2010-** He started all 13 games , one of 11 players to start all 13 games for the Irish... He totaled 62 tackles, which ranked fifth on the team but first among defensive linemen, he added two and a half tackles for loss and two sacks. **2008-** Redshirted his true freshman season. **PERSONAL:** Played at Weatherford (TX) HS, where he was named a SuperPrep All-American...Was also a member of the basketball and track and field teams.



78

WILL  
POEHLS**Ht:** 6-8**Age:** 26**Bears Season:** 2**Acquired:** Free agent signing in 2016**Wt:** 334**College:** Montana**NFL Season:** 3

OFFENSIVE LINE

**PRO CAREER:** Spent 2014-15 seasons on Tennessee Titans practice squad before spending 2016 on the Buffalo Bills and Chicago Bears practice squads. **CAREER TRANSACTIONS:** Signed with the Tennessee Titans (5/16/14)... Waived by Tennessee Titans (9/2/16)... Signed to the Buffalo Bills practice squad (9/19/16)... Signed to Chicago Bears practice squad (11/2/16)... Re-signed to Chicago Bears (1/3/17). **2016 SEASON:** Spent the season on Buffalo Bills and Chicago Bears practice squads. **PREVIOUS SEASONS:** **2015** - Spent season on Tennessee Titans practice squad. **2014** - Spent season on Tennessee Titans practice squad. **COLLEGE:** Was a two-year starter who played in 45 career games with 27 starts at Montana... **2013-** Started in all 13 games for the 10-3 Grizzlies at right guard and was a second team All-Big Sky Conference selection as senior... **2012-** Started in all 11 games at right guard as a junior... **2011-** Played in all 14 games and started in two (at Tennessee and versus Cal Poly) as a sophomore... **2010-** Played as a reserve as a freshman... Majored in sociology. **PERSONAL:** Attended Chandler (Ariz.) High School and earned three letters in both football and wrestling and was a team captain in both sports... Was a 5A first-team All-State and All-Region selection as a senior and All-Region as a junior... Had a record of 16-2 as a heavyweight wrestler his junior season.



43

RASHAAD  
REYNOLDS**Ht:** 5-11**Age:** 26**Bears Season:** 1**Acquired:** Signed free agent in 2016**Wt:** 187**College:** Oregon State**NFL Season:** 2DEFENSIVE  
BACK

**PRO CAREER:** Spent parts of his rookie year with the Arizona Cardinals (2015) and Chicago Bears (2015). **CAREER TRANSACTIONS:** Signed with the Jacksonville Jaguars as an undrafted free agent (5/12/14)... Waived by Jacksonville (6/16/16)... Signed by the Detroit Lions (8/10/16)... Waived by Detroit Lions (8/29/16)... Signed to the Bears practice squad (12/28/16)... Signed with the Chicago Bears (1/3/17). **2015 SEASON:** Spent a majority of the 2015 season on the Bears practice squad. **COLLEGE:** During his career he started 38 of 50 games, recording 218 tackles, 10 interceptions and one sack. In his final college game, he was the MVP of the 2013 Hawaii Bowl after returning two fumble recoveries for touchdowns. **PERSONAL:** Attended San Fernando High School in San Fernando, California, where he played both quarterback and cornerback... He earned All-Valley Mission League three times and was twice named the league's MVP.. As a senior, he threw for 1,566 yards and 13 touchdowns, and added 663 yards and eight touchdowns rushing... As a junior, he threw for approximately 1,500 yards and 15 touchdowns, and rushed 600 yards and six touchdowns... Also wrestled at San Fernando, winning the city championship four times.

**73** **CYRIL RICHARDSON****Ht:** 6-5**Wt:** 343**Age:** 27**College:** Baylor**Bears Season:** 2**NFL Season:** 4**Acquired:** Signed free agent in 2016**OFFENSIVE LINE****PRO CAREER:** Played in 12 games (4 starts) for the Buffalo Bills during 2014 rookie season.**CAREER TRANSACTIONS:** Drafted in the 5th round (153rd overall of the 2014 draft by the Buffalo Bills... Appeared in 12 games, including 4 starts in 2014... Waived on 09/02/16...

Signed to Chicago Bears practice squad 11/15/16. **2016 SEASON:** Spent 2016 season with Buffalo Bills and Chicago Bears practice squad... **PREVIOUS SEASONS: 2015** - Spent season on Buffalo Bills practice squad **2014**- Appeared in 12 games (4 starts) for the Buffalo Bills. **COLLEGE:** Two-time All-American offensive lineman, three-year starter... League's only two-time Big 12 Offensive Lineman of the Year (2012 and 2013), also three-time All-Big 12 honoree... 2013 Jim Parker Award winner and 2013 Outland Trophy finalist... Played in 2014 Senior Bowl... 2013 unanimous All-American, just seventh such honoree in school history... Fifth multi-season All-American in Baylor history... Member of senior class that played in four straight bowl games for first time in school history and earned program's first Big 12 Championship and BCS Bowl berth in 2013... Started 42 (29 at left guard, 13 at left tackle) of 51 career games played... Earned second-team All-American honors as junior in 2012... Played LG as senior (2013), junior (2012) and redshirt freshman (2010), was starting left tackle as sophomore (2011)... **PERSONAL:** Played offensive tackle at North Crowley High School in Fort Worth, Texas... National position ranking among offensive tackles: No. 62 by Scout.com, No. 63 by ESPN.com and No. 90 by Rivals.com... Ranked the 80th-best recruit in the Metroplex by Dallas Morning News, No. 11 offensive lineman... Played for head coach Mike Papas at North Crowley... Named first-team All-District 3-5A as senior in 2008.

PRO EXPERIENCE


**74** **ROY ROBERTSON-HARRIS****Ht:** 6-7**Wt:** 268**Age:** 24**College:** UTEP**Acquired:** Undrafted free agent in 2016**DEFENSIVE LINE****PRO CAREER:** Robertson-Harris joined the team as an undrafted free agent in 2016, appearing in the first three preseason games before he was placed on the illness/non-football injury list. **COLLEGE:** 2014 all-CUSA honorable mention player who tallied 138 career

tackles , 25 TFLs, 10.5 sacks and 9 pass breakups in four seasons at UTEP (2012-15)... Team captain, started all 12 games as a senior... Placed 3rd on the team in tackles with 51, adding 7.5 TFLs, 2.5 sacks and 4 pass breakups... Started 13-of-13 games, posting 36 tackles, 9.5 TFLs, 3.5 sacks, 4 forced fumbles, 3 pass breakups and 1 fumble recovery... Ranked 1st on the team in TFLs, sacks and forced fumbles... 4 forced fumbles ranked tied for 2nd most in the conference... Helped UTEP reach its first Bowl game (New Mexico Bowl) since 2010... Appeared in 12 games with 8 starts as a sophomore... Notched 34 tackles, 3.5 sacks and ranked 2 on the team with 6 TFLs... Added 2 pass breakups and 1 fumble recovery... As a redshirt freshman, played in 10 contests, registering 17 tackles, 2 TFLs and 1 sack... First team all-Area and all-District 5-5A defense selection as a senior at South Grand Prairie H.S. (Grand Prairie, TX)... Collected 75 tackles, 26 TFLs, 9 sacks, 8 pass breakups and 1 fumble recovery... Played defensive end and outside linebacker... Two-time letter winner.





**ROOKIES**



# 10 MITCHELL TRUBISKY

Ht: 6-3  
Age: 23

Wt: 222  
College: North Carolina

Acquired: 1st round of the 2017 draft (2nd overall)

## QUARTERBACK

**COLLEGE CAREER:** Started 13-of-34 career games for North Carolina, completing 386-of-572 passes (67.5 pct.) for 4,762 yards, 41 touchdowns and 10 interceptions in three seasons of action ... added 439 rushing yards on 120 attempts (3.7 avg) and 8 touchdowns ... as a junior, was a semifinalist for the Davey O'Brien and Maxwell Awards ... finished his career at North Carolina ranked 5th in passing touchdowns (41), 6th in passing yards (4,762) and 7th in total offense (5,201).

**JUNIOR:** Started all 13 games in his first season as a starter for the Tar Heels ... set UNC single-season records for passing yards (3,748), passing touchdowns (30) and total offense (4,056) while completing 304-of-477 (68.0) passes on the year ... set the multi-game school record with 30 consecutive completions over two games (last 18 vs. JMU; first 12 vs. Pitt) ... also set the school record for most passing yards in consecutive games with 885 (432 vs. JMU; 453 vs. Pitt) ... had 7 games with 3+ passing touchdowns ... added 308 rushing yards on 93 attempts (3.3 avg) and 5 touchdowns ... set career highs with 453 yards and 5 touchdowns with zero interceptions on 35-of-46 passing vs. Pitt ... was named the Walter Camp offensive player of the week for his performance ... completed 31-of-38 passes for 405 yards and 3 touchdowns in the 37-35 win at No. 12 Florida State ... completed 33-of-46 passes for 299 yards and 2 touchdowns in the win at No. 16 Miami (Fla.) ... threw for 280 yards and 2 touchdowns on 23-of-39 passing vs. Stanford in the Sun Bowl ... named a semifinalist for Davey O'Brien and Maxwell Awards ... finalist for Johnny Unitas Golden Arm Award. **SOPHOMORE:** Appeared in 9 games, completing 40-of-47 passes for 555 yards and 6 touchdowns ... added 16 rushes for 101 yards and 3 touchdowns. **FRESHMAN:** Appeared in 12 games, completing 42-of-78 passes for 459 yards, 4 touchdowns and 4 interceptions ... added 11 rushes for 30 yards.

**PERSONAL:** Named Mr. Football in the state of Ohio by the Associated Press, an annual award given to the top high school player regardless of division ... ranked the No. 19 quarterback in the country by Scout.com ... prepstar All-Midwest Region ... honorable-mention Parade All-America ... member of the ESPN 300 team ... is the most prolific passer in the Greater Cleveland area, becoming the first to pass for more than 9,000 career yards and more than 4,000 yards as a senior ... rated the No. 1 dual-threat quarterback by 247sports.com and the No. 3 player in Ohio ... passed for 4,063 yards as a senior, including 1,593 in four playoff games ... also rushed for 899 yards ... scored 108 points and was responsible for 51 touchdowns ... threw for 42 touchdowns and rushed for 18 ... team finished 12-2 and advanced to the state semifinals ... mentor was 30-8 during his three-years the quarterback ... among the top 10 passers in Ohio history with 9,126 yards and 92 touchdowns ... also rushed for 1,559 career yards and 33 touchdowns, averaging 4.1 per carry ... also served as Mentor's punter in 2012 and had a 40.8 average ... coached by Steve Trivisono.

### MITCHELL TRUBISKY'S COLLEGE STATISTICS

Year	Team	GP-GS	Att	Cmp	Pct	Yds	Yds/Att	TD	Int	Lg
2014	North Carolina	12-0	78	42	53.8	459	5.9	5	4	39
2015	North Carolina	9-0	47	40	85.1	555	11.8	6	0	64
2016	North Carolina	13-13	447	304	68.0	3,748	8.4	30	6	75
<b>Totals</b>		<b>34-13</b>	<b>572</b>	<b>386</b>	<b>67.5</b>	<b>4,762</b>	<b>8.3</b>	<b>41</b>	<b>10</b>	<b>75</b>

Year	Team	Rush	Yds	Avg	Lg	TD
2014	North Carolina	11	30	2.7	16	0
2015	North Carolina	16	101	6.3	35	3
2016	North Carolina	93	308	3.3	39	5
<b>Totals</b>		<b>120</b>	<b>439</b>	<b>3.7</b>	<b>39</b>	<b>8</b>



# 87 ADAM SHAHEEN

**Ht:** 6-6  
**Age:** 24

**Wt:** 278  
**College:** Ashland

**Acquired:** 2nd round of the 2017 draft (45th overall)

## TIGHT END

**COLLEGE CAREER:** Caught 124 passes for 1,755 yards (14.1 avg) and 26 touchdowns in 31 career games at Ashland ... ranks 5th all time in school history in career receptions, 10th in career receiving yards and 2nd in catches in a season ... caught a school record 4 touchdowns vs. Northwood (10/9/16).

**JUNIOR:** Led all Division II tight ends in receptions (52) and yards (867) and led all college football tight ends with 16 touchdown receptions, setting an Ashland single-season record in the process ... 1 of 42 candidates for the Harlon Hill Trophy, recognizing the best Division II college football player ... earned first-team All-Great Lakes Intercollegiate Athletic Conference honors and was named to CoSIDA's Academic All-District team. **SOPHOMORE:** Ashland's breakout offensive standout as a redshirt sophomore ... set a new program standard for tight ends with 70 catches, also good for the highest total for any tight end at any NCAA level in 2015 ... added 803 yards and 10 touchdowns receiving ... following the season, earned American Football Coaches Association (AFCA) Division II Coaches' All-America, D2Football.com honorable mention All-American, College Sports Information Directors of American (CoSIDA) Academic All-American Division II second team, Don Hansen All-Super Region Four second team, Division II Conference Commissioner's Association (D2CCA) All-Super Region 4 second team, CoSIDA Academic All-District, All-Great Lakes Intercollegiate Athletic Conference first team and GLIAC All-Academic Excellence Team honors. **FRESHMAN:** As the Eagles' No. 3 tight end, caught two passes for 85 yards in nine games ... Both catches came in the final two games, both on the road - a 42-yarder at Grand Valley State in Week 9 and a 43-yarder at Michigan Tech in Week 10.

**PERSONAL:** Averaged 19 points and 10 rebounds per game as a senior on his way to garnering All-Ohio Capital Conference honors ... posted career-highs of 44 points against and 20 rebounds against Licking Heights High School in 2012-13 ... also earned All-OCC and second-team all-district accolades as a football player ... played as a true freshman on the Pitt-Johnstown men's basketball team in 2013-14, averaging 13.2 minutes, 5.5 points and 3.1 rebounds in 26 games.

### ADAM SHAHEEN'S COLLEGE STATISTICS

Year	Team	GP	Rec	Yds	Avg	Lg	TD
2014	Ashland	9	2	85	42.5	43	0
2015	Ashland	11	70	803	11.5	76	10
2016	Ashland	11	52	867	15.2	70	16
<b>Totals</b>		<b>31</b>	<b>124</b>	<b>1,755</b>	<b>14.1</b>	<b>76</b>	<b>26</b>

**39** EDDIE JACKSONHt: 6-0  
Age: 25Wt: 194  
College: Alabama

Acquired: 4th round of the 2017 NFL draft (112th overall)

**DEFENSIVE BACK**

**COLLEGE CAREER:** Started 38-of-41 career contests at Alabama, posting 130 tackles, 8.5 TFLs, 14 pass breakups, and 9 interceptions (3 returned for touchdowns) ... Earned second team All-SEC as a senior and first team All-SEC and second-team All-America as a junior... Owns school record for most career interception yards... Led SEC in INTs (6) as a junior.


**SENIOR:** Selected as one of the Crimson Tide's permanent team captains for the 2016 season ... Earned second team All-SEC honors from the conference coaches, despite playing in only eight games ... Midseason All-American by CBS, ESPN and USA Today ... Suffered a season-ending leg injury against Texas A&M ... owns the Alabama record for career interception return yards with 303 on 9 interceptions ... Registered 24 total tackles and two pass breakups to go with his interception ... Earned UA coaches' defensive player of the week honors for the Western Kentucky matchup and special teams player of the week recognition for his performances at Ole Miss and Tennessee. **JUNIOR:** Made the transition to safety in the spring of 2015 and excelled in his new role ... selected to the All-SEC First Team by the conference coaches and Associated Press ... earned second team All-America honors from Walter Camp and the FWAA ... named a third team All-American by the Associated Press ... led the team in interceptions with six -- two picks returned for touchdowns, a forced fumble and fumble recovery to go with his 46 tackles from the starting safety spot ... accumulated 230 return yards on his interceptions, shattering the previous all-time record of 163 by Hootie Ingram in 1952 across Ingram's 10 interceptions ... finished tied for seventh nationally and as the SEC leader for interceptions ... earned FWAA National Defensive Player of the Week honors for his performance at Texas A&M ... one of 16 semifinalists for the Jim Thorpe Award, presented annually to the nation's top defensive back. **SOPHOMORE:** Penciled in to be a starter at cornerback before tearing his ACL in spring practice ... returned to game action on Sept. 6 against FAU and started 10 of 11 games at cornerback, including nine straight ... registered 41 total tackles, including two for loss (-12 yards), one sack (-11 yards), an interception (18 yards), six pass breakups, one recovered fumble (16 yards) and two forced fumbles ... earned Alabama Defensive Player of the Week honors after the FAU and Mississippi State games. **FRESHMAN:** Started four games at cornerback as a true freshman for Alabama and played in seven contests ... finished with 19 tackles, including 16 solo stops and one tackle for loss (3 yards) ... added an interception, a quarterback hurry and three pass breakups ... returned a fumble 35 yards against Chattanooga ... named a Special Teams Player of the Week by the Alabama coaching staff after the Arkansas game.

**PERSONAL:** Played at Boyd Anderson High School in Lauderdale Lakes, Florida under coach Wayne Blair... ESPN listed him as No. 54 wide receiver ... Caught 37 passes for 792 yards and touchdowns on the offensive side of the ball as a senior in 2012 ... Added five interceptions, 66 tackles and one forced fumble on defense ... Returned two interceptions for touchdowns.

**EDDIE JACKSON'S COLLEGE STATISTICS**

Year	Team	GP	GS	Tackles					Interceptions					Fumbles		Misc.
				Tot	S	A	Sk	Yds	No	Yds	Lg	TD	PD	FF	FR	TFL
2013	Alabama	7	4	19	16	3	0.0	0.0	1	0	0	0	3	0	2	1.0
2014	Alabama	11	11	41	32	9	1.0	11.0	1	18	18	0	7	2	1	2.0
2015	Alabama	15	15	46	34	12	0.0	0.0	6	230	2	2	2	1	1	3.0
2016	Alabama	8	8	24	15	9	0.0	0.0	1	55	55	1	2	0	0	2.5
<b>Totals</b>		<b>41</b>	<b>38</b>	<b>130</b>	<b>97</b>	<b>33</b>	<b>1.0</b>	<b>11.0</b>	<b>9</b>	<b>303</b>	<b>55</b>	<b>3</b>	<b>14</b>	<b>3</b>	<b>4</b>	<b>8.5</b>

**ADDITIONAL STATS:** Punt Returns - 11 returns for 253 yards (23.0 avg), 2 touchdowns



# 29 TARIK COHEN

Ht: 5-6  
Age: 22

Wt: 179  
College: North Carolina A&T

Acquired: 4th round of the 2017 draft (119th overall)

## RUNNING BACK

**COLLEGE CAREER:** Appeared in 46 games with 41 starts in four seasons (2013-16) for North Carolina A&T, rushing for 5,619 yards on 868 carries and 56 touchdowns (all school records)... Added 98 receptions for 945 yards and 3 touchdowns... Career performances made him the conference's first three-time Offensive Player of the Year.

**SENIOR:** Started all 12 games ... 2016 NCAA FCS and Walter Camp First Team All-America ... helped lead the Aggies to a 9-3 regular-season record and a berth in the FCS Playoffs ... enjoyed a record-breaking campaign, setting single-season school records in rushing (1,588) and touchdowns (19) and earned All-America status from four different outlets ... also rushed for more than 200 yards in four different games ... leaves as the Mid-Eastern Athletic Conference's all-time leading rusher with 5,619 yards and its first three-time Offensive Player of the Year (2014, 2015, 2016) ... finished his career with five three-TD performances. **JUNIOR:** Started all 12 games ... had a MEAC-leading 1,543 yards rushing on a school-record 264 carries ... his single-season rushing total was also a school record ... rushed for 15 touchdowns, tying his single-season record from the season before ... also caught 25 passes for 217 yards ... led the MEAC in total points scored, rushing touchdowns and all-purpose yards (148.8) ... rushed for more than 100 yards nine times and rushed for a career-high 295 yards and three touchdowns in A&T's 41-34 win over Alcorn State in the inaugural Air Force Reserve Celebration Bowl ... Rushed for 137 yards and three touchdowns on 17 carries in a 65-14 Homecoming win over Howard on Oct. 24. **SOPHOMORE:** Played in 11 games with 11 starts ... His 1,340 rushing yards were the second-highest single-season total in school history ... His 15 touchdowns were tied for the second-highest single-season total in school history ... Added 25 receptions for 237 yards and a touchdown ... Ranked 3rd in the country in yards per carry (6.8), 11th in rushing yards per game (121.8), 15th in total rushing yards and 15th in rushing TDs ... led the MEAC in rushing, scoring (96 points), total touchdowns (16) and was second in all-purpose yards (143.4 per game) ... posted 133 yards and a touchdown against nationally-ranked Coastal Carolina in a 31-30 loss at Aggie Stadium ... surpassed 100 yards for the third straight week when he rushed for a career-best 234 yards and a touchdown, including an 81-yard touchdown run in a 17-12 win at Elon on Sept. 13 ... Recorded his third-career 200-yard rushing game when he had 203 and two touchdowns on 20 carries in a 21-14 loss at N.C. Central. **FRESHMAN:** Earned MEAC Rookie of the Year ... Rushed for a MEAC-leading 1,148 yards on 195 carries and 8 touchdowns in 11 games (6 starts)... Had five 100-yard games on the season, including one 200-yard game... Added 11 receptions for 152 yards and a touchdown...118.2 all purpose yards per game ranked 2nd in MEAC... Registered 1,300 yards of all-purpose yards during the season...Ranked 17th in the nation in rushing, 44th in all-purpose yards, 26th in total rushing yards and 62nd in rushing touchdowns...

**PERSONAL:** Played at Bunn High School in Bunn, NC... Rushed for 808 yards as a senior including 252 yards in a playoff win against North Brunswick...Scored 17 touchdowns and averaged 9.2 yards per carry...Had three touchdown receptions and returned three kicks for touchdowns...Earned team MVP honors and was also an all-conference selection...Was one-fourth of the N.C. High School Athletic Association Class 2A state champion 4x100 meter relay team.

### TARIK COHEN'S COLLEGE STATISTICS

Year	Team	GP-GS	Rush	Yds	Avg	Lg	TD	Rec	Yds	Avg	Lg	TD
2013	NC A&T	11-6	195	1,148	5.9	49	8	11	152	13.8	81	1
2014	NC A&T	11-11	197	1,340	6.8	81	15	25	237	9.5	68	1
2015	NC A&T	12-12	264	1,543	5.8	83	15	25	217	8.7	52	0
2016	NC A&T	12-12	212	1,588	7.5	94	18	37	339	9.2	45	1
<b>Totals</b>		<b>46-41</b>	<b>868</b>	<b>5,619</b>	<b>6.5</b>	<b>94</b>	<b>56</b>	<b>98</b>	<b>945</b>	<b>9.6</b>	<b>81</b>	<b>3</b>

**ADDITIONAL STATS:** Punt Returns - 1 returns for 4 yards (4.0 avg). Kick Returns - 1 return for 26 yards (26.0 avg).



67

## JORDAN MORGAN

Ht: 6-3

Wt: 309

Age: 25

College: Kutztown (Pa.)

Acquired: 5th round of the 2017 draft (147th overall)

## OFFENSIVE LINE

**COLLEGE CAREER:** Started in all 43 games (42 at LT) he appeared in at Kutztown.

**SENIOR:** The First Team All-America offensive lineman started in all 11 games for KU in his redshirt-senior season ... blocked in KU's record-setting game against East Stroudsburg where the offense broke the school-record for rushing yards with 459 ... started all 43 of his appearances in the last four seasons, continuously making a huge impact on the offensive line and racking up several accolades during his Golden Bear career ... became the first offensive lineman in PSAC history to be named PSAC East Offensive Athlete of the Year ... was named to the PSAC East First Team for the third consecutive season and became the first Golden Bear in program history to win the Gene Upshaw Award, which is given to the top lineman in Division II ... All-Region First Team ... named Preseason All-American by Sporting News, Lindy's magazine and D2Football.com. **JUNIOR:** D2Football.com All-America First Team selection ... named to the Don Hansen Gazette All-Region Third Team ... named to the AP Little All-America First Team, KU's first First Team selection since 1995, and the AFCA All-America Team, the first Golden Bear to do so since 1997 ... earned his second straight All-PSAC East First Team honor ... started in all 11 games for KU in his redshirt-junior season ... named to the 2015 Lindy's Sports Preseason All-Division II First Team and the D2Football.com Preseason All-America Second Team. **SOPHOMORE:** Named to the D2Football.com All-America honorable mention team ... started in all 10 of his appearances for the Golden Bears during his redshirt sophomore season ... named to the All-PSAC East First Team. **FRESHMAN:** Started in all 11 games for the Golden Bears at left tackle.

**PERSONAL:** Played football at Germantown High School in Philadelphia, PA.

## JORDAN MORGAN'S COLLEGE STATISTICS

GAMES PLAYED-STARTED - 43-43: 2013 KU (11-11); 2014 KU (10-10); 2015 KU (11-11); 2016 KU (11-11).



# 37 JOEL BOUAGNON

Ht: 6-2  
Age: 22

Wt: 228  
College: Northern Illinois

**RUNNING  
BACK**

**Acquired:** Undrafted free agent in 2017

Finished career ranked 9th in carries (600), 11th in rushing yards (2,911), 7th in rushing touchdowns (31) and 6th in total touchdowns (34) at NIU... Totaled nine 100-yard rushing games. **SENIOR:** Second team All-MAC selection led the Huskies in rushing with 182 carries for 885 yards (4.9 avg) and eight touchdowns... Caught a career-best 17 passes for 157 yards and 1 touchdown... Started all 12 games... Scored five touchdowns against Bowling Green tied for the second-highest total in a single game at NIU, to earn MAC West Offensive Player of the Week honors... Ran for a season-high 153 yards on 21 carries with a TD vs. Ball State... Caught a career-high six passes in the season opener at Wyoming. **JUNIOR:** Rushed for 1,285 yards on 283 carries and 18 touchdowns and rushing touchdowns in 14 games (12 starts)... First team All-MAC selection... 18 rushing TDs tied for 10th in the FBS... Recorded six 100-yard rushing games... Led MAC league with 108 points scored and finished second in rushing yards... Rushed for a career-high 156 yards with two TDs at Buffalo earning MAC West Offensive Player of the Week selection... Career-high 31 rushes for 149 yards and 2 TDs vs. Ball State...Rushed for 3 TDs twice (vs. UNLV & at Miami (Fl)). **SOPHOMORE:** Rushed for 655 yards on 113 carries (5.8 avg) and 5 touchdowns in 14 games (7 starts). **FRESHMAN:** Appeared in 4 games, rushing for 86 yards on 22 carries. **PERSONAL:** Played at Aurora Christian in Aurora, Ill... Rushed 46 times for 1,475 yards and 21 touchdowns in his senior season... Gained 215 yards and scored four touchdowns on 15 carries in the 2012 Illinois Class 3A quarterfinals against Winnebago.



# 68 RASHAAD COWARD

Ht: 6-6  
Age: 22

Wt: 310  
College: Old Dominion

**DEFENSIVE  
LINE**

**Acquired:** Undrafted free agent in 2017

Appeared in 47 games, totaling 136 tackles, 14.5 tackles for a loss, 3.5 sacks, two fumble recoveries and one pass breakup in four seasons (2013-16) at Old Dominion. **SENIOR:** Started all 13 games at defensive tackle ... finished fourth on the team with 50 tackles ... added 7.5 tackles for a loss and 1.5 sacks ... Also scored a touchdown on a seven-yard fumble recovery ... Named team captain. **JUNIOR:** Started all 12 games at defensive tackle ... Led the ODU defensive line with 47 tackles, 2.5 tackles for a loss and 1.5 sacks ... Added a blocked extra point on special teams. **SOPHOMORE:** Appeared in all 12 games, tallying 26 tackles, 2.5 tackles for a loss and one sack. **FRESHMAN:** Saw action in 10 games at defensive tackle ... Recorded 13 tackles, two tackles for a loss and half a sack. **PERSONAL:** Attended Sheepshead Bay High School in Brooklyn, N.Y.

**46 HENDRICK EKPE****Ht:** 6-5  
**Age:** 22**Wt:** 251  
**College:** Minnesota**Acquired:** Undrafted free agent in 2017 **LINEBACKER**

Recorded 69 tackles, 16.0 TFLs, 8.5 sacks, 2 pass breakups, 2 forced fumbles and 1 fumble recovery in 34 games at Minnesota. **SENIOR:** Played in all 12 games (11 starts)... Recorded 28 tackles, 7.5 tackles for loss, 3.5 sacks and forced one fumble. **JUNIOR:** Played 13 games (11 starts) ... Recorded 11 tackles, including 2.5 sacks... Broke up two passes and recovered a fumble. **SOPHOMORE:** Played in 13 games (1 start)... Recorded 14 tackles, including 3.0 TFLs and 1.5 sack. **FRESHMAN:** Played in 10 games... Recorded 10 tackles, including one TFL... Named Outstanding Defensive Freshman of the Year. **PERSONAL:** Played football at Lewisville High School in Lewisville, Texas... Earned first-team All-District 8-5A in 2012 after being named honorable mention in 2010 ... Recorded 24 tackles, 2.5 sacks and one fumble recovery as a senior in 2012 ... Recorded 26 tackles, 3.5 sacks and forced two fumbles as a junior.

**19 TANNER GENTRY****Ht:** 6-2  
**Age:** 23**Wt:** 210  
**College:** Wyoming**Acquired:** Undrafted free agent in 2017 **WIDE RECEIVER**

Caught 180 passes for 2,815 yards (15.6 avg) and 20 touchdowns in 42 games at Wyoming... Added 13 carries for 81 yards (6.2 avg)... Leaves Wyoming ranked tied for 4th in receiving touchdowns, 5th in receiving yards and 8th in receptions. **SENIOR:** Recorded 72 receptions for 1,326 yards (18.4 avg) and 14 touchdowns... Added 6 carries for 30 yards... 72 receptions ranked 1st on the team and 6th in school for history a single season... Posted the 6th most receiving yards in a single season and his 14 TDs ranks tied for 2nd. **JUNIOR:** Caught 37 passes for 678 yards (18.3 avg) and 4 TDs in 7 games before suffering a season-ending injury... He was leading the Mountain West in receiving yards at the time of the injury and was named to the 2015 Biletnikoff Award Watch... Added five carries for 48 yards... In his seven games, he recorded 100 or more receiving yards three times. **SOPHOMORE:** Appeared in all 12 games (3 starts) ... Hauled in 32 passes for 435 yards (13.6 avg) and 2 TDs... Scored his first career touchdown at Oregon. **FRESHMAN:** Appeared in 9 games catching with 39 passes for 376 yards... 39 receptions ranked 3rd on the team. **PERSONAL:** Played football at Grandview High School in Aurora, Colorado... Named to the All-Colorado team for all classifications and First Team All-State Class 5A as a wide receiver his senior season... Also named to the Mile High Sports All-Colorado First Team as a senior... As a junior, the Denver Post selected him First Team All-State Class 5A as a defensive back. ..Ranked by Rivals.com as the No. 15 recruit in the state of Colorado in 2012, and was ranked by 247Sports.com as the No. 23 recruit in the state. He caught 52 passes for 1,019 yards and 9 receiving touchdowns, while rushing for 169 yards on 19 carries and scoring 6 TDs on the ground as a senior... Also recorded 6 interceptions... Helped lead his Grandview High team to an 8-4 record and the quarterfinals of the state playoffs.





# 47 ISAIAH IRVING

Ht: 6-3  
Age: 23

Wt: 241  
College: San Jose State

Acquired: Undrafted free agent in 2017

**LINEBACKER**

Appeared in 47 games (37 starts) at San Jose State, recording 140 tackles, 23 TFLs, 11 sacks and 1 forced fumble... Played defensive end and outside linebacker... **SENIOR:** Appeared in 12 games (11 starts), recording 45 tackles, 11 TFLs, 7 sacks and 1 forced fumble... Named

Honorable Mention All-Mountain West... Played in 12 and started 11 games... Had his most productive season at the major college level... Led the team in sacks and ranked 2nd in TFLs... Invited to play in the 2017 NFLPA Collegiate Bowl All-Star game and scored a defensive touchdown on a 15-yard fumble recovery return. **JUNIOR:** Started all 13 games at a defensive end recording... Led all defensive linemen in total tackles with 38 and shared the unit's lead in TFLs at 5.0. **SOPHOMORE:** Appeared in 11 games (4 starts)... Recorded 17 tackles, 2 TFLs and 1 sack. **FRESHMAN:** Played in 11 games (9 starts)... Recorded 40 tackles, 5 TFLs and 2 sacks... Finished 8th on the team in total tackles and 3rd in TFLs. **PERSONAL:** Played football at Cypress Creek High in Houston, Texas... Qualified for the Texas Region III high school wrestling tournament as a junior and advanced to the state championship tournament as a senior.

UNDRAFTED ROOKIES



# 68 DIEUGOT JOSEPH

Ht: 6-6  
Age: 23

Wt: 300  
College: Florida International

Acquired: Undrafted free agent in 2017

**OFFENSIVE LINE**

Appeared in 41 games over four seasons at Florida International. **SENIOR:** An All-C-USA Honorable Mention selection... Named game captain versus Maryland (9/9)... Started in all 12 games on an offensive line that helped produce 4,503 yards of total offense (No.


4 all-time for yards in a season at FIU)... The Panthers rushed for 1,783 yards (third-most in school history) and produced 2,720 yards through the air... Blocked for the school's all-time leading rusher (Alex Gardner - 2,272 yards) and FIU's all-time leader in touchdown passes (Alex McCough - 48); both marks set in 2016. **JUNIOR:** Part of an offensive line that gained 4,173 yards (fifth-most in school history), including 2,854 through the air (second-most in school history)... Helped FIU record a school-record 22 TD passes and 15 rushing TDs (sixth-most in school history). **SOPHOMORE:** Appeared in all 12 games for the Panthers at left tackle, starting 10... Has made eight-straight starts... Helped FIU record 1,502 net rushing yards (4th-most in school history)... Led FIU's offense to 125.5 net yards-per-game (5th-best average all-time at FIU)... FIU's offense finished with 11 rushing touchdowns (10th-most in school history)... Was part of an offensive line the helped FIU gain 350 yards-or-more of total offense four times. **FRESHMAN:** Moved to the offensive side of the ball during the spring, lining up at offensive tackle... appeared in six games, including at Maryland (8/31), vs. UCF (9/6), at Louisville (9/21), at Southern Miss (10/5), vs. Marshall (11/23) and at FAU (11/29). **PERSONAL:** Played football at Freedom High School in Orlando, Florida.

**63 MITCHELL KIRSCH****Ht:** 6-6  
**Age:** 22**Wt:** 300  
**College:** James Madison**OFFENSIVE LINE****Acquired:** Undrafted free agent in 2017

**SENIOR:** Started 12 games at right tackle... Consensus FCS First Team All-American... STATS FCS First Team All-American... AFCA Coaches' FCS First Team All-American... Associated Press FCS First Team All-American... Walter Camp Football Foundation FCS All-American... HERO Sports FCS First Team All-American... First Team All-CAA Offensive Lineman... ECAC First Team All-Star... VaSID First Team All-State... Roanoke Times First Team All-State... Norfolk Sports Club's Leigh Williams Memorial Award winner... Part of an offensive line that set JMU and CAA single-season records in scoring (700), rushing offense (4,125), total offense (7,612) and first downs (380)... Offense led the FCS in completion percentage (70.8%), team pass efficiency (181.69) and first downs... Also ranked second in scoring (46.7), third in total offense (507.5), fourth in third-down conversions (50%), fifth in rushing (275.0) and 10th in turnovers lost (13). **JUNIOR:** Started all 12 games... STATS FCS Second Team All-American... Associated Press FCS Third Team All-American... First Team All-CAA Offensive Lineman... ECAC FCS First Team All-Star... VaSID First Team All-State... Roanoke Times First Team All-State... Part of an offensive line that ranked second nationally in FCS in scoring (44.3) and total offense (528.8). **SOPHOMORE:** Started all 13 games... Second Team All-CAA selection... VaSID Second Team All-State... Part of an offensive line that led the CAA with 497 yards per game and a league-best 39.9 points per game in conference play... Helped break single-season school records for passing and total offense. **FRESHMAN:** Appeared in five games. **PERSONAL:** Played both on the offensive and defensive lines for St. John's in Washington, D.C... As a senior, served as a team captain and was named to the Washington Catholic Athletic Conference First Team All-Conference and to the Washington Post's Second Team All-Met as well as being honored as the school's Offensive Player of the Year... Also earned First Team All-Metro honors from the Pigskin Club of Washington, D.C. ... Garnered First Team All-WCAC honors as a junior as well as Honorable Mention All-Metro after being named the program's Lineman of the Year.

**17 ANDY PHILLIPS****Ht:** 5-10  
**Age:** 28**Wt:** 210  
**College:** Utah**KICKER****Acquired:** Undrafted free agent in 2017

Handled all of Utah's field goal attempts from 2013-16 while playing in all 51 games ... Four-time All-Pac-12 selection (first team in 2014) and four-time Lou Groza Award semifinalist ... 2015 second-team All-American by CBS.com ... Holds school's career record for field goals made (84), field goal attempts (100), points scored (427) and points scored per game (8.4) ... 84.0 career field goal percentage (84-of-100) ranks third all-time at Utah ... 36-of-48 (75%) in his career from 40+ yards ... 4-of-4 from 50+ yards with a long of 53 yards ... Utah's career leader in PATs made (175), attempted (176) and PAT percentage (99.4%) ... Made a school-record 97 consecutive PATs following his only career miss as a sophomore ... set Utah's single-season record for field goals made with 23 twice (2014 and 2015) ... Three-time Pac-12 All-Academic (first-team in 2016) ... Five-time Lou Groza National Star of the Week ... Five-year U.S. Ski Team member (2007-11) had never played in a football game at any level prior to walking on at Utah in 2012 (he was later awarded a scholarship) ... two-year team captain. **PERSONAL:** Attended Westminster College in Salt Lake City as a part-time student ... competed on the U.S. Ski Team as an alpine racer from 2007-2011 ... was the J2 Downhill National Champion in 2006 ... graduated from the Winter Sports School, a high school dedicated to elite winter sports athletes, in Park City, Utah ... attended three high schools: Waterford as a ninth grader (where he played freshman soccer); Rowland Hall as a sophomore and junior; and the Winter Sports School his senior year.



# 45 ALEX SCEARCE

Ht: 6-3  
Age: 22

Wt: 220  
College: Coastal Carolina

Acquired: Undrafted free agent in 2017 **LINEBACKER**

Appeared in 45 games over 4 seasons at Coastal Carolina, recording 212 tackles, 8.0 sacks, 18.0 TFLs, 3 forced fumbles, 2 fumble recoveries, 13 pass breakups and 6 interceptions... Was selected as a 2016 All-American (1st team AP, 2nd team STATS FCS), 2015 2nd Team All-Big

South... **SENIOR:** Played in all 12 games, tallying 84 tackles, 8 sacks, 13.5 TFLs, 3 forced fumbles, 2 fumble recoveries, 7 pass breakups and 5 interceptions... **JUNIOR:** Voted second team All-Big South ... After posting 42 stops in his first two seasons, led the team, and ranked 12th in the Big South, with 79 tackles (6.6 per game) ... In addition, led the team in tackles five times, getting nine tackles versus Furman, six at South Carolina State, eight versus Bryant, nine at Liberty and nine versus The Citadel ... Recorded a career-high 10 tackles (seven solo) at Monmouth. **SOPHOMORE:** Played in 12 games, missing the Monmouth and North Dakota State games due to injury ... Moved from safety to linebacker during the season ... Credited with 12 stops and two pass breakups (South Carolina State and Charleston Southern). **FRESHMAN:** Played in nine games and started the first seven games before suffering an injury ... Despite missing four games, ranked 12th on the team with 37 tackles ... In his second career game, was named Big South The Crons Brand Freshman of the Week, getting seven tackles in a win versus Furman ... Followed that by posting six tackles and recording his first career interception at Liberty. **PERSONAL:** Played football at Lake Norman High School in Huntersville, North Carolina... Named 1A All-State by CarolinaPreps.com ... Named Southern Piedmont Conference (SPC) Offensive Player of the Year ... Accounted for over 2,000 all-purpose yards and 32 touchdowns, playing both running back (rushing 55 times for 591 yards and 13 TDs) and wide receiver (catching 36 passes for 915 yards and 12 TDs) while adding seven scores as a punt/kick returner ... Led the Knights to a 10-2 record and a 6-1 conference mark with that lone loss coming to state champion East Lincoln ... Logged 47 tackles, including 4.0 for losses, with four interceptions, five pass breakups and a forced fumble ... As a junior, named All-SPC and All-Lake Norman as a wide receiver ... Had 44 tackles with two sacks, three interceptions, four pass breakups and two blocked kicks ... On offense, caught 48 passes for 820 yards with 13 touchdowns, adding 29 rushes for 465 yards and eight scores ... Also an all-conference performer in basketball.

**43** **FREDDIE STEVENSON****Ht:** 6-1  
**Age:** 22**Wt:** 241  
**College:** Florida State**Acquired:** Undrafted free agent in 2017 **FULLBACK**

Appeared in 30 games over 4 seasons at Florida State, rushing for 132 yards on 25 carries (5.3 avg) and 5 TDs... Added 19 receptions for 160 yards (8.4 avg) and 2 TDs. **SENIOR:** Finished his final season in Tallahassee with 13 carries for 95 yards (6.9 per rush) and four rushing touchdowns...His six-yard touchdown reception against Boston College was his only catch of the year...had a career-long run of 38 yards against No. 3 Clemson while adding a 27-yard touchdown run against No. 15 Florida...the first four touchdowns of his career, including three in 2016, were from one yard out...caught his touchdown against BC from fellow senior Sean Maguire on Senior Day...Had two rushing touchdowns against USF, the first FSU fullback with multiple touchdowns since Lonnie Pryor in the 2013 Orange Bowl...entered 2016 with two career touchdowns (one rushing, one receiving) and 12 total rushes...selected to play in the Reese's Senior Bowl. **JUNIOR:** Made 12 appearances with 10 starts all coming at the fullback position...helped pave the way for Dalvin Cook's record setting, single-season performance for rushing yards (1,691) and all-purpose yards (1,935), while collecting 19 rushing touchdowns...Seminoles finished the year averaging 31.7 points per game (4th in the ACC) and 424.0 yards per game (4th in the ACC)...key protector of FSU's quarterbacks that ranked fourth in the ACC in pass offense (255.8 yards/game) and third in pass efficiency (142.7) and completion percentage (63.0)...was instrumental in FSU's blocking package all season long as the Seminoles ranked 17th nationally, third in the ACC, in yards per carry (5.25) and 18th nationally, third in the ACC, in red zone conversion rate (89.13)...tallied nine rushing yards on three carries during his junior season...carried the ball against Texas State, Boston College and Miami with his longest rush of six yards coming in the season opener against the Bobcats...recorded nine receptions for 64 yards on the year good for 7.1 yards/catch...posted multiple catches against Louisville and Georgia Tech...season-long reception of 17 yards came against the Cardinals...Finished the season with a 13-yard reception against Houston in the Chick-fil-A Peach Bowl...fielded two kickoffs on the year with the first coming against USF...returned the second kickoff 18 yards at Wake Forest. **SOPHOMORE:** Appeared in all 14 games with seven starts in his first year as FSU's fullback...paved the way for Dalvin Cook to set the FSU freshman record for rushing yards (1,008) and also opened up holes for senior Karlos Williams to total 689 yards on the ground...integral part of FSU's offense that averaged 33.7 points and 441.4 yards per game...had seven receptions for 72 yards and one score...his first career touchdown catch went for 35 yards with 2:11 left in the fourth quarter that sealed FSU's 42-31 victory at Louisville - the biggest comeback win in school history...added one rush for no gain in 2014. **FRESHMAN:** True freshman appeared in games as a backup fullback and on special teams...tallied eight carries for 33 yards (4.1 ypc) and one touchdown...ran for 10 yards and a 1-yard touchdown on three carries versus Nevada...had two carries for 10 yards versus Maryland, two totes for seven yards versus Idaho and one rush for six yards against Duke in the ACC Championship Game. **PERSONAL:** Played football at Bartow High School in Bartow, Florida... Came to FSU as a linebacker...Earned a four-star ranking from PrepStar, Rivals and 247Sports...Led Bartow with 83 tackles as a senior, including six tackles for loss, four of which were sacks.



## FIRST YEAR PLAYERS\* (4)

No	Name	Pos	Ht	Wt	Age	Exp	College	Acq
37	Braverman, Daniel	WR	5-10	185	23	1	Western Michigan	D7-16
78	Poehls, Will	OL	6-8	334	25	1	Montana	WFA-16 (BUF)
43	Reynolds, Rashaad	DB	5-11	187	26	1	Oregon State	WFA-16 (DET)
74	Robertson-Harris, Roy	DL	6-7	268	23	1	UTEP	UnFA-16

## ROOKIES (15)

No	Name	Pos	Ht	Wt	Age	Exp	College	Acq
37	Bouagnon, Joel	RB	6-2	228	22	R	Northern Illinois	UnFA-17
29	Cohen, Tarik	RB	5-6	179	21	R	North Carolina A&T	D4b-17
68	Coward, Rashaad	DL	6-6	310	22	R	Old Dominion	UnFA-17
49	Ekpe, Hendrick	LB	6-5	240	21	R	Minnesota	UnFA-17
19	Gentry, Tanner	WR	6-2	210	22	R	Wyoming	UnFA-17
47	Irving, Isaiah	LB	6-3	241	22	R	San Jose State	UnFA-17
39	Jackson, Eddie	DB	6-0	201	23	R	Alabama	D4a-17
68o	Joseph, Dieugot	OL	6-6	300	23	R	Florida International	UnFA-17
63	Kirsch, Mitchell	OL	6-6	300	22	R	James Madison	UnFA-17
67	Morgan, Jordan	OL	6-4	320	23	R	Kutztown	D5-17
17	Phillips, Andy	K	5-10	210	28	R	Utah	UnFA-17
45	Scearce, Alex	LB	6-3	220	23	R	Coastal Carolina	UnFA-17
87	Shaheen, Adam	TE	6-6	277	22	R	Ashland	D2-17
43	Stevenson, Freddie	FB	6-1	241	22	R	Florida State	UnFA-17
10	Trubisky, Mitchell	QB	6-3	220	22	R	North Carolina	D1-17

\* First year designation is for players who have previously been in a professional football league in either training camp, regular season, or post-season; but were not on the active roster (or IR) for at least six games.

## CONTRACT EXPIRATION

2017 – Acho, Amukamara, Anderson, Banks, Barth, Bellamy, Boggs, Brown, Callahan, Carey, Compton, Cruz, Cunningham, Davis, Fuller, Hicks, Howard (Jaye), Jenkins, Jones, Jones-Quartey, Leno Jr., Lewis-Moore, McManis, Meredith, Miller, O'Donnell, Poehls, Pronsinski, Randle, Richardson, Reynolds, Sanchez, Scales, Shaw, Skuta, Sowell, Thompson, Timu, Unrein, Webb, Wilson, Wright

2018 – Amos, Braunecker, Burton, Cooper, Freeman, Glennon, Goldman, Grasu, Houston, Kush, Langford, LeBlanc, Massie, Pruitt, Robertson-Harris, Sitton, Wheaton, Young

2019 – Bouagnon, Braverman, Bullard, Bush, Coward, Demps, Ekpe, Gentry, Hall, Houston-Carson, Howard (Jordan), Irving, Joseph, Kirsch, Kwiatkoski, McPhee, Phillips, Scearce, Sims, Stevenson, Trevathan, White, Whitehair

2020 – Floyd, Cohen, Jackson, Morgan, Shaheen

2021 – Long, Trubisky

## BEARS PRONUNCIATION GUIDE

**PLAYERS**  
 ACHO (ah-cho)  
 AMUKAMARA (am-oo-kuh-ma-rah)  
 ANDERSON (an-dur-sun)  
 BANKS (banks)  
 BARTH (barth)  
 BELLAMY (bell-ah-mee)  
 BOGGS (bogs)  
 BROWN (braun)  
 CALLAHAN (call-ah-han)  
 CAREY (carey)  
 COMPTON (com-pton)  
 CRUZ (krooz)  
 CUNNINGHAM (kun-ig-uh-nam)  
 DAVIS (davis)  
 FULLER (full-er)  
 HICKS (hicks)  
 HOWARD (how-ard)  
 HOWARD (Jaye) (how-ard)  
 JENKINS (jen-kins)  
 JONES (jones)  
 JONES-QUARTEY (jones-kwahr-tee)  
 LENO JR. (le-no)  
 LEWIS-MOORE (lewis-moo-er)  
 MCMANIS (meh-man-is)  
 MEREDITH (mer-i-dith)  
 MILLER (miller)  
 O'DONNELL (oh-don-nell)  
 POEHLS (pohls)  
 PRONSINSKI (pron-sin-ski)  
 RANDLE (randle)  
 RICHARDSON (rich-ard-sun)  
 REYNOLDS (reyn-alds)  
 SANCHEZ (san-chez)  
 SCALES (scales)  
 SHAW (shaw)  
 SKUTA (skoota)  
 SOWELL (sowell)  
 THOMPSON (thom-son)  
 TIMU (tee-moo)  
 UNREIN (un-reen)  
 WEBB (webb)  
 WILSON (wil-son)  
 WRIGHT (wright)

ACHO (ah-cho)  
 AMUKAMARA (am-oo-kuh-ma-rah)  
 ANDERSON (an-dur-sun)  
 BANKS (banks)  
 BARTH (barth)  
 BELLAMY (bell-ah-mee)  
 BOGGS (bogs)  
 BROWN (braun)  
 CALLAHAN (call-ah-han)  
 CAREY (carey)  
 COMPTON (com-pton)  
 CRUZ (krooz)  
 CUNNINGHAM (kun-ig-uh-nam)  
 DAVIS (davis)  
 FULLER (full-er)  
 HICKS (hicks)  
 HOWARD (how-ard)  
 HOWARD (Jaye) (how-ard)  
 JENKINS (jen-kins)  
 JONES (jones)  
 JONES-QUARTEY (jones-kwahr-tee)  
 LENO JR. (le-no)  
 LEWIS-MOORE (lewis-moo-er)  
 MCMANIS (meh-man-is)  
 MEREDITH (mer-i-dith)  
 MILLER (miller)  
 O'DONNELL (oh-don-nell)  
 POEHLS (pohls)  
 PRONSINSKI (pron-sin-ski)  
 RANDLE (randle)  
 RICHARDSON (rich-ard-sun)  
 REYNOLDS (reyn-alds)  
 SANCHEZ (san-chez)  
 SCALES (scales)  
 SHAW (shaw)  
 SKUTA (skoota)  
 SOWELL (sowell)  
 THOMPSON (thom-son)  
 TIMU (tee-moo)  
 UNREIN (un-reen)  
 WEBB (webb)  
 WILSON (wil-son)  
 WRIGHT (wright)

## COACHES

ZACH AZZANO (ah-ZON-ee)  
 BEAN DESAI (d-sigh)  
 VIC FANGIO (fan-gee)  
 DOWELL LOGGAINS (dowel-LOG-ins)  
 GLENN PIRES (rhymes with tires)



# CHICAGO BEARS PLAYERS

VETERAN ROSTER

No	Name	Pos	Ht	Wt	Age	Exp	College	Hometown
2	Davis, Titus	WR	6-1	200	24	2	Central Michigan	Wheaton, Ill.
4	Barth, Connor	K	5-11	200	31	10	North Carolina	Wilmington, N.C.
6	Sanchez, Mark	QB	6-2	225	30	9	USC	Mission Viejo, Calif.
8	Glennon, Mike	QB	6-6	225	27	5	North Carolina State	Centreville, Va.
9	Shaw, Connor	QB	6-1	210	25	3	South Carolina	Flowery Branch, Ga.
11	White, Kevin	WR	6-3	216	25	3	West Virginia	Plainfield, N.J.
12	Wheaton, Markus	WR	5-11	189	26	5	Oregon State	Phoenix, Ariz.
13	Wright, Kendall	WR	5-10	191	27	6	Baylor	Mount Pleasant, Texas
14	Thompson, Deonte	WR	6-0	205	28	5	Florida	Belle Glade, Fla.
15	Bellamy, Joshua	WR	6-0	211	28	3	Louisville	St. Petersburg, Fla.
16	O'Donnell, Pat	P	6-4	217	26	4	Miami (Fla.)	Lake Worth, Fla.
20	Amukamara, Prince	DB	6-0	202	28	7	Nebraska	Glendale, Ari.
21	Demps, Quintin	DB	5-11	210	32	10	UTEP	San Antonio, Texas
22	LeBlanc, Cre'Von	DB	5-11	190	22	2	Florida Atlantic	Palm Beach, Fla.
23	Fuller, Kyle	DB	5-11	190	25	4	Virginia Tech	Baltimore, Md.
24	Howard, Jordan	RB	6-0	222	22	2	Indiana	Birmingham, Ala.
25o	Carey, Ka'Deem	RB	5-10	215	24	4	Arizona	Tucson, Ariz.
25d	Cooper, Marcus	DB	6-2	192	27	5	Rutgers	Hartford, Conn.
26o	Cunningham, Benny	RB	5-10	217	26	5	Middle Tennessee State	Nashville, Tenn.
26d	Bush, Deon	DB	6-0	200	23	2	Miami (Fla.)	Miami, Fla.
27	McManis, Sherrick	DB	6-1	192	29	8	Northwestern	Peoria, Ill.
29d	Jones-Quartey, Harold	DB	5-11	210	23	3	Findlay	Columbus, Ohio
30	Webb, B.W.	DB	5-11	190	27	5	William & Mary	Newport News, Va.
31	Prosinski, Chris	DB	6-1	213	30	7	Wyoming	Buffalo, Wyo.
32	Hall, Deiondre'	DB	6-2	201	23	2	Northern Iowa	Blue Springs, Mo.
33	Langford, Jeremy	RB	6-0	211	25	3	Michigan State	Wayne, Mich.
35	Banks, Johnthan	DB	6-2	185	27	5	Mississippi State	Maben, Miss.
36	Houston-Carson, DeAndre	DB	6-1	203	24	2	William & Mary	Woodford, Va.
37d	Callahan, Bryce	DB	5-9	191	25	3	Rice	Cypress, Texas
38	Amos, Adrian	DB	6-0	214	24	3	Penn State	Baltimore, Md.
44	Kwiatkowski, Nick	LB	6-2	242	24	2	West Virginia	Bethel Park, Penn.
46	Burton, Michael	FB	6-0	247	25	3	Rutgers	Long Valley, N.J.
48	Scales, Patrick	LS	6-4	242	29	3	Utah State	Louisville, Ky.
50	Freeman, Jerrell	LB	6-0	236	31	6	Mary Hardin-Baylor	Waco, Texas
52	Jones, Christian	LB	6-3	251	26	4	Florida State	Winter Park, Fla.
53	Timu, John	LB	6-0	245	24	3	Washington	Long Beach, Calif.
55	Grasu, Hroniss	OL	6-3	303	25	3	Oregon	Northridge, Calif.
57o	Boggs, Taylor	OL	6-3	302	30	6	Humboldt State	Pasadena, Calif.
57d	Skuta, Dan	LB	6-2	252	31	9	Grand Valley State	Burton, Mich.
58	Anderson, Jonathan	LB	6-1	235	25	3	TCU	Corpus Christi, Texas
59	Trevathan, Danny	LB	6-1	239	27	6	Kentucky	Youngstown, Ohio
64	Kush, Eric	OL	6-4	313	27	4	California (PA)	Bridgeport, Penn.
65	Whitehair, Cody	OL	6-4	310	24	2	Kansas State	Kearney, Neb.
67d	Lewis-Moore, Kapron	DL	6-4	315	27	4	Notre Dame	Weatherford, Texas
69	Wilson, C.J.	DL	6-3	290	30	8	East Carolina	Belhaven, N.C.
70	Massie, Bobby	OL	6-6	320	27	6	Mississippi	Lynchburg, Va.
71	Sitton, Josh	OL	6-3	318	31	10	UCF	Pensacola, Fla.
72	Leno, Jr., Charles	OL	6-3	305	25	4	Boise State	Oakland, Calif.
73o	Richardson, Cyril	OL	6-5	343	26	3	Baylor	New Orleans, La.
73d	Jenkins, John	DL	6-3	343	28	5	Georgia	Meriden, Conn.
75	Long, Kyle	OL	6-6	320	28	5	Oregon	Ivy, Va.
76	Compton, Tom	OL	6-5	308	28	5	South Dakota	Rosemont, Minn.
79	Sowell, Bradley	OL	6-7	309	28	6	Mississippi	Hernando, Miss.
80	Cruz, Victor	WR	6-0	204	30	8	Massachusetts	Paterson, N.J.
81	Meredith, Cameron	WR	6-3	207	24	3	Illinois State	Westchester, Ill.
82	Randle, Rueben	WR	6-2	208	26	5	LSU	Bastrop, La.
83	Pruitt, MyCole	TE	6-2	258	25	2	Southern Illinois	South Bend, Ind.
84	Braunecker, Ben	TE	6-4	255	23	2	Harvard	Ferdinand, Ind.
85	Brown, Daniel	TE	6-5	243	25	3	James Madison	Windsor, Virginia
86	Miller, Zach	TE	6-5	243	32	8	Nebraska-Omaha	Wahoo, Neb.
88	Sims, Dion	TE	6-4	271	26	5	Michigan State	Detroit, Mich.
90	Bullard, Jonathan	DL	6-3	290	23	2	Florida	Shelby, N.C.
91	Goldman, Eddie	DL	6-4	320	23	3	Florida State	Washington, D.C.
92	McPhee, Pernelle	LB	6-3	273	28	7	Mississippi State	Pahokee, Fla.
93	Acho, Sam	LB	6-3	260	28	7	Texas	Dallas, Texas
94	Floyd, Leonard	LB	6-4	240	24	2	Georgia	Atlanta, Ga.
95	Howard, Jaye	DL	6-3	301	28	6	Florida	Apopka, Fla.
96	Hicks, Akiem	DL	6-5	336	27	6	Regina	Elk Grove, Calif.
97	Young, Willie	LB	6-4	258	31	8	North Carolina State	Palm Beach Gardens, Fla.
98	Unrein, Mitch	DL	6-4	299	30	7	Wyoming	Eaton, Colo.
99	Houston, Lamarr	LB	6-3	274	30	8	Texas	San Francisco, Calif.



No	Name	Pos	Ht	Wt	Age	Exp	College	Hometown
93	Acho, Sam	LB	6-3	260	28	7	Texas	Dallas, Texas
38	Amos, Adrian	DB	6-0	214	24	3	Penn State	Baltimore, Md.
20	Amukumara, Prince	DB	6-0	202	28	7	Nebraska	Glendale, Ari.
58	Anderson, Jonathan	LB	6-1	235	25	3	TCU	Corpus Christi, Texas
35	Banks, Johnthan	DB	6-2	185	27	5	Mississippi State	Maben, Miss.
4	Barth, Connor	K	5-11	200	31	10	North Carolina	Wilmington, N.C.
15	Bellamy, Joshua	WR	6-0	211	28	3	Louisville	St. Petersburg, Fla.
57o	Boggs, Taylor	OL	6-3	302	30	6	Humboldt State	Pasadena, Calif.
84	Braunecker, Ben	TE	6-4	255	23	2	Harvard	Ferdinand, Ind.
85	Brown, Daniel	TE	6-5	243	25	3	James Madison	Windsor, Virginia
90	Bullard, Jonathan	DL	6-3	290	23	2	Florida	Shelby, N.C.
46	Burton, Michael	FB	6-0	247	25	3	Rutgers	Long Valley, N.J.
26d	Bush, Deon	DB	6-0	200	23	2	Miami (Fla.)	Miami, Fla.
37d	Callahan, Bryce	DB	5-9	191	25	3	Rice	Cypress, Texas
25o	Carey, Ka'Deem	RB	5-10	215	24	4	Arizona	Tucson, Ariz.
76	Compton, Tom	OL	6-5	308	28	5	South Dakota	Rosemont, Minn.
25d	Cooper, Marcus	DB	6-2	192	27	5	Rutgers	Hartford, Conn.
80	Cruz, Victor	WR	6-0	204	30	8	Massachusetts	Paterson, N.J.
26o	Cunningham, Benny	RB	5-10	217	26	5	Middle Tennessee State	Nashville, Tenn.
2	Davis, Titus	WR	6-1	200	24	2	Central Michigan	Wheaton, Ill.
21	Demps, Quintin	DB	5-11	210	32	10	UTEP	San Antonio, Texas
94	Floyd, Leonard	LB	6-4	240	24	2	Georgia	Atlanta, Ga.
50	Freeman, Jerrell	LB	6-0	236	31	6	Mary Hardin-Baylor	Waco, Texas
23	Fuller, Kyle	DB	5-11	190	25	4	Virginia Tech	Baltimore, Md.
8	Glennon, Mike	QB	6-6	225	27	5	North Carolina State	Centerville, Va.
91	Goldman, Eddie	DL	6-4	320	23	3	Florida State	Washington, D.C.
55	Grasu, Hroniss	OL	6-3	303	25	3	Oregon	Northridge, Calif.
32	Hall, Deiondre'	DB	6-2	201	23	2	Northern Iowa	Blue Springs, Mo.
96	Hicks, Akiem	DL	6-5	336	27	6	Regina	Elk Grove, Calif.
99	Houston, Lamarr	LB	6-3	274	30	8	Texas	San Francisco, Calif.
36	Houston-Carson, DeAndre	DB	6-1	203	24	2	William & Mary	Woodford, Va.
95	Howard, Jaye	DL	6-3	301	28	6	Florida	Apopka, Fla.
24	Howard, Jordan	RB	6-0	222	22	2	Indiana	Birmingham, Ala.
73d	Jenkins, John	DL	6-3	343	28	5	Georgia	Meriden, Conn.
52	Jones, Christian	LB	6-3	251	26	4	Florida State	Winter Park, Fla.
29d	Jones-Quartey, Harold	DB	5-11	210	23	3	Findlay	Columbus, Ohio
64	Kush, Eric	OL	6-4	313	27	4	California (PA)	Bridgeville, Penn.
44	Kwiatkoski, Nick	LB	6-2	242	24	2	West Virginia	Bethel Park, Penn.
33	Langford, Jeremy	RB	6-0	211	25	3	Michigan State	Wayne, Mich.
22	LeBlanc, Cre'Von	DB	5-11	190	22	2	Florida Atlantic	Palm Beach, Fla.
72	Leno, Jr., Charles	OL	6-3	305	25	4	Boise State	Oakland, Calif.
67d	Lewis-Moore, Kapron	DL	6-4	315	27	4	Notre Dame	Weatherford, Texas
75	Long, Kyle	OL	6-6	320	28	5	Oregon	Ivy, Va.
70	Massie, Bobby	OL	6-6	320	27	6	Mississippi	Lynchburg, Va.
27	McManis, Sherrick	DB	6-1	192	29	8	Northwestern	Peoria, Ill.
92	McPhee, Pernell	LB	6-3	273	28	7	Mississippi State	Pahoee, Fla.
81	Meredith, Cameron	WR	6-3	207	24	3	Illinois State	Westchester, Ill.
86	Miller, Zach	TE	6-5	243	32	8	Nebraska-Omaha	Wahoo, Neb.
16	O'Donnell, Pat	P	6-4	217	26	4	Miami (Fla.)	Lake Worth, Fla.
31	Prosinski, Chris	DB	6-1	213	30	7	Wyoming	Buffalo, Wyo.
83	Pruitt, MyCole	TE	6-2	258	25	2	Southern Illinois	South Bend, Ind.
82	Randle, Rueben	WR	6-2	208	26	5	LSU	Bastrop, La.
73o	Richardson, Cyril	OL	6-5	343	26	3	Baylor	New Orleans, La.
6	Sanchez, Mark	QB	6-2	225	30	9	USC	Mission Viejo, Calif.
48	Scales, Patrick	LS	6-4	242	29	3	Utah State	Louisville, Ky.
9	Shaw, Connor	QB	6-1	210	25	3	South Carolina	Flowery Branch, Ga.
88	Sims, Dion	TE	6-4	271	26	5	Michigan State	Detroit, Mich.
71	Sitton, Josh	OL	6-3	318	31	10	UCF	Pensacola, Fla.
57d	Skuta, Dan	LB	6-2	252	31	9	Grand Valley State	Burton, Mich.
79	Sowell, Bradley	OL	6-7	309	28	6	Mississippi	Hernando, Miss.
14	Thompson, Deonte	WR	6-0	205	28	5	Florida	Belle Glade, Fla.
53	Timu, John	LB	6-0	245	24	3	Washington	Long Beach, Calif.
59	Trevathan, Danny	LB	6-1	239	27	6	Kentucky	Youngstown, Ohio
98	Unrein, Mitch	DL	6-4	299	30	7	Wyoming	Eaton, Colo.
30	Webb, B.W.	DB	5-11	190	27	5	William & Mary	Newport News, Va.
12	Wheaton, Markus	WR	5-11	189	26	5	Oregon State	Phoenix, Ariz.
11	White, Kevin	WR	6-3	216	25	3	West Virginia	Plainfield, N.J.
65	Whitehair, Cody	OL	6-4	310	24	2	Kansas State	Kearney, Neb.
69	Wilson, C.J.	DL	6-3	290	30	8	East Carolina	Belhaven, N.C.
13	Wright, Kendall	WR	5-10	191	27	6	Baylor	Mount Pleasant, Texas
97	Young, Willie	LB	6-4	258	31	8	North Carolina State	Palm Beach Gardens, Fla.

**HOW THEY GOT TO THE NFL****FIRST ROUND (8)**

Mitchell Trubisky (2), 2017  
 Leonard Floyd (9), 2016  
 Kevin White (7), 2015  
 Kyle Fuller (14), 2014  
 Kyle Long (20), 2013  
 Kendall Wright (20), 2012 [TEN]  
 Prince Amukamara (19), 2011 [NYG]  
 Mark Sanchez (5), 2009 [NY]

**SECOND ROUND (6)**

Adam Shaheen (45), 2017  
 Cody Whitehair (56), 2016  
 Eddie Goldman (39), 2015  
 Jonathan Banks (43), 2013 [TB]  
 Rueben Randle (63), 2012 [NYG]  
 Lamarr Houston (44), 2010 [OAK]

**THIRD ROUND (6)**

Jonathan Bullard (72), 2016  
 Hroniss Grasu (71), 2015  
 Mike Glennon (73), 2013 [TB]  
 Markus Wheaton (79), 2013 [PIT]  
 John Jenkins (82), 2013 [NO]  
 Akiem Hicks (89), 2012 [NO]

**FOURTH ROUND (15)**

Eddie Jackson (112), 2017  
 Tarik Cohen (119), 2017  
 Nick Kwiatkoski (113), 2016  
 Deon Bush (124), 2016  
 Deiondre' Hall (127), 2016  
 Jeremy Langford (106), 2015  
 Ka'Deem Carey (117), 2014  
 Dion Sims (106), 2013 [MIA]  
 B.W. Webb (114), 2013 [DAL]  
 Bobby Massie (112), 2012 [ARI]  
 Jaye Howard (114), 2012 [SEA]  
 Sam Acho (103), 2011 [ARI]  
 Chris Pronsinski (121), 2011 [JAX]  
 Quintin Demps (117), 2008 [PHI]  
 Josh Sitton (135), 2008 [GB]

**FIFTH ROUND (8)**

Jordan Morgan (147), 2017  
 Jordan Howard (150), 2016  
 Adrian Amos (142), 2015  
 Michael Burton (168), 2015 [DET]  
 MyCole Pruitt (143), 2015 [MIN]  
 Cyril Richardson (153), [BUF]  
 Pernell McPhee (165), 2011 [BAL]  
 Sherrick McManis (144), 2010 [HOU]

**SIXTH ROUND (7)**

DeAndre Houston-Carson (185), 2016  
 Patrick O'Donnell (191), 2014  
 Erik Kush (170), 2013 [KC]  
 Kapron Lewis-Moore (200), 2013 [BAL]  
 Danny Trevathan (188), 2012 [DEN]  
 Tom Compton (193), 2012 [WAS]  
 Zach Miller (180), 2009 [JAX]

**SEVENTH ROUND (5)**

Daniel Braverman (230), 2016  
 Charles Leno, Jr. (246), 2014  
 Willie Young (213), 2010 [DET]  
 Marcus Cooper (252), 2013 [SF]  
 C.J. Wilson (230), 2010 [GB]

**UNDRAFTED F.A. (35)**

Joel Bouagnon, 2017  
 Rashaad Coward, 2017  
 Joseph Dieugot, 2017  
 Hendrick Ekpe, 2017  
 Tanner Gentry, 2017  
 Isaiah Irving, 2017  
 Mitchell Kirsch, 2017  
 Andy Phillips, 2017  
 Alex Searce, 2017  
 Freddie Stevenson, 2017  
 Ben Braunecker, 2016  
 Roy Robertson-Harris, 2016  
 Cre'Von LeBlanc, 2016 [NE]  
 Rashaad Reynolds, 2016 [JAX]  
 Jonathan Anderson, 2015  
 Daniel Brown, 2015 [BAL]  
 Bryce Callahan, 2015  
 Titus Davis, 2015 [SD]  
 Harold Jones-Quartey, 2015 [ARI]  
 Cameron Meredith, 2015  
 John Timu, 2015  
 Christian Jones, 2014  
 Will Poehls, 2014 [TEN]  
 Connor Shaw, 2014 [CLE]  
 Taylor Boggs, 2013  
 Benny Cunningham, 2013 [STL]  
 Joshua Bellamy, 2012 [KC]  
 Jerrell Freeman, 2012 [IND]  
 Bradley Sowell, 2012 [TB]  
 Deonte Thompson, 2012 [BAL]  
 Patrick Scales, 2011 [BAL]  
 Victor Cruz, 2010 [NYG]  
 Mitch Unrein, 2010 [HOU]  
 Dan Skuta, 2009 [CIN]  
 Connor Barth, 2008 [KC]

**HOW THEY GOT TO CHICAGO****FIRST ROUND (5)**

Mitchell Trubisky (2), 2017  
 Leonard Floyd (9), 2016  
 Kevin White (7), 2015  
 Kyle Fuller (14), 2014  
 Kyle Long (20), 2013

**SECOND ROUND (3)**

Adam Shaheen (45), 2017  
 Cody Whitehair (56), 2016  
 Eddie Goldman (39), 2015

**THIRD ROUND (2)**

Jonathan Bullard (72), 2016  
 Hroniss Grasu (71), 2015

**FOURTH ROUND (7)**

Eddie Jackson (112), 2017  
 Tarik Cohen (119), 2017  
 Nick Kwiatkoski (113), 2016  
 Deon Bush (124), 2016  
 Deiondre' Hall (127), 2016  
 Jeremy Langford (106), 2015  
 Ka'Deem Carey (117), 2014

**FIFTH ROUND (3)**

Jordan Morgan (147), 2017  
 Jordan Howard (150), 2016  
 Adrian Amos (142), 2015

**SIXTH ROUND (2)**

D. Houston-Carson (185), 2016  
 Patrick O'Donnell (191), 2014

**SEVENTH ROUND (2)**

Daniel Braverman (230), 2016  
 Charles Leno, Jr. (246), 2014

**UNRESTRICTED F.A. (22)**

Prince Amukamara, 2017 [JAX]  
 Taylor Boggs, 2017 [ARI]  
 Tom Compton, 2017 [ATL]  
 Marcus Cooper, 2017 [ARI]  
 Benny Cunningham, 2017 [LAR]  
 Quintin Demps, 2017 [HOU]  
 Mike Glennon, 2017 [TB]  
 John Jenkins, 2017 [SEA]  
 Mark Sanchez, 2017 [DAL]  
 Dion Sims, 2017 [MIA]  
 Bradley Sowell, 2017 [SEA]  
 B.W. Webb, 2017 [NO]  
 Markus Wheaton, 2017 [PIT]  
 Kendall Wright, 2017 [TEN]  
 Jerrell Freeman, 2016 [IND]  
 Akiem Hicks, 2016 [NE]  
 Bobby Massie, 2016 [ARI]  
 Danny Trevathan, 2016 [DEN]  
 Sam Acho, 2015 [ARZ]

Pernell McPhee, 2015 [BAL]  
 Lamarr Houston, 2014 [OAK]  
 Willie Young, 2014 [DET]

**UNDRAFTED F.A. (17)**

Joel Bouagnon, 2017  
 Rashaad Coward, 2017  
 Joseph Dieugot, 2017  
 Hendrick Ekpe, 2017  
 Tanner Gentry, 2017  
 Isaiah Irving, 2017  
 Mitchell Kirsch, 2017  
 Andy Phillips, 2017  
 Alex Searce, 2017  
 Freddie Stevenson, 2017  
 Ben Braunecker, 2016  
 Roy Robertson-Harris, 2016  
 Jonathan Anderson, 2015  
 Bryce Callahan, 2015  
 Cameron Meredith, 2015  
 John Timu, 2015  
 Christian Jones, 2014

**WAIVED F.A. (21)**

Michael Burton, 2017 [DET]  
 Victor Cruz, 2017 [NYG]  
 Jaye Howard, 2017 [KC]  
 Kapron Lewis-Moore, 2017 [BAL]  
 Rueben Randle, 2017 [PHI]  
 Dan Skuta, 2017 [JAX]  
 Jonathan Banks, 2016 [DET]  
 Connor Barth, 2016 [NO]  
 Daniel Brown, 2016 [BAL]  
 Titus Davis, 2016 [NYJ]  
 Will Poehls, 2016 [BUF]  
 MyCole Pruitt, 2016 [MIN]  
 Rashaad Reynolds, 2016 [DET]  
 Cyril Richardson, 2016 [BUF]  
 Josh Sitton, 2016 [GB]  
 C.J. Wilson, 2016 [NO]  
 Chris Pronsinski, 2015 [PHI]  
 Patrick Scales, 2015 [BAL]  
 Deonte Thompson, 2015 [BUF]  
 Mitch Unrein, 2015 [SD]  
 Zach Miller, 2013 [TB]

**WAIVER CLAIM (5)**

Erik Kush, 2016 [LA]  
 Cre'Von LeBlanc, 2016 [NE]  
 Connor Shaw, 2016 [CLE]  
 Harold Jones-Quartey, 2015 [ARI]  
 Joshua Bellamy, 2014 [WAS]

**TRADE (1)**

Sherrick McManis, 2012 [HOU]

**HOW THEY GOT HERE**





# YEAR-IN-REVIEW



# CHICAGO BEARS 2016 FINAL STATISTICS

## WON 3, LOST 13

Sept. 11	at Houston Texans	L, 14-23
Sept. 19	vs. Philadelphia Eagles	L,14-29
Sept. 25	at Dallas Cowboys	L, 17-31
Oct. 2	vs. Detroit Lions	W, 14-17
Oct. 9	at Indianapolis Colts	L, 23-29
Oct. 16	vs. Jacksonville Jaguars	L, 16-17
Oct. 20	at Green Bay Packers	L, 10-26
Oct. 31	vs. Minnesota Vikings	W, 10-20
Nov. 13	at Tampa Bay Buccaneers	L, 10-36
Nov. 20	at New York Giants	L, 16-22
Nov. 27	vs. Tennessee Titans	L, 21-27
Dec. 4	vs. San Francisco 49ers	W, 6-26
Dec. 11	at Detroit Lions	L, 17-20
Dec. 18	vs. Green Bay Packers	L, 27-30
Dec. 24	vs. Washington Redskins	L, 21-41
Jan. 1	at Minnesota Vikings	L, 10-38

## TEAM STATISTICS

	Bears	Opp
<b>First Downs</b>	<b>324</b>	<b>322</b>
Rushing	93	99
Passing	212	188
Penalty	19	35
3rd Down: Made/Att	70/185	85/210
3rd Down Pct.	37.8%	40.5%
4th Down: Made/Att	4/14	10/14
4th Down Pct.	28.6%	71.4%
<b>Possession Avg.</b>	<b>28:07</b>	<b>31:53</b>
<b>Total Net Yards</b>	<b>5704</b>	<b>5548</b>
Avg. Per Game	356.5	346.8
Total Plays	967	1012
Avg. Per Play	5.9	5.5
<b>Net Yards Rushing</b>	<b>1735</b>	<b>1950</b>
Avg. Per Game	108.4	121.9
Total Rushes	380	445
<b>Net Yards Passing</b>	<b>3969</b>	<b>3598</b>
Avg. Per Game	248.1	224.9
Sacked/Yards Lost	28/170	37/230
Gross Yards	4139	3828
Attempts/Completions	559/347	530/342
Completion Pct.	62.1%	64.5%
Had Intercepted	19	8
<b>Punts/Average</b>	<b>68/44.0</b>	<b>67/45.5</b>
<b>Net Punting Avg.</b>	<b>38.4</b>	<b>41.4</b>
<b>Penalties/Yards</b>	<b>110/967</b>	<b>103/959</b>
<b>Fumbles/Ball Lost</b>	<b>26/12</b>	<b>13/3</b>
<b>Touchdowns</b>	<b>32</b>	<b>43</b>
Rushing	10	18
Passing	19	22
Returns	3	3

## SCORE BY QUARTER

	1	2	3	4	OT	Tot
<b>BEARS</b>	42	105	52	80	0	279
<b>Opponents</b>	67	125	84	123	0	399

**Fumbles Lost:** Barkley 2, Langford 2, Meredith 2, Cutler 2, Hoyer 1, Thompson 1, Addison 1, Howard 1. **Total: 12**  
**Opponent Fumble Recoveries:** Hicks 1, Amos 1, Floyd 1.  
**Total: 3**

## SCORING

	TDs:Ru-Pa-RtK-PAT	FG	2Pt	Pts
C. Barth	0 0 0 0 31/32	18/23	0	85
J. Howard	7 6 1 0 0/0	0/0	0	42
Z. Miller	4 0 4 0 0/0	0/0	0	24
J. Langford	4 4 0 0 0/0	0/0	0	24
C. Meredith	4 0 4 0 0/0	0/0	0	24
E. Royal	3 0 2 1 0/0	0/0	0	18
A. Jeffery	2 0 2 0 0/0	0/0	0	12
D. Thompson	2 0 2 0 0/0	0/0	0	12
L. Floyd	1 0 0 1 0/0	0/0	0	8
M. Wilson	1 0 1 0 0/0	0/0	0	6
M. Barkley	1 0 1 0 0/0	0/0	0	6
J. Bellamy	1 0 1 0 0/0	0/0	0	6
D. Brown	1 0 1 0 0/0	0/0	0	6
C. LeBlanc	1 0 0 1 0/0	0/0	0	6
<b>Team</b>	<b>32 10 19 3 31/32</b>	<b>18/23</b>	<b>0</b>	<b>279</b>
<b>Opponents</b>	<b>43 18 22 3 38/42</b>	<b>33/35</b>	<b>1</b>	<b>399</b>

2-Pt. Conversions: Team 0/0, Opponents: 1/1

## RUSHING

	No	Yds	Avg	Lg	TD
J. Howard	252	1313	5.2	69	6
J. Langford	62	200	3.2	23	4
K. Carey	32	126	3.9	24	0
J. Bellamy	4	37	9.3	22	0
J. Cutler	5	24	4.8	12	0
K. White	1	9	9.0	9	0
P. Lasike	3	8	2.7	5	0
J. Bell	3	6	2.0	6	0
C. Meredith	1	6	6.0	6	0
B. Addison	1	4	4.0	4	0
M. Barkley	7	2	0.3	5	0
C. Prosniski	1	2	2.0	2	0
D. Fales	1	0	0.0	0	0
B. Hoyer	7	-2	-0.3	3	0
<b>Team</b>	<b>380</b>	<b>1735</b>	<b>4.6</b>	<b>69</b>	<b>10</b>
<b>Opponents</b>	<b>445</b>	<b>1950</b>	<b>4.4</b>	<b>61t</b>	<b>18</b>

## RECEIVING

	No	Yds	Avg	Lg	TD
C. Meredith	66	888	13.5	50t	4
A. Jeffery	52	821	15.8	54	2
Z. Miller	47	486	10.3	34	4
E. Royal	33	369	11.2	64	2
J. Howard	29	298	10.3	34	1
D. Thompson	22	249	11.3	24	2
J. Bellamy	19	282	14.8	31	1
K. White	19	187	9.8	32	0
J. Langford	19	142	7.5	19	0
D. Brown	16	124	7.8	12	1
M. Wilson	9	160	17.8	35	1
K. Carey	5	55	11.0	16	0
B. Braunecker	4	41	10.3	14	0
L. Paulsen	3	15	5.0	7	0
B. Addison	1	11	11.0	11	0
M. Pruitt	1	6	6.0	6	0
P. Lasike	1	3	3.0	3	0
M. Barkley	1	2	2.0	2t	1
<b>Team</b>	<b>347</b>	<b>4139</b>	<b>11.9</b>	<b>64</b>	<b>19</b>
<b>Opponents</b>	<b>342</b>	<b>3828</b>	<b>11.2</b>	<b>60</b>	<b>22</b>

YEAR-IN-REVIEW



PASSING	Att	Cmp	Yds	Cmp%	Yd/Att	TD	TD%	Int	Int%	Lg	Sack/Lost	Rating
Matt Barkley	216	129	1611	59.7%	7.5	8	3.7%	14	6.5%	37	6/43	68.3
Brian Hoyer	200	134	1445	67.0%	7.2	6	3.0%	0	0.0%	64	4/18	98.0
Jay Cutler	137	81	1059	59.1%	7.7	4	2.9%	5	3.6%	54	17/104	78.1
David Fales	5	2	22	40.0%	4.4	0	0.0%	0	0.0%	12	1/5	53.8
Cameron Meredith	1	1	2	100.0%	2.0	1	100.0%	0	0.0%	2t	0/0	118.8
<b>Team</b>	<b>559</b>	<b>347</b>	<b>4139</b>	<b>62.1%</b>	<b>7.4</b>	<b>19</b>	<b>3.4%</b>	<b>19</b>	<b>3.4%</b>	<b>64</b>	<b>28/170</b>	<b>81.8</b>
<b>Opponents</b>	<b>530</b>	<b>342</b>	<b>3828</b>	<b>64.5%</b>	<b>7.2</b>	<b>22</b>	<b>4.2%</b>	<b>8</b>	<b>1.5%</b>	<b>60</b>	<b>37/230</b>	<b>93.5</b>

INTERCEPTIONS	No	Yds	Avg	Lg	TD
Tracy Porter	2	28	14.0	25	0
Cre'Von LeBlanc	2	24	12.0	24t	1
Jacoby Glenn	1	21	21.0	21	0
Harold Jones-Quartey	1	0	0.0	0	0
Demontre Hurst	1	0	0.0	0	0
Deiondre' Hall	1	0	0.0	0	0
<b>Team</b>	<b>8</b>	<b>73</b>	<b>9.1</b>	<b>25</b>	<b>1</b>
<b>Opponents</b>	<b>19</b>	<b>258</b>	<b>13.6</b>	<b>79</b>	<b>1</b>

KICK RETURNS	No	Yds	Avg	Lg	TD
Deonte Thompson	35	804	23.0	64	0
Ka'Deem Carey	2	38	19.0	22	0
Bryce Callahan	2	17	8.5	17	0
Bralon Addison	1	18	18.0	18	0
Joshua Bellamy	1	15	15.0	15	0
Paul Lasike	1	5	5.0	5	0
<b>Team</b>	<b>42</b>	<b>897</b>	<b>21.4</b>	<b>64</b>	<b>0</b>
<b>Opponents</b>	<b>36</b>	<b>777</b>	<b>21.6</b>	<b>46</b>	<b>0</b>

PUNTING	No	Yds	Avg	Net	TB	In20	Lg	B
Pat O'Donnell	68	2994	44.0	38.4	5	24	67	0
<b>Team</b>	<b>68</b>	<b>2994</b>	<b>44.0</b>	<b>38.4</b>	<b>5</b>	<b>24</b>	<b>67</b>	<b>0</b>
<b>Opponents</b>	<b>67</b>	<b>3049</b>	<b>45.5</b>	<b>41.4</b>	<b>3</b>	<b>24</b>	<b>74</b>	<b>0</b>

PUNT RETURNS	Ret	FC	Yds	Avg	Lg	TD
Eddie Royal	19	15	166	8.7	65t	1
Cre'Von LeBlanc	5	3	43	8.6	13	0
Bralon Addison	2	1	3	1.5	3	0
Bryce Callahan	1	8	3	3.0	3	0
<b>Team</b>	<b>27</b>	<b>27</b>	<b>215</b>	<b>8.0</b>	<b>65t</b>	<b>1</b>
<b>Opponents</b>	<b>22</b>	<b>31</b>	<b>282</b>	<b>12.8</b>	<b>85t</b>	<b>1</b>

FIELD GOALS	1-19	20-29	30-39	40-49	50+
Connor Barth	0/0	7/8	7/8	3/4	1/3
<b>Team</b>	<b>0/0</b>	<b>7/8</b>	<b>7/8</b>	<b>3/4</b>	<b>1/3</b>
<b>Opponents</b>	<b>2/2</b>	<b>12/12</b>	<b>9/10</b>	<b>5/6</b>	<b>5/5</b>

**Sacks:** W.Young 7.5, L.Floyd 7.0, A.Hicks 7.0, P.McPhee 4.0, E.Goldman 2.5, C.Washington 2.0, D.Hurst 1.0, D.Trevathan 1.0, M.Unrein 1.0, S.Acho 1.0, J.Bullard 1.0, N.Kwiatkoski 1.0, C.Wilson 1.0 **Team: 37.0, Opponents: 27.0**



RB Jordan Howard finished second in the NFL in rushing and set a Bears rookie rushing record with 1,313 yards in 2016.



# CHICAGO BEARS 2016 FINAL STATISTICS

Defense	TT	ST	AT	TFL	QBP	S	-	YL	INT	-	YR	PBU	FF	FR	-	YR
Jerrell Freeman	127	96	31	7	3	-	-	-	-	-	-	5	-	-	-	-
Harold Jones-Quartey	82	67	15	2	0	-	-	-	1	-	0	4	-	-	-	-
Danny Trevathan	73	49	24	1	1	1	-	7	-	-	-	3	-	-	-	-
Akiem Hicks	71	50	21	5	18	7	-	49	-	-	-	3	2	1	-	0
Adrian Amos	60	50	10	2	0	-	-	-	-	-	-	4	1	1	-	21
Willie Young	59	36	23	3	5	7.5	-	43	-	-	-	2	1	-	-	-
Nick Kwiatkoski	52	39	13	5	2	1	-	0	-	-	-	1	1	-	-	-
Leonard Floyd	51	33	18	3	12	7	-	50	-	-	-	1	1	1	-	0
Tracy Porter	48	43	5	0	0	-	-	-	2	-	28	13	1	-	-	-
Cre'Von LeBlanc	46	36	10	0	2	-	-	-	2	-	24	13	-	-	-	-
Sam Acho	40	23	17	3	5	1	-	3	-	-	-	1	1	-	-	-
Bryce Callahan	36	29	7	0	1	-	-	-	-	-	-	9	0	-	-	-
Mitch Unrein	33	17	16	1	5	1	-	3	-	-	-	-	-	-	-	-
Pernell McPhee	28	17	11	1	14	4	-	34	-	-	-	-	1	-	-	-
Eddie Goldman	24	18	6	3	1	2.5	-	16	-	-	-	1	0	-	-	-
Jonathan Bullard	24	18	6	3	1	1	-	3	-	-	-	-	-	-	-	-
Jacoby Glenn	24	22	2	-	-	-	-	-	1	-	21	2	1	-	-	-
Deon Bush	22	17	5	-	-	-	-	-	-	-	-	1	-	-	-	-
John Timu	21	15	6	3	-	-	-	-	-	-	-	1	-	-	-	-
Cornelius Washington	20	15	5	-	12	2	-	12	-	-	-	1	-	-	-	-
Will Sutton	20	13	7	1	-	-	-	-	-	-	-	1	-	-	-	-
Chris Prosinski	15	11	4	-	-	-	-	-	-	-	-	1	-	-	-	-
Demontre Hurst	14	8	6	-	-	1	-	11	1	-	0	1	-	-	-	-
DeVante Bausby	12	8	4	-	3	-	-	-	-	-	-	2	-	-	-	-
C.J. Wilson	11	7	4	2	3	1	-	0	-	-	-	-	-	-	-	-
Christian Jones	8	5	3	-	-	-	-	-	-	-	-	1	-	-	-	-
Lamarr Houston	8	2	6	-	1	-	-	-	-	-	-	-	-	-	-	-
Deiondre' Hall	7	6	1	-	1	-	-	-	1	-	0	1	-	-	-	-
Johnthan Banks	5	1	4	-	-	-	-	-	-	-	-	1	-	-	-	-
Jonathan Anderson	3	1	2	-	-	-	-	-	-	-	-	-	-	-	-	-
Sherrick McManis	3	3	-	-	-	-	-	-	-	-	-	-	-	-	-	-
<b>Team Totals</b>	<b>1047</b>	<b>755</b>	<b>292</b>	<b>45</b>	<b>87</b>	<b>37.0</b>	<b>-</b>	<b>231</b>	<b>8</b>	<b>-</b>	<b>73</b>	<b>73</b>	<b>10</b>	<b>3</b>	<b>-</b>	<b>21</b>

KEY: TT=Total Tackles; ST=Solo Tackles; AT=Assisted Tackles; TFL=Tackles for Loss; QBP=QB Pressures; S-YL=Sacks-Yards Lost; INT-YR=Interceptions-Yards Returned; PBU=Pass Break-Ups; FF=Forced Fumbles; FR-YR=Fumbles Recovered-Yards Returned.

Special Teams	TT	ST	AT	BK	FF	FR
McManis	13	12	1	-	-	-
Jones	11	6	5	-	-	-
Prosinski	7	6	1	-	-	-
Anderson	5	3	2	-	-	-
Bellamy	5	4	1	-	-	-
Jones-Quartley	4	3	1	-	-	-
Braunacker	4	3	1	-	-	-
Amos	3	3	0	-	-	-
Acho	2	2	-	-	-	-
Hall	2	1	1	-	-	-
Houston-Carson	2	-	2	-	-	-
Kwiatkoski	2	2	-	-	1	-
Hurst	2	2	-	-	-	-
Timu	2	2	-	-	-	-
Paulsen	1	1	-	-	-	-
Bush	1	1	-	-	-	-
Callahan	1	1	-	-	-	-
Thompson	1	1	-	-	-	-
Scales	1	1	-	-	-	-
Pruitt	1	-	-	-	-	-
Hicks	-	-	-	1	-	-
<b>Team Totals</b>	<b>70</b>	<b>54</b>	<b>15</b>	<b>1</b>	<b>1</b>	<b>0</b>

KEY: TT=Total Tackles; ST=Solo Tackles; AT=Assisted Tackles; BK=Blocked Kicks; FF=Forced Fumbles; FR=Fumble Recoveries

## QUARTERBACK SACKS (37.0)

W. Young (7.5): 3 at IND; 2 vs. JAX; vs. at HOU  
 SF; vs. PHI; 0.5 at TB  
 L. Floyd (7.0): 2 at GB; 2 vs. SF; 1.5 at TB; vs. MIN; 0.5 at HOU  
 A. Hicks (7.0): 2 vs. MIN; 2 vs. SF; at IND; at DET  
 P. McPhee (4.0): 2 vs. GB; at TB; vs. MIN  
 E. Goldman (2.5): at TB; vs. SF; 0.5 at HOU  
 C. Washington (2.0): vs. DET, vs. MIN  
 J. Bullard (1.0): at IND  
 D. Trevathan (1.0): at HOU  
 S. Acho (1.0): vs. PHI  
 M. Unrein (1.0): at DET  
 N. Kwiatkoski (1.0): at DET  
 C. Wilson (1.0): vs. GB  
 D. Hurst (1.0): vs. GB

## OPPONENT FUMBLES FORCED (10)

A. Hicks (2): vs. SF; at HOU  
 S. Acho (1): at NYG  
 A. Amos (1): at IND  
 L. Floyd (1): at GB  
 J. Glenn (1): at DAL  
 P. McPhee (1): vs. MIN  
 T. Porter (1): vs. TEN  
 W. Young (1): vs. JAX  
 N. Kwiatkoski (1): vs. MIN

## OPPONENT FUMBLE RECOVERIES (3)

A. Hicks (1): vs. JAX  
 L. Floyd (1): at GB  
 A. Amos (1): at DAL

# 2016 FINAL STATISTICS



	Regular Season											Playoffs										
	@HOU	PHI	@DAL	DET	@IND	JAX	@GB	MIN	@TB	@NYG	TEN	SF	@DET	GB	WAS	@MIN						
GP-GS-DNP-INA	9/11	9/19	9/25	10/2	10/9	10/16	10/20	10/31	11/13	11/20	11/27	12/4	12/11	12/18	12/24	1/1						
49 Acho, S.	16-6-0-0	sub	sub	OLB	OLB	OLB	OLB	sub	sub	sub	sub	OLB	sub	sub	sub	sub	OLB					
76 Adams, M.	12-1-0-1	sub	sub	sub	sub	sub	sub	sub	sub	sub	RT	sub	sub	X	Placed on IR 12/12							
45 Addison, B.	2-0-0-0	nwt	nwt	nwt	nwt	nwt	nwt	nwt	nwt	nwt	nwt	ps	ps	ps	sub	sub						
38 Amos, A.	15-14-0-1	S	S	S	S	S	S	S	S	S	S	X	sub	S	S	S						
58 Anderson, J.	8-0-0-1	sub	sub	sub	ps	ps	ps	ps	ps	ps	ps	sub	sub	sub	X	sub						
35 Banks, J.	9-2-0-2	nwt	nwt	nwt	nwt	nwt	nwt	nwt	nwt	nwt	nwt	nwt	nwt	X	X	CB	CB					
12 Barkley, M.	7-6-7-0	ps	ps	dnp	dnp	dnp	dnp	sub	dnp	dnp	dnp	QB	QB	QB	QB	QB	QB					
4 Barth, C.	16-0-0-0	sub	sub	sub	sub	sub	sub	sub	sub	sub	sub	sub	sub	sub	sub	sub	sub					
20 Bausby, D.	3-0-0-3	ps	ps	ps	ps	ps	ps	sub	sub	sub	nwt	X	X	X		Waived 12/13						
43 Bell, J.	4-0-0-0	nwt	nwt	nwt	nwt	nwt	nwt															
11 Bellamy, J.	16-2-0-0	sub	sub	sub	sub	sub	sub	sub	sub	sub	sub	sub	WR	WR	sub	sub	sub					
84 Braunecker, B.	13-2-0-0	ps	ps	ps	sub	sub	sub	TE	sub	sub	sub	sub	sub	sub	sub	TE	sub					
83 Braverman, D.	3-0-0-2	ps	ps	ps	ps	ps	ps	ps	ps	ps	ps	ps	ps	sub	sub	X	X					
85 Brown, D.	6-3-0-3	nwt	nwt	nwt	nwt	nwt	nwt	nwt	X	X	X	sub	sub	TE	TE	sub	TE					
74 Bullard, J.	14-1-1-1	sub	sub	sub	nwt	nwt	sub	sub	sub	DE	sub	sub	X	sub	sub	sub	sub					
26 Bush, D.	11-6-0-5	X	X	sub	X	X	sub	sub	sub	sub	S	S	S	S	S	S	X					
37 Callahan, B.	11-10-0-5	NB	NB	X	CB	CB	CB	CB	X	X	NB	sub	NB	NB	X	CB	X					
25 Carey, K.	12-0-0-4	sub	sub	X	X	sub	sub	sub	sub	sub	sub	sub	sub	sub	sub	X	X					
6 Cutler, J.	5-5-0-7	QB	QB	X	X	X	X	X	QB	QB	QB	X	X				Placed on IR 12/16					
60 Edison, C.	6-0-0-1	ps	ps	ps	ps	ps	ps	ps	ps	sub	ps	sub	sub	sub	sub	sub	sub					
9 Fales, D.	1-0-5-0	nwt	nwt	nwt	nwt	nwt	nwt	nwt	nwt	nwt	nwt	dnp	dnp	dnp	dnp	dnp	dnp					
94 Floyd, L.	12-12-0-4	OLB	OLB	OLB	OLB	X	X	OLB	OLB	OLB	OLB	X	OLB	OLB	OLB	OLB	X					
50 Freeman, J.	12-12-0-0	ILB	ILB	ILB	ILB	ILB	ILB	ILB	ILB	ILB	ILB	sus	sus	sus	sus	ILB	ILB					
23 Fuller, K.	0-0-0-3	X	X														Placed on IR 9/28					
39 Glenn, J.	7-3-0-0	CB	CB	CB	sub	sub	sub	sub									Placed on IR 10/25					
91 Goldman, E.	6-5-0-8	NT	NT	X	X	X	X	X	X	sub	X	NT	NT	NT	X		Placed on IR 12/23					
32 Hall, D.	8-0-0-8	sub	sub	sub	sub	X	X	X	X	X	X	X	X	sub	sub	sub	sub					
96 Hicks, A.	16-16-0-0	DE	DE	DE	DE	DE	DE	DE	DE	DE	DE	DE	DE	DE	DE	DE	DE					
99 Houston, L.	1-0-0-0	sub	sub	X													Placed on IR 9/22					
36 Houston-Carson, D.	8-0-0-8	sub	sub	sub	sub	sub	X	X	sub	X	X	X	sub	X	X	X	sub					
24 Howard, J.	15-13-1-0	dnp	sub	sub	RB	RB	RB	RB	RB	RB	RB	RB	RB	RB	RB	RB	RB					
2 Hoyer	6-5-1-0	dnp	sub	QB	QB	QB	QB	QB									Placed on IR 10/24					
30 Hurst, D.	10-1-0-0	ps	ps	ps	ps	ps	ps	ps	sub	sub	sub	sub	sub	sub	NB	sub	sub					
17 Jeffery, A.	12-12-0-0	WR	WR	WR	WR	WR	WR	WR	WR	WR	sus	sus	sus	sus	WR	WR	WR					
52 Jones, C.	16-2-0-0	sub	sub	sub	sub	OLB	OLB	sub	sub	sub	sub	sub	sub	sub	sub	sub	sub					
29 Jones-Quartey, H.	16-12-0-0	S	S	S	S	S	S	S	S	S	sub	sub	S	S	sub	sub	S					
64 Kush, E.	8-4-0-8	X	X	X	X	X	X	LG	LG	X	sub	LG	LG	sub	sub	X	sub					
44 Kwiatkowski, N.	14-7-0-2	X	X	ILB	sub	sub	sub	sub	sub	sub	sub	ILB	ILB	ILB	ILB	ILB	ILB					
33 Langford, J.	12-3-0-4	RB	RB	RB	X	X	X	X	sub	sub	sub	sub	sub	sub	sub	sub	sub					
47 Lasike, P.	10-3-0-2	FB	sub	ps	ps	sub	sub	ps	ps	FB	sub	sub	FB	sub	sub	X	X					
62 Larsen, T.	16-8-0-0	sub	sub	sub	sub	sub	sub	sub	RG	sub	RG	RG	RG	RG	RG	RG	RG					
22 LeBlanc, C.	13-9-0-3	X	X	sub	sub	sub	sub	sub	NB	CB	CB	CB	CB	CB	CB	X	CB					
72 Leno Jr., C.	16-16-0-0	LT	LT	LT	LT	LT	LT	LT	LT	LT	LT	LT	LT	LT	LT	LT	LT					
75 Long, K.	8-8-0-1	RG	RG	RG	RG	RG	RG	RG	X								Placed on IR 11/15					
70 Massie, B.	15-15-0-1	RT	RT	RT	RT	RT	RT	RT	RT	X	RT	RT	RT	RT	RT	RT	RT					
68 McCants, M.	4-0-0-1	nwt	nwt	nwt	nwt	nwt	nwt	nwt	nwt	nwt	nwt	nwt	nwt	nwt	X	sub	sub					
92 McPhee, P.	9-0-0-1	pup	pup	pup	pup	pup	pup	sub	sub	sub	sub	sub	sub	sub	sub	sub	sub					
27 McManis, S.	16-0-0-0	sub	sub	sub	sub	sub	sub	sub	sub	sub	sub	sub	sub	sub	sub	sub	sub					
81 Meredith, C.	14-11-0-2	X	X	sub	WR	WR	WR	WR	WR	WR	WR	WR	WR	WR	WR	WR	WR					
86 Miller, Z.	10-8-0-0	sub	TE	TE	TE	TE	TE	TE	TE	TE							Placed on IR 11/23					
35 Mostert, R.	2-0-0-0	nwt	nwt	sub	sub												Waived 10/3					
16 O'Donnell, P.	16-0-0-0	sub	sub	sub	sub	sub	sub	sub	sub	sub	sub	sub	sub	sub	sub	sub	sub					
85 Paulsen, L.	16-13-0-0	TE	TE	sub	TE	TE	TE	TE	TE	TE	TE	TE	TE	sub	sub	TE	sub					
21 Porter, T.	16-15-0-0	CB	CB	CB	CB	CB	CB	CB	CB	CB	CB	CB	CB	CB	CB	CB	CB					
31 Prosnicki, C.	16-1-0-0	sub	sub	sub	sub	sub	sub	S	sub	sub	sub	sub	sub	sub	sub	sub	sub					
80 Pruitt, M.	4-0-0-1	nwt	nwt	nwt	nwt	nwt	nwt	nwt	nwt	nwt	nwt	nwt	nwt	nwt	X	sub	sub					
19 Royal, E.	9-1-0-5	sub	sub	WR	sub	sub	sub	X	X	sub	sub	sub	X	X	X		Placed on IR 12/19					
48 Scales, P.	16-0-0-0	sub	sub	sub	sub	sub	sub	sub	sub	sub	sub	sub	sub	sub	sub	sub	sub					
87 Scruggs, G.	3-0-0-0	sub	sub	sub													Waived 9/27					
46 Shirley, J.	1-0-0-0	nwt	nwt	nwt	nwt	nwt	nwt	nwt	nwt	nwt	nwt	nwt	nwt	ps	ps	sub	sub					
71 Slitton, J.	13-12-0-3	LG	LG	LG	LG	LG	LG	X	X	LG	LG	X	nwt	LG	LG	LG	LG					
67 Staten, J.	0-0-1-0	nwt	ps	ps	ps	ps	ps	ps	ps	ps	dnp						Placed on IR 11/21					
93 Sutton, W.	8-6-0-1	X	sub	NT	NT	NT	NT	sub	NT	NT							Placed on IR 11/15					
14 Thompson	16-6-0-0	sub	sub	sub	sub	sub	sub	sub	sub	sub	sub	WR	WR	WR	WR	WR	WR					

-KEY CAPS=Starter; sub=Reserve; X=Inactive; dnp=did not play; 3QB=Third Quarterback; ps=Practice Squad; nwt=Not with Team; sus=Suspended  
(CONTINUED ON NEXT PAGE)

YEAR-IN-REVIEW



# CHICAGO BEARS 2016 FINAL STATISTICS

(CONTINUED FROM PREVIOUS PAGE)

	Regular Season		@HOU	PHI	@DAL	DET	@IND	JAX	@GB	MIN	@TB	@NYG	TEN	SF	@DET	GB	WAS	@MIN
	GP-GS-DNP-INA	9/11	9/11	9/19	9/25	10/2	10/9	10/16	10/20	10/31	11/13	11/20	11/27	12/4	12/11	12/18	12/24	1/1
53 Timu, J.	11-4-0-2	ps	ps	ps	ps	ILB	sub	sub	sub	sub	X	X	sub	ILB	ILB	ILB	sub	sub
59 Travathan, D.	9-8-0-2	ILB	ILB	X	X	ILB	ILB	sub	sub	ILB	ILB	ILB	ILB	Placed on IR 11/29				
98 Unrein, M.	13-9-0-3	sub	sub	DE	DE	DE	DE	DE	DE	DE	X	X	X	sub	sub	DE	DE	DE
90 Washington, C.	15-2-0-1	sub	X	sub	sub	sub	sub	sub	sub	sub	sub	DE	DE	sub	sub	sub	sub	sub
11 White, K.	4-4-0-0	WR	WR	WR	WR	Placed on IR 10/5												
65 Whitehair, C.	16-16-0-0	C	C	C	C	C	C	C	C	C	C	C	C	C	C	C	C	C
69 Wilson, C.	6-1-0-1	nwt	nwt	nwt	nwt	nwt	nwt	nwt	nwt	nwt	nwt	sub	sub	sub	X	sub	sub	NT
10 Wilson, M.	3-1-0-1	pup	pup	pup	pup	pup	pup	pup	pup	pup	pup	sub	WR	sub	X	Placed on IR 12/17		
97 Young, W.	16-12-0-0	OLB	OLB	sub	sub	sub	sub	sub	sub	OLB	OLB	OLB	OLB	OLB	OLB	OLB	OLB	OLB

-KEY CAPS=Starter; sub=Reserve; X=Inactive; dnp=did not play; 3QB=Third Quarterback; ps=Practice Squad; nwt=Not with Team; sus=Suspended

## CHICAGO BEARS 2016 WEEK-BY-WEEK LEADERS

Date	Opponent	Scoring	Rushing Yards	Receptions	Receiving Yards	Tackles
9/11	@ HOU	Langford - 6 Royal - 6	Langford - 57	Jeffery - 4	Jeffery - 105	Freeman - 17
9/19	vs. PHI	Langford - 6 Royal - 6	Langford - 28	Jeffery - 5	Jeffery - 96	Freeman - 9
9/25	@ DAL	Miller - 12	Howard - 45	Miller - 8	Miller - 78	Freeman - 14
10/2	vs. DET	Miller - 6 Royal - 6	Howard - 111	Royal - 7	Royal - 111	Freeman - 12
10/9	@ IND	Barth - 11	Howard - 118	Meredith - 9	Meredith - 130	Freeman - 7 Prosinski - 7
10/16	vs. JAX	Barth - 10	Carey - 50	Meredith - 11	Meredith - 113	Callahan - 7
10/20	@ GB	Floyd - 6	Carey - 48	Jeffery - 3	Miller - 40	Freeman - 13
10/31	vs. MIN	Barth - 8	Howard - 153	Miller - 7	Miller - 88	Trevathan - 7 Freeman - 7
11/13	@ TB	Meredith - 6	Howard - 100	Jeffery - 4 Langford - 4 Miller - 4	Meredith - 50	Trevathan - 14
11/20	@ NYG	Langford - 6 Miller - 6	Howard - 77	Meredith - 4	Miller - 61	Freeman - 12
11/27	vs. TEN	Wilson - 6 Thompson - 6 Brown - 6	Howard - 84	Wilson - 8	Wilson - 125	Kwiatkoski - 6 McPhee - 6 Travathan - 6
12/4	vs. SF	Howard - 18	Howard - 117	Bellamy - 4	Bellamy - 93	Hicks - 13
12/11	@ DET	LeBlanc - 6 Meredith - 6	Howard - 86	Meredith - 6 Brown - 6	Meredith - 72	Kwiatkoski - 9
12/18	vs. GB	Barth - 9	Howard - 90	Meredith - 9	Thompson - 110	McPhee - 7
12/24	vs. WAS	Langford - 6 Meredith - 6 Thompson - 6	Howard - 119	Meredith - 9	Meredith - 135	Freeman - 9
1/1	@ MIN	Barkley - 6	Howard - 135	Meredith - 4	Meredith - 61	Freeman - 11
Most Times Led		Langford - 4	Howard - 12	Meredith - 7	Meredith - 61	Freeman - 10
or Tied for Lead		Barth - 4				

YEAR-IN-REVIEW



**BEARS**

**OPPONENTS**

Date	Opponent	Player	No
11/27	TEN	Barkley	54
10/9	@IND	Hoyer	33
10/9	@IND	Hoyer	397
10/2	DET	Hoyer	64
11/27	TEN	Barkley	3
12/24	WAS	Barkley	5

PASSING	No
Attempts	56
Completions	39
Yards	326
Long	60
TDs	3
INTs	2

Player	Opponent	Date
Rodgers	@GB	10/20
Rodgers	@GB	10/20
Rodgers	GB	12/18
Bradford	@MIN	1/1
Last: Stafford	@DET	12/11

Date	Opponent	Player	No
10/16	JAX	Meredith	11
12/24	WAS	Meredith	135
9/11	DET	Royal	64
9/25	@DAL	Miller	2

RECEIVING	No
Receptions	13
Yards	171
Long	60
TDs	2

Player	Opponent	Date
Adams	@GB	10/20
Hilton	@IND	10/9
Nelson	GB	12/18
Adams	@GB	10/20

Date	Opponent	Player	No
12/4	SF	Howard	32
10/31	MIN	Howard	153
10/31	MIN	Howard	69
12/4	SF	Howard	3

RUSHING	No
Rushes	30
Yards	162
Long	61
TDs	2

Player	Opponent	Date
Elliott	@DAL	9/25
Montgomery	GB	12/18
Last: Montgomery	GB	12/18
Cousins	WAS	12/24

Date	Opponent	Player	No
9/11	@HOU	Freeman	17
10/20	@GB	Freeman	10
9/11	@HOU	Freeman	8
10/9	@IND	Young	3.0
12/18	GB	McPhee	3

TACKLES	No
Total Tackles	11
Solos	10
Assists	3
Sacks	2.5
TFLs	2

Player	Opponent	Date
Bellore	SF	12/4
Posluszny	JAX	10/16
Martinez	@GB	10/20
Pierre-Paul	@NYG	11/20
Vernon	@NYG	11/20

Date	Opponent	Player	No
1/1	@MIN	Last: LeBlanc	1
10/16	JAX	Porter	25
12/11	@DET	LeBlanc	1

INTERCEPTIONS	No
INTs	2
Long Return	79
TDs	1

Player	Opponent	Date
Breeland/Norman	WAS	12/24
Blackmon	WAS	12/24
Conte	@TB	11/13

Date	Opponent	Player	No
9/11	@HOU	Royal	4
9/19	PHI	Royal	65
9/19	PHI	Royal	65
9/19	PHI	Royal	1

PUNT RETURNS	No
Returns	3
Yards	100
Long	85
TDs	1

Player	Opponent	Date
Harris	@NYG	11/20
Roberts	DET	10/2
Roberts	DET	10/2
Roberts	DET	10/2

Date	Opponent	Player	No
9/11	@HOU	Thompson	5
11/20	@NYG	Thompson	116
1/1	@MIN	Thompson	64
-	-	-	-

KICKOFF RETURNS	No
Returns	4
Yards	85
Long	46
TDs	-

Player	Opponent	Date
Montgomery	GB	12/18
Harris	@NYG	11/20
Harris	@NYG	11/20
-	-	-

Date	Opponent	Player	No
10/9	@IND	Barth	4
10/16	JAX	Barth	3
10/9	@IND	Barth	49

FIELD GOALS	No
Attempts	5
Made	5
Long	54

Player	Opponent	Date
Vinateri	@IND	10/9
Vinateri	@IND	10/9
Prater	@DET	12/11

Date	Opponent	Player	No
9/11	@HOU	O'Donnell	7
9/11	@HOU	O'Donnell	296
10/2	DET	O'Donnell	49.0
11/20	@NYG	O'Donnell	67
10/16	JAX	O'Donnell	4
12/4	SF	Last: O'Donnell	2

PUNTS	No
Punts	8
Yards	309
Average	63.3
Long	74
In-20	3
Touchbacks	1

Player	Opponent	Date
Pinion	SF	12/4
Locke	MIN	10/31
McAfee	@IND	10/9
McAfee	@IND	10/9
Locke	MIN	10/31
McAfee	@IND	10/9

YEAR-IN-REVIEW



# CHICAGO BEARS 2016 STARTING LINEUPS

## OFFENSE

		WR	LT	LG	C	RG	RT
9/11	@ HOU	Jeffery	Leno	Sitton	Whitehair	Long	Massie
9/19	vs. PHI	Jeffery	Leno	Sitton	Whitehair	Long	Massie
9/25	@ DAL	Jeffery	Leno	Sitton	Whitehair	Long	Massie
10/2	vs. DET	Jeffery	Leno	Sitton	Whitehair	Long	Massie
10/9	@ IND	Jeffery	Leno	Sitton	Whitehair	Long	Massie
10/16	vs. JAX	Jeffery	Leno	Sitton	Whitehair	Long	Massie
10/20	@ GB	Jeffery	Leno	Kush	Whitehair	Long	Massie
10/31	vs. MIN	Jeffery	Leno	Kush	Whitehair	Larsen	Massie
11/13	@ TB	Jeffery	Leno	Sitton	Whitehair	Long	Massie
11/20	@ NYG	Thompson	Leno	Sitton	Whitehair	Larsen	Adams
11/27	vs. TEN	Thompson	Leno	Kush	Whitehair	Larsen	Massie
12/4	vs. SF	Thompson	Leno	Kush	Whitehair	Larsen	Massie
12/11	@ DET	Thompson	Leno	Sitton	Whitehair	Larsen	Massie
12/18	vs. GB	Jeffery	Leno	Sitton	Whitehair	Larsen	Massie
12/24	vs. WAS	Jeffery	Leno	Sitton	Whitehair	Larsen	Massie
1/1	@ MIN	Jeffery	Leno	Sitton	Whitehair	Larsen	Massie

		TE	WR	QB	RB	FB/TE/3WR	K
9/11	@ HOU	Paulsen	White	Cutler	Langford	Lasike	Barth
9/19	vs. PHI	Paulsen	White	Cutler	Langford	Miller	Barth
9/25	@ DAL	Miller	White	Hoyer	Langford	Royal	Barth
10/2	vs. DET	Miller	White	Hoyer	Howard	Paulsen	Barth
10/9	@ IND	Miller	Meredith	Hoyer	Howard	Paulsen	Barth
10/16	vs. JAX	Miller	Meredith	Hoyer	Howard	Paulsen	Barth
10/20	@ GB	Miller	Paulsen (3 TE)	Hoyer	Howard	Braunecker	Barth
10/31	vs. MIN	Miller	Meredith	Cutler	Howard	Paulsen	Barth
11/13	@ TB	Paulsen	Meredith	Cutler	Howard	Lasike	Barth
11/20	@ NYG	Miller	Meredith	Cutler	Howard	Paulsen	Barth
11/27	vs. TEN	Paulsen	Meredith	Barkley	Howard	Wilson	Barth
12/4	vs. SF	Paulsen	Bellamy	Barkley	Howard	Lasike	Barth
12/11	@ DET	Brown	Meredith	Barkley	Howard	Bellamy	Barth
12/18	vs. GB	Brown	Meredith	Barkley	Howard	Thompson	Barth
12/24	vs. WAS	Paulsen	Meredith	Barkley	Howard	Braunecker	Barth
1/1	@ MIN	Brown	Meredith	Barkley	Howard	Thompson	Barth

## DEFENSE

		DE	NT	DE	OLB	ILB	ILB
9/11	@ HOU	Hicks	Goldman	Callahan (3CB)	Floyd	Freeman	Trevathan
9/19	vs. PHI	Hicks	Goldman	Callahan (3CB)	Floyd	Freeman	Trevathan
9/25	@ DAL	Hicks	Sutton	Unrein	Floyd	Freeman	Kwiatkoski
10/2	vs. DET	Hicks	Sutton	Unrein	Floyd	Freeman	Timu
10/9	@ IND	Hicks	Sutton	Unrein	Jones	Freeman	Trevathan
10/16	vs. JAX	Hicks	Sutton	Unrein	Jones	Freeman	Trevathan
10/20	@ GB	Hicks	LeBlanc (3CB)	Unrein	Floyd	Freeman	Prostinski (85)
10/31	vs. MIN	Hicks	Sutton	Unrein	Floyd	Freeman	Trevathan
11/13	@ TB	Hicks	Sutton	Bullard	Floyd	Freeman	Trevathan
11/20	@ NYG	Hicks	Callahan (3CB)	Washington	Floyd	Freeman	Trevathan
11/27	vs. TEN	Hicks	Goldman	Washington	Acho	Kwiatkoski	Travathan
12/4	vs. SF	Hicks	Goldman	Callahan (3CB)	Floyd	Kwiatkoski	Timu
12/11	@ DET	Hicks	Goldman	Callahan (3CB)	Floyd	Kwiatkoski	Timu
12/18	vs. GB	Hicks	Hurst (3CB)	Unrein	Floyd	Kwiatkoski	Timu
12/24	vs. WAS	Hicks	Callahan (3CB)	Unrein	Floyd	Kwiatkoski	Freeman
1/1	@ MIN	Hicks	Wilson	Unrein	Acho	Kwiatkoski	Freeman

		OLB	CB	CB	S	S	P
9/11	@ HOU	Young	Porter	Glenn	Amos	Jones-Quartey	O'Donnell
9/19	vs. PHI	Young	Porter	Glenn	Amos	Jones-Quartey	O'Donnell
9/25	@ DAL	Acho	Porter	Glenn	Amos	Jones-Quartey	O'Donnell
10/2	vs. DET	Acho	Porter	Callahan	Amos	Jones-Quartey	O'Donnell
10/9	@ IND	Acho	Porter	Callahan	Amos	Jones-Quartey	O'Donnell
10/16	vs. JAX	Acho	Porter	Callahan	Amos	Jones-Quartey	O'Donnell
10/20	@ GB	Young	Porter	Callahan	Amos	Jones-Quartey	O'Donnell
10/31	vs. MIN	Young	Porter	LeBlanc	Amos	Jones-Quartey	O'Donnell
11/13	@ TB	Young	Porter	LeBlanc	Amos	Jones-Quartey	O'Donnell
11/20	@ NYG	Young	Porter	LeBlanc	Amos	Bush	O'Donnell
11/27	vs. TEN	Young	Porter	LeBlanc	Amos	Bush	O'Donnell
12/4	vs. SF	Young	Porter	LeBlanc	Jones-Quartey	Bush	O'Donnell
12/11	@ DET	Young	Porter	LeBlanc	Jones-Quartey	Bush	O'Donnell
12/18	vs. GB	Young	Porter	LeBlanc	Amos	Bush	O'Donnell
12/24	vs. WAS	Young	Porter	Banks	Amos	Bush	O'Donnell
1/1	@ MIN	Young	Banks	LeBlanc	Amos	Jones-Quartey	O'Donnell

YEAR-IN-REVIEW





WON 1, LOST 3

08/11	Denver	L	0-22	61,862
08/18	at New England	L	22-23	66,809
08/27	Kansas City	L	7-23	61,681
09/01	at Cleveland	W	21-7	63,393

	Bears	Opp
<b>Total First Downs</b>	<b>61</b>	<b>79</b>
Rushing	27	21
Passing	30	51
Penalty	4	7
3rd Down: Made/Att	17/55	20/56
3rd Down Pct.	30.9%	35.7%
4th Down: Made/Att	4/9	3/3
4th Down Pct.	44.4%	100.0%
<b>Possession Avg.</b>	<b>26:46</b>	<b>33:14</b>
<b>Total Net Yards</b>	<b>1002</b>	<b>1282</b>
Avg. Per Game	250.5	320.5
Total Plays	238	258
Avg. Per Play	4.2	5.0
<b>Net Yards Rushing</b>	<b>383</b>	<b>347</b>
Avg. Per Game	95.8	86.8
Total Rushes	103	95
<b>Net Yards Passing</b>	<b>619</b>	<b>935</b>
Avg. Per Game	154.8	233.8
Sacked/Yards Lost	13/102	11/43
Gross Yards	721	978
Attempts/Completions	122/67	152/101
Completion Pct.	54.9%	66.4%
Had Intercepted	2	3
<b>Punts/Average</b>	<b>22/47.7</b>	<b>21/43.7</b>
<b>Net Punting Avg.</b>	<b>36.6</b>	<b>40.1</b>
<b>Penalties/Yards</b>	<b>23/177</b>	<b>32/295</b>
<b>Fumbles/Ball Lost</b>	<b>4/1</b>	<b>3/1</b>
<b>Touchdowns</b>	<b>5</b>	<b>7</b>
Rushing	3	4
Passing	2	2
Returns	0	1

SCORE BY PERIOD	1	2	3	4	OT	Tot
Bears	14	9	3	24	0	50
Opponents	14	43	15	3	0	75

SCORING	TDs	Ru-Pa-RtK	PAT	FG	2Pt	Pts
R.Gould	0	0	0	1/3	5/6	0
B.Daniels	1	0	1	0/0	0/0	0
K.Carey	1	1	0	0/0	0/0	0
J.Langford	1	1	0	0/0	0/0	0
C.Meredith	1	0	1	0/0	0/0	0
J.Howard	1	1	0	0/0	0/0	0
D.Peterson	0	0	0	0/0	0/0	1
R.Housler	0	0	0	0/0	0/0	1
<b>Team</b>	<b>5</b>	<b>3</b>	<b>2</b>	<b>1/3</b>	<b>5/6</b>	<b>2</b>
<b>Opponents</b>	<b>7</b>	<b>4</b>	<b>2</b>	<b>1/5</b>	<b>8/11</b>	<b>1</b>

2-Pt. Conversions: Team 2/ 2, Opponents: 1/ 2  
 Sacks: C.Jones 3.0, S.Acho 2.5, J.Bullard 1.5, C.Washington 1.0, A.Hicks 1.0, J.Timu 1.0, L.Floyd 0.5, T.Williams 0.5 Team: 11.0, Opponents: 13.0

PUNTING	No	Yds	Avg	Net	TB	In20	Lg	B
P.O'Donnell	21	1049	50.0	36.6	1	2	61	1
<b>Team</b>	<b>22</b>	<b>1049</b>	<b>47.7</b>	<b>36.6</b>	<b>1</b>	<b>2</b>	<b>61</b>	<b>1</b>
<b>Opponents</b>	<b>21</b>	<b>918</b>	<b>43.7</b>	<b>40.1</b>	<b>3</b>	<b>11</b>	<b>75</b>	<b>0</b>

FIELD GOALS	1-19	20-29	30-39	40-49	50+
Gould	0/0	1/1	3/3	1/2	0/0
<b>BEARS</b>	<b>0/0</b>	<b>1/1</b>	<b>3/3</b>	<b>1/2</b>	<b>0/0</b>
<b>Opponents</b>	<b>0/0</b>	<b>4/4</b>	<b>1/2</b>	<b>3/5</b>	<b>0/0</b>

Gould: (48G,23G,21G,27G) (50G,38G,25G) (34G) (43N,28G)  
 Opponents: (31G) (25G) ( ) ( )

PASSING	Att	Cmp	Yds	Cmp%	Yd/Att	TD	TD%	Int	Int%	Lg	Sack/Lost	Rating
B.Hoyer	57	31	349	54.4%	6.1	0	0.0%	2	3.5%	52	5/46	58.3
J.Cutler	31	17	146	54.8%	4.7	0	0.0%	0	0.0%	29	5/36	67.4
C.Shaw	16	11	127	68.8%	7.9	2	12.5%	0	0.0%	22t	0/0	132.0
D.Fales	18	8	99	44.4%	5.5	0	0.0%	0	0.0%	31	3/20	62.0
<b>Team</b>	<b>122</b>	<b>67</b>	<b>721</b>	<b>54.9%</b>	<b>5.9</b>	<b>2</b>	<b>1.6%</b>	<b>2</b>	<b>1.6%</b>	<b>52</b>	<b>13/102</b>	<b>71.1</b>
<b>Opponents</b>	<b>152</b>	<b>101</b>	<b>978</b>	<b>66.4%</b>	<b>6.4</b>	<b>2</b>	<b>1.3%</b>	<b>3</b>	<b>2.0%</b>	<b>58</b>	<b>11/43</b>	<b>80.4</b>

RUSHING	No	Yds	Avg	Lg	TD
J.Howard	36	173	4.8	16t	1
J.Langford	18	79	4.4	34	1
C.Shaw	6	42	7.0	13	0
K.Carey	14	36	2.6	8	1
J.Rodgers	17	28	1.6	5	0
P.Lasike	4	13	3.3	5	0
J.Cutler	2	9	4.5	8	0
B.Hoyer	3	3	1.0	3	0
S.Perry	1	2	2.0	2	0
D.Fales	2	-2	-1.0	-1	0
<b>Team</b>	<b>103</b>	<b>383</b>	<b>3.7</b>	<b>34</b>	<b>3</b>
<b>Opponents</b>	<b>95</b>	<b>347</b>	<b>3.7</b>	<b>27</b>	<b>4</b>

RECEIVING	No	Yds	Avg	Lg	TD
C.Meredith	10	110	11.0	22	1
J.Bellamy	10	94	9.4	23	0
K.White	7	69	9.9	26	0
D.Braverman	6	40	6.7	10	0
A.Jeffery	5	71	14.2	29	0
T.Moeaki	5	34	6.8	11	0
J.Howard	3	37	12.3	31	0
K.Carey	3	32	10.7	16	0
D.Peterson	3	21	7.0	13	0
R.Housler	2	69	34.5	52	0
B.Daniels	2	34	17.0	22t	1
D.Thompson	2	33	16.5	28	0
J.Rodgers	2	23	11.5	20	0
M.Mariani	2	11	5.5	8	0
J.Langford	2	11	5.5	8	0
P.Lasike	1	25	25.0	25	0
S.Perry	1	4	4.0	4	0
K.Lee	1	3	3.0	3	0
G.Scruggs	0	0	0	0	0
K.Duncan	0	0	0	0	0
<b>Team</b>	<b>67</b>	<b>721</b>	<b>10.8</b>	<b>52</b>	<b>2</b>
<b>Opponents</b>	<b>101</b>	<b>978</b>	<b>9.7</b>	<b>58</b>	<b>2</b>

INTERCEPTIONS	No	Yds	Avg	Lg	TD
J.Glenn	1	14	14.0	14	0
D.Hall	1	8	8.0	8	0
J.Freeman	1	0	0.0	0	0
<b>Team</b>	<b>3</b>	<b>22</b>	<b>7.3</b>	<b>14</b>	<b>0</b>
<b>Opponents</b>	<b>2</b>	<b>23</b>	<b>11.5</b>	<b>14</b>	<b>0</b>

PUNT RETURNS	Ret	FC	Yds	Avg	Lg	TD
D.Braverman	3	1	-3	-1.0	0	0
M.Mariani	2	1	12	6.0	12	0
K.Duncan	2	0	6	3.0	6	0
B.Daniels	2	1	0	0.0	0	0
<b>Team</b>	<b>9</b>	<b>3</b>	<b>15</b>	<b>1.7</b>	<b>12</b>	<b>0</b>
<b>Opponents</b>	<b>16</b>	<b>2</b>	<b>223</b>	<b>13.9</b>	<b>37</b>	<b>0</b>

KICK RETURNS	No	Yds	Avg	Lg	TD
B.Daniels	5	114	22.8	26	0
D.Thompson	4	78	19.5	21	0
K.Duncan	2	45	22.5	25	0
R.Housler	1	9	9.0	9	0
<b>Team</b>	<b>12</b>	<b>246</b>	<b>20.5</b>	<b>26</b>	<b>0</b>
<b>Opponents</b>	<b>7</b>	<b>148</b>	<b>21.1</b>	<b>28</b>	<b>0</b>



**Game 1**  
**Bears 14, Texans 23**  
 NRG Stadium (71,933)  
 Sunday, September 11, 2016

<b>CHICAGO</b>	7	7	0	0	14
<b>HOUSTON</b>	0	10	3	10	23

**BEARS** - J.Langford 1 yd. run (C.Barth kick) (8-75, 4:31),  
**TEXANS** - N.Novak 28 yd. Field Goal (14-59, 6:19), **TEXANS** - D.Hopkins 23 yd. pass from B.Osweiler (N.Novak kick) (10-61, 4:49), **BEARS** - E.Royal 19 yd. pass from J.Cutler (C.Barth kick) (3-75, 0:31), **TEXANS** - N.Novak 28 yd. Field Goal (5-15, 1:50), **TEXANS** - W.Fuller 18 yd. pass from B.Osweiler (N.Novak kick) (9-64, 4:52), **TEXANS** - Novak 38 yd. Field Goal (7-46, 2:51).

	<b>Bears</b>	<b>Texans</b>
<b>First downs</b> .....	14	17
<b>Total net yards</b> .....	258	344
<b>Rushes-yards</b> .....	20-73	35-129
<b>Att-comp-net</b> .....	16-29-185	22-35-215
<b>Times thrown-yds lost</b> .....	5-31	2-16
<b>Int-Total TDs</b> .....	1-2	2-2
<b>Punts - avg</b> .....	7-42.3	5-48.6
<b>Penalties-yards</b> .....	4-30	6-69
<b>Fumbles-lost</b> .....	2-0	1-0
<b>Time of possession</b> .....	23:41	36:19

**RUSHING**

**BEARS** - J. Langford 17-57, TD; J. Cutler 2-12; K. Carey 1-4.  
**TEXANS** - L. Miller 28-106; B. Osweiler 4-14; A. Blue 1-4; T. Ervin 1-3; J. Prosch 1-2.

**RECEIVING**

**BEARS** - A. Jeffery 4-105; E. Royal 4-57, TD; K. White 3-34; Z. Miller 3-14; J. Langford 2-6.  
**TEXANS** - W. Fuller 5-107, TD; D. Hopkins 5-54, TD; L. Miller 4-11; S. Anderson 3-25; R. Griffin 2-17; B. Miller 1-6; C. Fiedorowicz 1-6; T. Ervin 1-5.

**PASSING**

**BEARS** - J. Cutler 16-29-216, TD, INT.  
**TEXANS** - B. Osweiler 22-35-231, 2 TDs, INT.

**PUNT RETURNS**

**BEARS** - E. Royal 4-40.  
**TEXANS** - T. Ervin 3-29.

**KICKOFF RETURNS**

**BEARS** - D. Thompson 5-103.  
**TEXANS** - T. Ervin 3-73.

**INTERCEPTIONS**

**BEARS** - T. Porter 1-3.  
**TEXANS** - A. Hal 1-2.

**SACKS**

**BEARS** - D. Trevathan 1.0-7; E. Goldman 0.5-4.5; L. Floyd 0.5-4.5.  
**TEXANS** - W. Mercilus 2-16; J. Simon 1-8; A. Bouye1-6; J. Clowney 1-1.



**Game 2**  
**Eagles 29, Bears 14**  
 Soldier Field (62,268)  
 Monday, September 19, 2016

<b>PHILADELPHIA</b>	3	6	13	7	29
<b>CHICAGO</b>	0	7	0	7	14

**EAGLES** - C.Sturgis 25 yd. Field Goal (13-47, 7:26), **BEARS** - J.Langford 1 yd. run (C.Barth kick) (6-65, 3:44), **EAGLES** - C.Sturgis 29 yd. Field Goal (11-77, 5:11), **EAGLES** - C.Sturgis 53 yd. Field Goal (8-38, 1:35), **EAGLES** - R.Mathews 3 yd. run (C.Sturgis kick) (8-68, 4:31), **EAGLES** - T.Burton 2 yd. pass from C.Wentz (kick failed, hlu) (1-2, 0:04), **EAGLES** - R.Mathews 1 yd. run (C.Sturgis kick) (6-46, 3:05), **BEARS** - E.Royal 65 yd. punt return (C.Barth kick).

	<b>Eagles</b>	<b>Bears</b>
<b>First downs</b> .....	21	16
<b>Total net yards</b> .....	280	284
<b>Rushes-yards</b> .....	32-100	18-64
<b>Att-comp-net</b> .....	34-21-180	29-21-220
<b>Times thrown-yds lost</b> .....	2-10	3-15
<b>Int-Total TDs</b> .....	1-4	0-2
<b>Punts - avg</b> .....	5-43.6	4-37.8
<b>Penalties-yards</b> .....	5-34	7-60
<b>Fumbles-lost</b> .....	0-0	2-2
<b>Time of possession</b> .....	36:05	23:55

**RUSHING**

**EAGLES** - D. Sproles 12-40; R. Mathews 9-32, 2 TD; W. Smallwood 2-16; C. Wentz 6-10; K. Barner 2-2; J. Huff 1-0.  
**BEARS** - J. Langford 11-28, TD; J. Howard 3-22; K. White 1-9; K. Carey 2-3; P. Lasike 1-2.

**RECEIVING**

**EAGLES** - J. Matthews 6-71; T. Burton 5-49; N. Agholor 4-42; D. Green-Beckham 2-18; D. Sproles 2-8; R. Mathews 1-3; J. Huff 1- (1).  
**BEARS** - A. Jeffery 5-96; E. Royal 4-52; K. White 4-36; Z. Miller 4-33; J. Howard 2-9; J. Langford 1-6; K. Carey 1-3.

**PASSING**

**EAGLES** - C. Wentz 34-21-190, TD.  
**BEARS** - J. Cutler 17-12-157, INT; B. Hoyer 12-9-78.

**PUNT RETURNS**

**EAGLES** - None.  
**BEARS** - E. Royal 1-65, TD.

**KICKOFF RETURNS**

**EAGLES** - W. Smallwood 1-30.  
**BEARS** - D. Thompson 2-42; B. Callahan 1-17; K. Carey 1-16; J. Bellamy 1-15.

**INTERCEPTIONS**

**EAGLES** - N. Bradham 1-28.  
**BEARS** - None.

**SACKS**

**EAGLES** - B. Graham 1-1; M. Jenkins 1-10; D. Vaeao 1-4.  
**BEARS** - W. Young 1-7; S. Acho 1-3;



**Game 3**  
**Bears 17, Cowboys 31**  
 AT&T Stadium (90,554)  
 Sunday, September 25, 2016

CHICAGO	0	3	7	7	17
DALLAS	10	14	0	7	31

**COWBOYS** - D.Prescott 1 yd. run (D.Bailey kick) (10-75, 5:30). **COWBOYS** - D.Bailey 49 yd. Field Goal (9-44, 4:59). **COWBOYS** - L.Dunbar 1 yd. run (D.Bailey kick) (9-72, 4:09). **BEARS** - C.Barth 34 yd. Field Goal (7-59, 3:24). **COWBOYS** - A.Morris 3 yd. run (D.Bailey kick) (12-73, 7:09). **BEARS** - Z.Miller 2 yd. pass from B.Hoyer (C.Barth kick) (11-63, 4:54). **COWBOYS** - D.Bryant 17 yd. pass from D.Prescott (D.Bailey kick) (10-88, 6:35). **BEARS** - Z.Miller 6 yd. pass from B.Hoyer (C.Barth kick) (8-75, 2:34).

	Bears	Cowboys
First downs	21	25
Total net yards	390	447
Rushes-yards	14-78	41-199
Att-comp-net	49-30-312	24-19-248
Times thrown-yds lost	1-5	0-0
Int-Total TDs	0-2	0-4
Punts - avg	4-39.8	3-46.7
Penalties-yards	6-45	4-45
Fumbles-lost	4-2	1-1
Time of possession	24:41	35:19

**RUSHING**

**BEARS** - J. Howard 9-45; J. Langford 3-31; B. Hoyer 2-2.  
**COWBOYS** - E. Elliott 30-140; D. Prescott 4-36, TD; A. Morris 5-19, TD; L. Whitehead 1-3; L. Dunbar 1-1, TD.

**RECEIVING**

**BEARS** - Z. Miller 8-78, 2 TDs; K. White 6-62; A. Jeffery 5-70; J. Howard 4-47; E. Royal 3-21; C. Meredith 2-24; J. Langford 2-15.  
**COWBOYS** - C. Beasley 7-73; T. Williams 4-88; D. Bryant 3-40; J. Witten 2-25; E. Elliott 2-20; A. Morris 1-2.

**PASSING**

**BEARS** - B. Hoyer 49-30-317, 2 TDs.  
**COWBOYS** - D. Prescott 24-19-248, TD.

**PUNT RETURNS**

**BEARS** - E. Royal 2-17.  
**COWBOYS** - L. Whitehead 1-3.

**KICKOFF RETURNS**

**BEARS** - D. Thompson 1-22.  
**COWBOYS** - L. Whitehead 1-25.

**INTERCEPTIONS**

**BEARS** - None.  
**COWBOYS** - None.

**SACKS**

**BEARS** - None.  
**COWBOYS** - None.



**Game 4**  
**Lions 14, Bears 17**  
 Soldier Field (60,841)  
 Sunday, October 2, 2016

DETROIT	0	3	3	8	14
CHICAGO	7	0	7	3	22

**BEARS** - E. Royal 4 yd. pass from B.Hoyer (C.Barth kick) (10-83, 5:02). **LIONS** - M.Prater 50 yd. Field Goal (9-31, 4:11). **LIONS** - M.Prater 21 yd. Field Goal (13-66, 7:42). **BEARS** - Z.Miller 6 yd. pass from B.Hoyer (C.Barth kick) (6-75, 3:44). **BEARS** - C.Barth 25 yd. Field Goal (11-73, 5:51). **LIONS** - A.Roberts 85 yd. punt return (M.Stafford-G.Tate pass).

	Lions	Bears
First downs	16	23
Total net yards	263	408
Rushes-yards	18-66	29-114
Att-comp-net	36-23-197	36-28-294
Times thrown-yds lost	2-16	2-8
Int-Total TDs	2-1	0-1
Punts - avg	5-49.0	4-49.0
Penalties-yards	10-76	8-55
Fumbles-lost	0-0	0-0
Time of possession	26:46	33:14

**RUSHING**

**LIONS** - T. Riddick 11-31; M. Stafford 2-17; Z. Zenner 3-12; D. Washington 2-6.  
**BEARS** - J. Howard 23-111; J. Bell 3-6; B. Hoyer 3-(-3).

**RECEIVING**

**LIONS** - A. Boldin 6-31; M. Jones 5-74; E. Ebron 4-42; T. Riddick 4-27; Z. Zenner 1-22; D. Washington 1-8; A. Roberts 1-8; G. Tate 1-1.  
**BEARS** - E. Royal 7-111, TD; K. White 6-55; C. Meredith 4-28; A. Jeffery 3-46; Z. Miller 3-31; J. Howard 3-21; L. Paulsen 2-10.

**PASSING**

**LIONS** - M. Stafford 36-23-213, 2 INTs.  
**BEARS** - B. Hoyer 36-28-302, 2 TDs.

**PUNT RETURNS**

**LIONS** - A. Roberts 2-100, TD.  
**BEARS** - E. Royal 3-17.

**KICKOFF RETURNS**

**LIONS** - A. Roberts 3-71.  
**BEARS** - D. Thompson 1-29.

**INTERCEPTIONS**

**LIONS** - None.  
**BEARS** - J. Glenn 1-21; D. Hall 1-0.

**SACKS**

**LIONS** - D. Slay 1-7; K. Hyder 1-1.  
**BEARS** - A. Hicks 1-7; C. Washington 1-9.

YEAR-IN-REVIEW



**Game 5**  
**Bears 23, Colts 29**  
 Lucas Oil Stadium (66,622)  
 Sunday, October 9, 2016

<b>CHICAGO</b>	3	10	0	10	23
<b>INDIANAPOLIS</b>	3	13	3	10	29

**BEARS** - C.Barth 35 yd. Field Goal (12-51, 6:36). COLTS - A.Vinatieri 54 yd. Field Goal (8-45, 3:14). COLTS - D.Allen 1 yd. pass from A.Luck (A.Vinatieri kick) (12-80, 5:44). BEARS - C.Barth 49 yd. Field Goal (8-44, 4:36). COLTS - A.Vinatieri 53 yd. Field Goal (6-27, 2:14). BEARS - C.Meredith 14 yd. pass from B.Hoyer (C.Barth kick) (5-75, 2:33). COLTS - A.Vinatieri 26 yd. Field Goal (11-67, 3:24). COLTS - A.Vinatieri 41 yd. Field Goal (11-45, 5:08). BEARS - C.Barth 24 yd. Field Goal (9-78, 4:15). BEARS - J.Howard 21 yd. pass from B.Hoyer (C.Barth kick) (9-96, 4:45). COLTS - T.Hilton 35 yd. pass from A.Luck (A.Vinatieri kick) (6-82, 3:21). COLTS - A.Vinatieri 46 yd. Field Goal (4-1, 1:01).

	<b>Bears</b>	<b>Colts</b>
<b>First downs</b> .....	25	20
<b>Total net yards</b> .....	522	396
<b>Rushes-yards</b> .....	19-125	21-98
<b>Att-comp-net</b> .....	44-33-397	39-28-298
<b>Times thrown-yds lost</b> .....	0-0	5-24
<b>Int-Total TDs</b> .....	0-2	0-2
<b>Punts - avg</b> .....	2-46.0	3-56.7
<b>Penalties-yards</b> .....	10-80	9-68
<b>Fumbles-lost</b> .....	3-1	2-0
<b>Time of possession</b> .....	30:05	29:55

**RUSHING**

**BEARS** - J. Howard 16-118; C. Meredith 1-6; K. Carey 1-2; B. Hoyer 1-(-1).

**COLTS** - F. Gore 14-75; A. Luck 5-13; Q. Bray 1-7; J. Ferguson 1-3.

**RECEIVING**

**BEARS** - C. Meredith 9-130, TD; Z. Miller 7-73; E. Royal 7-43; A. Jeffery 5-77; J. Howard 3-45, TD; K. Carey 1-15; J. Bellamy 1-14.

**COLTS** - T. Hilton 10-171, TD; D. Allen 6-50, TD; C. Rodgers 3-24; Q. Bray 2-29; P. Dorsett 2-26; J. Ferguson 2-10; J. Doyle 2-8; F. Gore 1-4.

**PASSING**

**BEARS** - B. Hoyer 43-33-397, 2 TDs.

**COLTS** - A. Luck 39-28-322, 2 TDs.

**PUNT RETURNS**

**BEARS** - None.

**COLTS** - Q. Bray 1-20.

**KICKOFF RETURNS**

**BEARS** - D. Thompson 3-73.

**COLTS** - Q. Bray 2-52; J. Todman 1-21.

**INTERCEPTIONS**

**BEARS** - None.

**COLTS** - None.

**SACKS**

**BEARS** - W. Young 3-13; J. Bullard 1-3; A. Hicks 1-8.

**COLTS** - None.



**Game 6**  
**Jaguars 17, Bears 16**  
 Soldier Field (61,054)  
 Sunday, October 16, 2016

<b>JACKSONVILLE</b>	0	0	0	17	17
<b>CHICAGO</b>	0	10	3	3	16

**BEARS** - C.Barth 36 yd. Field Goal (11-58, 5:30). BEARS - J.Howard 1 yd. run (C.Barth kick) (16-86, 7:31). BEARS - C.Barth 24 yd. Field Goal (11-74, 5:43). JAGUARS - C.Ivory 1 yd. run (J.Myers kick) (5-75, 2:03). BEARS - C.Barth 32 yd. Field Goal (6-14, 3:06). JAGUARS - J.Myers 30 yd. Field Goal (11-63, 3:29). JAGUARS - A.Benn 51 yd. pass from B.Bortles (J.Myers kick) (4-78, 0:29).

	<b>Jaguars</b>	<b>Bears</b>
<b>First downs</b> .....	20	22
<b>Total net yards</b> .....	317	389
<b>Rushes-yards</b> .....	20-54	27-92
<b>Att-comp-net</b> .....	33-20-263	49-30-297
<b>Times thrown-yds lost</b> .....	2-8	1-5
<b>Int-Total TDs</b> .....	1-2	0-1
<b>Punts - avg</b> .....	5-55.0	6-43.5
<b>Penalties-yards</b> .....	5-50	10-87
<b>Fumbles-lost</b> .....	1-1	1-0
<b>Time of possession</b> .....	24:13	35:47

**RUSHING**

**JAGUARS** - C. Ivory 11-32, TD; T. Yeldon 6-21; B. Bortles 3-1.

**BEARS** - K. Carey 9-50; J. Howard 15-34; J. Bellamy 1-7; P. Lasike 1-1; B. Hoyer 1-0.

**RECEIVING**

**JAGUARS** - M. Lee 6-61; A. Hurns 5-74; A. Robinson; 3-49; J. Thomas 2-28; C. Ivory 2-3; A. Benn 1-51, TD; T. Yeldon 1-5.

**BEARS** - C. Meredith 11-113; A. Jeffery 7-93; Z. Miller 6-36; E. Royal 4-54; J. Howard 2-6.

**PASSING**

**JAGUARS** - B. Bortles 33-20-271, TD, INT.

**BEARS** - B. Hoyer 49-30-302.

**PUNT RETURNS**

**JAGUARS** - M. Lee 1-3.

**BEARS** - E. Royal 3-14.

**KICKOFF RETURNS**

**JAGUARS** - M. Lee 1-26

**BEARS** - None.

**INTERCEPTIONS**

**JAGUARS** - None.

**BEARS** - T. Porter 1-25.

**SACKS**

**JAGUARS** - Y. Ngakoue 1-5.

**BEARS** - W. Young 2-8.



**Game 7**  
**Bears 10, Packers 26**  
 Lambeau Field (78,217)  
 Thursday, October 20, 2016

CHICAGO	0	3	7	0	10
GREEN BAY	3	3	7	13	26

**PACKERS** - M.Crosby 32 yd. Field Goal (13-53, 5:19). BEARS - C.Barth 39 yd. Field Goal (9-54, 4:38). **PACKERS** - M.Crosby 40 yd. Field Goal (10-53, 1:39). BEARS - L.Floyd fumble recovery in end zone (C.Barth kick). **PACKERS** - D.Adams 5 yd. pass from A.Rodgers (M.Crosby kick) (13-85, 5:19). **PACKERS** - D.Adams 4 yd. pass from A.Rodgers (M.Crosby kick) (8-88, 4:40). **PACKERS** - R.Cobb 2 yd. pass from A.Rodgers (kick failed, wr) (13-74, 8:33).

	Bears	Packers
First downs	13	32
Total net yards	189	403
Rushes-yards	18-69	23-103
Att-comp-net	26-10-120	56-39-303
Times thrown-yds lost	1-10	2-23
Int-Total TDs	2-1	0-3
Punts - avg	5-45.0	1-46.0
Penalties-yards	10-108	9-56
Fumbles-lost	0-0	2-1
Time of possession	20:24	39:36

**RUSHING**

**BEARS** - K. Carey 10-48; J. Howard 7-22; 1-(-1).  
**PACKERS** - T. Montgomery 9-60; R. Cobb 5-21; A. Ripkowski 3-8; A. Rodgers 2-7; D. Jackson 2-6; K. Davis 2-1.

**RECEIVING**

**BEARS** - A. Jeffery 3-33; Z. Miller 2-40; J. Bellamy 2-32; C. Meredith 1-12; K. Carey 1-9; D. Thompson; 1-4.  
**PACKERS** - D. Adams 13-132, 2 TDs; R. Cobb 11-95, TD; T. Montgomery 10-66; J. Janis 2-9; J. Nelson 1-9; A. Ripkowski 1-8; R. Rodgers 1-7.

**PASSING**

**BEARS** - M. Barkley 15-6-81, 2 INTs; B. Hoyer 11-4-49.  
**PACKERS** - 56-39-326, 3 TDs.

**PUNT RETURNS**

**BEARS** - None.  
**PACKERS** - T. Davis 1-6.

**KICKOFF RETURNS**

**BEARS** - D. Thompson 2-28.  
**PACKERS** - K. Davis 1-18; J. Janis 1-17.

**INTERCEPTIONS**

**BEARS** - None.  
**PACKERS** - B. Martinez 1-4; N. Perry 1-0.

**SACKS**

**BEARS** - L. Floyd 2-23.  
**PACKERS** - N. Perry 1-10.



**Game 8**  
**Vikings 10, Bears 20**  
 Soldier Field (60,422)  
 Monday, October 31, 2016

MINNESOTA	0	3	0	7	10
CHICAGO	3	10	7	0	20

**BEARS** - C.Barth 30 yd. Field Goal (7-81, 3:40). **BEARS** - C.Barth 28 yd. Field Goal (8-64, 3:33). **BEARS** - J.Howard 2 yd. run (C.Barth kick) (6-43, 3:36). **VIKINGS** - B.Walsh 30 yd. Field Goal (15-59, 7:24). **BEARS** - A.Jeffery 11 yd. pass from J.Cutler (C.Barth kick) (11-75, 5:08). **VIKINGS** - S.Diggs 25 yd. pass from S.Bradford (B.Walsh kick) (10-83, 3:10).

	Vikings	Bears
First downs	15	19
Total net yards	258	403
Rushes-yards	18-57	29-158
Att-comp-net	37-23-201	31-20-245
Times thrown-yds lost	5-27	1-7
Int-Total TDs	0-1	0-2
Punts - avg	7-44.1	5-44.4
Penalties-yards	1-10	2-20
Fumbles-lost	2-0	0-0
Time of possession	27:19	32:41

**RUSHING**

**VIKINGS** - M. Asiata 14-42; R. Hillman 4-15.  
**BEARS** - J. Howard 26-153, TD; K. Carey 2-3; J. Cutler 1-2.

**RECEIVING**

**VIKINGS** - S. Diggs 8-76, TD; K. Rudolph 5-31; A. Thielen 3-40; C. Patterson 3-36; M. Asiata 2-36; R. Hillman 2-9.  
**BEARS** - Miller 7-88; A. Jeffery 4-63, TD; J. Howard 4-49; C. Meredith 1-24; J. Langford 1-11; B. Braunecker 1-8; L. Paulsen 1-5; J. Bellamy 1-4.

**PASSING**

**VIKINGS** - S. Bradford 37-23-228, TD.  
**BEARS** - J. Cutler 31-20-252, TD.

**PUNT RETURNS**

**VIKINGS** - S. Diggs 2-11; A. Thielen 1-4.  
**BEARS** - C. LeBlanc 3-26.

**KICKOFF RETURNS**

**VIKINGS** - C. Patterson 2-36.  
**BEARS** - D. Thompson 1-7.

**INTERCEPTIONS**

**VIKINGS** - None.  
**BEARS** - None.

**SACKS**

**VIKINGS** - E. Griffin 1-7.  
**BEARS** - A. Hicks 2-16; L. Floyd 1-5; P. McPhee 1-3; C. Washington 1-3.



**Game 9**  
**Bears 10, Buccaneers 36**  
 Raymond James Stadium (62,898)  
 Sunday, November 13, 2016

<b>CHICAGO</b>	3	7	0	0	10
<b>TAMPA BAY</b>	7	10	12	7	36

**BUCCANEERS** - C.Conte 20 yd. Interception return (R.Aguayo kick). **BEARS** - C.Barth 54 yd. Field Goal (6-28, 2:52). **BUCCANEERS** - C.Brake 10 yd. pass from J.Winston (R.Aguayo kick) (4-29, 2:04). **BUCCANEERS** - R.Aguayo 30 yd. Field Goal (8-41, 1:14). **BEARS** - C.Meredith 50 yd. pass from J.Cutler (C.Barth kick) (4-83, 0:31). **BUCCANEERS** - F.Martino 43 yd. pass from J.Winston (R.Aguayo kick) (4-77, 1:55). **BUCCANEERS** - R.Aguayo 27 yd. Field Goal (11-52, 5:58). **BUCCANEERS** - J.Cutler fumble forced by R.Ayers out of bounds in end zone for a Safety. **BUCCANEERS** - D.Martin 1 yd. run (R.Aguayo kick) (17-62, 9:56).

	<b>Bears</b>	<b>Buccaneers</b>
<b>First downs</b> .....	15	22
<b>Total net yards</b> .....	283	360
<b>Rushes-yards</b> .....	20-122	31-80
<b>Att-comp-net</b> .....	30-16-161	33-23-280
<b>Times thrown-yds lost</b> .....	4-21	4-32
<b>Int-Total TDs</b> .....	2-1	1-4
<b>Punts - avg</b> .....	5-43.6	5-42.8
<b>Penalties-yards</b> .....	9-74	9-85
<b>Fumbles-lost</b> .....	3-2	0-0
<b>Time of possession</b> .....	22:51	37:09

**RUSHING**

**BEARS** - J. Howard 15-100; J. Langford 2-16; J. Cutler 1-7; K. Carey 2-(-1).

**BUCCANEERS** - P. Barber 12-38; D. Martin 16-33, TD; M. James 2-7; A. Humphries 1-2.

**RECEIVING**

**BEARS** - A. Jeffery 4-47; Z. Miller 4-32; J. Langford 4-10; C. Meredith 1-50, TD; E. Royal 1-24; K. Carey 1-16; P. Lasike 1-3.

**BUCCANEERS** - C. Brake 7-84, TD; A. Humphries 5-46; M. Evans - 4-66; C. Shorts 2-38; F. Martino 1-43, TD; D. Martin 1-13; L. Stocker 1-11; B. Myers 1-6; M. James 1-5.

**PASSING**

**BEARS** - J. Cutler 30-16-182, TD, 2 INTs.

**BUCCANEERS** - J. Winston 33-23-312, 2 TDs, INT.

**PUNT RETURNS**

**BEARS** - E. Royal 2-(-3).

**BUCCANEERS** - A. Humphries 1-5.

**KICKOFF RETURNS**

**BEARS** - D. Thompson 3-54.

**BUCCANEERS** - R. Smith 1-22; A. Humphries 1-9.

**INTERCEPTIONS**

**BEARS** - H. Jones-Quartey 1-0.

**BUCCANEERS** - C. Conte 1-20, TD; B. Grimes 1-1.

**SACKS**

**BEARS** - L. Floyd 1.5-9; P. McPhee 1-15; E. Goldman 1-6; W. Young 0.5-2.

**BUCCANEERS** - R. Ayers 1.5-6.5; N. Spence 1-6; C. McDonald 1-5; G. McCoy 0.5-3.5.



**Game 10**  
**Bears 16, Giants 22**  
 MetLife Stadium (78,898)  
 Sunday, November 20, 2016

<b>CHICAGO</b>	9	7	0	0	16
<b>NEW YORK</b>	6	3	13	0	22

**BEARS** - Z. Miller 19 yd. pass from J.Cutler (kick failed, wr) (9-76, 5:14). **GIANTS** - R.Jennings 2 yd. run (kick failed, hlu) (11-78, 5:42). **BEARS** - C.Barth 40 yd. Field Goal (7-39, 3:40). **BEARS** - J.Langford 1 yd. run (C.Barth kick) (8-79, 4:35). **GIANTS** - R.Gould 46 yd. Field Goal (14-57, 5:02). **GIANTS** - W.Tye 9 yd. pass from E.Manning (R.Gould kick) (9-56, 3:56). **GIANTS** - S.Shepard 15 yd. pass from E.Manning (kick failed, wl) (7-79, 3:15).

	<b>Bears</b>	<b>Giants</b>
<b>First downs</b> .....	17	19
<b>Total net yards</b> .....	315	329
<b>Rushes-yards</b> .....	25-93	29-102
<b>Att-comp-net</b> .....	30-17-222	36-21-227
<b>Times thrown-yds lost</b> .....	4-30	0-0
<b>Int-Total TDs</b> .....	1-2	0-3
<b>Punts - avg</b> .....	6-48.2	6-44.5
<b>Penalties-yards</b> .....	5-40	4-35
<b>Fumbles-lost</b> .....	2-0	2-0
<b>Time of possession</b> .....	30:29	29:31

**RUSHING**

**BEARS** - J. Howard 17-77; J. Langford 6-8, TD; P. Lasike 1-5; J. Cutler 1-3.

**GIANTS** - R. Jennings 21-85, TD; P. Perkins 4-16; E. Manning 4-1.

**RECEIVING**

**BEARS** - C. Meredith 4-49; Z. Miller 3-61, TD; J. Langford 3-30; J. Bellamy 2-32; E. Royal 2-13; M. Wilson 1-35; J. Howard 1-22; D. Thompson 1-10.

**GIANTS** - S. Shepard 5-50, TD; O. Beckham 5-46; R. Jennings 5-44; P. Perkins 2-19; W. Tye 2-12 TD; V. Cruz 1-48; R. Lewis 1-8.

**PASSING**

**BEARS** - J. Cutler 30-17-252, TD, INT.

**GIANTS** - E. Manning 36-21-227, 2TDs.

**PUNT RETURNS**

**BEARS** - E. Royal 3-12.

**GIANTS** - D. Harris 3-14.

**KICKOFF RETURNS**

**BEARS** - D. Thompson 4-116.

**GIANTS** - D. Harris 3-85.

**INTERCEPTIONS**

**BEARS** - None.

**GIANTS** - L. Collins 1-3.

**SACKS**

**BEARS** - None.

**GIANTS** - J. Pierre-Paul 2.5-19; O. Vernon 1-8; J. Hankins 0.5-3.



**Game 11**  
**Titans 27, Bears 21**  
 Soldier Field (59,494)  
 Sunday, November 27, 2016

TENNESSEE	7	14	3	3	27
CHICAGO	7	0	0	14	21

**BEARS** - D.Brown 7 yd. pass from M.Barkley (C.Barth kick) (13-84, 5:47). **TITANS** - D.Henry 11 yd. run (R.Succop kick) (7-75, 4:23). **TITANS** - D.Walker 4 yd. pass from M.Mariota (R.Succop kick) (8-64, 5:00). **TITANS** - R.Matthews 29 yd. pass from M.Mariota (R.Succop kick) (5-65, 1:00). **TITANS** - R.Succop 19 yd. Field Goal (11-79, 6:29). **TITANS** - R.Succop 31 yd. Field Goal (7-35, 3:13). **BEARS** - M.Wilson 8 yd. pass from M.Barkley (C.Barth kick) (14-75, 5:22). **BEARS** - D.Thompson 50 yd. pass from M.Barkley (C.Barth kick) (13-69, 3:29).

	Titans	Bears
First downs	18	25
Total net yards	375	411
Rushes-yards	29-149	22-95
Att-comp-net	23-15-226	54-28-316
Times thrown-yds lost	0-0	0-0
Int-Total TDs	0-3	2-3
Punts - avg	4-44.3	4-45.5
Penalties-yards	6-118	7-48
Fumbles-lost	1-0	2-0
Time of possession	29:25	30:35

**RUSHING**

**TITANS** - D. Henry 8-60, TD; M. Mariota 4-46; D. Murray 17-43.

**BEARS** - J. Howard 18-84; K. Carey 1-6; J. Langford 1-5; M. Barkley 2-0.

**RECEIVING**

**TITANS** - D. Murray 5-41; R. Matthews 3-64, TD; D. Walker 3-50, TD; H. Douglas 2-60; T. Sharpe 2-11.

**BEARS** - M. Wilson 8-125, TD; D. Thompson 5-44, TD; J. Bellamy 4-41; J. Howard 3-43; D. Brown 3-24, TD; C. Meredith 2-19; B. Braunecker 1-14; K. Carey 1-12; E. Royal 1-(-6).

**PASSING**

**TITANS** - M. Mariota 23-15-226, 2 TDs.

**BEARS** - M. Barkley 54-28-316, 3 TDs, 2 INTs.

**PUNT RETURNS**

**TITANS** - M. Mariani 1-8.

**BEARS** - E. Royal 1-4.

**KICKOFF RETURNS**

**TITANS** - K. Wright 2-28.

**BEARS** - K. Carey 1-22; D. Thompson 1-17.

**INTERCEPTIONS**

**TITANS** - W. Woodyard 1-21; D. Searcy 1-0.

**BEARS** - None.

**SACKS**

**TITANS** - None.

**BEARS** - None.



**Game 12**  
**49ers 6, Bears 26**  
 Soldier Field (59,782)  
 Sunday, December 4, 2016

SAN FRANCISCO	0	6	0	0	6
CHICAGO	0	7	14	5	26

**49ers** - P.Dawson 31 yd. Field Goal (4-6, 2:12). **49ers** - P.Dawson 28 yd. Field Goal (9-27, 4:51). **BEARS** - J.Howard 1 yd. run (C.Barth kick) (8-81, 1:25). **BEARS** - J.Howard 2 yd. run (C.Barth kick) (10-75, 5:28). **BEARS** - J.Howard 5 yd. run (C.Barth kick) (4-59, 2:13). **BEARS** - C.Barth 45 yd. Field Goal (7-37, 3:19). **BEARS** - B.Gabbert sacked in end zone by L.Floyd for a Safety.

	49ers	Bears
First downs	10	19
Total net yards	147	326
Rushes-yards	34-141	40-142
Att-comp-net	15-5-6	18-11-184
Times thrown-yds lost	6-33	1-8
Int-Total TDs	0-0	0-3
Punts - avg	8-38.5	6-38.8
Penalties-yards	11-106	5-40
Fumbles-lost	1-0	2-1
Time of possession	28:42	31:18

**RUSHING**

**49ERS** - C. Hyde 20-92; C. Kaepernick 6-20; S. Draughn 5-20; D. Harris 2-8; B. Gabbert 1-1.

**BEARS** - J. Howard 32-117, 3 TDs; J. Bellamy 1-12; K. Carey 2-8; M. Barkley 4-3; J. Langford 1-2.

**RECEIVING**

**49ERS** - V. McDonald 2-9; J. Kerley 1-18; C. Hyde 1-6; C. Harper 1-6.

**BEARS** - J. Bellamy 4-93; C. Meredith 3-67; D. Thompson 2-19; D. Brown 2-13.

**PASSING**

**49ERS** - B. Gabbert 10-4-35; C. Kaepernick 5-1-4.

**BEARS** - M. Barkley 18-11-192.

**PUNT RETURNS**

**49ERS** - D. Johnson 1-25.

**BEARS** - B. Callahan 1-3.

**KICKOFF RETURNS**

**49ERS** - J. Shepherd 3-57.

**BEARS** - D. Thompson 1-28; P. Lasike 1-5; B. Callahan.

**INTERCEPTIONS**

**49ERS** - J. Ward 1-29, TD.

**BEARS** - None.

**SACKS**

**49ERS** - A. Brooks 1-8.

**BEARS** - A. Hicks 2-7; L. Floyd 2-8; E. Goldman 1-5; W. Young 1-13.

YEAR-IN-REVIEW



**Game 13**  
**Bears 17, Lions 20**  
 Ford Field (61,726)  
 Sunday, December 11, 2016

<b>CHICAGO</b>	3	0	7	7	17
<b>DETROIT</b>	0	10	3	7	20

**BEARS** - C.Barth 38 yd. Field Goal (12-60, 7:17). **LIONS** - M.Prater 29 yd. Field Goal (12-74, 6:58). **LIONS** - A.Boldin 16 yd. pass from M.Stafford (M.Prater kick) (10-81, 2:07). **LIONS** - M.Prater 54 yd. Field Goal (10-44, 6:04). **BEARS** - C.Meredith 31 yd. pass from M.Barkley (C.Barth kick) (4-75, 2:16). **BEARS** - C.LeBlanc 24 yd. interception return (C.Barth kick). **LIONS** - M.Stafford 7 yd. run (M.Prater kick) (7-76, 3:50).

	<b>Bears</b>	<b>Lions</b>
<b>First downs</b> .....	16	25
<b>Total net yards</b> .....	296	323
<b>Rushes-yards</b> .....	17-92	28-114
<b>Att-comp-net</b> .....	32-20-204	35-21-209
<b>Times thrown-yds lost</b> .....	1-8	3-14
<b>Int-Total TDs</b> .....	0-2	2-2
<b>Punts - avg</b> .....	4-47.0	2-51.0
<b>Penalties-yards</b> .....	11-139	7-55
<b>Fumbles-lost</b> .....	0-0	0-0
<b>Time of possession</b> .....	25:43	34:17

**RUSHING**

**BEARS** - J. Howard 13-86; J. Langford 3-4; K. Carey 1-2.  
**LIONS** - D. Washington 16-64; Z. Zenner 7-36; M. Stafford 4-15, TD; G. Tate 1(-1).

**RECEIVING**

**BEARS** - C. Meredith 6-72, TD; D. Brown 6-42; J. Bellamy 3-45; D. Thompson 2-28; J. Howard 2-24; J. Langford 1-1.  
**LIONS** - G. Tate 6-58; M. Jones 4-67; E. Ebron 4-32; A. Boldin 3-49, TD; Z. Zenner 2-9; D. Washington 1-10; J. Bell 1(-2).

**PASSING**

**BEARS** - M. Barkley 32-20-212, TD.  
**LIONS** - M. Stafford 35-21-223, TD, 2 INTs.

**PUNT RETURNS**

**BEARS** - None.  
**LIONS** - A. Roberts 1-7.

**KICKOFF RETURNS**

**BEARS** - D. Thompson 2-44.  
**LIONS** - A. Roberts 2-49.

**INTERCEPTIONS**

**BEARS** - C. LeBlanc 1-24 TD; D. Hurst 1-0.  
**LIONS** - None.

**SACKS**

**BEARS** - N. Kwiatkoski 1-0; A. Hicks 1-11; M. Unrein 1-3.  
**LIONS** - K. Hyder 1-8.



**Game 14**  
**Packers 30, Bears 27**  
 Soldier Field (61,137)  
 Sunday, December 18, 2016

<b>GREEN BAY</b>	7	3	17	3	30
<b>CHICAGO</b>	0	10	0	17	27

**PACKERS** - T.Montgomery 4 yd. run (M.Crosby kick) (9-73, 5:03). **BEARS** - C.Barth 26 yd. Field Goal (10-64, 5:12). **BEARS** - J.Bellamy 10 yd. pass from M.Barkley (C.Barth kick) (4-55, 2:08). **PACKERS** - M.Crosby 34 yd. Field Goal (9-69, 1:44). **PACKERS** - M.Crosby 18 yd. Field Goal (6-16, 3:43). **PACKERS** - T.Montgomery 3 yd. run (M.Crosby kick) (7-58, 4:35). **PACKERS** - C. Michael 42 yd. run (M.Crosby kick) (2-45, 0:52). **BEARS** - A.Jeffery 8 yd. pass from M.Barkley (C.Barth kick) (6-75, 2:36). **BEARS** - J.Howard 9 yd. run (C.Barth kick) (9-78, 3:37). **BEARS** - C.Barth 22 yd. Field Goal (14-75, 4:23). **PACKERS** - M.Crosby 32 yd. Field Goal (5-59, 1:19).

	<b>Packers</b>	<b>Bears</b>
<b>First downs</b> .....	20	29
<b>Total net yards</b> .....	451	449
<b>Rushes-yards</b> .....	23-226	19-95
<b>Att-comp-net</b> .....	31-19-225	43-30-354
<b>Times thrown-yds lost</b> .....	4-27	1-8
<b>Int-Total TDs</b> .....	0-3	3-3
<b>Punts - avg</b> .....	4-42.0	2-44.0
<b>Penalties-yards</b> .....	8-64	6-40
<b>Fumbles-lost</b> .....	0-0	1-1
<b>Time of possession</b> .....	32:47	27:13

**RUSHING**

**PACKERS** - T. Montgomery 16-162, 2 TDs; C. Michael 4-45, TD; A. Rodgers 3-19.  
**BEARS** - J. Howard 17-90, TD; J. Langford 1-4; K. Carey 1-1.

**RECEIVING**

**PACKERS** - J. Nelson 7-124; J. Cook 6-85; D. Adams 2-25; T. Montgomery 2-1; R. Rodgers 1-10; G. Allison 1-7.  
**BEARS** - C. Meredith 9-104; 8-110; A. Jeffery 6-89, TD; J. Howard 4-23; J. Langford 1-18; J. Bellamy 1-10 TD; D. Brown 1-8.

**PASSING**

**PACKERS** - A. Rodgers 31-19-252.  
**BEARS** - M. Barkley 43-30-362, 2 TD, 3 INTs.

**PUNT RETURNS**

**PACKERS** - M. Hyde 1-2.  
**BEARS** - C. LeBlanc 2-17.

**KICKOFF RETURNS**

**PACKERS** - D. Thompson 5-153.  
**BEARS** - S. Diggins 1-22.

**INTERCEPTIONS**

**PACKERS** - H. Clinton-Dix 2-43; M. Hyde 1-0.  
**BEARS** - None.

**SACKS**

**PACKERS** - J. Peppers 1-8.  
**BEARS** - D. Hurst 1-11; P. McPhee 2-16; C. Wilson 1-0.





**Game 15**  
**Redskins 41, Bears 21**  
 Soldier Field (57,953)  
 Saturday, December 24, 2016

WASHINGTON	14	10	7	10	41
CHICAGO	0	14	0	7	21

**REDSKINS** - C.Thompson 7 yd. run (D.Hopkins kick) (8-65, 3:35). **REDSKINS** - C.Thompson 17 yd. pass from K.Cousins (D.Hopkins kick) (5-80, 2:25). **REDSKINS** - D.Hopkins 29 yd. Field Goal (9-88, 4:40). **BEARS** - J.Langford 1 yd. run (C.Barth kick) (8-75, 3:47). **REDSKINS** - K.Cousins 9 yd. run (D.Hopkins kick) (9-91, 4:39). **BEARS** - C.Meredith 21 yd. pass from M.Barkley (C.Barth kick) (4-75, 1:07). **REDSKINS** - K.Cousins 1 yd. run (D.Hopkins kick) (13-55, 6:37). **REDSKINS** - D.Hopkins 20 yd. Field Goal (4-8, 1:43). **BEARS** - D.Thompson 3 yd. pass from M.Barkley (C.Barth kick) (11-85, 5:05).

	Redskins	Bears
First downs	21	31
Total net yards	478	458
Rushes-yards	35-208	26-140
Att-comp-net	29-18-270	40-24-318
Times thrown-yds lost	0-0	1-5
Int-Total TDs	0-5	5-3
Punts - avg	2-41.5	1-51.0
Penalties-yards	7-73	4-52
Fumbles-lost	0-0	0-0
Time of possession	32:35	27:25

**RUSHING**

**REDSKINS** - M. Brown 8-82, TD; R. Kelley 19-76; K. Cousins 5-30, 2 TDs; C. Thompson 3-20, TD.  
**BEARS** - J. Howard 18-119; J. Langford 7-119, TD; C. Prosniski 1-2.

**RECEIVING**

**REDSKINS** - D. Jackson 5-114; P. garcon 4-94; R. Grant 3-25; R. Kelley 2-6; C. Thompson 1-17; V. Davis 1-13; J. Crowder 1-3; M. Brown 1-(-2).  
**BEARS** - C. Meredith 9-135, TD; A. Jeffery 5-92; D. Thompson 3-34, TD; D. Brown 2-19; B. Braunecker 2-19; J. Bellamy 1-11; J. Howard 1-9; J. Langford 1-4.

**PASSING**

**REDSKINS** - K. Cousins 29-18-270, TD.  
**BEARS** - M. Barkley 40-24-323, 2 TD, 5 INTs.

**PUNT RETURNS**

**REDSKINS** - None.  
**BEARS** - B. Addison 1-3.

**KICKOFF RETURNS**

**REDSKINS** - B. Breeland 1-18.  
**BEARS** - D. Thompson 2-47; B. Addison 1-18.

**INTERCEPTIONS**

**REDSKINS** - J. Norman 2-37; B. Breeland 2-6; W. Blackmon 1-79.  
**BEARS** - None.

**SACKS**

**REDSKINS** - P. Smith 1-5.  
**BEARS** - None.



**Game 16**  
**Bears 10, Vikings 38**  
 U.S. Bank Stadium (66,808)  
 Sunday, January 1, 2017

CHICAGO	0	10	0	0	10
MINNESOTA	7	17	0	14	38

**VIKINGS** - J. McKinnon 16 yd. pass from S.Bradford (K.Forbath kick) (6-70, 3:24). **VIKINGS** - K.Forbath 21 yd. Field Goal (14-93, 7:33). **VIKINGS** - K.Rudolph 22 yd. pass from S.Bradford (K.Forbath kick) (3-35, 1:22). **BEARS** - M.Barkley 2 yd. pass from C.Meredith (C.Barth kick) (17-85, 7:56). **VIKINGS** - J.Wright 1 yd. pass from S.Bradford (K.Forbath kick) (5-21, 0:42). **BEARS** - C.Barth 29 yd. Field Goal (2-31, 0:18). **VIKINGS** - J. McKinnon 10 yd. run (K.Forbath kick) (4-40, 1:56). **VIKINGS** - E.Griffen 20 yd. fumble return (K.Forbath kick).

	Bears	Vikings
First downs	19	21
Total net yards	323	374
Rushes-yards	37-183	28-124
Att-comp-net	20-13-140	34-25-250
Times thrown-yds lost	2-9	0-0
Int-Total TDs	2-1	1-5
Punts - avg	3-47.7	2-32.0
Penalties-yards	6-49	2-15
Fumbles-lost	4-3	0-0
Time of possession	29:48	30:12

**RUSHING**

**BEARS** - J. Howard 23-135; J. Langford 10-26; J. Bellamy 2-18; B. Addison 1-4; D. Fales 1-0.  
**VIKINGS** - J. McKinnon 16-89, TD; S. Bradford 1-24; M. Asiata 8-14; S. Hill 3-(-3).

**RECEIVING**

**BEARS** - C. Meredith 4-61; J. Langford 3-41; D. Brown 2-18; B. Addison 1-11; A. Jeffery 1-10; M. Pruitt 1-6; M. Barkley 1-2, TD.  
**VIKINGS** - K. Rudolph 11-117, TD; J. Wright 5-24, TD; M. Asiata 3-31; J. McKinnon 3-21, TD; C. Patterson 1-39; C. Johnson 1-11; A. Thielen 1-7.

**PASSING**

**BEARS** - M. Barkley 14-10-125, 2 INT; D. Fales 5-2-22; C. Meredith 1-1-2, TD.  
**VIKINGS** - S. Bradford 33-25-250, 3 TDs, INT; S. Hill 1-0-0.

**PUNT RETURNS**

**BEARS** - None.  
**VIKINGS** - M. Sherels 2-45.

**KICKOFF RETURNS**

**BEARS** - D. Thompson 3-107.  
**VIKINGS** - C. Patterson 1-35.

**INTERCEPTIONS**

**BEARS** - C. LeBlanc 1-0.  
**VIKINGS** - X. Rhodes 1-4; T. Wayne 1-0.

**SACKS**

**BEARS** - None.  
**VIKINGS** - L. Joseph 1-4.5; D. Hunter 0.5-2, B. Robinson 0.5-2.5.

**NATIONAL FOOTBALL CONFERENCE**

	North Division					
	W	L	T	Pct.	PF	PA
Green Bay-y	10	6	0	.625	432	388
Detroit-x	9	7	0	.563	346	358
Minnesota	8	8	0	.500	327	307
Chicago	3	13	0	.188	279	399
<b>East Division</b>						
Dallas-z	13	3	0	.813	421	306
N.Y. Giants-x	11	5	0	.688	310	284
Washington	8	7	1	.531	396	383
Philadelphia	7	9	0	.438	367	331
<b>South Division</b>						
Atlanta-y	11	5	0	.688	540	406
Tampa Bay	9	7	0	.563	354	369
New Orleans	7	9	0	.438	469	454
Carolina	6	10	0	.375	369	402
<b>West Division</b>						
Seattle-y	10	5	1	.656	354	292
Arizona	7	8	1	.469	418	362
Los Angeles	4	12	0	.250	224	394
San Francisco	6	10	0	.375	369	480

x- clinched playoffs  
y- clinched division  
z- clinched conference

**AMERICAN FOOTBALL CONFERENCE**

	North Division					
	W	L	T	Pct.	PF	PA
Pittsburgh-y	11	5	0	.688	399	327
Baltimore	8	8	0	.500	343	321
Cincinnati	6	9	1	.406	325	315
Cleveland	1	15	0	.063	264	452
<b>East Division</b>						
New England-z	14	2	0	.875	441	250
Miami-x	10	6	0	.625	363	380
Buffalo	7	9	0	.438	399	378
N.Y. Jets	5	11	0	.313	275	409
<b>South Division</b>						
Houston-y	9	7	0	.563	279	328
Tennessee	9	7	0	.563	381	378
Indianapolis	8	8	0	.500	411	392
Jacksonville	3	13	0	.188	318	400
<b>West Division</b>						
Kansas City-y	12	4	0	.750	389	311
Oakland-x	12	4	0	.750	416	385
Denver	9	7	0	.563	333	297
San Diego	5	11	0	.313	410	423

**2016 NFL POSTSEASON**

Home team in CAPS

**NFC Wild Card Playoff Games**

Detroit 6, SEATTLE 26  
N.Y. Giants 13, GREEN BAY 38

**NFC Divisional Playoff Games**

Seattle 20, ATLANTA 36  
Green Bay 34, DALLAS 31

**NFC Championship Game**

Green Bay 21, ATLANTA 44

**AFC Wild Card Playoff Games**

Oakland 14, HOUSTON 27  
Miami 12, PITTSBURGH 30

**AFC Divisional Playoff Games**

Houston 16, NEW ENGLAND 34  
Pittsburgh 18, KANSAS CITY 16

**AFC Championship Game**

Pittsburgh 17, NEW ENGLAND 36

**PRO BOWL at Camping World Stadium, Orlando, Florida**

AFC 20, NFC 13

**SUPER BOWL LI at at NRG Stadium, Houston**

New England Patriots (AFC) 34, Atlanta Falcons (NFC) 28

- Kansas City is the AFC West champion over Oakland based on head to head (2-0).
- Houston is the AFC South champion over Tennessee based on division record (5-1 to the Titans' 2-4).
  - Tennessee is ahead of Denver based on head to head (1-0).
- Baltimore is ahead of Indianapolis based on conference record (7-5 to the Colts' 5-7).
- The New York Jets are ahead of San Diego based on common games (1-4 to the Chargers' 0-5).
  - Detroit is ahead of Tampa Bay based on common games (3-2 to the Buccaneers' 2-3).
  - New Orleans is ahead of Philadelphia based on conference record (6-6 to the Eagles' 5-7).



# RECORDS



## TEAM

**Won in Overtime:**

- By BEARS – 11/17/2013 vs. Baltimore (23-20)  
 By Opp. – 12/6/2015 vs. San Francisco (26-20)

**Won in Regulation by Scoring Go-Ahead Points in the Last 2 Minutes**

- By BEARS – 10/11/2015 at KC (18-17, M. Forte 7-yd TD pass from J. Cutler with :18 remaining)  
 By Opp. – 12/19/2016 vs. GB (30-27, M. Crosby 32-yd FG with 0:00 remaining)

**Sent Game to Overtime by Scoring in the Last Two Minutes of Regulation**

- By BEARS – 10/18/2014 at Detroit (R. Gould 29-yd FG with :00 remaining; DET won 37-34 in OT)  
 By Opp. – 12/6/2015 vs. SF (B. Gabbert 44-yd run/P.Dawson kick with 1:42 remaining; SF won 26-20 in OT)

**Shutout**

- By BEARS – 11/18/2010 at Miami (16-0)  
 By Opp. – 9/27/2015 at Seattle (26-0)

**Did Not Allow Opponent to Score a Touchdown (non-shutout)**

- By BEARS – 12/5/2016 vs. San Francisco (held San Francisco to 2 FGs; 26-6 CHI)  
 By Opp. – 12/28/2014 at Minnesota (held Chicago to 3 FGs; 13-9 MIN)

**Won By 20-or-More Points**

- By BEARS – 12/5/2016 vs. San Francisco (20 points; 26-6)  
 By Opp. – 1/1/2017 at Minnesota (28 points; 38-10)

**Won Game After Trailing by 20-or-More Points**

- By BEARS – 10/16/2006 at Arizona (24-23 after trailing 20-0 and 23-3)  
 By Opp. – 11/10/2002 vs. New England (33-30 after trailing 27-6)

**Won After Trailing at End of the 1st Quarter**

- By BEARS – 12/27/2015 at Tampa Bay (26-21 after trailing 7-0)  
 By Opp. – 12/11/2016 at Detroit (20-17 after trailing 3-0)

**Won After Trailing at Halftime**

- By BEARS – 11/9/2015 at San Diego (22-19 after trailing 16-7)  
 By Opp. – 11/20/2016 vs. New York Giants (22-16 after trailing 16-9)

**Won After Trailing at End of the 3rd Quarter**

- By BEARS – 12/27/2015 at Tampa Bay (26-21 after trailing 14-13)  
 By Opp. – 10/16/2016 vs. Jacksonville (17-16 after trailing 13-0)

**Won After Trailing By 10-Plus Points in 4th Quarter**

- By BEARS – 10/11/2015 at Kansas City (18-17 after trailing by 11, 17-6)  
 By Opp. – 10/16/2016 vs. Jacksonville (17-16 after trailing by 13, 13-0)

**Scored 20 or More Points in a Quarter**

- By BEARS – 12/4/2014 vs. Dallas (21 in 4th quarter; 41-28 DAL)  
 By Opp. – 12/4/2014 vs. Dallas (21 in 3rd quarter; 41-28 DAL)

**Scored 30 or More Points in a Half**

- By BEARS – 11/4/2012 at Tennessee (31 in 1st half; 51-20 CHI)  
 By Opp. – 11/9/2014 at Green Bay (42 in 1st half; 55-14 GB)

\* NFL Record

† Tied NFL Record

Regular-season games only



#### Scored Touchdowns on Offense and Defense

- By BEARS – 12/11/2016 at Detroit (1 offense; 1 defense; 20-17 DET)  
 By Opp. – 1/1/2017 at Minnesota (4 offense; 1 defense; 38-10 MIN)

#### Scored Touchdowns on Offense, Defense and Special Teams

- By BEARS – 11/4/2012 at Tennessee (4 offense; 1 defense; 1 special teams; 51-20 CHI)  
 By Opp. – 9/20/2015 vs. Arizona (5 offense; 1 defense; 1 special teams; 48-23 ARZ)

#### Won on Monday Night Football

- By BEARS – 10/31/2016 vs. Minnesota (20-10 on ESPN's Monday Night Football)  
 By Opp. – 9/19/2016 vs. Philadelphia (29-14 on ESPN's Monday Night Football)

#### Won on Sunday Night Football

- By BEARS – 9/14/2014 at San Francisco (28-20 on NBC's Sunday Night Football)  
 By Opp. – 9/25/2016 at Dallas (29-14 on NBC's Sunday Night Football)

#### Won on Thursday Night Football

- By BEARS – 11/26/2015 at Green Bay (17-13 CHI on NBC's Thursday Night Football)  
 By Opp. – 10/20/2016 at Green Bay (26-10 on NFLN's Thursday Night Football)

#### No Turnovers

- By BEARS – 12/11/2016 at Detroit (DET 20-10)  
 By Opp. – 12/24/2016 vs. Washington (WAS 41-21)

### OFFENSE

#### Touchdown Scored on First Offensive Possession to Start Game

- By BEARS – 11/20/2016 at N.Y. Giants (Z. Miller 19-yd pass from J. Cutler; 22-16 NYG)  
 By Opp. – 1/1/2017 vs. Minnesota (J. McKinnon 16-yd pass from S. Bradford; 38-10 MIN)

#### Touchdown Scored on First Offensive Possession of 2nd Half

- By BEARS – 12/4/2016 vs. San Francisco (J. Howard 2-yd run; 26-6 CHI)  
 By Opp. – 12/24/2016 vs. Washington (K. Cousins 1-yd run; 41-21 WAS)

#### No Sacks Allowed

- By BEARS – 11/27/2016 vs. Tennessee  
 By Opp. – 1/1/2017 at Minnesota

#### No Turnovers and No Sacks Allowed

- By BEARS – 10/10/2013 vs. N.Y. Giants  
 By Opp. – 12/24/2016 vs. Washington

#### Successful Two-Point Conversion

- By BEARS – 11/9/2015 at San Diego (J. Langford run)  
 By Opp. – 10/2/2016 vs. Detroit (G. Tate pass from M. Stafford)

#### Failed Two-Point Conversion

- By BEARS – 11/22/2015 vs. Denver (run failed)  
 By Opp. – 12/29/2013 vs. Green Bay (pass failed)

#### 500-or-More Total Net Yards of Offense

- By BEARS – 10/9/2016 at Indianapolis (522; 125 rushing, 397 passing)  
 By Opp. – 10/18/2015 at Detroit (546; 155 rushing, 391 passing)

**400-or-More Total Net Yards of Offense**

- By BEARS – 12/24/2016 vs. Washington (458; 140 rushing, 323 passing)  
By Opp. – 12/24/2016 vs. Washington (478; 208 rushing, 278 passing)

**300-or-More Net Rushing Yards by Team**

- By BEARS – 9/9/1984 vs. Denver (302 yds on 50 carries, 2 TDs)  
By Opp. – 10/14/2007 vs. Minnesota (311 yds on 43 carries, 3 TDs)

**200-or-More Net Rushing Yards by Team**

- By BEARS – 9/28/2014 vs. Green Bay (235 on 41 carries, 0 TDs)  
By Opp. – 12/24/2016 vs. Washington (208 yards on 35 carries, 4 TDs)

**Individual 200-Yard Rushing Game**

- By BEARS – 10/2/2011 vs. Carolina (Matt Forte, 205 yds on 25 carries, TD)  
By Opp. – 12/1/2013 at Minnesota (Adrian Peterson, 211 yds on 35 carries, 0 TDs)

**Individual 150-Yard Rushing Game**

- By BEARS – 10/31/2016 vs. Minnesota (Jordan Howard, 153 yds on 26 carries, 1 TD)  
By Opp. – 12/18/2016 vs. Green Bay (Ty Montgomery, 162 yds on 16 carries, 2 TDs)

**Individual 100-Yard Rushing Game**

- By BEARS – 1/1/2017 at Minnesota (Jordan Howard, 135 yds on 23 carries, 0 TDs)  
By Opp. – 12/18/2016 vs. Green Bay (Ty Montgomery, 162 yds on 16 carries, 2 TDs)

**Two 100-Yard Rushers in the Same Game**

- By BEARS – 11/10/1985 vs. Detroit (207 total; Walter Payton - 105, Matt Suhey - 102)  
By Opp. – 12/22/2013 at Philadelphia (248 total; LeSean McCoy - 133, Bryce Brown - 115)

**Consecutive 100-Yard Rushing Games**

- By BEARS – 12/24/2016 vs. WAS & 1/1/2017 at MIN (Jordan Howard; 119 vs. WAS, 135 at MIN)  
By Opp. – 12/1/2013 at MIN & 12/9/2013 vs. DAL (A. Peterson, MIN - 211; D. Murray, DAL - 146)

**Combined 200-Yards Rushing by Two Players (Non 200-Yard rusher, top 2 rushers)**

- By BEARS – 10/10/2010 at Carolina (209 total; Matt Forte - 166 and Chester Taylor - 43)  
By Opp. – 12/18/2016 vs. Green Bay (207 total; Ty Montgomery - 162, C. Michael - 45)

**60 Team Rushing Attempts**

- By BEARS – 11/8/1981 at Kansas City (61 for 201 yards, 0 TDs)  
By Opp. – Never

**50 Team Rushing Attempts**

- By BEARS – 9/25/1988 at Green Bay (51 for 252 yards, 3 TDs)  
By Opp. – 10/30/1988 at New England (54 for 185 yards, 0 TDs)

**40 Team Rushing Attempts**

- By BEARS – 12/4/2016 vs. San Francisco (40 for 142 yards, 3 TDs)  
By Opp. – 9/25/2016 at Dallas (41 for 199 yards, 3 TDs)

**Individual 40 Rushing Attempts**

- By BEARS – 11/20/1977 vs. Minnesota (Walter Payton, 40 for 275 yards, 1 TD)  
By Opp. – Never

**Individual 30 Rushing Attempts**

- By BEARS – 12/4/2016 vs. San Francisco (Jordan Howard, 32 for 117 yards, 3 TDs)  
By Opp. – 9/25/2016 at Dallas (Ezekiel Elliott, 30 for 140 yards, 0 TDs)



### Individual 20 Rushing Attempts

- By BEARS – 1/1/2017 at Minnesota (Jordan Howard, 23 for 135 yards, 0 TDs)  
 By Opp. – 11/20/2016 at N.Y. Giants (Rashad Jennings, 21 for 85 yards, 1 TDs)

### Rushing Play of 75-Plus Yards

- By BEARS – 11/27/1988 vs. Green Bay (Neal Anderson, 80-yard TD run)  
 By Opp. – 11/4/2012 at Tennessee (Chris Johnson, 80-yard TD run)

### Rushing Play of 50-Plus Yards

- By BEARS – 10/31/2016 vs. Minnesota (Jordan Howard, 69-yard run)  
 By Opp. – 12/24/2016 vs. Washington (M. Brown, 61-yard TD run)

### Rushing Play of 25-Plus Yards

- By BEARS – 12/11/2016 at Detroit (Jordan Howard, 31-yard run)  
 By Opp. – 1/1/2017 at Minnesota (J. McKinnon, 36-yard run)

### 3-Plus Rushing Touchdowns by Team

- By BEARS – 12/4/2016 vs. San Francisco (3, Jordan Howard - 3)  
 By Opp. – 12/24/2016 vs. Washington (4, K. Cousins - 2, M. Brown - 1, C. Thompson - 1)

### 3-Plus Rushing Touchdowns by Individual

- By BEARS – 12/4/2016 vs. San Francisco (Jordan Howard, 3)  
 By Opp. – 10/20/2013 at Washington (Roy Helu, 3)

### 2-Plus Rushing Touchdowns by Individual

- By BEARS – 12/4/2016 vs. San Francisco (Jordan Howard, 3 TDs)  
 By Opp. – 12/24/2016 vs. Washington (Kirk Cousins, 2 TDs)

### 400 Gross Yards Passing by Team

- By BEARS – 11/14/1999 vs. Minnesota (422; 34 of 48, 3 TDs, INT)  
 By Opp. – 10/18/2015 at Detroit (405; 27 of 42, 4 TDs, 1 INT)

### 300 Gross Yards Passing by Team

- By BEARS – 12/24/2016 vs. Washington (323; 24 of 40, 2 TDs, 5 INTs)  
 By Opp. – 11/13/2013 at Tampa Bay (312; 23 of 33, 2 TDs, 1 INT)

### 400 Yards Passing by Individual

- By BEARS – 11/14/1999 vs. Minnesota (Jim Miller - 422; 34 of 48, 3 TDs, INT)  
 By Opp. – 10/18/2015 at Detroit (Matthew Stafford - 405; 27 of 42, 4 TDs, 1 INT)

### 300 Yards Passing by Individual

- By BEARS – 12/24/2016 vs. Washington (Matt Barkley - 323; 24 of 40, 2 TDs, 5 INTs)  
 By Opp. – 11/13/2016 at Tampa Bay (Jameis Winston - 312; 23 of 33, 2 TDs, 1 INT)

### Consecutive 300 Yards Passing by Individual

- By BEARS – 12/18/2016 vs. GB & 12/24/2016 vs. WAS (Matt Barkley - 362 vs. GB, 323 vs. WAS)  
 By Opp. – 11/23/14 vs. TB & 11/27/14 at DET (J. McCown 341 vs. TB, M. Stafford 390 at DET)

### 60-Plus Passing Attempts by Individual

- By BEARS – 11/16/1997 vs. NY Jets (Erik Kramer - 60; 32 of 60, 354 yards, 2 TDs, 3 INTs)  
 By Opp. – 11/13/2011 vs. Detroit (Matthew Stafford - 63; 33 of 63, 329 yards, 1 TD, 4 INTs)

### 50-Plus Passing Attempts by Individual

- By BEARS – 11/27/2016 vs. Tennessee (Matt Barkley - 40; 24 of 40, 323 yards, 2 TDs, 5 INTs)  
 By Opp. – 10/20/2016 at Green Bay (Aaron Rodgers - 56; 39 of 56, 326 yards, 3 TDs, 0 INTs)

**40-Plus Passing Attempts by Individual**

- By BEARS - 12/24/2016 vs. Washington (Matt Barkley - 40, 24 of 40, 323 yards, 2 TDs, 5 INTs)
- By Opp. - 11/26/2015 at Green Bay (Aaron Rodgers - 43; 22 of 43, 202 yards, 1 TD, 1 INT)

**30-Plus Passing Completions by Individual**

- By BEARS - 12/18/2016 vs. Green Bay (Matt Barkley - 30; 30 of 43, 362 yards, 2 TDs, 3 INTs)
- By Opp. - 10/20/2016 at Green Bay (Aaron Rodgers - 39; 39 of 56, 326 yards, 3 TDs, 0 INTs)

**25-Plus Passing Completions by Individual**

- By BEARS - 12/18/2016 vs. Green Bay (Matt Barkley - 30, 30 of 43, 362 yards, 2 TDs, 3 INTs)
- By Opp. - 1/1/2017 at Minnesota (Sam Bradford - 25; 25 of 33, 250 yards, 3 TDs, 1 INT)

**4-Or-More Passing Touchdowns by Individual**

- By BEARS - 9/14/2014 at San Francisco (Jay Cutler - 4, 23 of 34, 176 yards, 4 TDs, 0 INTs)
- By Opp. - 12/20/2015 at Minnesota (Teddy Bridgewater - 4; 17 of 20, 231 yards, 4 TDs, 0 INTs)

**3-Or-More Passing Touchdowns by Individual**

- By BEARS - 11/27/2016 vs. Tennessee (Matt Barkley - 3, 28 of 54, 316 yards, 3 TDs, 2 INTs)
- By Opp. - 1/1/2017 at Minnesota (Sam Bradford - 3; 25 of 33, 250 yards, 3 TDs, 1 INT)

**10-Or-More Receptions by Individual**

- By BEARS - 11/9/2015 at San Diego (Alshon Jeffery, 10 receptions, 151 yards, 0 TDs)
- By Opp. - 1/1/2017 at Minnesota (Kyle Rudolph, 11 receptions, 117 yards, 1 TD)

**200-Plus Receiving Yards by Individual**

- By BEARS - 12/1/2013 at Minnesota (Alshon Jeffery, 245 yards, 12 receptions, 2 TDs)
- By Opp. - 12/17/2000 at San Francisco (Terrell Owens, 283 yards, 20 receptions, 1 TD)

**150-Plus Receiving Yards by Individual**

- By BEARS - 11/9/2015 at San Diego (Alshon Jeffery, 151 yards, 10 receptions 0 TDs)
- By Opp. - 11/9/2014 at Green Bay (Jordy Nelson, 152 yards, 6 receptions, 2 TDs)

**100-Plus Receiving Yards by Individual**

- By BEARS - 12/24/2016 vs. Washington (Cameron Meredith, 135 yards, 9 receptions, 0 TDs)
- By Opp. - 1/1/2017 at Minnesota (Kyle Rudolph, 117 yards, 11 receptions, 0 TDs)

**Two 100-Yard Receivers**

- By BEARS - 12/18/2016 vs. Green Bay (Cameron Meredith 104 yards and Deonte Thompson 110 yards)
- By Opp. - 11/23/2014 vs. Tampa Bay (Vincent Jackson 117 yards and Louis Murphy 113 yards)

**Three 100-Yard Receivers**

- By BEARS - Never
- By Opp. - 12/26/1982 at L.A. Rams (George Farmer 183, Preston Dennard 122 & Wendell Tyler 102)

**RECORDS****QBS TO THROW A TD ON FIRST POSTSEASON PASS ATTEMPT**

Since 1991

Date	QB, Team	Opponent	Result
1/6/1996	Alex Van Pelt, Buffalo Bills (2 yards)	vs. Pittsburgh Steelers	L, 40-21
1/16/2000	Kurt Warner, St. Louis Rams (77 yards)	vs. Minnesota Vikings	W, 49-37
1/4/2003	Chad Pennington, New York Jets (56 yards)	vs. Indianapolis Colts	W, 41-0
1/16/2011	Jay Cutler, Chicago Bears (58 yards)	vs. Seattle Seahawks	W, 35-24

Information provided by STATS





### Consecutive 100 Yards Receiving by Individual

- By BEARS – 12/18/16 vs. GB & 12/24/16 vs. WAS (C. Meredith 104 vs. GB; 135 vs. WAS)  
 By Opp. – 12/18/16 vs. GB, 12/24/16 vs. WAS & 1/1/17 at MIN (J. Nelson 124 vs. GB; D. Jackson 114 vs. WAS; K. Rudolph 117 at MIN)

### Pass Play of 80-Plus Yards

- By BEARS – 11/15/2015 at St. Louis (Jay Cutler to Jeremy Langford, 83 yards, TD)  
 By Opp. – 11/30/2008 at Minnesota (Gus Frerotte to Bernard Berrian, 99 yards, TD)

### Pass Play of 60-Plus Yards

- By BEARS – 10/2/2016 vs. Detroit (Brian Hoyer to Eddie Royal, 64 yards)  
 By Opp. – 12/18/2016 vs. Green Bay (Aaron Rodgers to Jordy Nelson, 60 yards)

### Pass Play of 40-Plus Yards

- By BEARS – 11/13/2016 at Tampa Bay (Jay Cutler to Cameron Meredith, 50 yards, TD)  
 By Opp. – 12/24/2016 vs Washington (Kirk Coustins to Desean Jackson, 57 yards)

### Offensive Lineman Caught a Pass

- By BEARS – 12/1/2013 at Minnesota (Josh McCown to Kyle Long, -1 yard)  
 By Opp. – 11/16/2003 vs. St. Louis (Marc Bulger to Adam Timmerman, -7 yards)

### Quarterback Caught a Pass

- By Bears – 1/1/2017 at Minnesota (Matt Barkley from Cameron Meredith, 2 yards, TD)  
 By Opp. – 12/16/2012 vs. Green Bay (Aaron Rodgers from Rodgers, -1 yard)

### 3-Plus Receiving Touchdowns by Team

- By BEARS – 11/27/2016 vs. Tennessee (3, M. Wilson - 1, D. Thompson - 1, D. Brown - 1)  
 By Opp. – 1/1/2017 at Minnesota (3, K. Rudolph - 1, J. Wright - 1, J. McKinnon - 1)

### 3-Plus Receiving Touchdowns by Individual

- By BEARS – 9/14/2014 at San Francisco (Brandon Marshall, 3)  
 By Opp. – 9/20/2015 vs. Arizona (Larry Fitzgerald, 3)

### 2-Plus Receiving Touchdowns by Individual

- By BEARS – 11/15/2015 at St. Louis (Zach Miller, 2)  
 By Opp. – 10/20/2016 at Green Bay (Davante Adams, 2)

### Offensive Lineman Scored a Touchdown

- By BEARS – 12/25/2011 at Green Bay, Edwin Williams (fumble recovery in end zone)  
 By Opp. – 11/16/1969 at Atlanta, Mal Snider (48-yard kickoff return)

## OFFENSIVE LINEMEN SCORES

Since the AFL-NFL merger in 1970, five Bears offensive linemen have scored a touchdown. Edwin Williams was the last Bears offensive lineman to score a touchdown, doing so on December 25, 2011 at Green Bay when he recovered a fumble in the end zone.

### TDs BY BEARS OFFENSIVE LINEMEN SINCE 1970

Player	Date	Opp.	TD
Edwin Williams	12/25/11	at GB	Fumble recovery in end zone
John St. Clair	9/16/07	vs. KC	2-yard pass from Rex Grossman
Marcus Spears	10/13/96	at NO	1-yard pass from Dave Krieg
George Seals	10/10/71	vs. NO	Fumble recovery in end zone
Rich Coady	11/29/70	at BAL	1-yard pass from Jack Concannon



## DEFENSE

**Held Opponent Under 150 Total Net Yards**

- By BEARS – 10/10/2010 at Carolina (147 total; 85 rushing & 62 passing)  
 By Opp. – 9/27/2015 at Seattle (146 total; 98 rushing & 48 passing)

**Held Opponent Under 100 Total Net Yards**

- By BEARS – 11/26/1978 vs. Tampa Bay (92 total; 99 rushing & -7 passing)  
 By Opp. – 12/27/1992 at Dallas (92 total; 28 rushing & 64 passing)

**Held Opponent Under 50 Net Rushing Yards**

- By BEARS – 10/12/2014 at Atlanta (42)  
 By Opp. – 12/4/2014 vs. Dallas (35)

**Held Opponent Under 25 Net Rushing Yards**

- By BEARS – 9/12/2010 vs. Detroit (20)  
 By Opp. – 11/27/2014 at Detroit (13)

**Held Opponent Under 100 Net Passing Yards**

- By BEARS – 12/4/2016 vs. San Francisco (6)  
 By Opp. – 9/27/2015 at Seattle (48)

**Held Opponent Under 50 Net Passing Yards**

- By BEARS – 12/4/2016 vs. San Francisco (6)  
 By Opp. – 9/27/2015 at Seattle (48)

**Held Opponent Under 100 Gross Passing Yards**

- By BEARS – 12/4/2016 vs. San Francisco (39)  
 By Opp. – 9/27/2015 at Seattle (63)

**Held Opponent Under 50 Gross Passing Yards**

- By BEARS – 12/4/2016 vs. San Francisco (39)  
 By Opp. – 12/3/2006 vs. Minnesota (34)

**8-Plus Takeaways by Team**

- By BEARS – 9/2/1984 vs. Tampa Bay (8; 6 INTs, 2 FRs; CHI 34-14)  
 By Opp. – 10/11/1998 at Arizona (8; 4 INTs, 4 FRs; ARZ 20-7)

**7-Plus Takeaways by Team**

- By BEARS – 9/17/1995 at Tampa Bay (7; 4 INTs, 3 FRs; CHI 25-6)  
 By Opp. – 10/11/1998 at Arizona (8; 4 INTs, 4 FRs; ARZ 20-7)

**6-Plus Takeaways by Team**

- By BEARS – 11/13/2011 vs. Detroit (6; 4 INTs, 2 FRs; CHI 37-13)  
 By Opp. – 10/24/2010 vs. Washington (6; 4 INTs, 2 FRs; WAS 17-14)

**5-Plus Interceptions by Team**

- By BEARS – 10/01/2012 at Dallas (5; CHI 34-18)  
 By Opp. – 12/24/2016 vs. Washington (5; WAS 41-21)

**4-Plus Interceptions by Team**

- By BEARS – 10/01/2012 at Dallas (5; CHI 34-18)  
 By Opp. – 12/24/2016 vs. Washington (5; WAS 41-21)

**2-Plus Interceptions by Individual**

- By BEARS – 9/14/2014 at San Francisco (Kyle Fuller, 2)  
 By Opp. – 12/24/2016 vs. Washington (Josh Norman, 2; Bashaud Breeland, 2)



### 2-Plus Opponent Fumble Recoveries by Individual

- By BEARS – 12/27/2015 at Tampa Bay (John Timu, 2)  
 By Opp. – Unknown

### Intercepted Pass Returned for a Touchdown

- By BEARS – 12/11/2016 at Detroit (Cre'Von LeBlanc, 24 yards)  
 By Opp. – 11/13/2016 at Tampa Bay (Chris Conte, 20 yards)

### Opponent Fumble Returned for a Touchdown

- By BEARS – 10/20/2016 at Green Bay (Leonard Floyd, recovered in end zone)  
 By Opp. – 11/1/2017 at Minnesota (Everson Griffen, 20 yards)

### Defensive Lineman Scored a Touchdown

- By BEARS – 11/17/2013 vs. Baltimore (David Bass, 24-yard interception return)  
 By Opp. – 11/1/2017 at Minnesota (Everson Griffen, 20-yard fumble return)

### Linebacker Scored a Touchdown

- By BEARS – 10/20/2016 at Green Bay (Leonard Floyd, fumble recovered in end zone)  
 By Opp. – 10/11/2015 at Kansas City (Ramik Wilson, fumble recovered in end zone)

### Defensive Back Scored a Touchdown

- By BEARS – 12/11/2016 at Detroit (Cre'Von LeBlanc, 24-yard INT return)  
 By Opp. – 11/13/2016 at N.Y. Giants (Chris Conte, 20-yard INT return)

### Safety

- By Bears – 12/4/2016 vs. San Francisco (Leonard Floyd sacks Blaine Gabbert in end zone)  
 By Opp. – 11/13/2016 at Tampa Bay (Jay Cutler fumbled forced by R. Ayers out of bounds in end zone)

### 8-Plus Sacks by Team

- By BEARS – 11/20/2005 vs. Carolina (8; CHI 13-3)  
 By Opp. – 10/3/2010 at N.Y. Giants (10; NYG 17-3)

### 7-Plus Sacks by Team

- By BEARS – 11/20/2005 vs. Carolina (8; CHI 13-3)  
 By Opp. – 12/15/2014 vs. New Orleans (7; NO 31-15)

### 3-Plus Sacks by Individual

- By BEARS – 10/9/2016 at Indianapolis (Willie Young, 3)  
 By Opp. – 12/15/2014 vs. New Orleans (David Hawthorne, 3)

### 2-Plus Sacks by Individual

- By BEARS – 12/18/2016 vs. Green Bay (Pernell McPhee, 2)  
 By Opp. – 11/20/2016 at N.Y. Giants (Jason Pierre-Paul, 2.5)



## SPECIAL TEAMS

**Blocked Extra Point**

- By BEARS – 12/6/2015 vs. San Francisco (Eddie Goldman, Phil Dawson was the kicker)  
 By Opp. – 10/4/2015 vs. Oakland (Denico Autry, Robbie Gould was the kicker)

**Blocked Field Goal**

- By BEARS – 10/20/2016 at Green Bay (Akiem Hicks blocks Mason Crosby's 31-yard attempt)  
 By Opp. – 12/24/2016 vs. Washington (Preston Smith blocks Connor Barth's 22-yard attempt)

**Blocked Field Goal for TD**

- By BEARS – 10/1/1978 vs. Oakland (Mike Spivey 71-yard return; blocked by Virgil Livers)  
 By Opp. – 12/23/2012 at Arizona (Justin Bethel 82-yard return; blocked by Adrian Wilson)

**Blocked Punt**

- By BEARS – 11/4/2012 at Tennessee (Sherrick McManis blocked Brett Kern's punt)  
 By Opp. – 12/27/2015 at Tampa Bay (Jeremiah George blocked Pat O'Donnell's punt)

**Blocked Punt for TD**

- By BEARS – 11/4/2012 at Tennessee (Corey Wootton 5-yard return; blocked by Sherrick McManis)  
 By Opp. – 9/14/1987 vs. N.Y. Giants (Tom Flynn recovered in end zone; blocked by Eric Howard)

**Fake Field Goal for TD**

- By BEARS – 12/1/2002 at Green Bay (Brad Maynard 12-yard pass to Dustin Lyman)  
 By Opp. – 9/13/2012 at Green Bay (Tim Masthay 27-yard pass to Tom Crabtree)

**Missed Extra Point (kick not blocked)**

- By BEARS – 11/20/2016 at N.Y. Giants (Connor Barth, wide right)  
 By Opp. – 11/20/2016 at N.Y. Giants (Robbie Gould, hit left upright & Robbie Gould, wide left)

**Missed Field Goal Returned**

- By BEARS – 11/12/2006 at N.Y. Giants (Devin Hester, 108-yard TD)  
 By Opp. – 11/8/2009 vs. Arizona (Antrel Rolle, 59 yards)

**Muff Recovered for TD**

- By BEARS – 10/19/2008 vs. Minnesota (Zackary Bowman, muffed punt recovered in end zone)  
 By Opp. – Never

**Punt Returned for TD**

- By BEARS – 9/19/2016 vs. Philadelphia (Eddie Royal, 65 yards)  
 By Opp. – 10/2/2016 vs. Detroit (A. Roberts, 85 yards)

**100 or More Punt Return Yards by Individual**

- By BEARS – 11/13/2011 vs. Detroit (Devin Hester, 122 yards, TD on 3 returns)  
 By Opp. – 10/2/2016 vs. Detroit (A. Roberts, 100 yards, TD on 2 returns)

**Kickoff Returned for TD**

- By BEARS – 11/9/2014 at Green Bay (Chris Williams, 101 yards)  
 By Opp. – 9/27/2015 at Seattle (Tyler Lockett, 105 yards)

**150 or More Kickoff Return Yards by Individual**

- By BEARS – 12/20/2015 at Minnesota (Deonte Thompson, 153 yards on 5 returns)  
 By Opp. – 12/10/2010 at Minnesota (Lorenzo Booker, 187 yards on 8 returns)



### Recovered Own Onside Kick

- By BEARS – 11/27/2016 vs. Tennessee (Adrian Amos recovered Connor Barth kick)  
 By Opp. – 12/4/2013 at Green Bay (Jamari Lattimore recovered Mason Crosby kick)

### 5 Field Goals Made

- By BEARS – 10/20/1968 at Philadelphia (Mac Percival, 5 for 5)  
 By Opp. – 10/9/2016 at Indianapolis (Adam Vinatieri, 5 for 5)

### 4 Field Goals Made

- By BEARS – 12/27/2015 at Tampa Bay (Robbie Gould, 4 of 4)  
 By Opp. – 9/27/2015 at Seattle (Steven Hauschka, 4 for 4)

### 3 Field Goals Made

- By BEARS – 10/16/2016 vs. Jacksonville (Connor Barth, 3 for 3)  
 By Opp. – 12/18/2016 vs. Green Bay (Mason Crosby, 3 for 3)

### FG Made of 50-or-More Yards

- By BEARS – 11/13/2016 at Tampa Bay (Connor Barth, 54 yards)  
 By Opp. – 12/11/2016 vs. Detroit (Matt Prater, 54 yards)

## COLD-WEATHER GAMES

Chicago has a reputation for its brisk lakefront weather and both Wrigley Field and Soldier Field have hosted at least a few knee-knocking games. However, none of the coldest NFL games on record were in Chicago. The five coldest:

- \* -13 degrees (-48 wind chill): 12-31-67, Lambeau Field, Green Bay; NFL Championship Game (Packers 21, Cowboys 17).
- \* -9 degrees (-59 wind chill): 1-10-82, Riverfront Stadium, Cincinnati; AFC Championship Game (Bengals 27, Chargers 7).
- \* -6 degrees (-25 wind chill): 1-10-16, TCF Bank Stadium; NFC Divisional Playoff (Seahawks 10, Vikings 9).
- \* -1 degree (-23 wind chill): 1-20-08, Lambeau Field; NFC Championship Game (NY Giants 23, Packers 20, ot).
- \* 0 degrees (-32 wind chill): 1-15-94, Rich Stadium, Orchard Park, NY; AFC Divisional Playoff (Bills 29, LA Raiders 23).

## WINDY CITY WEATHER

Chicago has hosted several "Bear Weather" games throughout franchise history. Fifteen of the 20 coldest games in Bears history have taken place in Chicago. The following are the 20 coldest games in team history:

Date	Opp.	Temp	Wind	Chill	Date	Opp.	Temp	Wind	Chill	Date	Opp.	Temp	Wind	Chill
12/3/72	at MIN	-2	11	-19	12/10/95	at CIN	10	16	-7	12/23/90	vs. TB	11	8	-1
12/18/83	vs. GB	3	14	-15	12/18/16	vs. GB	11	12	-4	1/5/86	vs. NYG	14	13	0
12/22/08	vs. GB	2	9	-13	12/19/04	vs. HOU	12	21	-7	12/18/05	vs. ATL	12	8	0
1/10/88	vs. WAS	4	12	-12	12/17/89	vs. GB	10	12	-5	12/15/63	vs. DET	15	13	1
12/5/70	at MIN	9	25	-12	12/29/63	vs. NYG	11	11	-3	12/20/81	vs. DEN	14	10	1
12/9/13	vs. DAL	8	14	-9	12/11/77	vs. GB	10	9	-3	12/26/93	vs. DET	13	8	2
11/28/76	at GB	6	11	-9	1/8/89	vs. SF	17	29	-3	12/11/94	at GB	15	11	2
					12/23/07	vs. GB	16	22	-2					

*Italics indicates playoff game*

Here are the temperatures for a few, famed inclement weather games in the Windy City:

- \* 54 degrees (Rain, fog, S wind 15 mph): Sayers 6 TD game, 12-12-65, Wrigley Field (Bears 61, 49ers 20)
- \* 39 degrees (W wind 23 mph): NFC Championship Game, 1-12-86, Soldier Field (Bears 24, LA Rams 0)
- \* 29 degrees (SW wind 5 mph): "Fog Bowl" Playoff Game, 12-31-88, Soldier Field (Bears 20, Eagles 12)
- \* 20 degrees, (NW wind 23 mph): Regular Season Finale, (Bears must win by 30+ points for playoff berth), 12-16-79, Soldier Field (Bears 42, St. Louis Cardinals 6)
- \* 14 degrees (W wind 13 mph): Divisional Playoff Game, 1-5-86, Soldier Field (Bears 21, Giants 0)
- \* 11 degrees (W wind 11 mph): NFL Championship Game, 12-29-63, Wrigley Field (Bears 14, Giants 10)



## SCORING

### Points

- \*144 Kevin Butler, 1985 (51 XPs, 31 FGs)
- 132 Gale Sayers, 1965 (22 TDs)
- 84 Paul Edinger, 2000 (21 XPs, 21 FGs)

### Touchdowns

- \*22 Gale Sayers, 1965
- 12 Matt Forté, 2008
- Mike Ditka, 1961
- Harlon Hill, 1954

### Field Goals

- 31 Kevin Butler, 1985
- 21 Robbie Gould, 2005
- Paul Edinger, 2000

## RUSHING

### Attempts


- 316 Matt Forté, 2008
- 296 Rashaan Salaam, 1995
- 278 Anthony Thomas, 2001

### Yards

- 1,313 Jordan Howard, 2016
- 1,238 Matt Forté, 2008
- 1,183 Anthony Thomas, 2001
- 1,074 Rashaan Salaam, 1995

### Touchdowns

- 14 Gale Sayers, 1965
- 10 Rashaan Salaam, 1995
- 8 Matt Forté, 2008
- Hugh Gallarneau, 1941
- Beattie Feathers, 1934



## PASSING

### Attempts

- 368 Kyle Orton, 2005
- 235 Cade McNown, 1999
- 210 Jim McMahon, 1982

### Completions

- 190 Kyle Orton, 2005
- 127 Cade McNown, 1999
- 120 Jim McMahon, 1982

### Yards

- 1,869 Kyle Orton, 2005
- 1,501 Jim McMahon, 1982
- 1,465 Cade McNown, 1999

### Touchdowns

- 9 Kyle Orton, 2005
- Jim McMahon, 1982
- 8 Cade McNown, 1999
- Zeke Bratkowski, 1954

### Interceptions

- 17 Zeke Bratkowski, 1954
- 13 Kyle Orton, 2005
- 11 Bob Avellini, 1975

\* NFL Record

† Tied NFL Record



## RECEIVING

### Receptions

63	Matt Forté, 2008
56	Mike Ditka, 1961
45	Johnny Knox, 2009
	Harlon Hill, 1954

### Yards

1,124	Harlon Hill, 1954
1,076	Mike Ditka, 1961
836	Willie Gault, 1983

### Touchdowns

12	Mike Ditka, 1961
	Harlon Hill, 1954
8	Willie Gault, 1983

## SACKS

12.0	Mark Anderson, DE, 2006
9.0	Wally Chambers, DT, 1973#
8.0	Brian Urlacher, LB, 2000

# All sack statistics prior to 1982 are unofficial.

## INTERCEPTIONS

10	Mark Carrier, 1990
8	Johnny Lujack, 1948
7	Charlie Sumner, 1955

## PUNTS

### Punts

83	Dave Finzer, 1984
71	Pat O'Donnell, 2014
68	Pat O'Donnell, 2016



*Brian Baschnagel*



*Mike Ditka*

### Average

44.8	George Gulyanics, 1947
44.0	Pat O'Donnell, 2016
43.8	Pat O'Donnell, 2014

## PUNT RETURNS

### Returns

*57	Lew Barnes, 1986
47	Devin Hester, 2006
43	Jeff Fisher, 1981

### Yards

600	Devin Hester, 2006
509	Jeff Fisher, 1981
482	Lew Barnes, 1986

### Touchdowns

3	Devin Hester, 2006
1	Four; Last: Johnny Bailey, 1990

## KICKOFF RETURNS

### Returns

32	Johnny Knox, 2009
29	Brian Baschnagel, 1976
27	Ike Hill, 1973

### Yards

927	Johnny Knox, 2009
754	Brian Baschnagel, 1976
660	Gale Sayers, 1965

### Touchdowns

2	Devin Hester, 2006
1	Four; Last: Johnny Knox, 2009

**SERVICE****PLAYER****Pro Bowls** (Years are when Pro Bowl was played)

- 10 Mike Singletary, 1984-93
- 9 Walter Payton, 1976; 78-81; 84-87
- 8 Brian Urlacher, 2001-04; 06-07; 11-12
- Dick Butkus, 1966-73
- Doug Atkins, 1958-64; 66
- Bill George, 1955-62

**Seasons**

- 16 Patrick Mannelly, 1998-2013
- 14 Doug Buffone, 1966-79
- Bill George, 1952-65
- 13 Brian Urlacher, 2000-12
- Olin Kreutz, 1998-2010
- Keith Van Horne, 1981-93
- Steve McMichael, 1981-93
- Walter Payton, 1975-87
- Jim Osborne, 1972-84
- Clyde (Bulldog) Turner, 1940-52
- George Trafton, 1920-32

**Games**

- 245 Patrick Mannelly, 1998-2013
- 191 Olin Kreutz, 1998-2010
- Steve McMichael, 1981-93

**Starts**

- 184 Walter Payton, 1975-87
- 183 Olin Kreutz, 1998-2010
- 180 Brian Urlacher, 2000-12

**Consecutive games**

- 191 Steve McMichael, 1981-93
- 186 Walter Payton, 1975-87
- 179 Mike Hartenstine, 1975-86

**COACH****Seasons**

- \*40 George Halas, 1920-29, 1933-42, 1946-55, 1958-67
- 11 Mike Ditka, 1982-92
- 9 Lovie Smith, 2004-12

**Consecutive seasons**

- 11 Mike Ditka, 1982-92
- 10 George Halas, 1958-67
- George Halas, 1946-55
- George Halas, 1933-42
- George Halas, 1920-29
- 9 Lovie Smith, 2004-12

**SCORING****POINTS****Lifetime**

- 1,207 Robbie Gould, 2005-15 (379 XP, 276 FG)
- 1,116 Kevin Butler, 1985-95 (387 XP, 243 FG)
- 750 Walter Payton, 1975-87 (125 TD)

**Season**

- 144 Kevin Butler, 1985 (51 XP, 31 FG)
- 143 Robbie Gould, 2006 (47 XP, 32 FG)
- 132 Gale Sayers, 1965 (22 TD)

**Game**

- 36 Gale Sayers, vs. SF, 12/12/65 (6 TD)
- 24 Last: Bobby Douglass, at GB, 11/4/73 (4 TD)

**Consecutive games**

- 150 Robbie Gould, 10/9/05-11/27/14
- 83 George Blanda, 10/28/51-11/9/58
- 66 Kevin Butler, 9/9/90-9/12/94

**TOUCHDOWNS**

(Rushes, receptions, &amp; returns)

**Lifetime**

- 125 Walter Payton, 1975-87 (110-15-0)
- 71 Neal Anderson, 1986-93 (51-20-0)
- 59 Rick Casares, 1955-64 (49-10-0)

**Season**

- 22 Gale Sayers, 1965 (14-6-2)
- 16 Walter Payton, 1977; 1979 (14-2-0)
- 15 Neal Anderson, 1989 (11-4-0)

**Game**

- †6 Gale Sayers, vs. SF, 12/12/65 (4-1-1)
- 4 Last: Bobby Douglass, at GB, 11/4/73 (4-0-0)



**Consecutive games**

- 8 Rick Casares, 11/1/59-9/25/60
- 7 Last: Curtis Conway, 9/24-11/12/95

**EXTRA POINTS MADE****Lifetime**

- 387 Kevin Butler, 1985-95
- 379 Robbie Gould, 2005-15
- 247 George Blanda, 1949-58

**Season**

- 52 Roger Leclerc, 1965
- 51 Kevin Butler, 1985
- 47 Robbie Gould, 2006

**Game**

- 8 Bob Snyder, at NYG, 11/14/43
- 7 Last: Bob Thomas, vs. GB, 12/7/80

**EXTRA POINT ATTEMPTS****Lifetime**

- 397 Kevin Butler, 1985-95
- 383 Robbie Gould, 2005-15
- 268 Bob Thomas, 1975-84

**Season**

- 52 Roger Leclerc, 1965
- Ray (Scooter) McLean, 1947
- 51 Kevin Butler, 1985
- 47 Robbie Gould, 2006
- George Blanda, 1956

**Game**

- 9 Bob Thomas, vs. GB, 12/7/80
- 8 Roger Leclerc, at BAL, 11/25/62
- George Blanda, vs. BAL, 10/21/56
- Bob Snyder, at NYG, 11/14/43

**CONSECUTIVE EXTRA POINTS****Lifetime**

- 275 Robbie Gould, 12/18/05 - 9/22/13
- 156 George Blanda, 10/28/51 - 10/21/56
- 143 Mac Percival, 11/19/67 - 11/4/73

**Season**

- 52 Roger Leclerc, 1965
- 51 Kevin Butler, 1985
- 47 Robbie Gould, 2006

**Game**

- 8 Bob Snyder, at NYG, 11/14/43
- 7 Last: Bob Jencks, at LA Rams, 10/13/63

**FIELD GOALS MADE****Lifetime**

- 276 Robbie Gould, 2005-15
- 243 Kevin Butler, 1985-95
- 128 Bob Thomas, 1975-84

**Season**

- 33 Robbie Gould, 2015
- 32 Robbie Gould, 2006
- 31 Robbie Gould, 2007
- Kevin Butler, 1985

**Game**

- 5 Mac Percival, at PHI, 10/20/68
- Roger Leclerc, vs. DET, 12/3/61
- 4 Last: Robbie Gould, at TB, 12/27/15

**Long**

- 58 Robbie Gould, vs. CIN, 9/8/13
- 57 Robbie Gould, at DEN, 12/11/11
- 55 Robbie Gould, vs. MIN, 11/1/15
- Kevin Butler, at TB, 12/12/93
- Kevin Butler, vs. MIN, 10/25/93
- Bob Thomas, at LA Rams, 11/23/75

**50+ Yards (lifetime)**

- 23 Robbie Gould, 2005-15
- 16 Kevin Butler, 1985-95
- 13 Paul Edinger, 2000-04

**50+ Yards (season)**

- 7 Robbie Gould, 2015
- 6 Robbie Gould, 2011
- 5 Paul Edinger, 2002
- Kevin Butler, 1993

**FIELD GOAL ATTEMPTS****Lifetime**

- 332 Kevin Butler, 1985-95
- 323 Robbie Gould, 2005-15
- 205 Bob Thomas, 1975-84

**Season**

- 41 Kevin Butler, 1986
- 39 Robbie Gould, 2015
- 38 Kevin Butler, 1985

**Game**

- 7 Roger Leclerc, vs. GB, 11/17/63
- 6 Last: Kevin Butler, at GB, 11/8/87
- 5 Last: Olindo Mare, vs. DET, 12/30/12

\* NFL Record

† Tied NFL Record

**CONSECUTIVE FIELD GOALS****Lifetime**

- 26 Robbie Gould, 12/25/05 - 11/19/06
- 24 Kevin Butler, 10/16/88 - 12/3/89
- 21 Jeff Jaeger, 11/3/96 - 11/16/97

**Game (no misses)**

- 5 Mac Percival, at PHI, 10/20/68  
Roger Leclerc, vs. DET, 12/3/61
- 4 Last: Robbie Gould, at TB, 12/27/15

**Games**

- 22 Robbie Gould, 10/23/05 - 11/26/06
- 16 Robbie Gould, 11/11/07 - 11/6/08  
Robbie Gould, 12/20/10 - 12/11/11
- 13 Kevin Butler, 9/9 - 12/9/90  
Kevin Butler, 11/10/85 - 10/12/86

**FIELD GOAL PCT.****Lifetime (25+ attempts)**

- 85.4 Robbie Gould, 2005-15 (276-of-323)
- 75.9 Jeff Jaeger, 1996-99 (63-of-83)
- 75.3 Paul Edinger, 2000-04 (110-of-146)

**Season (10+)**

- 89.7 Robbie Gould, 2013 (26-of-29)  
Robbie Gould, 2008 (26-of-29)
- 88.9 Robbie Gould, 2006 (32-of-36)

**MISSED FIELD GOAL RETURNS****Touchdowns**

- 1 Nathan Vasher, vs. SF, 11/13/05 (108 yards)  
Devin Hester, at NYG, 11/12/06 (108 yards)

**TWO-POINT CONVERSIONS (Since 1994)****Lifetime**

- 6 Matt Forté, 2008-15
- 2 Martellus Bennett, 2013-15  
Brandon Marshall, 2012-14  
Earl Bennett, 2008-13
- 1 20 times, Last: Jeremy Langford, 2015

**Season**

- 2 Matt Forté, 2014  
Martellus Bennett, 2014  
Brandon Marshall, 2013
- 1 26 times, Last: Jeremy Langford, 2015

**Game**

- 1 32 times, Last: Jeremy Langford, at SD 11/9/15

**SAFETIES****Lifetime**

- 3 Steve McMichael, 1981-93

**NET YARDS**

(Rushes, receptions, &amp; returns)

**ATTEMPTS****Lifetime**

- 4,368 Walter Payton, 1975-87
- 2,522 Matt Forté, 2008-15
- 1,619 Neal Anderson, 1986-93

**Season**

- 427 Walter Payton, 1984
- 402 Walter Payton, 1979
- 383 Walter Payton, 1978

**Game**

- 41 Walter Payton, vs. MIN, 11/20/77;  
at BUF, 10/7/79
- 40 James Allen, vs. NE, 12/10/00  
Walter Payton, at DAL, 11/26/81
- 39 Walter Payton, vs. SD, 10/25/81

**YARDS****Lifetime**

- 21,803 Walter Payton, 1975-87
- 12,718 Matt Forté, 2008-15
- 10,196 Devin Hester, 2006-13

**Season**

- 2,440 Gale Sayers, 1966
- 2,272 Gale Sayers, 1965
- 2,216 Walter Payton, 1977

**Game**

- 339 Gale Sayers, vs. MIN, 12/18/66
- 336 Gale Sayers, vs. SF, 12/12/65
- 317 Devin Hester, at DET, 9/30/07

**RUSHING****ATTEMPTS****Lifetime**

- 3,838 Walter Payton, 1975-87
- 2,035 Matt Forté, 2008-15
- 1,515 Neal Anderson, 1986-93

**Season**

- 381 Walter Payton, 1984
- 369 Walter Payton, 1979
- 339 Walter Payton, 1977; 1981

**Game**

- 40 Walter Payton, vs. MIN, 11/20/77
- 39 Walter Payton, at BUF, 10/7/79
- 38 Walter Payton, at DAL, 11/26/81

**YARDS GAINED****Lifetime**

- 16,726 Walter Payton, 1975-87
- 8,602 Matt Forté, 2008-15
- 6,166 Neal Anderson, 1986-93

**Season**

- 1,852 Walter Payton, 1977
- 1,684 Walter Payton, 1984
- 1,610 Walter Payton, 1979

**Game**

- 275 Walter Payton, vs. MIN, 11/20/77
- 205 Matt Forté, vs. CAR, 10/2/11
- Walter Payton, at GB, 10/30/77
- Gale Sayers, at GB, 11/3/68

**Long**

- 86 Bill Osmanski, (TD) 10/15/39
- 85 Pete Stinchcomb, (TD) 11/20/21
- 82 Beattie Feathers, (TD) 10/10/34

**1,000 YARDS****Seasons**

- 10 Walter Payton, 1976-81, 1983-86
- 5 Matt Forté, 2008, 2010, 2012-14
- 3 Neal Anderson, 1988-90
- 2 Thomas Jones, 2005-06
- Anthony Thomas, 2001, 2003
- Gale Sayers, 1966, 1969

**Consecutive seasons**

- 6 Walter Payton, 1976-81
- 4 Walter Payton, 1983-86
- 3 Neal Anderson, 1988-90
- Matt Forté, 2012-14

**200-YARD GAMES****Lifetime**

- 2 Walter Payton, 1975-87
- 1 Matt Forté, 2008-15
- Gale Sayers, 1965-71

**Season**

- 2 Walter Payton, 1977
- 1 Matt Forté, 2011
- Gale Sayers, 1968

**100-YARD GAMES****Lifetime**

- 77 Walter Payton, 1975-87
- 24 Matt Forté, 2008-15
- 20 Gale Sayers, 1965-71

**Season**

- 10 Walter Payton, 1977, 1985
- 9 Walter Payton, 1979, 1984
- 8 Walter Payton, 1980

**Consecutive games**

- 10 Walter Payton, 10/13-12/8/85
- 6 Walter Payton, 9/9-10/14/84
- 5 Walter Payton, 11/13-12/11/77

**AVERAGE GAIN****Lifetime (250+ attempts)**

- 6.6 Bobby Douglass, 1969-75
- 5.8 Beattie Feathers, 1934-37
- 5.2 Jordan Howard, 2016

**Season (100+)**

- \*8.4 Beattie Feathers, 1934
- 6.9 Bobby Douglass, 1972
- 6.2 Gale Sayers, 1968

**Game (10+)**

- 11.8 Joe Maniaci, at PIT, 10/2/39
- 11.6 Gale Sayers, vs. MIN, 12/18/66
- 11.2 Rick Casares, vs. DET, 12/16/56

**TOUCHDOWNS****Lifetime**

- 110 Walter Payton, 1975-87
- 51 Neal Anderson, 1986-93
- 49 Rick Casares, 1955-64

**Season**

- 14 Walter Payton, 1977; 1979
- Gale Sayers, 1965
- 13 Walter Payton, 1976
- 12 Neal Anderson, 1988
- Rick Casares, 1956

**Game**

- 4 Bobby Douglass, at GB, 11/4/73
- Gale Sayers, vs. SF, 12/12/65
- Rick Casares, vs. PIT, 12/6/59 at SF, 10/28/56
- 3 Last: Jordan Howard vs. SF, 12/4/16

**Consecutive games**

- 7 Walter Payton, 10/3-11/14/76
- Gale Sayers, 10/26-12/6/69
- 6 Gale Sayers, 11/14-12/19/65
- Rick Casares, 11/1-12/6/59
- Johnny Lujack, 10/1-11/12/50
- Beattie Feathers, 9/30-10/28/34
- 5 Last: Neal Anderson, 10/7-11/11/90

\* NFL Record

† Tied NFL Record

**PASSING****QB RATING****Lifetime (400+ attempts)**

- 85.2 Jay Cutler, 2009-16
- 80.7 Erik Kramer, 1994-98
- 80.4 Jim McMahon, 1982-88

**Season (100+ attempts)**

- 109.0 Josh McCown, 2013
- 107.8 Sid Luckman, 1943
- 98.0 Brian Hoyer, 2016

**ATTEMPTS****Lifetime**


- 3,271 Jay Cutler, 2009-16
- 1,759 Jim Harbaugh, 1987-93
- 1,744 Sid Luckman, 1939-50

**Season**

- 561 Jay Cutler, 2014
- 555 Jay Cutler, 2009
- 522 Erik Kramer, 1995

**Game**

- 60 Erik Kramer, vs. NYJ, 11/16/97
- 57 Bill Wade, at WAS, 10/25/64
- 54 Matt Barkley, vs. TEN, 11/27/16

*Jim Harbaugh***COMPLETIONS****Lifetime**

- 2,020 Jay Cutler, 2009-16
- 1,023 Jim Harbaugh, 1987-93
- 913 Erik Kramer, 1994-98

**Season**

- 370 Jay Cutler, 2014
- 336 Jay Cutler, 2009
- 315 Erik Kramer, 1995

**Game**

- 36 Josh McCown, at STL, 11/24/13
- 34 Jay Cutler, vs. BUF, 9/7/14
- Brian Griese, at DET, 9/30/07
- Jim Miller, vs. MIN, 11/14/99
- 33 Bill Wade, at WAS, 10/25/64
- Brian Hoyer, at IND, 10/9/16

**Consecutive**

- 15 Shane Matthews, vs. NE, 12/10/00
- 14 Steve Walsh, at MIN, 12/1/94
- 13 Jim Harbaugh, at GB, 10/23/92
- Rudy Bukich, 11/22-11/26/64

**Long**

- 98 Bill Wade, at DET, 10/8/61 (TD to Farrington)
- 93 Jack Concannon, vs. StL Cards, 11/19/67 (TD to Gordon)
- 91 Ed Brown, vs. SF, 10/16/60 (TD to Dewveall)

**COMPLETION PERCENTAGE****Lifetime (300+ completions)**

- 61.8 Jay Cutler, 2009-16 (2,020 of 3,271)
- 61.1 Shane Matthews, 1996, 99-01 (366 of 599)
- 58.6 Erik Kramer, 1994-98 (913 of 1,557)

**Season (75+ completions)**

- 67.0 Brian Hoyer, 2016 (134 of 200)
- 66.5 Josh McCown, 2013 (149 of 224)
- 66.0 Jay Cutler, 2014 (370 of 561)

**Game (10+ completions)**

- 86.7 Bob Williams, vs. DAL, 10/12/52 (13 of 15)
- 83.3 Bill Wade, vs. BAL, 11/8/64 (10 of 12)
- Ed Brown, at DET, 11/20/55 (15 of 18)
- Gene Ronzani, vs. DET, 10/22/44 (10 of 12)

**YARDS****Lifetime**

- 23,443 Jay Cutler, 2009-16
- 14,686 Sid Luckman, 1939-50
- 11,567 Jim Harbaugh, 1987-93

**Season**

- 3,838 Erik Kramer, 1995
- 3,812 Jay Cutler, 2014
- 3,666 Jay Cutler, 2009

**Game**

- 468 Johnny Lujack, vs. Chi. Cards, 12/11/49
- 466 Bill Wade, at DAL, 11/18/62
- 433 Sid Luckman, at NYG, 11/14/43

\* NFL Record

† Tied NFL Record



### 300-YARD GAMES

#### Lifetime

- 16 Jay Cutler, 2009-16
- 9 Bill Wade, 1961-66
- 7 Erik Kramer, 1994-98

#### Season

- 4 Brian Hoyer, 2016
- Jay Cutler, 2014
- Bill Wade, 1962
- 3 Jay Cutler, 2015
- Josh McCown, 2013
- Jay Cutler, 2009
- Erik Kramer, 1995
- Bill Wade, 1961

#### Consecutive games

- 4 Brian Hoyer, 9/25-10/16/16
- 3 Josh McCown, 11/24-12/9/13
- 2 Last: Jay Cutler, 9/29-10/6/13

### TOUCHDOWN PASSES

#### Lifetime

- 154 Jay Cutler, 2009-16
- 137 Sid Luckman, 1939-50
- 68 Bill Wade, 1961-66

#### Season

- 29 Erik Kramer, 1995
- 28 Jay Cutler, 2014
- Sid Luckman, 1943
- 27 Jay Cutler, 2009

#### Game

- † Sid Luckman, at NYG, 11/14/43
- 6 Johnny Lujack, vs. Chi. Cards, 12/11/49
- 5 Ray Buivid, vs. Chi. Cards, 12/5/37

#### Consecutive games

- 19 Sid Luckman, 11/22/42-11/26/44
- 18 Jay Cutler, 11/10/2013-12/15/14
- 14 Sid Luckman, 10/12/47-10/17/48

### PASSES INTERCEPTED

#### Lifetime

- 132 Sid Luckman, 1939-50
- 109 Jay Cutler, 2009-16
- 88 Ed Brown, 1954-61

#### Season

- 31 Sid Luckman, 1947
- 26 Jay Cutler, 2009
- 24 Bill Wade, 1962
- George Blanda, 1953

#### Game

- 7 Edmund (Zeke) Bratkowski, at BAL, 10/2/60
- 5 Last: Matt Barkley, vs. WAS, 12/24/16

### PASSES NOT INTERCEPTED

#### Consecutive

- 205 Kyle Orton, 9/28-11/30/08
- 200 Brian Hoyer, 9/19-10/20/16
- 174 Erik Kramer, 11/19-12/24/95

#### Game

- 50 Erik Kramer, at MIA, 10/27/97
- 49 Brian Hoyer, at DAL, 9/25/16 & vs. JAX, 10/16/16
- 47 Jim Miller, vs. GB, 11/11/01

### LOWEST INTERCEPTION PCT.

#### Lifetime (400+ attempts)

- 2.69 Jim Miller, 1998-2002 (26 int, 965 att)
- 2.89 Erik Kramer, 1994-98 (45 int, 1,557 att)
- 2.95 Kyle Orton, 2005-08 (27 int, 913 att)

#### Season (100+ attempts)

- 0.00 Brian Hoyer, 2016 (0 int, 200 att)
- 0.40 Josh McCown, 2013 (1 int, 224 att)
- 1.40 Jim McMahon, 1984 (2 int, 143 att)

### AVERAGE GAIN PER ATTEMPT

#### Lifetime (400+ passes)

- 8.42 Sid Luckman, 1939-50
- 8.23 Bernie Masterson, 1934-40
- 7.79 Johnny Lujack, 1948-51

#### Season (100+)

- 10.860 Sid Luckman, 1943
- 9.924 Sid Luckman, 1941
- 9.923 Ed Brown, 1956

#### Game (10+)

- 17.1 Charlie O'Rourke, at DET, 11/22/42
- 16.9 Sid Luckman, at Cle. Rams, 10/5/41
- 16.7 Gene Ronzani, vs. DET, 10/22/44

## RECEIVING

### RECEPTIONS

#### Lifetime

- 492 Walter Payton, 1975-87
- 356 Johnny Morris, 1958-67
- 329 Marty Booker, 1999-2003; 2008
- Curtis Conway, 1993-99

#### Season

- 118 Brandon Marshall, 2012
- 100 Brandon Marshall, 2013
- Marty Booker, 2001
- 97 Marty Booker, 2002

#### Game

- 14 Jim Keane, at NYG, 10/23/49
- 13 Bobby Engram, at STL, 12/26/99
- Mike Ditka, at WAS, 10/25/64
- 12 Last: Martellus Bennett, vs. DAL, 12/4/14

\* NFL Record

† Tied NFL Record

**Consecutive Games**

- 60 Marty Booker, 9/24/00-12/28/03; 9/7-9/21/08
- 57 Bobby Engram, 10/6/96-9/17/00
- 55 Alshon Jeffery, 12/23/12-1/1/17

**YARDS****Lifetime**

- 5,059 Johnny Morris, 1958-67
- 4,616 Harlon Hill, 1954-61
- 4,549 Alshon Jeffery, 2012-16

**Season**

- 1,508 Brandon Marshall, 2012
- 1,421 Alshon Jeffery, 2013
- 1,400 Marcus Robinson, 1999

**Game**

- 249 Alshon Jeffery, at MIN, 12/1/13
- 218 Alshon Jeffery, vs. NO, 10/6/13
- 214 Harlon Hill, at SF, 10/31/54

**Long**

- 98 John Farrington (TD), 10/8/61
- 93 Dick Gordon (TD), 11/19/67
- 91 Willard Dewveall (TD), 10/16/60

**1,000 YARDS****Seasons**

- 2 Alshon Jeffery, 2013-14
- Brandon Marshall, 2012-13
- Marty Booker, 2001-02
- Curtis Conway, 1995-96
- Harlon Hill, 1954, 1956
- 1 Last: Marcus Robinson, 1999

**100-YARD GAMES****Lifetime**

- 19 Harlon Hill, 1954-61
- 15 Brandon Marshall, 2012-14
- Johnny Morris, 1958-67
- 14 Mike Ditka, 1961-66

**Season**

- 7 Brandon Marshall, 2012
- Jeff Graham, 1995
- Harlon Hill, 1954
- Ken Kavanaugh, 1947
- 6 Brandon Marshall, 2013
- Johnny Morris, 1964
- Harlon Hill, 1956
- 5 Alshon Jeffery, 2013
- Marcus Robinson, 1999
- Mike Ditka, 1961

**Consecutive Games**

- 3 Alshon Jeffery, 10/18-11/9/15
- Jeff Graham, 11/5-11/19/95
- Harlon Hill, 11/11-11/25/56
- 2 Last: Cameron Meredith, 12/18-12/24/16

**AVERAGE GAIN****Lifetime (100+ attempts)**

- 22.4 Ken Kavanaugh, 1940-41, 45-50
- 21.7 Ray (Scooter) McLean, 1940-47
- 20.4 Harlon Hill, 1954-61

**Season (30+)**

- 25.6 Ken Kavanaugh, 1947
- 25.0 Harlon Hill, 1954
- 24.0 Harlon Hill, 1956

**Game (4+)**

- 44.8 Dick Gordon, vs. StL Cards, 11/19/67
- 41.0 Ricky Proehl, at DET, 11/27/97
- 37.5 Gene Schroeder, vs. Chi. Cards, 12/16/51

**TOUCHDOWNS****Lifetime**

- 50 Ken Kavanaugh, 1940-41, 45-50
- 40 Harlon Hill, 1954-61
- 35 Dick Gordon, 1965-71

**Season**

- 13 Dick Gordon, 1970
- Ken Kavanaugh, 1947
- 12 Brandon Marshall, 2013
- Curtis Conway, 1995
- Mike Ditka, 1961
- Harlon Hill, 1954

**Game**

- 4 Mike Ditka, at L.A. Rams, 10/13/63
- Harlon Hill, at SF, 10/31/54
- 3 Last: Brandon Marshall, at SF, 9/14/14

**Consecutive Games**

- 7 Curtis Conway, 9/24-11/12/95
- Ken Kavanaugh, 11/2-12/14/47
- 5 Dennis McKinnon, 9/8-10/5/85
- Mike Ditka, 10/22-11/19/61

**INTERCEPTIONS****INTERCEPTIONS BY****Lifetime**

- 38 Gary Fencik, 1976-87
- 37 Richie Petitbon, 1959-68
- 36 Charles Tillman, 2003-14

**Season**

- 10 Mark Carrier, 1990
- 9 Tim Jennings, 2012
- Roosevelt Taylor, 1963
- 8 Nathan Vasher, 2005
- Vestee Jackson, 1988
- Richie Petitbon, 1963
- Johnny Lujack, 1948
- Clyde (Bulldog) Turner, 1942

**Game**

- 3 Mark Carrier, at WAS, 12/9/90
- Ross Brupbacher, vs. DEN, 12/12/76
- Curtis Centry, vs. StL Cards, 11/19/67
- Richie Petitbon, at GB, 9/24/67
- Johnny Lujack, at GB, 9/26/48
- Bob Margarita, vs. DET, 11/11/45
- 2 Last: Kyle Fuller, at SF, 9/14/14

**Consecutive Games**

- 4 Last: Tim Jennings, 1/1-9/23/12

**YARDS RETURNED****Lifetime**

- 675 Charles Tillman, 2003-14
- 643 Richie Petitbon, 1959-68
- 485 Bennie McRae, 1962-70

**Season**


- 212 Richie Petitbon, 1962
- 182 J.C. Caroline, 1956
- 177 Nathan Vasher, 2004

**Game**

- 101 Richie Petitbon, vs. LA Rams, 12/9/62 (TD)
- 96 Roosevelt Taylor, at PHI, 10/20/68 (TD)
- Clyde (Bulldog) Turner, at WAS, 10/26/47 (TD)
- 95 Charles Tillman, vs. GB, 12/4/05

**Long**

(Same as "Game")



*Richie Petitbon*

**TOUCHDOWNS****Lifetime**

- 8 Charles Tillman, 2003-14
- 5 Lance Briggs, 2003-14
- 4 Mike Brown, 2000-07
- Bennie McRae, 1962-70

**Season**

- 3 Charles Tillman, 2012
- 2 Last: Tim Jennings, 2013

**Game**

- 1 Last: Cre'Von LeBlanc, at DET, 12/11/16

**PUNTING****PUNTS****Lifetime**

- 884 Bob Parsons, 1972-83
- 878 Brad Maynard, 2001-10
- 833 Bobby Joe Green, 1962-73

**Season**

- †114 Bob Parsons, 1981
- 108 Brad Maynard, 2004
- 99 Bob Parsons, 1976

**Game**

- 14 Keith Molesworth, 12/10/33
- 12 Todd Sauerbrun, 10/5/97
- 11 Last: Adam Podlesh, 12/11/11

**YARDS****Lifetime**

- 36,781 Brad Maynard, 2001-10
- 35,057 Bobby Joe Green, 1962-73
- 34,180 Bob Parsons, 1972-83

**Season**

- 4,638 Brad Maynard, 2004
- 4,531 Bob Parsons, 1981
- 4,059 Todd Sauerbrun, 1997

**Game**

- 526 Adam Podlesh, at DEN, 12/11/11
- 524 Todd Sauerbrun, vs. NO, 10/5/97
- 517 Keith Molesworth, vs. GB, 12/10/33

**Long**

- 94 Joe Lintzenich, vs. NYG, 11/15/31
- 87 Dave Finzer, vs. NO, 10/7/84
- 81 Bob Parsons, vs. NE, 12/5/82

**GROSS AVERAGE****Lifetime (75+ punts)**

- 44.5 George Gulyanics, 1947-52
- 44.0 Pat O'Donnell, 2014-16
- 42.3 Adam Podlesh, 2011-13

**Season (30+)**

- 46.5 Bobby Joe Green, 1963
- 44.8 Todd Sauerbrun, 1996
- 44.5 Bobby Joe Green, 1964

**Game (4+)**

- 57.3 Fred Morrison, vs. LA Rams, 11/16/52
- 54.6 Maury Buford, vs. GB, 10/21/85
- 54.0 Maury Buford, at TB, 10/6/85

**INSIDE 20****Lifetime**

- 284 Brad Maynard, 2001-10
- 158 Bob Parsons, 1972-83
- 94 Maury Buford, 1985-86; 89-91

**Season**

- 40 Brad Maynard, 2008
- 36 Brad Maynard, 2001
- 34 Adam Podlesh, 2012
- Brad Maynard, 2004

**Game**

- 6 Brad Maynard, at GB, 12/9/01
- 5 Brad Maynard, at MIN, 11/30/08
- Brad Maynard, vs. TB, 12/17/06
- Bob Parsons, at HOU, 11/6/77

**HAD BLOCKED****Lifetime**

- 5 Ed Brown, 1954-61
- Bob Parsons, 1972-83
- Maury Buford, 1985-86; 89-91
- 4 Fred (Curley) Morrison, 1950-53

**Season**

- 2 Brad Maynard, 2003
- Ray Stachowicz, 1983
- Jon Kilgore, 1968

**Game**

- 2 Ray Stachowicz, at MIN, 12/11/83
- Jon Kilgore, at LA Rams, 12/8/68
- 1 Last: Pat O'Donnell, at TB, 12/27/15

**PUNT RETURNS****RETURNS****Lifetime**

- 264 Devin Hester, 2006-13
- 127 Dennis McKinnon, 1983-85; 87-89
- 123 Jeff Fisher, 1981-84

**Season**

- 58 Jeff Fisher, 1984
- 57 Lew Barnes, 1986
- 47 Devin Hester, 2006

**Game**

- 8 Jeff Fisher, at DET, 12/16/84
- 7 R.W. McQuarters, vs. WAS, 10/17/04

Dennis McKinnon, at GB, 12/4/83

Steve Schubert, at TB, 12/4/77

Ron Smith, at CLE, 10/15/72

George McAfee, vs. GB, 10/15/50

6 Last: Devin Hester, at OAK, 11/11/07

**YARDS****Lifetime**

- 3,241 Devin Hester, 2006-13
- 1,431 George McAfee, 1940-41; 45-50
- 1,171 Dennis McKinnon, 1983-85; 87-89

**Season**

- 651 Devin Hester, 2007
- 600 Devin Hester, 2006
- 564 Devin Hester, 2010

**Game**

- 152 Devin Hester, at ARZ, 10/16/06
- 143 Devin Hester, vs. KC, 9/16/07
- 134 Gale Sayers, vs. SF, 12/12/65
- Dennis McKinnon, vs. NYG, 9/14/87

**Long**

- 95 Johnny Bailey (TD), vs. KC, 12/29/90
- 94 Dennis McKinnon (TD), vs. NYG, 9/14/87
- 93 Glyn Milburn (TD), at TB, 9/20/98

*Devin Hester***AVERAGE****Lifetime (50+ returns)**

- \*12.8 George McAfee, 1940-41; 45-50
- 12.3 Devin Hester, 2006-13
- 11.3 J.R. Boone, 1948-51

**Season (15+ returns)**

- 17.1 Devin Hester, 2010
- 16.2 Devin Hester, 2011
- 15.5 Devin Hester, 2007



**Game (3+)**

- 40.7 Devin Hester, vs. DET, 11/13/11
- 36.0 George McAfee, vs. LA Rams, 10/10/48
- 34.0 Ray (Scooter) McLean, vs. Chi. Cards 10/11/42

**TOUCHDOWNS****Lifetime**

- \*13 Devin Hester, 2006-13
- 3 Dennis McKinnon, 1983-85; 87-89  
Steve Schubert, 1975-79  
Ray (Scooter) McLean, 1940-47
- 2 R.W. McQuarters, 2000-04  
Gale Sayers, 1965-71  
George McAfee, 1940-41; 45-50

**Season**

- †4 Devin Hester, 2007
- 3 Devin Hester, 2010  
Devin Hester, 2006
- 2 Devin Hester, 2011  
Dennis McKinnon, 1987

**Game**

- 1 Last: Eddie Royal, vs. PHI, 9/19/16

**FAIR CATCHES****Lifetime**

- 79 Devin Hester, 2006-13
- 66 Glyn Milburn, 1998-2001
- 47 Steve Schubert, 1975-79

**Season**

- 26 Glyn Milburn, 2000
- 22 Marc Mariani, 2015
- 21 Steve Schubert, 1978

**Game**

- 6 Bobby Engram, vs. MIN, 9/15/96
- 5 Last: Devin Hester, at DEN, 12/11/11
- 4 Last: Marc Mariani, vs. DEN, 11/22/15

**KICKOFF RETURNS****RETURNS****Lifetime**

- 222 Devin Hester, 2006-13
- 192 Glyn Milburn, 1998-2001  
Dennis Gentry, 1982-92
- 119 Jerry Azumah, 1999-2005

**Season**

- 63 Glyn Milburn, 2000
- 62 Glyn Milburn, 1998
- 61 Glyn Milburn, 1999

**Game**

- 10 Chris Williams, at GB, 11/9/14
- 9 Ahmad Merritt, at SF, 9/7/03
- 8 Brian Baschnagel, at HOU, 11/6/77

**YARDS****Lifetime**

- 5,504 Devin Hester, 2006-13
- 4,596 Glyn Milburn, 1998-2001
- 4,353 Dennis Gentry, 1982-92

**Season**

- 1,550 Glyn Milburn, 1998
- 1,468 Glyn Milburn, 2000
- 1,436 Devin Hester, 2013

**Game**

- 288 Chris Williams, at GB, 11/9/14
- 249 Devin Hester, vs. MIN, 9/15/13
- 225 Devin Hester, at STL, 12/11/06

**Long**

- 103 Gale Sayers, at PIT, 9/17/67 (TD)
- 102 Johnny Knox, vs. DET, 10/4/09 (TD)
- 101 Chris Williams, at GB, 11/9/14 (TD)

**AVERAGE****Lifetime (50+ returns)**

- \*30.6 Gale Sayers, 1965-71
- 26.8 Danieal Manning, 2006-10
- 26.6 Ron Smith, 1965; 70-72

**Season (1+ per game)**

- 37.7 Gale Sayers, 1967
- 32.7 Cecil Turner, 1970
- 31.7 Walter Payton, 1975

**Game (3+)**

- 56.3 Devin Hester, at STL, 12/11/06
- 52.0 Cecil Turner, at NYG, 9/19/70
- 48.7 Dick Gordon, at LA Rams, 9/16/66

**TOUCHDOWNS****Lifetime**

- †6 Gale Sayers, 1965-71
- 5 Devin Hester, 2006-13
- 4 Cecil Turner, 1968-73

**Season**

- †4 Cecil Turner, 1970
- 3 Gale Sayers, 1967
- 2 Last: Devin Hester, 2007

**Game**

- †2 Devin Hester, at STL, 12/11/06
- 1 Last: Chris Williams, at GB, 11/9/14

**COMBINED RETURNS****RETURNS****Season**

- 98 Glyn Milburn, 2000, p-35, k-63
- 91 Glyn Milburn, 1999, p-30, k-61
- 87 Glyn Milburn, 1998, p-25, k-62

**YARDS****Lifetime**

- 8,745 Devin Hester, 2006-13, p-3,241, k-5,504
- 5,566 Glyn Milburn, 1998-2001, p-970, k-4,596
- 4,477 Dennis Gentry, 1982-92, p-124, k-4,353

**Season**

- 1,841 Glyn Milburn, 1999, p-291, k-1,550
- 1,772 Glyn Milburn, 1998, p-346, k-1,426
- 1,768 Glyn Milburn, 2000, p-300, k-1,468

**Game**

- 314 Devin Hester, at DET, 9/30/07, p-95, k-219
- 249 Devin Hester, vs. MIN, 9/15/13, p-0, k-249
- 246 Devin Hester, at STL, 12/11/06, p-21, k-225

**TOUCHDOWNS****Lifetime**

- \*18 Devin Hester, 2006-13, p-13, k-5
- 8 Gale Sayers, 1965-71, p-2, k-6
- 4 Cecil Turner, 1968-73, p-0, k-4

**Season**

- \*6 Devin Hester, 2007, p-4, k-2
- 5 Devin Hester, 2006, p-3, k-2
- 4 Cecil Turner, 1970, k-4
- Gale Sayers, 1967, p-1, k-3

**Game**

- †2 Devin Hester, vs. DEN, 11/25/07
- Devin Hester, at STL, 12/11/06

**FUMBLES****FUMBLES****Lifetime**

- 85 Walter Payton, 1975-87
- 59 Jay Cutler, 2009-15
- 38 Jim Harbaugh, 1987-93

**Season**

- 15 Jim Harbaugh, 1993
- 14 Gary Huff, 1974
- 13 Carl Garrett, 1973

**Game**

- 4 Last: Bobby Wade, vs. SF, 11/13/05
- 3 Last: Jay Cutler, at NYG, 10/3/10

**OWN TEAM RECOVERED****Lifetime**

- 18 Walter Payton, 1975-87
- 14 Devin Hester, 2006-13
- 13 Gale Sayers, 1965-71

**Season**

- 7 Gary Huff, 1974
- 6 Jack Concannon, 1970
- 5 Jay Cutler, 2009
- Walter Payton, 1977
- Bobby Douglass, 1972

**Game**

- 3 Gary Huff, vs. DET, 9/15/74

**OPPONENTS' RECOVERED****Lifetime**

- 25 Dick Butkus, 1965-73
- 22 Joe Fortunato, 1955-66
- 17 Mike Hartenstine, 1975-86

**Season**

- 6 Dick Butkus, 1965
- 5 Ed O'Bradovich, 1962
- 4 Last: Julius Peppers & Kelvin Hayden, 2012

**Game**

- †3 John Thierry, vs. HOU, 10/22/95
- Virgil Livers, at MIN, 10/5/75
- 2 Last: John Timu, at TB, 12/27/15

**YARDS RETURNED OWN FUMBLES****Lifetime**

- 47 Roosevelt Williams, 2002
- 36 John Adams, 1959-62
- 24 Ike Hill, 1973-74

**Season**

- 47 Roosevelt Williams, 2002
- 36 John Adams, 1959-62
- 24 Ike Hill, 1973-74

**Game**

(Same as "Season")

**Long**

(Same as "Season")

**YARDS RETURNED OPPONENTS' FUMBLES****Lifetime**

- 221 Mike Brown, 2000-08
- 191 Brian Urlacher, 2000-12
- 128 Charlie Sumner, 1955; 58-60

**Season**

- 106 Mike Brown, 2002
- 101 Brian Urlacher, 2001
- Charlie Sumner, 1958

**Game**

- 98 George Halas, (TD) vs. Oorang, 11/4/23
- 95 Mike Brown, (TD) at GB, 9/19/04
- 90 Brian Urlacher, (TD) at ATL, 11/7/01

**Long**

(Same as "Game")

**TOUCHDOWNS OWN FUMBLES****Lifetime**

- †2 Ken Kavanaugh, 1940-41; 45-50
- Mike Ditka, 1961-66

**Season**

- 1 Last: Edwin Williams, 2011

**Game**

- 1 Last: Edwin Williams, at GB 12/25/11



## TOUCHDOWNS OPPONENTS' FUMBLES

## Lifetime

- 3 Mike Brown, 2000-08
- 2 Brian Urlacher, 2000-12  
Fred Evans, 1948  
Ed Sprinkle, 1944-55  
Zack Bowman, 2008-13

## Season

- ↑2 Fred Evans, 1948

## Game

- \*2 Fred Evans, vs. WAS, 11/28/48
- 1 Last: Julius Peppers, at PIT, 9/22/13

## SACKS

(Since 1970)

## Lifetime

- 124.5 Richard Dent, 1983-93; 95
- 92.5 Steve McMichael, 1981-93
- 82.0 Dan Hampton, 1979-90

## Season

- 17.5 Richard Dent, 1984 (16 games)
- 17.0 Richard Dent, 1985 (16 games)
- 15.0 Jim Osborne, 1976 (14 games)

## Game

- 4.5 Richard Dent, vs. LA Raiders, 11/4/84; at LA Raiders, 12/27/87
- 4.0 Jim Osborne, vs. MIN, 9/23/73  
Alex Brown, at NYG, 11/7/04

## Consecutive games (at least .5 sack)

- 8 Rosevelt Colvin, 12/23/01-10/7/02
- 7 Alonzo Spellman, 12/1/94-9/17/95
- 6 Steve McMichael, 10/29-12/3/89

## TAKEAWAYS

(Int &amp; Opp. Fumbles Recovered)

## Lifetime


- 50 Gary Fencik, 1976-87 (38 int, 12 fum)
- 47 Dick Butkus, 1965-73 (22 int, 25 fum)
- 44 Charles Tillman, 2003-14 (36 int, 8 fum)  
Richie Petitbon, 1959-68 (37 int, 7 fum)

## Season

- 12 Mark Carrier, 1990 (10 int, 2 fum)  
Roosevelt Taylor, 1963 (9 int, 3 fum)
- 11 Dick Butkus, 1965 (5 int, 6 fum)

## Game

- 4 Bill George, vs. DET, 12/3/61 (2 int, 2 fum)
- 3 Last: John Thierry, vs. HOU, 10/22/95 (3 fum)



## SHUTOUTS

The Bears have been involved in 193 shutouts in their 96-year history. Chicago has won 118 of the shutouts and lost 58, while 17 of the blankings resulted in a 0-0 tie (all before 1933). The Bears were shutout at Seattle in the third game of the 2015 season, breaking a string of 200 consecutive games (includes six postseason games) without being shut out. The last time the Bears shutout an opponent was a 16-0 win at Miami (11/18/10) during the 2010 season.

## By Month:

September	11-13-4
October	43-15-4
November	45-14-4
December	17-15-5
January	2-1-0
<b>TOTAL</b>	<b>118-58-17</b>

<b>At home:</b>	67-23-10
<b>On the road:</b>	51-35-7

## By Decade:

1920-29	48-15-13
1930-39	25-10-4
1940-49	12-2-0
1950-59	2-1-0
1960-69	5-11-0
1970-79	7-11-0
1980-89	10-4-0
1990-99	4-0-0
2000-09	4-3-0
2010-15	1-1-0
<b>TOTAL</b>	<b>118-58-17</b>

The above breakdowns include playoff games; the Bears are 4-1 in postseason shutouts.

**SCORING****Points**

- \*40 Ernie Nevers, at Chi. Cards, 11/28/29
- 36 Dub Jones, at CLE, 11/25/51
- 24 Jim Taylor, vs. GB, 11/4/62  
Lenny Moore, at BAL, 10/4/58

**Touchdowns**

- †6 Dub Jones, at CLE, 11/25/51  
Ernie Nevers, at Chi. Cards, 11/28/29
- 4 Jim Taylor, vs. GB, 11/4/62  
Lenny Moore, at BAL, 10/4/58

**Field goals**

- 6 Sebastian Janikowski, at OAK, 11/27/11
- 5 Last: Adam Vinatieri, at IND, 10/9/16
- 4 Last: Nick Folk, at NYJ, 9/22/14

**Field goal attempts**

- 7 Mike Clark, vs. DAL, 11/24/68
- 6 Last: Sebastian Janikowski, at OAK, 11/27/11
- 5 Last: Adam Vinatieri, at IND, 10/9/16

**Long field goal**

- 60 Morten Andersen, at NO, 10/27/91
- 59 Matt Prater, vs. DET, 1/3/16  
Matt Prater, at DEN, 12/11/11
- 57 Adam Vinatieri, vs. NE, 11/10/02

**RUSHING****Attempts**

- 39 Jerome Bettis, at LA Rams, 1/2/94
- 37 Cedric Benson, at CIN, 10/25/09
- 36 Edgerin James, at ARZ, 10/16/06  
Clinton Portis, vs. WAS, 10/17/04

**Yards**

- 224 Adrian Peterson, vs. MIN, 10/14/07
- 216 Ricky Williams, at MIA, 12/9/02
- 211 Adrian Peterson, at MIN, 12/1/13

**Touchdowns**

- †6 Ernie Nevers, at Chi. Cards, 11/28/29
- 4 Jim Taylor, vs. GB, 11/4/62  
Dub Jones, at CLE, 11/25/51
- 3 Last: Roy Helu, at WAS, 10/20/13

**Long**

- 97 Bobby Gage, vs. PIT, 12/4/49 (TD)
- 90 Johnny Johnson, at NYJ, 9/25/94
- 88 Jahvid Best, at DET, 10/10/11 (TD)

**PASSING****Attempts**

- 67 Brian Griese, vs. TB, 9/21/08
- 63 Matthew Stafford, vs. DET, 11/13/11
- 62 Randall Cunningham, vs. PHI, 10/2/89

**Completions**

- 40 Brad Johnson, at TB, 11/18/01
- 39 Aaron Rodgers, at GB, 10/20/16
- 38 Brian Griese, vs. TB, 9/21/08

**Yards**

- 509 Vince Ferragamo, at LA Rams, 12/26/82
- 436 Tommy Kramer, at MIN, 9/19/85
- 407 Brian Griese, vs. TB, 9/21/08

**Touchdowns**

- 6 Aaron Rodgers, at GB, 11/9/14
- 5 Tom Brady, at NE, 10/26/14  
Aaron Rodgers, at GB, 12/25/11  
Kurt Warner, vs. ARZ, 11/8/09  
Carson Palmer, at CIN, 10/25/09  
Brett Favre, at GB, 11/12/95  
Tommy Kramer, at MIN, 11/28/82  
Steve Spurrier, vs. SF, 11/19/72
- 4 Last: Teddy Bridgewater, at MIN, 12/20/15

**LONGEST PLAYS AT SOLDIER FIELD**

(Bears moved from Wrigley Field after the 1970 season and played in Champaign in 2002.)

**RUN**

- Bears** - 80 Neal Anderson, vs GB, 11/27/88
- Opp.** - 73 Adrian Peterson, MIN, 10/14/07

**PASS**

- Bears** - 89 Jay Cutler, vs. DET, 9/12/10  
Vince Evans, vs. MIN, 9/21/80
- Opp.** - 99† Brett Favre, GB, 9/11/95

**CATCH**

- Bears** - 89 Matt Forté, vs. DET, 9/12/10  
Rickey Watts, vs. MIN, 9/21/80

- Opp.** - 99† Robert Brooks, GB, 9/11/95

**PUNT**

- Bears** - 87 Dave Finzer, vs. NO, 10/7/84
- Opp.** - 75 Harold Alexander, ATL, 10/3/93

† Tied NFL Record

\* NFL record

**PUNT RETURN**

- Bears** - 95 Johnny Bailey, vs KC, 12/29/90
- Opp.** - 77 Lee Nelson, StL Cards, 12/16/79

**KICKOFF RETURN**

- Bears** - 102 Johnny Knox, vs DET, 10/4/09
- Opp.** - 108† David Johnson, MIN, 11/1/15

**INTERCEPTION RETURN**

- Bears** - 95 Charles Tillman, vs. GB, 12/4/05
- Opp.** - 99 Rick Sanford, NE, 12/5/82

**FIELD GOAL**

- Bears** - 58 Robbie Gould, vs CIN, 9/8/13
- Opp.** - 59 Matt Prater, DET, 1/3/16

**MISSED FIELD GOAL RETURNED**

- Bears** - 108 Nathan Vasher, vs SF, 11/13/05
- Opp.** - Never

**Interceptions**

- 5 Last: Tony Romo, at DAL, 10/1/12
- 4 Last: Matthew Stafford, vs. DET, 11/13/11

**Consecutive completions**

- 12 Brad Johnson, at MIN, 1/1/06
- Jim Hart, at StL Cards, 9/25/77

**Long**

- †99 Gus Frerotte, at MIN, 11/30/08 (TD)
- Brett Favre, vs. GB, 9/11/95 (TD)
- Sonny Jurgensen, vs. WAS, 9/15/68 (TD)
- 98 Charlie Batch, vs. DET, 10/4/98 (TD)
- 97 Bernie Kosar, at CLE, 10/23/89 (TD)
- Pat Coffee, vs. Chi. Cards, 12/5/37 (TD)

**Times sacked**

- 11 Archie Manning, vs. MIN, 10/28/84
- 10 Guido Merkins, at PHI, 10/4/87
- 9 Fran Tarkenton, vs. MIN, 12/17/61

**RECEIVING****Receptions**

- 20 Terrell Owens, at SF, 12/17/00
- 14 Steve Smith, vs. CAR, 11/20/05
- Herman Moore, at DET, 12/4/95
- 13 Jason Witten, at DAL, 10/1/12
- Bob Anderson, at DEN, 9/30/73

**Yards**

- 283 Terrell Owens, at SF, 12/17/00
- 225 Bernie Casey, vs. SF, 11/13/66
- 204 Marshall Faulk, at STL, 12/26/99
- Randy Moss, vs. MIN, 11/14/99

**Touchdowns**

- 3 Last: Larry Fitzgerald, vs. ARZ, 9/20/15

**Long**

- †99 Bernard Berrian, at MIN, 11/30/08 (TD)
- Robert Brooks, vs. GB, 9/11/95 (TD)
- Gerry Allen, vs. WAS, 9/15/68 (TD)
- 98 Johnnie Morton, vs. DET, 10/4/98 (TD)
- 97 Webster Slaughter, at CLE, 10/23/89 (TD)
- Gaynell Tinsley, vs. Chi. Cards, 12/5/37 (TD)

**INTERCEPTIONS****Interceptions**

- 4 DeAngelo Hall, vs. WAS, 10/24/10
- 3 Last: Kurt Schulz, vs. DET, 9/24/00

**Yards**

- 167 Dick Jauron, vs. DET, 11/18/73
- 121 Milt Davis, vs. BAL, 11/17/57
- 115 Bernie Parrish, at CLE, 12/11/60

**Touchdowns**

- †2 Bobby Franklin, at CLE, 12/11/60

**Long**

- 102 Bob Smith, at DET, 11/24/49 (TD)
- 99 Rick Sanford, vs. NE, 12/5/82 (TD)
- 98 Darryll Lewis, vs. HOU, 10/22/95 (TD)

**PUNTING****Punts**

- 14 Dick Nesbitt, vs. Chi. Cards, 11/30/33
- 11 Last: Dustin Colquitt, vs. KC, 12/4/11

**Average**

- \*61.8 Bob Cifers, vs. DET, 11/24/46
- 57.5 Craig Hentrich, at TEN, 10/25/98
- 56.7 Jeff Locke, vs. MIN, 9/15/13

**Long**

- 84 Doug Russell, vs. Chi. Cards, 9/11/38
- 80 Shane Lechler, at OAK, 11/27/11
- 79 Tommy Davis, at SF, 11/19/61

**PUNT RETURNS****Returns**

- 8 Quan Cosby, at DEN, 12/11/11
- 7 Mark Jones, vs. TB, 12/17/06
- Nate Jacquet, at MIN, 11/25/01
- Danny Reece, at TB, 12/2/79

**Yards**

- 122 Hugh McElhenny, vs. SF, 10/19/52
- 118 Jon Arnett, at LA Rams, 11/2/58
- 116 Karl Williams, at TB, 12/21/97

**LONGEST WINNING/LOSING STREAKS****Bears Longest Winning Streaks**

Gms	Team	Years
13	Pittsburgh Pirates/Steelers	1934-49
12	Tampa Bay Buccaneers	1983-88
11	Detroit Lions	1946-51
	Philadelphia Eagles	1935-47

**Current:** 4 New York Jets 2002-15  
2 Several teams

**Bears Longest Losing Streaks**

Gms	Team	Years
10	Green Bay Packers	1994-98
8	Minnesota Vikings	1972-76
7	Washington Redskins	2004-16
	Baltimore Colts	1966-83
	Green Bay Packers	1928-30

**Current:** 6 Washington Redskins 2004-15  
Detroit Lions 2013-15  
4 New England Patriots 2002-15

**Fair catches**

- 7 Lem Barney, at DET, 11/21/76
- 5 Marcus Sherels, at MIN, 1/1/12
- Darren Sproles, at NO, 9/18/11
- Vai Sikahema, at PHI, 10/10/93
- Willie Wood, at GB, 11/15/70

**Long**

- 95 Steve Odom, at GB, 11/10/74 (TD)
- 94 Hugh McElhenny, vs. SF, 10/19/52 (TD)
- 93 Veryl Switzer, vs. GB, 11/7/54 (TD)

**KICKOFF RETURNS****Returns**

- 8 Lorenzo Booker, at MIN, 12/20/10
- Aaron Brown, vs. DET, 10/4/09
- 7 Last: Darius Reynaud, at TEN, 11/4/12

**Yards**

- 202 Carver Shannon, at LA Rams, 10/13/63
- 195 Derek Stanley, at STL, 11/23/08
- 184 Al Carmichael, at GB, 10/2/55

**Long**

- †108 David Johnson, vs. ARZ, 9/20/15 (TD)
- 106 Al Carmichael, at GB, 10/7/56 (TD)
- 105 Cordarrelle Patterson, vs. MIN, 9/15/13 (TD)

**RIDICULOUS RETURNER**

Former Bears returner Devin Hester became the NFL's all-time leader in return touchdowns when he brought back a Tampa Bay punt 62 yards for a score for the Falcons on Sept. 18, 2014. The majority of those returns came in a Bears uniform as Hester finished his Bears career in 2013 with 19 return TDs, tied with Deion Sanders for the NFL record. While wearing the orange and blue he set records for career kick return touchdowns (18) and career punt return touchdowns (13) which he extended with the record breaker in 2014.

The following is a list of each of Hester's return touchdowns.

**DEVIN HESTER'S KICKOFF/PUNT RETURN TOUCHDOWNS**

Date	Opponent	Site	Distance	Result
Sept. 10, 2006	Green Bay	Lambeau Field	84-yard punt return	W, 26-0
Oct. 16, 2006	Arizona	U. of Phoenix Stadium	83-yard punt return	W, 24-23
Nov. 12, 2006	NY Giants	Giants Stadium	108-yard missed FG return*	W, 38-20
Dec. 3, 2006	Minnesota	Soldier Field	45-yard punt return	W, 23-13
Dec. 11, 2006	St. Louis	Edward Jones Dome	94-yard kickoff return	W, 42-27
Dec. 11, 2006	St. Louis	Edward Jones Dome	96-yard kickoff return	W, 42-27
Feb. 4, 2007	Indianapolis	Dolphin Stadium#	92-yard kickoff return*	L, 17-29
Sept. 16, 2007	Kansas City	Soldier Field	73-yard punt return	W, 20-10
Sept. 30, 2007	Detroit	Ford Field	97-yard kickoff return	L, 27-37
Oct. 14, 2007	Minnesota	Soldier Field	89-yard punt return	L, 31-34
Nov. 25, 2007	Denver	Soldier Field	75-yard punt return	W, 37-34 ot
Nov. 25, 2007	Denver	Soldier Field	88-yard kickoff return	W, 37-34 ot
Dec. 30, 2007	New Orleans	Soldier Field	64-yard punt return	W, 33-25
Sept. 27, 2010	Green Bay	Soldier Field	62-yard punt return	W, 20-17
Oct. 17, 2010	Seattle	Soldier Field	89-yard punt return	L, 20-23
Dec. 20, 2010	Minnesota	TCF Bank Stadium	64-yard punt return	W, 40-14
Oct. 2, 2011	Carolina	Soldier Field	69-yard punt return	W, 34-29
Oct. 16, 2011	Minnesota	Soldier Field	98-yard kickoff return	W, 39-10
Nov. 13, 2011	Detroit	Soldier Field	82-yard punt return	W, 37-13
Oct. 20, 2013	Washington	FedExField	81-yard punt return	L, 41-45
<b>With Atlanta</b>				
9/18/2014	Tampa Bay	Georgia Dome	62-yard punt return	W, 56-14

\* Does not count toward overall return kick return touchdowns; # Super Bowl XLI



## WON - LOST

### WINS

#### Highest winning percentage, season

†1.000	1942 (11 games)	11-0
	1934 (13 games)	13-0
.938	1985 (16 games)	15-1
.923	1926 (16 games)	12-1-3

#### Lowest winning percentage, season

.071	1969 (14 games)	1-13
.187	2016 (16 games)	3-13
.214	1973 (14 games)	3-11

#### Wins at home, season

9	1926 (11 games at Wrigley Field)
8	1985 (8 games at Soldier Field)
	1922 (9 games at Wrigley Field)
	1921 (10 games at Wrigley Field)
7	2005 (8 games at Soldier Field)
	2001 (8 games at Soldier Field)
	1990 (8 games at Soldier Field)
	1988 (8 games at Soldier Field)
	1986 (8 games at Soldier Field)
	1933 (7 games at Wrigley Field)

#### Wins on the road, season

7	2006 (8 road games)
	1986 (8 road games)
	1985 (8 road games)
	1934 (7 road games)
	1920 (9 road games)

## CONSECUTIVE GAMES

### Won

17	11/26/33-12/2/34
16	11/9/41-12/6/42

### Without losing

24	11/9/41-11/14/43 (23-0-1)
----	---------------------------

### Wins at home

19	11/20/32-10/20/35
----	-------------------

### Wins on the road

10	9/28/41-12/6/42
----	-----------------

### Lost

8	Last: 9/22/02-11/18/02
---	------------------------

### Without winning

11	11/3/29-10/5/30 (0-9-2)
----	-------------------------

### Losses at home

8	11/23/69-11/8/70
---	------------------

### Losses on the road

16	11/12/73-11/30/75
----	-------------------

\*\*Indicates 16-game record, reflecting NFL schedule format since 1978. If a 16-game record does not fall within the top three listed, the 16-game record is also included.

## SCORING

### POINTS

#### Most, season

456	1985 (16 games)
445	2013 (16 games)
427	2006 (16 games)

#### Fewest, season

119	1929 (15 games)
123	1922 (12 games)
	1923 (12 games)
216	2000 (16 games)**

#### Most, game

61	vs. GB, 12/7/80 (win, 61-7)
	vs. SF, 12/12/65 (win, 61-20)
58	vs. BAL, 10/21/56 (win, 58-27)
57	at BAL, 11/25/62 (win, 57-0)

#### Most, first half

41	vs. SF, 10/29/06 (24, 17)
	vs. WAS, 11/28/48 (20, 21)
31	at TEN, 11/4/12 (28, 3)
	vs. DET, 9/18/05 (10, 21)
	vs. WAS, 9/29/85 (0, 31)

#### Most, second half

49	at PHI, 11/30/41 (21, 28)
38	at JAX, 10/7/12 (10, 28)

#### Most, first quarter

28	at TEN, 11/4/12
24	vs. SF, 10/29/06
21	vs. CIN, 9/28/86
	vs. CLE, 9/7/86
	vs. WAS, 11/9/80
	vs. Chi. Cards, 10/11/42

#### Most, second quarter

31	vs. WAS, 9/29/85
28	vs. TB, 9/26/93
	vs. GB, 12/7/80

#### Most, third quarter

27	vs. Chi. Cards, 9/5/37
24	at MIN, 9/19/85

#### Most, fourth quarter

28	Last: at JAX, 10/7/12
22	at PHI, 9/12/94
21	Last: vs. DAL 12/4/14

#### Margin of victory

57	at BAL, 11/25/62 (57-0)
54	vs. GB, 12/7/80 (61-7)
49	at NYG, 11/14/43 (56-7)
	vs. DET, 10/19/41 (49-0)

#### Margin of defeat

52	at BAL, 9/27/64 (52-0)
49	at GB, 9/30/62 (49-0)
47	at HOU, 11/6/77 (47-0)

**TOUCHDOWNS****Most, season**

- 56 1941 (11 games)
- 54 1965 (14 games)
- 53 1942 (11 games)
- 1947 (12 games)
- 1948 (12 games)
- 52 2013 (16 games)\*\*

**Fewest, season**

- 16 1982 (9 games)
- 1933 (13 games)
- 18 1974 (14 games)
- 22 2000 (16 games)\*\*
- 1993 (16 games)\*\*

**Most, game**

- 9 vs. GB, 12/7/80
- vs. SF, 12/12/65
- 8 at WAS, 10/26/47
- at NYG, 11/14/43

**EXTRA POINTS MADE****Most, season**

- 52 1965 (14 games)
- 51 1985 (16 games)\*\*
- 1948 (12 games)
- 50 2013 (16 games)

**Fewest, season**

- 15 1933 (13 games)
- 1932 (14 games)
- 16 1982 (9 games)
- 20 1997 (16 games)\*\*

**Most, game**

- 8 at WAS, 10/26/47 (8 of 8)
- at NYG, 11/14/43 (8 of 8)
- 7 vs. GB, 12/7/80 (7 of 9)
- vs. SF, 12/12/65 (7 of 9)
- at Rams, 10/13/63 (7 of 7)
- 6 Last: at TEN, 11/4/12 (6 of 6)

**Most, season (no misses)**

- 51 1985 (16 games)
- 47 2006 (16 games)
- 45 1995 (16 games)

**EXTRA POINTS MISSED****Most, season**

- 11 1941 (11 games)
- 1939 (11 games)
- 4 1976 (14 games) 27 of 31
- 1975 (14 games) 18 of 22
- 3 1983 (16 games) 35 of 38
- 1979 (16 games) 34 of 37
- 1978 (16 games) 26 of 29
- 1977 (14 games) 27 of 30

**Most, game**

- 3 Last: vs. CLE, 11/9/41
- 2 Last: vs. GB, 12/7/80

**FIELD GOALS MADE****Most, season**

- 33 2015 (16 games)
- 32 2006 (16 games)
- 31 2007 (16 games)
- 1985 (16 games)

**Fewest, season**

- † 1947 (12 games)
- 1944 (10 games)
- 8 1969 (14 games)
- 9 1982 (9 games)
- 1974 (14 games)
- 12 2014 (16 games)\*\*

**Most, game**

- 5 at PHI, 10/20/68
- vs. DET, 12/3/61
- 4 Last: at TB, 12/27/15

**FIELD GOALS ATTEMPTED****Most, season**

- 41 1986 (16 games)
- 39 2015 (16 games)
- 38 1985 (16 games)

**Fewest, season**

- 0 1944 (10 games)
- 13 1974 (14 games)
- 16 2014 (16 games)\*\*

**Most, game**

- 7 vs. GB, 11/17/63
- 6 Last: at GB, 11/8/87

**FIELD GOALS MISSED****Most, season**

- 18 1971 (14 games) 15 of 33 made
- 15 1999 (16 games) 17 of 32 made\*\*
- 1965 (14 games) 11 of 26 made
- 14 1970 (14 games) 20 of 34 made

**Fewest, season**

- 3 2013 (16 games) 26 of 29 made
- 2008 (16 games) 26 of 29 made
- 4 2014 (16 games) 12 of 16 made
- 2011 (16 games) 28 of 32 made
- 2009 (16 games) 24 of 28 made
- 2006 (16 games) 32 of 36 made
- 1989 (16 games) 15 of 19 made
- 1988 (16 games) 15 of 19 made
- 1974 (14 games) 9 of 13 made

\* NFL Record

† Tied NFL Record



**Most, game**

- 4 Last: vs. PHI, 9/14/86 (2 of 6)
- 3 Last: at MIN, 10/10/99 (1 of 4)

**TWO-POINT CONVERSIONS** (since 1994)**Most, season**

- 5 Last: 2014 (16 games)
- 2 Last: 2015 (16 games)

**Most, game**

- 2 at NE, 10/26/14
- 1 Last: at SD, 11/9/15

**SAFETIES****Most, season**

- 3 2004 (16 games)
- 1985 (16 games)
- 2 Last: 1986 (16 games)

**Most, game**

- 2 vs. PIT, 11/9/69
- 1 Last: vs. SF, 12/4/16

**TIME OF POSSESSION**

(since 1978)

**Highest average, season**

- 35:08 1984 (16 games)
- 34:33 1985 (16 games)
- 33:38 1994 (16 games)

**Lowest average, season**

- 27:42 2002 (16 games)
- 28:07 2008 (16 games)
- 2016 (16 games)

**Highest, game**

- 48:50 vs. SD, 10/25/81 (OT)
- 45:32 vs. MIA, 9/4/88
- 44:53 at MIA, 10/27/97 (OT)

**Lowest, game**

- 18:01 at DAL, 12/27/92
- 18:57 at MIN, 10/27/02
- 19:05 at MIN, 11/29/09

**FIRST DOWNS****TOTAL****Most, season**

- 344 2013 (16 games)
- 343 1985 (16 games)
- 340 1995 (16 games)

**Fewest, season**

- 114 1937 (11 games)
- 115 1933 (13 games)
- 140 1944 (10 games)
- 226 1993 (16 games)\*\*

**Most, game**

- 33 Last: vs. GB, 9/28/14
- 31 vs. WAS, 12/24/16
- 30 Last: at STL, 11/24/13

**Fewest, game**

- 2 vs. GB, 12/10/33
- 4 vs. DET, 11/22/81
- 5 vs. NE, 10/14/79

**RUSHING****Most, season**

- 176 1985 (16 games)
- 166 1986 (16 games)
- 164 1984 (16 games)

**Fewest, season**

- 55 1970 (14 games)
- 56 1982 (9 games)
- 63 1954 (12 games)
- 71 2009 (16 games)\*\*

**Most, game**

- 19 at GB, 10/30/77
- vs. GB, 11/6/55
- 18 vs. DET, 11/10/85
- 17 Last: vs. MIA, 9/4/88

**Fewest, game**

- 0 at DET, 11/27/14
- at MIN, 11/29/09
- at JAX, 12/12/04
- at GB, 12/11/94
- at BAL, 10/5/57
- vs. Chi. Cards, 10/14/45
- 1 Eight times; last vs. DET, 11/10/13

**PASSING****Most, season**

- 215 2013 (16 games)
- 212 2016 (16 games)
- 203 1999 (16 games)

**Fewest, season**

- 41 1940 (11 games)
- 48 1942 (11 games)
- 54 1972 (14 games)
- 98 1979 (16 games)\*\*

**Most, game**

- 21 vs. GB, 12/18/16
- vs. NYJ, 11/16/97
- at DAL, 11/18/62
- 20 Last: vs. TEN, 11/27/16
- 19 vs. BUF, 9/7/14
- vs. DAL, 12/9/13
- at STL, 11/24/13

\*\*Indicates 16-game record

**Fewest, game**

- 0 at GB, 9/28/41  
vs. GB, 11/7/37
- 1 vs. MIN, 12/3/06
- 2 Last: at SEA, 9/27/15

**BY PENALTY****Most, season**

- \*42 1987 (15 games)
- 37 2014 (16 games)
- 36 2006 (16 games)\*\*

**Fewest, season**

- 5 1939 (11 games)
- 7 2000 (16 games)\*\*
- 9 1942 (11 games)

**Most, game**

- 9 at CLE, 11/25/51
- 7 at TB, 9/8/91
- 6 at SF, 9/14/14  
vs. MIA, 11/5/06  
at GB, 10/25/92  
vs. DET, 11/22/87

**NET YARDS**

(Rushing and passing)

**YARDS****Most, season**

- 6,109 2013 (16 games)
- 5,837 1985 (16 games)
- 5,830 1983 (16 games)

**Fewest, season**

- 2,493 1982 (9 games)
- 2,591 1932 (14 games)
- 2,626 1937 (11 games)
- 3,717 1993 (16 games)\*\*

**Most, game**

- 682 at NYG, 11/14/43
- 596 vs. Chi. Cards, 12/11/49
- 594 vs. GB, 12/7/80

**Fewest, game**

- 24 vs. DET, 11/22/81
- 66 at DEN, 12/5/71
- 75 at DET, 10/28/62

**RUSHING****ATTEMPTS****Most, season**

- 674 1984 (16 games)
- 634 1978 (16 games)
- 627 1979 (16 games)

\*\*Indicates 16-game record

**Fewest, season**

- 275 1982 (9 games)
- 353 1970 (14 games)  
1954 (12 games)
- 355 2014 (16 games)\*\*

**Most, game**

- \*72 vs. Brooklyn, 10/20/35
- 63 vs. MIN, 10/20/77
- 62 vs. BUF, 10/7/79

**Fewest, game**

- 8 at DET, 11/27/14
- 11 at MIN, 11/29/09  
at PHI, 9/12/94
- 12 Six times; last vs. GB, 9/25/11

**YARDS****Most, season**

- 2,974 1984 (16 games)
- 2,847 1934 (13 games)
- 2,811 1977 (14 games)

**Fewest, season**

- 988 1982 (9 games)
- 1,092 1970 (14 games)
- 1,142 1954 (12 games)
- 1,330 2007 (16 games)\*\*

**Most, game**

- 408 vs. Brooklyn, 10/20/35
- 406 vs. GB, 11/6/55
- 375 at GB, 10/30/77

**Fewest, game**

- 1 at LA Rams, 10/26/52
- 12 at NYG, 11/25/56
- 13 at DET, 11/27/14  
vs. GB, 9/25/11

**AVERAGE****Highest, season**

- 5.02 1934 (13 games)
- 4.90 1955 (12 games)
- 4.75 1968 (14 games)
- 4.67 1983 (16 games)\*\*

**Lowest, season**

- 3.08 1953 (12 games)
- 3.09 1970 (14 games)
- 3.14 2007 (16 games)\*\*

**Highest, game**

- 13.75 at CIN Reds, 9/30/34
- 8.18 at DET, 9/29/13 (16 for 131)
- 7.55 vs. DET, 10/4/09 (20 for 151)

**Lowest, game**

- 0.03 at LA Rams, 10/26/52 (33 for 1)
- 1.08 vs. GB, 9/35/11 (12 for 13)
- 1.62 at DET, 11/27/14 (8 for 13)



## TOUCHDOWNS

## Most, season

- 30 1941 (11 games)
- 27 1985 (16 games)\*\*
- 1965 (14 games)

## Fewest, season

- 3 1970 (14 games)
- 1933 (13 games)
- 4 1999 (16 games)\*\*

## Most, game

- 6 vs. DET, 10/19/41
- 5 vs. MIA, 9/4/88
- 4 Last: vs. TB, 12/14/91

## FUMBLES

## Most, season

- †56 1938 (11 games)
- 40 1973 (14 games)
- 1972 (14 games)
- 37 1988 (16 games)\*\*

## Fewest, season

- 16 1982 (9 games)
- 1963 (14 games)
- 19 2014 (16 games)\*\*
- 2010 (16 games)
- 2008 (16 games)
- 20 2015 (16 games)

## Most, game

- 8 at NYG, 12/18/77
- at Chi. Cards, 9/11/38
- 7 vs. GB, 10/21/85
- at BAL, 12/5/65

## FUMBLES LOST

## Most, season

- 26 1973 (14 games)
- 22 1986 (16 games)\*\*

## Fewest, season

- 7 2009 (16 games)
- 8 2012 (16 games)
- 2001 (16 games)
- 1982 (9 games)
- 1978 (16 games)
- 9 2015 (16 games)
- 2011 (16 games)
- 2003 (16 games)
- 1996 (16 games)

## Most, game

- 5 vs. DET, 10/4/98
- vs. DAL, 9/16/73
- 4 Last: at CAR, 12/22/02

## OWN RECOVERED

## Most, season

- \*37 1938 (11 games)
- 21 2007 (16 games)\*\*
- 20 1981 (16 games)

## Fewest, season

- 5 1963 (14 games)
- 1955 (12 games)
- 6 2008 (16 games)\*\*
- 1989 (16 games)\*\*

## Most, game

- 7 at NYG, 12/18/77
- at Chi. Cards, 9/11/38
- 6 at GB, 11/15/81
- 5 at DET, 9/30/07
- at MIN, 10/5/75

## PASSING

## ATTEMPTS

## Most, season

- 684 1999 (16 games)
- 609 2014 (16 games)
- 595 1997 (16 games)

## Fewest, season

- 147 1937 (11 games)
- 148 1932 (14 games)
- 170 1936 (12 games)
- 352 1978 (16 games)\*\*

## Most, game

- 65 vs NYJ, 11/16/97
- 63 at WAS, 10/31/99
- 59 at NYG, 10/23/49

## Fewest, game

- 4 vs. DET, 10/15/67
- 7 vs. TB, 11/26/78
- 8 vs. DET, 10/19/80
- vs. BUF, 10/7/79

## COMPLETIONS

## Most, season

- 404 1999 (16 games)
- 396 2014 (16 games)
- 373 2013 (16 games)

## Fewest, season

- 56 1937 (11 games)
- 57 1934 (13 games)
- 58 1936 (12 games)
- 186 1978 (16 games)\*\*

\*\*Indicates 16-game record

**Most, game**

- 36 at STL, 11/24/13
- at WAS, 10/31/99
- 34 Last: at BUF, 9/7/14
- 33 at IND, 10/9/16
- vs. NYJ, 11/16/97
- at WAS, 10/25/64

**Fewest, game**

- 1 Last: at PHI, 12/10/72

**COMPLETION PERCENTAGE****Highest, season**

- 65.0 2014 (16 games) 396 of 609
- 64.4 2013 (16 games) 373 of 579
- 63.9 2015 (16 games) 334 of 523

**Lowest, season**

- 29.7 1934 (13 games) 57 of 192
- 33.2 1935 (12 games) 73 of 220
- 34.1 1936 (12 games) 58 of 170
- 45.4 1981 (16 games) 222 of 469\*\*

**Highest, game (10+)**

- 83.3 vs. GB, 12/7/80 (20 of 24)
- 81.5 Last: vs. NYJ, 12/15/02 (22 of 27)
- 80.8 at DET, 12/5/10 (21 of 26)

**Lowest, game (10+)**

- 11.7 vs. DEN, 12/12/76 (2 of 17)
- 16.7 vs. GB, 12/31/06 (2 of 12)
- 21.7 vs. KC, 12/29/90 (5 of 23)

**NET YARDS** (Gross yards minus sack yards)**Most, season**

- 4,281 2013 (16 games)
- 4,136 1999 (16 games)
- 3,969 2016 (16 games)

**Fewest, season**

- 955 1934 (13 games)
- 971 1932 (14 games)
- 1,014 1937 (11 games)
- 1,933 1978 (16 games)\*\*

**Most, game**

- 488 at NYG, 11/14/43
- 468 vs. Chi. Cards, 12/11/49

**Fewest, game**

- 20 vs. DET, 11/22/81
- 16 at HOU, 11/6/77

**TIMES SACKED****Most, season**

- 66 2004 (16 games)
- 56 2010 (16 games)
- 55 1969 (14 games)

**Fewest, season**

- 15 1995 (16 games)
- 17 2001 (16 games)
- 20 1963 (14 games)

**Most, game**

- 10 at NYG, 10/3/10
- 9 vs. GB, 1/2/05
- vs. MIN, 10/25/93
- at DEN, 12/5/71
- at MIN, 11/2/69

**YARDS LOST****Most, season**

- 449 2004 (16 games)
- 439 1969 (14 games)
- 395 1973 (14 games)

**Fewest, season**

- 95 1995 (16 games)
- 109 1947 (12 games)
- 120 2001 (16 games)

**Most, game**

- 78 at MIN, 11/2/69
- 70 at DEN, 12/5/71

**TOUCHDOWN PASSES****Most, season**

- 32 2013 (16 games)
- 30 2014 (16 games)
- 29 1995 (16 games)
- 1947 (12 games)

**Fewest, season**

- 5 1950 (12 games)
- 7 1993 (16 games)\*\*
- 1978 (16 games)\*\*

**Most, game**

- †7 at NYG, 11/14/43
- 4 Last: at SF, 9/14/14

**HAD INTERCEPTED****Most, season**

- 35 1954 (12 games)
- 1947 (12 games)
- 32 1960 (14 games)
- 28 1978 (16 games)\*\*

**Fewest, season**

- 7 1932 (14 games)
- 10 1995 (16 games)\*\*
- 11 1982 (9 games)
- 1941 (11 games)

**Most, game**

- 8 at DET, 9/22/68
- 7 at CLE, 12/22/60
- at BAL, 10/2/60

\*\*Indicates 16-game record



vs. LA Rams, 10/9/49

#### Returned for TD, season

\*6 1992 (16 games)

### INTERCEPTION PERCENTAGE

#### Highest, season

14.95 1942 (11 games) 29 int., 194 att.

13.67 1933 (13 games) 29 int., 212 att.

7.95 1978 (16 games) 28 int., 352 att.

#### Lowest, season

1.91 1995 (16 games) 10 int., 523 att.

2.24 2013 (16 games) 13 int., 579 att.

2.58 2008 (16 games) 12 int., 465 att.

## PUNTING

### PUNTS

#### Most, season

114 1981 (16 games)

110 2004 (16 games)

100 1976 (14 games)

#### Fewest, season

32 1941 (11 games)

38 1947 (12 games)

44 1945 (10 games)

58 1995 (16 games)\*\*

#### Most, game

17 vs. GB, 10/22/33

14 vs. GB, 12/10/33

12 vs. NO, 10/5/97

#### Fewest, game

0 vs. GB, 9/28/14

vs. DAL, 12/9/13

vs. DET, 10/1/72

at NYG, 11/28/65

vs. GB, 11/6/55

### GROSS AVERAGE

#### Highest, season

46.5 1963 (14 games)

44.8 1996 (16 games)\*\*

44.5 1964 (14 games)

#### Lowest, season

35.7 1945 (10 games)

36.2 1983 (16 games)\*\*

36.9 1976 (14 games)

#### Highest, game (4+ punts)

57.3 vs. LA Rams, 11/16/52

54.6 vs. GB, 10/21/85

54.0 at TB, 10/6/85

#### Lowest, game (4+)

22.1 at MIN, 10/10/76

25.0 at Card-Pitt, 12/3/44

26.4 vs. GB, 10/21/74

## PUNT RETURNS

### RETURNS

#### Most, season

64 1984 (16 games)

60 1950 (12 games)

57 1986 (16 games)

#### Fewest, season

18 2013 (16 games)

19 1968 (14 games)

21 2014 (16 games)

#### Most, game

11 vs. Chi. Cards, 10/8/50

8 vs. NE, 9/16/85

at DET, 12/16/84

### YARDS

#### Most, season

781 1948 (12 games)

651 2007 (16 games)\*\*

607 2006 (16 games)

#### Fewest, season

81 1968 (14 games)

97 1966 (14 games)

109 2014 (16 games)\*\*

#### Most, game

152 at ARZ, 10/16/06

151 vs. Chi. Cards, 10/12/41

143 vs. KC, 9/16/07

#### Fewest, game

-6 vs. MIN, 12/19/65

-5 at DAL, 9/19/10

vs. DAL, 11/24/68

vs. GB, 10/16/66

### AVERAGE

#### Highest, season

20.2 1941 (11 games)

17.1 2010 (16 games)\*\*

15.7 2011 (16 games)

#### Lowest, season

3.4 1957 (12 games)

3.8 1953 (12 games)

3.9 1966 (14 games)

5.2 2014 (16 games)\*\*

\* NFL Record

† Tied NFL Record

**TOUCHDOWNS****Most, season**

- 4 2007 (16 games)
- 3 2010 (16 games)
- 2006 (16 games)
- 2 2011 (16 games)
- 1987 (15 games)
- 1941 (11 games)

**Most, game**

- 1 Last: vs. PHI, 9/19/16

**FAIR CATCHES****Most, season**

- 28 1967 (14 games)

**Fewest, season**

- 3 1975 (14 games)

**Most, game**

- 6 Last: vs. SF, 12/4/16
- 5 Last: at DEN, 12/11/11

**KICK RETURNS****RETURNS****Most, season**

- 83 2002 (16 games)
- 80 2009 (16 games)
- 79 1997 (16 games)

**Fewest, season**

- 20 1942 (11 games)
- 26 1963 (14 games)
- 29 1941 (11 games)
- 1948 (12 games)
- 1943 (10 games)
- 33 2015 (16 games)\*\*

**Most, game**

- 10 at GB, 11/9/14
- at Chi. Cards, 11/27/55
- 9 at SF, 9/7/03
- at GB, 12/11/94
- at SF, 12/23/91
- 8 Last: at MIN, 11/29/09

**Fewest, game**

- 0 Last: vs. JAX, 10/16/16

**YARDS****Most, season**

- 1,999 2009 (16 games)
- 1,919 2008 (16 games)
- 1,762 2002 (16 games)

**Fewest, season**

- 424 1963 (14 games)
- 537 1942 (11 games)

632 1982 (9 games)

763 1991 (16 games)\*\*

**Most, game**

- 304 vs. GB, 11/9/52
- 288 at GB, 11/9/14
- 263 vs. MIN, 9/15/13

**Fewest, game**

- 1 vs. GB, 12/23/07

**AVERAGE****Highest, season**

- \*29.4 1972 (14 games)
- 27.9 1966 (14 games)
- 26.9 1942 (11 games)
- 27.0 2015 (16 games)\*\*

**Lowest, season**

- 16.3 1990 (16 games)
- 1963 (14 games)
- 16.4 1983 (16 games)

**TOUCHDOWNS****Most, season**

- †4 1970 (14 games)
- 3 1967 (14 games)
- 2 Last: 2007 (16 games)\*\*

**Most, game**

- †2 at STL, 12/11/06
- vs. GB, 11/9/52
- at GB, 9/22/40

**PENALTIES****Most, season**

- 124 2004 (16 games)
- 122 1948 (12 games)
- 121 1981 (16 games)
- 1944 (10 games)

**Fewest, season**

- 57 1955 (12 games)
- 58 1982 (9 games)
- 61 1953 (12 games)
- 63 2001 (16 games)\*\*

**Most, game**

- †22 at PHI, 11/26/44
- 17 at OAK, 9/26/99
- 16 at TB, 10/21/84
- at DEN, 10/16/78
- at BAL, 12/5/65

**Fewest, game**

- †0 6 times, last vs. DEN, 11/22/15
- 1 Last: vs. DET, 1/3/16

\* NFL Record

† Tied NFL Record



**YARDS PENALIZED**

**Most, season**

- 1,194 1968 (14 games)
- 1,107 1951 (12 games)
- 1,066 1948 (12 games)
- 967 2016 (16 games)\*\*

**Fewest, season**

- 350 1938 (11 games)
- 354 1935 (12 games)
- 416 1939 (11 games)
- 503 1994 (16 games)\*\*

**Most, game**

- 170 vs. ARZ, 9/20/15  
at PHI, 11/26/44
- 163 at GB, 11/9/14
- 147 at DEN, 10/16/78  
vs. WAS, 10/3/67

**Fewest, game**

- †0 vs. DEN, 11/22/15  
vs. PHI, 12/24/95  
at STL, 9/24/95  
at DET, 11/28/91  
vs. MIN, 10/23/72  
at CLE, 10/9/38
- 5 Last: vs. JAX, 12/7/08

**BEARS LEADING TACKLERS**

(Since 1998)

Year	Name	Pos	Tackles	Year	Name	Pos	Tackles
2016	Jerrell Freeman	LB	127	2006	Brian Urlacher	LB	185
2015	Adrian Amos	S	108	2005	Brian Urlacher	LB	171
2014	Jonathan Bostic	LB	127	2004	Lance Briggs	LB	168
2013	James Anderson	LB	129.5	2003	Brian Urlacher	LB	153
2012	Lance Briggs	LB	128	2002	Brian Urlacher	LB	214
2011	Lance Briggs	LB	147	2001	Brian Urlacher	LB	148
2010	Brian Urlacher	LB	146	2000	Brian Urlacher	LB	165
2009	Lance Briggs	LB	147	1999	Barry Minter	LB	149
2008	Lance Briggs	LB	136	1998	Marty Carter	SS	159
2007	Brian Urlacher	LB	158				

**SPECIAL TEAMS IN THE RANKINGS**

The Bears special teams unit finished 12th in the NFL during the 2015 regular season according to a composite ranking system based on the one used by Rick Gosselin of the *Dallas Morning News*. The system ranks each of the special teams units of every NFL team by way of 22 statistical categories. The rankings focus on return yards, coverage, drive starting point, punting categories, field goals, extra points, turnovers, blocked kicks, points and penalties.

Special teams leaders since 1990 below along with where Chicago finished each year since 1990.

Year	Bears Rank	Champion	Year	Bears Rank	Champion
2016	27	Philadelphia	2002	14	New Orleans
2015	12	Baltimore	2001	2	Philadelphia
2014	26	Philadelphia	2000	15	Miami
2013	11	Kansas City	1999	4	Seattle
2012	9	Minnesota	1998	4	Dallas
2011	3	San Francisco	1997	28	Jacksonville
2010	4	New England	1996	19	Buffalo
2009	6	Cleveland	1995	17	Washington
2008	8	Buffalo	1994	9	Cleveland
2007	1	Chicago	1993	8	New Orleans
2006	1	Chicago	1992	8	Indianapolis
2005	11	Buffalo	1991	25	LA Raiders
2004	10	Buffalo	1990	13	Atlanta
2003	7	Philadelphia			



## SCORING

## POINTS ALLOWED

## Most, season

- 478 2013 (16 games)
- 442 2014 (16 games)
- 421 1997 (16 games)

## Fewest, season

- 21 1920 (13 games)
- 35 1923 (12 games)
- \*44 1932 (14 games) \*Modern Era Record
- 1922 (12 games)
- 187 1986 (16 games)\*\*

## Most, game

- 55 at GB, 11/9/14
- at DET, 11/27/97
- 54 at PHI, 12/22/13
- 53 at Chi. Cards, 11/27/55

## Most, first half

- 42 at GB, 11/9/14 (14, 28)
- 38 at NE, 10/26/14 (7, 31)
- 34 at BAL, 10/4/58 (27, 7)

## Most, second half

- 38 at DET, 11/27/97 (17, 21)
- 35 at GB, 9/30/62 (21, 14)
- 34 at DET, 9/30/07 (0, 34)

## Most, first quarter

- 27 at BAL, 10/4/58
- 21 at PHI, 12/22/13
- at STL, 11/24/13
- 20 at TB, 10/25/87

## Most, second quarter

- 31 at NE, 10/26/14
- 28 at GB, 11/9/14
- 27 at DET, 9/29/13

## Most, third quarter

- 24 at DAL, 12/27/92
- 21 Last: vs. DAL, 12/4/14

## Most, fourth quarter

- \*34 at DET, 9/30/07
- 28 at SF, 12/23/91
- vs. GB, 11/6/55
- at LA Rams, 10/26/52
- 21 Last: at PHI, 12/22/13

## TOUCHDOWNS ALLOWED

## Most, season

- 56 2013 (16 games)
- 50 1997 (16 games)
- 49 2014 (16 games)

## Fewest, season

- †6 1932 (14 games)
- 18 1963 (14 games)
- 20 2005 (16 games)\*\*
- 1986 (16 games)\*\*
- 1982 (9 games)

## Most, game

- 7 Last: vs. ARZ, 9/20/15
- 6 Last: at NE, 10/26/14

## EXTRA POINTS ALLOWED

## Most, season

- 55 2013 (16 games) 55 of 56
- 49 2014 (16 games) 49 of 49
- 47 1975 (14 games) 47 of 48

## Fewest, season

- 4 1932 (14 games)
- 18 1982 (9 games) 18 of 20
- 1963 (14 games) 18 of 18
- 19 2005 (16 games) 19 of 20\*\*
- 2001 (16 games) 19 of 20\*\*
- 1986 (16 games) 19 of 20\*\*

## Most, game

- 7 Last: at GB, 11/9/14
- 6 Last: vs. ARZ, 9/20/15

## OPPONENTS' EXTRA POINTS MISSED

## Most, season

- 6 1955 (12 games)
- 4 2016 (16 games) 38 of 42
- 1978 (16 games) 28 of 32
- 1974 (14 games) 29 of 33
- 1970 (14 games) 27 of 31
- 3 Last: 2015 (16 games) 43 of 46

## Most, game

- 3 vs. CLE, 11/24/40
- 2 Last: vs. NYG, 11/20/16

## FIELD GOALS MADE ALLOWED

## Most, season

- 38 2008 (16 games)
- 37 2002 (16 games)
- 33 2016 (16 games)
- 2014 (16 games)

\*\*Indicates 16-game record

\* NFL Record

† Tied NFL Record



**Fewest, season**

- †0 1942 (11 games)
- 1932 (14 games)
- 1 1943 (12 games)
- 2 1944 (12 games)
- 12 1979 (16 games)\*\*
- 1985 (16 games)\*\*

**Most, game**

- 6 at OAK, 11/27/11
- 5 vs. CAR, 10/28/12
- at ATL, 10/12/08
- vs. OAK, 10/5/03
- at SF, 9/7/03
- vs. TB, 12/29/02
- at MIN, 10/10/99
- vs. KC, 12/29/90
- vs. MIN, 9/23/73
- vs. WAS, 11/14/71

**FIELD GOAL ATTEMPTS ALLOWED****Most, season**

- 44 2002 (16 games)
- 41 1994 (16 games)
- 1971 (14 games)
- 39 2014 (16 games)
- 1973 (14 games)

**Fewest, season**

- 2 1942 (11 games)
- 5 1951 (12 games)
- 6 1944 (10 games)
- 19 1985 (16 games)\*\*

**Most, game**

- 7 vs. DAL, 11/24/68
- 6 Last: at OAK, 11/27/11
- 5 Last: vs. IND, 10/9/16

**OPPONENTS' FIELD GOALS MISSED****Most, season**

- 18 1968 (14 games) 13 of 31
- 15 1971 (14 games) 24 of 39
- 14 1967 (14 games) 10 of 24
- 13 1987 (16 games) 18 of 31
- 1980 (16 games) 14 of 27

**Fewest, season**

- 2 Last: 2016 (16 games) 33 of 35
- 3 1978 (16 games) 16 of 19

**Most, game**

- 5 vs. DAL, 11/24/68 (2 of 7)
- 4 vs. ATL, 9/26/76 (1 of 5)
- at NO, 10/7/73 (0 of 4)
- 3 Last: vs. GB, 10/7/02 (2 of 5)

\*\*Indicates 16-game record

**OPPONENTS' SAFETIES AGAINST****Most, season**

- 2 Last: 1988 (16 games)

**Most, game**

- 1 Last: at PHI, 12/22/13

**FIRST DOWNS****TOTAL ALLOWED****Most, season**

- 353 2013 (16 games)
- 332 1989 (16 games)
- 328 2002 (16 games)

**Fewest, season**

- 98 1942 (11 games)
- 166 1982 (9 games)
- 196 1963 (14 games)
- 216 1984 (16 games)\*\*

**Most, game**

- 35 at WAS, 11/26/89
- 32 at GB, 10/20/16
- at NE, 10/26/14
- 31 Last: at MIN, 11/29/09

**Fewest, game**

- 3 at DET, 11/23/41
- at CLE, 10/9/38
- 5 at GB, 10/17/91
- 6 Last: vs. SEA, 9/9/90

**RUSHING ALLOWED****Most, season**

- 147 2013 (16 games)\*\*
- 138 1973 (14 games)
- 124 1977 (14 games)

**Fewest, season**

- \*35 1942 (11 games)
- 49 1943 (10 games)
- 1944 (10 games)
- 53 1982 (9 games)
- 67 1986 (16 games)\*\*

**Most, game**

- 19 vs. DEN, 12/12/76
- at MIN, 10/17/65
- 17 vs. LA Rams, 12/2/73
- 16 at PHI, 12/22/13

**Fewest, game**

- †0 at ARZ, 12/23/12
- vs. DET, 11/20/94
- vs. BUF, 10/2/88
- at TB, 10/6/85
- at DET, 10/28/45
- at Chi. Cards, 12/6/42
- at CLE, 10/10/37

**PASSING ALLOWED****Most, season**

227	2014 (16 games)
212	1995 (16 games)
208	2008 (16 games)

**Fewest, season**

*33	1943 (10 games)
38	1944 (10 games)
44	1945 (10 games)
122	1984 (16 games)**

**Most, game**

25	at NE, 10/26/14
24	at DAL, 10/1/12
23	at SF, 12/17/00

**Fewest, game**

†0	Last: vs. ATL, 11/24/85
----	-------------------------

**BY PENALTY****Most, season**

36	1968 (14 games)
35	2016 (16 games)
33	2002 (16 games)**

**Fewest, season**

10	1953 (12 games)
11	2010 (16 games)**
	1982 (9 games)
	1977 (14 games)
12	1994 (16 games)

**Most, game**

7	at PHI, 11/26/44
6	at GB, 10/20/16
5	at GB, 11/26/15
	vs. WAS, 9/15/68

**NET YARDS****YARDS ALLOWED** (Rushing & passing)**Most, season**

6,313	2013 (16 games)
6,033	2014 (16 games)
5,729	1989 (16 games)

**Fewest, season**

1,703	1942 (11 games)
2,006	1944 (10 games)
2,133	1938 (11 games)
3,860	1984 (16 games)**

**Most, game**

583	at LA Rams, 12/26/82
557	at LA Rams, 10/24/54
550	at CLE, 11/25/61

**Fewest, game**

33	vs. PHI, 10/25/42
54	at PIT, 10/2/39
86	vs. PIT, 11/9/69

**RUSHING****ATTEMPTS ALLOWED****Most, season**

564	1978 (16 games)
563	1973 (14 games)
547	1975 (14 games)

**Fewest, season**

260	1982 (9 games)
294	1942 (11 games)
298	1944 (10 games)
359	1985 (16 games)**

**Most, game**

59	vs. DEN, 12/12/76
55	at DAL, 10/24/76
54	at NE, 10/30/88

**Fewest, game**

10	vs. ATL, 9/27/92
	vs. BUF, 10/2/88
	vs. MIA, 9/4/88
11	vs. TB, 10/23/11 (Wembley Stadium)
	vs. GB, 11/27/88
12	vs. DET, 11/22/87

**YARDS ALLOWED****Most, season**

2,583	2013 (16 games)
2,509	1973 (14 games)
2,157	1977 (14 games)

**Fewest, season**

*519	1942 (11 games)
812	1939 (11 games)
902	1982 (9 games)
1,313	2001 (16 games)**

**Most, game**

393	at DET, 11/26/36
356	vs. DEN, 12/12/76
311	vs. MIN, 10/14/07

**Fewest, game**

-36	vs. PHI, 11/19/39
-17	at Chi. Cards, 12/6/42
0	vs. BUF, 10/2/88
11	at MIN, 10/28/96

**AVERAGE ALLOWED****Highest, season**

5.34	2013 (16 games)
5.28	1955 (12 games)
5.26	1951 (12 games)
4.73	1962 (14 games)

\* NFL Record

† Tied NFL Record

**Lowest, season**

- 1.77 1942 (11 games)
- 2.26 1937 (11 games)
- 2.30 1939 (11 games)
- 3.41 1988 (16 games)\*\*

**Highest, game**

- 9.83 vs. GB, 12/18/16 (23 for 226 yards)
- 9.52 at DEN, 11/23/03 (21 for 200 yards)
- 9.11 at NYJ, 9/25/94 (18 for 164 yards)

**Lowest, game**

- 0.89 at Chi. Cards, 12/6/42 (19 for -17 yards)
- 0.00 vs. BUF, 10/2/88 (10 for 0 yards)
- 0.69 vs. TEN, 11/9/08 (29 for 20 yards)

**TOUCHDOWNS ALLOWED****Most, season**

- 25 1975 (14 games)
- 22 2013 (16 games)\*\*
- 21 1989 (16 games)

**Fewest, season**

- 3 1942 (11 games)
- 1932 (14 games)
- 4 1986 (16 games)\*\*
- 1982 (9 games)
- 1933 (13 games)

**Most, game**

- 6 at Chi. Cards, 11/28/29
- 5 vs. GB, 11/4/62
- at GB, 9/30/62
- 4 Last: vs. WASH, 12/24/16

**PASSING****ATTEMPTS ALLOWED****Most, season**

- 631 2011 (16 games)
- 622 2008 (16 games)
- 602 2001 (16 games)

**Fewest, season**

- 187 1933 (13 games)
- 190 1938 (11 games)
- 194 1935 (12 games)
- 435 1984 (16 games)\*\*

**Most, game**

- 67 vs. TB, 9/21/08
- 63 vs. DET, 11/13/11
- 62 vs. PHI, 10/2/89

**Fewest, game**

- 3 at DET, 11/28/35
- vs. NYG, 11/17/35
- 9 vs. ATL, 9/17/72
- 10 vs. GB, 11/12/72

**COMPLETIONS ALLOWED****Most, season**

- 383 2011 (16 games)
- 2008 (16 games)
- 374 1995 (16 games)
- 366 2014 (16 games)

**Fewest, season**

- 59 1935 (12 games)
- 63 1933 (13 games)
- 64 1943 (12 games)
- 197 1984 (16 games)\*\*

**Most, game**

- 41 at TB, 11/18/01
- 40 at DAL, 10/1/12
- 39 at GB, 10/20/16

**Fewest, game**

- †0 at GB, 9/25/49
- at Boston, 11/5/33
- vs. Chi. Cards, 10/15/33
- 1 vs. SF, 11/13/05
- 3 vs. ATL, 11/24/85
- vs. GB, 12/16/73
- at GB, 11/4/73

**OPPONENTS' COMPLETION PERCENTAGE****Highest, season**

- 66.8 2014 (16 games)
- 64.5 2016 (16 games)
- 64.2 2009 (16 games)

**Lowest, season**

- 30.4 1935 (12 games)
- 31.5 1943 (10 games)
- 32.3 1934 (13 games)
- 44.4 1981 (16 games)\*\*

**Highest, game (10+ attempts)**

- 86.8 at NE, 10/26/14
- 86.7 at BAL, 9/27/64
- 85.0 at MIN, 12/20/15
- at ATL, 10/14/73

**Lowest, game (10+)**

- †0.0 at GB, 9/25/49
- 7.7 vs. SF, 11/13/05
- 17.4 vs. ATL, 11/24/85
- at DET, 11/5/67

**NET YARDS ALLOWED****Most, season**

- 4,230 2014 (16 games)
- 4,065 2011 (16 games)
- 4,001 1995 (16 games)

**Fewest, season**

691	1933 (13 games)
1,674	1973 (14 games)
1,765	1963 (14 games)
2,486	1984 (16 games)**

**Most, game**

506	at LA Rams, 12/26/82
411	at MIN, 9/19/85
407	vs. TB, 9/21/08

**Fewest, game**

-22	vs. ATL, 11/24/85
-12	at GB, 11/4/73
-7	vs. TB, 11/26/78

**SACKS** (since 1972)**Most, season**

72	1984 (16 games)
70	1987 (15 games)
64	1985 (16 games)

**Fewest, season**

18	2003 (16 games)
23	1972 (14 games)
25	1974 (14 games)

**Most, game**

12	at DET, 12/16/84
11	at PHI, 10/4/87
	vs. MIN, 10/28/84
9	Last: at LA Raiders, 12/27/87

**YARDS LOST****Most, season**

583	1984 (16 games)
503	1986 (16 games)
484	1987 (16 games)

**Fewest, season**

105	2003 (16 games)
154	1953 (12 games)
171	1974 (14 games)

**Most, game**

114	vs. MIN, 12/17/61
107	vs. DET, 11/20/60
101	vs. MIN, 10/28/84

**TD PASSES ALLOWED****Most, season**

34	2014 (16 games)
31	2015 (16 games)
29	2009 (16 games)

\* NFL Record † Tied NFL Record

**Fewest, season**

2	1934 (13 games)
3	1936 (12 games)
	1932 (14 games)
4	1933 (13 games)
10	2005 (16 games)**

**Most, game**

6	at GB, 11/9/14
5	at NE, 10/26/14
	at GB, 12/25/11
	vs. ARZ, 11/8/09
	at CIN, 10/25/09
	at GB, 11/12/95
	at MIN, 11/28/82
	at PIT, 9/28/80
	vs. SF, 11/19/72
4	Last: at MIN, 12/20/15

**TURNOVERS****TAKEAWAYS****Most, season**

58	1947 (12 games)
54	1985 (16 games)**
51	1963 (14 games)

**Fewest, season**

†11	2016 (16 games); 8 INTs, 3 FRs
17	2015 (16 games); 8 INTs, 3 FRs

**Most, game**

†12	at DET, 11/22/42 (7 int, 5 fum)
9	vs. StL Cards, 11/19/67 (7 int, 2 fum)
8	vs. TB, 9/2/84 (6 int, 2 fum)
	at GB, 9/24/67 (5 int, 3 fum)
	vs. PHI, 10/27/63 (4 int, 4 fum)
	at LA Rams, 10/13/63 (6 int, 2 fum)

**FUMBLES****OPPONENTS' FUMBLES****Most, season**

44	1952 (12 games)
38	1990 (16 games)**
37	2010 (16 games)
	1987 (15 games)
	1983 (16 games)
	1976 (14 games)
	1972 (14 games)

**Fewest, season**

13	2016 (16 games)
	1960 (12 games)
17	2008 (16 games)**
	1988 (16 games)

**Most, game**

- 7 at GB, 9/16/90
- vs. GB, 12/18/83
- at LA Rams, 9/16/66
- at LA Rams, 11/15/64
- 6 at TEN, 11/4/12
- vs. DET, 10/22/12
- vs. WAS, 10/24/10

**OPPONENTS' FUMBLES LOST****Most, season**

- 26 1952 (12 games)
- 24 1965 (14 games)
- 1962 (14 games)
- 23 1976 (14 games)
- 1971 (14 games)
- 22 1981 (16 games)\*\*

**Fewest, season**

- 3 2016 (16 games)
- 5 2003 (16 games)
- 6 1945 (10 games)
- 1943 (10 games)

**Most, game**

- 5 at OAK, 9/26/99
- at KC, 11/8/81
- at DEN, 9/30/73
- 4 Last: at TEN, 11/4/12

**TOUCHDOWNS ON FUMBLES****Most, season**

- 5 1942 (11 games)
- 2 Last: 2011 (16 games)\*\*

**Most, game**

- 2 at ARZ, 10/16/06
- vs. WAS, 11/28/48
- 1 Last: at GB, 10/20/16

**INTERCEPTIONS****INTERCEPTIONS****Most, season**

- 37 1935 (12 games)
- 36 1963 (14 games)
- 35 1936 (12 games)
- 34 1985 (16 games)\*\*

**Fewest, season**

- 8 2016 (16 games)
- 2015 (16 games)
- 9 2002 (16 games)
- 10 1964 (14 games)
- 1960 (12 games)

**Most, game**

- 7 vs. StL Cards, 11/19/67
- at Chi. Cards, 12/5/54

at DET, 11/22/42

at GB, 9/22/40

6 vs. TB, 9/2/84

at LA Rams, 10/13/63

**YARDS RETURNED****Most, season**

- 585 1941 (11 games)
- 546 2004 (16 games)\*\*
- 537 1963 (14 games)

**Fewest, season**

- 60 1997 (16 games)
- 69 1987 (15 games)
- 99 1982 (9 games)

**Most, game**

- 149 vs. LA Rams, 10/11/64
- 140 vs. GB, 12/4/05

**TOUCHDOWNS****Most, season**

- 8 2012 (16 games)
- 5 2013 (16 games)
- 2004 (16 games)
- 4 Last: 2011 (16 games)

**Most, game**

- 2 Last: at JAX, 10/7/12

**PUNTING****PUNTS ALLOWED****Most, season**

- 100 2006 (16 games)
- 1986 (16 games)
- 1984 (16 games)
- 99 1983 (16 games)
- 98 1981 (16 games)

**Fewest, season**

- 42 1945 (10 games)
- 49 2014 (16 games)\*\*
- 1982 (9 games)
- 56 1941 (11 games)

**Most, game**

- 16 vs. Chi. Cards, 11/30/33
- 15 vs. NYG, 11/17/35
- 11 vs. KC, 12/4/11
- vs. TB, 12/17/07
- at CAR, 12/22/02
- vs. NE, 9/16/85
- at CLE, 10/15/72

**Fewest, game**

- ↑0 vs. GB, 9/28/14
- vs. GB, 12/17/89
- at MIA, 9/23/79
- at GB, 9/24/67
- at DET, 12/2/56

**GROSS AVERAGE ALLOWED****Highest, season**

46.6 1964 (14 games)  
 45.0 2016 (16 games)  
 44.5 2013 (16 games)

**Lowest, season**

35.4 1978 (16 games)  
 36.3 1976 (14 games)  
 37.3 1995 (16 games)

**Highest, game (4+ punts)**

61.8 vs. DET, 11/24/46  
 55.3 at DET, 10/18/15  
 at DAL, 9/28/97  
 54.6 at OAK, 11/27/11

**Lowest, game (4+)**

19.0 vs. GB, 12/23/07  
 23.6 vs. ATL, 11/19/78  
 25.5 at PIT, 11/30/58

**PUNT RETURNS****RETURNS ALLOWED****Most, season**

66 1981 (16 games)  
 58 1974 (14 games)  
 57 2004 (16 games)

**Fewest, season**

15 2013 (16 games)  
 20 1941 (11 games)  
 22 Last: 2016 (16 games)

**Most, game**

9 at Chi. Cards, 11/29/59  
 8 at DEN, 12/11/11  
 at OAK, 11/11/07  
 vs. WAS, 10/11/81  
 at ATL, 10/13/74  
 7 Last: vs. TB, 12/17/06

**Fewest, game**

†0 Last: vs. GB, 12/29/13

**YARDS ALLOWED****Most, season**

727 1997 (16 games)  
 633 1974 (14 games)  
 612 1952 (12 games)

**Fewest, season**

84 2012 (16 games)  
 106 1969 (14 games)  
 110 1972 (14 games)

**Most, game**

147 vs. GB, 11/8/59  
 117 at ATL, 10/13/74  
 116 at TB, 12/21/97

**AVERAGE RETURN ALLOWED****Highest, season**

17.0 1941 (11 games)  
 16.1 1952 (12 games)  
 16.0 1947 (10 games)  
 14.0 1997 (16 games)\*\*

**Lowest, season**

3.4 2012 (16 games)  
 3.8 1969 (14 games)  
 4.1 1967 (14 games)

**TOUCHDOWNS ALLOWED****Most, season**

2 1997 (16 games)  
 1996 (16 games)  
 1954 (12 games)  
 1952 (12 games)  
 1947 (12 games)  
 1941 (11 games)  
 1933 (13 games)

**Most, game**

1 Last: vs. DET, 10/2/16

**FAIR CATCHES FORCED****Most, season**

38 1993 (16 games)  
 33 2000 (16 games)  
 31 2016 (16 games)

**Fewest, season**

5 1989 (16 games)  
 6 1990 (16 games)  
 7 1987 (15 games)  
 1982 (9 games)  
 1980 (16 games)

**Most, game**

7 vs. DET, 11/21/76  
 6 at GB, 12/16/73

**KICKOFF RETURNS****RETURNS ALLOWED****Most, season**

83 2006 (16 games)  
 78 1985 (16 games)  
 73 1990 (16 games)

**Fewest, season**

30 1982 (9 games)  
 32 1971 (14 games)  
 33 1957 (12 games)  
 1973 (14 games)  
 35 2014 (16 games)\*\*  
 2011 (16 games)\*\*

**Most, game**

- 10 at DET, 9/24/89
- 9 vs. TB, 9/25/93  
vs. GB, 12/7/80  
vs. BAL, 10/21/56  
at Boston, 11/21/48
- 8 Last: at MIN, 12/20/10

**Fewest, game**

- †0 Last: vs. SEA, 12/2/12

**YARDS ALLOWED****Most, season**

- 1,827 1985 (16 games)
- 1,730 2006 (16 games)
- 1,656 2008 (16 games)

**Fewest, season**

- 435 1940 (11 games)
- 537 1982 (9 games)
- 614 2014 (16 games)

**Most, game**

- 275 at DET, 9/24/89
- 254 at LA Rams, 10/13/63
- 234 vs. GB, 12/7/80

**Fewest, game**

- †0 Last: at DEN, 12/11/11

**AVERAGE ALLOWED****Highest, season**

- 27.8 1960 (12 games)
- 26.6 1956 (12 games)
- 26.1 1957 (12 games)
- 25.2 2015 (16 games)\*\*

**Lowest, season**

- 16.0 1946 (11 games)
- 16.6 1999 (16 games)\*\*
- 17.3 1993 (16 games)

**TOUCHDOWNS ALLOWED****Most, season**

- 2 2015
- 1 Last: 2013

**Most, game**

- 1 Last: at SEA, 9/27/15

**PENALTIES****OPPONENTS' PENALTIES****Most, season**

- 132 2006 (16 games)
- 129 1980 (16 games)
- 120 2004 (16 games)
- 1987 (15 games)

**Fewest, season**

- 34 1942 (11 games)
- 43 1941 (11 games)
- 52 1982 (9 games)
- 69 2013 (16 games)\*\*

**Most, game**

- 21 at CLE, 11/25/51
- 18 vs. GB, 9/27/10
- 16 at SF, 9/14/14  
at GB, 11/8/87

**Fewest, game**

- †0 Last: at GB, 11/4/13
- 1 Last: vs. GB, 12/29/13

**OPPONENTS' YARDS PENALIZED****Most, season**

- 1,109 1980 (16 games)
- 1,103 1987 (15 games)
- 1,084 2006 (16 games)

**Fewest, season**

- 110 1937 (11 games)
- 451 1982 (9 games)
- 601 1974 (14 games)
- 645 1994 (16 games)\*\*

**Most, game**

- 209 at CLE, 11/25/51
- 152 vs. GB, 9/27/10
- 149 vs. NO, 10/8/00

**Fewest, game**

- †0 Last: at GB, 11/4/13
- 5 Last: vs. LA Rams, 12/18/94

\*\*Indicates 16-game record

**SERVICE****Games**

- 13 Mark Bortz, 1983-94
- 12 Kevin Butler, 1985-95  
Dennis Gentry, 1982-92  
Dan Hampton, 1979-90  
Jay Hilgenberg, 1981-91  
Steve McMichael, 1981-93  
Ron Rivera, 1984-92  
Mike Singletary, 1981-92  
Keith Van Horne, 1981-93
- 11 Jim Covert, 1983-90

**Starts**

- 12 Mark Bortz, 1983-94  
Jay Hilgenberg, 1981-91  
Mike Singletary, 1981-92  
Keith Van Horne, 1981-93
- 11 Jim Covert, 1983-90  
Dan Hampton, 1979-90  
Steve McMichael, 1981-93
- 10 Richard Dent, 1983-93, 95  
Tom Thayer, 1985-92

**SCORING****Points, career**

- 74 Kevin Butler, 1985-95
- 37 Robbie Gould, 2005-15
- 33 Jack Manders, 1933-41

**Points, game**

- 15 Jack Manders, vs. WAS, 12/12/37
- 14 Kevin Butler, vs. NE, 1/26/86
- 13 Robbie Gould, vs. NO, 1/21/07

**Touchdowns, career**

- 4 Thomas Jones, 2004-06  
Dennis McKinnon, 1983-85, 87-89  
Norm Standlee, 1941  
Harry Clark, 1940-43
- 3 Willie Gault, 1983-87  
Jim McMahon, 1982-88  
Ken Kavanaugh, 1940-41, 45-50  
Dante Magnani, 1943, 46, 49

**Touchdowns, game**

- 2 Last: Jay Cutler, vs. SEA, 1/16/11

**Field Goals, career**

- 16 Kevin Butler, 1985-95
- 6 Robbie Gould, 2005-15  
Bob Snyder, 1939-41, 43  
Jack Manders, 1933-40
- 2 Bob Thomas, 1975-84

**Field Goals, game**

- 3 Last: Robbie Gould, vs. NO, 1/21/07
- 2 Last: Robbie Gould, vs. SEA, 1/14/07

**Field Goals, long**

- 49 Robbie Gould, vs. SEA, 1/14/07
- 46 Kevin Butler, vs. PHI, 12/31/88
- 44 Robbie Gould, vs. IND, 2/4/07



Robbie Gould converts a 49-yard field goal in overtime against the Seattle Seahawks to give the Bears a 27-24 win on Jan. 14, 2007 in the NFC Divisional playoff.





## RUSHING

### Attempts, career

- 180 Walter Payton, 1975-87
- 81 Neal Anderson, 1986-93
- 75 Thomas Jones, 2004-06

### Attempts, game

- 27 Neal Anderson, vs. NO, 1/6/91
- Walter Payton, vs. NYG, 1/5/86
- 25 Matt Forté, vs. SEA, 1/16/11
- 24 Last: Cedric Benson, vs. NO, 1/21/07

### Yards, career

- 632 Walter Payton, 1975-87
- 381 Thomas Jones, 2004-06
- 279 Neal Anderson, 1986-93

### Yards, game

- 123 Thomas Jones, vs. NO, 1/21/07
- 119 George McAfee, vs. GB, 12/14/41
- 112 Thomas Jones, vs. IND, 2/4/07

### Touchdowns, career

- 4 Thomas Jones, 2004-06
- Norm Standlee, 1941
- 3 Jim McMahon, 1982-88
- 2 Last: Jay Cutler, 2009-15

### Touchdowns, game

- 2 Last: Jay Cutler, vs. SEA, 1/16/11

### Long

- 68 Bill Osmanski, at WAS, 12/8/40
- 58 Thomas Sanders, vs. PHI, 12/31/88
- 52 Thomas Jones, vs. IND, 2/4/07

## PASSING

### Attempts, career

- 133 Rex Grossman, 2003-08
- 127 Jim McMahon, 1982-88
- 93 Mike Tomczak, 1985-90

### Attempts, game

- 44 Jim Harbaugh, vs. DAL, 12/29/91
- 41 Rex Grossman, vs. CAR, 1/15/06
- 38 Rex Grossman, vs. SEA, 1/14/07

### Completions, career

- 70 Jim McMahon, 1982-88
- 69 Rex Grossman, 2003-08
- 45 Mike Tomczak, 1985-90
- Sid Luckman, 1939-50

### Completions, game

- 22 Jim Harbaugh, vs. DAL, 12/29/91
- 21 Rex Grossman, vs. SEA, 1/14/07
- 20 Rex Grossman, vs. IND, 2/4/07

### Yards, career

- 967 Jim McMahon, 1982-88
- 783 Rex Grossman, 2003-08
- 721 Sid Luckman, 1939-50

### Yards, game

- 286 Sid Luckman, vs. WAS, 12/26/43
- 282 Rex Grossman, vs. SEA, 1/14/07
- 274 Jay Cutler, vs. SEA, 1/16/11

### Touchdowns, career

- 9 Sid Luckman, 1939-50
- 4 Jim McMahon, 1982-88
- Rex Grossman, 2003-08
- 2 Last: Jay Cutler, 2009-15

### Touchdowns, game

- 5 Sid Luckman, vs. WAS, 12/26/43
- 2 Last: Jay Cutler, vs. SEA, 1/16/11
- 1 Last: Caleb Hanie, vs. GB, 1/23/11

### Interceptions, career

- 5 Mike Tomczak, 1985-90
- 4 Jim McMahon, 1982-88
- Bob Avellini, 1975-84
- Sid Luckman, 1939-50
- Rex Grossman, 2003-08
- 3 Johnny Lujack, 1948-51
- Steve Walsh, 1994-95

### Interceptions, game

- 4 Bob Avellini, at DAL, 12/26/77
- 3 Mike Tomczak, vs. PHI, 12/31/88
- Jim McMahon, vs. WAS, 1/10/88
- Johnny Lujack, at LA Rams, 12/17/50
- 2 Last: Caleb Hanie, vs. GB, 1/23/11

### Long

- 75t Steve Fuller, at WAS, 12/30/84
- 68t Rex Grossman, vs. SEA, 1/14/07
- 67t George Corbett, vs. NYG, 12/17/33



Thomas Jones is the Bears second leading rusher in Bears playoff history with 381 yards and tied for first in career playoff touchdowns with four.



## RECEIVING

### Receptions, career

- 22 Walter Payton, 1975-87
- 20 Dennis McKinnon, 1983-85, 87-88
- 19 Bernard Berrian, 2004-07

### Receptions, game

- 10 Matt Forté, vs. GB, 1/23/11
- 9 Tom Waddle, vs. DAL, 12/29/91
- 7 Wendell Davis, vs. DAL, 12/29/91
- Walter Payton, vs. LA Rams, 1/12/86

### Yards, career

- 454 Willie Gault, 1983-87
- 345 Dennis McKinnon, 1983-85, 87-88
- 296 Bernard Berrian, 2004-07

### Yards, game

- 129 Willie Gault, vs. NE, 1/26/86
- 122 Dante Magnani, vs. WAS, 12/26/43
- 113 Greg Olsen, vs. SEA, 1/16/11

### Touchdowns, career

- 4 Dennis McKinnon, 1983-85, 87-89
- 3 Willie Gault, 1983-87
- 2 Bernard Berrian, 2004-07
- Ken Kavanaugh, 1940-41, 45-50
- Dante Magnani, 1943, 46, 49
- Harry Clark, 1940-43
- Bill Karr, 1933-38

### Touchdowns, game

- 2 Dennis McKinnon, vs. NYG, 1/5/86
- Harry Clark, vs. WAS, 12/26/43
- Dante Magnani, vs. WAS, 12/26/43
- Bill Karr, vs. NYG, 12/17/33
- 1 Last: Earl Bennett, vs. GB, 1/23/11

### Long

- 75t Willie Gault, at WAS, 12/30/84
- 68t Bernard Berrian, vs. SEA, 1/14/07
- 67t Carl Brumbaugh, vs. NYG, 12/17/33

## PUNTING

### Punts, career

- 44 Brad Maynard, 2001-10
- 29 Maury Buford, 1985-86, 89-91
- 22 Sid Luckman, 1939-50

### Punts, game

- 10 Maury Buford, vs. LA Rams, 1/12/86
- Keith Molesworth, vs. NYG, 12/17/33
- 9 Brad Maynard, vs. GB, 1/23/11
- Keith Molesworth, vs. NYG, 12/9/34
- 7 Last: Brad Maynard, vs. NO, 1/21/07

### Yards, career

- 1,766 Brad Maynard, 2001-10
- 1,102 Maury Buford, 1985-91
- 863 Sid Luckman, 1939-50

### Yards, game

- 398 Keith Molesworth, vs. NYG, 12/17/33
- 366 Keith Molesworth, vs. NYG, 12/9/34
- 363 Maury Buford, vs. LA Rams, 1/12/86

### Long

- 66 Brad Maynard, vs. NO, 1/21/07
- 63 Sam Francis, vs. WAS, 12/12/37
- 61 George McAfee, vs. GB, 12/21/41

## PUNT RETURNS

### Returns, career

- 11 Devin Hester, 2006-13
- Keith Ortego, 1985-87
- 9 George McAfee, 1940-41, 45-50

### Returns, game

- 6 George McAfee, at LA Rams, 12/17/50
- 5 Keith Ortego, vs. NYG, 1/5/86
- Lew Barnes, vs. WAS, 1/3/87
- 4 Keith Ortego, vs. LA Rams, 1/12/86
- Keith Molesworth, at NYG, 12/9/34

### Yards, career

- 108 George McAfee, 1940-41, 45-50
- 100 Keith Molesworth, 1931-38
- 94 Hugh Gallarneau, 1941-46

### Yards, game

- 81 Hugh Gallarneau, vs. GB, 12/14/41
- 79 George McAfee, at LA Rams, 12/17/50
- 67 Keith Molesworth, at NYG, 12/9/34

### Touchdowns, career

- 1 Shaun Gayle (5 yards), vs. NYG, 1/5/86
- Hugh Gallarneau (81 yards), vs. GB, 12/14/41

### Long

- 81t Hugh Gallarneau, vs. GB, 12/14/41
- 28 Keith Molesworth, at NYG, 12/9/34
- 26 Devin Hester, vs. SEA, 1/16/11

## KICKOFF RETURNS

### Returns, career

- 17 Dennis Gentry, 1982-92
- 10 Willie Gault, 1983-87
- 9 Devin Hester, 2006-13

### Returns, game

- 7 Don Bingham, at NYG, 12/30/56
- 6 Autry Denson, vs. PHI, 1/19/02
- 5 Rashied Davis, vs. CAR, 1/15/06
- Nate Lewis, at SF, 1/7/95

### Yards, career

- 435 Dennis Gentry, 1982-92
- 214 Devin Hester, 2006-13
- 191 Willie Gault, 1983-87

### Yards, game

- 127 Dennis Gentry, vs. WAS, 1/3/87
- 125 Nate Lewis, at SF, 1/7/95
- 120 Autry Denson, vs. PHI, 1/19/02

**Touchdowns, career**

- 1 Devin Hester, 2006-13

**Long**

- 92t Devin Hester, vs. IND, 2/4/07
- 60 Dennis Gentry, vs. WAS, 1/3/87
- 49 Dennis Gentry, vs. WAS, 1/10/88

**INTERCEPTIONS****Interceptions, career**

- 4 George McAfee, 1940-41, 45-50  
Clyde Turner, 1940-52
- 3 Mike Richardson, 1983-88  
Sid Luckman, 1939-50

**Interceptions, game**

- 2 Gary Fencik, at SF, 1/5/85  
George McAfee, at NYG, 12/15/46  
Dante Magnini, at NYG, 12/15/46  
Sid Luckman, vs. WAS, 12/26/43  
George Wilson, vs. GB, 12/14/41  
Joe Maniack, at WAS, 12/8/40
- 1 Last: Urlacher/Briggs, vs. GB, 1/23/11

**Yards, career**

- 68 George McAfee, 1940-41, 45-50
- 61 Larry Morris, 1959-65
- 59 Brian Urlacher, 2000-12

**Yards, game**

- 61 Larry Morris, vs. NYG, 12/29/63
- 51 Vestee Jackson, vs. PHI, 12/31/88
- 49 Dante Magnani, at NYG, 12/15/46

**Touchdowns, career**

- 1 Jerry Azumah (39 yards), vs. PHI, 1/19/02  
Reggie Phillips (38 yards), vs. NE, 1/26/86  
Dante Magnani (19 yards), at NYG, 12/15/46  
Hampton Pool (15 yards), at WAS, 12/8/40  
George McAfee (34 yards), at WAS, 12/8/40  
Clyde Turner (24 yards), at WAS, 12/8/40

**Long**

- 51 Vestee Jackson, vs. PHI, 12/31/88
- 47 Maurice Douglass vs. PHI, 12/31/88  
Jim Morrissey, vs. NE, 1/26/86
- 39 Brian Urlacher, vs. GB, 1/23/11  
Jerry Azumah, vs. PHI, 1/19/02

**SACKS****Sacks, career**

- 10.5 Richard Dent, 1983-93, 95
- 8.0 Dan Hampton, 1979-90
- 5.5 Steve McMichael, 1981-93

**Sacks, game**

- 3.5 Richard Dent, vs. NYG, 1/5/86
- 3.0 Richard Dent, at WAS, 12/30/84
- 2.0 Trace Armstrong, at MIN, 1/1/95  
Otis Wilson, vs. NE, 1/26/86  
Dan Hampton, at WAS, 12/30/84  
Dan Hampton, at PHI, 12/23/79
- 1.5 Tommie Harris, vs. SEA, 1/16/11



Devin Hester returned the opening kickoff of Super Bowl XLI 92 yards for a touchdown.



Team Postseason Records inclusive of Super Bowl Era only

## SCORING

### Most Points, Game

- 46 (W) vs. NE (1/26/86)
- 39 (W) vs. NO (1/21/07)
- 35 (W) vs. SEA (1/16/11)  
(W) at MIN (1/1/95)

### Fewest Points, Game

- 0 (L) at SF (1/6/85)
- 3 (L) at NYG (1/13/91)  
(L) vs. SF (1/8/89)
- 7 (L) at DAL (12/26/77)

### Most Points, Both Teams, Game

- 59 (35-24) vs. SEA (1/16/11)  
(15-44) at SF (1/7/95)
- 56 (46-10) vs. NE (1/26/86)
- 53 (39-14) vs. NO (1/21/07)  
(35-18) at MIN (1/1/95)

### Fewest Points, Both Teams, Game

- 21 (21-0) vs. NYG (1/5/86)
- 22 (16-6) vs. NO (1/6/91)
- 23 (0-23) at SF (1/6/85)

### Largest Margin of Victory, Game

- 36 (46-10) vs. NE (1/26/86)
- 25 (39-14) vs. NO (1/21/07)
- 24 (24-0) vs. LA Rams (1/12/86)

### Most Points, Shutout Victory, Game

- 24 vs. LA Rams (1/12/86)
- 21 vs. NYG (1/5/86)

### Most Points Overcome to Win Game

- 3 vs. SEA (1/14/07)  
vs. MIN (1/1/95)  
vs. NE (1/26/86)  
at WAS (12/30/84)

### Most Points, Each Half

- 1st: 23 vs. NE (1/26/86)  
21 vs. SEA (1/16/11)  
vs. SEA (1/14/07)
- 2nd: 23 vs. NO (1/21/07)  
vs. NE (1/26/86)  
21 at MIN (1/1/95)  
14 Last: vs. GB (1/23/11)

### Most Points, Each Quarter

- 1st: 14 vs. SEA (1/16/11)  
13 vs. NE (1/26/86)
- 2nd: 14 vs. SEA (1/14/07)  
at MIN (1/1/95)
- 3rd: 21 vs. NE (1/26/86)  
14 vs. NYG (1/5/86)
- 4th: 21 vs. NO (1/21/07)  
14 Last: vs. GB (1/23/11)
- OT: 3 vs. SEA (1/14/07)

## TOUCHDOWNS

### Most Touchdowns, Game

- 5 Last: vs. SEA (1/16/11)
- 4 vs. NO (1/21/07)
- 3 Last: vs. SEA (1/14/07)

### Fewest Touchdowns, Game

- 0 at NYG (1/13/91)  
vs. SF (1/8/89)  
at SF (1/6/85)
- 1 Last: vs. DAL (12/29/91)

### Most Touchdowns, Both Teams, Game

- 8 (5 and 3) vs. SEA (1/16/11)  
(2 and 6) at SF (1/7/95)
- 7 (5 and 2) at MIN (1/1/95)
- 6 Last: (4 and 2) vs. NO (1/21/07)

### Fewest Touchdowns, Both Teams, Game

- 1 (1 and 0) vs. NO (1/6/91)
- 2 (2 and 0) vs. PHI (12/31/88)  
(0 and 2) at SF (1/6/85)
- 3 Last: vs. DAL (12/29/91)

## FIELD GOALS

### Most Field Goals Made, Game

- 3 Last: vs. NO (1/21/07)
- 2 Last: vs. SEA (1/14/07)

### Most Field Goals Made, Both Teams, Game

- 6 (2 and 4) vs. PHI (12/31/88)
- 5 (1 and 4) vs. PHI (1/19/02)  
(3 and 2) vs. NO (1/6/91)
- 4 Last: (2 and 2) vs. WAS (1/3/87)

### Most Field Goals Attempted, Game

- 4 vs. NO (1/6/91)  
vs. PHI (12/31/88)
- 3 Last: vs. NO (1/21/07)

### Most Field Goals Attempted, Both Teams, Game

- 9 (4 and 5) vs. PHI (12/31/88)
- 8 (4 and 4) vs. NO (1/6/91)
- 6 (3 and 3) vs. WAS (1/3/87)

## FIRST DOWNS

### OVERALL FIRST DOWNS

#### Most First Downs, Game

- 26 vs. DAL (12/29/91)
- 23 vs. CAR (1/15/06)  
vs. NE (1/26/86)
- 21 vs. SEA (1/16/11)  
vs. SEA (1/14/07)

#### Fewest First Downs, Game

- 10 vs. PHI (1/19/02)
- 11 at NYG (1/13/91)  
vs. IND (2/4/07)
- 13 Last: vs. LA Rams (1/12/86)



Team Postseason Records inclusive of Super Bowl Era only

**Most First Downs, Both Teams, Game**

- 47 (20 and 27) at SF (1/7/95)
- 44 (23 and 21) vs. CAR (1/15/06)
- 41 (26 and 15) vs. DAL (12/29/91)

**Fewest First Downs, Both Teams, Game**

- 22 (13 and 9) vs. LA Rams (1/12/86)
- 27 (17 and 10) vs. NYG (1/5/86)
- 29 (10 and 19) vs. PHI (1/19/02)
- (18 and 11) vs. NO (1/6/91)

**FIRST DOWNS BY RUSHING**

**Most First Downs, Rushing, Game**

- 13 vs. NE (1/26/86)
- 12 vs. NO (1/21/07)
- vs. DAL (12/29/91)
- 11 vs. SEA (1/16/11)

**Fewest First Downs, Rushing, Game**

- 0 at NYG (1/13/91)
- 3 vs. IND (2/4/07)
- 4 at SF (1/7/95)
- at DAL (12/26/77)

**Most First Downs, Rushing, Both Teams, Game**

- 20 (8 and 12) vs. SEA (1/14/07)
- 18 (12 and 6) vs. DAL (12/29/91)
- (9 and 9) at SF (1/6/85)
- 17 Last: (4 and 13) at SF (1/7/95)

**Fewest First Downs, Rushing, Both Teams, Game**

- 8 (5 and 3) at MIN (1/1/95)
- 9 (8 and 1) vs. PHI (12/31/88)
- 10 (5 and 5) vs. LA Rams (1/12/86)
- (9 and 1) vs. NYG (1/5/86)

**FIRST DOWNS BY PASSING**

**Most First Downs, Passing, Game**

- 14 vs. DAL (12/29/91)
- 13 at SF (1/7/95)
- 11 Last: vs. GB (1/23/11)

**Fewest First Downs, Passing, Game**

- 2 vs. PHI (1/19/02)
- 3 at SF (1/6/85)
- 5 vs. WAS (1/3/87)

**Most First Downs, Passing, Both Teams, Game**

- 29 (11 and 18) at MIN (1/1/95)
- 27 (6 and 21) vs. PHI (12/31/88)
- 25 (14 and 11) vs. CAR (1/15/06)

**Fewest First Downs, Passing, Both Teams, Game**

- 11 (8 and 3) vs. LA Rams (1/12/86)
- 13 (5 and 8) vs. WAS (1/3/87)
- 15 Last: (2 and 13) vs. PHI (1/19/02)

**FIRST DOWNS BY PENALTY**

**Most First Downs, Penalty, Game**

- 6 vs. CAR (1/15/06)
- 3 vs. SEA (1/14/07)
- at SF (1/7/95)
- 2 Last: vs. PHI (1/19/02)

**Most First Downs, Penalty, Both Teams, Game**

- 7 (6 and 1) vs. CAR (1/15/06)
- 6 (3 and 3) at SF (1/7/95)
- 4 (1 and 3) vs. GB (1/23/11)
- (1 and 3) vs. WAS (1/3/87)

**NET YARDS GAINED**

**Most Net Yards Gained, Game**

- 437 vs. SEA (1/16/11)
- 408 vs. NE (1/26/86)
- 372 vs. DAL (12/29/91)

**Fewest Net Yards Gained, Game**

- 184 vs. PHI (1/19/02)
- 186 at SF (1/6/85)
- 220 vs. WAS (1/3/87)

**Most Net Yards Gained, Both Teams, Game**

- 771 (341 and 430) vs. PHI (12/31/88)
- 716 (282 and 434) vs. CAR (1/15/06)
- 715 (340 and 375) vs. NO (1/21/07)

**Fewest Net Yards Gained, Both Teams, Game**

- 362 (232 and 130) vs. LA Rams (1/12/86)
- 520 (184 and 336) vs. PHI (1/19/02)
- (232 and 288) at NYG (1/13/91)
- 522 (220 and 302) vs. WAS (1/3/87)

**OFFENSIVE PLAYS**

**Most Offensive Plays, Game**

- 82 vs. DAL (12/29/91)
- 77 vs. SEA (1/16/11)
- 76 vs. NE (1/26/86)

**Fewest Offensive Plays, Game**

- 47 vs. PHI (1/19/02)
- 48 vs. IND (2/4/07)
- 52 at NYG (1/13/91)

**Most Offensive Plays, Both Teams, Game**

- 142 (75 and 67) vs. SEA (1/14/07)
- 137 (77 and 60) vs. SEA (1/16/11)
- 136 (72 and 64) vs. NO (1/21/07)
- (54 and 82) at MIN (1/1/95)

**Fewest Offensive Plays, Both Teams, Game**

- 119 (55 and 64) at DAL (12/26/77)
- 120 (47 and 73) vs. PHI (1/19/02)
- (52 and 68) at NYG (1/13/91)
- 121 (61 and 60) vs. LA Rams (1/12/86)
- (66 and 55) vs. NYG (1/5/86)



Team Postseason Records inclusive of Super Bowl Era only

**YARDS PER PLAY****Highest Yards Per Play Average, Game**

- 5.98 (341 yds, 57 plays) vs. PHI (12/31/88)
- 5.70 (308 yds, 54 plays) at MIN (1/1/95)
- 5.67 (437 yds, 77 plays) vs. SEA (1/16/11)

**Lowest Yards Per Play Average, Game**

- 2.95 (186 yds, 63 plays) at SF (1/6/85)
- 3.58 (247 yds, 69 plays) at SF (1/7/95)
- 3.80 (232 yds, 61 plays) vs. LA Rams (1/12/86)

**Highest Yards Per Play Average, Both Teams, Game**

- 5.84 (771 yds, 132 plays) vs. PHI (12/31/88)
- 5.38 (695 yds, 129 plays) vs. IND (2/4/07)
- 5.36 (713 yds, 133 plays) vs. SEA (1/16/11)

**Lowest Yards Per Play Average, Both Teams, Game**

- 2.99 (362 yds, 121 plays) vs. LA Rams (1/12/86)
- 4.05 (522 yds, 129 plays) vs. WAS (1/3/87)
- 4.08 (531 yds, 130 plays) vs. NE (1/26/86)

**RUSHING****RUSHING ATTEMPTS****Most Rushing Attempts, Game**

- 49 vs. NE (1/26/86)
- 46 vs. NO (1/21/07)
- 45 vs. SEA (1/16/11)

**Fewest Rushing Attempts, Game**

- 16 at NYG (1/13/91)
- 18 at SF (1/7/95)
- 19 vs. IND (2/4/07)

**Most Rushing Attempts, Both Teams, Game**

- 75 (27 and 48) at DAL (12/26/77)
- 66 (29 and 37) at PHI (12/23/79)
- 65 (34 and 31) vs. SEA (1/14/07)

**Fewest Rushing Attempts, Both Teams, Game**

- 49 (30 and 19) at MIN (1/1/95)  
(33 and 16) vs. PHI (12/31/88)
- 54 (23 and 31) vs. PHI (1/19/02)
- 55 (18 and 37) at SF (1/7/95)

**RUSHING YARDS GAINED****Most Rushing Yards Gained, Game**

- 196 vs. NO (1/21/07)
- 189 vs. NO (1/6/91)
- 176 vs. SEA (1/16/11)

**Fewest Rushing Yards Gained, Game**

- 27 at NYG (1/13/91)
- 39 at SF (1/7/95)
- 81 at DAL (12/26/77)

**Most Rushing Yards Gained, Both Teams, Game**

- 314 (81 and 233) at DAL (12/26/77)
- 308 (149 and 159) at SF (1/6/85)
- 302 (111 and 191) vs. IND (2/4/07)

**Fewest Rushing Yards Gained, Both Teams, Game**

- 143 (94 and 49) at MIN (1/1/95)
- 174 (167 and 7) vs. NE (1/26/86)
- 177 (91 and 86) vs. LA Rams (1/12/86)

**YARDS PER CARRY****Highest Yards Per Carry Average, Game**

- 5.84 (111 yds, 19 carries) vs. IND (2/4/07)
- 4.97 (164 yds, 33 carries) vs. PHI (12/31/88)
- 4.83 (111 yds, 23 carries) vs. PHI (1/19/02)

**Lowest Yards Per Carry Average, Game**

- 1.69 (27 yds, 16 carries) at NYG (1/13/91)
- 2.17 (39 yds, 18 carries) at SF (1/7/95)
- 2.76 (91 yds, 33 carries) vs. LA Rams (1/12/86)

**Highest Yards Per Carry Average, Both Teams, Game**

- 5.05 (308 yds, 61 carries) at SF (1/6/85)
- 4.95 (302 yds, 61 carries) vs. IND (2/4/07)
- 4.41 (216 yds, 49 carries) vs. PHI (12/31/88)

**Lowest Yards, Per Carry Average, Both Teams**

- 2.90 (174 yds, 60 carries) vs. NE (1/26/86)
- 2.92 (143 yds, 49 carries) at MIN (1/1/95)
- 3.00 (177 yds, 59 carries) vs. LA Rams (1/12/86)

**RUSHING TOUCHDOWNS****Most Rushing Touchdowns, Game**

- 4 vs. NE (1/26/86)
- 3 vs. SEA (1/16/11)  
vs. NO (1/21/07)
- 2 Last: vs. SEA (1/14/07)

**Fewest Rushing Touchdowns, Game**

- 0 10 times; Last: vs. IND (2/04/07)

**Most Rushing Touchdowns, Both Teams, Game**

- 6 (1 and 5) at SF (1/7/95)
- 4 (2 and 2) vs. SEA (1/14/07)  
(4 and 0) vs. NE (1/26/86)
- 3 Last: (1 and 2) vs. GB (1/23/11)

**Fewest Rushing Touchdowns, Both Teams, Game**

- 0 vs. NO (1/6/91)  
vs. NYG (1/5/86)
- 1 Seven times; Last: vs. IND (2/4/07)

**PASSING****ATTEMPTS****Most Passing Attempts, Game**

- 47 at SF (1/7/95)
- 45 vs. DAL (12/29/91)  
vs. SF (1/8/89)
- 41 Last: vs. CAR (1/15/06)

**Fewest Passing Attempts, Game**

- 17 at WAS (12/30/84)
- 21 vs. NYG (1/5/86)
- 22 Last: vs. PHI (1/19/02)



**Most Passing Attempts, Both Teams, Game**

- 84 (23 and 61) at MIN (1/1/95)
- 78 (23 and 55) vs. PHI (12/31/88)
- 75 (29 and 46) vs. SEA (1/16/11)  
(26 and 49) vs. NO (1/21/07)

**Fewest Passing Attempts, Both Teams, Game**

- 39 (25 and 14) at DAL (12/26/77)
- 53 (36 and 17) at NYG (1/13/91)  
(30 and 23) at PHI (12/23/79)
- 56 (25 and 31) vs. LA Rams (1/12/86)  
(21 and 35) vs. NYG (1/5/86)

**COMPLETIONS**

**Most Completions, Game**

- 29 at SF (1/7/95)
- 23 vs. DAL (12/29/91)
- 21 vs. SEA (1/14/07)

**Fewest Completions, Game**

- 10 at WAS (12/30/84)
- 11 Last: vs. NO (1/21/07)

**Most Completions, Both Teams, Game**

- 48 (15 and 33) at MIN (1/1/95)
- 47 (29 and 18) at SF (1/7/95)
- 45 (20 and 25) vs. IND (2/4/07)

**Fewest Completions, Both Teams, Game**

- 23 (15 and 8) vs. NO (1/6/91)
- 25 (11 and 14) vs. NYG (1/5/86)  
(13 and 12) at PHI (12/23/79)
- 26 (11 and 15) vs. WAS (1/3/87)  
(16 and 10) vs. LA Rams (1/12/86)

**Highest Completion Percentage, Game**

- 71.4% (20-28) vs. IND (2/4/07)
- 65.2% (15-23) at MIN (1/1/95)
- 64.0% (16-25) vs. LA Rams (1/12/86)

**Lowest Completion Percentage, Game**

- 35.5% (11-31) vs. WAS (1/3/87)
- 41.5% (17-41) vs. CAR (1/15/06)
- 42.3% (11-26) vs. NO (1/21/07)

**Highest Completion Percentage, Both Teams, Game**

- 68.8% (45-66) vs. IND (2/4/07)
- 64.4% (47-73) at SF (1/7/95)
- 59.7% (37-62) vs. PHI (1/19/02)

**Lowest Completion Percentage, Both Teams, Game**

- 40.0% (24-60) vs. NO (1/6/91)
- 41.3% (26-63) vs. WAS (1/3/87)
- 44.6% (25-56) vs. NYG (1/5/86)

**NET PASSING YARDS GAINED**

**Most Net Passing Yards, Game**

- 261 vs. SEA (1/16/11)
- 251 vs. SEA (1/14/07)
- 241 vs. NE (1/26/86)

Team Postseason Records inclusive of Super Bowl Era only

**Fewest Net Passing Yards, Game**

- 37 at SF (1/6/85)
- 73 vs. PHI (1/19/02)
- 127 vs. WAS (1/3/87)

**Most Net Passing Yards, Both Teams, Game**

- 555 (177 and 378) vs. PHI (12/31/88)
- 554 (214 and 340) at MIN (1/1/95)
- 503 (261 and 242) vs. SEA (1/16/11)

**Fewest Net Passing Yards, Both Teams, Game**

- 185 (141 and 44) vs. LA Rams (1/12/86)
- 265 (37 and 228) at SF (1/6/85)
- 275 (143 and 132) at DAL (12/26/77)

**SACKS**

**Fewest Times Sacked, Game**

- 0 Last: vs. NO (1/21/07)
- 1 Last: vs. IND (2/4/07)

**Most Times Sacked, Game**

- 9 at SF (1/6/85)
- 5 vs. WAS (1/10/88)  
at WAS (12/30/84)
- 4 at SF (1/7/95)

**Fewest Times Sacked, Both Teams, Game**

- 2 (1 and 1) vs. IND (2/4/07)  
(0 and 2) vs. SF (1/8/89)
- 3 Last: (2 and 1) vs. GB (1/23/11)

**Most Times Sacked, Both Teams, Game**

- 12 (5 and 7) at WAS (12/30/84)  
(9 and 3) at SF (1/6/85)
- 10 (3 and 7) vs. NE (1/26/86)

**GROSS YARDS GAINED**

**Most Gross Passing Yards, Game**

- 282 vs. SEA (1/14/07)
- 274 vs. SEA (1/16/11)
- 256 vs. NE (1/26/86)

**Fewest Gross Passing Yards, Game**

- 87 at SF (1/6/85)
- 89 vs. PHI (1/19/02)
- 134 vs. WAS (1/3/87)

**Most Gross Passing Yards, Both Teams, Game**

- 592 (185 and 407) vs. PHI (12/31/88)
- 572 (221 and 351) at MIN (1/1/95)
- 532 (274 and 258) vs. SEA (1/16/11)

**Fewest Gross Passing Yards, Both Teams, Game**

- 230 (164 and 66) vs. LA Rams (1/12/86)
- 311 (177 and 134) at DAL (12/26/77)
- 317 (205 and 112) at NYG (1/13/91)



Team Postseason Records inclusive of Super Bowl Era only

**TOUCHDOWNS****Most Passing Touchdowns, Game**

- 3 at WAS (12/30/84)
- 2 3 times; Last: vs. SEA (1/16/11)
- 1 11 times; Last: vs. IND (2/4/07)

**Fewest Passing Touchdowns, Game**

- 0 Six times; Last: vs. vs. PHI (1/19/02)

**Most Passing Touchdowns, Both Teams, Game**

- 5 (2 and 3) vs. SEA (1/16/11)
- 4 (1 and 3) vs. CAR (1/15/06)
- (2 and 2) at MIN (1/1/95)
- 3 5 times; Last: (1 and 2) vs. NO (1/21/07)

**Fewest Passing Touchdowns, Both Teams, Game**

- 1 6 times; Last: (1 and 0) vs. GB (1/23/11)

**INTERCEPTIONS****Fewest Interceptions Thrown, Game**

- 0 Last: vs. NO (1/21/07)

**Most Interceptions Thrown, Game**

- 4 at DAL (12/26/77)
- 3 vs. GB (1/23/11)
- vs. PHI (1/19/02)
- vs. PHI (12/31/88)
- vs. WAS (1/10/88)
- 2 Last: vs. IND (2/4/07)

**Fewest Interceptions Thrown, Both Teams, Game**

- 0 vs. NYG (1/5/86)
- 1 Four times; Last: (0 and 1) vs. NO (1/21/07)

**Most Interceptions Thrown, Both Teams, Game**

- 6 (3 and 3) vs. PHI (12/31/88)
- 5 (3 and 2) vs. GB (1/23/11)
- (4 and 1) at DAL (12/26/77)
- 4 (3 and 1) vs. PHI (1/19/02)
- (3 and 1) vs. WAS (1/10/88)

**PUNTING****PUNTS****Most Punts, Game**

- 10 vs. LA Rams (1/12/86)
- 9 vs. GB (1/23/11)
- 7 Last: vs. NO (1/21/07)

**Fewest Punts, Game**

- 1 vs. DAL (12/29/91)
- 2 at NYG (1/13/91)
- vs. NO (1/6/91)
- vs. PHI (12/31/88)
- 3 at MIN (1/1/95)

**Most Punts, Both Teams, Game**

- 21 (10 and 11) vs. LA Rams (1/12/86)
- 17 (9 and 8) vs. GB (1/23/11)
- 15 (6 and 9) vs. NYG (1/5/86)

**Fewest Punts, Both Teams, Game**

- 4 (1 and 3) vs. DAL (12/29/91)
- 5 (2 and 3) at NYG (1/13/91)
- (2 and 3) vs. NO (1/6/91)
- 6 (4 and 2) at SF (1/7/95)
- (2 and 4) vs. PHI (12/31/88)

**GROSS PUNT AVERAGE****Highest Gross Punt Average (MIN. 3 punts), Game**

- 47.43 (7 punts, 332 yds) vs. NO (1/21/07)
- 45.20 (5 punts, 226 yds) vs. IND (2/4/07)
- 43.25 (4 punts, 173 yds) vs. NE (1/26/86)

**Lowest Gross Punt Average (MIN. 3 punts), Game**

- 31.43 (7 punts, 220 yds) vs. SF (1/8/89)
- 35.14 (7 punts, 246 yds) vs. CAR (1/15/06)
- 36.30 (10 punts, 363 yds) vs. LA Rams (1/12/86)

**PUNT RETURNS****RETURNS****Most Punt Returns, Game**

- 6 vs. NYG (1/5/86)
- 5 vs. WAS (1/3/87)
- vs. LA Rams (1/12/86)
- 4 vs. GB (1/23/11)

**Fewest Punt Returns, Game**

- 0 at SF (1/7/95)
- at PHI (12/23/79)
- 1 Five times; Last: vs. IND (2/4/07)

**Most Punt Returns, Both Teams, Game**

- 9 (5 and 4) vs. LA Rams (1/12/86)
- 8 (5 and 3) vs. WAS (1/3/87)
- (6 and 2) vs. NYG (1/5/86)
- 7 (4 and 3) vs. GB (1/23/11)

**Fewest Punt Returns, Both Teams, Game**

- 1 (1 and 0) at MIN (1/1/95)
- 2 (0 and 2) at SF (1/7/95)
- (2 and 0) vs. DAL (12/29/91)
- (1 and 1) vs. PHI (12/31/88)
- 3 (2 and 1) at NYG (1/13/91)
- (2 and 1) vs. NO (1/6/91)

**PUNT RETURN YARDS GAINED****Most Punt Return Yards, Game**

- 38 vs. GB (1/23/11)
- 30 vs. SEA (1/16/11)
- 27 vs. WAS (1/3/87)
- vs. NYG (1/5/86)





Team Postseason Records inclusive of Super Bowl Era only

**Fewest Punt Return Yards, Game**

- 0 at SF (1/7/95)  
vs. PHI (12/31/88)  
at PHI (12/23/79)
- 1 vs. CAR (1/15/06)  
at MIN (1/1/95)  
vs. SF (1/8/89)

**Most Punt Return Yards, Both Teams, Game**

- 81 (12 and 69) at SF (1/6/85)
- 77 (12 and 65) vs. WAS (1/10/88)
- 51 (38 and 13) vs. GB (1/23/11)  
(0 and 51) at PHI (12/23/79)

**Fewest Punt Return Yards, Both Teams, Game**

- 0 (1 and -1) vs. CAR (1/15/06)
- 1 (1 and 0) at MIN (1/1/95)
- 3 (0 and 3) vs. PHI (12/31/88)

**PUNT RETURN AVERAGE**

**Highest Punt Return Average (MIN. 2 returns), Game**

- 15.0 (2 returns, 30 yds) vs. SEA (1/16/11)
- 12.0 (2 returns, 24 yds) vs. NO (1/21/07)
- 10.0 (2 returns, 20 yds) vs. NE (1/26/86)

**Lowest Punt Return Average (MIN. 2 returns), Game**

- 0.5 (2 returns, 1 yd) vs. CAR (1/15/06)
- 1.5 (2 returns, 3 yds) at NYG (1/13/91)
- 1.7 (3 returns, 5 yds) vs. SEA (1/14/07)

**PUNT RETURN TOUCHDOWNS**

**Most Punt Return Touchdowns, Game**

- 1 vs. NYG (1/5/86)

**Most Punt Return Touchdowns, Both Teams, Game**

- 1 (0 and 1) vs. WAS (1/10/88)  
(1 and 0) vs. NYG (1/5/86)

**KICKOFF RETURNS**

**RETURNS**

**Most Kickoff Returns, Game**

- 8 vs. PHI (1/19/02)  
at DAL (12/26/77)
- 6 Last: vs. IND (2/4/07)

**Fewest Kickoff Returns, Game**

- 1 Last: vs. NO (1/6/91)
- 3 Last: vs. SEA (1/16/11)

**Most Kickoff Returns, Both Teams, Game**

- 12 (8 and 4) vs. PHI (1/19/02)
- 11 (4 and 7) vs. NE (1/26/86)
- 10 Last: (6 and 4) vs. IND (2/4/07)

**Fewest Kickoff Returns, Both Teams, Game**

- 5 Last: (1 and 4) vs. WAS (1/10/88)
- 6 Last: vs. DAL (12/29/91)

**KICKOFF RETURN YARDS**

**Most Kickoff Return Yards, Game**

- 180 vs. PHI (1/19/02)
- 162 at DAL (12/26/77)
- 159 vs. WAS (1/3/87)

**Fewest Kickoff Return Yards, Game**

- 21 vs. NYG (1/5/86)
- 22 vs. LA Rams (1/12/86)
- 24 vs. SEA (1/16/11)

**Most Kickoff Return Yards, Both Teams, Game**

- 264 (180 and 84) vs. PHI (1/19/02)
- 239 (73 and 166) vs. SEA (1/14/07)
- 232 (132 and 100) vs. CAR (1/15/06)

**Fewest Kickoff Return Yards, Both Teams, Game**

- 82 (67 and 15) at SF (1/6/85)
- 85 (29 and 56) vs. WAS (1/10/88)
- 93 (59 and 34) vs. DAL (12/29/91)

**KICKOFF RETURN AVERAGE**

**Highest Kickoff Return Avg. (MIN. 2 returns), Game**

- 26.5 (6 returns, 159 yds) vs. WAS (1/3/87)
- 24.7 (3 returns, 74 yds) at WAS (12/30/84)
- 23.0 (6 returns, 138 yds) vs. IND (2/4/07)

**Lowest Kickoff Return Avg. (MIN. 2 returns), Game**

- 8.0 (3 returns, 24 yds) vs. SEA (1/16/11)
- 12.3 (4 returns, 49 yds) vs. NE (1/26/86)
- 13.0 (3 returns, 39 yds) vs. NO (1/21/07)

**PENALTIES**

**PENALTIES**

**Fewest Penalties, Game**

- 1 vs. NO (1/21/07)  
vs. PHI (1/19/02)  
vs. PHI (12/31/88)
- 2 vs. NYG (1/5/86)
- 3 vs. SF (1/8/89)

**Most Penalties, Game**

- 9 vs. GB (1/23/11)
- 8 vs. SEA (1/16/11)
- 7 vs. NO (1/6/91)  
vs. NE (1/26/86)  
at SF (1/6/85)

**Fewest Penalties, Both Teams, Game**

- 3 (3 and 0) vs. SF (1/8/89)
- 6 (4 and 2) vs. DAL (12/29/91)  
(4 and 2) at NYG (1/13/91)  
(2 and 4) vs. NYG (1/5/86)
- 7 Three times; Last: vs. PHI (1/19/02)



Team Postseason Records inclusive of Super Bowl Era only

**Most Penalties, Both Teams, Game**

- 17 (6 and 11) at MIN (1/1/95)
- 15 (9 and 6) vs. GB (1/23/11)
- 13 (4 and 9) vs. CAR (1/15/06)  
(6 and 7) at WAS (12/30/84)

**PENALTY YARDS****Fewest Penalty Yards, Game**

- 5 vs. NO (1/21/07)  
vs. PHI (1/19/02)  
vs. PHI (12/31/88)
- 16 vs. DAL (12/29/91)
- 19 vs. CAR (1/15/06)

**Most Penalty Yards, Game**

- 89 vs. GB (1/23/11)
- 71 vs. SEA (1/16/11)
- 57 vs. NO (1/6/91)

**Fewest Penalty Yards, Both Teams, Game**

- 32 (16 and 16) vs. DAL (12/29/91)
- 35 (35 and 0) vs. SF (1/8/89)
- 45 (30 and 15) at NYG (1/13/91)  
(20 and 25) vs. NYG (1/5/86)

**Most Penalty Yards, Both Teams, Game**

- 129 (89 and 40) vs. GB (1/23/11)
- 115 (30 and 85) at MIN (1/1/95)
- 107 (42 and 65) vs. WAS (1/3/87)

**FUMBLES****FUMBLES****Fewest Fumbles, Game**

- 0 vs. CAR (1/15/06)  
at NYG (1/13/91)  
vs. NYG (1/5/86)
- 1 Eight times; Last: vs. GB (1/23/11)

**Most Fumbles, Game**

- 4 vs. IND (2/4/07)  
vs. SEA (1/14/07)
- 3 Four times; Last: vs. WAS (1/3/87)

**Fewest Fumbles, Both Teams, Game**

- 1 (1 and 0) vs. PHI (1/19/02)  
(0 and 1) at NYG (1/13/91)  
(1 and 0) vs. PHI (12/31/88)
- 2 (1 and 1) vs. WAS (1/10/88)  
(1 and 1) at SF (1/6/85)

**Most Fumbles, Both Teams, Game**

- 7 (3 and 4) vs. NE (1/26/86)  
(3 and 4) vs. LA Rams (1/12/86)
- 6 (4 and 2) vs. IND (2/4/07)
- 5 Five times; Last: at SF (1/7/95)

**LOST FUMBLES****Fewest Lost Fumbles, Game**

- 0 Nine times; Last: vs. GB (1/23/11)

**Most Lost Fumbles, Game**

- 3 vs. IND (2/4/07)  
at DAL (12/26/77)
- 2 vs. WAS (1/3/87)  
vs. NE (1/26/86)
- 1 Ten times; Last: vs. SEA (1/14/07)

**Fewest Lost Fumbles, Both Teams, Game**

- 0 Five times; Last: vs. GB (1/23/11)
- 1 Eight times; Last: vs. SEA (1/14/07)

**Most Lost Fumbles, Both Teams, Game**

- 6 (2 and 4) vs. NE (1/26/86)
- 5 (3 and 2) vs. IND (2/4/07)  
(3 and 2) at DAL (12/26/77)
- 3 Four times; Last: vs. NO (1/21/07)



## SCORING

### SCORING

#### Fewest Points Allowed, Game

- 0 (W) vs. LA Rams (1/12/86)  
(W) vs. NYG (1/5/86)
- 6 (W) vs. NO (1/6/91)
- 10 (W) vs. NE (1/26/86)

#### Most Points Allowed, Game

- 44 (L) at SF (1/7/95)
- 37 (L) at DAL (12/26/77)
- 33 (L) vs. PHI (1/19/02)

#### Fewest Touchdowns Allowed, Game

- 0 vs. NO (1/6/91)  
vs. PHI (12/31/88)  
vs. LA Rams (1/12/86)  
vs. NYG (1/5/86)
- 1 vs. NE (1/26/86)

#### Most Touchdowns Allowed, Game

- 6 at SF (1/7/95)
- 4 at NYG (1/13/91)  
vs. SF (1/8/89)  
at DAL (12/26/77)
- 3 Last: vs. SEA (1/14/07)

## TAKEAWAYS

### TOTAL TAKEAWAYS

#### Most Takeaways, Game

- 6 vs. NE (1/26/86)
- 4 vs. NO (1/21/07)  
at MIN (1/1/95)
- 3 Last: vs. IND (2/4/07)

#### Fewest Takeaways, Game

- 0 vs. SEA (1/16/11)  
vs. DAL (12/29/91)
- 1 Last: vs. SEA (1/14/07)

### INTERCEPTIONS

#### Most Passes Intercepted By, Game

- 3 vs. NO (1/6/91)  
vs. PHI (12/31/88)
- 2 vs. GB (1/23/11)  
at MIN (1/1/95)  
vs. NE (1/26/86)  
at SF (1/6/85)

#### Fewest Passes Intercepted By, Game

- 0 vs. SEA (1/16/11)  
at SF (1/7/95)  
vs. DAL (12/29/91)  
at NYG (1/13/91)  
vs. SF (1/8/89)  
vs. NYG (1/5/86)

Team Postseason Records inclusive of Super Bowl Era only

### FUMBLE RECOVERIES

#### Most Opponent Fumbles Recovered, Game

- 4 vs. NE (1/26/86)
- 3 vs. NO (1/21/07)
- 2 Six times; Last: vs. IND (2/4/07)

## FIRST DOWNS

### TOTAL FIRST DOWNS

#### Fewest First Downs Allowed, Game

- 9 vs. LA Rams (1/12/86)
- 10 vs. NYG (1/5/86)
- 11 vs. NO (1/6/91)

#### Most First Downs Allowed, Game

- 27 at SF (1/7/95)
- 25 at SF (1/6/85)
- 24 vs. IND (2/4/07)

### RUSHING FIRST DOWNS

#### Fewest Rushing First Downs Allowed, Game

- 1 Four times; Last: vs. SEA (1/16/11)
- 2 vs. NO (1/6/91)
- 3 vs. NO (1/21/07)  
at MIN (1/1/95)

#### Most Rushing First Downs Allowed, Game

- 16 at NYG (1/13/91)
- 13 at SF (1/7/95)  
at DAL (12/26/77)
- 12 vs. IND (2/4/07)  
vs. SEA (1/14/07)

### PASSING FIRST DOWNS

#### Fewest Passing First Downs Allowed, Game

- 3 vs. LA Rams (1/12/86)
- 6 vs. SEA (1/14/07)
- 7 vs. DAL (12/29/91)

#### Most Passing First Downs Allowed, Game

- 21 vs. PHI (12/31/88)
- 18 at MIN (1/1/95)
- 14 vs. SEA (1/16/11)  
vs. CAR (1/15/06)  
at SF (1/6/85)  
at WAS (12/30/84)

### FIRST DOWNS BY PENALTY

#### Fewest First Downs Allowed By Penalties, Game

- 0 Seven times; Last: vs. NO (1/21/07)

#### Most First Downs Allowed By Penalties, Game

- 3 vs. GB (1/23/11)  
vs. SEA (1/16/11)  
at SF (1/7/95)  
vs. WAS (1/3/87)
- 2 Six times; Last: vs. DAL (12/29/91)



Team Postseason Records inclusive of Super Bowl Era only

## NET YARDS

### NET YARDS ALLOWED

#### Fewest Net Yards Allowed, Game

- 123 vs. NE (1/26/86)
- 130 vs. LA Rams (1/12/86)
- 181 vs. NYG (1/5/86)

#### Most Net Yards Allowed, Game

- 434 vs. CAR (1/15/06)
- 430 vs. IND (2/4/07)
- vs. PHI (12/31/88)
- 406 vs. SF (1/8/89)

## RUSHING

### RUSHING YARDS

#### Fewest Rushing Yards Allowed, Game

- 7 vs. NE (1/26/86)
- 32 vs. NYG (1/5/86)
- 34 vs. SEA (1/16/11)

#### Most Rushing Yards Allowed, Game

- 233 at DAL (12/26/77)
- 194 at NYG (1/13/91)
- 191 vs. IND (2/4/07)

### RUSHING TOUCHDOWNS

#### Fewest Rushing Touchdowns Allowed, Game

- 0 10 times; Last: vs. SEA (1/16/11)

#### Most Rushing Touchdowns Allowed, Game

- 5 at SF (1/7/95)
- 3 at DAL (12/26/77)
- 2 vs. GB (1/23/11)
- vs. SEA (1/14/07)
- at NYG (1/13/91)
- at WAS (12/30/84)

## PASSING

### PASSING ATTEMPTS

#### Fewest Passing Attempts Allowed, Game

- 14 at DAL (12/26/77)
- 17 at NYG (1/13/91)
- 18 vs. DAL (12/29/91)

#### Most Passing Attempts Allowed, Game

- 61 at MIN (1/1/95)
- 55 vs. PHI (12/31/88)
- 49 vs. NO (1/21/07)

### COMPLETIONS

#### Fewest Completions Allowed, Game

- 8 at DAL (12/26/77)
- 9 vs. DAL (12/29/91)
- 10 at NYG (1/13/91)
- vs. LA Rams (1/12/86)

#### Most Completions Allowed, Game

- 33 at MIN (1/1/95)
- 27 vs. NO (1/21/07)
- vs. PHI (12/31/88)
- 26 vs. SEA (1/16/11)
- vs. PHI (1/19/02)

### GROSS PASSING YARDS

#### Fewest Gross Passing Yards Allowed, Game

- 66 vs. LA Rams (1/12/86)
- 112 at NYG (1/13/91)
- 134 at DAL (12/26/77)

#### Most Gross Passing Yards Allowed, Game

- 407 vs. PHI (12/31/88)
- 354 vs. NO (1/21/07)
- 351 at MIN (1/1/95)

### NET PASSING YARDS

#### Fewest Net Passing Yards Allowed, Game

- 44 vs. LA Rams (1/12/86)
- 94 at NYG (1/13/91)
- 116 vs. NE (1/26/86)

#### Most Net Passing Yards Allowed, Game

- 378 vs. PHI (12/31/88)
- 340 at MIN (1/1/95)
- 319 vs. NO (1/21/07)

### PASSING TOUCHDOWNS

#### Fewest Passing Touchdowns Allowed, Game

- 0 Six times; Last: vs. GB (1/23/11)

#### Most Passing Touchdowns Allowed, Game

- 3 vs. SEA (1/16/11)
- vs. CAR (1/15/06)
- vs. SF (1/8/89)
- at PHI (12/23/79)
- 2 Five times; Last: vs. NO (1/21/07)

## SACKS

### SACKS OF OPPOSING QUARTERBACK

#### Most Sacks of Opposing QB, Game

- 7 vs. NE (1/26/86)
- at WAS (12/30/84)
- 6 vs. NYG (1/5/86)
- 4 vs. PHI (12/31/88)

#### Fewest Sacks of Opposing QB, Game

- 0 vs. DAL (12/29/91)
- 1 Five times; Last: vs. GB (1/23/11)
- 2 Seven times; Last: vs. PHI (1/19/02)



CAREER COACHING RECORDS

	Years	Overall W-L-T (Pct.)	Regular W-L-T	Post-season W-L
1. George Halas	1920-29; 33-42; 46-55; 58-67	324-151-31 (.682)	318-148-31	6-3
2. Mike Ditka	1982-92	112-68-0 (.622)	106-62-0	6-6
3. Lovie Smith	2004-12	84-66-0 (.560)	81-63-0	3-3
4. Dave Wannstedt	1993-98	41-57-0 (.418)	40-56-0	1-1
5. Dick Jauron	1999-2003	35-46-0 (.432)	35-45-0	0-1
6. Neill Armstrong	1978-81	30-35-0 (.462)	30-34-0	0-1
7. Ralph Jones	1930-32	24-10-7 (.706)	24-10-7	None
8. Heartley "Hunk" Anderson/ Luke Johnsos (co-coaches)	1942-45	24-12-2 (.667)	23-11-2	1-1
9. Jack Pardee	1975-77	20-23-0 (.465)	20-22-0	0-1
10. Jim Dooley	1968-71	20-36-0 (.357)	20-36-0	None
11. John "Paddy" Driscoll	1956-57	14-10-1 (.583)	14-9-1	0-1
12. Marc Trestman	2013-14	13-19 (.406)	13-19-0	None
13. Abe Gibron	1972-74	11-30-1 (.274)	11-30-1	None
14. <b>John Fox</b>	<b>2015-present</b>	<b>9-23-0 (.281)</b>	<b>9-23-0</b>	<b>None</b>
<b>TOTALS</b>	<b>1920-2016</b>	<b>761-586-42 (.563)</b>	<b>744-568-42</b>	<b>17-18</b>

CAREER SCORING

	Years	Ru	Rec	Ret	PAT	FG	2-Pts	Pts
1. Robbie Gould (k)	2005-15	0	0	0	379/383	276/323	0	1,207
2. Kevin Butler (k)	1985-95	0	0	0	387/397	243/332	0	1,116
3. Walter Payton (hb)	1975-87	110	15	0	0	0	0	750
4. Bob Thomas (k)	1975-84	0	0	0	245/268	128/205	0	629
5. George Blanda (k-qb)	1949-58	5	0	0	247/250	88/201	0	541
6. Paul Edinger (k)	2000-04	0	0	0	133/133	110/146	0	463
7. Mac Percival (k)	1967-73	0	0	0	159/162	99/182	0	456
8. Neal Anderson (rb)	1986-93	51	20	0	0	0	0	426
9. Matt Forté (rb)	2008-15	45	19	0	0	0	6	396
10. Roger Leclerc (k)	1960-66	0	0	0	152/158	75/146	0	377
11. Jack Manders (fb-lb-hb-db-k)	1933-40	11	6	2	133/*	40/*	0	367
12. Rick Casares (fb)	1955-64	49	10	0	0	0	0	354
13. Gale Sayers (rb)	1965-71	39	9	8	0	0	0	336
14. Ken Kavanaugh (e)	1940-41; 45-50	0	50	2	1/1	0	0	313
15. Johnny Lujack (qb-k)	1948-51	21	0	0	130/136	4/9	0	268
16. Jeff Jaeger (k)	1996-99	0	0	0	77/78	63/83	0	266
17. Joey Sternaman (qb-k)	1922-25; 1927-30	21	4	0	56/*	13/*	0	251
18. Harlon Hill (e)	1954-61	0	40	0	0	0	0	240
19. George McAfee (hb-db)	1940-41; 45-50	22	11	6	0	0	0	234
20. Ray "Scooter" McLean (hb-db-k)	1940-47	6	21	3	45/54	0/1	0	225

\* figures not available

CAREER INTERCEPTIONS

	Years	Int	Yards	Avg	TD
1. Gary Fencik (s)	1976-87	38	483	12.7	1
2. Richie Petitbon (s)	1959-68	37	643	17.4	3
3. Charles Tillman (cb)	2003-14	36	675	18.8	8
4. Donnell Woolford (cb)	1989-96	32	212	6.6	1
5. Bennie McRae (cb)	1962-70	27	485	18.0	4
6. Dave Whitsell (cb)	1961-66	26	397	15.3	2
7. George McAfee (db)	1940-41; 45-50	25	350	14.0	1
8. JC Caroline (db)	1956-65	24	405	16.9	2
Doug Buffone (lb)	1966-79	24	211	8.8	0
10. Roosevelt Taylor (s)	1961-69	23	414	18.0	3
11. Brian Urlacher (lb)	2000-12	22	324	14.7	2
Dick Butkus (lb)	1965-73	22	166	7.5	0
Allan Ellis (cb)	1973-77; 79-80	22	185	8.4	1



## CAREER RUSHING

	Years	Att	Yards	Avg	TD
1. Walter Payton	1975-87	3,838	16,726	4.4	110
2. Matt Forté	2008-15	2,035	8,602	4.2	45
3. Neal Anderson	1986-93	1,515	6,166	4.1	51
4. Rick Casares (fb)	1955-64	1,386	5,657	4.1	49
5. Gale Sayers	1965-71	991	4,956	5.0	39
6. Thomas Jones	2004-06	850	3,493	4.1	22
7. Anthony Thomas	2001-04	858	3,332	3.9	21
8. Roland Harper (fb)	1975-78; 80-82	757	3,044	4.0	15
9. Willie Galimore	1957-63	670	2,985	4.5	26
10. Matt Suhey (fb)	1980-89	829	2,946	3.6	20
11. Ronnie Bull (hb/fb)	1962-70	787	2,871	3.7	9
12. Bronko Nagurski (fb)	1930-37; 43	633	2,778	4.4	18
13. Bobby Douglass (qb)	1969-75	373	2,470	6.6	20
14. Ray Noling	1936-43	508	2,285	4.5	16
15. Raymont Harris	1994-97	592	2,245	3.8	15
16. George Gulyanics	1947-52	609	2,081	4.1	19
17. Brad Muster (fb)	1988-92	455	2,014	4.4	20
18. James Allen	1998-2001	515	1,978	3.8	4
19. Gary Famiglietti	1938-45	505	1,927	3.8	20
20. Beattie Feathers	1934-37	320	1,846	5.8	14
21. Bill Osmanski (fb)	1939-43; 46-47	368	1,753	4.8	20
22. George McAfee	1940-41; 45-50	341	1,685	4.9	22
23. Rashaan Salaam	1995-97	470	1,682	3.6	13
24. Jim Harbaugh (qb)	1987-93	296	1,609	5.4	15
25. Cedric Benson	2005-07	420	1,593	3.8	10

## 1,000-YARD RUSHING SEASONS

The Bears have had 30 1,000-yard rushing seasons with Walter Payton accounting for 10 of those including the top eight single-season rushing totals in team history.

## CHICAGO BEARS 1,000-YARD RUSHING SEASONS

Player	Season	Rush Yds	Player	Season	Rush Yds	Player	Season	Rush Yds
1. Walter Payton	1977	1,852	11. Walter Payton	1986	1,333	20. Neal Anderson	1988	1,106
2. Walter Payton	1984	1,684	12. Jordan Howard	2016	1,313	21. Matt Forté	2012	1,094
3. Walter Payton	1979	1,610	12. Neal Anderson	1989	1,275	22. Neal Anderson	1990	1,078
4. Walter Payton	1985	1,551	13. Matt Forté	2008	1,238	23. Rashaan Salaam	1995	1,074
5. Walter Payton	1980	1,460	14. Gale Sayers	1966	1,231	24. Matt Forté	2010	1,069
6. Walter Payton	1983	1,421	15. Walter Payton	1981	1,222	25. Matt Forté	2014	1,038
7. Walter Payton	1978	1,395	16. Thomas Jones	2006	1,210	26. Raymont Harris	1997	1,033
8. Walter Payton	1976	1,390	17. Anthony Thomas	2001	1,183	27. Gale Sayers	1969	1,032
9. Matt Forté	2013	1,339	18. Rick Casares	1956	1,126	28. Anthony Thomas	2003	1,024
10. Thomas Jones	2005	1,335	19. James Allen	2000	1,120	29. Beattie Feathers	1934	1,004

**Number of 1,000-yard rushing seasons:** Walter Payton-10, (1976-81, '83-86); Matt Forté-5, (2008, '10, '12-'14); Neal Anderson-3, (1988-90); Thomas Jones-2, (2005 & '06); Gale Sayers-2, (1966 & '69); Anthony Thomas-2, (2001 & '03); James Allen-1, (2000); Rick Casares-1, (1956); Beattie Feathers-1, (1934); Raymont Harris-1, (1997); Howard-1, (2016); Rashaan Salaam-1, (1995).



## CAREER RECEIVING

## — YARDS —

	Years	Yards	Receptions	Avg	TD
1. Johnny Morris (wr)	1958-67	5,059	356	14.2	31
2. Harlon Hill (wr)	1954-61	4,616	226	20.4	40
3. Alshon Jeffery (wr)	2012-16	4,549	304	15.0	26
4. Walter Payton (rb)	1975-87	4,538	492	9.2	15
5. Mike Ditka (te)	1961-66	4,503	316	14.3	34
6. Curtis Conway (wr)	1993-99	4,498	329	13.7	31
7. Matt Forté (rb)	2008-15	4,116	487	8.5	19
8. Marty Booker (wr)	1999-2003; 08	3,895	329	11.8	25
9. Willie Gault (wr)	1983-87	3,650	184	19.8	27
10. Ken Kavanaugh (e)	1940-41; 45-50	3,626	162	22.4	50
11. Dick Gordon (wr)	1965-71	3,550	238	14.9	35
12. Brandon Marshall (wr)	2012-14	3,524	279	12.5	31
13. James Scott (wr)	1976-80; 82	3,202	177	18.1	20
14. Jim Dooley (wr)	1952-54; 56-57; 59-62	3,172	211	15.0	16
15. Jim Keane (e)	1946-51	3,031	206	14.7	23
16. Wendell Davis (wr)	1988-93	3,000	207	14.5	14
17. Dennis McKinnon (wr)	1983-85; 87-89	2,840	180	15.8	21
18. Bobby Engram (wr)	1996-2000	2,831	246	11.5	17
19. Bill McColl (e)	1952-59	2,815	201	14.0	25
20. Devin Hester (wr)	2006-13	2,807	217	12.9	14
21. Neal Anderson (rb)	1986-93	2,763	302	9.1	20
22. Emery Moorehead (te)	1981-88	2,730	200	13.7	14
23. Marcus Robinson (wr)	1998-2002	2,695	187	14.4	20
24. Desmond Clark (te)	2003-10	2,639	242	10.9	18
25. Earl Bennett (wr)	2008-13	2,277	185	12.3	12

## — RECEPTIONS —

	Years	Catches	Yards	Avg	TD
1. Walter Payton (rb)	1975-87	492	4,538	9.2	15
2. Matt Forté (rb)	2008-15	487	4,116	8.5	19
3. Johnny Morris (wr)	1958-67	356	5,059	14.2	31
4. Marty Booker (wr)	1999-2003; 08	329	3,895	11.8	25
5. Curtis Conway (wr)	1993-99	329	4,498	13.7	31
6. Mike Ditka (te)	1961-66	316	4,503	14.3	34
7. Alshon Jeffery (wr)	2012-16	304	4,549	15.0	26
8. Neal Anderson (rb)	1986-93	302	2,763	9.1	20
9. Brandon Marshall (wr)	2012-14	279	3,524	12.5	31
10. Matt Suhey (fb)	1980-89	259	2,109	8.1	5
11. Bobby Engram (wr)	1996-2000	246	2,831	11.5	17
12. Desmond Clark (te)	2003-10	242	2,639	10.9	18
13. Dick Gordon (wr)	1965-71	238	3,550	14.9	35
14. Harlon Hill (wr)	1954-61	226	4,616	20.4	40
15. Devin Hester (wr)	2006-13	217	2,807	12.9	14
16. Jim Dooley (wr)	1952-54; 56-57; 59-62	211	3,172	15.0	16
17. Martellus Bennett (te)	2013-15	208	2,114	10.2	14
18. Wendell Davis (wr)	1988-93	207	3,000	14.5	14
19. Jim Keane (e)	1946-51	206	3,031	14.7	23
20. Bill McColl (e)	1952-59	201	2,815	14.0	25
21. Emery Moorehead (te)	1981-88	200	2,730	13.7	14
22. Greg Olsen (te)	2007-10	194	1,981	10.2	20
23. Marcus Robinson (wr)	1998-2002	187	2,695	14.4	20
24. Earl Bennett (wr)	2008-13	185	2,277	12.3	11
25. Willie Gault (wr)	1983-87	184	3,650	19.8	27



## CAREER PASSING

(400+ Attempts)	Years	Att	Cmp	Cmp%	Yards	Y/Att	TD	TD%	Int	Int%	Rating
1. Jay Cutler	2009-16	3,271	2,020	61.8	23,443	7.2	154	4.7	109	3.3	85.2
2. Erik Kramer	1994-98	1,557	913	58.6	10,582	6.80	63	4.0	45	2.9	80.7
3. Jim McMahon	1982-88	1,513	874	57.8	11,203	7.37	67	4.4	56	3.7	80.4
4. Jim Miller	1999-2002	965	565	58.5	5,867	6.08	34	3.5	26	2.7	76.7
5. Shane Matthews	1993-96; 99-01	599	366	61.1	3,461	5.78	19	3.2	18	3.0	75.1
6. Sid Luckman	1939-50	1,744	904	51.8	14,686	8.42	137	7.9	132	7.6	75.0
7. Jim Harbaugh	1987-93	1,759	1,023	58.1	11,567	6.58	50	2.8	56	3.2	74.2
8. Bill Wade	1961-66	1,407	767	54.5	9,958	7.08	68	4.8	66	4.7	73.4
9. Rudy Bukich	1958-59; 62-68	878	474	54.0	6,254	7.12	46	5.2	45	5.1	72.8
10. Kyle Orton	2005-08	913	505	55.3	5,319	5.83	30	3.3	27	3.1	71.1
11. Rex Grossman	2003-08	962	521	54.2	6,164	6.41	33	3.4	35	3.6	70.1
12. Cade McNown	1999-2000	515	281	54.6	3,111	6.04	16	3.1	19	3.7	67.7
13. Johnny Lujack	1948-51	808	404	50.0	6,295	7.79	41	5.1	54	6.7	65.3
14. Mike Tomczak	1985-90	915	454	49.6	6,247	6.83	33	3.6	47	5.1	62.5
Ed Brown	1954-61	1,246	607	48.7	9,698	7.78	63	5.1	88	7.1	62.5

## CAREER SACKS (since 1982)

	Years	Sacks
1. Richard Dent	1983-93; 95	124.5
2. Steve McMichael	1982-93	92.5
3. Dan Hampton	1982-90	57.0
4. Alex Brown	2002-09	43.5
5. Trace Armstrong	1989-94	42.0
Adewale Ogunleye	2004-09	42.0

## CAREER FIELD GOALS

	Years	FG	FGA	Pct.
1. Robbie Gould	2005-15	276	323	85.4
2. Kevin Butler	1985-95	243	332	72.9
3. Bob Thomas	1975-84	128	205	62.4
4. Paul Edinger	2000-04	110	146	75.3
5. Mac Percival	1967-73	99	182	54.4

## 1,000-YARD RECEIVERS

In 2014, Alshon Jeffery recorded 1,133 receiving yards, the eight-highest receiving total in franchise history. Jeffery recorded back-to-back 1,000-plus yard receiving seasons going for 1,421 yards in 2013. The franchise now has 15 1,000-yard receiving seasons in team history.

## CHICAGO BEARS 1,000-YARD RECEIVING SEASONS

Receiving			Receiving			Receiving		
Player	Season	Yards	Player	Season	Yards	Player	Season	Yards
1. Brandon Marshall	2012	1,508	6. Johnny Morris	1964	1,200	11. Mike Ditka	1961	1,076
2. Alshon Jeffery	2013	1,421	7. Marty Booker	2002	1,189	12. Marty Booker	2001	1,071
3. Marcus Robinson	1999	1,400	8. Alshon Jeffery	2014	1,133	13. Curtis Conway	1996	1,049
4. Jeff Graham	1995	1,301	9. Harlon Hill	1956	1,128	14. Curtis Conway	1995	1,037
5. Brandon Marshall	2013	1,295	10. Harlon Hill	1954	1,124	15. Dick Gordon	1970	1,026

**Number of 1,000-yard receiving seasons:** Marty Booker-2, (2001 & '02); Curtis Conway-2, (1995 & '96); Harlon Hill-2, (1954 & '56); Brandon Marshall-2, (2012 & '13); Mike Ditka-1, (1961); Dick Gordon-1, (1970); Jeff Graham-1, (1995); Alshon Jeffery-1, (2013); Johnny Morris-1, (1964); Marcus Robinson-1, (1999).





## CAREER KICKOFF RETURNS

(25+ Returns)	Years	Returns	Yards	Avg	TD
1. Devin Hester	2006-13	222	5,504	24.8	5
2. Glyn Milburn	1998-2001	192	4,596	23.9	2
3. Dennis Gentry	1982-92	192	4,353	22.7	3
4. Jerry Azumah	1999-2005	119	2,885	24.2	2
5. Gale Sayers	1965-71	91	2,781	30.6	6
6. Danieal Manning	2006-10	101	2,711	26.8	1
7. Cecil Turner	1968-73	108	2,616	24.2	4
8. Ron Smith	1965; 70-72	85	2,263	26.6	1
9. Brian Baschnagel	1976-84	89	2,104	23.6	0
10. Nate Lewis	1994-95	77	1,778	23.1	0
11. Charlie Bivins	1960-66	62	1,531	24.7	0
12. Johnny Knox	2009-12	55	1,506	27.4	1
13. Thomas Sanders	1985-89	79	1,497	18.9	1
14. Ahmad Merritt	2001-03	65	1,434	22.1	0
15. Rashied Davis	2005-10	70	1,366	19.5	0

## CAREER PUNT RETURNS

(25+ Returns)	Years	Returns	Yards	Avg	TD
1. Devin Hester	2006-13	264	3,241	12.3	*13
2. George McAfee	1940-41; 45-50	112	1,431	12.8	2
3. Dennis McKinnon	1983-85; 87-89	127	1,171	9.2	3
4. Jeff Fisher	1981-84	123	1,137	9.2	1
5. R.W. McQuarters	2000-04	93	983	10.6	2
6. Glyn Milburn	1998-2001	94	970	10.3	1
7. Johnny Morris	1958-67	104	893	8.6	1
8. Steve Schubert	1975-79	103	866	8.4	3
9. Virgil Livers	1975-79	86	738	8.6	0
10. Johnny Bailey	1990-91	72	680	9.4	1
11. J.R. Boone	1948-51	56	635	11.3	0
12. Ray "Scooter" McLean	1940-47	42	622	14.8	3
13. Leon Johnson	2001-02	56	543	9.7	0
14. Ron Smith	1965; 1970-72	86	485	5.6	0
15. Lew Barnes	1986	59	482	8.5	0

\*NFL Record

## CAREER PUNTING

(75+ Punts)	Years	Punts	Yards	Gross Avg
1. George Gulyanics	1947-52	113	5,032	44.5
2. Pat O'Donnell	2014-16	209	9,198	44.0
3. Adam Podlesh	2011-13	238	10,065	42.3
4. Todd Sauerbrun	1995-99	328	13,849	42.2
5. Bobby Joe Green	1962-73	833	35,057	42.1
6. Brad Maynard	2001-10	878	36,781	41.9
7. Fred "Curley" Morrison	1950-53	243	10,170	41.9
8. Bryan Wagner	1987-88	115	4,743	41.2
9. Maury Buford	1985-86; 89-91	354	14,491	40.9
10. Ed Brown	1954-61	343	13,912	40.6



## COME-FROM-BEHIND WINS

(Regular season only)

Year	Never		Largest Deficit				Notes
	Wins trailed	1-3	4-7	8-10	11+		
1980	7	5			1	14 pts. at DET	
1981	6	3	1	2			
1982	3	2				11 pts. vs. DET	
1983	8	4	1	3			
1984	10	4	4	2			
1985	15	9	1	1	2	12 pts. vs. TB; 14 pts. at TB	
1986	14	7	3	2	2		
1987	11	5	1	3		14 pts. vs. KC; 20 pts. at TB	
1988	12	7	3	2			
1989	6	4	1	1			
1990	11	5	3	3			
1991	11	2	3	5	1		
1992	5	4	1				
1993	7	5		1		11 pts. at KC	
1994	9	4	2	3			
1995	9	5	1	3			
1996	7	2	2	2		14 pts. vs. OAK	
1997	4	2		1		15 pts at MIA	
1998	4	2		1		17 pts vs. DET	
1999	6		4	1	1		

Year	Never		Largest Deficit				Notes
	Wins trailed	1-3	4-7	8-10	11+		
2000	5	3		1	1		
2001	13	7		3	1	19 pts. vs. SF; 14 pts. vs. CLE	
2002	4	1		1	2		
2003	7	4		2		15 pts. vs. OAK	
2004	5		2	2		14 pts. at NYG	
2005	11	5	5	1			
2006	13	7	1	3	1	20 pts. at ARZ	
2007	7	2	2	1	1	14 pts. vs. DEN	
2008	9	4	2	1	1	11 pts. vs. GB	
2009	7	3		3		13 pts. at SEA	
2010	11	2	2	4		11 pts. vs. DET; 10 pts. vs. GB; 11 pts. vs. NYJ	
2011	8	4	2	1	1		
2012	10	6	2	1		12 pts. vs. CAR	
2013	8	2	1	4	1		
2014	5	1	1		2	17 pts. at SF	
2015	6			3	1	14 pts. at KC 13 pts. at SD	
2016	3	2		1			

## WANNA BE LIKE MIKE

Former Bears linebacker Mike Singletary is the franchise's all-time leader in Pro Bowl selections, earning 10 appearances during his 12-year career (1981-92). Singletary is followed on the list by fellow Hall of Famers Walter Payton (9 selections), Doug Atkins (8), Dick Butkus (8) and Bill George (8), and linebackers Brian Urlacher (8) and Lance Briggs (7).

Since the first Bears players earned Pro Bowl honors in 1951, a total of 86 Bears players have earned a total of 227 Pro Bowl selections.

Listed below are all Bears players who earned four or more selections while the third column lists current Bears players who have been named to the team at least one time. The entire list by individual selections earned can be found on page 292, by year on pages 456-458.

Name, Pos	Pro Bowls
Mike Singletary, LB	10
Walter Payton, RB	9
Doug Atkins, DE	8
Dick Butkus, LB	8
Bill George, LB	8
Brian Urlacher, LB	8
Lance Briggs, LB	7
Jay Hilgenberg, C	7
Stan Jones, G	7
Olin Kreutz, C	6
Rick Casares, RB	5

Name, Pos	Pro Bowls
Mike Ditka, TE	5
Joe Fortunato, LB	5
Gale Sayers, RB	5
Neal Anderson, RB	4
George Connor, T/LB	4
Richard Dent, DE	4
Dave Duerson, S	4
Dan Hampton, DE/DT	4
Richie Petitbon, DB	4
Ed Sprinkle, DE	4
Fred Williams, DT	4

Current Bears, Pos	Pro Bowls
Kyle Long, G	3
Jordan Howard, RB	1
Josh Sitton, G	1

Number in ( ) denotes total Pro Bowl selections



# HISTORY

## IN MEMORIAM

Neill Armstrong

Clarence Brooks

Linzy Cole

Eddie Macon

Tommy Neck

Rashaan Salaam



## 1920s

- 9/17/20**—George Halas, representing the Decatur Staleys, meets with representatives of 11 other clubs at Ralph Hay's Hupmobile showroom in Canton, Ohio, forming the American Professional Football Association – which later became the NFL. Membership is set at \$100.
- 1920**—The Staleys shut out 10 of 13 foes, losing only to the Chicago Cardinals (7-6 at Normal Park), and post a 10-1-2 record. Each player is paid \$1,900 for the season.
- 1921**—A. E. Staley gives Halas the club with \$5,000 to keep the Staleys name for the year. Decatur Staleys become Chicago Staleys, play in Cubs Park (re-named Wrigley Field in 1926), and win the APFA title with 9-1-1 record. Halas makes Dutch Sternaman his partner.
- 1/18/22**—Franchise renamed Chicago Bears.
- 11/27/22**—First Chicago player deal: Bears buy tackle Ed Healey's contract from the Rock Island Independents for \$100—twice the going rate for a franchise that season.
- 11/22/25**—Harold "Red" Grange signs with Bears and pro football leaves its cradle. His agent, C.C. (Cash & Carry) Pyle, negotiates a \$100,000 deal with the Bears. Halas takes the Bears and Grange on a coast-to-coast tour that sees the club play 19 games from Nov. 26 through Jan. 31 interrupted only by a two-week rest. The Bears post a 13-5-1 record on the trip.
- 11/26/25**—Grange's first game—36,000 see Bears and Cardinals tie 0-0 in Cubs Park. Grange held to 36 yards.
- 1/16/26**—Grange scores two TDs as the Bears impress 70,000 in the LA Coliseum beating the LA Tigers 17-7.
- 3/1/26**—Bears open offices at 111 W. Washington in Chicago.
- 1930**—After a 4-9-2 season in 1929, George Halas replaces himself as head coach with Ralph Jones. Jones posts a 24-10-7 record during his three seasons.

## 1930s

- 12/15/30**—Bears and Cardinals play football's first indoor game on an 80-yard field in Chicago Stadium. The exhibition aids unemployment; Bears win 9-7 before 10,000 fans.
- 11/15/31**—New Yorkers (including Gov. Alfred E. Smith and Mayor Jimmy Walker) in field boxes at \$100 a seat watch Bears top Giants at Polo Grounds 12-6.
- 1932**—Franchise loses \$18,000, prompting Dutch Sternaman to sell his half of the Bears to George Halas.
- 12/18/32**—Bronko Nagurski hits Red Grange with a two-yard TD pass and the Bears top the Portsmouth Spartans 9-0 for the NFL championship. The game was played before 11,198, indoors at Chicago Stadium on an 80-yard field.
- 1933**—George Halas returns as head coach and takes club out of town for training camp for the first time.

- University of Notre Dame is the host.
- 11/5/33**—Boston Redskins beat Bears, 10-0, ending Chicago's 16-game unbeaten string.
- 12/17/33**—Bears use rookie Jack Manders' accurate kicking for 11 points and defeat the Giants 23-21 in the NFL's first championship game.
- 1934**—Halas University, the Bears alumni association, begins. Annually Bear veterans return during season for Homecoming Weekend.
- 1934**—Bears hold training camp at Lane Tech High in Chicago.
- 8/31/34**—A classic is born as 79,432 watch the NFL champion Bears held to a scoreless tie by the first College All-Star team in a game sponsored by Chicago Tribune Charities at Soldier Field.
- 12/2/34**—Rookie Beattie Feathers becomes first pro to rush for 1,000 yards in a season (1,004), leading the NFL.
- 12/9/34**—Undefeated Bears slip before Giants in NFL title tilt at Polo Grounds 30-13 before 35,059. With Chicago leading 10-3 at the half, NY dons basketball sneakers and scores 27 points.
- 1935**—Training camp is conducted at St. John's Military Academy in Delafield, Wisconsin.
- 1936**—Bears make future Hall of Famer Joe Stydahar, a tackle from West Virginia, their first draft pick ever.
- 12/12/37**—Bears win Western Division title but lose NFL Championship 28-21 to Redskins at Wrigley Field. Sammy Baugh hits 18 of 33 for 335 yards and three TDs. Jack Manders scores 15 of the Bears points. A Chicago player's share is \$127.78.
- 7/25/39**—Future Hall of Famer Sid Luckman signs his first contract after being selected by the Bears with the second pick of the 1939 NFL draft.

## 1940s

- 12/8/40**—Ten Bears tally TDs as Chicago rips Washington 73-0 for the NFL title before 36,034 in D.C. The rout signals the beginning of pro football's modern era with the formal unveiling of the T-formation. Each player receives \$873.
- 1941**—*Bear Down, Chicago Bears*, the Bears new fight song, is published.
- 12/14/41**—Bears and Packers agree their playoff game should be played to a "sudden death" finish in event of tie. NFL adopts plan 1/24/42.
- 12/21/41**—Bears throttle the New York Giants 37-9 for the NFL Championship.
- 1942**—George Halas departs in October after five games for the US Navy. The Bears win their remaining six games to finish the season 11-0 and advance to the title game but lose to Washington, 14-6.



**1943**—Hunk Anderson and Luke Johnsos co-coach the wartime Bears for the next three seasons, compiling a 15-11-2 record.

**11/14/43**—Sid Luckman becomes the first pro to pass for 400+ yards in a game, scorching the Giants for 433 yards and seven TDs.

**12/26/43**—The Bears blast Washington 41-21 in Wrigley Field for the NFL title before 34,320 fans. Sid Luckman throws five TD passes (2 each to Harry Clark and Dante Magnani and one to Jim Benton). Bronko Nagurski scores his last Bear TD, a 3-yard run.

**12/15/46**—With George Halas around for the full season, the Bears whip the Giants 24-14 before a record NFL title crowd of 58,346 in the Polo Grounds. After opening with a 21-yard TD pass to Ken Kavanaugh, Sid Luckman gets the winning score on a 19-yard bootleg.

**12/19/47**—Bears make the first trade for a draft choice, then select QB Bobby Layne in the 1948 draft.

**12/11/49**—Johnny Lujack sets NFL passing record with 468 yards against the Cardinals.

## 1950s

**12/17/50**—Bears and Rams tie for Western Division title with 9-3 marks but Rams trip Bears in LA 24-14 to break the tie.

**1956**—Halas leaves coaching for a third time. Paddy Driscoll gets the position.

**12/30/56**—Giants, with their sneakers again, trounce Chicago 47-7 before 56,836 in Yankee Stadium for NFL title.

**11/2/58**—Bears and Rams establish NFL attendance record drawing 90,833 paid (100,470 actual) in the LA Coliseum. Rams win 41-35.

## 1960s

**10/22/61**—Bears destroy the scorching 49er shotgun formation 31-0 with Bill George playing middle guard and the defensive line stunting.

**12/29/63**—Bears intercept five YA Tittle passes and capture NFL title from Giants 14-10 in Wrigley Field before 45,801 and closed-circuit TV. QB Bill Wade gets both TDs on two- and one-yard runs. Each Bear earns \$5,899.

**1964**—Flanker Johnny Morris establishes NFL record of 93 catches.

**11/28/64**—Bears set standard for draft by selecting LB Dick Butkus and RB Gale Sayers in first round.

**1965**—Rookie Sayers bursts into pro football with an NFL-record 22 TDs.

**12/12/65**—Gale Sayers scores six TDs against 49ers.

**1966**—Gale Sayers sets NFL combined yards record with 2,440.

**5/27/68**—The all-time winningest coach in football history, George Halas, retires from coaching after 40 seasons with 324 wins, 151 defeats, 31 ties.

## 1970s

**3/19/70**—George Halas elected president of the National Football Conference as NFL-AFL merge.

**6/16/70**—Bear running back Brian Piccolo dies of cancer. Club establishes Piccolo Fund and four decades later the Fund continues to support cutting-edge cancer research at Rush University Medical Center and Memorial Sloan Kettering Cancer Center.

**12/13/70**—Bears say goodbye to Wrigley Field by trouncing Green Bay 35-17. They will make Soldier Field their home in 1971.

**9/19/71**—The Bears open at Soldier Field by defeating the Pittsburgh Steelers, 17-15.

**9/12/74**—Jim Finks joins Bears as Vice President and General Manager after serving as Vikings' GM and NFL Management Council Advisor.

**12/17/74**—After three seasons and a record of 11-30-1, Abe Gibrion departs as head coach.

**12/31/74**—Former NFL star LB Jack Pardee is named Bears head coach, the first non-Bear to hold the job.

**7/12/75**—Bears open training camp at Lake Forest College after 31 seasons in Rensselaer, Indiana.

**11/20/77**—En route to leading the NFL in rushing with a Bear record 1,852 yards on the season, Walter Payton dashes through the Vikings for a then-NFL record 275 yards. Bears win 10-7 at Soldier Field.

**12/18/77**—A 28-yard FG by Bob Thomas with :09 left in overtime gives Bears a 12-9 win over the Giants, a 9-5 record, a six-game win streak, and their first playoff spot in 14 years.

**12/26/77**—Bears finish season with 37-7 playoff loss at Dallas, but set 28 team records and play before a home record 401,513 fans in seven Soldier Field dates.

**1/19/78**—With a three-year record of 20-22, Jack Pardee resigns to seek Redskins coaching job.

**2/16/78**—Neill Armstrong, Minnesota Vikings defensive coordinator, becomes head coach.

**9/3/79**—Bears occupy \$1.6 million new headquarters named Halas Hall on Lake Forest College campus.

**12/16/79**—Massive heart attack claims George (Mugs) Halas at 54. Bears rout St. Louis 42-6 and Dallas tips Washington 35-34. The combination sends 10-6 Bears to the playoffs.

**12/23/79**—After leading 17-10, Bears drop the Wild Card game at Philadelphia, 27-17.

**1980s**

- 10/6/80**—Walter Payton gains 133 rushing and 14 receiving to raise lifetime combined yardage to 9,492 – breaking Sayers' club record. Bears beat Tampa 23-0 at Soldier Field.
- 11/27/80**—David Williams returns overtime kickoff on Thanksgiving Day at Detroit 95 yards for TD in then-fastest OT in NFL history (21 seconds).
- 12/7/80**—Bears whip Packers 61-7 at Soldier Field, equaling club record for points and setting records for first downs (33) and completion percentage (83.3%, 20 of 24). Vince Evans throws for 316 yards – most by a Bear in 10 years.
- 1/4/82**—After four seasons and a 30-35 record, Neill Armstrong departs as head coach.
- 1/20/82**—Mike Ditka, assistant offensive coach of the Dallas Cowboys, becomes head coach.
- 8/24/83**—Jim Finks resigns as General Manager after nine seasons. George Halas names Jerry Vainisi as the club's General Manager.
- 10/31/83**—Bears' founder and owner, George Halas, dies at the age of 88.
- 11/11/83**—Michael McCaskey becomes the third president in franchise history.
- 2/19/84**—Rudy Custer, business manager for 38 years, announces his retirement.
- 10/7/84**—Walter Payton breaks Jim Brown's career rushing record with a third quarter six-yard run against New Orleans at Soldier Field. He finishes the day with 32 carries for 154 yards.
- 11/25/84**—Bears defeat Vikings 34-3 in Minneapolis to clinch first Central Division crown.
- 12/30/84**—Visiting Bears beat Redskins 23-19 for first playoff win since 1963, advancing to team's first NFC Championship before losing 23-0 to eventual champion 49ers.
- 1985**—Bears win first 12 games of season en route to posting 15-1 regular season mark, equalling the most regular season wins by a team in NFL history. Chicago claims second straight NFC Central title as club-record nine players are selected to Pro Bowl.
- 1/5/86**—Bears host first playoff game since 1963 and shut out New York Giants, 21-0.
- 1/12/86**—Bears blank Los Angeles Rams, 24-0, in NFC Championship game at Soldier Field and advance to Super Bowl XX.
- 1/26/86**—Chicago sets seven Super Bowl records in first appearance including most points (46) and largest margin of victory (36) in 46-10 rout of the New England Patriots. The game was witnessed by record-setting number of viewers via television worldwide. The next day the team was greeted by an estimated 500,000 people in a ticker-tape parade in downtown Chicago.

- 1986**—Bears capture third straight NFC Central title with 14-2 mark; defense allows NFL record-low 187 points. Bears lose divisional playoff game to Redskins, 27-13.
- 12/20/87**—Walter Payton plays final regular season game at Soldier Field (rushes for 79 yards and 2 TDs). "Walter Payton Day" is celebrated prior to game as club president Michael McCaskey retires jersey number 34.
- 1987**—Bears win fourth consecutive division title with 11-4 mark in strike-interrupted season. Team posts four-straight winning seasons, a feat last accomplished by Bears from 1946-51. Redskins come back from 14-0 deficit to beat Bears 21-17 in playoffs.
- 1988**—Bears post 12-4 record (tied for best in NFL) and advance to NFC Championship game before losing to eventual Super Bowl Champion San Francisco. Bears finish five-year period (1984-88) with 62 wins – most by any NFL team ever in such a span at that time.
- 12/31/88**—Playoff Game vs. the Philadelphia Eagles at Soldier Field, Chicago, IL. On this 29-degree day in December the Bears rolled to a 20-12 playoff victory over the Eagles in what came to be known as the "Fog Bowl."
- 12/3/89**—Kevin Butler connects on his 24th straight field goal to set an NFL record for consecutive field goals made.
- 12/24/89**—Richard Dent sacks Joe Montana and becomes the Bears' all-time sack leader with 82, surpassing Jim Osborne.

**1990s**

- 6/6/90**—Andy McKenna and Patrick G. Ryan, two Chicago businessmen, purchase approximately 20% (total) of the Bears from the McCaskeys.
- 1990**—Bears regain NFC Central title with 11-5 mark, and beat the Saints 16-6 in First Round playoff game before falling to eventual Super Bowl Champion NY Giants, 31-3, in Dan Hampton's final game.
- 12/8/91**—Mike Ditka wins his 100th regular season game as the Bears' head coach with a 27-13 victory over the Green Bay Packers at Soldier Field.
- 1991**—Chicago finishes 11-5 and earns a Wild Card berth in the playoffs. The Bears are upset in the First Round by the Dallas Cowboys, 17-13, at Soldier Field.
- 10/4/92**—Kevin Butler becomes the Bears all-time leading scorer with a 50-yard FG. He surpasses Walter Payton's 750 points.
- 12/13/92**—In Mike Singletary's final home game, the Bears upset AFC Central champion Pittsburgh Steelers, 30-6.
- 1/19/93**—Dave Wannstedt is hired as the 11th head coach in club history.
- 10/3/93**—The Bears play their 1,000th game in franchise history, shutting out the Atlanta Falcons at Soldier Field, 6-0.



- 10/31/94**–Dick Butkus' and Gale Sayers' jersey numbers (51 and 40) retired at halftime before a Monday night national audience.
- 12/24/94**–Kevin Butler becomes the first Bear to surpass the 1,000 point mark with his first quarter FG vs. New England.
- 1/1/95**–9-7 Bears earn a Wild Card berth and upset the Vikings with a 35-18 playoff win at Minnesota.
- 5/12/95**–Michael McCaskey announces plans for a new \$20 million state-of-the-art headquarters at the groundbreaking ceremony in Lake Forest.
- 3/3/97**–Bears move into Halas Hall at Conway Park, the team's 38-acre headquarters. All team operations are under one roof in Lake Forest, four miles west of the original Halas Hall.
- 11/23/97**–The Bears defeat the Tampa Bay Buccaneers 13-7 for the 600th win in team history. Chicago becomes the first NFL franchise to reach the 600-win plateau.
- 12/28/98**–Dave Wannstedt's coaching tenure ends after six seasons and a 41-57 record.
- 1/24/99**–Dick Jauron is hired as the 12th head coach in club history.
- 2/4/99**–Ted Phillips is named the fourth President and CEO in team history while Michael McCaskey becomes the third chairman of the board.
- 11/1/99**–Hall of Fame running back Walter Payton dies at the age of 45. The Bears name the Halas Hall indoor facility in his honor the following off-season.
- 11/7/99**–“Walter Payton Game” - Bears block the Packers' game-winning field goal attempt in the first game following the death of Walter Payton.

## 2000s

- 6/12/01**–Jerry Angelo named first Bears general manager since the 1986 season.
- 2001**–Bears win NFC Central title in the final year of the division's existence. The Bears, Packers, Lions and Vikings move into the NFC North at the start of the 2002 season, with the addition of the League's 32nd team, the Houston Texans.
- 11/4/01**–Mike Brown scores his second game-winning touchdown in as many games as Chicago wins back-to-back overtime games in miraculous fashion.
- 1/19/02**–The Bears finish the 2001 season with a 13-3 mark and reach the playoffs for the first time since 1994, falling to Philadelphia 31-19 in the final game at 'old' Soldier Field.
- 8/3/02**–Bears DE/DT Dan Hampton becomes the 26th Chicago Bear enshrined in the Pro Football Hall of Fame.
- 2002**–The Bears open a new training camp home for the first time in 18 years, moving from Platteville, Wis., to

Olivet Nazarene University in Bourbonnais, Ill. The Bears play each of their home games at Memorial Stadium at the University of Illinois in Champaign while the new stadium at Soldier Field was being constructed.

- 9/29/03**–The Bears make their debut in the new Soldier Field against the Green Bay Packers on Monday Night Football, dropping a 38-23 decision to the Packers.
- 12/29/03**–Dick Jauron's coaching tenure ends after five seasons and a 35-46 record.
- 1/15/04**–Lovie Smith is hired as the 13th head coach in club history.
- 11/13/05**–Nathan Vasher returns a 49ers missed field goal 108 yards for a touchdown, setting the record for longest TD in NFL history.
- 12/25/05**–The Bears beat the Packers 24-17 at Green Bay in the first-ever Christmas Day game for both teams. With the win, the Bears clinched their first NFC North title.
- 2006**–Bears claim second straight NFC North title and home-field advantage throughout the playoffs with a 13-3 record.
- 11/12/06**–Almost a year to the day Nathan Vasher set the NFL record for longest TD in NFL history, Devin Hester duplicates the feat in New York against the Giants. Hester went on to set the League single-season record with six return touchdowns and most combined kick return TDs in a season with five.
- 1/14/07**–Bears earn first home playoff win since 1991 with a 27-24 OT win over defending NFC Champion Seattle.
- 1/21/07**–Bears win NFC Championship and a trip to Super Bowl XLI with a 39-14 win over the New Orleans Saints.
- 2/4/07**–Bears return specialist Devin Hester becomes the first player in Super Bowl history to return the game's opening kickoff for a touchdown while Chicago tied a record with 14 first-quarter points. The Bears and Indianapolis Colts combined for a Super Bowl record four 1st-quarter turnovers (2 each) in the first Super Bowl played in adverse playing conditions (rain) at Dolphin Stadium in Miami. The Colts would go on to beat the Bears 29-17.
- 12/30/07**–Devin Hester breaks his own single-season NFL record with his sixth kick return for a TD, setting the mark with a 64-yard punt return for a score in the final game of the season at home versus New Orleans.
- 12/7/08**–The Bears defeat the Jacksonville Jaguars 23-10 at Soldier Field to become the first NFL franchise to record 700 victories.

## 2010s

- 12/20/10**–Bears defeat Minnesota 40-14 at TCF Bank Stadium to earn fourth NFC North division crown. Devin Hester breaks NFL kick return record returning a punt 64 yards for a score, his 14th return TD.



**1/16/11**—Bears earn berth in NFC Championship game with a 35-24 Divisional Playoff win over Seattle.

**1/23/11**—Rival Packers beat the Bears 21-14 in NFC Championship game at Soldier Field.

**2/5/11**—Bears DE Richard Dent voted for enshrinement into the Pro Football Hall of Fame, the 27th Chicago Bear to earn the honor.

**5/5/11**—George H. McCaskey becomes the fourth chairman of the board in franchise history.

**1/3/12**—Jerry Angelo released as general manager after helping the team to four NFC North titles, two NFC championship game appearances and one Super Bowl appearance in 11 years as GM.

**1/28/12**—Phil Emery hired as the fifth general manager in team history.

**9/8/12**—LS Patrick Mannelly appears in the season opening win over Indianapolis establishing a franchise record with 15 seasons in a Bears uniform.

**12/31/12**—Lovie Smith fired as head coach following 10-6 season. Bears advanced to playoffs three times during his nine-year tenure, advancing to two NFC Championship games and a Super Bowl.

**Jan.-Aug., 2013**—Bears training facility, Halas Hall, renovated and upgraded to the most advanced in-house multimedia facility in the NFL. Construction added 43,500-square-feet with additions featuring state-of-the-art TV and radio studios, interview rooms and a technical center. Event space was also added, allowing the team to bring in studio audiences for shows or host business conferences, meetings, receptions and events, enabling key sponsors the opportunity of conducting business meetings in that space. The multilevel space features interactive wall panels full of images from the team's history.

**1/16/13**—Marc Trestman hired as the 14th head coach in club history.

**10/20/13**—Devin Hester returned a punt 81 yards for a touchdown to tie the NFL record for most return TDs with 19, tying Hall of Famer Deion Sanders.

**12/29/14**—General Manager Phil Emery and head coach Marc Trestman fired after Bears finish 2014 season with a 5-11 record. Trestman finishes his two-year tenure with a 13-19 record. In his first season with the Bears the team set several offensive franchise records, including: total net yards gained, gross passing yards, net passing

yards, passing touchdowns, completion percentage, passer rating and first downs.

**1/8/15**—Ryan Pace hired as the sixth general manager in team history. George "Mugs" Halas, the son of Bears founder George Halas, was the team's first general manager, followed by Jim Finks, Jerry Vainisi, Jerry Angelo and Phil Emery.

**1/16/15**—John Fox hired as the 15th head coach in club history. Fox becomes the second Bears head coach in franchise history (Paddy Driscoll) to join the team with previous head coaching experience with another NFL team (Carolina Panthers 2002-10, Denver Broncos 2011-14).

**10/11/15**—K Robbie Gould becomes the Bears all-time leading scorer in the Bears win at Kansas City. Gould also established Bears career marks for field goals made (9/13 vs. GB) and field goals made of 50 or more yards (9/13 vs. Green Bay), surpassing Kevin Butler on all three.

**11/9/15**—QB Jay Cutler surpasses Pro Football Hall of Famer Sid Luckman's franchise mark for career touchdown passes. Luckman recorded 137 TD passes from 1939-50. During the course of the season, in addition to career TD passes (150), Cutler establishes new franchise records for career passer rating (85.5), completions (1,939), attempts (3,134), completion percentage (61.9), passing yards (22,384), passing yards per game (230.8), passing touchdowns (150) and 300-yard passing games (16).

**1/1/17**—RB Jordan Howard rushes 23 times for 135 yards at Minnesota, breaking the Bears rookie rushing record with 1,313 yards and becoming the second-youngest Bears RB to eclipse 1,000 yards. His 1,313 yards ranked second in the NFL behind Dallas' Ezekiel Elliott, marking the first time since the 1970 merger that two rookies finished 1-2 in the NFL in rushing. Howard later became the first Bears rookie running back to be voted to the Pro Bowl since Hall of Famer Gale Sayers in 1965.

## THE LAST HELMETLESS PLAYER

Dick Plasman, an end out of Vanderbilt, is regarded by the Pro Football Hall of Fame as the last player to play the game without a helmet. Plasman played for the Bears from 1937-41 and 1944 and was part of World Championship teams in 1940 and 1941. The NCAA made helmets mandatory in 1939 and the NFL followed shortly thereafter.

Plasman never wore a helmet in high school, college or the pros but, after a stint in the armed forces, was required to wear a helmet when he returned to the NFL in 1944.





## HOMES OF THE BEARS

Staley Field <sup>^</sup>	1920
Cubs Park*	1921-25
Wrigley Field	1926-70
Soldier Field	1971-2001
Memorial Stadium#	2002
Soldier Field	2003-present
<sup>*</sup> Re-named Wrigley Field in 1926	
<sup>^</sup> Decatur, Ill.	#Champaign, Ill.



## WRIGLEY RECORD

The Bears' all-time record at Wrigley Field stands at 221-89-22, a total of 332 games, 330 as the home team. (Two of those victories came with the Bears as the "road" team: twice in 1920 against the Chicago Tigers). The 330 Bears home games at Wrigley Field appears to be a National Football League record, though unofficial. The Bears-Wrigley connection edges out Cleveland's Municipal Stadium as host for 324 home games of the Cleveland Browns, from 1950 through 1995. As the reincarnation of the Cleveland Browns play in a new stadium since their return in 1999, the Bears-Wrigley "record" appears safe.

In fact, Wrigley Field has hosted a total of 342 NFL games: 330 Bears home games, five home games of the Chicago Tigers in 1920, and seven home games of the Chicago Cardinals in 1931 and 1932. Besides the Browns' 324 home games at Cleveland's Municipal Stadium, the Cleveland Indians played two home games there in 1931, and the Cleveland Rams played sixteen home contests in 1937 and 1939-1941. Municipal Stadium appears to have hosted a total of 342 total NFL games—same as Wrigley Field.

## HISTORY OF THE BEARS UNIFORM

The Chicago Bears, originally called the Decatur Staleys when founded in 1920, wore blue jerseys with tan colored vertical striping in their inaugural season. The vertical stripes were actually strips of leather sewn onto the uniform to help the ball carrier secure the ball.

In 1935 the Bears introduced an orange jersey with black arm stripes and black helmet and by 1958 were wearing the familiar navy blue with burnt orange. The Bears unique "rounded" number style on the uniforms and numbers on the sides of the sleeves of the jerseys dates back to 1949. The Bears trademark 'C' logo appeared on helmets in 1962 and its use continues through present day although the mark has changed from white to orange and the shape has changed slightly. After 11 years, the white 'C' logo is colored orange with white trim in 1973 and still has the same look today. The initials GSH were added to the left sleeve in 1984 in honor of the late 'Papa Bear' George S. Halas, who passed away Oct. 31, 1983. The uniform has had a very consistent look from the 1970's with the exception of blue pants with white jersey introduced in 1984 as a road uniform. On Oct. 7, 2002 on a Monday Night Football game against Green Bay, the Bears wore their traditional home blue jerseys with the blue pants for the first time. On Nov. 25, 2004, for a Thanksgiving game at Dallas, the Bears wore a throwback orange jersey; then, on Nov. 13, 2005, introduced a new-look orange third jersey which the Bears wore from 2005-09 and 2011. In 2010 the team unveiled its current throwback uniform (pictured, right) which is modeled after the 1940s Bears uniforms. The "Monsters of the Midway" of the '40s won four league titles in seven seasons and were led by eight Hall of Famers (coach George Halas and players Danny Fortmann, Sid Luckman, George McAfee, George Musso, Bronko Nagurski, Joe Stydahar and Clyde "Bulldog" Turner).



HISTORY

**GEORGE S. HALAS**

FEBRUARY 2, 1895 – OCTOBER 31, 1983



Leading the Chicago Bears for more than a half-century, George S. Halas, the team's founder and head coach for 40 years, was one of the most enduring personalities in sports history. Halas was active with the Bears starting in 1920 when he founded the team as the Decatur Staleys.

Halas was born and raised on Chicago's west side and prepped at Crane Tech High School before attending the University of Illinois. In Champaign, he earned a B.S. degree while lettering in football, basketball and baseball. After graduation in 1918, Halas joined the Navy for the first of two tours of duty. He was named Player of the Game in the 1919 Rose Bowl, playing end on the Great Lakes team that beat the Marines 17-0. A commander when he left active duty in 1946, Halas retired as a captain in the Naval Reserve. He was also awarded the Distinguished Citizens Award—the highest honor the Navy can bestow on a civilian.

After leaving the Navy, Halas played right field for the New York Yankees, but a hip injury shortened his baseball career. Halas went to work for a Decatur (IL) corn products firm owned by an enthusiastic sports fan, Mr. A.E. Staley, who sponsored a semi-pro baseball team, and later commissioned Halas to organize an independent football team.

**PRO CAREER:** As a player, Halas set an NFL record (which stood 49 years until 1972) when he took a Jim Thorpe fumble 98 yards for a TD in a 26-0 win over the Oorang Indians at Cubs Park (11/4/23) (re-named Wrigley Field in 1926). He played end for the Bears from 1920-29 and was named to the NFL all-pro squad of the 1920s.

**GEORGE HALAS STATUE**

The Bears unveiled a statue of George Halas on Sunday, Aug. 23, 2015, at a private ceremony outside Halas Hall, the team's training facility that's named after the legendary Hall of Famer.

The statue was created by sculptor Chad Fisher out of white bronze. It weighs 1,600 pounds, stands 8'8" on a granite base and features Halas with his right arm extended pointing his index finger.

A Chicago native who starred at the University of Illinois, Halas was a pro football pioneer. He helped create what would become the NFL when he joined representatives from 10 other teams in Canton, Ohio, in 1920 to found the American Professional Football Association.

Halas moved the Decatur Staleys to Chicago in 1921 and they were renamed the Chicago Bears in 1922. "Papa Bear" was named to the NFL's 1920s All-Decade Team as a player and later became the winningest coach in NFL history with 324 victories, a record since surpassed by Don Shula.

Serving as Bears coach for four separate 10-year stints, Halas led the franchise to six NFL championships in 1921, 1933, 1940, 1941, 1946 and 1963. He is a charter member of the Pro Football Hall of Fame, having been enshrined in 1963.






**PRO COACHING CAREER:** Three times Halas interrupted his coaching activities by his own volition. He first turned over the leadership to Ralph Jones from 1930 through 1932. In 1942 when he left for the Navy, Luke Johnsos and Heartley “Hunk” Anderson shared head coaching responsibilities through ‘45. John “Paddy” Driscoll coached in 1956-57.

Coincidentally, in ‘33 and again in ‘46 when Halas resumed coaching, his Bears won world championships. During the 1940s, his teams reached the height of their power with four straight Western Conference titles; three world championships; a fantastic four-season record (including pre-season games) of 62-7-1 (.899); scored 2,164 points and allowed just 842. The 1940 team, which defeated the Washington Redskins 73-0 for the world championship, was voted the greatest professional team of all-time by the National Academy of Sports Editors in 1963.

Resuming coaching in 1958, Halas needed five years to develop another champion, when in 1963 the Bears won their eighth championship. The Sporting News, AP, and UPI named him Coach of the Year after the 1963 and 1965 seasons. Halas retired from coaching on May 27, 1968, with a career record of 324-151-31. His win total was the best in NFL history until Don Shula broke the mark in 1993. Halas is a charter member of the Pro Football Hall of Fame.



**HALAS' BEARS RECORD**

- Longest run with opponent’s fumble: 98 yards, TD (11/4/23)

**NFL COACHING RECORD**

- Most World Champions: 6\* (1921, 1933, 1940, 1941, 1946, 1963)

**BEARS COACHING RECORDS**

- Most regular season wins: 318
- Most consecutive regular season victories: 17 (1933-34)
- Most consecutive wins (including post-season): 18 (1933-34)
- Most World Champions: 6 (1921, 1933, 1940, 1941, 1946, 1963)

\*Tied with Earl “Curly” Lambeau

**NAMING THE BEARS**

George Halas originally named the team the Decatur Staleys after A.E. Staley, a starch manufacturer and enthusiastic sports fan who sponsored a semi-pro team and commissioned Halas to organize the new squad.

One year later, trying to match the profitability of Chicago’s baseball franchises, Staley asked Halas if he would take the team off Staley’s hands and move it to Chicago for \$5,000, while keeping the name Staleys for another year. With the help of legendary baseball pioneers Bill Veeck, Sr. and William Wrigley, Halas soon acquired a lease to play at Wrigley Field then known as Cubs Park.

When Halas’ obligation to Staley terminated in 1922, he considered re-naming the team the Chicago Cubs out of respect for Veeck and Wrigley who, according to Halas in his biography, “had been such a great help.”

But, as Halas continued, “I noted football players are much bigger players than baseball players, so if baseball players are cubs, then football players must be bears!”

On January 28, 1922, the franchise was renamed the Chicago Bears.

In 1920 the team wore red, the color of the A.E. Staley company. The next year the team switched to navy blue and orange after those of Halas’ alma mater, the University of Illinois. Halas lettered in football, basketball and baseball for the Fighting Illini, and is honored as one of U of I’s most distinguished alumni in the Illini Union in Urbana-Champaign.

**GEORGE S. HALAS, JR.**

SEPTEMBER 4, 1925 – DECEMBER 16, 1979

George S. "Mugs" Halas was an integral part of the Bears before his untimely death in 1979. The son of pro football founder George S. Halas, Mugs spent 30 years in pro football. He joined the Bears' front office in 1950, was named treasurer in 1953, and became president of the club in 1963. He was also the first general manager in team history, serving in that capacity from 1963-74. In his first season as president, the Bears were NFL champions. Mugs was the second of just four presidents in the franchise history. He succeeded his father, George S. Halas, and was followed by Michael McCaskey and current president Ted Phillips. His numerous contributions on a league level included membership on the executive committee of the NFL Management Council.


Mugs learned football at a young age, serving as a ballboy while growing up. He earned a business degree from Loyola in 1949, before entering pro football on a full-time basis. Mugs is remembered for his love and devotion to the game.

**EDWARD W. MCCASKEY**

APRIL 27, 1919 – APRIL 8, 2003


Edward (Ed) W. McCaskey served as an executive with the Bears for 36 years, serving as Chairman Emeritus of the club from 1999 until his death in 2003. He was the team's second Chairman of the Board, succeeding team founder George Halas in 1983 following 17 years as the team's Vice President and Treasurer. McCaskey married Halas' only daughter, Virginia, in 1943 and joined the team at Halas' request in 1967.

McCaskey was a popular figure within the NFL and was referred to by many as the conscience of the League, as well as a sounding board for many of its leaders. He contributed to numerous charitable and civic organizations on behalf of the Bears and served as the guiding force behind the Brian Piccolo Fund.

**WALTER PAYTON**

JULY 25, 1954 – NOVEMBER 1, 1999

- Drafted 4th overall in 1975; Retired after the 1987 season
- Retired as NFL's all-time leader in rushing and combined net yards
- Held 16 NFL Records when he retired including the League's all-time leading rusher, which was surpassed by Emmitt Smith in 2002
- Voted to nine Pro Bowls (1977, 78, 79, 80, 81, 84, 85, 86, 87)
- Holds 27 Bears' Records (24 regular season/career, three postseason)
- Jersey #34 is retired; Elected to Hall of Fame, Jan. 30, 1993; Inducted July 31, 1993

**Payton's Pro Stats**

Year	Rush	Yds	Avg	Lg	TD	Rec	Yds	Avg	Lg	TD	G-GS
1975 Bears	196	679	3.5	54	7	33	213	6.5	40	0	13-7
1976 Bears	311	1,390	4.5	60	13	15	149	9.9	34	0	14-14
1977 Bears	339	1,852	5.5	73	14	27	269	10.0	75	2	14-14
1978 Bears	333	1,395	4.2	76	11	50	480	9.5	61	0	16-16
1979 Bears	369	1,610	4.4	43	14	31	313	10.1	65	2	16-16
1980 Bears	317	1,460	4.6	69	6	46	367	8.0	54	1	16-16
1981 Bears	339	1,222	3.6	39	6	41	379	9.2	30	2	16-16
1982 Bears	148	596	4.0	26	1	32	311	9.7	40	0	9-9
1983 Bears	314	1,421	4.5	49	6	53	607	11.5	74	2	16-16
1984 Bears	381	1,684	4.4	72	11	45	368	8.2	31	0	16-16
1985 Bears	324	1,551	4.8	40	9	49	483	9.9	65	2	16-16
1986 Bears	321	1,333	4.2	41	8	37	382	10.3	57	3	16-16
1987 Bears	146	533	3.7	17	4	33	217	6.6	16	1	12-12
<b>Career</b>	<b>3,838</b>	<b>16,726</b>	<b>4.4</b>	<b>76</b>	<b>110</b>	<b>492</b>	<b>4,538</b>	<b>9.2</b>	<b>75</b>	<b>15</b>	<b>190-184</b>

Other Career Stats: **Passing:** 11-34-331, 8 TDs, 5 int's. **Punting:** 1 for 39 yards (1975). **Kickoff Returns:** 17 for 539 yards (31.7 avg.).

**Playoffs**

Year	Rush	Yds	Avg	LG	TD	Rec	Yds	Avg	LG	TD	G-GS
1977 Bears	19	60	3.1	11	0	3	33	11.0	20	0	1-1
1979 Bears	16	67	4.2	12	2	3	52	17.3	31	0	1-1
1984 Bears	46	196	4.3	20	0	4	23	5.8	12	0	2-2
1985 Bears	67	186	2.8	12	0	8	52	6.5	19	0	3-3
1986 Bears	14	38	2.7	9	0	1	-2	-2.0	-2	0	1-1
1987 Bears	18	85	4.7	16	0	3	20	6.7	9	0	1-1
<b>Career</b>	<b>180</b>	<b>632</b>	<b>3.5</b>	<b>20</b>	<b>2</b>	<b>22</b>	<b>178</b>	<b>8.1</b>	<b>31</b>	<b>0</b>	<b>9-9</b>

Also: 3 kickoff returns for 57 yards in 1977.




On Feb. 5, 2011, Bears DE Richard Dent became the 27th Chicago Bear voted for enshrinement in the Hall of Fame, the most of any team. Since the Hall of Fame opened in Canton, Ohio on Sept. 7, 1963, 303 NFL players, coaches and personnel have been inducted.

**DOUG ATKINS****Defensive End****#81****Inducted: 1982****BEARS: 12 seasons (1955-66)****NFL: 17 seasons**


Three-time all-NFL (1960, 61, 62)... Eight-time Pro Bowler (1958-64; 66)... Named Outstanding Lineman in 1959 Pro Bowl... Cleveland's first-round pick in 1953 who came to Chicago in a 1955 trade with Browns... Joined Saints for final three seasons via 1967 trade... Conference track champion in the high-jump and scholarship basketball player at Tennessee.

**Atkins****GEORGE BLANDA****Quarterback-Kicker****#16, 22****Inducted: 1981****BEARS: 10 seasons (1949-58)****NFL: 26 seasons**


Concluded NFL career as all-time leader in seasons (26), games (340), points (2,002), PAT attempts (959), PATs (943), FG attempts (638), and interceptions (277)... Ranks fifth in club history with 541 points... Retired in 1959, but returned in 1960 to play seven seasons with Houston (1960-66) and nine with Oakland (1967-75)... Led Oilers to two AFL titles and was 1961 Player of the Year... Set then-NFL record with 68 pass attempts vs. Buf. (11/11/64)... Voted Male Athlete of the Year by AP in 1970... Finished 340-game career with 2,002 points, 4,007 attempts for 26,920 passing yards and 236 TDs... Retired one month shy of 49th birthday... Played at Kentucky.

**Blanda****DICK BUTKUS****Middle Linebacker****#51****Inducted: 1979****BEARS: 9 seasons (1965-73)****NFL: 9 seasons**


Third pick of 1965 draft... Beat out incumbent middle linebacker and future Hall of Famer Bill George... Denied Rookie of the Year honors when edged by teammate and fellow Hall of Fame enshrinee Gale Sayers... One of only six Bears to earn Pro Bowl honors each of their first three seasons in the League... Seven-time all-NFL... Bears all-time leader with 25 fumble recoveries (third in NFL history) and second with 47 turnovers (fumbles + interceptions)... Born and raised in Chicago; attended college at Illinois.

**Butkus****GEORGE CONNOR****Tackle-Linebacker****#71, 81****Inducted: 1975****BEARS: 8 seasons (1948-55)****NFL: 8 seasons**

First of the big, mobile outside linebackers... All-NFL five times - including 1951 and '52 on both offense and defense... Voted to first four Pro Bowls (1951-54)... Dramatic display in 1952 Pro Bowl when, late in the game with opposition deep in territory, he made a tackle-for-loss on first down, solo stop on second down, sacked QB on third down, and batted down fourth down pass in the endzone... Injuries forced retirement after 1955 season... All-America one year at Holy Cross and two seasons at Notre Dame.

**Connor****RICHARD DENT****Defensive End****#95****Inducted: 2011****BEARS: 12 seasons (1983-93; 95)****NFL: 15 seasons**


Selected by Chicago in eighth round (203rd player overall) of 1983 NFL Draft... Played in every game as a rookie... Became full-time starter early in 1984, beginning a 10-year period in which he recorded 10 or more sacks in eight of 10 seasons... Twice, once in 1984 and again in 1987, recorded 4.5 sacks in a game, both vs. the Raiders... At the time of his retirement ranked third in career sacks with 137.5... Led NFC with team-record 17.5 sacks in 1984... Followed up with an NFL-high 17 sacks in 1985 as an integral part of Bears dominating defense... MVP of Super Bowl XX, recording three tackles, 1.5 sacks, one pass defended and two forced fumbles in Chicago's 46-10 win over the Patriots... Named first- or second-team All-Pro four times, All-NFC five times and selected to play in four Pro Bowls (1985, 1986, 1991, 1994).

**Dent**

**Ditka**


**MIKE DITKA** **Tight End-Coach** **#89**  
**Inducted: 1988** **BEARS: 17 seasons (Player, 1961-66), (Coach, 1982-92)** **NFL: 20 seasons**

First tight end inducted to the Hall... Credited for changing the tight end from a "third tackle" to a receiving position... NFL Rookie of the Year in '61 with 56 receptions... Voted to Pro Bowl following five seasons... His 427 career catches were most in NFL history by a tight end until Kellen Winslow broke the mark in 1980... Assistant coach for Dallas before being named Bears head coach on January 20, 1982... Guided team to 112 wins, six NFC Central titles, three NFC Championship games, and the Bears only Super Bowl victory... Bears first-round pick (fifth overall) in 1961 from Pittsburgh.

**Driscoll**


**JOHN "PADDY" DRISCOLL** **Running Back** **#1, 20**  
**Inducted: 1965** **BEARS: 5 seasons (1920; 26-29)** **NFL: 10 seasons**

The NFL's first "franchise" player... Triple-threat athlete who excelled at running, punting, and drop-kicking for field goals... Played with Chicago Cardinals (1920-25)... Scored 27 points in 1923 game vs. Rochester (four TDs, three PATs)... His 50-yard field goal in 1925 was NFL record for several years... Born in Evanston, IL, and attended Northwestern.

**Finks**

**JIM FINKS** **General Manager** **NFL: 34 seasons**  
**Inducted: 1995** **BEARS: 9 seasons (1974-82)**

One of the architects of the great Bears teams of the '80's... Joined the team just two days before the start of the 1974 season and spent the season evaluating the team's talent, including players, coaches and front office personnel... Served as executive vice president and general manager with the Bears after breaking into the League as both cornerback and quarterback for the Steelers from 1949-55... Spent his first three seasons in the NFL in the defensive backfield, switching back to quarterback in 1952 and was selected to play in the Pro Bowl in 1953... Spent 10 seasons as GM at Minnesota (1964-73) and eight at New Orleans (1986-93).


**Fortmann**

**DANNY FORTMANN** **Guard** **#21**  
**Inducted: 1965** **BEARS: 8 seasons (1936-43)** **NFL: 8 seasons**

Ninth-round pick in NFL's first draft (1936)... As a rookie in 1936, at age 20, he was the league's youngest starter... Signal caller for linemen on offense and deadly tackler on defense... All-NFL from 1938-43... The Bears finished first five times, second twice, and third once during his eight years... Pursued medical studies at University of Chicago while playing with Bears... Played at Colgate.

**BILL GEORGE** **Guard-Linebacker** **#61, 72**  
**Inducted: 1974** **BEARS: 14 seasons (1952-65)** **NFL: 15 seasons**

Joined Bears in 1952 as "middle guard", but became league's first middle linebacker when he dropped off the line in 1954... All-NFL eight times in nine years... Voted to Pro Bowl eight straight seasons (1955-62)... Defensive signal caller final 10 seasons in Chicago... 18 career interceptions... His 14 seasons tie for second-most by a Bear player... Finished with Rams (1966)... Attended Wake Forest.

**George****CHAMPIONSHIP TEAM HALL OF FAMERS****(by Player/Coach)****Players**

Sid Luckman (4)	1940, '41, '43, '46	Joe Stydahar (3)	1940, '41, '46
George Musso (4)	1933, '40, '41, '43	Red Grange (2)	1932, '33
Bulldog Turner (4)	1940, '41, '43, '46	Bill Hewitt (2)	1932, '33
Danny Fortmann (3)	1940, '41, '43	Link Lyman (2)	1932, '33
George McAfee (3)	1940, '41, '46	George Trafton (2)	1921, '32
Bronko Nagurski (3)	1932, '33, '43	Doug Atkins (1)	1963



**HAROLD "RED" GRANGE** **Running Back-Def. Back** **#77**

**Inducted: 1963** **BEARS: 7 seasons (1925; 29-34)** **NFL: 9 seasons**

Joined Bears on Thanksgiving, 1925—just 10 days following final college game... Attracted crowds of 70,000 at the Polo Grounds and 75,000 in LA Coliseum during 1925 tour—16 games in two months to showcase the 'Galloping Ghost'... Left Bears for NY Yankees of AFL in 1926 which joined NFL the following season... Suffered knee injury vs. Bears in 1927, and missed entire '28 season... Rejoined Chicago in 1929, but was "ordinary" ball carrier... Developed into a good defensive back... All-NFL in 1931... Made TD-saving tackle in final seconds of 1933 Championship Game 23-21 win over NY Giants... Played college ball at Illinois... Born in Wheaton and also known as the "Wheaton Ice Man."




Grange

**GEORGE HALAS** **End-Coach-Owner** **#7**

**Inducted: 1963** **BEARS: 64 seasons (1920-83)** **NFL: 64 seasons**

(See bio on page 263.)




Halas

**DAN HAMPTON** **Defensive End/Tackle** **#99**

**Inducted: 2002** **BEARS: 12 seasons (1979-90)** **NFL: 12 seasons**

A first-round draft choice (fourth overall) by the Bears in the 1979 draft... Played for 12 seasons in Chicago and finished his career ranked third on the Bears all-time career sacks list with 82.0... "Danimal," as he was affectionately known by teammates and fans, played in 157 regular season games with 152 starts... Named to the NFL Team of the '80's by the Pro Football Hall of Fame Board of Selectors and was a Pro Bowl performer four times during that decade (1981, 1983, 1985 and 1986), twice as a defensive end and two times as a defensive tackle... Named Defensive MVP by Pro Football Weekly in 1982 and started the first 48 games of his career where he established himself as a dominant pass rusher, recording 25 sacks during his first three seasons in the league.



Hampton

**ED HEALEY** **Tackle** **#16**

**Inducted: 1964** **BEARS: 6 seasons (1922-27)** **NFL: 8 seasons**

Acquired by Halas from Rock Island Independents (1920-22) in exchange for gate receipts (\$100) from late-season game in 1922... Ran more than 30 yards in 1924 to tackle his own teammate who was running the wrong way with an interception... Caught running back George Wilson from behind after hurdling several teammates in 1926 exhibition game vs. LA All-Stars... Termed "the most versatile tackle of all-time" by Halas... First president of Bear alumni association (1937)... Graduated from Dartmouth.



Healey

**BILL HEWITT** **End** **#56**

**Inducted: 1971** **BEARS: 5 seasons (1932-36)** **NFL: 9 seasons**

One of the last helmetless players in the NFL... Four-time all-NFL (1933, '34, '36, '37) and first to do so with two teams... Designed play to win 1933 NFL Championship: jump pass from fullback to Hewitt who caught and lateraled to William Karr... Played for Eagles (1937-39), missed 1940-42 seasons before returning with Philadelphia-Pittsburgh (1943)... Career: 101 catches for 1,696 yards and 25 TDs.



Hewitt

**CHAMPIONSHIP TEAM HALL OF FAMERS**

(by Player/Coach)


<u>Players</u> (continued from previous page)			
Richard Dent (1)	1985	Walter Payton (1)	1985
Mike Ditka (1)	1963	Mike Singletary (1)	1985
Bill George (1)	1963		
George Halas (1)	1921	<u>Coaches</u>	
Stan Jones (1)	1963	George Halas (6)	1921, '33, '40, '41, '46, '63
Dan Hampton (1)	1985	Mike Ditka (1)	1985

**Jones**


**STAN JONES** **Tackle-Guard** **#78**  
**Inducted: 1991** **BEARS: 12 seasons (1954-65)** **NFL: 13 seasons**  
 Selected by Chicago in fifth round of 1953 draft... Started at tackle; switched to guard in 1954 and became seven-time Pro Bowler (1956-62)... Played offense and defense in 1962 but played solely defense in 1963—when the Bears won the NFL Championship... One of the first pro football players to concentrate on weightlifting... Missed just two games in his first 11 seasons... Traded to Redskins (1966) as a favor from Halas so he could finish his career near his Rockville, Maryland home... College Lineman of the Year for 1953 National Champion Maryland Terrapins.

**Luckman**

**SID LUCKMAN** **Quarterback** **#42**  
**Inducted: 1965** **BEARS: 12 seasons (1939-50)** **NFL: 12 seasons**  
 Second pick of 1939 draft... Ranks second on Bears all-time list for TDs (137) and yards (14,686); third in attempts (1,744) and fourth in completions (904)... Recorded the second-highest single-season QB rating (107.8 in 1943)... Led Bears T-formation attack which won four NFL Titles including the 73-0 blitzing of Washington in the 1940 Championship game... Five-time all-NFL and 1943 league MVP... Passed for record-tying seven TDs in 1943 game vs. Giants... Came out of Columbia University.

**Lyman**

**ROY "LINK" LYMAN** **Tackle** **#2, 11, 12, 14, 77**  
**Inducted: 1964** **BEARS: 7 seasons (1926-28, 30-31, 33-34)** **NFL: 11 seasons**  
 Pioneered stunting, slanting, and shifting-style defense... Began pro career with Canton (1922-23), winning two championships; moved to Cleveland where he again won a championship... Joined Frankford (1925) before finishing with Bears... Left Bears for 1929 season to play semi-pro ball and in 1932 to settle business problems... In his final two seasons Chicago won the NFL Championship (1933) and division (1934)... No high school ball (school had seven boys), but played at Nebraska.

**McAfee**

**GEORGE McAFEE** **Running Back-Def. Back** **#5, 33**  
**Inducted: 1966** **BEARS: 8 seasons (1940-41; 45-50)** **NFL: 8 seasons**  
 Eagles first-round choice in 1940 (second overall)... Immediately traded to Bears for four players... Career average 12.78 yards on 112 punt returns is still NFL record... Returned a kickoff 93 yards for TD in first pro game... Went into the Navy for WWII; returned in 1945... 25 career interceptions... All-American at Duke.

**Musso**

**GEORGE MUSSO** **Tackle-Guard-Def. Tackle** **#16**  
**Inducted: 1982** **BEARS: 12 seasons (1933-44)** **NFL: 12 seasons**  
 Signed by Halas for just \$90/game plus \$5 in expenses... Elected team captain in fourth season and kept the title remainder of career... First player to win all-NFL at two positions: tackle in 1935 and guard in 1937... Played on four Bears championship teams... College ball at Millikin.

**CHAMPIONSHIP TEAM HALL OF FAMERS****(by Year)****1921 Team (2)**

George Halas, George Trafton

**1932 Team (5)**

Red Grange, Bill Hewitt, Link Lyman, Bronko Nagurski, George Trafton

**1933 Team (5)**

Red Grange, Bill Hewitt, Link Lyman, George Musso, Bronko Nagurski

**1940 Team (6)**

Danny Fortmann, Sid Luckman, George McAfee, George Musso, Joe Stydahar, Bulldog Turner

**1941 Team (6)**

Danny Fortmann, Sid Luckman, George McAfee, George Musso, Joe Stydahar, Bulldog Turner




**BRONKO NAGURSKI** **Fullback-Tackle** **#3, 16**
**Inducted: 1963** **BEARS: 9 seasons (1930-37; 43)** **NFL: 9 seasons**

Powerful, punishing runner who was also a threat to pass... Retired after eight seasons (1937) for a more profitable wrestling career... Returned in 1943 when Bears were short of players (due to World War II)... Played mostly at tackle, but scored TD to put Bears ahead to stay in 1943 Championship game... 12th in Bears career rushing... High school teams were winless... All-American at Minnesota.




Nagurski

**WALTER PAYTON** **Running Back** **#34**
**Inducted: 1993** **BEARS: 13 seasons (1975-87)** **NFL: 13 seasons**

(Payton's stats and bio on page 264.)

**GALE SAYERS** **Running Back** **#40**
**Inducted: 1977** **BEARS: 7 seasons (1965-71)** **NFL: 7 seasons**


Fourth pick of 1965 draft... Career: 991-4,956-39 rushing; 112-1,307-9 receiving; 91-2,781-6 kick-off returns; 28-391-2 punt returns... Had 77-yard PR, 93-yard KOR and 25-yard TD pass in first pre-season game... Amassed 2,272 net yards and a rookie-record 22 TDs including record-tying six TDs vs. SF in inaugural season... Picked Rookie of the Year over Dick Butkus... Voted to five Pro Bowls (1966-70) and was Offensive MVP of three... Suffered right knee injury in 1968, but bounced back for second 1,000-yard season... Left knee injury in 1970 ended career... Led NFL in rushing in '66 and '69... 20 100-yard rushing games... Fifth on Bears all-time rushing list... Averaged 5.0 yards per carry in career... Set 23 club records and seven NFL marks... Youngest player ever elected to the Hall (34 years old) and his effective playing time is also the shortest of any Hall of Famer... Star back at Kansas... Known as the "Kansas Comet."



Payton

**MIKE SINGLETARY** **Linebacker** **#50**
**Inducted: 1998** **BEARS: 12 seasons (1981-92)** **NFL: 12 seasons**


Second round pick in 1981 draft (38th overall) after two-time consensus all-American career at Baylor... All-rookie honors from Pro Football Writers Assoc., UPI, Pro Football Weekly, and Football Digest... Selected to 10 straight Pro Bowls (1983-92), most ever by a Bear... Most starts by a defensive player in Bears history (172)... Named to NFL Team of the Eighties by NFL Hall of Fame Board of Selectors... AP Defensive Player of the Year in 1985 and '88... 1990 NFL Man of the Year for playing excellence and off-the-field community contributions... Defensive captain from 1983-1992... Finished as the team's first or second leading tackler in final 11 seasons... Missed just two games in 12 seasons (both in '86)... Finished career with 1,488 tackles, 19 sacks, seven interceptions... Wife, Kim, presented Mike at his induction.



Sayers

**JOE STYDAHAR** **Tackle** **#13, 18**
**Inducted: 1967** **BEARS: 9 seasons (1936-42; 45-46)** **NFL: 9 seasons**

First player ever drafted by Bears, sixth overall pick in the 1936 draft... All-NFL left tackle (1937-40)... Left for World War II (1943-44), but returned to lead Chicago to 1946 Championship... Star player at West Virginia.



Singletary

**CHAMPIONSHIP TEAM HALL OF FAMERS**

(by Year)

**1943 Team (5)**

Danny Fortmann, Sid Luckman, George Musso, Bronko Nagurski, Bulldog Turner

**1946 Team (4)**

Sid Luckman, George McAfee, Joe Stydahar, Bulldog Turner

**1963 Team (4)**

Doug Atkins, Mike Ditka, Bill George, Stan Jones

**1985 Team (4)**

Richard Dent, Dan Hampton, Walter Payton, Mike Singletary



Stydahar

**Trafton****GEORGE TRAFTON****Center****#13****Inducted: 1964****BEARS: 13 seasons (1920-32)****NFL: 13 seasons**

All-NFL center (unofficially) in eight of 13 seasons... Strong, tough, mean player - put four Rock Island players out of action in first 12 plays of a 1920 game... Notre Dame career was cut short when Knute Rockne caught him playing semi-pro ball.

**CLYDE "BULLDOG" TURNER****Center-Linebacker****#66****Inducted: 1966****BEARS: 13 seasons (1940-52)****NFL: 13 seasons**

First-round draft pick in 1940... Flawless snapper and excellent blocker who was all-NFL six times... Could also play guard or tackle... Led league in 1942 with eight interceptions at line-backer... Played running back in emergency situations, scored 48-yard TD in 1944... Had 96-yard interception return for TD in 1947... Played college ball for Hardin-Simmons.

**Turner**

**In addition to the 27 Bears Hall of Famers, six other inductees spent part of their careers with the Bears:**

Player	Position	With Bears	Other teams
Jim Conzelman	Quarterback	1920	Rock Island Independents, Milwaukee Badgers, Detroit Panthers, Providence Steam Roller
Guy Chamberlin	End	1920-21	Canton Bulldogs, Cleveland Bulldogs, Frankford Yellow Jackets, Chicago Cardinals
Walt Kiesling	Guard	1934	Duluth Eskimos, Pottsville Maroons, Chicago Cardinals, Green Bay Packers, Pittsburgh Pirates
Bobby Layne	Quarterback	1948	NY Bulldogs, Detroit Lions, Pittsburgh Steelers
Orlando Pace	Tackle	2009	St. Louis Rams
Alan Page	Defensive Tackle	1978-81	Minnesota Vikings

**PRO FOOTBALL HALL OF FAMERS BY FRANCHISE**

Hall of Famers are listed under all clubs on which they played. PRIMARY refers to the team or teams on which the Hall of Famer made his primary contribution to professional football. MINOR refers to Hall of Famer who spent only a minor portion of their career with a team.

TEAM	PRIMARY	MINOR	TEAM	PRIMARY	MINOR
Chicago Bears	27	6	Buffalo Bills	10	1
Green Bay Packers	24	5	Miami Dolphins	10	3
Pittsburgh Steelers	21	7	Philadelphia Eagles	9	11
New York Giants	20	11	Los Angeles Chargers	9	4
Washington Redskins	19	14	Tennessee Titans	8	5
Los Angeles Rams	18	12	New York Jets	5	7
Oakland Raiders	16	9	Denver Broncos	5	2
Cleveland Browns	16	5	Seattle Seahawks	4	5
San Francisco 49ers	15	10	New Orleans Saints	4	5
Dallas Cowboys	15	7	New England Patriots	4	3
Detroit Lions	15	6	Tampa Bay Buccaneers	3	5
Minnesota Vikings	13	7	Atlanta Falcons	2	5
Indianapolis Colts	13	4	Baltimore Ravens	1	3
Arizona Cardinals	12	7	Cincinnati Bengals	1	1
Kansas City Chiefs	11	8	Carolina Panthers	0	3



(since 1971 when Bears moved to Soldier Field)

Capacity	Sold	Actual	Average	Road	Capacity	Sold	Actual	Average	Road
1971	55,049	N/A	385,343 (7)	55,049	396,183 (7)				
1972	55,701	N/A	389,907 (7)	55,701	406,556 (7)				
1973	55,701	N/A	389,907 (7)	55,701	395,192 (7)				
1974	55,753	N/A	389,117 (7)	55,588	372,530 (7)				
1975	57,455	387,312	323,868 (7)	46,266	392,929 (7)				
1976	57,359	401,123	351,812 (7)	50,258	438,338 (7)				
1977	57,359	401,513	336,500 (7)	48,071	409,377 (7)				
1978	57,359	458,872	385,976 (8)	48,247	455,542 (8)				
1979	57,979	463,832	416,168 (8)	52,021	477,321 (8)				
1980	64,154	513,232	464,897 (8)	58,112	486,954 (8)				
1981	64,410	515,280	436,563 (8)	54,570	453,575 (8)				
1982	65,793	249,354	183,626 (4)	45,107	293,501 (5)				
1983	65,793	545,897	418,771 (8)	52,346	409,867 (8)				
1984	65,793	516,347	462,159 (8)	57,769	444,496 (8)				
1985	65,793	526,344	486,212 (8)	60,776	517,146 (8)				
1986	66,030	528,240	495,484 (8)	61,935	478,025 (8)				
1987	66,030	528,240	459,192 (8)	57,399	407,783 (7)				
1988	66,946	535,568	494,093 (8)	61,761	489,476 (8)				
1989	66,946	535,568	489,976 (8)	61,247	506,193 (8)				
1990	66,946	535,568	481,018 (8)	60,127	534,440 (8)				
1991	66,946	535,568	491,778 (8)	61,472	531,835 (8)				
1992	66,950	535,600	478,507 (8)	59,813	529,769 (8)				
1993	66,950	535,600	465,832 (8)	58,229	486,675 (8)				
1994	66,944	535,552	468,015 (8)	58,502	520,294 (8)				
1995	66,944	535,552	476,587 (8)	59,573	510,327 (8)				
1996	66,944	535,552	456,348 (8)	57,044	490,590 (8)				
1997	66,944	535,552	421,900 (8)	52,738	536,184 (8)				
1998	66,944	535,552	429,607 (8)	53,701	462,012 (8)				
1999	66,944	535,552	443,713 (8)	55,464	517,237 (8)				
2000	66,944	535,552	435,259 (8)	54,407	545,132 (8)				
2001	66,944	535,552	482,878 (8)	60,360	525,068 (8)				
2002*	52,057	494,847	426,285 (8)	53,286	542,061 (8)				
2003	61,500	492,304	444,340 (8)	55,543	546,662 (8)				
2004	61,500	495,706	442,272 (8)	55,284	541,641 (8)				
2005	61,500	496,965	496,965 (8)	62,121	518,191 (8)				
2006	61,500	497,786	497,786 (8)	62,223	550,577 (8)				
2007	61,500	497,267	463,133 (8)	57,892	544,335 (8)				
2008	61,500	496,276	461,232 (8)	57,654	532,130 (8)				
2009	61,500	498,000	467,936 (8)	58,492	533,114 (8)				
2010	61,500	497,561	474,974 (8)	59,372	525,302 (8)				
2011	61,500	497,166	469,935 (8)	58,742	567,177 (8)				
2012	61,500	498,633	480,504 (8)	60,063	557,829 (8)				
2013	61,500	498,864	472,931 (8)	59,116	558,211 (8)				
2014	61,500	494,218	449,869 (8)	56,234	556,417 (8)				
2015	61,500	496,287	452,974 (8)	56,622	523,778 (8)				
2016	61,500	482,951	403,799 (8)	60,368	577,656 (8)				

\* Home games played at Memorial Stadium in Champaign, Ill. Capacity listed is NFL designated Chicago blackout number.  
( ) Number in parentheses is number of games played.

Soldier Field			Ten largest crowds to watch the Bears			Road		
Attendance	Opponent	Date	Attendance	Opponent	Date	Attendance	Opponent	Date
66,900	vs. NY Giants	9/5/1993	100,470	at LA Rams	11/2/1958	100,470	at LA Rams	11/2/1958
66,625**	vs. Philadelphia	10/2/1989	90,554	at Dallas	9/25/2016	90,554	at Dallas	9/25/2016
66,475	vs. Minnesota	9/17/1989	90,138	at Washington	9/11/2005	90,138	at Washington	9/11/2005
65,704**	vs. NY Giants	9/14/1987	85,166	at Dallas	9/19/2010	85,166	at Dallas	9/19/2010
65,534*	vs. Philadelphia	12/31/1988	83,501*	at LA Rams	12/17/1950	83,501*	at LA Rams	12/17/1950
65,506	vs. LA Rams	10/29/1989	83,147	at Washington	10/20/2013	83,147	at Washington	10/20/2013
65,420	vs. Minnesota	9/23/1990	83,224**	at Cleveland	11/3/1980	83,224**	at Cleveland	11/3/1980
65,293**	vs. San Francisco	10/24/1988	82,213	at Washington	12/6/2007	82,213	at Washington	12/6/2007
65,255**	vs. NY Jets	9/23/1991	80,638	at Detroit	11/21/1976	80,638	at Detroit	11/21/1976
65,141*	vs. Washington	1/3/1987	80,456	at LA Rams	11/3/1957	80,456	at LA Rams	11/3/1957

Five smallest crowds to watch the Bears

Attendance	Opponent	Date	Attendance	Opponent	Date
29,157	vs. Green Bay	12/16/1973	2,500^	vs. Dallas Texans	11/27/1952
32,113†	vs. Minnesota	10/11/1987	4,074†	at Philadelphia	10/4/1987
33,557	vs. Green Bay	12/11/1977	32,637E	at New Orleans	11/6/2005
34,306	vs. Green Bay	12/10/1978	34,350	at Baltimore	9/25/1983
35,052	vs. St. Louis	12/14/1975	36,816	at Tampa Bay	11/20/1983

\* playoff game; \*\* Monday Night Football; ^ at Akron, Ohio; † strike game; E at Baton Rouge, La.

NOTES:

- Last non-sellout: September 9, 1984 vs. Denver (4,432 unsold).
- Heading into 2017, the Bears have 276 straight sellouts (262 regular season, 14 playoffs).
- The Bears vs. All-Stars game on August 22, 1947 drew a crowd of 105,840 at Soldier Field, which was the largest crowd ever to watch any NFL game until August 15, 1994, when the Cowboys-Oilers pre-season game drew 112,376 at Azteca Stadium in Mexico City.



## ANNUAL SCORING LEADERS

Year	Player	TD	PAT	FG	Pts
2016	Barth, Connor	0	31	18	85
2015	Gould, Robbie	0	28	33	127
2014	Forté, Matt	10	2	0	64
2013	Gould, Robbie	0	45	26	123
2012	Gould, Robbie	0	33	21	96
2011	Gould, Robbie	0	37	28	121
2010	Gould, Robbie	0	35	25	110
2009	Gould, Robbie	0	33	24	105
2008	Gould, Robbie	0	41	26	119
2007	Gould, Robbie	0	33	31	126
2006	Gould, Robbie	0	47	32	143
2005	Gould, Robbie	0	19	21	82
2004	Edinger, Paul	0	22	15	67
2003	Edinger, Paul	0	27	26	105
2002	Edinger, Paul	0	29	22	95
2001	Edinger, Paul	0	34	26	112
2000	Edinger, Paul	0	21	21	84
1999	Robinson, Marcus	9	0	0	54
1998	Jaeger, Jeff	0	27	21	90
1997	Jaeger, Jeff	0	20	21	83
1996	Jaeger, Jeff	0	23	19	80
1995	Butler, Kevin	0	45	23	114
1994	Butler, Kevin	0	24	21	87
1993	Butler, Kevin	0	21	27	102
1992	Butler, Kevin	0	34	19	91
1991	Butler, Kevin	0	32	19	89
1990	Butler, Kevin	0	36	26	114
1989	Anderson, Neal	15	0	0	90
1988	Butler, Kevin	0	37	15	82
1987	Butler, Kevin	0	28	19	85
1986	Butler, Kevin	0	36	28	120
1985*	Butler, Kevin	0	51	31	144
1984	Thomas, Bob	0	35	22	101
1983	Thomas, Bob	0	35	14	77
1982	Moorehead, Emery	5	0	0	30
1981	Roveto, John	0	19	10	49
1980	Thomas, Bob	0	35	13	74
1979	Payton, Walter	16	0	0	96
1978	Thomas, Bob	0	26	17	77
1977	Payton, Walter	16	0	0	96
1976	Payton, Walter	13	0	0	78
1975	Thomas, Bob	0	18	13	57
1974	Roder, Mirro	0	18	13	57
1973	Roder, Mirro	0	11	8	35
1972	Percival, Mac	0	26	12	62
1971	Percival, Mac	0	18	15	63
1970	Percival, Mac	0	28	20	88
1969	Percival, Mac	0	26	8	50

Year	Player	TD	PAT	FG	Pts
1968	Percival, Mac	0	25	25	100
1967	Sayers, Gale	12	0	0	72
1966	Leclerc, Roger	0	24	18	78
1965*	Sayers, Gale	22	0	0	132
1964	Morris, Johnny	10	0	0	60
1963	Ditka, Mike	8	0	0	48
1962	Leclerc, Roger	0	36	13	75
1961	Ditka, Mike	12	0	0	72
1960	Aveni, John	0	23	7	44
1959	Casares, Rick	12	0	0	72
1958	Gallimore, Willie	12	0	0	72
1957	Blanda, George	1	23	14	71
1956	Casares, Rick	14	0	0	84
1955	Blanda, George	2	37	11	82
1954	Hill, Harlon	12	0	0	72
1953	Blanda, George	0	27	7	48
1952	Blanda, George	1	30	6	54
1951	Lujack, Johnny	7	10	0	52
1950	Lujack, Johnny	11	34	3	109
1949	Lujack, Johnny	2	42	1	57
1948	Lujack, Johnny	1	44	0	50
1947	Kavanaugh, Ken	13	0	0	78
1946	Gallarneau, Hugh	8	0	0	48
1945	Kavanaugh, Ken	6	0	0	36
1944	McLean, Ray	7	0	0	42
1943	Clark, Harry	10	0	0	60
1942	McLean, Ray	9	0	0	54
1941	McAfee, George	12	0	0	72
1940	McLean, Ray	4	1	0	25
1939	Manders, Jack	4	17	3	50
1938	Manders, Jack	3	10	3	37
1937*	Manders, Jack	5	15	8	69
1936	Manders, Jack	4	17	7	62
1935	Karr, William	6	0	0	36
1934*	Manders, Jack	3	31	10	79
1933	Manders, Jack	0	15	6	33

\*Led NFL



## ANNUAL RUSHING LEADERS

Year	Player	Yards	Att	TD	Year	Player	Yards	Att	TD
2016	Howard, Jordan	1,313	252	6	1967	Sayers, Gale	880	186	7
2015	Forté, Matt	898	218	4	1966*	Sayers, Gale	1,231	229	8
2014	Forté, Matt	1,038	266	6	1965	Sayers, Gale	867	166	14
2013	Forté, Matt	1,339	289	9	1964	Arnett, Jon	400	119	1
2012	Forté, Matt	1,094	248	5	1963	Marconi, Joe	446	118	2
2011	Forté, Matt	997	203	3	1962	Marconi, Joe	406	89	5
2010	Forté, Matt	1,069	237	6	1961	Galimore, Willie	707	153	4
2009	Forté, Matt	929	258	4	1960	Casares, Rick	566	160	5
2008	Forté, Matt	1,238	316	8	1959	Casares, Rick	699	177	10
2007	Benson, Cedric	674	196	4	1958	Casares, Rick	651	176	2
2006	Jones, Thomas	1,210	296	6	1957	Casares, Rick	700	204	6
2005	Jones, Thomas	1,335	314	9	1956*	Casares, Rick	1,126	234	12
2004	Jones, Thomas	948	240	7	1955	Casares, Rick	672	125	4
2003	Thomas, Anthony	1,024	244	6	1954	Jagade, Chick	498	157	3
2002	Thomas, Anthony	721	214	6	1953	Morrison, Fred	307	95	2
2001	Thomas, Anthony	1,183	278	7	1952	Morrison, Fred	367	95	3
2000	Allen, James	1,120	290	2	1951	Dottley, John	670	127	3
1999	Enis, Curtis	916	287	3	1950	Gulyanics, George	571	146	2
1998	Bennett, Edgar	611	173	2	1949	Gulyanics, George	452	102	5
1997	Harris, Raymont	1,033	275	10	1948	Gulyanics, George	439	119	4
1996	Harris, Raymont	748	194	4	1947	Osmanski, Joe	328	64	1
1995	Salaam, Rashaan	1,074	296	10	1946	Callarneau, Hugh	476	112	6
1994	Tillman, Lewis	899	275	7	1945	Margarita, Bob	497	112	3
1993	Anderson, Neal	646	202	4	1944	Margarita, Bob	463	88	4
1992	Anderson, Neal	582	156	5	1943	Clark, Harry	556	120	3
1991	Anderson, Neal	747	210	6	1942	Famiglietti, Gary	503	118	8
1990	Anderson, Neal	1,078	260	10	1941	McAfee, George	474	65	6
1989	Anderson, Neal	1,275	274	11	1940	Nolting, Ray	373	78	1
1988	Anderson, Neal	1,106	249	12	1939*	Osmanski, Bill	699	121	7
1987	Anderson, Neal	586	129	3	1938	Nolting, Ray	297	63	2
1986	Payton, Walter	1,333	321	8		Francis, Sam	297	85	3
1985	Payton, Walter	1,551	324	9	1937	Nolting, Ray	424	106	2
1984	Payton, Walter	1,684	381	11	1936	Nagurski, Bronko	529	122	3
1983	Payton, Walter	1,421	314	6	1935	Ronzani, Gene	356	79	2
1982	Payton, Walter	596	148	1	1934*	Feathers, Beattie	1,004	119	8
1981	Payton, Walter	1,222	339	6	1933	Nagurski, Bronko	533	128	1
1980	Payton, Walter	1,460	317	6					
1979	Payton, Walter	1,610	369	14					
1978	Payton, Walter	1,395	333	11					
1977*	Payton, Walter	1,852	339	14					
1976	Payton, Walter	1,390	311	13					
1975	Payton, Walter	679	196	7					
1974	Grandberry, Ken	475	144	2					
1973	Garrett, Carl	655	175	5					
1972	Douglass, Bobby	968	141	8					
1971	Shy, Don	420	116	2					
1970	Montgomery, Ross	229	62	0					
1969*	Sayers, Gale	1,032	236	8					
1968	Sayers, Gale	856	138	2					

\*Led NFL



## ANNUAL PASSING LEADERS

Year	Player	Att	Cmp	Yards	TD	Int	Rating
2016	Barkley, Matt	216	129	1,611	8	14	68.3
2015	Cutler, Jay	483	311	3,659	21	11	92.3
2014	Cutler, Jay	561	370	3,812	28	18	88.6
2013	Cutler, Jay	355	224	2,621	19	12	89.2
2012	Cutler, Jay	434	255	3,033	19	14	81.3
2011	Cutler, Jay	314	182	2,319	13	7	85.7
2010	Cutler, Jay	432	261	3,274	23	16	86.3
2009	Cutler, Jay	555	336	3,666	27	26	76.8
2008	Orton, Kyle	465	272	2,972	18	12	79.6
2007	Griese, Brian	262	161	1,803	10	12	75.6
2006	Grossman, Rex	480	262	3,193	23	20	73.9
2005	Orton, Kyle	368	190	1,869	9	13	59.7
2004	Hutchinson, Chad	161	92	903	4	3	73.6
2003	Stewart, Kordell	251	126	1,418	7	12	56.8
2002	Miller, Jim	314	180	1,944	13	9	77.5
2001	Miller, Jim	395	228	2,299	13	10	74.9
2000	McNown, Cade	280	154	1,646	8	9	68.5
1999	Matthews, Shane	275	167	1,645	10	6	80.6
1998	Kramer, Erik	250	151	1,823	9	7	83.1
1997	Kramer, Erik	477	275	3,011	14	14	74.0
1996	Krieg, Dave	377	226	2,278	14	12	76.3
1995	Kramer, Erik	522	315	3,838	29	10	93.5
1994	Walsh, Steve	343	208	2,078	10	8	77.9
1993	Harbaugh, Jim	325	200	2,002	7	11	72.1
1992	Harbaugh, Jim	358	202	2,486	13	12	76.2
1991	Harbaugh, Jim	478	275	3,121	15	16	73.7
1990	Harbaugh, Jim	312	180	2,178	10	6	81.9
1989	Tomczak, Mike	306	156	2,058	16	16	68.2
1988	McMahon, Jim	192	114	1,346	6	7	76.0
1987	McMahon, Jim	210	125	1,639	12	8	87.4
1986	McMahon, Jim	150	77	995	5	8	61.4
1985	McMahon, Jim	313	178	2,392	18	11	82.8
1984	McMahon, Jim	143	85	1,146	8	2	97.8
1983	McMahon, Jim	295	175	2,184	12	13	77.7
1982	McMahon, Jim	210	120	1,501	9	7	80.1
1981	Evans, Vince	436	195	2,354	11	20	51.0
1980	Evans, Vince	278	148	2,039	11	16	66.1
1979	Phipps, Mike	255	134	1,535	9	8	69.7
1978	Avellini, Bob	264	141	1,718	5	16	54.6
1977	Avellini, Bob	293	154	2,004	11	18	61.7
1976	Avellini, Bob	271	118	1,580	8	15	49.7
1975	Huff, Gary	205	114	1,083	3	9	57.1
1974	Huff, Gary	283	142	1,663	6	17	50.4
1973	Douglass, Bobby	174	81	1,057	5	7	59.2
1972	Douglass, Bobby	198	75	1,246	9	12	49.5
1971	Douglass, Bobby	225	91	1,164	7	15	38.7
1970	Concannon, Jack	385	194	2,130	16	18	61.6
1969	Concannon, Jack	160	87	1,783	4	8	31.3
1968	Concannon, Jack	143	71	715	5	9	49.8
1967	Concannon, Jack	186	92	1,260	6	14	51.0
1966	Bukich, Rudy	309	147	1,858	10	21	49.1



Year	Player	Att	Cmp	Yards	TD	Int	Rating
1965*	Bukich, Rudy	312	176	2,641	20	9	93.6
1964	Bukich, Rudy	160	99	1,099	12	7	89.0
1963	Wade, Bill	356	192	2,301	15	12	73.8
1962	Wade, Bill	412	225	3,172	18	24	70.2
1961	Wade, Bill	250	139	2,258	22	13	93.7
1960	Brown, Ed	149	59	1,079	7	11	50.1
1959	Brown, Ed	247	125	1,881	13	10	77.0
1958	Brown, Ed	218	102	1,418	10	17	51.0
1957	Brown, Ed	185	84	1,321	6	16	44.5
1956*	Brown, Ed	168	96	1,667	11	12	83.1
1955	Brown, Ed	164	85	1,307	9	10	71.4
1954	Bratkowski, Zeke	130	67	1,087	8	17	60.9
1953	Blanda, George	362	169	2,164	14	24	51.3
1952	Romanik, Steve	126	49	772	4	11	34.5
1951	Lujack, Johnny	176	85	1,295	3	8	59.9
1950	Lujack, Johnny	254	121	1,731	4	21	40.9
1949	Lujack, Johnny	312	162	2,658	23	22	75.9
1948	Luckman, Sid	163	89	1,047	13	14	65.2
1947	Luckman, Sid	323	176	2,712	24	31	67.6
1946*	Luckman, Sid	229	110	1,826	17	16	70.8
1945†	Luckman, Sid	217	117	1,725	14	10	82.6
1944	Luckman, Sid	143	71	1,018	11	11	66.8
1943*	Luckman, Sid	202	110	2,194	28	12	107.8
1942	Luckman, Sid	105	57	1,023	10	13	80.0
1941*	Luckman, Sid	119	68	1,181	9	6	95.5
1940	Luckman, Sid	105	48	941	4	9	60.7
1939	Masterson, Bernie	113	44	914	5	9	49.6
1938	Masterson, Bernie	112	46	848	7	9	55.6
1937	Masterson, Bernie	72	26	615	6	7	55.8
1936	Molesworth, Keith	31	15	188	4	4	67.7
1935	Masterson, Bernie	44	18	456	5	4	79.4
1934	Ronzani, Gene	32	15	150	3	0	91.9
1933	Molesworth, Keith	50	19	433	3	4	56.5

\*Led NFL; †Tied for NFL lead.

## HIGHEST QUARTERBACK RATINGS

	Season	Att	Cmp	Yards	Pct	Y/Att	TD	TD%	Int	Int%	Rate	
1.	Josh McCown	2013	224	149	1,892	66.5	8.17	13	5.8	1	0.4	109.0
2.	Sid Luckman	1943	202	110	2,194	54.5	10.86	28	13.9	12	5.9	107.8
3.	Brian Hoyer	2016	200	134	1,445	67.0	7.2	6	3.0	0	0.0	98.0
4.	Jim McMahon	1984	143	85	1,146	59.4	8.01	8	5.6	2	1.4	97.8
5.	Sid Luckman	1941	119	68	1,181	57.1	9.92	9	7.6	6	5.0	95.5
6.	Bill Wade	1961	250	139	2,258	55.6	9.03	22	8.8	13	5.2	93.7
7.	Rudy Bukich	1965	312	176	2,641	56.4	8.46	20	6.4	9	2.9	93.6
8.	Erik Kramer	1995	522	315	3,838	60.3	7.35	29	5.6	10	1.9	93.5
9.	Jay Cutler	2015	483	311	3,659	64.4	7.58	21	4.3	11	2.3	92.3
10.	Jay Cutler	2013	355	224	2,621	63.1	7.38	19	5.4	12	3.4	89.2
11.	Rudy Bukich	1964	160	99	1,099	61.9	6.87	12	7.5	7	4.4	89.0
12.	Jay Cutler	2014	561	370	3,812	66.0	6.80	28	5.0	18	3.2	88.6
13.	Jim McMahon	1987	210	125	1,639	59.5	7.80	12	5.7	8	3.8	87.4
14.	Jay Cutler	2010	432	261	3,274	60.4	7.58	23	5.3	16	3.7	86.3
15.	Jay Cutler	2011	314	182	2,319	58.0	7.39	13	4.1	7	2.2	85.7



# STARTING QUARTERBACK RECORDS

1961-2016 (Regular Season only)

	1961	1962	1963	1964	1965	1966	1967	1968	1969	1970	1971	Total
Bill Wade	8-6	9-5	11-1-2	2-8	0-2	0-0						30-22-2
Rudy Bukich		0-0	0-0	3-1	9-3	5-7-2	0-0	0-0				17-11-2
Larry Rakestraw				0-0	0-0	0-0	0-2	0-2				0-4
Jack Concannon							7-4-1	3-4	0-5	5-8	2-1	17-22-1
Virgil Carter								4-1	0-2			4-3
Bobby Douglass									1-6	1-0	3-4	continued
Kent Nix										0-0	1-3	1-3
<b>Season Totals</b>	<b>8-6</b>	<b>9-5</b>	<b>11-1-2</b>	<b>5-9</b>	<b>9-5</b>	<b>5-7-2</b>	<b>7-6-1</b>	<b>7-7</b>	<b>1-13</b>	<b>6-8</b>	<b>6-8</b>	

	1972	1973	1974	1975	1976	1977	1978	1979	1980	1981	1982	Total
Bobby Douglass	4-9-1	3-9	1-2	0-1								13-31-1
Gary Huff		0-2	3-8	2-7	0-0							5-17
Bob Avellini				2-2	7-7	9-5	4-8	1-2	0-0	0-0	0-2	continued
Mike Phipps						0-0	3-1	9-1	2-4			14-6
Vince Evans						0-0	0-0	0-3	5-5	6-10	0-0	continued
Jim McMahon											3-4	continued
<b>Season Totals</b>	<b>4-9-1</b>	<b>3-11</b>	<b>4-10</b>	<b>4-10</b>	<b>7-7</b>	<b>9-5</b>	<b>7-9</b>	<b>10-6</b>	<b>7-9</b>	<b>6-10</b>	<b>3-6</b>	

	1983	1984	1985	1986	1987	1988	1989	1990	1991	1992	1993	Total
Bob Avellini	0-0	0-1										23-24
Vince Evans	1-2											12-20
Jim McMahon	7-6	7-2	11-0	6-0	5-1	7-2						46-15
Steve Fuller		2-2	4-1	0-2								6-5
Rusty Lisch		0-1										0-1
Greg Landry		1-0										1-0
Mike Tomczak			0-0	7-0	4-2	4-1	5-6	1-1				21-10
Doug Flutie				1-0								1-0
Mike Hohensee					2-0							2-0
Steve Bradley					0-1							0-1
Jim Harbaugh					0-0	1-1	1-4	10-4	11-5	5-8	7-8	35-30
Peter Tom Willis								0-0	0-0	0-2	0-1	0-3
Will Furrer										0-1		0-1
Shane Matthews											0-0	continued
<b>Season Totals</b>	<b>8-8</b>	<b>10-6</b>	<b>15-1</b>	<b>14-2</b>	<b>11-4</b>	<b>12-4</b>	<b>6-10</b>	<b>11-5</b>	<b>11-5</b>	<b>5-11</b>	<b>7-9</b>	

HISTORY



# STARTING QUARTERBACK RECORDS



	1994	1995	1996	1997	1998	1999	2000	2001	2002	2003	2004	Total
Erik Kramer	1-4	9-7	1-3	4-9	3-5							18-28
Steve Walsh	8-3	0-0										8-3
Dave Krieg			6-6									6-6
Rick Mirer				0-3								0-3
Steve Stenstrom		0-0	0-0	0-0	1-6							1-6
Moses Moreno					0-1							0-1
Shane Matthews	0-0		0-0			3-4	3-2	2-1				8-7
Cade McNown						2-4	1-8					3-12
Jim Miller					0-0	1-2	1-1	11-2	2-6			15-11
Chris Chandler									2-5	3-3		5-8
Henry Burris									0-1			0-1
Kordell Stewart										2-5		2-5
Rex Grossman										2-1	1-2	continued
Jonathan Quinn											0-3	0-3
Craig Krenzel											3-2	3-2
Chad Hutchinson											1-4	1-4
<b>Season Totals</b>	<b>9-7</b>	<b>9-7</b>	<b>7-9</b>	<b>4-12</b>	<b>4-12</b>	<b>6-10</b>	<b>5-11</b>	<b>13-3</b>	<b>4-12</b>	<b>7-9</b>	<b>5-11</b>	

	2005	2006	2007	2008	2009	2010	2011	2012	2013	2014	2015	Total
Rex Grossman	1-0	13-3	2-5	0-1								19-12
Kyle Orton	10-5	0-0	2-1	9-6								21-12
Brian Griese		0-0	3-3									3-3
Jay Cutler					7-9	10-5	7-3	10-5	5-6	5-10	6-9	continued
Todd Collins						1-0						1-0
Caleb Hanie							0-4					0-4
Josh McCown							1-1		3-2			4-3
Jason Campbell								0-1				0-1
Jimmy Clausen										0-1	0-1	0-2
<b>Season Totals</b>	<b>11-5</b>	<b>13-3</b>	<b>7-9</b>	<b>9-7</b>	<b>7-9</b>	<b>11-5</b>	<b>8-8</b>	<b>10-6</b>	<b>8-8</b>	<b>5-11</b>	<b>6-10</b>	

	2016	2017	2018	2019	2020	2021	2022	2023	2024	2025	2026	Total
Jay Cutler	1-4											51-51
Brian Hoyer	1-4											1-4
Matt Barkley	1-5											1-4
<b>Season Totals</b>	<b>3-13</b>											

## FORMULA FOR QB RATING

Quarterback Rating uses five factors in determining a rating: attempts, completions, gross yardage, touchdowns and interceptions. A passer rating of 158.3 is considered perfect.

The following is the formula which works when entered into Microsoft Excel:

$$= (\text{ROUND}(\frac{((\text{MAX}(\text{MIN}(2.375, ((\text{B1} * 100) / \text{A1}) - 30)) * (0.05)), 0)) + (\text{MAX}(\text{MIN}(2.375, ((\text{D1} * 100) / \text{A1}) * (0.2)), 0)) + (\text{MAX}(\text{MIN}(2.375, (((\text{E1} * 100) / \text{A1}) - 9.5)) * (-0.25)), 0)) + (\text{MAX}(\text{MIN}(2.375, ((\text{C1} / \text{A1}) - 3) * (0.25)), 0))) * 100) / 6), 1))$$

A1=ATTEMPTS; B1=COMPLETIONS; C1=GROSS YARDS; D1=TOUCHDOWNS; E1=INTERCEPTIONS



## ANNUAL RECEIVING LEADERS

## - RECEPTIONS -

Year	Player	No	Yards	TD
2016	Meredith, Cameron	66	888	4
2015	Jeffery, Alshon	54	807	4
2014**	Forté, Matt	102	808	4
2013	Marshall, Brandon	100	1,295	12
2012	Marshall, Brandon	118	1,508	11
2011	Forté, Matt	52	490	1
2010	Forté, Matt	51	547	3
	Knox, Johnny	51	960	5
2009	Olsen, Greg	60	612	8
2008	Forté, Matt	63	477	4
2007	Berrian, Bernard	71	951	5
2006	Muhammad, Muhsin	60	863	5
2005	Muhammad, Muhsin	64	750	4
2004	Jones, Thomas	56	427	0
2003	Booker, Marty	52	715	4
2002	Booker, Marty	97	1,189	6
2001	Booker, Marty	100	1,071	8
2000	Robinson, Marcus	55	738	5
	Kennison, Eddie	55	549	2
1999	Engram, Bobby	88	947	4
1998	Engram, Bobby	64	987	5
1997	Proehl, Ricky	58	753	7
1996	Conway, Curtis	81	1,049	7
1995	Graham, Jeff	82	1,301	4
1994	Graham, Jeff	68	944	4
1993	Waddle, Tom	44	552	1
1992	Davis, Wendell	54	734	2
1991	Davis, Wendell	61	945	6
1990	Muster, Brad	47	452	0
1989	Anderson, Neal	50	434	4
1988	McKinnon, Dennis	45	704	3
1987	Anderson, Neal	47	467	3
1986	Gault, Willie	42	818	5
1985	Payton, Walter	49	483	2
1984	Payton, Walter	45	368	0
1983	Payton, Walter	53	607	2
1982	Suhey, Matt	36	333	0
1981	Payton, Walter	41	379	2
1980	Payton, Walter	46	367	1
1979	Williams, Dave	42	354	5
1978	Payton, Walter	50	480	0
1977	Scott, James	50	809	3
1976	Harper, Roland	29	291	1
1975	Rather, Bo	39	685	2
1974	Wade, Charlie	39	683	1
1973	Garrett, Carl	23	292	0
1972	Thomas, Earl	20	365	3
1971	Farmer, George	46	737	5
1970*	Gordon, Dick	71	1,026	13

Year	Player	No	Yards	TD
1969	Wallace, Bob	47	553	5
1968	Gordon, Dick	29	477	4
1967	Gordon, Dick	31	534	5
1966	Sayers, Gale	34	447	2
1965	Morris, Johnny	53	846	4
1964*	Morris, Johnny	93	1,200	10
1963	Ditka, Mike	59	794	8
1962	Ditka, Mike	58	904	5
	Morris, Johnny	58	889	5
1961	Ditka, Mike	56	1,076	12
1960	Dewveall, Willard	43	804	5
1959	Dooley, Jim	41	580	3
1958	McCull, Bill	35	517	8
1957	Dooley, Jim	37	530	1
1956	Hill, Harlon	47	1,128	11
1955	Hill, Harlon	42	789	9
1954	Hill, Harlon	45	1,124	12
1953	Dooley, Jim	53	841	4
1952	Schroeder, Gene	39	660	6
1951	Hoffman, John	28	394	2
1950	Keane, Jim	36	433	0
1949	Keane, Jim	47	696	6
1948	Keane, Jim	30	414	3
1947*	Keane, Jim	64	910	10
1946	Kavanaugh, Ken	18	337	5
1945	Wilson, George	28	259	3
1944	Wilson, George	24	265	4
1943	Clark, Harry	23	535	7
1942	McLean, Ray	19	571	8
1941	Plasman, Dick	14	283	0
1940	Kavanaugh, Ken	12	276	3
1939	Plasman, Dick	19	403	3
1938	Karr, Bill	14	253	4
1937	McDonald, Lester	11	179	4
1936	Hewitt, Bill	15	358	6
1935	Johnsos, Luke	19	298	4
1934	Hewitt, Bill	10	151	5
1933	Hewitt, Bill	16	273	2
1932	Johnsos, Luke	24	321	2

\*Led NFL

\*\*Single-season record among RBs



## ANNUAL RECEIVING LEADERS

– YARDS –

Year	Player	Yards	No	TD	Year	Player	Yards	No	TD
2016	Meredith, Cameron	888	66	4	1967	Gordon, Dick	534	31	5
2015	Jeffery, Alshon	807	54	4	1966	Jones, Jimmie	504	28	5
2014	Jeffery, Alshon	1,133	85	10	1965	Morris, Johnny	846	53	4
2013	Jeffery, Alshon	1,421	89	7	1964*	Morris, Johnny	1,200	93	10
2012	Marshall, Brandon	1,508	118	11	1963	Ditka, Mike	794	59	8
2011	Knox, Johnny	727	37	2	1962	Ditka, Mike	904	58	5
2010	Knox, Johnny	960	51	5	1961	Ditka, Mike	1,076	56	12
2009	Hester, Devin	757	57	3	1960	Dewveall, Willard	804	43	5
2008	Hester, Devin	665	51	3	1959	Dooley, Jim	580	41	3
2007	Berrian, Bernard	951	71	5	1958	McCull, Bill	517	35	8
2006	Muhammad, Muhsin	863	60	5	1957	Dooley, Jim	530	37	1
2005	Muhammad, Muhsin	750	64	4	1956	Hill, Harlon	1,128	47	11
2004	Terrell, David	699	42	1	1955	Hill, Harlon	789	42	9
2003	Booker, Marty	715	52	4	1954	Hill, Harlon	1,124	45	12
2002	Booker, Marty	1,189	97	7	1953	Dooley, Jim	841	53	4
2001	Booker, Marty	1,071	100	8	1952	Schroeder, Gene	660	39	6
2000	Robinson, Marcus	738	55	5	1951	Schroeder, Gene	461	24	3
1999	Robinson, Marcus	1,400	84	9	1950	Keane, Jim	433	36	0
1998	Ingram, Bobby	987	64	5	1949	Keane, Jim	696	47	6
1997	Proehl, Ricky	753	58	7	1948	Keane, Jim	414	30	3
1996	Conway, Curtis	1,049	81	7	1947	Keane, Jim	910	64	10
1995	Graham, Jeff	1,301	82	4	1946	McLean, Ray	348	17	2
1994	Graham, Jeff	944	68	4	1945	Kavanaugh, Ken	539	35	6
1993	Waddle, Tom	552	44	1	1944	McLean, Ray	414	19	5
1992	Davis, Wendell	734	54	2	1943	Clark, Harry	535	23	7
1991	Davis, Wendell	945	61	6	1942	McLean, Ray	571	19	8
1990	Davis, Wendell	572	39	3	1941	Kavanaugh, Ken	314	11	6
1989	Morris, Ron	486	30	1	1940	Kavanaugh, Ken	276	12	3
1988	McKinnon, Dennis	704	45	3	1939	Plasman, Dick	403	19	3
1987	Gault, Willie	705	35	7	1938	Karr, Bill	253	14	4
1986	Gault, Willie	818	42	5	1937	Manske, Eggs	225	9	3
1985	Gault, Willie	704	33	1	1936	Hewitt, Bill	358	15	6
1984	Gault, Willie	587	34	6	1935	Johnsos, Luke	298	19	4
1983	Gault, Willie	836	40	8	1934	Hewitt, Bill	151	10	5
1982	Moorehead, Emery	363	30	5	1933	Hewitt, Bill	273	16	2
1981	Margerum, Ken	584	39	1	1932	Johnsos, Luke	321	24	2
1980	Scott, James	696	36	3					
1979	Baschnagel, Brian	452	30	2					
1978	Scott, James	759	42	5					
1977	Scott, James	809	50	3					
1976	Scott, James	512	26	6					
1975	Rather, Bo	685	39	2					
1974	Wade, Charles	683	39	1					
1973	Thomas, Earl	343	24	4					
1972	Farmer, George	380	14	2					
1971	Farmer, George	737	46	5					
1970	Gordon, Dick	1,026	71	13					
1969	Wallace, Bob	553	47	5					
1968	Gordon, Dick	477	29	4					

\*Led NFL



## ANNUAL PUNT RETURN LEADERS

Year	Player	No	Yds	Avg	Year	Player	No	Yds	Avg
2016	Royal, Eddie	19	166	8.7	1966	Arnett, Jon	15	58	3.9
2015	Mariani, Marc	29	192	6.6	1965	Sayers, Gale	16	238	14.9
2014	Holmes, Santonio	9	50	5.6	1964	Arnett, Jon	19	188	9.9
2013	Hester, Devin	18	256	14.2	1963	Morris, Johnny	16	164	10.3
2012	Hester, Devin	40	331	8.3	1962	Morris, Johnny	20	208	10.4
2011*	Hester, Devin	28	454	16.2	1961	Morris, Johnny	23	155	6.7
2010*	Hester, Devin	33	564	17.1	1960	Morris, Johnny	13	75	5.8
2009	Hester, Devin	24	187	7.8	1959*	Morris, Johnny	14	171	12.2
2008	Hester, Devin	32	198	6.2	1958	Morris, Johnny	14	96	6.9
2007	Hester, Devin	42	651	15.5	1957	Drzewiecki, Ron	22	64	2.9
2006*	Hester, Devin	47	600	12.8	1956	Jeter, Perry	6	66	11.0
2005	Wade, Bobby	33	317	9.6		Smith, Ray	6	66	11.0
2004	McQuarters, R.W.	44	435	9.9	1955	Drzewiecki, Ron	20	100	5.0
2003	McQuarters, R.W.	37	452	12.2	1954	Stone, Billy	14	40	2.9
2002	Johnson, Leon	28	288	10.3	1953	Macon, Ed	17	68	4.0
2001	Johnson, Leon	28	255	9.1	1952	White, Wilford	23	117	5.1
2000	Milburn, Glyn	35	300	8.6	1951	White, Wilford	14	131	9.4
1999	Milburn, Glyn	30	346	11.5	1950	McAfee, George	33	284	8.6
1998	Milburn, Glyn	25	291	11.6	1949	McAfee, George	24	279	11.6
1997	Hughes, Tyrone	36	258	7.2	1948*	McAfee, George	30	417	13.9
1996	Engram, Bobby	31	282	9.1	1947	McAfee, George	18	261	14.5
1995	Graham, Jeff	23	183	8.0	1946	Gallarneau, Hugh	10	99	9.9
1994	Graham, Jeff	15	140	9.3	1945	Margarita, Bob	7	66	9.4
1993	Obee, Terry	35	289	8.3	1944	Grygo, Al	11	100	9.1
1992	Woolford, Donnell	12	127	10.6	1943	Clark, Harry	10	158	15.8
1991	Bailey, Johnny	36	281	7.8	1942	Gallarneau, Hugh	9	101	11.2
1990	Bailey, Johnny	36	399	11.1	1941	McAfee, George	5	158	31.6
1989	Green, Mark	16	141	8.8					
1988	McKinnon, Dennis	34	277	8.1					
1987	McKinnon, Dennis	40	405	10.1					
1986	Barnes, Lew	57	482	8.5					
1985	Taylor, Ken	25	198	7.9					
1984	Fisher, Jeff	58	492	8.5					
1983	McKinnon, Dennis	34	316	9.3					
1982	Fisher, Jeff	9	65	7.2					
1981	Fisher, Jeff	43	509	11.8					
1980	Walterscheid, Lenny	33	239	7.2					
1979	Schubert, Steve	25	238	9.5					
1978	Schubert, Steve	27	229	8.5					
1977	Schubert, Steve	31	291	9.4					
1976	Livers, Virgil	28	205	7.3					
1975	Livers, Virgil	42	456	10.9					
1974	Hill, Ike	33	183	5.5					
1973	Hill, Ike	36	204	5.7					
1972	Smith, Ron	26	163	6.3					
1971	Smith, Ron	26	194	7.5					
1970	Cole, Linzy	14	83	5.9					
1969	Lyle, Garry	12	78	6.5					
1968	Turner, Cecil	9	19	2.1					
1967	Gordon, Dick	12	82	6.8					

\*Led NFL



## ANNUAL KICKOFF RETURN LEADERS

Year	Player	No	Yds	Avg
2016	Thompson, Deonte	35	804	23.0
2015	Mariani, Marc	16	418	26.1
2014	Williams, Chris	24	579	24.1
2013	Hester, Devin	52	1,436	27.6
2012	Hester, Devin	24	621	25.9
2011	Hester, Devin	33	723	21.9
2010	Manning, Danieal	33	816	24.7
2009	Knox, Johnny	32	927	29.0
2008*	Manning, Danieal	36	1,070	29.7
2007	Hester, Devin	43	934	21.7
2006	Davis, Rashied	32	753	23.5
2005	Azumah, Jerry	32	705	22.0
2004	Azumah, Jerry	42	924	22.0
2003*	Azumah, Jerry	41	1,191	29.0
2002	Merritt, Ahmad	45	1,029	22.9
2001	Denson, Autry	23	534	23.2
2000	Milburn, Glyn	63	1,468	23.3
1999	Milburn, Glyn	61	1,426	23.4
1998	Milburn, Glyn	62	1,550	25.0
1997	Hughes, Tyrone	43	1,008	23.4
1996	Jackson, Jack	27	619	22.9
1995	Lewis, Nate	42	904	21.5
1994	Lewis, Nate	35	874	25.0
1993	Conway, Curtis	21	450	21.4
1992	Lewis, Darren	23	511	22.2
1991	Bailey, Johnny	16	311	19.4
1990	Bailey, Johnny	23	363	15.8
1989	Gentry, Dennis	28	667	23.8
1988	Gentry, Dennis	27	578	21.4
1987	Gentry, Dennis	25	621	24.8
1986*	Gentry, Dennis	20	576	28.8
1985	Gault, Willie	22	577	26.2
1984	Cameron, Jack	26	485	18.7
1983	Gault, Willie	13	276	21.2
1982	Watts, Rickey	14	330	23.6
1981	Williams, Dave	23	486	21.1
1980	Williams, Dave	27	666	24.7
1979	Walterscheid, Lenny	19	427	22.5
1978	Baschnagel, Brian	20	455	22.8
1977	Baschnagel, Brian	23	557	24.2
1976	Baschnagel, Brian	29	754	26.0
1975*	Payton, Walter	14	444	31.7
1974	Grandberry, Ken	22	568	25.8
1973*	Garrett, Carl	16	486	30.4
1972*	Smith, Ron	30	924	30.8
1971	Smith, Ron	26	671	25.8
1970	Turner, Cecil	23	752	32.7
1969	Sayers, Gale	14	339	24.2
1968	Turner, Cecil	20	363	18.2
1967	Sayers, Gale	16	603	37.7

Year	Player	No	Yds	Avg
1966*	Sayers, Gale	23	718	31.2
1965	Sayers, Gale	21	660	31.4
1964	Martin, Billy	24	534	22.3
1963	Bull, Ronnie	7	105	15.0
1962	Martin, Billy	25	515	20.6
1961	Bivins, Charles	25	669	26.7
1960	Galimore, Willie	12	292	24.3
1959	Morris, Johnny	17	438	25.8
1958	Morris, Johnny	16	399	24.9
1957	Drzewiecki, Ron	13	315	24.2
1956	Bingham, Don	17	444	26.1
1955	Drzewiecki, Ron	25	591	23.6
1954	Jagade, Chick	11	195	17.7
1953	Macon, Ed	13	373	28.7
1952	Macon, Ed	9	299	33.2
1951	Morrison, Fred	13	353	27.2
1950	Hunsinger, Chuck	23	343	14.9
1949	Dreyer, Fred	13	338	26.0
1948	Minini, Frank	12	370	30.8
1947	Minini, Frank	11	261	23.7
1946	Osmanski, Bill	8	203	25.4
1945	Margarita, Bob	10	155	15.5
1944	Margarita, Bob	12	279	23.3
1943	Clark, Harry	13	326	25.1
1942	Gallameau, Hugh	6	151	25.2
1941	McAfee, George	7	223	31.9

\*Led NFL



## ANNUAL INTERCEPTION LEADERS

Year	Player	No	Yards	Year	Player	No	Yards
2016	Porter, Tracy	2	28		Plank, Doug	2	50
	LeBlanc, Cre'Von	2	24		Livers, Virgil	2	40
2015	Fuller, Kyle	2	24	1975 (cont)	Ellis, Allan	2	4
2014	Fuller, Kyle	4	81	1974	Clemons, Craig	4	84
	Mundy, Ryan	4	52	1973	Lyle, Garry	5	62
2013	Jennings, Tim	4	111	1972	Ford, Charlie	7	104
2012*	Jennings, Tim	9	105	1971	Ford, Charlie	5	46
2011	Moore, D.J.	4	31	1970	Buffone, Doug	4	33
2010	Tillman, Charles	5	127	1969	Taylor, Joe	3	37
	Harris, Chris	5	69		Daniels, Dick	3	37
2009	Bowman, Zackary	6	67		Youngblood, George	3	22
2008	Payne, Kevin	4	147	1968	McRae, Bennie	4	41
2007	Urlacher, Brian	5	101	1967	McRae, Bennie	5	94
2006	Manning, Jr., Ricky	5	113		Petitbon, Richie	5	93
	Tillman, Charles	5	32		Taylor, Roosevelt	5	19
2005	Vasher, Nathan	8	145	1966	Petitbon, Richie	4	34
2004	Vasher, Nathan	5	177	1965	Butkus, Dick	5	84
2003	Azumah, Jerry	4	44	1964	Caroline, JC	2	84
	Tillman, Charles	4	27		Whitsell, Dave	2	57
2002	Brown, Mike	3	16		Taylor, Roosevelt	2	45
2001	Brown, Mike	5	81		McRae, Bennie	2	44
2000	Parrish, Tony	3	81		George, Bill	2	28
1999	Hudson, Chris	3	28	1963*	Taylor, Roosevelt	9	172
1998	Harris, Walt	4	41	1962	Petitbon, Richie	6	212
1997	Harris, Walt	5	30	1961	Whitsell, Dave	6	123
1996	Woolford, Donnell	6	37	1960	Caroline, JC	3	31
1995	Woolford, Donnell	4	21	1959	Barnes, Erich	5	67
1994	Woolford, Donnell	5	30	1958	Sumner, Charles	6	67
1993	Carrier, Mark	4	94	1957	Johnson, Jack	4	36
	Jones, Dante	4	52	1956	Caroline, JC	6	182
1992	Woolford, Donnell	7	67	1955	Sumner, Charles	7	162
1991	Stinson, Lemuel	4	69	1954	Whitman, SJ	5	117
1990*	Carrier, Mark	10	39	1953	Kindt, Don	6	172
1989	Stinson, Lemuel	4	59	1952	Dooley, Jim	5	30
1988	Jackson, Vestee	8	94	1951	Schroeder, Gene	5	62
1987	Duerson, Dave	3	0	1950	Davis, Harper	5	59
1986	Richardson, Mike	7	69	1949	McAfee, George	6	76
1985	Frazier, Leslie	6	119	1948	Lujack, Johnny	8	131
1984	Fencik, Gary	5	102	1947	Mullins, Noah	6	113
1983	Frazier, Leslie	7	135	1946	Farris, Tom	4	43
1982	Schmidt, Terry	4	39	1945	Margarita, Bob	6	79
1981	Fencik, Gary	6	121	1944	Grygo, Al	4	79
1980	Walterscheid, Lenny	4	84	1943	Clark, Harry	5	32
1979	Schmidt, Terry	6	44	1942*	Turner, Clyde	8	96
	Fencik, Gary	6	31	1941	McAfee, George	6	78
1978	Fencik, Gary	4	77	1940	Clark, Harry	4	62
1977	Ellis, Allan	6	23		Famiglietti, Gary	4	18
1976	Brupbacher, Ross	7	49		McAfee, George	4	50
1975	Clemons, Craig	2	109				

\*Led NFL



## ANNUAL PUNTING LEADERS

Year	Player	No	Avg	Year	Player	No	Avg
2016	O'Donnell, Pat	68	42.6	1967	Green, Bobby Joe	79	42.9
2015	O'Donnell, Pat	70	44.2	1966	Green, Bobby Joe	80	41.9
2014	O'Donnell, Pat	71	43.8	1965	Green, Bobby Joe	58	42.7
2013	Podlesh, Adam	68	40.6	1964	Green, Bobby Joe	71	44.5
2012	Podlesh, Adam	81	42.0	1963	Green, Bobby Joe	64	46.5
2011	Podlesh, Adam	89	43.9	1962	Green, Bobby Joe	69	43.7
2010	Maynard, Brad	83	40.1	1961	Brown, Ed	59	42.2
2009	Maynard, Brad	77	41.4	1960	Brown, Ed	56	39.8
2008	Maynard, Brad	96	41.2	1959	Brown, Ed	64	41.2
2007	Maynard, Brad	88	41.8	1958	Brown, Ed	27	42.2
2006	Maynard, Brad	77	44.2	1957	Brown, Ed	34	40.1
2005	Maynard, Brad	96	41.0	1956	Brown, Ed	42	39.1
2004	Maynard, Brad	108	42.9	1955	Brown, Ed	44	40.1
2003	Maynard, Brad	79	41.2	1954	Bratkowski, Zeke	39	41.0
2002	Maynard, Brad	87	42.3	1953	Morrison, Fred	65	42.6
2001	Maynard, Brad	87	42.6	1952	Morrison, Fred	64	42.3
2000	Aguilar, Louie	52	38.8	1951	Morrison, Fred	57	39.0
1999	Sauerbrun, Todd	85	40.9	1950*	Morrison, Fred	57	43.3
1998	Horan, Mike	64	41.3	1949*	Gulyanics, George	29	47.2
1997	Sauerbrun, Todd	95	43.5	1948	Gulyanics, George	55	44.2
1996	Sauerbrun, Todd	78	44.8	1947*	Gulyanics, George	23	44.8
1995	Sauerbrun, Todd	55	37.8	1946	Luckman, Sid	33	37.4
1994	Gardocki, Chris	76	37.8	1945	Luckman, Sid	36	37.4
1993	Gardocki, Chris	80	38.5	1944	McEnulty, Doug	25	39.8
1992	Gardocki, Chris	79	42.9	1943	Luckman, Sid	34	35.9
1991	Buford, Maury	69	40.8	1942	Luckman, Sid	24	40.6
1990	Buford, Maury	76	40.4	1941	Luckman, Sid	13	41.1
1989	Buford, Maury	72	39.5	1940	Luckman, Sid	27	42.5
1988	Wagner, Bryan	79	41.5	1939	Luckman, Sid	27	43.3
1987	Wagner, Bryan	36	40.6				
1986	Buford, Maury	69	41.3				
1985	Buford, Maury	68	42.2				
1984	Finzer, Dave	83	40.1				
1983	Parsons, Bob	79	36.9				
1982	Parsons, Bob	58	41.3				
1981	Parsons, Bob	114	39.7				
1980	Parsons, Bob	79	40.6				
1979	Parsons, Bob	92	37.9				
1978	Parsons, Bob	96	37.0				
1977	Parsons, Bob	80	40.4				
1976	Parsons, Bob	99	37.6				
1975	Parsons, Bob	93	39.0				
1974	Parsons, Bob	90	37.8				
1973	Green, Bobby Joe	82	40.5				
1972	Green, Bobby Joe	67	41.2				
1971	Green, Bobby Joe	77	40.1				
1970	Green, Bobby Joe	83	40.9				
1969	Green, Bobby Joe	76	39.0				
1968	Green, Bobby Joe	27	42.3				

\*Led NFL



## ANNUAL SACKS LEADERS

Year	Player	No	Yards	Year	Player	No	Yards
2016	Young, Willie	7.5	43.0	1992	McMichael, Steve	10.5	66.5
2015	Houston, Lamarr	8.0	63.0	1991	Dent, Richard	10.5	72.0
2014	Young, Willie	10.0	65.0	1990	Dent, Richard	12.0	101.0
2013	Peppers, Julius	7.5	47.0	1989	Dent, Richard	9.0	64.0
2012	Peppers, Julius	11.5	73.5	1988	McMichael, Steve	11.5	95.0
2011	Peppers, Julius	11.0	60.0	1987	Dent, Richard	12.5	94.0
2010	Idonije, Israel	8.0	66.5	1986	Dent, Richard	11.5	87.0
	Peppers, Julius	8.0	54.0	1985*	Dent, Richard	17.0	133.5
2009	Ogunleye, Adewale	6.5	51.5	1984	Dent, Richard	17.5	140.5
2008	Brown, Alex	6.0	43.0	1983	Hartenstine, Mike	12.0	91.5
2007	Ogunleye, Adewale	9.0	57.0	1982^	Hampton, Dan	7.0	57.0
2006	Anderson, Mark	12.0	102.0	1981	Page, Alan	9.0	84.0
2005	Ogunleye, Adewale	10.0	55.0		Hampton, Dan	9.0	77.0
2004	Brown, Alex	6.0	34.5	1980	Hampton, Dan	11.5	108.5
2003	Brown, Alex	5.5	33.5	1979	Osborne, Jim	10.5	79.0
2002	Colvin, Roosevelt	10.5	71.0	1978	Page, Alan	11.5	94.0
2001	Colvin, Roosevelt	10.5	64.0	1977	Rydalch, Ron	9.5	81.0
2000	Urlacher, Brian	8.0	49.0	1976	Osborne, Jim	15.0	129.0
1999	Simmons, Clyde	7.0	49.0	1975	Chambers, Wally	14.0	105.0
1998	Flanigan, Jim	8.5	55.0	1974	Chambers, Wally	6.0	53.0
1997	Flanigan, Jim	6.0	51.0	1973	Osborne, Jim	10.0	92.0
	Minter, Barry	6.0	35.0	1972	Osborne, Jim	5.0	N/A
1996	Spellman, Alonzo	8.0	67.0	1971	Holman, Willie	9.0	N/A
1995	Flanigan, Jim	11.0	75.0	1970	Holman, Willie	12.0	N/A
1994	Armstrong, Trace	7.5	52.0				
1993	Dent, Richard	13.5	90.0				

\*Led NFL

^Became official NFL stat

## DOUBLE-DIGIT SACKS

Since sacks became an official NFL statistic in 1982, the Bears have recorded 24 double-digit sack seasons by 11 different players.

DE Richard Dent, the Bears franchise record holder with 124.5 career sacks, also recorded the most double-digit sack seasons in franchise history with eight. Dent holds the single-season marks with 17.5 sacks in 1984 and also owns the top four single-season totals in team history.

## CHICAGO BEARS DOUBLE-DIGIT SACK SEASONS

Player	Season	Sacks	Player	Season	Sacks	Player	Season	Sacks
1 Richard Dent	1984	17.5	Steve McMichael	1988	11.5	21 Trace Armstrong	1990	10.0
2 Richard Dent	1985	17.0	Julius Peppers	2012	11.5	Dan Hampton	1986	10.0
3 Richard Dent	1987	12.5	13 Jim Flanigan	1995	11.0	Steve McMichael	1984	10.0
	1993	12.5	Julius Peppers	2011	11.0	Adewale Ogunleye	2005	10.0
5 Mark Anderson	2006	12.0	15 Roosevelt Colvin	2001	10.5			
Richard Dent	1990	12.0	Roosevelt Colvin	2002	10.5			
Mike Hartenstine	1983	12.0	Richard Dent	1991	10.5			
8 Trace Armstrong	1993	11.5	Richard Dent	1988	10.5			
Richard Dent	1986	11.5	Steve McMichael	1992	10.5			
Dan Hampton	1984	11.5	Otis Wilson	1985	10.5			

**Number of double-digit sack seasons:** Richard Dent-8, (1984-88, '90-91 & '93); Steve McMichael-3, (1984, '88 & '92); Trace Armstrong-2, (1990 & '93); Roosevelt Colvin-2, (2001 & '02); Dan Hampton-2, (1984 & '86); Julius Peppers-2, (2011 & '12); Mark Anderson-1, (2006); Jim Flanigan-1, (1995); Mike Hartenstine-1, (1983); Adewale Ogunleye-1, (2005); Otis Wilson-1, (1985).



# ALL-TIME 100-YARD RUSHING GAMES



No.	Date	Player, Opponent	W/L	Att-Yds	No.	Date	Player, Opponent	W/L	Att-Yds
1.	11/20/77	Payton, vs. MIN	W	40-275	58.	10/9/05	Jones, at CLE	L	24-137
2.	10/2/11	Forté, vs. CAR	W	25-205		11/24/77	Payton, at DET	W	20-137
	10/30/77	Payton, at GB	W	23-205	60.	1/1/17	Howard, at MIN	L	23-135
	11/3/68	Sayers, at GB	W	24-205		10/9/55	Hoffman, vs. SF	L	18-135
5.	12/18/66	Sayers, vs. MIN	W	17-197	62.	11/30/03	Forshey, vs. ARI	W	27-134
6.	11/3/85	Payton, at GB	W	28-192		12/17/95	Salaam, vs. TB	W	27-134
	11/13/77	Payton, vs. KC	W	33-192		9/16/79	Payton, at DAL	L	22-134
8.	12/16/56	Casares, vs. DET	W	17-190		12/21/75	Payton, at NO	W	25-134
9.	10/21/01	Thomas, at CIN	W	22-188	66.	11/7/11	Forté, at PHI	W	24-133
10.	9/14/80	Payton, vs. NO	W	18-183		10/6/80	Payton, vs. TB	W	28-133
	12/5/76	Payton, at SEA	W	27-183	68.	11/17/85	Payton, at DAL	W	22-132
12.	9/9/79	Payton, vs. MIN	W	23-182		10/13/85	Payton, at SF	W	24-132
13.	9/16/62	Galimore, at SF	W	22-181		11/4/56	Casares, at Rams	W	25-132
14.	9/9/84	Payton, vs. DEN	W	20-179		10/7/34	Feathers, at Brk	W	14-132
	11/26/81	Payton, at DAL	L	38-179	72.	11/13/83	Payton, vs. PHI	W	23-131
16.	9/14/86	Payton, vs. PHI	W+	33-176		12/10/67	Sayers, vs. MIN	T	20-131
17.	12/9/84	Payton, vs. GB	L	35-175	74.	12/20/80	Payton, at TB	W	29-130
18.	12/16/01	Thomas, vs. TB	W	31-173		12/7/80	Payton, vs. GB	W	22-130
19.	11/27/66	Sayers, vs. ATL	W	19-172	76.	12/3/44	Margarita, at Card-Pitt	W	9-129
20.	10/10/10	Forté, at CAR	W	22-166	77.	12/15/13	Forté, at CLE	W	24-127
21.	12/20/98	Allen, vs. BAL	W	22-163		10/28/01	Thomas, vs. SF	W	18-127
	12/11/77	Payton, vs. GB	L	32-163		11/12/78	Payton, at MIN	L	23-127
23.	10/29/78	Payton, vs. DET	L	23-162		12/17/72	Douglass, at OAK	L	14-127
24.	9/18/83	Payton, at NO	L+	28-161	81.	11/2/08	Forté, vs. DET	W	22-126
25.	1/6/02	Thomas, vs. JAX	W	33-160		11/20/94	Tillman, vs. DET	W	32-126
	9/18/77	Payton, vs. DET	W	23-160		10/10/77	Payton, vs. Rams	W	24-126
27.	12/16/79	Payton, vs. STL	W	33-157		11/30/69	Sayers, vs. CLE	L	20-126
	10/16/78	Payton, at DEN	L	22-157	85.	11/4/13	Forté, at GB	W	24-125
29.	9/30/84	Payton, vs. DAL	L	25-155		9/2/79	Payton, vs. GB	W	36-125
	10/7/79	Payton, at BUF	W	39-155	87.	11/6/66	Sayers, vs. DET	T	21-124
	10/28/34	Feathers, vs. GB	W	15-155		10/21/56	Casares, vs. BAL	W	22-124
32.	10/7/84	Payton, vs. NO	W	32-154		11/26/33	Nagurski, vs. Port	W	18-124
33.	10/20/57	Galimore, vs. Rams	W	24-153	90.	9/7/08	Forté, at IND	W	23-123
	10/31/16	Howard, vs. MIN	W	26-153		10/5/03	Thomas, vs. OAK	W	22-123
35.	9/19/04	Jones, at GB	W	23-152		9/4/88	Anderson, vs. MIA	W	24-123
36.	12/18/83	Payton, vs. GB	W	30-148		11/27/80	Payton, at DET	W+	18-123
	9/19/76	Payton, at SF	W	28-148		10/1/78	Payton, vs. OAK	L+	27-123
38.	9/10/89	Anderson, vs. CIN	W	21-146	95.	9/28/14	Forté, vs. GB	L	23-122
39.	10/23/11	Forté, at TB	W	25-145		11/26/00	Allen, at NYJ	L	25-122
	10/17/76	Payton, at Rams	L	27-145		9/1/97	Harris, at GB	L	13-122
41.	11/26/78	Harper, vs. TB	W	25-144		11/24/96	Harris, vs. DET	W	27-122
	10/29/44	Grygo, vs. CRams	W	13-144		12/24/95	Salaam, vs. PHI	W	30-122
43.	10/27/68	Sayers, vs. MIN	W	18-143		12/19/88	Anderson, at MIN	L	22-122
44.	10/15/67	Sayers, vs. DET	W	22-142		10/16/77	Payton, at MIN	L+	24-122
45.	9/13/15	Forté, vs. GB	L	24-141	102.	12/25/11	Bell, at GB	L	23-121
	12/21/03	Thomas, vs. WAS	W	32-141		10/4/09	Forté, vs. DET	W	12-121
	10/7/90	Anderson, vs. GB	W	21-141		11/19/06	Jones, at NYJ	W	23-121
	10/10/76	Payton, at MIN	L	19-141		12/2/85	Payton, at MIA	L	23-121
	10/2/39	Maniaci, at PIT	W	12-141		12/16/62	Marconi, vs. DET	W	13-121
50.	10/2/77	Payton, vs. NO	L	19-140		10/5/52	Dottley, at Chi	L	24-121
	9/30/34	Feathers, at Reds	W	20-140		9/17/50	Gulyanics, vs. Rams	W	26-121
52.	11/23/08	Forté, at STL	W	21-139	109.	12/1/13	Forté, at MIN	L+	23-120
	10/23/05	Jones, vs. BAL	W	25-139		11/13/05	Peterson, vs. SF	W	24-120
	9/18/05	Jones, vs. DET	W	20-139		9/28/97	Harris, at DAL	L	29-120
	11/27/88	Anderson, vs. GB	W	17-139		9/8/85	Payton, vs. TB	W	17-120
	11/9/86	Payton, at TB	W	20-139		12/17/67	Sayers, at ATL	W	19-120
	10/7/56	Casares, at GB	W	24-139	114.	12/24/16	Howard, vs. WAS	L	18-119

HISTORY



# ALL-TIME 100-YARD RUSHING GAMES

No.	Date	Player, Opponent	W/L	Att-Yds
	12/17/89	Anderson, vs. GB.....	L	12-119
	11/12/50	Hunsinger, vs. Yanks.....	W	14-119
	10/15/39	Osmanski, vs. Chi.....	W	15-119
118.	10/9/16	Howard, at IND.....	L	16-118
	11/3/96	Harris, vs. TB.....	W	19-118
	10/27/85	Payton, vs. MIN.....	W	19-118
	12/5/65	Sayers, at BAL.....	W	16-118
122.	12/4/16	Howard, vs. SF.....	W	32-117
	11/16/14	Forté, vs. MIN.....	W	26-117
	11/28/10	Forté, vs. PHI.....	W	14-117
	9/20/87	Anderson, vs. TB.....	W	16-117
	11/25/84	Payton, at MIN.....	W	23-117
	10/15/72	Douglass, at CLE.....	W	11-117
	11/26/67	Sayers, vs. GB.....	L	18-117
	12/9/56	Casares, vs. Chi.....	W	25-117
	11/18/51	Dottley, vs. GB.....	W	17-117
131.	10/10/11	Forté, at DET.....	L	22-116
	11/23/97	Harris, vs. TB.....	W	33-116
	9/24/89	Anderson, at DET.....	W	16-116
	9/23/84	Payton, at SEA.....	L	24-116
	11/2/69	Sayers, at MIN.....	L	20-116
	11/24/57	Casares, at DET.....	W	28-116
	11/4/45	Margarita, vs. GB.....	W	16-116
138.	12/8/96	Salaam, vs. STL.....	W	19-115
	12/9/79	Payton, at GB.....	W	25-115
	11/6/55	Watkins, vs. GB.....	W	14-115
	11/6/55	Casares, vs. GB.....	W	16-115
142.	10/26/14	Forté, at NE.....	L	19-114
	10/16/60	Morris, vs. SF.....	W	7-114
	10/21/34	Feathers, vs. Reds.....	W	7-114
145.	12/26/10	Forté, vs. NYJ.....	W	19-113
	11/12/06	Jones, at NYG.....	W	30-113
	9/7/86	Payton, vs. CLE.....	W	22-113
	11/4/79	Payton, vs. DET.....	W	22-113
	9/17/72	Harrison, vs. ATL.....	L	20-113
	12/12/65	Sayers, vs. SF.....	W	9-113
	11/28/65	Sayers, vs. NYG.....	W	13-113
	11/9/58	Casares, at GB.....	W	15-113
	11/2/58	Casares, at Rams.....	L	23-113
154.	11/10/96	Harris, at DEN.....	L	23-112
	10/21/85	Payton, vs. GB.....	W	25-112
	11/20/83	Suhey, at TB.....	W	19-112
	12/6/81	Payton, vs. MIN.....	W	33-112
	12/1/68	Piccolo, at NO.....	W	21-112
	11/9/69	Sayers, vs. PIT.....	W	28-112
	10/14/56	Casares, vs. SF.....	W	21-112
	10/21/51	Dottley, vs. SF.....	W	16-112
162.	10/2/16	Howard, vs. DET.....	W	23-111
	10/29/06	Jones, vs. SF.....	W	23-111
	11/2/03	Thomas, vs. SD.....	W	31-111
	9/22/02	Thomas, vs. NO.....	L	27-111
	11/18/90	Anderson, at DEN.....	W+	28-111
	12/8/85	Payton, vs. IND.....	W	26-111
	11/4/84	Payton, vs. LARaid.....	W	27-111
	10/21/79	Payton, at MIN.....	L	23-111
	11/22/59	Casares, at DET.....	W	21-111

No.	Date	Player, Opponent	W/L	Att-Yds
	11/12/39	Osmanski, at DET.....	W	18-111
173.	12/29/13	Forté, vs. GB.....	L	22-111
	10/8/06	Jones, vs. BUF.....	W	21-110
	11/7/04	Thomas, at TEN.....	W	28-110
	9/26/04	Jones, at MIN.....	L	22-110
	9/29/03	Thomas, vs. GB.....	L	13-110
	9/16/84	Payton, at GB.....	W	27-110
	11/28/76	Payton, at GB.....	W	27-110
	10/19/75	Adamle, at PIT.....	L	17-110
181.	12/31/06	Benson, vs. GB.....	L	13-109
	12/26/04	Jones, at DET.....	L	22-109
	10/22/95	Salaam, vs. HOU.....	W	29-109
	1/2/83	Payton, at TB.....	L+	26-109
	11/5/78	Payton, vs. SEA.....	L	18-109
	11/14/76	Payton, vs. GB.....	W	18-109
	10/26/69	Sayers, vs. Rams.....	L	15-109
188.	12/11/11	Barber, at DEN.....	L+	27-108
	1/2/05	Jones, vs. GB.....	L	26-108
	10/5/86	Payton, vs. MIN.....	W	26-108
	9/29/68	Sayers, at MIN.....	W	16-108
	11/11/56	Hoffman, vs. GB.....	W	18-108
	10/28/56	Jeter, at SF.....	W	16-108
194.	10/7/12	Forté, at JAX.....	W	22-107
	11/25/01	Allen, at MIN.....	W	27-107
	11/10/85	Payton, vs. DET.....	W	26-107
	10/25/81	Payton, vs. SD.....	W+	36-107
	11/9/80	Payton, vs. WAS.....	W	17-107
199.	9/25/05	Jones, vs. CIN.....	L	27-106
	10/27/97	Harris, at MIA.....	W	25-106
	9/8/96	Green, at WAS.....	L	20-106
	11/20/83	Payton, at TB.....	W	22-106
	10/9/66	Sayers, vs. BAL.....	W	18-106
204.	12/25/05	Jones, at GB.....	W	25-105
	10/8/95	Salaam, vs. CAR.....	W	28-105
	12/10/95	Salaam, at CIN.....	L	22-105
	9/25/88	Anderson, at GB.....	W	20-105
	11/15/81	Payton, at GB.....	L	22-105
	11/26/78	Payton, vs. TB.....	W	27-105
	11/16/75	Payton, at SF.....	L	23-105
	10/6/68	Sayers, at BAL.....	L	15-105
	9/15/68	Sayers, vs. WAS.....	L	15-105
	10/28/51	Dottley, at DET.....	W	17-105
	11/25/45	McAfee, vs. PIT.....	W	5-105
215.	9/26/93	Anderson, vs. TB.....	W	28-104
	12/26/82	Payton, at Rams.....	W	20-104
	10/3/76	Payton, vs. WAS.....	W	18-104
	11/18/56	Casares, vs. Rams.....	W	27-104
219.	12/30/12	Forté, at DET.....	W	24-103
	11/4/12	Forté, at TEN.....	W	12-103
	9/4/83	Payton, vs. ATL.....	L	20-103
	10/23/72	Harrison, vs. MIN.....	W	31-103
223.	12/9/13	Forté, vs. DAL.....	W	20-102
	12/23/07	Peterson, vs. GB.....	W	30-102
	11/10/85	Suhey, vs. DET.....	W	16-102
	11/24/85	Payton, vs. ATL.....	W	20-102
	10/9/83	Payton, vs. MIN.....	L	20-102

HISTORY

# ALL-TIME 100-YARD RUSHING GAMES



No.	Date	Player, Opponent	W/L	Att-Yds
	10/12/80	Payton, at MIN.....	L.....	23-102
	12/7/58	Casares, vs. Chi.....	W.....	22-102
	10/22/39	Maniacci, at NYG.....	L.....	15-102
231.	1/3/10	Forté, at DET.....	W.....	23-101
	9/16/07	Benson, vs. KC.....	W.....	24-101
	10/12/97	Harris, vs. GB.....	L.....	27-101
	11/17/91	Muster, at IND.....	W.....	15-101
	9/9/90	Anderson, vs. SEA.....	W.....	20-101
	12/11/83	Suhey, at MIN.....	W.....	17-101
	10/19/80	Payton, vs. DET.....	W.....	27-101
	9/3/78	Payton, vs. STL.....	W.....	26-101
	12/4/77	Payton, at TB.....	W.....	33-101

No.	Date	Player, Opponent	W/L	Att-Yds
	10/21/74	Garrett, vs. GB.....	W.....	23-101
	11/29/42	Famiglietti, vs. CRams ..	W.....	22-101
	10/10/34	Feathers, at PIT.....	W.....	8-101
243.	11/13/16	Howard, at TB.....	L.....	15-100
	10/9/94	Tillman, vs. NO.....	W.....	23-100
	12/16/90	Anderson, at DET.....	L.....	22-100
	11/19/89	Anderson, vs. TB.....	L.....	15-100
	10/14/84	Payton, at STL.....	L.....	23-100
	11/4/73	Douglass, at GB.....	W.....	19-100
	11/20/49	Hoffman, at WAS.....	W.....	15-100

+ Overtime game

43 rushers in 244 games\*

241 total 100-yard games  
(four games -see below- have had multiple 100-yard rushers)

10 games have gone into overtime; two have ended in a tie (before OT was adopted).

**TOTAL: 171-66-2 (.718)**

At home: 108-25-2 (.806)

On the road: 63-41-0 (.606)

**TWO 100-YARD RUSHERS:**

11/6/55 vs. GB -- Casares, Watkins (W)

11/26/78 vs. TB -- Payton, Harper (W)

11/20/83 at TB -- Payton, Suhey (W)

11/10/85 vs. DET -- Payton, Suhey (W)

**BY MONTH:\***

September 26-16-0 (.619)

October 45-22-0 (.672)

November 59-13-1 (.815)

December 38-16-1 (.700)

January 2-3-0 (.400)

**100-YARD PLAYOFF GAMES:**

123 -- Jones, vs. NO, 1/21/07

119 -- McAfee, vs. GB, 12/14/41

112 -- Jones, vs. IND, 2/4/07

109 -- Osmanski, at WAS, 12/8/40

104 -- Payton, at WAS, 12/30/84

102 -- Anderson, vs. NO, 1/6/91

\*Does not include post-season

**BY RUSHER:\***

Adamle, Mike	0-1
Allen, James	2-1
Anderson, Neal	10-4
Barber, Marion	0-1
Bell, Kahlil	0-1
Benson, Cedric	1-1
Casares, Rick	12-1
Dottley, John	3-1
Douglass, Bobby	2-1
Famiglietti, Gary	1-0
Feathers, Beattie	5-0
Forsey, Brock	1-0
Forté, Matt	18-6
Galimore, Willie	2-0
Garrett, Carl	1-0
Green, Robert	0-1
Grygo, Al	1-0
Gulyanics, George	1-0
Harper, Roland	1-0
Harris, Raymont	4-4
Harrison, Jim	1-1
Hoffman, John	2-1
Howard	3-4
Hunsinger, Chuck	1-0
Jeter, Perry	1-0
Jones, Thomas	8-5
Maniacci, Joe	1-1
Marconi, Joe	1-0
Margarita, Bob	2-0
McAfee, George	1-0
Morris, Johnny	1-0
Muster, Brad	1-0
Nagurski, Bronko	1-0
Osmanski, Bill	2-0
Payton, Walter	53-24
Peterson, Adrian	2-0
Piccolo, Brian	1-0
Salaam, Rashaan	5-1
Sayers, Gale	12-6-2
Suhey, Matt	3-0
Thomas, Anthony	8-2
Tillman, Lewis	2-0
Watkins, Bobby	1-0

**BY TEAM:\***

Arizona Cardinals	1-0
St. Louis Cardinals	2-1
Chicago Cardinals	3-1
Pittsburgh-Chi. Cards	1-0
Atlanta Falcons	3-2
Baltimore Ravens	2-0
Brooklyn Dodgers	1-0
Buffalo Bills	2-0
Carolina Panthers	3-0
Cincinnati Bengals	2-2
Cincinnati Reds	2-0
Cleveland Browns	3-2
Dallas Cowboys	2-4
Denver Broncos	2-3
Detroit Lions	22-4-1
Portsmouth Spartans	1-0
Green Bay Packers	28-13
Indianapolis Colts	3-1
Baltimore Colts	3-1
Jacksonville Jaguars	2-0
Kansas City Chiefs	2-0
Miami Dolphins	2-1
Minnesota Vikings	14-11-1
New England Patriot	0-1
New Orleans Saints	5-3
New York Giants	2-1
New York Jets	2-1
New York Yanks	1-0
Oakland Raiders	1-2
LA Raiders	1-0
Philadelphia Eagles	5-0
Pittsburgh Steelers	3-1
Pittsburgh Pirates	1-0
St. Louis Rams	2-0
Los Angeles Rams	6-3
Cleveland Rams	2-0
San Diego Chargers	2-0
San Francisco 49ers	12-2
Seattle Seahawks	2-2
Tampa Bay Buccaneers	14-3
Tennessee Titans	2-0
Houston Oilers	1-0
Washington Redskins	4-3

HISTORY



# ALL-TIME 100-YARD RECEIVING GAMES

No.	Date	Player, Opponent	W/L	Rec-Yds
1.	12/1/13	Jeffery, at MIN.....	L+	12-249
2.	10/6/13	Jeffery, vs. NO.....	L	10-218
3.	10/31/54	Hill, at SF.....	W	7-214
4.	11/18/62	J. Morris, at DAL.....	W	10-201
5.	9/8/02	Booker, vs. MIN.....	W	8-198
	10/21/56	Hill, vs. BAL.....	W	9-198
7.	11/25/56	Hill, at NYG.....	T	7-195
8.	10/23/49	Keane, at NYG.....	L	14-193
9.	11/12/61	Ditka, vs. GB.....	L	9-190
10.	11/8/64	J. Morris, vs. BAL.....	L	10-183
11.	11/19/67	Gordon, vs. STL.....	W	4-178
12.	10/29/50	Kavanaugh, at NYG.....	L	8-177
13.	10/19/81	M. Anderson, at DET.....	L	6-176
14.	9/28/86	Gault, at CIN.....	W	7-174
	12/11/49	Hoffman, vs. Chi.....	W	8-174
16.	12/15/63	J. Morris, at DET.....	W	8-171
17.	12/19/99	Robinson, vs. DET.....	W	11-170
18.	10/25/64	Ditka, at WAS.....	L	13-168
19.	12/2/12	Marshall, vs. SEA.....	L+	10-165
	11/18/01	Booker, at TB.....	W	7-165
21.	11/27/97	Proehl, at DET.....	L	4-164
	10/25/53	Dooley, at Rams.....	L	6-164
23.	11/20/60	Dewveall, vs. DET.....	W	6-163
	11/21/99	Robinson, at SD.....	W	6-163
25.	12/14/47	Keane, vs. Chi.....	L	7-161
	10/31/99	Robinson, at WAS.....	L	9-161
27.	12/9/12	Marshall, at MIN.....	L	10-160
28.	11/15/70	Gordon, at GB.....	L	5-158
29.	11/24/02	Booker, vs. DET.....	W	10-157
	10/5/86	Ortego, vs. MIN.....	W	6-157
	12/7/47	McAfee, vs. Rams.....	L	9-157
32.	12/9/62	Ditka, vs. Rams.....	W	6-155
33.	11/27/94	Graham, at ARZ.....	W+	8-154
34.	11/9/15	Jeffery, at SD.....	W	10-151
	9/12/10	Forté, vs. DET.....	W	7-151
	10/30/55	Hill, at Rams.....	W	8-151
37.	12/28/09	Aromashodu, vs. MIN.....	W+	7-150
	12/16/51	Schroeder, vs. Chi.....	L	4-150
39.	10/15/61	Galimore, vs. BAL.....	W	7-149
40.	11/14/99	Robinson, vs. MIN.....	L	7-148
	9/12/94	Conway, at PHI.....	L	7-148
	11/23/52	Stone, vs. DET.....	W	4-148
43.	10/18/15	Jeffery, at DET.....	L+	8-147
	11/11/79	Watts, vs. Rams.....	W	6-147
	10/25/70	Farmer, vs. DET.....	L	6-147
	12/15/68	Gordon, vs. GB.....	L	6-147
	10/11/64	J. Morris, vs. Rams.....	W	11-147
	10/11/59	Hill, vs. Rams.....	L	5-147
49.	9/19/85	Gault, at MIN.....	T	6-146
	11/24/63	Ditka, at PIT.....	T	7-146
	11/10/46	Kavanaugh, at Rams.....	W	6-146
	11/12/44	McLean, vs. Bos.....	W	5-146
53.	11/27/11	Knox, at OAK.....	L	4-145
	9/24/95	Graham, at STL.....	L	6-145
55.	10/7/12	Marshall, at JAX.....	W	12-144

No.	Date	Player, Opponent	W/L	Rec-Yds
	12/5/54	Dooley, at Chi.....	W	5-144
	10/10/54	Hill, vs. BAL.....	W	3-144
	10/12/47	Kavanaugh, vs. PHI.....	W	2-144
59.	12/26/99	Engram, at STL.....	L	13-143
60.	10/11/98	Engram, at ARZ.....	L	5-142
	10/10/77	Scott, vs. Rams.....	W	2-142
	12/13/70	Farmer, vs. GB.....	W	9-142
	10/28/56	Hill, at SF.....	W	7-142
64.	10/7/02	Booker, vs. GB.....	L	12-141
	10/29/72	Farmer, at STL.....	W	5-141
	10/13/46	McLean, vs. Rams.....	T	6-141
67.	12/6/98	Engram, at MIN.....	L	9-140
	10/4/81	Margerum, at MIN.....	L	10-140
	10/19/80	Scott, vs. DET.....	W	3-140
	9/26/54	Hill, at DET.....	L	4-140
71.	11/10/13	Marshall, vs. DET.....	L	7-139
	10/10/71	Gordon, vs. NO.....	W	8-139
73.	10/1/12	Marshall, at DAL.....	W	7-138
	11/18/45	Kavanaugh, vs. DET.....	L	6-138
75.	10/22/95	Graham, vs. HOU.....	W	9-137
	12/11/49	Kavanaugh, vs. Chi.....	W	6-137
77.	10/12/14	Jeffery, at ATL.....	W	5-136
	10/17/99	Robinson, vs. PHI.....	L	4-136
	10/23/94	Graham, at DET.....	L	7-136
	12/23/91	Davis, at SF.....	L	6-136
81.	12/24/16	Meredith, vs. WAS.....	L	9-135
	11/16/14	Jeffery, vs. MIN.....	W	11-135
	9/20/64	J. Morris, at MIN.....	W	10-135
84.	9/28/14	Bennett, vs. GB.....	L	9-134
	11/14/99	Booker, vs. MIN.....	L	7-134
86.	11/16/87	Gault, at DEN.....	L	5-133
	9/19/85	McKinnon, at MIN.....	W	4-133
	11/18/62	Ditka, at DAL.....	W	7-133
	10/17/54	Dooley, vs. SF.....	L	6-133
90.	11/9/97	Proehl, at MIN.....	L	9-132
	10/14/62	Ditka, vs. SF.....	L	8-132
92.	10/9/16	Meredith, at IND.....	L	9-130
	9/25/83	Gault, at BAL.....	L+	5-130
	9/23/61	Ditka, at Rams.....	W	5-130
95.	12/4/83	Gault, at GB.....	L	4-129
	10/1/50	Keane, at GB.....	L	8-129
	11/2/47	Kavanaugh, at Bos.....	W	8-129
98.	12/19/71	Farmer, vs. MIN.....	L	7-128
	11/25/62	Coia, at BAL.....	W	6-128
100.	10/16/49	Keane, vs. PHI.....	W	8-127
101.	9/12/04	Terrell, vs. DET.....	L	5-126
	10/1/00	Robinson, at GB.....	W	2-126
	9/22/96	Conway, at DET.....	L	8-126
	11/12/95	Conway, at GB.....	L	6-126
	12/7/80	Watts, vs. CHI.....	W	4-126
	10/4/42	McLean, at CRams.....	W	5-126
107.	11/27/16	Wilson, vs. TEN.....	L	8-125
	12/17/06	Clark, vs. TB.....	W+	7-125
109.	9/21/08	Lloyd, vs. TB.....	L+	6-124
	9/22/63	Ditka, at MIN.....	W	8-124

# ALL-TIME 100-YARD RECEIVING GAMES



No.	Date	Player, Opponent	W/L	Rec-Yds	No.	Date	Player, Opponent	W/L	Rec-Yds
	10/9/60	J. Morris, vs. Rams.....	W.....	3-123		10/8/78	Scott, at GB.....	L.....	9-113
112.	11/12/06	Muhammad, at NYG.....	W.....	7-123		10/2/77	Rather, vs. NO.....	L.....	6-113
	9/27/98	Engram, vs. MIN.....	L.....	6-123		12/12/65	Jones, vs. SF.....	W.....	3-113
	12/7/75	Rather, vs. DET.....	W.....	4-123		11/13/55	Hill, vs. Rams.....	W.....	3-113
	11/14/65	J. Morris, vs. STL.....	W.....	5-123		10/3/43	Geyer, at DET.....	W.....	3-113
	11/19/61	J. Morris, at SF.....	L.....	4-123	170.	11/9/14	Marshall, at GB.....	L.....	8-112
	11/23/58	McColl, at NYG.....	W.....	6-123		9/29/74	Wade, at MIN.....	L.....	6-112
118.	11/4/12	Marshall, at TEN.....	W.....	9-122		12/2/62	J. Morris, vs. NYG.....	L.....	6-112
	10/14/62	J. Morris, vs. SF.....	L.....	4-122	173.	10/2/16	Royal, vs. DET.....	W.....	7-111
	10/19/47	Keane, vs. DET.....	W.....	6-122		12/8/96	Timpson, vs. STL.....	W.....	6-111
121.	11/21/99	Engram, at SD.....	W.....	8-121		10/13/96	Conway, at NO.....	L.....	7-111
	11/18/56	Hill, vs. Rams.....	W.....	5-121		11/5/95	Graham, vs. PIT.....	L.....	5-111
	11/11/56	Hill, vs. GB.....	W.....	4-121		10/22/95	Conway, vs. HOU.....	W.....	3-111
124.	10/17/10	Knox, vs. SEA.....	L.....	5-120		11/3/57	Hill, at Rams.....	W.....	4-111
	11/12/09	Forté, at SF.....	L.....	8-120	179.	12/18/16	Thompson, vs. GB.....	L.....	8-110
	12/22/96	Conway, at TB.....	L.....	9-120		9/3/95	Conway, vs. MIN.....	W.....	5-110
	10/8/61	Ditka, at DET.....	W.....	5-120		10/15/89	Gentry, vs. HOU.....	L.....	6-110
128.	9/9/12	Marshall, vs. IND.....	W.....	9-119		10/13/63	Ditka, at Rams.....	W.....	9-110
	10/29/78	Payton, vs. DET.....	L.....	7-119		11/7/54	Hoffman, vs. GB.....	W.....	9-110
	12/20/70	Gordon, at NO.....	W.....	9-119		10/24/54	McColl, at Rams.....	L.....	8-110
	12/13/53	Dooley, vs. Chi.....	L.....	8-119		11/19/39	Manske, vs. PHI.....	W.....	2-110
132.	9/24/06	Muhammad, at MIN.....	W.....	9-118	186.	11/15/15	Langford, at STL.....	W.....	7-109
	11/16/97	Proehl, vs. NYJ.....	L.....	11-118		11/27/14	Bennett, at DET.....	L.....	8-109
	11/29/42	Pool, vs. CRams.....	W.....	2-118		12/30/12	E. Bennett, at DET.....	W.....	5-109
135.	11/24/13	Marshall, vs. STL.....	L.....	10-117		12/14/97	Conway, at STL.....	W.....	7-109
	9/18/11	Forté, at NO.....	L.....	10-117		11/19/95	Graham, vs. DET.....	L.....	5-109
	12/5/54	Hill, at Chi.....	W.....	6-117		10/4/64	J. Morris, at SF.....	L.....	7-109
	11/14/54	Hill, vs. CLE.....	L.....	3-117		11/28/54	Hill, vs. Rams.....	W.....	6-109
	12/13/53	Hensley, vs. Chi.....	L.....	4-117		11/29/42	McLean, vs. CRams.....	W.....	4-109
	10/23/38	Manske, vs. CRams.....	L.....	6-117	194.	10/1/06	Berrian, vs. SEA.....	W.....	3-108
141.	11/1/15	Jeffery, vs. MIN.....	L.....	10-116		11/12/95	Graham, at GB.....	L.....	7-108
	10/3/04	Terrell, vs. PHI.....	L.....	9-116		12/6/69	Gordon, at SF.....	L.....	10-108
	11/13/88	Gentry, at WAS.....	W.....	5-116	197.	12/13/15	Jeffery, vs. WAS.....	L.....	6-107
	11/9/86	Gault, at TB.....	W.....	4-116		11/15/15	Miller, at STL.....	W.....	5-107
	9/15/74	Wade, vs. DET.....	W.....	2-116		11/4/13	Marshall, at GB.....	W.....	7-107
	9/25/65	J. Morris, at Rams.....	L.....	7-116		9/29/13	Jeffery, at DET.....	L.....	5-107
	10/17/54	Hill, vs. SF.....	L.....	4-116		11/11/12	Marshall, vs. HOU.....	L.....	8-107
148.	12/7/03	Booker, at GB.....	L.....	5-115		12/30/01	Bates, at DET.....	W.....	4-107
	12/30/01	Booker, at DET.....	W.....	9-115		9/3/95	Graham, vs. MIN.....	W.....	8-107
	12/7/97	Conway, vs. BUF.....	W.....	7-115		9/28/81	Payton, vs. Rams.....	L.....	4-107
	9/11/83	Payton, vs. TB.....	W.....	6-115		11/24/77	Payton, at DET.....	W.....	4-107
	9/26/71	Gordon, at MIN.....	W.....	10-115		11/22/70	Gordon, vs. BUF.....	W.....	6-107
	10/9/60	Dewveall, vs. Rams.....	W.....	6-115		11/15/64	J. Morris, at Rams.....	W.....	9-107
	10/19/52	Schroeder, vs. SF.....	L.....	4-115		10/20/63	J. Morris, at SF.....	L.....	6-107
	11/20/49	Kavanaugh, at WAS.....	W.....	4-115		10/22/61	Ditka, vs. SF.....	W.....	4-107
	12/5/37	McDonald, vs. Chi.....	W.....	6-115		9/25/55	Hill, at BAL.....	L.....	5-107
157.	11/10/13	Jeffery, vs. DET.....	L.....	9-114	211.	11/24/02	White, vs. DET.....	W.....	8-106
	10/7/01	Robinson, at ATL.....	W.....	9-114		10/4/98	Penn, vs. DET.....	W.....	6-106
	10/18/92	Waddle, vs. TB.....	W.....	3-114		11/22/92	Davis, vs. GB.....	L.....	8-106
	10/6/85	Moorehead, at TB.....	W.....	8-114		10/6/91	R. Morris, vs. WAS.....	L.....	5-106
	10/13/74	Rather, at ATL.....	L.....	6-114		12/19/88	McKinnon, at MIN.....	L.....	4-106
162.	10/16/16	Meredith, vs. JAX.....	L.....	11-113		11/27/80	Scott, at DET.....	W+	6-106
	10/12/14	Marshall, at ATL.....	W.....	6-113		12/5/76	Scott, at SEA.....	W.....	3-106
	9/15/13	Marshall, vs. MIN.....	W.....	7-113		9/27/64	Ditka, at BAL.....	L.....	6-106



## ALL-TIME 100-YARD RECEIVING GAMES

No.	Date	Player, Opponent	W/L	Rec-Yds
	9/28/52	Schroeder, at GB.....	W.....	7-106
	9/22/40	Swisher, at GB.....	W.....	2-106
221.	9/11/16	Jeffery, at HOU.....	L.....	4-105
	10/5/14	Forté, at CAR.....	L.....	12-105
	9/22/14	Jeffery, at NYJ.....	W.....	8-105
	10/20/13	Jeffery, at WAS.....	L.....	4-105
	11/11/90	Davis, vs. ATL.....	W.....	5-105
	10/22/78	Scott, at TB.....	L.....	5-105
	12/3/67	Gordon, at SF.....	W.....	7-105
	10/8/61	Farrington, at DET.....	W.....	2-105
	11/29/59	Dewveall, at Chi.....	W.....	3-105
230.	12/18/16	Meredith, vs. GB.....	L.....	9-104
	9/8/13	Marshall, vs. CIN.....	W.....	8-104
	12/5/10	E. Bennett, at DET.....	W.....	7-104
	11/26/06	Berrian, at NE.....	L.....	5-104
	9/21/80	Watts, vs. MIN.....	L.....	2-104
	10/21/79	Baschnagel, at MIN.....	L.....	4-104
	10/3/65	Sayers, at GB.....	L.....	5-104
	12/4/60	Coia, at GB.....	L.....	3-104
	11/25/45	Margarita, vs. PIT.....	W.....	6-104
239.	10/3/99	Conway, vs. NO.....	W.....	8-103
	9/18/83	Gault, at NO.....	L+.....	4-103
	12/16/79	Watts, vs. STL.....	W.....	6-103
	11/9/47	Kavanaugh, vs. GB.....	W.....	4-103
243.	11/22/15	Wilson, vs. DEN.....	L.....	4-102
	11/18/07	Berrian, at SEA.....	L.....	9-102
	9/10/06	Muhammad, at GB.....	W.....	6-102
	12/17/95	Graham, vs. TB.....	W.....	5-102
	9/23/91	Waddle, vs. NYJ.....	W+.....	8-102

No.	Date	Player, Opponent	W/L	Rec-Yds
	11/8/87	N. Anderson, at GB.....	W.....	5-102
	12/26/82	Payton, at Rams.....	W.....	5-102
	12/17/61	Ditka, vs. MIN.....	W.....	8-102
	10/27/57	Hill, at SF.....	L.....	5-102
	9/30/56	Hill, at BAL.....	L.....	4-102
	10/26/47	Keane, at WAS.....	W.....	9-102
254.	10/25/09	Hester, at CIN.....	L.....	8-101
	10/6/96	Conway, vs GB.....	L.....	9-101
	12/11/60	Dooley, at CLE.....	L.....	7-101
257.	12/9/13	Marshall, vs. DAL.....	W.....	6-100
	11/30/03	Gage, vs. ARI.....	W.....	4-100
	12/10/00	Kennison, vs. NE.....	W.....	8-100
	10/27/97	Conway, at MIA.....	W.....	6-100
	11/29/92	Waddle, at CLE.....	L.....	4-100
	12/6/69	Wallace, at SF.....	L.....	10-100
	11/26/64	J. Morris, at DET.....	W.....	7-100
	10/21/62	Ditka, vs. BAL.....	W.....	4-100
	11/24/40	Kavanaugh, vs. CRams...W.....		3-100

+Overtime game

## TOP INDIVIDUAL PRO BOWL SELECTIONS

Listed below are all Bears players who have earned at least two Pro Bowl selections. If there are two numbers listed, the first number is number of selections with Chicago, the second is overall Pro Bowl honors.

Name, Pos	Pro Bowls
Mike Singletary, LB	10
Walter Payton, RB	9
Doug Atkins, DE	8
Dick Butkus, LB	8
Bill George, LB	8
Brian Urlacher, LB	8
Lance Briggs, LB	7
Jay Hilgenberg, C	7
Stan Jones, G	7
Olin Kreutz, C	6
Rick Casares, RB	5
Mike Ditka, TE	5
Joe Fortunato, LB	5
Gale Sayers, RB	5
Neal Anderson, RB	4
George Connor, T/LB	4
Richard Dent, DE	4
Dave Duerson, S	4

Name, Pos	Pro Bowls
Dan Hampton, DE/DT	4
Richie Petitbon, DB	4
Ed Sprinkle, DE	4
Fred Williams, DT	4
Julius Peppers, DE	3 8
Dick Barwegan, G	3 4
Mark Carrier, S	3
Wally Chambers, DT	3
Tommie Harris, DT	3
Devin Hester, KR	3
Harlon Hill, WR	3
Kyle Long, G/T	3
Brendon Ayanbadejo, ST	2 3
Wilber Marshall, LB	2 3
Mark Bortz, G	2
Ray Bray, G	2
Ed Brown, QB	2
Jim Covert, T	2

Name, Pos	Pro Bowls
Gary Fencik, S	2
Matt Forté, RB	2
Dick Gordon, WR	2
Jack Hoffman, E	2
Johnny Lujack, QB	2
Brandon Marshall, WR	2 5
Steve McMichael, DT	2
Johnny Morris, FL	2
Charles Tillman, CB	2
Bulldog Turner, C/LB	2
Roosevelt Taylor, DB	2
Tim Jennings, CB	2
Ruben Brown, G	1 9
Erich Barnes, DB	1 6
Ted Washington, DT	1 4
Glyn Milburn, KR	1 2
Bill Wade, QB	1 2
Larry Whigham, S	1 2

# ALL-TIME 100-YARD RECEIVING GAMES



76 receivers in 243 games\*

265 total 100-yard games  
(22 games - see below - have had multiple 100-yard receivers)

11 games have gone into overtime; three have ended in a tie (before OT was adopted).

**TOTAL: 127-112-3 (.531)**

At home: 67-47-1 (.587)

On the road: 60-65-2 (.480)

**TWO 100-YARD RECEIVERS:**

- 11/29/42 vs. CleVR -- McLean, Pool (W)
- 12/11/49 vs. Chi -- Hoffman, Kavanaugh (W)
- 12/13/53 vs. Chi -- Dooley, Hensley (L)
- 10/17/54 vs. SF -- Dooley, Hill (L)
- 12/5/54 at Chi -- Dooley, Hill (W)
- 10/9/60 vs. Rams -- Dewveall, Morris (W)
- 10/8/61 at DET -- Ditka, Farrington (W)
- 10/14/62 vs. SF -- Ditka, Morris (L)
- 11/18/62 at DAL -- Ditka, Morris (W)
- 12/6/69 at SF -- Gordon, Wallace (L)
- 9/19/85 at MIN -- Gault, McKinnon (W)
- 9/3/95 vs. MIN -- Conway, Graham (W)
- 10/22/95 vs. HOU -- Conway, Graham (W)
- 11/12/95 at GB -- Conway, Graham (L)
- 11/14/99 vs. MIN -- Booker, Robinson (L)
- 11/21/99 at SD -- Ingram, Robinson (W)
- 12/30/01 at DET -- Booker, Bates (W)
- 11/24/02 vs. Det -- Booker, White (W)
- 11/10/13 vs. DET -- Marshall, Jeffery (L)
- 10/12/14 at ATL -- Marshall, Jeffery (W)
- 11/15/15 at STL -- Langford, Miller (W)
- 12/18/16 vs. GB -- Meredith, Thompson (L)

**BY MONTH:**

- September 19-20-0 (.487)
- October 34-41-1 (.454)
- November 43-27-2 (.611)
- December 26-21-0 (.553)

**100-YARD PLAYOFF GAMES:**

- 129 - Gault, vs. NE, 1/26/86
- 122 - Magnani, vs. WAS, 12/26/43
- 113 - Olsen, vs. SEA, 1/16/11
- 108 - McKinnon, vs. PHI, 12/31/88
- 105 - Berrian, vs. SEA, 1/14/07
- 104 - Waddle, vs. DAL, 12/29/91

**ON THE ROAD: (five games min.)**

- at Green Bay 6-11 (.353)
- at Detroit 12-8 (.600)
- at Minnesota 6-7 (.462)
- at LA Rams 7-3 (.700)

\*Does not include post-season

**BY RECEIVER:\***

Anderson, Marcus, WR	0-1
Anderson, Neal, RB	1-0
Aromashodu, Devin, WR	1-0
Baschnagel, Brian, WR	0-1
Bates, D'Wayne, WR	1-0
Bennett, Earl, WR	2-0
Bennett, Martellus, TE	0-2
Berrian, Bernard, WR	1-2
Booker, Marty, WR	4-3
Clark, Desmond, TE	1-0
Cola, Angelo, HB	1-1
Conway, Curtis, WR	6-6
Davis, Wendell, WR	1-2
Dewveall, Willard, E	3-0
Ditka, Mike, TE	9-4-1
Dooley, Jim, E	1-4
Ingram, Bobby, WR	1-4
Farmer, George, WR	2-2
Farrington, John, E	1-0
Forté, Matt, RB	1-3
Gage, Justin, WR	1-0
Gallimore, Willie, HB	1-0
Gault, Willie, WR	3-4
Gentry, Dennis, WR	1-1
Geyer, Bill, HB	1-0
Gordon, Dick, WR	6-3
Graham, Jeff, WR	4-5
Hensley, Dick, E	0-1
Hester, Devin, WR	0-1
Hill, Harlon, E	11-7-1
Hoffman, John, E	2-0
Jeffery, Alshon, WR	4-9
Jones, Jimmy, E	1-0
Kavanaugh, Ken, E	7-2
Keane, Jim, E	3-3
Kennison, Eddie, WR	1-0
Knox, Johnny, WR	0-2
Langford, Jeremy, RB	1-0
Lloyd, Brandon, WR	0-1
Manske, Edgar "Eggs", E	1-1
Margarita, Bob, HB	1-0
Margerum, Ken, WR	0-1
Marshall, Brandon, WR	9-6
McAfee, George, HB	0-1
McColl, Bill, E	1-1
McDonald, Lester, E	1-0
McKinnon, Dennis, WR	1-1
McLean, Ray, HB	3-0-1
Meredith, Cameron, WR	0-4
Miller, Zach, TE	1-0
Moorehead, Emery, TE	1-0
Morris, Johnny, WR	8-7
Morris, Ron, WR	0-1
Muhammad, Muhsin, WR	3-0
Ortego, Keith, WR	1-0

Payton, Walter, RB	3-2
Penn, Chris, WR	1-0
Pool, Hampton, E	1-0
Proehl, Ricky, WR	0-3
Rather, Bo, WR	1-2
Robinson, Marcus, WR	4-3
Royal, Eddie, WR	1-0
Sayers, Gale, RB	0-1
Schroeder, Gene, E	1-2
Scott, James, WR	4-2
Stone, Billy, HB	1-0
Swisher, Bob, HB	1-0
Terrell, David, WR	0-2
Thompson, Deonte, WR	0-1
Timpson, Michael, WR	1-0
Waddle, Tom, WR	2-1
Wade, Charles, WR	1-1
Wallace, Bob, E	0-1
Watts, Rickey, WR	3-1
White, Dez, WR	1-0
Wilson, Marquess, WR	0-2

**BY TEAM:\***

Arizona Cardinals	2-1
St. Louis Cardinals	4-0
Chicago Cardinals	4-3
Atlanta Falcons	3-1
Baltimore Colts	5-5
Boston Yanks	2-0
Buffalo Bills	2-0
Carolina Panthers	0-1
Cincinnati Bengals	2-1
Cleveland Browns	0-3
Dallas Cowboys	3-0
Denver Broncos	0-2
Detroit Lions	20-14
Green Bay Packers	11-15
Houston Texans	0-1
Houston Oilers	1-1
Indianapolis Colts	1-0
Jacksonville Jaguars	1-0
Miami Dolphins	1-0
Minnesota Vikings	12-13
New England Patriots	1-1
New Orleans Saints	3-5
New York Giants	1-3-1
New York Jets	2-1
Oakland Raiders	0-1
Philadelphia Eagles	3-3
Pittsburgh Steelers	1-1-1
St. Louis Rams	3-3
Los Angeles Rams	15-6-1
Cleveland Rams	3-1
San Diego Chargers	2-0
San Francisco 49ers	5-10
Seattle Seahawks	2-3
Tampa Bay Buccaneers	7-3
Tennessee Titans	1-0

HISTORY



## ALL-TIME 300-YARD PASSING GAMES

No.	Date	Player, Opponent	W/L	Att-Cmp-Yds
1.	12/11/49	Lujack, vs. Chi	W	39-24-468
2.	11/18/62	Wade, at DAL	W	46-28-466
3.	11/14/43	Luckman, at NYG	W	32-21-433
4.	11/14/99	Miller, vs. MIN	L+	48-34-422
5.	10/9/16	Hoyer, at IND	L	43-33-397
6.	10/12/14	Cutler, at ATL	W	38-26-381
	10/14/07	Griese, vs. MIN	L	45-26-381
8.	9/12/10	Cutler, vs. DET	W	35-23-372
9.	9/27/98	Kramer, vs. MIN	L	39-25-372
10.	11/8/09	Cutler, vs. ARZ	L	47-29-369
11.	12/18/16	Barkley, vs. GB	L	43-30-362
12.	10/17/54	Blanda, vs. SF	L	47-21-359
13.	10/6/13	Cutler, vs. NO	L	33-24-358
14.	11/4/01	Matthews, vs. CLE	W+	50-30-357
	11/21/99	Miller, at SD	W+	38-25-357
15.	10/14/62	Wade, vs. MIN	L	34-18-356
16.	12/1/13	McCown, at MIN	L+	36-23-355
	12/17/61	Wade, vs. MIN	W	34-23-355
18.	11/16/97	Kramer, vs. NYJ	L	60-32-354
19.	10/18/15	Cutler, at DET+	L	41-26-353
	10/7/02	Miller, vs. GB	L	49-27-353
21.	11/24/13	McCown, at STL	L	47-36-352
22.	9/7/14	Cutler, vs. BUF	L+	49-34-349
	10/22/95	Kramer, vs. HOU	W	41-24-349
24.	12/9/13	McCown, vs. DAL	W	36-27-348
25.	12/12/65	Bukich, vs. SF	W	32-16-347
26.	11/9/15	Cutler, at SD	W	40-27-345
27.	10/27/97	Kramer, at MIA	W+	50-32-343
28.	10/19/47	Luckman, vs. DET	W	26-18-342
29.	12/4/14	Cutler, vs. DAL	L	46-32-341
	9/20/64	Wade, at MIN	W	31-23-341
31.	12/17/06	Grossman, vs. TB	W+	44-29-339
32.	10/24/54	Blanda, at Rams	L	46-28-338
	12/13/70	Concannon, vs. GB	W	34-21-338
34.	11/19/67	Concannon, vs. STL	W	24-11-336
	10/16/83	Evans, at DET	L	45-28-336
36.	10/5/08	Orton, at DET	W	34-24-334
	10/25/53	Blanda, at Rams	L	47-23-334

No.	Date	Player, Opponent	W/L	Att-Cmp-Yds
38.	9/9/12	Cutler, vs. IND	W	35-21-333
	10/9/60	Brown, vs. Rams	W	21-13-333
40.	10/29/50	Lujack, at NYyanks	L	39-20-331
41.	11/16/14	Cutler, vs. MIN	W	43-31-330
	10/8/61	Wade, at DET	W	25-13-330
43.	11/25/62	Wade, at BAL	W	32-23-328
44.	12/24/16	Barkley, vs. WAS	L	40-24-323
	10/11/59	Brown, vs. Rams	L	29-14-323
	11/19/61	Wade, at SF	L	34-18-323
47.	10/21/07	Griese, at PHI	W	41-27-322
48.	10/25/64	Wade, at WAS	L	57-33-321
49.	10/23/49	Lujack, at NYG	L	52-29-319
50.	11/12/95	Kramer, at GB	L	38-23-318
	10/21/62	Wade, vs. BAL	W	26-13-318
52.	9/25/16	Hoyer, at DAL	L	49-30-317
	9/29/13	Cutler, at DET	L	47-27-317
	9/24/95	Kramer, at STL	L	38-27-317
55.	11/27/16	Barkley, vs. TEN	L	54-28-316
	12/7/80	Evans, vs. GB	W	22-18-316
57.	12/13/15	Cutler, vs. WAS	L	31-19-315
58.	10/12/47	Luckman, vs. PHI	W	25-14-314
59.	9/11/11	Cutler, vs. ATL	W	32-22-312
60.	11/16/87	McMahon, at DEN	L	34-21-311
61.	10/23/94	Kramer, at DET	L	48-29-309
62.	11/12/09	Cutler, at SF	L	52-29-307
	10/4/81	Evans, at MIN	L	43-26-307
64.	12/13/53	Blanda, vs. Chi	L	37-20-306
65.	10/18/92	Harbaugh, vs. TB	W	26-13-304
66.	12/6/98	Stenstrom, at MIN	L	42-25-303
	9/23/91	Harbaugh, vs. NYJ	W+	42-28-303
68.	10/2/16	Hoyer, vs. DET	W	36-28-302
	10/16/16	Hoyer, vs. JAX	L	49-30-302
	9/25/11	Cutler, vs. GB	L	37-21-302
	9/24/89	Tomczak, at DET	W	25-15-302
72.	12/6/69	Carter, at SF	L	49-31-301
	12/19/99	McNown, vs. DET	W	36-27-301
74.	10/18/09	Cutler, at ATL	L	43-27-300

+ Overtime game

## 300-YARD BREAKDOWN

QB **Jay Cutler** had three 300-yard passing games in 2015 to extend his franchise total in 300-yard passing games to 16.

### MOST GAMES WITH 300+ PASSING YARDS

Bears Regular Season History

Player	Seasons	Total Gms	Games w/ 300+ Pass Yards (Team Record)
1. Jay Cutler	2009-15	97	16 (6-10)
2. Bill Wade	1961-66	59	9 (6-3)
3. Erik Kramer	1994-98	49	7 (2-5)
4. George Blanda	1949-58	116	4 (0-4)
5. Josh McCown	2011-13	11	3 (1-2)
Vince Evans	1977-83	56	3 (1-2)
Sid Luckman	1939-50	128	3 (3-0)
Jonny Lujack	1948-51	45	3 (1-2)
Jim Miller	1999-2002	33	3 (1-2)



# ALL-TIME 300-YARD PASSING GAMES



75 300-yard passing games

Nine games have gone into OT. None occurred in the playoffs.

**TOTAL: 34-41 (.453)**

At home: 22-19 (.537)

On the road: 12-22 (.353)

**BY DECADE:**

1940-49	4-1	(.800)
1950-59	0-6	(.000)
1960-69	9-4	(.692)
1970-79	1-0	(1.000)
1980-89	2-3	(.400)
1990-99	6-7	(.462)
2000-09	4-5	(.444)
2010-19	8-15	(.348)

**BY MONTH:**

September	6-6	(.500)
October	12-18	(.400)
November	8-9	(.470)
December	8-8	(.500)

23 games have been at Soldier Field:

Evans, 12/7/80 vs. GB (W)
Harbaugh, 9/23/91 vs. NYJ (W)
Harbaugh, 10/18/92 vs. TB (W)
Kramer, 10/22/95 vs. HOU (W)
Kramer, 11/16/97 vs. NYJ (L)
Kramer, 9/27/98 vs. MIN (L)
Miller, 11/14/99 vs. MIN (L)
McNown, 12/19/99 vs. DET (W)
Matthews, 11/4/01 vs. CLE (W)
Grossman, 12/17/06 vs. TB (W)
Griese, 10/14/07 vs. MIN (L)

Cutler, 11/8/09 vs. ARZ (L)
Cutler, 9/12/10 vs. DET (W)
Cutler, 9/11/11 vs. ATL (W)
Cutler, 9/25/11 vs. GB (L)
Cutler, 9/9/12 vs. IND (W)
Cutler, 10/6/13 vs. NO (L)
McNown, 12/9/13 vs. DAL (W)
Cutler, 9/7/14 vs. BUF (L)
Cutler, 11/16/14 vs. MIN (W)
Cutler, 12/4/14 vs. DAL (W)
Cutler, 12/13/15 vs. WAS (L)
Hoyer, 10/2/16 vs. DET (W)
Hoyer, 10/16/16 vs. JAX (L)
Barkley, 11/27/16 vs. TEN (L)
Barkley, 12/18/16 vs. GB (L)
Barkley, 12/24/16 vs. WAS (L)

**BY QUARTERBACK:**

Barkley, Matt	0-3
Blanda, George	0-4
Brown, Ed	1-1
Bukich, Rudy	1-0
Carter, Virgil	0-1
Cutler, Jay	6-10
Concannon, Jack	2-0
Evans, Vince	1-2
Griese, Brian	1-1
Grossman, Rex	1-0
Harbaugh, Jim	2-0
Hoyer, Brian	1-3
Kramer, Erik	2-5
Luckman, Sid	3-0
Lujack, Johnny	1-2
Matthews, Shane	1-0
McCown, Josh	1-2
McMahon, Jim	0-1
McNown, Cade	1-0

Miller, Jim	1-2
Orton, Kyle	1-0
Stenstrom, Steve	0-1
Tomczak, Mike	1-0
Wade, Bill	6-3

**BY TEAM:**

Arizona Cardinals	0-1
St. Louis Cardinals	1-0
Chicago Cardinals	1-1
Atlanta Falcons	2-1
Baltimore Colts	2-0
Buffalo Bills	0-1
Cleveland Browns	1-0
Dallas Cowboys	2-2
Denver Broncos	0-1
Detroit Lions	7-4
Green Bay Packers	2-4
Houston Oilers	1-0
Indianapolis Colts	1-1
Jacksonville Jaguars	0-1
Miami Dolphins	1-0
Minnesota Vikings	3-6
New Orleans Saints	0-1
New York Giants	1-1
New York Jets	1-1
New York Yanks	0-1
Philadelphia Eagles	2-0
San Diego Chargers	2-0
San Francisco 49ers	1-5
St. Louis Rams	0-2
Los Angeles Rams	1-3
Tampa Bay Buccaneers	2-0
Tennessee Titans	0-1
Washington Redskins	0-3

\*Does not include post-season



# ALL-TIME FIRST-ROUND DRAFT PICKS

Yr.	No.	Name (pos)	College
2017	2	Mitchell Trubisky (QB)	North Carolina
2016	9	Leonard Floyd (LB)	Georgia
2015	7	Kevin White (WR)	West Virginia
2014	14	Kyle Fuller (CB)	Virginia Tech
2013	20	Kyle Long (G)	Oregon
2012	19	Shea McClellin (DE)	Boise State
2011	29	Gabe Carimi (T)	Wisconsin
2010	11	(To Denver for QB Jay Cutler)	
2009	18	(To Denver for QB Jay Cutler and 5th round pick)	
2008	14	Chris Williams (T)	Vanderbilt
2007	31	Greg Olsen (TE)	Miami (FL)
2006	26	(To Buffalo for 2nd & 3rd round selections)	
2005	4	Cedric Benson (RB)	Texas
2004	14	Tommie Harris (DT)	Oklahoma
2003a	14	Michael Haynes (DE) (from New England through Buffalo)	Penn State
2003b	22	Rex Grossman (QB) (from New York Jets)	Florida
2002	29	Marc Colombo (OT)	Boston College
2001	8	David Terrell (WR)	Michigan
2000	9	Brian Urlacher (LB)	New Mexico
1999	12	Cade McNown (QB)	UCLA
1998	5	Curtis Enis (RB)	Penn State
1997	11	(To Seattle for QB Rick Mirer and 4th round pick)	
1996	13	Walt Harris (CB)	Miss. St.
1995	21	Rashaan Salaam (RB)	Colorado
1994	11	John Thiery (DE)	Alcorn St.
1993	7	Curtis Conway (WR)	USC
1992	22	Alonzo Spellman (DT)	Ohio State
1991	22	Stan Thomas (T)	Texas
1990	6	Mark Carrier (S)	USC
1989a	11	Donnell Woolford (CB) (from LA Raiders for WR Willie Gault)	Clemson
1989b	12	Trace Armstrong (DE) (from Wash. for LB Wilber Marshall)	Florida
1989c	25	(To Miami for 2nd and 3rd rd picks)	
1988a	23	Brad Muster (FB)	Stanford
1988b	27	Wendell Davis (WR) (from Wash. for LB Wilber Marshall)	LSU
1987	26	Jim Harbaugh (QB)	Michigan
1986	27	Neal Anderson (RB)	Florida
1985	22	William Perry (DT)	Clemson
1984	11	Wilber Marshall (LB)	Florida
1983a	6	Jim Covert (T)	Pittsburgh
1983b	18	Willie Gault (WR) (from Tampa Bay for 1982 2nd rd pick)	Tennessee
1982	5	Jim McMahon (QB)	BYU
1981	11	Keith Van Horne (T)	USC
1980	19	Otis Wilson (LB)	Louisville
1979a	4	Dan Hampton (DT) (from Tampa Bay for DT Wally Chambers)	Arkansas
1979b	9	Al Harris (DE)	Arizona State
1978	20	(To Cleveland for QB Mike Phipps)	
1977	15	Ted Albrecht (T)	California
1976	8	Dennis Lick (T) (from Det. for 1st and 3rd rd picks)	Wisconsin
1975	4	Walter Payton (RB)	Jackson State
1974a	4	Waymond Bryant (LB)	Tennessee St.
1974b	20	Dave Gallagher (DE) (from LA Rams for WR Dick Gordon)	Michigan

Yr.	No.	Name (pos)	College
1973	8	Wally Chambers (DT)	E. Kentucky
1972a	3	Lionel Antoine (T) (from NY Giants for Hyland and McRae)	S. Illinois
1972b	12	Craig Clemons (S)	Iowa
1971	11	Joe Moore (RB)	Missouri
1970	2	(To GB for Caffey, Pitts, and Hyland)	
1969	14	Rufus Mayes (T)	Ohio State
1968	17	Mike Hull (RB)	USC
1967	10	Lloyd Phillips (DE)	Arkansas
1966	12	George Rice (DT)	LSU
1965a	3	Dick Butkus (LB) (from Pit. for '64 2nd and 4th rd picks)	Illinois
1965b	4	Gale Sayers (RB)	Kansas
1965c	6	Steve DeLong (DE) (from WAS for HB Coia and T Williams)	Tennessee
1964	14	Dick Evey (DT)	Tennessee
1963a	10	(To LA Rams for RB Joe Marconi)	
1963b	11	Dave Behrman (C) (from Pit. for QB Ed Brown)	Michigan State
1962	7	Ronnie Bull (RB)	Baylor
1961	5	Mike Ditka (TE)	Pittsburgh
1960	7	Roger Davis (G)	Syracuse
1959	7	Don Clark (HB)	Ohio State
1958	7	Chuck Howley (LB/G)	West Virginia
1957	13	Earl Leggett (DT)	LSU
1956	10	Menan "Tex" Schriewer (E)	Texas
1955	11	Ron Drzewiecki (HB)	Marquette
1954	6	Stan Wallace (HB)	Illinois
1953	6	Billy Anderson (HB)	Compton JC
1952	8	Jim Dooley (FL/HB)	Miami (FL)
1951a	2	Bob Williams (QB) (from New York Yanks)	Notre Dame
1951b	10	Billy Stone (HB) (from disbanded Colts)	Bradley
1951c	16	Gene Schroeder (E)	Virginia
1950a	3	Chuck Hunsinger (HB)	Florida
1950b	10	Fred Morrison (FB)	Ohio State
1949	10	Dick Harris (C)	Texas
1948a	7	Bobby Layne (QB) (from Det. through Pit. for HB Ray Evans)	Texas
1948b	13	Max Baumgardner (E)	Texas
1947a	1	Bob Fenimore (HB) (Bonus choice)	Oklahoma A&M
1947b	11	Don Kindt (HB)	Wisconsin
1946	4	Johnny Lujack (QB)	Notre Dame
1945	7	Don Lund (HB)	Michigan
1944	8	Ray Evans (HB)	Kansas
1943	9	Bob Steuber (HB)	Missouri
1942	10	Frankie Albert (QB)	Stanford
1941a	1	Tom Harmon (HB) (from Phil. for C John Schiechl)	Michigan
1941b	3	Norm Standlee (FB) (from Pit. for QB Billy Patterson)	Stanford
1941c	9	Don Scott (HB)	Ohio State
1940	7	Clyde Turner (C/LB)	Hardin-Simmons
1939a	2	Sid Luckman (QB)	Columbia
1939b	6	Bill Osmanski (FB) (from Pit. for E Edgar "Eggs" Manske)	Holy Cross
1938	10	Joe Gray (HB)	Oregon State
1937	8	Les McDonald (E)	Nebraska
1936	6	Joe Stydahar (T)	West Virginia



## FEELING THE DRAFT

The following list shows the schools from where the most Bears players have been drafted since 1936. Not listed are the schools which have contributed one all-time Bears draftee.

Notre Dame ..... 41	Kansas State ..... 9	George Washington .... 4	Drake ..... 2
Ohio State ..... 30	North Carolina ..... 9	Georgetown ..... 4	Furman ..... 2
Texas ..... 27	Pacific ..... 9	Idaho ..... 4	Gonzaga ..... 2
Oklahoma ..... 26	Texas Tech ..... 9	Jackson State ..... 4	Harvard ..... 2
Stanford ..... 24	Vanderbilt ..... 9	Kansas ..... 4	Howard Payne ..... 2
Northwestern ..... 21	West Virginia ..... 9	New Mexico ..... 4	Indiana State ..... 2
Arkansas ..... 20	Georgia Tech ..... 8	Prairie View A&M ..... 4	Louisiana-Monroe ..... 2
Miami (FL) ..... 20	Houston ..... 8	San Francisco ..... 4	McNeese State ..... 2
Florida ..... 19	Iowa State ..... 8	Tennessee State ..... 4	Memphis ..... 2
Illinois ..... 19	Oregon ..... 8	Utah ..... 4	Miami (OH) ..... 2
Michigan ..... 19	Penn State ..... 8	Virginia ..... 4	MWestern State ..... 2
Baylor ..... 18	Tulane ..... 8	Virginia Military ..... 4	New Hampshire ..... 2
Purdue ..... 18	Villanova ..... 8	Virginia Tech ..... 4	North Carolina A&T ..... 2
Tennessee ..... 18	William & Mary ..... 8	Boise State ..... 3	North Carolina Central ..... 2
Wake Forest ..... 18	Auburn ..... 7	Boston University ..... 3	North Dakota ..... 2
Wisconsin ..... 18	Colorado ..... 7	Bradley ..... 3	Northwest State (LA) .. 2
Georgia ..... 17	Florida A&M ..... 7	Cal St.-LA ..... 3	Princeton ..... 2
LSU ..... 17	Florida State ..... 7	Compton J.C. .... 3	South Carolina State .. 2
Maryland ..... 17	Grambling ..... 7	Delaware ..... 3	Southern Illinois ..... 2
USC ..... 17	Indiana ..... 7	Denver ..... 3	Southwest Louisiana .. 2
TCU ..... 17	Marquette ..... 7	East Texas State ..... 3	Texas Southern ..... 2
California ..... 16	South Carolina ..... 7	Eastern Illinois ..... 3	Texas-Arlington ..... 2
Michigan State ..... 16	Syracuse ..... 7	Holy Cross ..... 3	Trinity (TX) ..... 2
Minnesota ..... 16	Utah State ..... 7	Middle Tenn. St. .... 3	Weber State ..... 2
Nebraska ..... 16	Fresno State ..... 6	Montana ..... 3	Western Michigan ..... 2
UCLA ..... 16	Memphis State ..... 6	North Alabama ..... 3	Xavier (OH) ..... 2
Washington ..... 15	Mississippi State ..... 6	Northern Illinois ..... 3	
Iowa ..... 13	North Carolina State ... 6	San Diego State ..... 3	
Kentucky ..... 13	North Texas State ..... 6	Shurtleff ..... 3	
Texas A&M ..... 13	Pennsylvania ..... 6	South Dakota State ... 3	
Clemson ..... 12	Abilene Christian ..... 5	Southern ..... 3	
Duke ..... 12	Cincinnati ..... 5	Southern Mississippi .. 3	
Missouri ..... 12	Hardin-Simmons ..... 5	Sul Ross ..... 3	
Pittsburgh ..... 12	Louisiana Tech ..... 5	Texas A&I ..... 3	
SMU ..... 12	Louisville ..... 5	Texas-El Paso ..... 3	
Alabama ..... 11	Sam Houston State ..... 5	Trinity (CT) ..... 3	
Arizona State ..... 11	San Jose State ..... 5	West Texas State ..... 3	
Mississippi ..... 11	Santa Clara ..... 5	Arkansas State ..... 2	
Oklahoma State ..... 11	Temple ..... 5	Brown ..... 2	
Oregon State ..... 11	Tulsa ..... 5	Cal Poly-SLO ..... 2	
Arizona ..... 10	Washington State ..... 5	Capital ..... 2	
Rice ..... 10	Yale ..... 5	Case W Reserve ..... 2	
Boston College ..... 9	Army West Point ..... 4	Central Michigan ..... 2	
BYU ..... 9	Colgate ..... 4	Colorado State ..... 2	

## MOST DRAFTEES BY SCHOOL

Year	Rd	Last Player Selected	Pos	College	Number of Players Selected
2001	3	Gandy, Mike	G	Notre Dame	41
2009	5	Freeman, Marcus	LB	Ohio State	30
2009	4	Melton, Henry	DE	Texas	27
2009	3	Iglesias, Juaquin	WR	Oklahoma	26
2007	3	Okwo, Michael	LB	Stanford	24
2016	4	Bush, Deon	DB	Miami (FL)	21
2010	4	Wootton, Corey	DE	Northwestern	21
2008	7	Monk, Marcus	WR	Arkansas	20
2016	3	Bullard, Jonathan	DL	Florida	20
1986	3	Williams, David	WR	Illinois	19
2001	2	Thomas, Anthony	RB	Michigan	19



## BEARS YEAR-BY-YEAR DRAFT PICKS

**1936 (Feb 8)**

1. Stydahar, Joe, T, West Virginia
2. Michaels, Eddie, G, Villanova
3. Roscoe, George, B, Minnesota
4. Allman, Bob, E, Michigan State
5. Oech, Vern, T, Minnesota
6. Christofferson, Ted, B, Washington St.
7. Smith, Dick, T, Minnesota
8. Sylvester, John, E, Rice
9. Fortmann, Dan, G, Colgate

**1937 (Dec 12, 1936)**

1. McDonald, Les, E, Nebraska
2. Stewart, Marv, C, LSU
3. Plasman, Dick, E, Vanderbilt
4. Hammond, Henry, E, SW (KS)
5. Conkright, Bill "Red," C, Oklahoma
6. Bjork, Del, T, Oregon
7. Friedman, J.W "Buck," B, Rice
8. Toth, Steve, B, Northwestern
9. Guepe, Al, B, Marquette
10. Wade, Ed "Red," T, Utah State

**1938 (Dec 12, 1937)**

1. Gray, Joe, HB, Oregon State
2. Famiglietti, Gary, B, Boston University
3. Zarnas, Gust, G, Ohio State
4. Masterson, Bob, E, Miami (FL)
5. Ramsey, Frank, G, Oregon State
6. Sims, Fletcher, B, Georgia Tech
7. Schwarz, Alex, T, San Francisco
8. Weger, John, T, Butler
9. Mickovsky, Ray, B, Case W Reserve
10. Dreher, Fred, E, Denver

**1939 (Dec 8, 1938)**

- 1a. Luckman, Sid, QB, Columbia (from Pit)
- 1b. Osmanski, Bill, FB, Holy Cross
2. Wysocki, John, E, Villanova
3. Delaney, Joe, T, Holy Cross
4. Choice to Brooklyn
5. Heileman, Charlie, E, Iowa State
6. Dannies, Bob, C, Pittsburgh
7. Bray, Ray, G, Western Michigan
8. Wood, Walt, B, Tennessee
9. Braga, Al, B, San Francisco
10. Roise, Hal, B, Idaho
11. Bock, Ed, G, Iowa State
12. Stoffa, Anton, B, Luther
13. Volfts, Bob, T, Northwestern
14. Armstrong, Ken, T, Tarkio
15. Masters, Raphael, E, Newberry
16. Sherman, Solly, B, Chicago
17. Simonich, Ed, B, Notre Dame
18. Vogeler, George, C, Oklahoma State
19. Forte, Aldo, T, Montana
20. Kircher, Everett, B, Iowa State

**1940 (Dec 9, 1939)**

1. Turner, Clyde "Bulldog," C/LB,

## Hardin-Simmons

2. Kavanaugh, Ken, E, LSU
3. Kolman, Ed, T, Temple
4. Woudenberg, John, T, Denver
5. Akin, Leonard, G, Baylor
6. Fordham, Jim, B, Georgia
7. Pool, Hampton, G, Stanford
8. Pace, Tom, B, Utah
9. Artoe, Lee, T, California
10. McCubbin, Bill, E, Kentucky
11. Clark, Harry, B, West Virginia
12. Crisci, Frank, T, Case W Reserve
13. Barnes, Sherm, E, Baylor
14. Christianson, Al, B, Knox
15. White, Wilbur, T, Bradley
16. Schlosser, Ralph, C, Gonzaga
17. Popov, John, B, Cincinnati
18. Bussey, Young, B, LSU
19. McLean, Ray, B, St. Anselm
20. Kichefski, Walt, E, Miami (FL)

**1941 (Dec 19, 1940)**

1. Harmon, Tom, HB, Michigan
2. Standlee, Norm, FB, Stanford
3. Scott, Don, HB, Ohio State
4. Gallarneau, Hugh, B, Stanford
5. O'Rourke, Charley, B, Boston College
6. O'Boyle, Tommy, G, Tulane
7. Federovich, John "Ace," T, Davis & Elkins
8. Hartman, Fred, T, Rice
9. Rankin, Dave, E, Purdue
10. Matuza, Al, C, Georgetown
11. Laher, Hal, G, Oklahoma
12. LaLanne, Jim, B, North Carolina
13. Hardin, Jim, E, Kentucky
14. Morrow, Bob, E, Illinois Wesleyan
15. Johnson, Jim, B, Santa Clara
16. Martin, Johnny, B, Oklahoma
17. Mulkey, Jack, E, Fresno State
18. Osterman, Bob, C, Notre Dame
19. Glenn, B, Eastern Illinois
20. Hahnstein, Ollie, B, Northwestern

**1942 (Dec 22, 1941)**

1. Albert, Frankie, QB, Stanford
2. Boratyn, Joe, B, Holy Cross
3. Ruby, Martin, T, Texas A&M
4. Burrus, H.C., E, Hardin-Simmons
5. Jeffries, Bob, G, Missouri
6. Maznicki, Frank, B, Boston College
7. Petty, John, B, Purdue
8. Mullins, Noah "Moon," B, Kentucky
9. Geyer, Bill, B, Colgate
10. Daniell, Jim, T, Ohio State
11. Hunt, Jack, B, Marshall
12. Gude, Henry, C, Vanderbilt
13. Krutulis, Joe, E, Miami (FL)
14. Abel, George, G, Nebraska
15. Edmiston, Don, T, Tennessee
16. Rast, Holt, E, Alabama
17. Jones, Edgar, B, Pittsburgh

18. Tessendorf, Bill, T, Gonzaga
19. Kissell, Adolph, B, Boston College
20. Clarkson, Stu, C, Texas A&I

**1943 (Apr 8)**

1. Steuber, Bob, HB, Missouri
2. Evans, Fred, HB, Notre Dame
3. Stramm, Ed, T, Stanford
4. Palmer, Derrell, T, TCU
5. Vucinich, Milt, C, Stanford
6. Beals, Alyn, E, Santa Clara
7. Jurkovich, Jim, HB, California
8. Lamb, W.G. "Dub," E, Oklahoma
9. Hammett, Ray, QB, Stanford
10. Zikmund, Al, HB, Nebraska
11. Wood, Clark, T, Kentucky
12. Arms, Loyd, T, Oklahoma State
13. Sturdy, Lyle, FB, Wichita State
14. Tomlinson, Buddy, T, Hardin-Simmons
15. Preston, Pat, T, Wake Forest
16. Norberg, Hank, E, Stanford
17. Lyons, Pat, E, Wisconsin
18. Butler, Marion, HB, Clemson
19. Santucci, Al, C, Santa Clara
20. Johnson, Orville, G, SMU
21. Boudreau, Wally, HB, Boston College
22. Baumann, Bob, T, Wisconsin
23. Holscher, Elwood, C, Shurtleff
24. Keller, Ben, G, Duquesne
25. Block, Charley, E, Shurtleff
26. Brannon, Ted, T, Rice
27. Wayne, Lou, E, Texas
28. Creevy, Dick, HB, Notre Dame
29. Buffington, Bill, HB, Purdue
30. Peterson, Woody, FB, Utah

**1944 (Apr 19)**

1. Evans, Ray, B, Kansas
2. Smeja, Rudy, E, Michigan
3. Croft, Abe, E, SMU
4. Stanley, C.B., T, Tulsa
5. Seeley, Darwin, C, Stanford
6. Fawcett, Randall, B, Stanford
7. Morton, Jack, E, Missouri
8. Starford, Bill, C, Wake Forest
9. Houston, Lin, G, Ohio State
10. Moore, J.P., B, Vanderbilt
11. Duffey, Bill, E, Georgetown
12. Hartley, Joe, T, LSU
13. Milner, Bill, G, Duke
14. Hirsch, Ed, B, Northwestern
15. Ryckeley, Ed, E/C, Georgia Tech
16. Plasman, Howdy, B, Miami (FL)
17. French, Barry, T, Purdue
18. Taylor, Paul, B, USC
19. Margarita, Hank, B, Brown
20. Davis, Ed, B, Oklahoma
21. Jamison, Dick, T, USC
22. Bortka, Jack, B, Kansas State
23. Ruskusky, Roy, E, St. Mary's (CA)
24. Franck, Harry, B, Northwestern
25. McKewan, Jack, T, Alabama
26. Mitchell, Charley, B, Tulsa
27. Boyle, Pat, G, Wisconsin



28. Pepper, Bernie, T, Missouri
29. Vogt, Karl, T, Villanova
30. Endres, Bob, G, Colgate

**1945 (Apr 6)**

1. Lund, Don, B, Michigan
2. Allen, Charley, B, SMU
3. Masterson, Forest, C, Iowa
4. Shaw, Wayne, B, SMU
5. Burgeis, Glen, T, Tulsa
6. O'Brien, Pat, T, Purdue
7. Mayther, Bill, C, Oregon
8. Poe, Bill, B, Clemson
9. Avery, Chuck, B, Minnesota
10. Boyd, Jack, B, UCLA
11. Ellsworth, Ralph, B, Texas
12. Mattioli, Frank, G, Pittsburgh
13. Gibson, Merle, E, TCU
14. Creevey, John, B, Notre Dame
15. Sacrinty, Nick, B, Wake Forest
16. Keane, Jim, C, Iowa
17. Niedziela, Bruno, T, Iowa
18. Williams, Broughton, E, Florida
19. Stickel, Walt, T, Pennsylvania
20. Livingston, Bob, B, Notre Dame
21. Vargon, Mike, E, Kansas State
22. Wright, Charley, G, Iowa State
23. Green, Jack, G, Alabama
24. Gambino, Lu, B, Indiana
25. Jones, Ray, B, Texas
26. Hary, Bob, B, Minnesota
27. Forkovich, Nick, B, William & Mary
28. Robinson, Don, B, Michigan
29. Johnston, Wayne, B, Marquette
30. Groves, George, C, Marquette

**1946 (Jan 14)**

1. Lujack, Johnny, QB, Notre Dame
2. Rykovich, Julie, B, Illinois
3. Broyles, Frank, QB, Georgia Tech
4. Knotts, Ernie, G, Duke
5. Schneider, Don, B, Pennsylvania
6. Scruggs, Ted, E, Rice
7. Beard, Wendell, T, California
8. Ziegler, John, B, Colorado
9. Dropo, Walt, E, Connecticut
10. Harris, Bill, C, Auburn
11. Allen, Eddie, B, Pennsylvania
12. Bauman, Frank, E, Illinois
13. Nostrum, Reed, T, Utah
14. Chatterton, Dick, B, BYU
15. Timko, Johnny, C, Temple
16. Hazelwood, Ted, T, North Carolina
17. Johnson, Dick, C, Baylor
18. Boettcher, Art, B, Shurtleff
19. Gallagher, Tom, B, Illinois
20. Adams, Johnny, B, Denver
21. Widseth, Dean, T, Bermidji State
22. Kochins, George, T, Bucknell
23. Hoisch, Al, B, Stanford
24. Grigich, Visco, E, Santa Clara
25. Richards, Allen, B, Cincinnati
26. Tunstill, Jess, B, Kentucky
27. Smock, Ken, B, Purdue
28. Weldon, Howard, G, North Carolina
29. Cook, Johnny, B, Georgia

30. Franck, Harry, B, Northwestern

**1947 (Dec 16, 1946)**

- 1a. Fenimore, Bob, HB, Oklahoma State (Bonus choice)
- 1b. Kindt, Don, HB, Wisconsin
2. Minini, Frank, FB, San Jose State
- 3a. Canady, Jim, HB, Texas
- 3b. Merriman, Lloyd, B, Stanford (from Chicago Cards)
- 4a. Wetz, Harlan, T, Texas
- 4b. Stephens, Roger, B, Cincinnati (from Philadelphia)
5. Moseley, Reid, E, Georgia
6. Smith, H.A., E, Mississippi
7. Eddleman, Dwight, HB, Illinois
8. Tucker, Arnold, QB, Army
9. Hatch, Larry, HB, Washington
10. Adamle, Tony, C, Ohio State
11. Fritz, Emil, G, Maryland
12. Turner, Jim, T, California
13. Goodall, Wayne, E, Oklahoma City
14. Gagne, Verne, E, Minnesota
15. Dreyer, Wally, HB, Wisconsin
16. Pupa, Walt, FB, North Carolina
17. McLellan, John, T, Montana State
18. Cromer, Bill, FB, Texas
19. Reader, Russ, HB, Michigan State
20. Batchelor, Jim, B, East Texas State
21. Lawler, Allen, HB, Texas
22. Berlin, Gordon, C, Washington
23. Cunningham, John, E, California
24. Morris, Max, B, Northwestern
25. Morris, Bill, E, Oklahoma
26. Baumgardner, Joe Bill, HB, Texas
27. McCarthy, Jerry, E, Pennsylvania
28. Pierce, Jack, HB, Illinois
29. Ehlers, Ed, HB, Purdue

**1948 (Dec 19, 1947)**

- 1a. Layne, Bobby, QB, Texas (from Pittsburgh)
- 1b. Bumgardner, Max, E, Texas
2. Garrett, Dub, T, Mississippi State
3. Ramsey, Knox, G, William & Mary
4. Brugge, Bob, B, Ohio State
5. Choice to Detroit
6. McWilliams, Tom, B, Army, Miss. State
7. Mills, Malachi, T, Virginia Military
8. Flanagan, Dick, E, Ohio State
9. McDowell, Jim, G, William & Mary
10. Sheehan, Mel, E, Missouri
11. Scott, Dick, C, Navy
12. Cline, Ollie, B, Ohio State
13. Goode, Rob, B, Texas A&M
14. Grimenstein, Clyde, E, Purdue
15. Fallon, John, G, Notre Dame
16. Brown, Ray, B, Virginia
17. Hileman, Bob, C, California
18. Gay, Thurman, T, Oklahoma State
19. Blount, Ralph, E, Texas
20. Boone, JR, B, Tulsa
21. Duncan, Jim, E, Wake Forest

22. Gatewood, Jimmy, B, Georgia
23. Brumm, George, C, Pacific
24. Dietzel, Paul, C, Miami (OH)
25. Clasby, Ed, B, Boston College
26. Hardison, Fred, E, Duke
27. Van Deren, Frank, E, California
28. Pietkiewicz, Al, E, San Francisco
29. Cox, Norm, B, TCU
30. Smith, Truett, B, Mississippi State

**1949 (Dec. 21, 1948)**

1. Harris, Dick, C, Texas
2. Grimes, Billy, B, Oklahoma State
3. O'Quinn, Johnny, E, Wake Forest
4. Bendrick, Ben, B, Wisconsin
5. Hoffman, John, B, Arkansas
6. Krall, Jerry, B, Ohio State
7. Jones, Wally, E, Kentucky
- 8a. Weatherly, Gerry, C, Rice (from Det)
- 8b. Wightkin, Bill, E, Notre Dame
9. Tokarczyk, Dolph, G, Penn
10. Malley, Lee, B, Carson-Newman
11. Tibbler, Jerry, B, Mississippi
12. Blanda, George, QB, Kentucky
13. Talfiafero, George, B, Indiana
14. Kelly, Ernie, G, Texas-El Paso
15. Faverty, Hal, G, Wisconsin
16. Wahl, Al, T, Michigan
17. Corbisiero, John, B, Middlebury
18. Moran, Jim, B, John Carroll
19. Mitten, Bob, G, North Carolina
20. Heck, Bob, B, Pacific
21. Duncan, Jim, E, Duke
22. Bertuzzi, Dick, B, Kansas
23. Kane, Harry, C, Pacific
24. Smith, Bernie, T, Texas-El Paso
25. Marczyk, Stan, T, North Carolina

**1950 (Jan 21-22)**

- 1a. Hunsinger, Chuck, B, Florida (from New York Bulldogs)
- 1b. Morrison, Fred, B, Ohio State
2. Dottley, John "Kayo," B, Mississippi
3. Romanick, Steve, B, Villanova
- 4a. Novak, Tom, C, Nebraska (from PIT)
- 4b. Papaleo, Dorn, G, Boston College
5. Zaleski, Ernie, B, Notre Dame
- 6a. Perricone, Gaspar, B, Northwestern (from New York Giants)
- 6b. Hansen, Wayne, C, UTEP
7. Prather, Rollin, E, Kansas State
8. Nevills, Sam, T, Oregon
- 9a. Reid, Floyd, B, Georgia (from NY Bulldogs)
- 9b. Braznell, Dick, B, Missouri
10. Wahl, Al, T, Michigan
11. Helwig, John, G, Notre Dame
12. Roof, Kenny, B, Oklahoma State
13. Dempsey, Frank, T, Florida
14. Hoyer, Al, G, LSU
15. Glisson, Jimmy, B, Tulane
16. Bradley, Ed, E, Wake Forest
17. Janaszek, Rup, B, Dayton
18. Andrews, Ray, B, Stanford
19. Bye, Billy, B, Minnesota



20. Crawford, Jim, G, Mississippi
21. Angle, Bob, B, Iowa St.
22. Byler, Jim, G, North Carolina State
23. Bingham, Bill, T, Harding
24. Polenske, Walt, B, Pacific
25. Samuels, Perry, B, Texas
26. Sella, George, B, Princeton
27. Davis, Wilton, B, Hardin-Simmons
28. Kenary, Jim, B, Harvard
29. Nadherny, Fred, B, Yale
30. Markert, Allen, T, Minnesota

## 1951 (Jan 18-19)

- 1a. Williams, Bob, QB, Notre Dame (from Baltimore)
- 1b. Stone, Billy, B, Bradley\* (from New York Yanks)
- 1c. Schroeder, Gene, E, Virginia
2. George, Bill, T, Wake Forest
3. White, Wilford, B, Arizona State
- 4a. Moser, Bob, C, Pacific
- 4b. Jelley, Tom, E, Miami (FL) (from New York Giants)
5. Rowland, Brad, B, McMurry
6. Falkenberg, Herb, B, Trinity (TX)
7. Lea, Paul, T, Tulane
8. Mayes, Clair, G, Oklahoma
9. Gregus, Bill, B, Wake Forest
10. Sherrill, J.W., B, Tennessee
11. Hardiman, Tom, B, Georgetown
12. Hairston, Lawrence, T, Nev.-Reno
13. Wright, Charley, B, West Texas State
14. Woods, Bailey, B, Abilene Christian
15. Hall, Sid, C, Pacific
16. Volm, Frank, E, Marquette
17. Dufek, Don, B, Michigan
18. Brown, Chuck, G, Illinois
19. Lisak, Ed, B, Oklahoma
20. Smith, Larry, C, South Carolina
21. Higgins, Larry, B, Fordham
22. Hanson, Bob, G, Montana
23. Hlavac, Rene, T, Neb.-Omaha
24. Dokas, Pete, E, Mansfield
25. Miller, Johnny, B, Northwestern
26. Rogers, Buddy, B, Arkansas
27. Taylor, Jerry, C, Wyoming
28. Campbell, Leon, B, Arkansas\*
29. Justice, John, G, Santa Clara
30. Butler, Charley, E, Geo. Washington

\* Selected from disbanded Baltimore franchise

## 1952 (Jan 17)

1. Dooley, Jim, B, Miami (FL)
2. Macon, Eddie, B, Pacific
3. McColl, Bill, E, Stanford
4. Clark, Herman, T, Oregon State
- 5a. Hoffman, Jack, E, Xavier (OH) (from Pittsburgh)
- 5b. Williams, Fred, T, Arkansas
6. Brown, Ed, QB, San Francisco
7. Fortunato, Joe, B, Mississippi State
- 8a. Bishop, Bill, T, N Texas St. (from PIT)
- 8b. Jurney, Billy, E, Arkansas
9. Cross, Bobby, T, S. F. Austin
10. Choice to Green Bay

11. Miller, Bill, B, Wake Forest
12. Kozar, Andy, B, Tennessee
13. Athan, Rich, B, Northwestern
14. Galloway, Gale, C, Baylor
15. Kazmaier, Dick, B, Princeton
16. Spears, Bob, FB, Yale
17. Carroll, John, T, Houston
18. O'Connell, Tommy, QB, Illinois
19. Reidenbach, Ken, T, Drake
20. Lesane, Jimmy, B, Virginia
21. Daffer, Ted, G, Tennessee
22. Gregory, Dick, B, Minnesota
23. Nestor, Paul, T/E, Maryland
24. Mundinger, Dick, T, Minnesota
25. Stoddard, Bob, T, Utah State
26. McElroy, Bucky, FB, S. Mississippi
27. Reid, Bob, B, Baylor
28. Scioscia, Karney, FB, Maryland
29. Riggs, Teddy, B, Rice
30. Shemonski, Bob, HB, Maryland

## 1953 (Jan 22)

1. Anderson, Billy, B, Compton J.C.
2. Bratkowski, Zeke, QB, Georgia
3. Rowekamp, Bill, B, Army, Missouri
4. Koch, Joe, B, Wake Forest
5. Jones, Stan, T, Maryland
- 6a. DeCarlo, Art, B, Georgia
- 6b. Gilbert, Kline, T, Mississippi (from SF)
- 7a. McElroy, Bucky, B, S. Mississippi (from Washington)
- 7b. Bingham, Don, B, Sul Ross
8. Creamcheck, John, T, William & Mary
9. Ashley, Bruno, T, East Texas State
10. Moore, Jimmy, B, Florida A&M
- 11a. Slowey, Jim, C, Georgetown
- 11b. Charney, Ralph, B, Kentucky (from Pittsburgh)
12. Lawrence, Jim, T, Duke
13. Strickland, Larry, C, North Texas State
14. Carl, Harland, B, Wisconsin
15. Jecha, Ralph, G, Northwestern
16. Hatley, John, T, Sul Ross
17. Beal, Bob, E, California
18. Shirley, Jim, B, Clemson
19. Byrus, Bill, T, Iowa State
20. Mahin, Tom, T, Purdue
21. Martin, Wayne, E, TCU
22. Wood, Wayne, T, Memphis State
23. Mask, Jim, E, Mississippi
24. Hatcher, Paul, C, Arkansas City J.C.
25. Pickard, Clyde, G, Wake Forest
26. Evans, Bob, T, Pennsylvania
27. Wahlin, Marvin, B, Arizona State
28. Caldwell, Jim, T, Tennessee State
29. Lewis, Jack, E, Wake Forest
30. Brehany, Bill, QB, Virginia Military

## 1954 (Jan 28)

1. Wallace, Stan, HB, Illinois
2. Casares, Rick, FB, Florida
3. Meadows, Ed, T, Duke
4. Patera, Fran, B, Notre Dame
5. Griffis, Bob, G, Furman
6. Hudson, John, G, Rice

7. Cecere, Ralph, B, Villanova
8. Garlington, Tom, T, Arkansas
9. Giel, Paul, B, Minnesota
10. Andrews, D.C., E, Hardin-Simmons
11. Wallin, Ron, B, Minnesota
12. Faragalli, Joe, G, Villanova
13. Seaholm, Julius, G, Texas
14. Miller, Ken, FB, Illinois
15. Hill, Harlon, E, N Alabama
16. Lindley, Earl, B, Utah State
17. Woodard, Lou, C, Sam Houston State
18. Moore, McNeil, B, Sam Houston State
19. Lum, Jim, T, Louisiana Tech
20. Ladd, Jim, E, Bowling Green
21. Cleere, Sonny, T, Abilene Christian
22. Sumner, Charlie, B, William & Mary
23. Lee, Herman, T, Florida A&M
24. Jarrett, Bill, B, West Virginia
25. Feamster, Tom, E, Florida State
26. Petroka, Lou, B, Boston University
27. Oniskey, Dick, C, Tenn.-Chattanooga
28. Underwood, P.W., G, Mississippi State

29. Beale, Alvin, QB, Trinity (TX)
30. Haluska, Jim, B, Wisconsin

## 1955 (Jan 27-28)

1. Drzewiecki, Ron, HB, Marquette
2. Watkins, Bobby, HB, Ohio State
3. Choice to Cleveland
4. O'Malley, Joe, E, Georgia
5. Kendall, Leland, T, Oklahoma State
- 6a. Shannon, Dan, E, Notre Dame (from Washington)
- 6b. Mosely, Henry, HB, M. Brown
7. Sturgess, Bruce, HB, William & Mary
8. Verker, Gene, T, North Texas State
9. Lavery, Jim, HB, Scranton
10. Allen, John, E, Arizona State
11. Redfield, Tom, E, Delaware
12. Bratt, Clarence, HB, Wisconsin
13. Cash, Norm, HB, Sul Ross
14. Nickla, Ed, G, Tennessee
15. Smith, J.D., FB, N Carolina A&T
16. Choice to Chicago Cardinals
17. Harrison, Mel, C, Sam Houston State
18. Roach, Claude, G, TCU
19. Jones, Allen, B, Baylor
20. James, Joe, T, Howard Payne
21. Hall, Choyce, C, MWestern State
22. Allison, Carl, B, Oklahoma
23. Barger, Jerry, B, Duke
24. Young, Joe, E, Marquette
25. Dees, Charley, T, Tyler J.C.
26. Jeter, Perry, HB, Cal Poly-SLO
27. Kinley, Joel, G, Tennessee
28. Wright, Charley, E, Pr. View A&M
29. Klein, Dick, T, Iowa
30. Fouts, Jerry, HB, MWestern St.

## 1956 (Nov 29, 1955 & Jan 12, 1956)

1. Schriever, Menan "Tex," E, Texas
2. Brackett, M.L., T, Auburn
3. Choice to Cleveland
4. Mellekas, John, T, Arizona
5. Galimore, Willie, B, Florida A&M



6. Choice to Cleveland
7. Caroline, J.C., B, Illinois
8. Klawitter, Dick, C, South Dakota State
9. Vargo, Ken, C, Ohio State
10. Lucas, Dick, E, Boston College
11. Jankans, John, E, Arizona State
12. Cruze, Buddy, E, Tennessee
13. Grogg, Dick, G, Minnesota
14. Graham, Milt, E, Colgate
15. Fitzgerald, Dick, FB, Notre Dame
16. Brown, Ray, B, Florida
17. Adams, Tom, E, UCLA
18. Payton, Earl, B, Pr. View AGM
19. Smith, John, B, UCLA
20. Maxime, Charley, G, Auburn
21. Waddell, Jimmy, B, ComptOn J.C.
22. Billings, Joe, T, Memphis State
23. Holt, Lou, E, Howard Payne
24. Castete, Jess, B, McNeese State
25. Hentschel, Jerry, T, Sam Houston St.
26. Orr, Don, B, Vanderbilt
27. Buchanan, Waylon, E, E. Texas State
28. Alexander, Bob, B, Trinity (CT)
29. Kriemeyer, Billy, B, Vanderbilt
30. Buckler, Jim, G, Alabama

**1957 (Nov 27, 1956 & Jan 31, 1957)**

1. Leggett, Earl, T, LSU
2. Swink, Jim, B, TCU
3. Knox, Ronnie, QB, UCLA
4. Johnson, Jack, B, Miami (FL)
5. Zucco, Vic, B, Michigan State
6. Dickinson, Bo, B, S. Mississippi
7. DeLuca, Gerry, T, Mid Tennessee St.
- 8a. Ward, Al, B, Yale (from PIT)
- 8b. Kilcullen, Bob, T, Texas Tech
9. Brown, Bill, G, Syracuse
10. Murphy, Bill, E/B, Fresno State
11. Hampton, Roger, B, McNeese State
12. Sorenson, Larry, T, Utah State
13. Williams, Don, B, Texas Tech
14. Schmidt, Bob, B, Memphis State
15. Hosek, Tony, E, West Virginia
16. Heuring, Ed, E, Maryland
17. Heine, Don, E, Murray State
18. Wharton, Al, G, Maryland
19. Hermesen, Lee, B, Marquette
20. Frazier, Al, B, Florida AGM
21. Janes, Jerry, E, LSU
22. Dalzell, Tom, T, Virginia Tech
23. Peroyea, Don, T, SE Louisiana
24. Lutterback, Ken, B, Evansville
25. Ryan, Joe, C, Villanova
26. Harris, Gehrig, B, Grambling
27. Brown, Nick, G, Fresno State
28. Emerson, Tom, G, Oklahoma
29. Caraway, Donnie, B, Houston
30. Wesley, Sam, B, Oregon State

**1958 (Dec 2, 1957 & Jan 28, 1958)**

1. Howley, Chuck, G, West Virginia
2. Dewveall, Willard, E, SMU
- 3a. Cooke, Ed, E, Maryland
- 3b. Healy, Don, T, Maryland (from CLE)
4. Barnes, Erich, B, Purdue

5. Jewett, Bob, E, Michigan State
6. Douglas, Merrill, B, Utah
7. Bentley, Gene, B, Texas Tech
8. Rutsch, Ed, T, George Washington
9. Anderson, Ralph, E, Cal St.-LA
10. Lewis, Aubrey, B, Notre Dame
11. Cinelli, Rocco, T, Wisconsin
12. Morris, Johnny, HB, Cal-Santa Barbara
13. Choice to New York Giants
14. Melnik, Bill, T, Army
15. Harryman, Jim, B, Compton J.C.
16. Pleger, Ken, T, Capital
17. Eaton, Dick, C, Richmond
18. Dupler, Phil, B, Duke
- 19a. Roehnel, Bill, G, Bradley (from CB)
- 19b. Chancey, Bill, E, West Virginia
20. Rutledge, Les, T, Michigan State
21. Miller, Bill, T, NM Highlands
22. Carter, Al, B, Tennessee
23. Daw, Ken, B, Sam Houston State
24. Moon, Russ, T, Virginia Tech
25. Barron, Bob, C, St. Norbert
26. Lyles, Bob, B, Memphis State
27. Napski, Ben, E, Northwestern
28. Main, Wilbur, B, Maryland
29. Hakes, Glen, G, New Mexico
30. Halum, Bobby, QB, Mid Tennessee St.

**1959 (Dec 2, 1958)**

1. Clark, Don, B, Ohio State
2. Pettibon, Richie, QB, Tulane
3. Johnson, Pete, B, Va. Military
4. Choice to LA Rams
5. Adams, John, B, Cal St.-LA
6. Cole, Fred, G, Maryland
7. Tucker, Jim, E, Tenn-Chatt. (from Phil)
- 8a. Clark, Dick, B, Baylor
- 8b. Smith, Willie, T, Michigan (from NYG)
9. Youmans, Maury, T, Syracuse
10. Coronado, Bobby, E, Pacific
11. Gray, Ed, T, N Texas State
12. Rowland, Justin, E, TCU
13. Jones, Gene, B, Rice
14. Robb, Joe, T, TCU
15. LeClerc, Roger, C, Trinity (CT)
16. Redding, Don, T, North Carolina
17. Neal, Willie, B, Jackson State
18. Asbury, Ken, B, Missouri Valley
19. Plain, Chris, T, Stanford
20. Carcatera, Tony, E, Elon
21. Stone, Donnie, B, Arkansas
22. Rubal, Lennie, B, William & Mary
23. Haller, Bob, T, NW Missouri State
24. Spin, Bob, T, Baylor
25. Huhn, Tom, C, St. Joseph's (IN)
26. Kunde, Bob, T, Capital
27. Aveni, John, E, Indiana
28. Williams, Bob, E, Notre Dame
29. Southern, Eddie, E, Texas
30. Jackson, Cliff, B, No. Car. Central

**1960 (Nov 30, 1959)**

1. Davis, Roger, G, Syracuse
2. Choice to Washington

3. Meredith, Don, QB, SMU
4. Martin, Billy, B, Minnesota
5. Norman, Dick, QB, Stanford
6. Kovac, Ed, B, Cincinnati
7. Bivins, Charley, B, Morris Brown
8. Manning, Pete, E, Wake Forest
9. Kirk, Ken, C, Mississippi
10. Choice to Pittsburgh
- 11a. Fanning, Stan, T, Idaho (from PHI)
- 11b. Shaw, Glenn, HB, Kentucky
12. Budrewicz, Tom, T, Brown
13. Spada, Bob, E, Duke
14. Sorey, Jim, T, Texas Southern
15. Lashua, Warren, B, Whitworth
16. Farrington, John, E, Prairie View AGM
17. Hanna, Jim, E, USC
18. King, Claude, B, Houston
19. Roberts, Lloyd, T, Georgia
20. Coia, Angelo, B, USC

**1961 (Dec 27-28, 1960)**

1. Ditka, Mike, E, Pittsburgh
2. Brown, Bill, B, Illinois
3. Gibson, Claude, B, No. Carolina State
4. Ladd, Ernie, T, Grambling
5. Lincoln, Keith, B, Washington State
6. Fleming, George, B, Washington
7. Pyle, Mike, C, Yale
8. Ryan, Ed, B, Michigan State
9. Bethune, Bob, B, Mississippi State
10. Harness, Jason, E, Michigan State
11. Fewell, Sam, T, South Carolina
12. Dyer, Howard, QB, Va. Military
13. McLeod, Bob, E, Abilene Christian
14. Tyrer, Jim, T, Ohio State
15. Linning, Chuck, T, Miami (FL)
16. Frazier, Wayne, C, Auburn
17. Barfield, Rossie, E, No. Car. Central
18. Finn, John, T, Louisville
19. Charles, Ben, QB, South Carolina
20. Mason, Gordon, B, Tennessee Tech

**1962 (Dec 4, 1961)**

1. Bull, Ronnie, B, Baylor
- 2a. Brock, Clyde, T, Utah St. (from PIT)
- 2b. McRae, Bennie, B, Michigan
- 3a. Bates, Jim, E, USC (from DAL)
- 3b. Hull, Bill, E, Wake Forest
4. Cadille, Jim, T, San Jose State
- 5a. Burton, Mac, E, San Jose State (from Washington)
- 5b. Tunncliff, Bill, FB, Michigan
6. Choice to Philadelphia
7. O'Bradovich, Ed, E, Illinois
- 8a. Reynolds, Ed, T, Tulane
- 8b. Onesti, Larry, C, Northwestern (from New York Giants)
9. Winston, Kelton, HB, Wiley
10. Weaver, LeRoy, B, Adams State
11. Robinson, Jerry, HB, Grambling
12. Watts, Bill, T, Miami (FL)
13. Perkowski, Joe, B, Notre Dame
14. Von Sonn, Andy, C, UCLA
15. Martin, Kent, T, Wake Forest
16. Nelson, John, C, Xavier (OH)



17. Glass, Glenn, HB, Tennessee
18. Neck, Tommy, B, LSU
19. Kellum, Bill, T, Tulane
20. Roberts, Jack, T, Ohio State

**1963 (Dec 3, 1962)**

- 1a. Choice to Los Angeles Rams
- 1b. Behrman, Dave, C, Michigan State (from Pittsburgh)
- 2a. Barnett, Steve, T, Oregon (from DAL)
- 2b. Jencks, Bob, E, Miami (OH)
3. Glueck, Larry, DB, Villanova
- 4a. Sanders, Stan, E, Whittier (from SF)
- 4b. Mitchell, Charley, HB, Washington (from Pittsburgh)
- 4c. Choice to Baltimore
5. Choice to San Francisco
- 6a. Johnson, John, T, Indiana (from PIT)
- 6b. Mathieson, Dave, QB, Washington St.
7. Underhill, Paul, B, Missouri
8. Harmon, Dennis, DB, So. Illinois
- 9a. Day, Monte, T, Fresno St. (from DAL)
- 9b. Watson, Dave, LB, Georgia Tech
10. Hoerster, Ed, LB, Notre Dame
11. Tullis, James, DB, Florida A&M
12. Drummond, Dick, B, Geo. Washington
13. Szumczyk, John, FB, Trinity (CT)
14. Banks, Gordon, B, Fisk
15. Dentel, Bob, C/LB, Miami (FL)
16. Caylor, Lowell, DB, Miami (OH)
17. Sisk, John, B, Miami (FL)
18. Slabaugh, Jeff, E, Indiana
19. Yaksick, Bob, DB, Rutgers
20. Gregory, John, E, Bal.-Wallace

**1964 (Dec 2, 1963)**

1. Evey, Dick, T, Tennessee
- 2a. Choice to Pittsburgh
- 2b. Martin, Billy, E, Georgia Tech (from Los Angeles Rams)
- 3c. Crain, Pat, HB, Clemson (from PIT)
3. Blanks, Sid, HB, Texas A&I
- 4a. Budka, Frank, HB, Notre Dame
- 4b. Reilly, Mike, LB, Iowa (from MIN)
5. Conners, Dan, T, Miami (FL)
6. Jones, Jimmy, E, Wisconsin
7. Logan, Chuck, E, Northwestern
8. Rakestraw, Larry, QB, Georgia
9. Wilkinson, Jay, HB, Duke
10. Brown, Mike, B, Delaware
11. Leeuwenberg, Dick, T, Stanford
12. Horton, Bob, FB, Boston University
13. Webb, Cloyd, E, Iowa
14. Francisco, Kent, T, UCLA
15. Burman, George, T, Northwestern
16. Butler, Roderick, HB, E. Illinois
17. Kasapis, Constantinos, T, Iowa
18. Batts, Bob, HB, Texas Southern
19. Whitehead, Jim, T, Georgia
20. Niglio, Dick, FB, Yale

**1965 (Nov 28, 1964)**

- 1a. Butkus, Dick, LB, Illinois (from PIT)
- 1b. Sayers, Gale, HB, Kansas
- 1c. DeLong, Steve, T, Tennessee

- (from Washington)
2. Choice to Cleveland
3. Choice to Cleveland
4. Nance, Jim, FB, Syracuse
5. Choice to Los Angeles Rams
6. Carey, Tony, HB, Notre Dame
- 7a. Gordon, Dick, HB, Michigan State
- 7b. Sutton, Mickey, B, Auburn (from Washington)
8. Schweda, Brian, T, Kansas
9. Ambrusko, Ken, B, Maryland
10. Murphy, Dennis, T, Florida
11. Cornish, Frank, T, Grambling
12. Cox, Steve, T, South Carolina
13. Daniels, Dave, T, Florida A&M
14. Pivec, Dave, E, Notre Dame
15. Robinson, Art, B, Cal St.-LA
16. Pitts, Frank, E, Southern
17. LaFramboise, Tom, QB, Louisville
18. Schwager, Mike, T, Maryland
19. Bobich, Lou, K, Michigan State
20. Kurek, Ralph, FB, Wisconsin

**1966 (Nov 27, 1965)**

1. Rice, George, T, LSU
2. Brown, Charlie, DB, Syracuse
3. Pickens, Bob, T, Nebraska
- 4a. Jackson, Randy, T, Florida (from PIT)
- 4b. Buffone, Doug, LB, Louisville
5. Choice to Minnesota
- 6a. Brewster, Dennis, T, BYU (from Washington)
- 6b. McRae, Franklin, DT, Tennessee State
7. Myer, Ron, QB, South Dakota State
8. McFalls, Doug, DB, Georgia
9. Greenlee, Fritz, E, Arizona
10. Burnett, Bobby, HB, Arkansas
11. Owens, Terry, E, Jacksonville State
12. Page, Wayne, DE, Clemson
13. Becker, Wayne, T, Montana
14. Buckner, Mike, DB, Northwestern
15. Kollman, Jim, G, Oregon
16. Senkbeil, Lynn, LB, Nebraska
17. Gentry, Curtis, DB, Md-E Shore
18. Kines, Charley, T, Michigan
19. Haberer, Roger, HB, Eastern Illinois
20. Sellers, Goldie, HB, Grambling

**1967 (Mar 14)**

1. Phillips, Loyd, DE, Arkansas
2. Jones, Bob, DB, San Diego State
3. Lyle, Gary, HB, George Washington
- 4a. Dodd, Al, DB, N'western St. (LA)
- 4b. Greenlee, Tom, DB, Washington (from Los Angeles Rams)
5. Alford, Bruce, K, TCU
- 6a. Carter, Virgil, QB, BYU
- 6b. Kriewald, Doug, G, West Texas State
7. Truitt, John, E, Indiana State
- 8a. Murphy, Roger, E, Northwestern
- 8b. Griffin, Jerry, LB, SMU
9. Cass, Greg, C, Washington
10. Choice to Washington
11. Mayo, Earl, HB, Morgan State
12. Green, Bruce, E, Midland Lutheran
13. Carstens, Kaye, DB, Nebraska
14. Nesbitt, Lynn, G, Wake Forest

15. Oakes, Terry, DE, Cal St.-SF
16. Rogers, Bill, DB, Weber State
17. Myers, Jack, LB, Western State (CO)

**1968 (Jan 30-31)**

1. Hull, Mike, RB, USC
2. Wallace, Bob, E, Texas-El Paso
- 3a. Hazelton, Major, DB, Florida A&M (from Atlanta)
- 3b. Choice to Dallas
- 4a. Mass, Wayne, T, Clemson
- 4b. Bush, Alan, G, Mississippi (from Los Angeles Rams)
5. Turner, Cecil, FL, Cal Poly-SLO
6. Schmedding, Jim, C, Weber State
7. Holman, Willie, DE, South Carolina St.
8. Bell, Wayne, RB, Lenior-Rhnye
9. Moore, Sam, T, Miss. Valley State
10. Davis, Fred, G, Doane
11. Coady, Rich, TE, Memphis State
12. Vallez, Emilio, LB, New Mexico
13. Dearion, Willie, FL, Pr. View A&M
14. Gargus, Harold, DT, New Mexico State
15. Jaeger, Rich, C, Gustavus
16. Murphy, Jim, K, Utah State
17. Layton, Gene, DT, Colorado State

**1969 (Jan 28-29)**

1. Mayes, Rufus, T, Ohio State
2. Douglass, Bobby, QB, Kansas State
3. Montgomery, Ross, RB, TCU
4. Redmond, Rudy, DB, Pacific
5. Winegardner, Jim, TE, Notre Dame
6. Nicholson, Bill, DE, Stanford
7. Copeland, Ron, FL, UCLA
8. Hubbell, Webb, G, Arkansas
9. Aluise, Joe, RB, Arizona
10. Pearson, Ron, TE/LB, Maryland
11. Campbell, Sam, DT, Iowa State
12. Hale, Dave, DE, Ottawa
13. Quinn, Tom, DB, Notre Dame
14. Ehrig, Ronnie, DB, Texas
15. Coble, Bob, P, Kansas State
16. Stydahar, Dave, G, Purdue
17. Long, Bob, SE, Texas A&M

**1970 (Jan 27-28)**

1. Choice to Green Bay
2. Choice to Dallas
3. Farmer, George, WR, UCLA
- 4a. Larson, Lynn, T, Kansas State
- 4b. Brupbacher, Ross, LB, Texas A&M (from Los Angeles Rams)
5. Choice to New Orleans
- 6a. Cutburth, Bobby, QB, Oklahoma State
- 6b. Curchin, Jeff, T, Florida State (from St. Louis)
7. Choice to Philadelphia
8. Stephenson, Dana, DB, Nebraska
9. Cole, Linzy, WR, TCU
10. Holloway, Glen, G, North Texas State
11. Rose, Ted, TE, N Michigan
12. Davis, Butch, DB, Missouri
13. Gunn, Jimmy, DB, USC
14. Morgan, Jim, WR, Henderson State





15. Abraira, Phil, DB, Florida State
16. Helterbran, Bob, G, North Texas State
17. Brunson, Joe, DT, Furman

**1971 (Jan 28-29)**

1. Moore, Joe, RB, Missouri
- 2a. Harrison, Jim, RB, Missouri (from NO)
- 2b. Ford, Charles, DB, Houston
- 3a. McGee, Tony, DE, Bishop
- 3b. Newton, Bob, T, Nebraska (from Los Angeles Rams)
4. Moore, Jerry, DB, Arkansas
5. Choice to San Francisco
6. Thomas, Earl, TE, Houston (from BUF)
- 7a. Lee, Buddy, QB, LSU
- 7b. Ferris, Dennis, RB, Pittsburgh (from Los Angeles Rams)
8. Weiss, Karl, T, Vanderbilt
9. McClain, Lester, WR, Tennessee
10. Rowden, Larry, LB, Houston
11. Hardy, Cliff, DB, Michigan State
12. Booras, Steve, DE, Mesa J.C.
13. Nicholas, Ed, T, N Carolina State
14. Lewis, Willie, RB, Arizona
15. Maciejowski, Ron, QB, Ohio State
16. Bailey, Sid, DE, Texas-Arlington
17. Garganes, Ray, LB, Millersville

**1972 (Feb 1-2)**

- 1a. Antoine, Lionel, T, Southern Illinois (from New York Giants)
- 1b. Clemons, Craig, DB, Iowa
2. Choice to Philadelphia
3. Musso, Johnny, RB, Alabama
4. Choice to Los Angeles Rams
5. Parsons, Bob, TE, Penn State
- 6a. Pifferini, Bob, LB, UCLA (from CIN)
- 6b. Choice to Green Bay
- 7a. Fassel, Jim, QB, Long Beach State
- 7b. Osborne, Jim, DT, Southern (from Dallas)
8. Wirtz, Ralph, WR, North Dakota State
9. Horton, Larry, DE, Iowa
10. Turnbull, Jack, C, Oregon State
11. Wimberly, Ed, DB, Jackson State
12. Neill, Doug, RB, Texas A&M
13. Rood, Jay, T, South Dakota-S'field
14. Brown, Bob, WR, Rice
15. Lawson, Roger, RB, W Michigan
16. McKinney, Bill, LB, West Texas State
17. Dickinson, LeVerne, DB, Southern

**1973 (Jan 30-31)**

1. Chambers, Wally, DE, E. Kentucky
- 2a. Huff, Gary, QB, Florida State
- 2b. Hrivnak, Gary, DT, Purdue (from DAL)
3. Choice to Detroit
4. Choice to Baltimore
- 5a. Ellis, Allan, DB, UCLA (from PHI)
- 5b. Choice to San Francisco

6. Creaney, Mike, C, Notre Dame
7. Choice to Los Angeles Rams
8. Graham, Conrad, DB, Tennessee
9. Deutsch, Mike, RB, North Dakota
10. Barry, Bill, WR, Mississippi
11. Seigler, Ed, K, Clemson
12. Griffin, Mike, G, Arkansas
13. Cieszkowski, John, RB, Notre Dame
14. Juenger, Dave, WR, Ohio University
15. Rives, Don, LB, Texas Tech
16. Hart, Bill, C, Michigan
17. Roach, Larry, DB, Oklahoma

**1974 (Jan 29-30)**

- 1a. Bryant, Waymond, LB, Tennessee St.
- 1b. Gallagher, Dave, DL, Michigan (from Washington)
2. Choice to New England
- 3a. Wheeler, Wayne, WR, Alabama (from San Diego)
- 3b. Horton, Greg, G/T, Colorado
- 3c. Taylor, Cliff, RB, Memphis State (from New England)
4. Choice to Pittsburgh
5. Choice to Philadelphia
6. Choice to Green Bay
7. Ettinger, Jack, WR, Arkansas
- 8a. Chadwick, Alan, QB, E. Tennessee St.
- 8b. Grandberry, Ken, RB, Washington (from New England)
9. Choice to Miami
10. Choice to Cleveland
11. Hodgins, Norm, DB, LSU
12. Sevy, Jeff, DT, California
13. Barnes, Joe, QB, Texas Tech
14. Vellano, Paul, DT, Maryland
15. Alexander, Oliver, TE, Grambling
16. Geist, Randy, DB, Colorado
17. Holland, Craig, QB, Texas-Arlington

**1975 (Jan 28-29)**

1. Payton, Walter, RB, Jackson State
2. Hartenstine, Mike, DE, Penn State
3. Choice to Baltimore
4. Livers, Virgil, DB, Western Kentucky
- 5a. Choice to Washington
- 5b. Sorey, Revie, G, Illinois (from NO)
- 6a. Avellini, Bob, QB, Maryland
- 6b. Hicks, Tom, LB, Illinois (from Los Angeles Rams)
- 7a. Choice to Batlmore
- 7b. Douthitt, Earl, DB, Iowa (from WAS)
- 8a. Choice to Batlmore through Denver
- 8b. Harris, Joe, LB, Georgia Tech (from New England)
9. Stillwell, Roger, DT, Stanford
- 10a. Choice to Miami
- 10b. Julius, Mike, G, St. Thomas (MN) (from Los Angeles Rams)
11. Dean, Mike, K, Texas
12. Plank, Doug, DB, Ohio State
13. McDaniel, Charles, RB, La. Tech
14. Hartford, Walter, RB, SW Texas State
15. Marcantonio, Steve, WR, Miami (FL)

16. Beckman, Witt, WR, Miami (FL)
17. Harper, Roland, RB, Louisiana Tech

**1976 (Apr 8-9)**

- 1a. Lick, Dennis, T, Wisconsin (from GB)
- 1b. Choice to Detroit
2. Choice to Pittsburgh
- 3a. Baschnagel, Brian, WR, Ohio State (from New England)
- 3b. Choice to Detroit
- 4a. Sciarra, John, DB, UCLA
- 4b. Rhodes, Wayne, DB, Alabama (from Detroit)
5. Choice to Baltimore
- 6a. Jiggetts, Dan, T, Harvard (from CLE)
- 6b. Choice forfeited
7. Muckensturm, Jerry, LB, Arkansas St.
8. Choice to Oakland
9. Choice to Philadelphia
10. Choice to Washington
11. Andersen, Norm, WR, UCLA
12. O'Leary, John, RB, Nebraska
13. Kasowski, Dale, RB, North Dakota
14. Cuie, Ron, RB, Oregon State
15. Meyers, Jerry, DT, Northern Illinois
16. Parker, Ronald, TE, TCU
17. Malham, Mike, LB, Arkansas State

**1977 (May 3-4)**

1. Albrecht, Ted, T, California
2. Spivey, Mike, DB, Colorado
- 3a. Earl, Robin, RB, Washington (from New York Giants)
- 3b. Choice to Miami
4. Choice to Pittsburgh
5. Choice to Oakland
- 6a. Evans, Vince, QB, USC (from TB)
- 6b. Choice to Philadelphia
7. Butler, Gerald, WR, Nicholls St.
8. Choice to New York Jets
9. Buonamici, Nick, DT, Ohio State
10. Breckner, Dennis, DE, Miami (FL)
11. Zelencik, Connie, C, Purdue
12. Irvin, Terry, DB, Jackson State

**1978 (May 2-3)**

1. Choice to LA Rams
2. Choice to San Francisco
3. Shearer, Brad, DT, Texas
4. Choice to Kansas City
5. Choice to Cincinnati
- 6a. Skibinski, John, RB, Purdue (from KC)
- 6b. Ieremia, Mekeli, DE, BYU
7. Jones, Herman, WR, Ohio State
8. Freitas, George, TE, California
9. Martin, Mike, LB, Kentucky
10. Zambiasi, Ben, LB, Georgia
11. Underwood, Walt, DE, USC
12. Sibley, Lew, LB, LSU

**1979 (May 3-4)**

- 1a. Hampton, Dan, DT, Arkansas (from Tampa Bay)
- 1b. Harris, Al, DE, Arizona State
2. Watts, Rickey, WR, Tulsa



3. McClendon, Willie, RB, Georgia
4. Choice to Cincinnati
5. Choice to Dallas
6. Sullivan, John, LB, Illinois
7. Kunz, Lee, LB, Nebraska
8. Moss, Rick, DB, Purdue
9. Heavens, Jerome, RB, Notre Dame
10. Restic, Joe, DB, Notre Dame
11. Wright, Bob, T, Cincinnati
12. Becker, Dave, DB, Iowa

**1980 (Apr 29-30)**

1. Wilson, Otis, LB, Louisville
2. Suhey, Matt, RB, Penn State
3. Choice to Dallas
4. Thompson, Arland, G, Baylor
5. Tabor, Paul, C, Oklahoma
6. Guess, Mike, DB, Ohio State
7. Tolbert, Emanuel, WR, SMU
8. Clark, Randy, G, Northern Illinois
9. Schonert, Turk, QB, Stanford
10. Stephens, Willie, DB, Texas Tech
11. Judge, Chris, DB, TCU
12. Fisher, Robert, TE, SMU

**1981 (Apr 28-29)**

1. Van Horne, Keith, T, USC
- 2a. Singletary, Mike, LB, Baylor (from SF)
- 2b. Choice to San Francisco
3. Margerum, Ken, WR, Stanford
4. Bell, Todd, DB, Ohio State
5. Choice to San Francisco
6. Henderson, Reuben, DB, So. Dak St.
7. Fisher, Jeff, DB, USC
8. Zettek, Scott, DT, Notre Dame
9. Ditta, Frank, G, Baylor
10. Clifford, Tim, QB, Indiana
11. Johnson, Lonnie, RB, Indiana
12. Shupryt, Bob, LB, New Mexico

**1982 (Apr 27-28)**

1. McMahon, Jim, QB, BYU
2. Choice to Tampa Bay
3. Wrightman, Tim, TE, UCLA
4. Gentry, Dennis, RB, Baylor
- 5a. Hartnett, Perry, G, SMU
- 5b. Tabron, Dennis, DB, Duke (from SD)
6. Becker, Kurt, G, Michigan
7. Waechter, Henry, DT, Nebraska
8. Doerger, Jerry, T, Wisconsin
9. Hatchett, Mike, DB, Texas
10. Turner, Joe, DB, USC
11. Boliaux, Guy, LB, Wisconsin
12. Young, Ricky, LB, Oklahoma State

**1983 (Apr 26-27)**

- 1a. Covert, Jim, T, Pittsburgh
- 1b. Gault, Willie, WR, Tennessee (from Tampa Bay)
2. Richardson, Mike, DB, Arizona State
3. Duerson, Dave, DB, Notre Dame
- 4a. Thayer, Tom, C, Notre Dame
- 4b. Dunsmore, Pat, TE, Drake (from SD)
5. Choice to New England
6. Choice to Cleveland
7. Choice to Cleveland

- 8a. Dent, Richard, DE, Tennessee State
- 8b. Bortz, Mark, DT, Iowa (from SD)
- 9a. Fada, Rob, G, Pittsburgh
- 9b. Zavagnin, Mark, LB, Notre Dame (from Cleveland)
10. Hutchison, Anthony, RB, Texas Tech
11. Worthy, Gary, RB, Wilmington
- 12a. Williams, Oliver, WR, Illinois (from SF)
- 12b. Choice to San Diego

**1984 (May 1-2)**

1. Marshall, Wilber, LB, Florida
2. Rivera, Ron, LB, California
3. Humphries, Stefan, G, Michigan
4. Andrews, Tom, G, Louisville
5. Choice to Washington
6. Choice to Dallas
7. Robertson, Nakita, RB, Cent. Arkansas
8. Anderson, Brad, WR, Arizona
- 9a. Choice to San Francisco
- 9b. Casale, Mark, QB, Montclair State (from Cleveland)
- 10a. Vestman, Kurt, TE, Idaho
- 10b. Gayle, Shaun, DB, Ohio State (from Cleveland)
- 11a. Choice to LA Rams
- 11b. Butkus, Mark, DT, Illinois (from CLE)
- 12a. Choice to Miami
- 12b. Jordan, Donald, RB, Houston (from Cleveland)

**1985 (Apr 30 - May 1)**

1. Perry, William, DT, Clemson
2. Phillips, Reggie, DB, SMU
3. Maness, James, WR, TCU
4. Butler, Kevin, K, Georgia
5. Choice to New York Jets
6. Choice to LA Rams
7. Bennett, Charles, DE, SW Louisiana
8. Buxton, Steve, T, Indiana State
9. Sanders, Thomas, RB, Texas A&M
10. Coryatt, Pat, DT, Baylor
11. Morrissey, Jim, LB, Michigan State
12. Choice to San Diego

**1986 (Apr 29-30)**

1. Anderson, Neal, RB, Florida
2. Jackson, Vestee, DB, Washington
3. Williams, David, WR, Illinois
4. Blair, Paul, T, Oklahoma State
5. Barnes, Lew, WR, Oregon
6. Powell, Jeff, RB, Tennessee
7. Jones, Bruce, DB, North Alabama
8. Douglass, Maurice, DB, Kentucky
9. Teltshik, John, P, Texas
10. Hundley, Barton, DB, Kansas State
11. Kozlowski, Glen, WR, BYU
12. Choice to San Diego

**1987 (Apr 28-29)**

1. Harbaugh, Jim, QB, Michigan
2. Morris, Ron, WR, SMU
3. Choice to Cleveland through LA Rams

- for Doug Flutie
- 4a. Smith, Sean, DE, Grambling (from Los Angeles Rams)
- 4b. Choice to LA Raiders
- 5a. Bryan, Steve, DE, Oklahoma (from Houston)
- 5b. Johnson, Will, LB/DE, NE Louisiana
- 6a. Adickes, John, C, Baylor (from Los Angeles Raiders)
- 6b. Choice to Los Angeles Rams
7. Harris, Archie, T, William G & Mary
8. Migliazzo, Paul, LB, Oklahoma
9. Heimuli, Lakei, FB, BYU
10. Chapura, Dick, DT, Missouri
11. Jessie, Tim, RB, Auburn
12. Jeffries, Eric, DB, Texas

**1988 (Apr 24-25)**

- 1a. Muster, Brad, FB, Stanford
- 1b. Davis, Wendell, WR, LSU (from WAS for Wilber Marshall)
2. Jones, Dante, LB, Oklahoma
3. Jarvis, Ralph, DE, Temple
4. Thornton, Jim, TE, Cal. St.-Fullerton
5. Johnson, Troy, LB, Oklahoma
6. Stinson, Lemuell, CB, Texas Tech
7. Rentlie, Caesar, T, Oklahoma
- 8a. Tate, David, S, Colorado (from NE for Doug Flutie)
- 8b. Reed, Harvey, RB, Howard
9. Magee, Rogie, WR, LSU
10. Porter, Joel, T, Baylor
11. Forch, Steve, LB, Nebraska
12. Clark, Greg, LB, Arizona State

**1989 (Apr 23-24)**

- 1a. Woolford, Donnell, DB, Clemson (from LA Raiders for Willie Gault)
- 1b. Armstrong, Trace, DE, Florida (from WAS for Wilber Marshall)
- 1c. (To Miami for Dolphins' 2nd and 3rd-round picks)
- 2a. Roper, John, LB, Texas A&M (from MIA for CHI first-round pick)
- 2b. Zawatson, Dave, T, California
- 3a. Fontenot, Jerry, C, Texas A&M (from MIA for CHI first-round pick)
- 3b. Choice to Philadelphia
- 4a. Paul, Markus, S, Syracuse (from LA Raiders for fourth- and sixth-rounders)
- 4b. Choice to WAS through LA Raiders
- 5a. Green, Mark, RB, Notre Dame (from PHI)
- 5b. Gilbert, Greg, LB, Alabama
6. Choice to LA Raid with CHI fourth for Raiders' fourth
- 7a. Brothers, Richard, S, Arkansas (from PHI)
- 7b. Snyder, Brent, QB, Utah State
- 8a. Woods, Tony, DT, Oklahoma (from PHI)
- 8b. Dyko, Chris, T, Washington State
- 9a. Harper, LaSalle, LB, Arkansas (from PHI)
- 9b. Sanders, Byron, RB, Northwestern



- 10a. Millikan, Todd, TE, Nebraska (from Philadelphia)
- 10b. Simpson, John, WR, Baylor
- 11a. Nelms, Joe, DT, California (from PHI)
- 11b. Streeeter, George, S, Notre Dame
- 12a. Weygand, Freddy, WR, Auburn (from PHI)
- 12b. Phillips, Anthony, G, Oklahoma

**1990 (Apr 22-23)**

- 1. Carrier, Mark, S, USC
- 2a. Washington, Fred, DT, TCU
- 2b. Cox, Ron, LB, Fresno State (from SD in McMahon trade)
- 3a. Ryan, Tim, DT, USC
- 3b. Willis, Peter Tom, QB, Florida State (from Raiders in Willie Gault trade)
- 4. Moss, Tony, WR, LSU
- 5. Chaffey, Pat, FB, Oregon State
- 6. Mangum, John, DB, Alabama
- 7a. Choice to LA Raiders
- 7b. Anderson, Bill, C, Iowa (from Raiders for CHI seventh-round pick)
- 8. Rouse, James, RB, Arkansas
- 9. Bailey, Johnny, RB, Texas A&M
- 10. Price, Terry, DT, Texas A&M
- 11a. White, Brent, DE, Michigan
- 11b. Matusz, Roman, T, Pittsburgh (from Raiders for CHI seventh-round pick)
- 12. Cooney, Anthony, DB, Arkansas

**1991 (Apr 21-22)**

- 1. Thomas, Stan, T, Texas
- 2. Zorich, Chris, DT, Notre Dame
- 3. Gardocki, Chris, P/K, Clemson
- 4. Johnson, Joe, CB, NC State
- 5. Morgan, Anthony, WR, Tennessee
- 6. Lewis, Darren, RB, Texas A&M
- 7. Justin, Paul, QB, Arizona State
- 8. Horton, Larry, DB, Texas A&M
- 9. Stonebreaker, Michael, LB, No. Dame
- 10. Backes, Tom, DE, Oklahoma
- 11. Long, Stacy, G, Clemson
- 12. Cook, John, DT, Washington

**1992 (Apr 26-27)**

- 1. Spellman, Alonzo, DT, Ohio State
- 2. Auzenne, Troy, T, California
- 3. Lincoln, Jeremy, CB, Tennessee
- 4. Furrer, Will, QB, Virginia Tech
- 5. Harrison, Todd, TE, NC State
- 6. Berry, Mark, DB, Texas
- 7. Brown III, John, WR, Houston
- 8. (Choice to NY) on 8/18/91 for Ron Mattes)
- 9. Jurkovic, Mirko, G, Notre Dame
- 10. Fisher, Nikki, FB, Virginia
- 11. Age, Louis, T, SW Louisiana
- 12. Wilson, Chris, LB, Oklahoma

**1993 (Apr 25-26)**

- 1. Conway, Curtis, WR/KR, USC
- 2. Simpson, Carl, DT, Florida State
- 3. Gedney, Chris, TE, Syracuse
- 4a. Choice to Indianapolis for fourth- and sixth-round picks
- 4b. Perry, Todd, G, Kentucky (from CLE in Jay Hilgenberg trade)
- 4c. Baker, Myron, LB, La. Tech (from IND)
- 4d. Fontenot, Al, DE, Baylor (from GB for CHI 5th and 6th from IND)
- 5. (Traded with 6th-round pick to GB for 4th-round)
- 6. Hoffmann, Dave, MLB, Washington
- 7. Johnson, Keshon, CB, Arizona
- 8. (To Seattle for restricted free agent Joe Cain)

**1994 (Apr 24-25)**

- 1. Thierry, John, DE, Alcorn State
- 2. Spears, Marcus, T, NW St. (LA)
- 3. Flanigan, Jim, DT, Notre Dame
- 4. Harris, Raymont, FB, Ohio State
- 5. (from Dallas on 8/17/93 with V. Smith and Minter for Roper, Blackwell, and Paul; traded to Pittsburgh 10/19/93 for Tim Worley)
- 6. Hill, Lloyd, WR, Texas Tech
- 7. Collier, Dennis, S, Colorado

**1995 (Apr 22-23)**

- 1. Salaam, Rashaan, RB, Colorado
- 2a. Riley, Pat, DL, Miami (FL)
- 2b. Sauerbrun, Todd, P, West Virginia (from Miami on 4/4/95 for Trace Armstrong)
- 3a. Harris, Sean, LB, Arizona
- 3b. Pilgrim, Evan, G, BYU (from Miami for Trace Armstrong)
- 4. Jackson, Jack, WR, Florida
- 5. (To Pittsburgh on 4/29/94 for Jeff Graham)
- 6a. Gales, Kenny, CB, Wisconsin
- 6b. Reeves, Carl, DE, North Carolina St. (from Dallas 8/17/93)
- 7. Cox, Jamal, LB, Georgia Tech

**1996 (Apr 20-21)**

- 1a. Harris, Walt, CB, Miss. St. (from STL)
- 1b. (To STL with third- and sixth-round picks for first-round pick)
- 2. Engram, Bobby, WR, Penn St.
- 3. (Traded to STL with CHI first- and sixth-round picks)
- 4. Grasmanis, Paul, DT, Notre Dame
- 5. Villarrial, Chris, C/G, Indiana (PA)
- 6a. Clark, Jon, T Temple
- 6b. (To STL - CHI got pick from DAL in Jim Schwantz trade 8/28/94)
- 7a. Keyes, Marcus, DT, North Alabama
- 7b. Hicks, Michael, RB, So. Car. State (Compensatory pick)

**1997 (Apr 19-20)**

- 1. (To SEA for QB Rick Mirer and 1997 4th round pick)
- 2. Allred, John, TE, USC (From St. Louis for 1997 2nd and 6th round picks)
- 3. Sapp, Bob, G, Washington
- 4a. Austry, Damell, RB, Northwestern (From Seattle in Mirer trade)
- 4b. Robinson, Marcus, WR, So. Carolina
- 5. Hiles, Van, S, Kentucky
- 6a. (To STL in 1997 2nd round pick swap)
- 6b. Swayda, Shawn, DE, Arizona State (Compensatory pick)
- 6c. Parker, Ricky, S, San Diego State (Compensatory pick)
- 6d. Hogans, Richard, LB, Memphis (Compensatory pick)
- 7a. Miano, Mike, DT, SW Mo. State
- 7b. Thomas, Marvin, DE, Memphis (Compensatory pick)

**1998 (Apr 18-19)**

- 1. Enis, Curtis, RB, Penn State
- 2. Parrish, Tony, S, Washington
- 3. Kreutz, Olin, C-G, Washington
- 4. Mayes, Alonzo, TE, Oklahoma State
- 5. (Pick traded to Kansas City for WR Chris Penn)
- 6a. Draft, Chris, LB, Stanford
- 6b. Mannelly, Patrick, T, Duke (Compensatory pick)
- 7a. (Pick traded to Jacksonville for OL Jimmy Herndon)
- 7b. Overhauser, Chad, G, UCLA (Pick from SF for LB Anthony Peterson)
- 7c. Moreno, Moses, QB, Colorado State (Compensatory pick)

**1999 (Apr 17-18)**

- 1a. (To WAS for first-, third-, fourth- and fifth-round picks and a third-round pick in 2000)
- 1b. McNowen Cade, QB, UCLA (from Washington)
- 2a. (To WAS for second- and fifth-round picks)
- 2b. (To OAK with fourth-rounder for second-, third- and fourth-round picks)
- 2c. Davis, Russell, DL, North Carolina (from Oakland)
- 3a. Tucker, Rex, DL, Texas A&M
- 3b. Bates, D'Wayne, WR, Northwestern (from Washington)
- 3c. Booker, Marty, WR, NW Louisiana (from Oakland)
- 4a. Holdman, Warrick, LB, Texas A&M (from Washington)
- 4b. Colvin, Rosevelt, DE, Purdue (from Oakland)
- 5a. (To San Diego in 6/98 for Sean Lee)
- 5b. Wisne, Jerry, OL, Notre Dame (from Washington)
- 5c. Samuel, Khari, LB, UMass



(from Washington)

- 5d. Azumah, Jerry, CB, New Hampshire (from Kansas City)
- 6a. (To Cleveland for sixth- and seventh-round picks)
- 6b. Cook, Rashard, S, USC (from Cleveland)
- 7a. (To Cleveland for two seventh-round picks)
- 7b. (To Green Bay for Glyn Milburn)
- 7c. Sanford, Suleicio, WR, Mid. Tenn. St. (from Cleveland)
- 7d. Finn, Jim, FB, Pennsylvania (from Cleveland)

### 2000 (Apr 15-16)

- 1. Urlacher, Brian, LB, New Mexico
- 2. Brown, Mike, S, Nebraska
- 3a. White, Dez, WR, Georgia Tech
- 3b. Lyman, Dustin, TE, Wake Forest (from Washington)
- 4a. (to STL for fourth-, fifth- and seventh-round picks)
- 4b. Austin, Reggie, CB, Wake Forest (from St. Louis)
- 5a. (to New Orleans for WR Eddie Kennison)
- 5b. (to San Francisco for sixth- and seventh-round picks)
- 6a. Murphy, Frank, RB, Kansas State (from San Francisco)
- 6b. Edinger, Paul, K, Michigan State
- 7a. (to Cleveland with another seventh for three seventh-rounders)
- 7b. (to Tennessee for LB Lemanski Hall)
- 7c. Cotton, James, DE, Ohio State (from Cleveland)
- 7d. (to Miami for P Brent Bartholomew)
- 7e. Green, Michael, S, NW St. (LA) (from Cleveland)

### 2001 (Apr 21-22)

- 1. Terrell, David, WR, Michigan
- 2. Thomas, Anthony, RB, Michigan
- 3. Gandy, Mike, OG, Notre Dame
- 4. Riley, Karon, DE, Minnesota
- 5. Robertson, Bernard, OG, Tulane
- 6. (to SF for DB R.W. McQuarters)
- 7. Capel, John, WR, Florida

### 2002 (Apr 20-21)

- 1. Colombo, Marc, DT, Boston College
- 2. (to Dallas)
- 3a. Williams, Roosevelt, CB, Tuskegee (from Dallas)
- 3b. Metcalf, Terrence, T-G, Mississippi
- 4. Brown, Alex, DE, Florida
- 5a. Gray, Bobby, SS, Louisiana Tech (from Dallas)
- 5b. Knight, Bryan, LB, Pittsburgh
- 6a. Peterson, Adrian, RB, G. Southern (from Miami)
- 6b. Elliott, Jamin, WR, Delaware
- 6c. Fletcher, Bryan, TE, UCLA (Compensatory)
- 7. (to Miami)

### 2003 (Apr 26-27)

- 1a. Haynes, Michael, DE, Penn State (from New England through Buffalo)
- 1b. Grossman, Rex, QB, Florida (from NY Jets)
- 2. Tillman, Charles, CB, La.-Lafayette
- 3. Briggs, Lance, LB, Arizona
- 4a. Johnson, Todd, FS, Florida
- 4b. Scott, Ian, DT, Florida (from NY Jets)
- 5a. Wade, Bobby, WR, Arizona
- 5b. Gage, Justin, WR, Missouri (from Jacksonville)
- 5c. LaFavor, Tron, DT, Florida (Compensatory)
- 6a. Odom, Joe, LB, Purdue (from Miami)
- 6b. Forsey, Brock, RB, Boise State (Compensatory)
- 7. Anderson, Bryan, G, Pittsburgh (Compensatory)

### 2004 (Apr 24-25)

- 1. Harris, Tommie, DT, Oklahoma
- 2. Johnson, Tank, DT, Washington
- 3. Berrian, Bernard, WR, Fresno State
- 4a. Vasher, Nathan, CB, Texas
- 4b. Joe, Leon, LB, Maryland (from SF)
- 5a. Harriott, Claude, DE, Pittsburgh (from San Francisco)
- 5b. Krenzel, Craig, QB, Ohio State
- 6. (to Washington for FB Bryan Johnson)
- 7. Marshall, Alfonso, CB, Miami (FL)

### 2005 (Apr 23-24)

- 1. Benson, Cedric, RB, Texas
- 2. Bradley, Mark, WR, Oklahoma
- 3. (to Miami for DE Adewale Ogunleye)
- 4. Orton, Kyle, QB, Purdue
- 5. Currie, Airese, WR, Clemson
- 6. Harris, Chris, S, Louisiana-Monroe
- 7. Wilson, Roderiques, LB, South Carolina

### 2006 (Apr 29-30)

- 1. (to Buffalo for second and third-round picks)
- 2a. Manning, Danieal, S, Ab. Christian (from Buffalo)
- 2b. Hester, Devin, CB, Miami (FL)
- 3a. Dvoracek, Dusty, DT, Oklahoma (from Buffalo)
- 3b. (to Carolina for CB Ricky Manning, Jr.)
- 4. Williams, Jamar, LB, Arizona State
- 5. Anderson, Mark, DE, Alabama
- 6a. Rannels, J.D., FB, Oklahoma
- 6b. Reed, Tyler, G, Penn State (from Seattle)
- 7. (to Miami for LB Brendon Ayanbadejo)

### 2007 (Apr 28-29)

- 1. Olsen, Greg, TE, Miami (FL)
- 2a. (to San Diego from Washington through NY Jets)
- 2b. Bazuin, Dan, DE, Central Michigan (from SD)
- 2c. (to Green Bay from NY Jets for RB Thomas Jones)
- 3a. Wolfe, Garrett, RB, Northern Illinois

(from SD)

- 3b. Okwo, Michael, LB, Stanford
- 4. Beekman, Josh, G, Boston College
- 5a. Payne, Kevin, S, Louisiana-Monroe (from NY Jets)
- 5b. Graham, Corey, DB, New Hampshire
- 6. (to Washington for S Adam Archuleta)
- 7a. McBride, Trumaine, CB, Mississippi (from SF through CLE)
- 7b. Brant, Aaron, T, Iowa State

### 2008 (Apr 26-27)

- 1. Williams, Chris, OT, Vanderbilt
- 2. Forté, Matt, RB, Tulane
- 3a. Bennett, Earl, WR, Vanderbilt (from San Francisco)
- 3b. (to San Francisco)
- 3c. Harrison, Marcus, DT, Arkansas (from San Diego)
- 4a. (to Miami)
- 4b. Steltz, Craig, S, LSU (from TB)
- 5a. Bowman, Zackary, CB, Nebraska (from Carolina)
- 5b. (to Dallas through Buffalo and Jacksonville)
- 5c. Davis, Kellen, TE, Michigan State (from SEA through JAX and TB)
- 6. (to Tampa Bay)
- 7a. Baldwin, Ervin, DE, Mich. State (from Miami)
- 7b. Adams, Chester, G, Georgia
- 7c. LaRoque, Joey, LB, Oregon State (Compensatory)
- 7d. Barton, Kirk, T, Ohio State (Compensatory)
- 7e. Monk, Marcus, WR, Arkansas (Compensatory)

### 2009 (Apr 26-27)

- 1. (to Denver for QB Jay Cutler)
- 2. (to Seattle)
- 3a. (to Denver for QB Jay Cutler)
- 3b. Gilbert, Jarron, DT, San Jose State (from Seattle)
- 3c. Iglesias, Juaquin, WR, Oklahoma (Compensatory)
- 4a. Melton, Henry, DE, Texas (from Seattle)
- 4b. Moore, D.J., CB, Vanderbilt
- 5a. Knox, Johnny, WR, Ab. Christian (from Denver via Seattle)
- 5b. Freeman, Marcus, LB, Ohio State
- 6a. Afalava, Al, S, Oregon State
- 7a. (to TB for G Dan Bueening)
- 7b. Louis, Lance, TE, San Diego State (Compensatory)
- 7c. Kinder, Derek, WR, Pittsburgh (Compensatory)

### 2010 (Apr 22-24)

- 1. (to Denver for QB Jay Cutler)
- 2. (to Tampa Bay for DE Gaines Adams)
- 3. Wright, Major, S, Florida
- 4. Wootton, Corey, DE, Northwestern
- 5. Moore, Joshua, CB, Kansas State



6. LeFevour, Dan, QB, Central Mich.
7. Webb, J'Marcus, T, West Texas A&M

**2011 (Apr 28-30)**

1. Carimi, Gabe, T, Wisconsin
- 2a. Paea, Stephen, DT, Oregon State
- 2b. (to Washington for 2nd & 4th rd. picks)
3. Conte, Chris, S, California
4. (to Washington)
5. Enderle, Nathan, QB, Idaho
6. Thomas, J.T., LB, West Virginia
7. Unga, Harvey, RB, BYU (selected in 2010 Supplemental Draft)

**2012 (Apr 26-28)**

1. McClellin, Shea, DE, Boise State
2. Jeffery, Alshon, WR, South Carolina
- 3a. (to Miami for WR Brandon Marshall from Carolina)
- 3b. Hardin, Brandon, S, Oregon State
4. Rodriguez, Evan, TE, Temple
5. (to St. Louis)
6. Frey, Isaiah, CB, Nevada
7. McCoy, Greg, CB, TCU

**2013 (Apr 25-27)**

1. Long, Kyle, G, Oregon
2. Bostic, Jonathan, LB, Florida
3. (to Miami for WR Brandon Marshall from Carolina)
4. Greene, Khaseem, LB, Rutgers
- 5a. (to Atlanta for 5b)
- 5b. Mills, Jordan, T, Louisiana Tech
6. Washington, Cornelius, DE, Georgia
7. (to NE for Brian Price from TB)
- 7b. (from Atlanta) Wilson, Marquess, WR, Wash. St.

**2014 (May 8-10)**

1. Fuller, Kyle, CB, Virginia Tech
2. Ferguson, Ego, DT, LSU
3. Sutton, Will, DT, Arizona State
- 4a. Carey, Ka'Deem, RB, Arizona
- 4b. Vereen, Brock, S, Minnesota (from Denver)
5. (to Denver)
- 6a. Fales, David, QB, San Jose State
- 6b. O'Donnell, Pat, P, Miami (FL) (from Tampa Bay for T Gabe Carimi)
- 7a. (to Dallas for TE Dante Rosario)
- 7b. Leno, Charles, T, Boise State (from Denver)

**2015 (April 30 - May 2)**

1. White, Kevin, WR, West Virginia
2. Goldman, Eddie, DT, Florida State
3. Grasu, Hroniss, C, Oregon
4. Langford, Jeremy, RB, Michigan State
- 5a. Amos, Adrian, S, Penn State (from NY Jets for WR Brandon Marshall)
- 5b. (to Denver)
6. Fabuluje, Tayo, G, TCU
7. (to NY Jets for WR Brandon Marshall)

**2016 (April 28-30)**

- 1a. Floyd, Leonard, LB, Georgia (from Tampa Bay)
- 1b. (to Tampa Bay)
- 2a. (to Buffalo)
- 2b. (from Buffalo to Seattle)
- 2c. Whitehair, Cody, G, Kansas St. (from Seattle)
3. Bullard, Jonathan, DE, Florida
- 4a. (to Tampa Bay)

- 4b. Kwiatkoski, Nick, LB, West Virginia (from LA Rams)
- 4c. (from Buffalo to LA Rams)
- 4d. Bush, Deon, CB, Miami (FL) (from Seattle)
- 4e. Hall, Delondre', CB, Northern Iowa (from NE for TE Martellus Bennett)
5. Howard, Jordan, RB, Indiana
- 6a. Houston-Carson, DeAndre, S, William G. & Mary
- 6b. (from NE for LB Jonathan Bostic; back to NE in TE Martellus Bennett trade)
- 6c. (from Carolina for DE Jared Allen to LA Rams)
7. Braverman, Daniel, WR, W. Michigan

**2017 (April 27-29)**

1. Trubisky, Mitchell, QB, North Carolina (from 49ers)
- 1a. (to 49ers)
2. Shaheen, Adam, TE, Ashland (from Arizona)
3. (to 49ers)
- 4a. (to 49ers)
- 4b. Jackson, Eddie, DB, Alabama (from Buffalo)
- 4c. Cohen, Tarik, RB, North Carolina A&T (from Arizona)
5. Morgan, Jordan, OL, Kutztown, Pa.
6. (to Rams)
7. (to Cardinals)

**MOST SELECTED BY POSITION**

The following reflects the amount of players selected by the Bears at each position in the first seven rounds of the NFL draft dating back to 1936 (at least two or more selections).

**Round 1**

**Pos Tot. Last Selection**

- RB 16 2005, Cedric Benson
- T 13 2011, Gabe Carimi
- QB 9 2017, Mitchell Trubisky
- DE 9 2012, Shea McClellin
- B 8 1959, Don Clark

**Round 2**

**Pos Tot. Last Selection**

- RB 11 2008, Matt Forté
- CB 9 2006, Devin Hester
- DT 8 2015, Eddie Goldman
- T 7 1994, Marcus Spears
- WR 7 2012, Alshon Jeffery

**Round 3**

**Pos Tot. Last Selection**

- WR 12 2009, Jaquain Iglesias
- G 9 2001, Milke Gandy
- B 8 1961, Claude Gibson

- T 7 2002, Terrence Metcalf
- DT 7 2014, Will Sutton

**Round 4**

**Pos Tot. Last Selection**

- DB 12 2017, Eddie Jackson
- T 10 1986, Paul Blair
- RB 9 2017, Tarik Cohen
- G 9 2007, Josh Beekman
- LB 8 2013, Khaseem Greene

**Round 5**

**Pos Tot. Last Selection**

- G 7 2001, Bernard Robertson
- WR 7 2009, Johnny Knox
- B 6 1961, Keith Lincoln
- LB 6 2009, Marcus Freeman
- T 6 2013, Jordan Mills

**Round 6**

**Pos Tot. Last Selection**

- B 14 1961, George Fleming
- LB 8 2011, J.T. Thomas
- T 8 1996, Jon Clark
- QB 8 2014, David Fales
- RB 7 2006, J.D. Runnels

**Round 7**

**Pos Tot. Last Selection**

- T 13 2014, Charles Leno
- WR 11 2013, Marquess Wilson
- B 8 1965, Mickey Sutton
- CB 6 2012, Greg McCoy
- DE 6 2008, Ervin Baldwin
- E 6 1967, John Truitt
- QB 6 2008, Joey LaRocque
- LB 6 1998, Moses Moreno
- G 6 2009, Lance Louis



This is a list of the jersey numbers and the players who wore them in the regular season (not pre-season or training camp).

**1**

Jim Conzelman (1920)  
Paddy Driscoll (1920, 1926-29)  
Jake Lanum (1920-24)  
Oscar Johnson (1924)  
Lee Artoe (1940-43)  
Jeff Jaeger (1996-99)  
Ryan Quigley (2012)

**2**

Joe LeFleur (1922-25)  
Ralph King (1925)  
Link Lyman (1926-34)  
Dick Nesbitt (1930-33)  
Bill Pollock (1935-36)  
Gary Famiglietti (1938-45)  
Doug Flutie (1986)  
Will Furrer (1992)  
Mike Horan (1998)  
Paul Edinger (2000-04)  
Jason Campbell (2012)  
Jordan Palmer (2013)  
Brian Hoyer (2016)

**3**

Ed Sternaman (1920-30)  
Robert Koehler (1920-21)  
Clifford Ashburn (1930)  
Bronko Nagurski (1930-37; 43)  
Albert Johnson (1938)  
Lewis Hamity (1941)  
Dante Magnani (1943, 46, 49)  
Jim Fordham (1944-45)  
Eddie Allen (1947)  
Wally Dreyer (1949)

**RETIRED FOR NAGURSKI****4**

Pard Pearce (1920-22)  
Johnny Bryan (1922-25)  
Joe Sternaman (1922-25; 1927-30)  
Keith Molesworth (1931-38)  
Reino Nori (1938)  
Harry Clarke (1940-43)  
Dante Magnani (1943, 46, 49)  
Frank Maznicki (1942)  
Tip Mooney (1944-46)  
Nick Sacrinty (1947)  
John Roveto (1982)  
Steve Fuller (1984-87)  
Jim Harbaugh (1988-93)

Steve Walsh (1994-95)  
Moses Moreno (1998)  
Brad Maynard (2001-10)  
Jay Feely (2014)  
Spencer Lanning (2015)  
Connor Barth (2016)

**5**

Charley Dressen (1920)  
Ken Huffine (1921)  
Carl Hanke (1922)  
George Bolan (1921-24)  
Laurie Walquist (1922-31)  
Bill Buckler (1926-31)  
George Corbett (1932-38)  
Anton Stolfa (1939)  
Robert MacLeod (1939-40)  
George McAfee (1940-50)  
Billy Stone (1951-54)

**RETIRED FOR McAFEE****6**

Sid Gepford (1920)  
Jim Kendricks (1924)  
Hec Garvey (1922-25)  
Bill Senn (1926-31)  
Bernie Leahy (1932)  
Gene Ronzani (1933-40)  
John Siegal (1939-43)  
Don Kindt (1947-56)  
Hans Nielsen (1981)  
Kevin Butler (1985-95)  
Jay Cutler (2009-16)

**7**

George Halas (1920-29)  
Joseph Lintzenich (1930-31)  
John Sisk (1932-36)  
Ernest Rentner (1936-37)  
John Oelerich (1938)  
Edgar Manske (1938-40)  
Bill Geyer (1942)  
Ed Sprinkle (1944-55)  
John Huarte (1972)  
Bob Avellini (1975-84)

**RETIRED FOR HALAS****8**

Leo Johnson (1920)  
Pete Stinchcomb (1921-22)  
Johnny Bryan (1922-25)  
Roy White (1925, 1927-29)  
Carl Brumbaugh (1930-37)  
Al Moore (1932)  
George Grosvenor (1935-36)  
Charles Heileman (1939)

Hugh Gallarneau (1941-42, 45-47)  
Dante Magnani (1943, 46, 49)  
Bill Glenn (1944-45)  
James Canady (1948-49)  
Vince Evans (1977-83)  
Maury Buford (1985-86, 89-91)  
Mike Hohensee (1987)  
Pat O'Neill (1995)  
Carlos Huerta (1996)  
Cade McNown (1999-2000)  
Rex Grossman (2003-08)  
Adam Podlesh (2011-13)  
Jimmy Clausen (2014-15)

**9**

Johnny Bryan (1922-25)  
Roy White (1925, 1927-29)  
Clifford Lemon (1926)  
Walter Holmer (1929-30)  
Paul Franklin (1930-34)  
John Bettridge (1937)  
Ray Buivid (1937-38)  
Bill Osmanski (1939-45)  
Dick Flanagan (1948-49)  
Bob Williams (1951-53)  
William Wade (1961-66)  
Virgil Carter (1977)  
John Roveto (1981)  
Jim McMahon (1982-88)  
Shane Matthews (1993-96, 99-01)  
Chad Hutchinson (2004)  
Robbie Gould (2005-15)  
David Fales (2016)

**10**

Burt Ingwerson (1920-21)  
Gus Fetz (1923)  
Oscar Johnson (1924)  
Milton Romney (1925-29)  
Leland Elnes (1929)  
Leo Jensvold (1931)  
Jack Manders (1933-40)  
Arthur Buss (1934-35)  
John Petty (1942)  
Noah Mullins (1946-49)  
Al Campana (1950-53)  
Tom O'Connell (1953)  
Rudy Bukich (1963-68)  
Bobby Douglass (1970-76)  
John Duvic (1987)  
Peter Tom Willis (1990-93)  
Anthony Brooks (1993-94)  
Mark Butterfield (1996)  
Jaret Holmes (1999)  
Louie Aguiar (2000)  
Henry Burris (2002)



Kordell Stewart (2003)  
 Doug Brien (2005)  
 Richmond McGee (2009)  
 Todd Collins (2010)  
 Nathan Endelre (2011)  
 Olindo Mare (2012)  
 Marquess Wilson (2013-16)

## 11

Andy Feichtinger (1920-21)  
 Oscar Knop (1923-28)  
 Leland Elnes (1929)  
 Lennon Blackman (1930)  
 Link Lyman (1926-28, 30-31, 33-34)  
 Harold Ely (1932)  
 John Doehring (1932-37)  
 Arthur Buss (1934-35)  
 Joe Maniaci (1938-41)  
 Frank Morris (1942)  
 Bill Geyer (1942-43, 46)  
 Russ Reader (1947)  
 Fred Evans (1948)  
 Julie Rykovich (1949-51)  
 Jim Haluska (1956)  
 Jack Concannon (1967-71)  
 Virgil Carter (1976)  
 Greg Landry (1984)  
 Kevin Brown (1987)  
 Brian Gowins (1999)  
 Mark Hartsell (2000)  
 Jeff Blake (2005)  
 Roy Williams (2011)  
 Josh Bellamy (2014-16)

## 12

Jerry Jones (1920-21)  
 Lou Usher (1921, 23)  
 Abe Yourist (1923)  
 Link Lyman (1926-34)  
 John Ryan (1929)  
 Frank Sullivan (1935-39)  
 Anton Stolfa (1939)  
 Harold Lahar (1941-43)  
 Jim Benton (1943)  
 Abe Croft (1944-45)  
 Walter Lamb (1946)  
 Steve Romanik (1950-53)  
 Zeke Bratkowski (1954-59)  
 Dick Norman (1961-62)  
 Larry Rakestraw (1964-67)  
 Rusty Lisch (1984)  
 Steve Bradley (1987)  
 Erik Kramer (1994-98)  
 Brent Bartholomew (2000)  
 Chris Chandler (2002-03)

Jonathan Quinn (2004)  
 Justin Gage (2005-06)  
 Caleb Hanie (2009-11)  
 Josh McCown (2012-13)  
 David Fales (2014-15)  
 Matt Barkley (2016)

## 13

Guy Chamberlin (1920-21)  
 George Trafton (1920-32)  
 Joe Stydahar (1936-46)  
 Monte Merkel (1942-43)  
 Jake Sweeney (1944)  
 Frank Ramsey (1945)  
 Bob Snyder (1945)  
 Thurman Garrett (1947-48)  
 Jack Dugger (1949)  
 Rick Mirer (1997)  
 Johnny Knox (2009-12)  
 Rashad Ross (2014)  
 Kevin White (2016)

## 14

Kile MacWherter (1920)  
 JR Taylor (1921-22)  
 Fred Larson (1922)  
 Link Lyman (1926-34)  
 Harold Cunningham (1929)  
 Frank Don Pauley (1930)  
 Lloyd Burdick (1931-32)  
 Fred Crawford (1934-35)  
 Dick Plasman (1937-41, 44)  
 Chuck Drulis (1942)  
 George Zorich (1944-46)  
 Ed Cifers (1947-48)  
 Wayne Hansen (1950-59)  
 Willie Thrower (1953)  
 Ken Gorgal (1955-56)  
 Rudy Bukich (1958-59, 62)  
 Bobby Douglass (1969)  
 Buddy Lee (1971)  
 Jim Harbaugh (1987)  
 Ben Bennett (1988)  
 Brian Griese (2006-07)  
 Brett Basanez (2009)  
 Eric Weems (2012-13)  
 Santonio Holmes (2014)  
 Deonte Thompson (2015-16)

## 15

Jim Conzelman (1920)  
 Walter Veach (1920)  
 Harry Englund (1920-23)  
 Pat Flaherty (1923)  
 Verne Mullen (1923-25)

Bill Fleckenstein (1925-30)  
 William Buckler (1926-31)  
 Henry Hammond (1937)  
 Al Matuza (1941-45)  
 Forest Masterson (1945)  
 Mike Holovak (1947-48)  
 Curley Morrison (1950-53)  
 Ed Brown (1954-61)  
 Virgil Carter (1968-69)  
 Mirro Roder (1973-74)  
 Mike Phipps (1977-81)  
 Dave Finzer (1984)  
 Bryan Wagner (1987-88)  
 Jim Miller (1999-2002)  
 Josh McCown (2011)  
 Brandon Marshall (2012-14)

## 16

Randolph Young (1920)  
 Russell Smith (1921-23)  
 Ed Healey (1922-27)  
 William Buckler (1926-31)  
 John Polisky (1929)  
 Henry Anderson (1931)  
 Charles Braidwood (1932)  
 Harry Richman (1929)  
 Bronko Nagurski (1930-39)  
 George Musso (1933-44)  
 Milt Vucinich (1945)  
 Rudy Mucha (1945-46)  
 Hank Norberg (1948)  
 George Blanda (1949-58)  
 Ed Cody (1949-51)  
 Kent Nix (1970-71)  
 Bob Thomas (1975-84)  
 Tim Lashar (1987)  
 Todd Sauerbrun (1995-99)  
 Craig Krenzel (2004)  
 Mark Bradley (2005-08)  
 Patrick O'Donnell (2014-16)

## 17

Ross Petty (1920)  
 Ralph Scott (1921-25)  
 Fred Larson (1922)  
 Elmer Wynne (1928)  
 George Lyon (1929)  
 Everett Nelson (1929)  
 Milton Frump (1930)  
 Jim Pederson (1932)  
 Joe Zeller (1938)  
 Bob Snyder (1939-43)  
 Pete Gudauskas (1943-44)  
 Richie Petitbon (1959-68)  
 Cliff Hardy (1971)



Ike Hill (1973-74)  
 Tom Barnhardt (1987)  
 Sean Payton (1987)  
 Quintin Smith (1990)  
 Chris Gardocki (1992-94)  
 Dave Krieg (1996)  
 Danny Wuertfel (2001)  
 Cory Sauter (2002)  
 Airese Currie (2006)  
 Juaquin Iglesias (2009)  
 Alshon Jeffery (2012-16)

**18**

JL Shank (1920)  
 Richard Barker (1921)  
 Heartley "Hunk" Anderson (1922-27)  
 Ed Anderson (1923)  
 Richard Murry (1924)  
 Don Murry (1924-31)  
 Edward Michaels (1935)  
 Jim Mooney (1935)  
 Joe Stydahar (1936-46)  
 Edgar Manske (1937)  
 Alec Shellog (1939)  
 Adolph Kissell (1942)  
 Joe Osmanski (1946-49)  
 Fred Negus (1950)  
 Ron Knox (1957)  
 Jerry Moore (1971-72)  
 Mike Tomczak (1985-90)  
 Steve Stenstrom (1995-98)  
 Chris Boniol (1999)  
 Kyle Orton (2005-08)  
 Dane Sanzenbacher (2011-12)  
 Micheal Spurlock (2014)

**19**

Chester May (1920)  
 Walter "Red" May (1920)  
 George Bolan (1921-24)  
 Frank Hanny (1922-26)  
 Earl Evans (1926-29)  
 Lemon Blackmon (1930)  
 Eugene Smith (1930)  
 Latham Flanagan (1931)  
 Charles Tackwell (1931-33)  
 Dick Stahlman (1933)  
 Ed Kawal (1931-36)  
 Lou Gordon (1938)  
 John Siegal (1939-43)  
 Phil Martinovich (1940)  
 Bill Hempel (1942)  
 Nick Keriasotis (1942-44)  
 Dominic Sigillo (1943-44)  
 Peter Perez (1945)  
 Don Perkins (1945-46)

Harper Davis (1950)  
 Gary Huff (1973-76)  
 Ray Stachowicz (1983)  
 Carl Ford (2005)  
 Devin Aromashodu (2009-10)  
 Joe Anderson (2012-13)  
 Josh Morgan (2014)  
 Eddie Royal (2015-16)

**20**

Paddy Driscoll (1920, 1926-29)  
 Jack Mintun (1921-22)  
 Ted Drews (1928)  
 Jules "Zuck" Carlson (1929-36)  
 Fred Dreher (1938)  
 Bob Nowaskey (1940-42)  
 James Logan (1942-43)  
 Fred Munde (1943-45)  
 Jim Keane (1946-51)  
 Ray Gene Smith (1954-47)  
 Pete Johnson (1959)  
 Justin Rowland (1960)  
 Bobby Jackson (1961)  
 Joe Taylor (1967-74)  
 Mike Adamle (1975-76)  
 Reuben Henderson (1981-82)  
 Kevin Potter (1983-84)  
 Thomas Sanders (1985-89)  
 Mark Carrier (1990-96)  
 Corey Dowden (1997)  
 James Allen (1998-2001)  
 Roosevelt Williams (2002)  
 Thomas Jones (2004-06)  
 Adam Archuleta (2007)  
 Craig Steltz (2008-13)  
 Shaun Draughn (2014)  
 Terrance Mitchell (2014-15)  
 De'Vante Busby (2016)

**21**

Hugh Blacklock (1920-25)  
 Verne Mullen (1923-25)  
 Dick Sturtridge (1928-29)  
 Daniel McMullen (1930-31)  
 Paul Engebretsen (1932)  
 Wayland Becker (1934)  
 Dan Fortmann (1936-43)  
 Chuck Drulis (1945-50)  
 Bunny Figner (1953)  
 Ron Drzewiecki (1955-56)  
 Perry Jeter (1956-57)  
 John Arnett (1964-66)  
 Cecil Turner (1968-73)  
 Dave Gagnon (1974)  
 Nemiah Wilson (1975)  
 Leslie Frazier (1981-85)

Reggie Phillips (1987)  
 Donnell Woolford (1989-96)  
 Darnell Austry (1997)  
 Terry Cousin (1998-99)  
 R.W. McQuarters (2000-04)  
 Rashied Davis (2005)  
 Dante Wesley (2006)  
 Corey Graham (2007-11)  
 Major Wright (2012-13)  
 Ryan Mundy (2014)  
 Tracy Porter (2015-16)

**22**

Roy Adkins (1920-21)  
 Jim McMillen (1924-29)  
 Paul Schuette (1930-32)  
 William Karr (1933-38)  
 Saul Sherman (1939-40)  
 Norm Standlee (1941)  
 Lloyd Reese (1946)  
 Ed Ecker (1947)  
 Bobby Layne (1948)  
 George Blanda (1949-58)  
 SJ Whitman (1953-54)  
 Jesse Castete (1956)  
 Billy Martin (1962-64)  
 Bill Martin (1964-65)  
 Charlie Brown (1966-67)  
 Ross Montgomery (1969-70)  
 Cyril Pinder (1971)  
 Clifton Taylor (1974)  
 Johnny Musso (1975-77)  
 Dave Williams (1979-81)  
 Dave Duerson (1983-88)  
 Johnny Bailey (1990-91)  
 Robert Green (1993-96)  
 Ronnie Harmon (1997)  
 Shawn Wooden (2000)  
 Than Merrill (2001)  
 Brock Williams (2003)  
 Alfonso Marshall (2004)  
 Tyler Everett (2006)  
 Matt Forté (2008-15)  
 Cre'Von LeBlanc (2016)

**23**

Guy Chamberlain (1920-21)  
 Roy White (1925, 27-29)  
 Ernie Vick (1927-28)  
 Ralph Maillard (1929)  
 Lyle Drury (1930-31)  
 Gilbert Bergerson (1932-33)  
 Victor Zizak (1934)  
 Ted Rosequist (1934-36)  
 Verne Oech (1936)  
 Ernest Renter (1936-37)





Aldo Forte (1939-42)  
 Connie Berry (1942-46)  
 Washington Serini (1948-51)  
 Jerry Shipkey (1953)  
 Dave Whitsell (1961-66)  
 Al Dodd (1967)  
 Clarence Childs (1968)  
 Lee Calland (1969)  
 Dick Daniels (1969-70)  
 Joe Barnes (1974)  
 Len Walterscheid (1977-82)  
 Shaun Gayle (1984-94)  
 Marty Carter (1995-98)  
 Jerry Azumah (1999-2005)  
 Devin Hester (2006-13)  
 Kyle Fuller (2014-16)

## 24

Lennie High (1920)  
 Heartley Anderson (1922-27)  
 Chuck Kassel (1927)  
 Reginald Russell (1928)  
 Luke Johnsos (1929-37)  
 Frank Bausch (1937-40)  
 Billy Hughes (1940-41)  
 Fred Davis (1946-51)  
 Erich Barnes (1958-60)  
 Roosevelt Taylor (1961-68)  
 Don Shy (1970-72)  
 Willie Roberts (1973)  
 Virgil Livers (1975-79)  
 Jeff Fisher (1981-84)  
 Vestee Jackson (1986-89)  
 Eric Jeffries (1987)  
 Richard Fain (1992)  
 Kevin Miniefield (1993-96)  
 Terry Cousin (1997)  
 Glyn Milburn (1998-2001)  
 Reggie Austin (2002)  
 Cameron Worrell (2003-04)  
 Ricky Manning, Jr. (2006-07)  
 Marcus Hamilton (2008)  
 Al Afalava (2009)  
 Marion Barber (2011)  
 Kelvin Hayden (2012, 14)  
 Montel Owens (2014)  
 Teddy Williams (2014)  
 Alan Ball (2015)  
 Jordan Howard (2016)

## 25

Garland Grange (1929-31)  
 Charles Malone (1933)  
 Walter Kiesling (1934)  
 Forrest McPherson (1935)  
 Ray Nolting (1936-43)

Jackie Hunt (1945)  
 Mike Jarmoluk (1946-47)  
 Ed Macon (1952-54)  
 JC Caroline (1956-65)  
 Linzy Cole (1970)  
 Ron Shanklin (1975-76)  
 Art Best (1977-78)  
 Lonnie Perrin (1979)  
 Todd Bell (1981-86)  
 Brad Muster (1988-92)  
 Keshon Johnson (1993-94)  
 Anthony Johnson (1995)  
 Pat Eilers (1995)  
 Chris Martin (1996)  
 Tom Carter (1997-99)  
 Thomas Smith (2000)  
 Autry Denson (2001)  
 Bobby Gray (2002-04)  
 Derek Strait (2006)  
 Garrett Wolfe (2007-10)  
 Armando Allen (2011-13)  
 Ka'Deem Carey (2014-16)

## 26

Jim Kendricks (1924)  
 Harold Erickson (1925)  
 John Mohardt (1925)  
 Henry Vick (1925-27)  
 Bert Pearson (1929-34)  
 Milford Miller (1932)  
 Kay Bell (1937)  
 Charles Apolskis (1938-39)  
 Al Baisi (1940-42)  
 Al Hoptowitz (1941-45)  
 Joe Abbey (1948-49)  
 Richard Barwegen (1950-52)  
 Charles Sumner (1955, 1958-60)  
 Bennie McRae (1962-70)  
 Carl Garrett (1973-74)  
 Matt Suhey (1980-89)  
 John Mangum (1990-98)  
 Jermaine Jones (1999)  
 Todd McMillon (2000-04)  
 Daven Holly (2005)  
 Trumaine McBride (2007-09)  
 DeAngelo Smith (2009)  
 Tim Jennings (2010-14)  
 Antrel Rolle (2015)  
 Deon Bush (2016)

## 27

James Crawford (1925)  
 Walter Voss (1927-28)  
 Harvey Long (1929)  
 John Polisky (1929)  
 Ed Kawal (1931-36)

Alvin Culver (1932)  
 John Doehring (1932-37)  
 Milt Trost (1935-39)  
 Joe Mihal (1940-41)  
 Edgar Jones (1945)  
 Owen Goodnight (1946)  
 John Sisk, Jr. (1964)  
 Randy Montgomery (1974)  
 Bob Grim (1975)  
 Mike Richardson (1983-88)  
 Brian Taylor (1989)  
 Lewis Tillman (1994-95)  
 Walt Harris (1996-2001)  
 Rabih Abdullah (2002-03)  
 Jason Shivers (2004)  
 Chris Thompson (2005)  
 Marcus Maxey (2006)  
 Nick Turnbull (2006)  
 Kevin Jones (2008-09)  
 Major Wright (2010-11)  
 Sherrick McManis (2012-16)

## 28

Ed Garvey (1925)  
 Aldous Haddon (1928)  
 Larry Steinbach (1930-31)  
 Fritz Febel (1935)  
 Robert Allman (1936)  
 Gust Zarnas (1938)  
 Chet Chesney (1939-40)  
 Bob Steuber (1942-43)  
 Lloyd Lowe (1953-54)  
 Willie Galimore (1957-63)

### RETIRED FOR GALIMORE

## 29

Bill McElwain (1925)  
 John Wallace (1928)  
 Joe Kopcha (1929-33)  
 Gus Mastrogany (1931)  
 Russ Thompson (1936-39)  
 Ed Kolman (1940-44)  
 Douglas McNulty (1943-44)  
 Glenn Burgeis (1945)  
 Jack Hoffman (1949-56)  
 McNeil Moore (1954-56)  
 Glen Shaw (1960)  
 Ronnie Bull (1962-70)  
 Bob Jeter (1971-72)  
 Mike Morgan (1978)  
 Vaughn Lusby (1980)  
 Dennis Gentry (1982-92)  
 Raymond Harris (1994-97)  
 Frankie Smith (1998-2001)  
 Adrian Peterson (2002-09)  
 Chester Taylor (2010)



Michael Bush (2012-13)  
 Danny McCray (2014)  
 Harold Jones-Quartey (2015-16)

**30**

Gerald Seiberger (1932)  
 Bob Dunlap (1935)  
 George Wilson (1937-46)  
 Allen Smith (1947-48)  
 Herb Falkenberg (1952)  
 Bobby Jack Floyd (1953)  
 Chick Jagade (1954-55)  
 Jimmy Gunn (1970-75)  
 John Skibinski (1978-81)  
 Jack Cameron (1984)  
 George Duarte (1987)  
 George Streeter (1989)  
 James Rouse (1990-91)  
 Tony Carter (1994-97)  
 Ricky Bell (1998)  
 Mike Brown (2000-08)  
 D.J. Moore (2009-12)  
 Demontre Hurst (2014-16)

**31**

Dick Schweidler (1938-41)  
 Len Akin (1942)  
 Paul Padmajersky (1944)  
 Stuart Clarkson (1946-50)  
 Emerson Cole (1952)  
 Joe Fortunato (1955-66)  
 Ross Brupbacher (1970-73)  
 Bill Knox (1974-76)  
 Anthony Hutchison (1983-84)  
 Thomas Sanders (1985-89)  
 Ken Taylor (1984)  
 Eric Jeffries (1987)  
 Bruce McCray (1987)  
 Greg Lasker (1988)  
 Mark Green (1989-92)  
 Rashaan Salaam (1995-97)  
 Daimon Shelton (2001-02)  
 Nathan Vasher (2004-09)  
 Joshua Moore (2010)  
 Brandon Meriweather (2011)  
 Isaiah Frey (2013-14)  
 Chris Pronski (2015-16)

**32**

Al Grygo (1944-45)  
 Allen Smith (1947-48)  
 Johnny Lujack (1948-51)  
 Leon Campbell (1952-54)  
 Lionel Taylor (1959)  
 Ralph Kurek (1965-70)  
 Charlie Ford (1971-73)

Chris Brewer (1987)  
 Garland Rivers (1987)  
 Lemuel Stinson (1988-92)  
 Dwayne Joseph (1995-96)  
 Ricky Bell (1997)  
 Edgar Bennett (1998-99)  
 Marlon Barnes (2000)  
 Leon Johnson (2001-02)  
 Todd Johnson (2004)  
 Cedric Benson (2005-07)  
 Kahlil Bell (2009-12)  
 Michael Ford (2013)  
 Senorise Perry (2014)  
 Deiondre' Hall (2016)

**33**

Denny Meyers (1931)  
 Herb Joesting (1931-32)  
 Bernie Masterson (1934-40)  
 Ray Nolting (1936-43)  
 George McAfee (1940-41; 1945-50)  
 Frank Martin (1941)  
 Johnny Long (1944-45)  
 Bill Johnson (1946-47)  
 Jack Karwales (1946-47)  
 Allen Lawler (1948)  
 Bob Perina (1949-50)  
 Wizzer White (1951-52)  
 Jerry Shipkey (1953)  
 Larry Morris (1959-65)  
 Mike Hull (1968-70)  
 Jim Grabowski (1971)  
 Gary Kosins (1972-74)  
 Ted Vactor (1975)  
 Jack Deloplaine (1979)  
 Calvin Thomas (1982-87)  
 Lars Tate (1990)  
 Darren Lewis (1991-92)  
 Merrill Hoge (1994)  
 Tyrone Hughes (1997)  
 Bam Morris (1998)  
 Larry Whigham (2001-02)  
 Charles Tillman (2003-14)  
 Jeremy Langford (2015-16)

**34**

Jack Torrance (1939-40)  
 John Federovich (1941-42)  
 John Dottley (1951-53)  
 Joe Marconi (1962-66)  
 Tim Casey (1969)  
 Bill Tucker (1971)  
 Norm Hodgins (1974)  
 Walter Payton (1975-87)  
**RETIRED FOR PAYTON**

**35**

Dick Bassi (1938-39)  
 Lee Artoe (1940-43)  
 Bill Steinkemper (1942-43)  
 Fred Hartman (1947)  
 Paul Stenn (1948-51)  
 Rick Casares (1955-64)  
 Jim Harrison (1971-74)  
 Roland Harper (1975-82)  
 Mike Hintz (1987)  
 Neal Anderson (1986-93)  
 James Burton (1994-97)  
 Anthony Thomas (2001-04)  
 Todd Johnson (2005-06)  
 Ade Jimoh (2007)  
 Zackary Bowman (2008-11)  
 Jacquizz Rodgers (2015)  
 Johnathan Banks (2016)

**36**

Stuart Clarkson (1942)  
 Bill Steinkemper (1942-43)  
 Fred Munde (1943)  
 John Morton (1945)  
 Tom Farris (1946-47)  
 Bill DeCorrevont (1948-49)  
 Merrill Douglas (1958-60)  
 James Smith (1961)  
 Ron Copeland (1969)  
 Roger Lawson (1972-73)  
 Perry Williams (1974)  
 Tom Donchez (1975)  
 Larry Schreiber (1976)  
 Wentford Gaines (1978-80)  
 Maurice Douglas (1986-94)  
 Frank Harris (1987)  
 Markus Paul (1989-93)  
 Anthony Marshall (1994-97)  
 Ray Austin (1998-99)  
 Stanley Pritchett (2001-03)  
 Jerrell Pippens (2004)  
 Brandon McGowan (2005-08)  
 Josh Bullocks (2009-10)  
 Sean Catthouse (2013)  
 Ahmad Dixon (2014)  
 Sherrod Martin (2015)  
 DeAndre Houston-Carson (2016)

**37**

Edward Aspatore (1934)  
 Young Bussey (1940-41)  
 James Logan (1942-43)  
 Bernie Digris (1943)  
 Bob Steuber (1943)  
 Bob Masters (1943-44)



Edgar Jones (1945)  
 Charles Mitchell (1945)  
 Broughton Williams (1947)  
 John O'Quinn (1950-51)  
 George Youngblood (1969)  
 Rich Coady (1970-74)  
 Cid Edwards (1975)  
 Conrad Graham (1973)  
 Willie McClendon (1979-82)  
 Darryl Clark (1987)  
 Maurice Douglass (1986-94)  
 Pat Eilers (1995)  
 Keshon Johnson (1995)  
 Tony Parrish (1998-2001)  
 Damon Moore (2002)  
 Jason McKie (2003-09)  
 Anthony Walters (2011-13)  
 Bryce Callahan (2015-16)

## 38

Roger Ashmore (1927)  
 Sam Francis (1937-38)  
 Charles Apolskis (1938-39)  
 Bill Milner (1947-49)  
 Ed Bradley (1950; 52)  
 William Brown (1961)  
 Ray Ogden (1969-71)  
 Dave Juenger (1973)  
 Lakei Heimuli (1987)  
 John Hardy (1991)  
 Tim Worley (1993-94)  
 Mike Faulkerson (1995-96)  
 Mike Dulaney (1997)  
 Robert Chancey (1998)  
 Eric Joyce (2002)  
 Danieal Manning (2006-10)  
 Zackary Bowman (2012-13)  
 Adrian Amos (2015-16)

## 39

George Gulyanics (1947-52)  
 Pete Perini (1953-54)  
 JD Smith (1956)  
 Ralph Anderson (1958)  
 John Adams (1959-62)  
 Phil Clark (1970)  
 Reggie Sanderson (1973)  
 Robin Earl (1977-82)  
 Al Wolden (1987)  
 Jeremy Lincoln (1992-95)  
 Curtis Enis (1998)  
 Reggie Austin (2001)  
 Travis Coleman (2002)  
 Lousaka Polite (2007)  
 Derrick Martin (2013)  
 Al Louis-Jean (2014)

Jacoby Glenn (201-16)

## 40

Al Campana (1950-53)  
 Frank Dempsey (1950-53)  
 Stan Wallace (1954-58)  
 Don Mullins (1961-62)  
 Gale Sayers (1965-71)  
 Steve Trimble (1987)

**RETIRED FOR SAYERS**

## 41

John Schiechl (1945-46)  
 Jack Matheson (1947)  
 Alf Bauman (1948-50)  
 Babe Dimancheff (1952)  
 Harland Carl (1956)  
 Brian Piccolo (1966-69)

**RETIRED FOR PICCOLO**

## 42

Sid Luckman (1939-50)

**RETIRED FOR LUCKMAN**

## 43

Jim Dooley (1952-54, 56-57, 59-62)  
 Larry Glueck (1963-65)  
 Bob Jones (1967)  
 George Farmer (1970-75)  
 Earl Douthitt (1975)  
 Craig Clemons (1972-77)  
 Mike Ulmer (1980)

Emery Moorehead (1981)  
 Walt Williams (1982-83)  
 Lorenzo Lynch (1987-90)  
 Trevor Cobb (1994)  
 Dennis Lundy (1995)  
 Mike Green (2000-05)  
 Josh Gattis (2007)  
 Jason Davis (2008)  
 Troy Nolan (2012)  
 Tony Fiammetta (2013-14)  
 Thomas Gafford (2015)  
 Joique Bell (2016)

## 44

Paul Goebel (1925)  
 Earl Evans (1926-29)  
 Ray Richards (1933-36)  
 Bob Margarita (1944-46)  
 Frank Minini (1947-49)  
 Frank Szymanski (1949)  
 WD Garrett (1950)  
 Gary Lyle (1968-74)  
 Terry Schmidt (1976-84)  
 Mike Stoops (1987)

Todd Krumm (1988)  
 Bob Christian (1992-94)  
 Michael Hicks (1996-97)  
 Curtis Enis (1999-2000)  
 Brock Forsey (2003)  
 Cameron Worrell (2006)  
 Kevin Payne (2007-09)  
 Tyler Clutts (2011)  
 Jeremy Cain (2013-14)  
 Antone Smith (2015)  
 Nick Kwiatkowski (2016)

## 45

Walt Stickel (1946-49)  
 Gerald Weatherly (1950; 1952-54)  
 Billy Stone (1951-54)  
 Bobby Watkins (1955-57)  
 Rocky Ryan (1958)  
 Don Bishop (1959)  
 Dick Gordon (1965-71)  
 Gary Fencik (1976-87)  
 Craig Heyward (1993)  
 Tony Stargell (1997)  
 Scott Dragos (2000-01)  
 Cameron Worrell (2008)  
 Chris Massey (2011)  
 Harvey Unga (2012)  
 Brock Vereen (2014-15)  
 Bralon Addison (2016)  
 Roy Robertson-Harris (2016)

## 46

Al Babartsky (1943-45)  
 Chuck Hunsinger (1950-52)  
 William Anderson (1953-54)  
 Don Bingham (1956)  
 Jesse Whittenton (1958)  
 Angelo Coia (1960-63)  
 Curtiss Gentry (1966-68)  
 Craig Baynham (1970)  
 Matt Maslowski (1972)  
 Pete Van Valkenburg (1974)  
 Doug Plank (1975-82)  
 Anthony Mosley (1987)  
 Mickey Pruitt (1988-90)  
 John Ilow (1993)  
 Marlon Forbes (1996-98)  
 Chris Harris (2005-06; 2010-11)  
 Jeremy Jones (2012)

## 47

Ted Rosequist (1934-36)  
 Bill Konkright (1937-38)  
 Rex Proctor (1953)  
 Johnny Morris (1958-67)  
 John Davis (1970)



Ken Grandberry (1974)  
 Mike Spivey (1977-79)  
 Jonathan Hoke (1980)  
 Egypt Allen (1987)  
 Anthony Blaylock (1993)  
 Randy Hilliard (1998)  
 Chris Hudson (1999)  
 Ray McElroy (2000)  
 Bryan Johnson (2004-05)  
 Woody Turenne (2009)  
 Chris Conte (2011-14)  
 Paul Lasike (2016)

## 48

Beattie Feathers (1934-37)  
 Bob Swisher (1938-41, 45)  
 Charles O'Rourke (1942)  
 Joe Vodicka (1943-45)  
 Howie Livingston (1953)  
 Harry Hugasian (1955)  
 Vic Zucco (1957-59)  
 Tommy Neck (1962)  
 Andy Livingston (1964-65)  
 Ron Smith (1965-70)  
 Allen Ellis (1973-77, 79-80)  
 Reggie Phillips (1985-87)  
 Clifton Abraham (1996)  
 Van Hiles (1997)  
 Gabe Reid (2003)  
 J.D. Runnels (2006)  
 Evan Rodriguez (2012)  
 Patrick Scales (2015-16)

## 49

James Lesane (1952-53)  
 Henry Mosley (1955)  
 Jack Johnson (1957-59)  
 Charles Bivins (1960-66)  
 Major Hazelton (1968-69)  
 David Tate (1968-71)  
 Joe Moore (1971-72)  
 Dave Becker (1980)  
 Donald Jordan (1984)  
 Tremayne Allen (1997)  
 Ty Hallock (1998-99)  
 Marq Cerqua (2002)  
 Mark Edwards (2005)  
 Winston Venable (2011)  
 Anthony Walters (2014)  
 Sam Acho (2015-16)

## 50

Gerald Weatherly (1950; 1952-54)  
 John Damore (1957-58)  
 Mike Pyle (1961-69)  
 Bob Hyland (1970)

Gene Hamlin (1971)  
 Waymond Bryant (1974-78)  
 Chris Devlin (1978)  
 Mark Merrill (1979)  
 Mike Singletary (1981-92)  
 James Anderson (2013)  
 Shea McClellin (2014)  
 Jerrell Freeman (2016)

## 51

Ken Kavanaugh (1940-41; 45-50)  
 Clinton Wager (1942-43)  
 Rudy Smeja (1944-45)  
 Wayne Hansen (1950-58)  
 Dick Butkus (1965-73)  
 Mel Rogers (1977)  
 Doug Becker (1978)  
 Bruce Herron (1978-82)  
 Kelvin Atkins (1983)  
 Jim Morrissey (1985-93)  
 Mark Rodenhauser (1987)

### RETIRED FOR BUTKUS

## 52

Rich Coady (1970-74)  
 John Babinecz (1975)  
 Dan Neal (1975-84)  
 Cliff Thrift (1985)  
 Larry Rubens (1986)  
 Len Seward (1987)  
 Mark Rodenhauser (1987-88)  
 Mickey Pruitt (1988-91)  
 Darwin Ireland (1995)  
 Robert Bass (1995)  
 Bryan Cox (1996-97)  
 Andre Collins (1998)  
 Keith Burns (1999)  
 Bobbie Howard (2001-03)  
 Marcus Reese (2004)  
 Jamar Williams (2006-09)  
 Brian Iwuh (2010-11)  
 Jabara Williams (2011)  
 Blake Costanzo (2012-13)  
 Khaseem Greene (2014)  
 Jonathan Bostic (2015)  
 LaRoy Reynolds (2015)  
 Christian Jones (2016)

## 53

Pat Preston (1946-49)  
 Bill Wightkin (1950-57)  
 Billy Autrey (1953)  
 Ken Kirk (1960)  
 James Purnell (1964-69)  
 Dave Martin (1969)  
 Larry Rowden (1971)

Gail Clark (1973)  
 Dan Peiffer (1975-77)  
 Tommy Hart (1978-79)  
 Paul Tabor (1980)  
 Dan Rains (1982-86)  
 Larry Rubens (1986)  
 Dante Jones (1988-94)  
 Michael Lowery (1996-97)  
 Lemanski Hall (1998)  
 Warrick Holdman (1999-2003)  
 Corey Jenkins (2004)  
 Clinton Wager (2004-06)  
 Nick Roach (2007-12)  
 Jerry Franklin (2013)  
 Darryl Sharpton (2014)  
 John Timu (2015-16)

## 54

Joe Savoldi (1930)  
 Jesse Hibbs (1931)  
 Dick Klawitter (1956-57)  
 Charles Howley (1958-59)  
 Roger LeClerc (1960-66)  
 Bill McKinney (1972)  
 Adrian Young (1973)  
 Larry Ely (1975)  
 Tom Hicks (1976-80)  
 Brian Cabral (1981-84)  
 Doug Rothschild (1987)  
 John Adickes (1987-88)  
 LaSalle Harper (1989)  
 Greg Briggs (1996)  
 Ron Cox (1990-95, 1997)  
 Ricardo McDonald (1998-99)  
 Brian Urlacher (2000-12)

## 55

Bob Fenimore (1947)  
 Fred Venturulli (1948)  
 JR Boone (1948-51)  
 Robert Moser (1951-53)  
 Larry Strickland (1954-59)  
 Doug Buffone (1966-79)  
 Otis Wilson (1980-87)  
 John Roper (1989-92)  
 Vinson Smith (1993-96)  
 Sean Harris (1997)  
 Greg Jones (2001)  
 Mike Caldwell (2002)  
 Lance Briggs (2003-15)  
 Hroniss Grasu (2015)

## 56

Bill Hewitt (1932-36)  
**RETIRED FOR HEWITT**



## 57

Billy Patterson (1939)  
 Ray McLean (1940-47)  
 JR Boone (1948-51)  
 Rich Leeuwenberg (1965)  
 Dan Pride (1968-69)  
 Don Rives (1973-78)  
 Lee Kunz (1979-81)  
 Al Chesley (1982)  
 Bruce Huther (1982)  
 David Simmons (1983)  
 Tom Thayer (1985-92)  
 Eldridge Milton (1987)  
 Sean Harris (1995-96)  
 Anthony Peterson (1997)  
 Olin Kreutz (1998-2010)  
 Dom DeCicco (2012)  
 Jonathan Bostic (2013-14)  
 Lamin Barrow (2015)

## 58

Ed Neal (1951)  
 John Kreamcheck (1953-55)  
 Bob Konovsky (1960)  
 Franklin McRae (1967)  
 Jim Ferguson (1969)  
 Bob Pifferini (1972-75)  
 Jerry Muckensturm (1976-82)  
 Wilber Marshall (1984-88)  
 Steve Hyché (1989)  
 Michael Stonebreaker (1991)  
 Jay Leeuwenburg (1992-95)  
 Chris Villarral (1996-2003)  
 Jeremy Cain (2004-05)  
 Darrell McClover (2006-08)  
 Tim Shaw (2009)  
 Rod Wilson (2010)  
 Dom DeCicco (2011)  
 Geno Hayes (2012)  
 D.J. Williams (2013-14)  
 Jonathan Anderson (2015-16)

## 59

Rudy Kuechenberg (1967-69)  
 Carl Gersbach (1975)  
 Gary Campbell (1977-83)  
 Ron Rivera (1984-92)  
 Joe Cain (1993-96)  
 Daryl Carter (1997)  
 Jim Schwantz (1998)  
 Roosevelt Colvin (1999-2002)  
 Joe Odum (2003-05)  
 Rod Wilson (2006-07)  
 Gilbert Gardner (2008)  
 Cato June (2009)

Pisa Tinoisamoa (2009-10)  
 Patrick Trahan (2011)  
 Jerry Franklin (2012)  
 Khaseem Greene (2013)  
 Christian Jones (2014-15)  
 Danny Trevathan (2016)

## 60

Don Healy (1958-59)  
 Roger Davis (1960-63)  
 Brian Schweda (1966)  
 Doug Kriewald (1967-68)  
 LeeRoy Caffey (1970)  
 Wally Chambers (1973-77)  
 Lynn Boden (1979)  
 Tom Andrews (1984-85)  
 Stan Thomas (1991-92)  
 Gene McGuire (1993-94)  
 Darwin Ireland (1994-95)  
 Casey Wiegmann (1997-2000)  
 Terrence Metcalf (2002-08)  
 Lance Louis (2009-12)  
 Taylor Boggs (2013-14)  
 Cornelius Edison (2016)

## 61

Richard Barwegen (1950-52)  
 Bill George (1952-65)  
 Don Croftcheck (1967)  
 Glen Holloway (1970-73)

### RETIRED FOR GEORGE

## 62

Frank Dempsey (1950-53)  
 Kline Gilbert (1953-57)  
 Mike Reilly (1964-68)  
 Glen Holloway (1970-73)  
 Tom Forrest (1974)  
 Dan Jiggetts (1976-82)  
 Mark Bortz (1983-93)  
 Chris Gray (1997)  
 Robert Newkirk (2000-01)  
 Lennie Friedman (2005)  
 Johan Asiata (2010)  
 Chilo Rachal (2012)  
 Eben Britton (2013-14)  
 Vladimir Ducasse (2015)  
 Ted Larson (2016)

## 63

ML Brackett (1956-57)  
 Bob Wetoska (1960-69)  
 John Neidert (1970)  
 Steve Kinney (1973-74)  
 Mark Nordquist (1975-76)  
 Fred Dean (1977)

Jon Morris (1978)  
 Tony Ardzizzone (1979)  
 Jay Hilgenberg (1981-91)  
 Todd Burger (1993-97)  
 Ryan Benjamin (2001)  
 Jody Littleton (2002)  
 Corbin Lacina (2003)  
 Roberto Garza (2005-14)

## 64

Terrell "Ted" Daffer (1954)  
 Mike Rabold (1964-66)  
 Larry Horton (1972-73)  
 Ernie Jenet (1972-74)  
 Ted Albrecht (1977-81)  
 John Roehlk (1987)  
 Dave Zawatson (1989)  
 Glenell Sanders (1990)  
 Mirko Jurkovic (1992)  
 Andy Heck (1994-98)  
 Rex Tucker (1999-2004)  
 Ricky Henry (2011)  
 Andre Gurode (2012)  
 Christian Tupou (2013)  
 Brian de la Puente (2014)  
 Will Montgomery (2015)  
 Eric Kush (2016)

## 65

Herman Clark (1952-56)  
 John Hatley (1953)  
 Stan Fanning (1960-62)  
 Tom Bettis (1963)  
 Randy Jackson (1967-74)  
 Noah Jackson (1975-83)  
 Eugene Rowell (1987)  
 Tony Woods (1989)  
 Terry Price (1990)  
 Jim Schwantz (1992)  
 Tory Epps (1993-94)  
 Evan Pilgrim (1995-97)  
 Patrick Mannelly (1998-2013)  
 Patrick Omameh (2015)  
 Cody Whitehair (2016)

## 66

Phil Martinovich (1940)  
 Clyde Turner (1940-52)  
 John Schiechl (1945-46)

### RETIRED FOR TURNER

## 67

Ed Bradley (1950; 52)  
 Tom Roggeman (1956-57)  
 Abe Gibron (1958-59)  
 Ted Karras (1960-64)



George Seals (1965-71)  
 Bill Line (1972)  
 Mike Hoban (1974)  
 Dan Hultz (1974)  
 Phil McKinney (1982)  
 Tim Norman (1983-76)  
 John Arp (1987)  
 Jerry Fontene (1989-96)  
 Bill Schultz (1997)  
 Greg Huntington (1997-99)  
 Josh Warner (2003-04)  
 Josh Beekman (2007-09)  
 Herman Johnson (2010)  
 Chris Spencer (2011-12)  
 Jordan Mills (2013-14)

**68**

Gerald Stautberg (1951)  
 John Badaczewski (1953)  
 George Burman (1964)  
 Howard Mudd (1969-70)  
 Jim Osborne (1972-84)  
 Paul Blair (1986-87)  
 Sean McInerney (1987)  
 Chris Dyko (1989)  
 Jim Flanigan (1994)  
 Carl Reeves (1996-98)  
 Bryan Anderson (2004)  
 Anthony Oakley (2006-07)  
 Frank Omiyale (2009-11)  
 Matt Slauson (2013-15)  
 Matt McCants (2016)

**69**

Ralph Jecha (1955)  
 William Roehnel (1958-59)  
 Ted Wheeler (1970)  
 Revie Sorey (1975-82)  
 Tom Myslinski (1993-94)  
 Vernice Smith (1993)  
 Octus Polk (1995-96)  
 Mike Gandy (2001-04)  
 Fred Miller (2005-08)  
 Kirk Barton (2008)  
 Henry Melton (2010-13)  
 Jared Allen (2014-15)  
 C.J. Wilson (2016)

**70**

Alvin Culver (1932)  
 Art Davis (1953-54)  
 Herman Lee (1958-66)  
 Bob Pickens (1967-68)  
 Kenneth Kortas (1969)  
 Jeff Curchin (1970-71)  
 Andy Rice (1972-73)

Dennis Lick (1976-81)  
 Henry Waechter (1982; 1984-86)  
 Jim Althoff (1987-88)  
 Troy Auzenne (1992-95)  
 Ken Anderson (1999)  
 Alfonso Boone (2001-06)  
 Babatunde Oshinowo (2007)  
 Edwin Williams (2010-12)  
 Michael Ola (2014)  
 D'Anthony Smith (2015)  
 Bobby Massie (2016)

**71**

George Connor (1952-55)  
 Earl Leggett (1957-66)  
 Rufus Mayes (1969)  
 Tony McGee (1971-73)  
 Roger Stillwell (1975-77)  
 Rocco Moore (1980)  
 Perry Hartnett (1982-83)  
 Andy Frederick (1983-1985)  
 Jack Oliver (1987)  
 Caesar Rentie (1988)  
 James Williams (1991-2002)  
 Israel Idonije (2004-12)  
 Nick Becton (2015)  
 Josh Sitton (2016)

**72**

Bill Wightkin (1950)  
 Bill George (1952-65)  
 Ed Nickla (1959)  
 Jim Cadile (1962-72)  
 Gary Hrivnak (1973-76)  
 Brad Shearer (1978-80)  
 Jerry Doerger (1982)  
 John Janata (1983)  
 Andy Frederick (1983-85)  
 William Perry (1985-93)  
 Scott Adams (1995)  
 Jon Clark (1996-97)  
 Chris Maumalanga (1997)  
 Carl Powell (2001)  
 Ernest Grant (2002)  
 Qasim Mitchell (2003-05)  
 Jimmy Kennedy (2007)  
 Dan Buenning (2008)  
 James Marten (2009)  
 Gabe Carimi (2011-12)  
 Tracy Robertson (2013)  
 Charles Leno, Jr. (2014-16)

**73**

Bill Bishop (1952-60)  
 Steve Barnett (1963)  
 Frank Cornish (1966-69)

Steve Wright (1971)  
 Rich Buzin (1972)  
 Mike Huzentine (1975-86)  
 John Wojciechowski (1987-93)  
 Marcus Keyes (1996)  
 Kevin Dogins (2001-02)  
 Tron LaFavor (2003)  
 J'Marcus Webb (2010-12)  
 Austin Lane (2014)  
 Tayo Fabuluje (2015)

**74**

Herman Clark (1952-56)  
 Paul Lipscomb (1954)  
 Bob Kilcullen (1957-66)  
 Dan James (1967)  
 Wayne Mass (1974-70)  
 Bob Asher (1972-75)  
 Jerry Meyers (1976-79)  
 Jeff Williams (1982)  
 Jim Covert (1983-90)  
 Garland Hawkins (1995)  
 Jimmy Herndon (1997-2001)  
 Bernard Robertson (2002)  
 Scott Sanderson (2003)  
 Ruben Brown (2004-07)  
 Chris Williams (2008-12)  
 Jermon Bushrod (2013-15)  
 Jonathan Bullard (2016)

**75**

Fred Williams (1952-62)  
 Riley Mattson (1965)  
 Dave Hale (1969-71)  
 Jeff Sevy (1975-78)  
 Henry Waechter (1985)  
 Stefan Humphries (1984-86)  
 Chuck Harris (1987)  
 John Shannon (1988-89)  
 Ron Mattes (1991)  
 Todd Perry (1993-2000)  
 Marc Colombo (2002-05)  
 Matt Toeaina (2007-12)  
 Kyle Long (2013-16)

**76**

Charles Miller (1932-37)  
 Milford Miller (1932)  
 Lester McDonald (1937-39)  
 Hampton Pool (1940-43)  
 Elmo Kelly (1944)  
 Bob Cross (1952-53)  
 Ed Meadows (1954-56)  
 John Mellekas (1956-61)  
 John Johnson (1963-68)  
 Bill Staley (1970-71)



Dave Gallagher (1974)  
 Ron Rydalch (1975-80)  
 Steve McMichael (1981-93)  
 Marcus Spears (1995-96)  
 Shawn Lee (1998)  
 Brad Culppepper (2000)  
 Bobby Setzer (2002)  
 John Tait (2004-08)  
 Orlando Pace (2009)  
 Cory Brandon (2012)  
 Joe Long (2013)  
 Trevor Scott (2014)  
 Bruce Gaston (2015)  
 Mike Adams (2016)

## 77

Harold "Red" Grange (1925, 1929-34)  
 Link Lyman (1926-28, 30-31, 33-34)

**RETIRED FOR GRANGE**

## 78

Art Davis (1953-54)  
 Stan Jones (1954-65)  
 Harry Gunner (1970)  
 Bob Newton (1971-75)  
 John Ward (1976)  
 Greg Johnson (1977)  
 Keith Van Horne (1981-92)  
 Pat Riley (1995)  
 Blake Brockermeyer (1999-2001)  
 Aaron Gibson (2003-04)  
 John St. Clair (2005-08)  
 Kevin Shaffer (2009-10)  
 James Brown (2012-13)

## 79

Dick Klein (1958-59)  
 Art Anderson (1961-62)  
 Dick Evey (1964-68)  
 John Hoffman (1971)  
 Lionel Antoine (1972-76)  
 Emanuel Zanders (1981)  
 Kurt Becker (1982-89)  
 Louis Age (1992)  
 Marcus Spears (1994)  
 Scotty Lewis (1995)  
 Jerry Wisne (1999-2000)  
 Steve Edwards (2002-05)  
 Levi Horn (2011)  
 Jonathan Scott (2012-13)  
 Ryan Groy (2014)  
 Terry Williams (2015)

## 80

Earl Britton (1925)  
 Clement Neacy (1927)

Ted Drews (1928)  
 Tom Hearndon (1929)  
 John Helwig (1953-56)  
 Ralph Anderson (1958)  
 Ed Cooke (1958)  
 Robert Jencks (1963-64)  
 Jimmy Jones (1965-67)  
 Jon Kilgore (1968)  
 Jerry Simmons (1969)  
 Craig Cotton (1973)  
 Bo Rather (1974-78)  
 Rickey Watts (1979-83)  
 Tim Wrightman (1985-86)  
 James Thornton (1988-92)  
 Curtis Conway (1993-99)  
 Dez White (2000-03)  
 Bernard Berrian (2004-07)  
 Brandon Lloyd (2008)  
 Earl Bennett (2009-13)  
 Marc Mariani (2014-15)  
 MyCole Pruitt (2016)

## 81

George Connor (1948-51)  
 Larry Brink (1954)  
 Doug Atkins (1955-66)  
 Marty Amsler (1967-68)  
 Mike Reppond (1973)  
 Clint Haselrig (1974)  
 Gary Butler (1975)  
 Bob Bruer (1976)  
 Chuck Bradley (1977)  
 Robin Earl (1977-82)  
 Harry Washington (1979)  
 Jay Saldi (1983-84)  
 James Maness (1985)  
 Lew Barnes (1986)  
 Don Kindt (1987)  
 Anthony Morgan (1991-93)  
 Fred Banks (1993)  
 Jeff Graham (1994-95)  
 Bobby Engram (1996-2000)  
 Ahmad Merritt (2001-03)  
 Rashied Davis (2006-10)  
 Sam Hurd (2011)  
 Cameron Meredith (2015-16)

## 82

Del Bjork (1937-38)  
 Ray Bray (1939-42, 46-51)  
 Anthony Ippolito (1943)  
 Tom Roberts (1943-44)  
 Jack Hoffman (1949-56)  
 Dick Hensley (1953)  
 Maury Youmans (1960-63)  
 Rich Kreitling (1964)

Emilo Vallez (1968-69)  
 Earl Thomas (1971-73)  
 Matt Malowski (1972)  
 Fred Pagac (1974)  
 Royce Berry (1976)  
 John Gilliam (1977)  
 Alan Page (1978-81)  
 Ken Margerum (1982-84)  
 Brian Glasgow (1987)  
 Wendell Davis (1988-93)  
 Nate Lewis (1994-95)  
 John Jackson (1996)  
 Fabien Bowens (1996-98)  
 Eddie Kennison (2000)  
 John Davis (2001-02)  
 Daryl Jones (2004)  
 Ken Owens (2004)  
 Gabe Reid (2005-06)  
 Greg Olsen (2007-10)  
 Chris Williams (2013-14)  
 Khari Lee (2015)  
 Logan Paulsen (2016)

## 83

Bill McColl (1952-59)  
 Roger LeClerc (1960-66)  
 Mac Percival (1967-73)  
 Charles Wade (1974)  
 Randy Burks (1976)  
 Steve Rivera (1977)  
 Golden Richards (1978-79)  
 Kris Haines (1979-81)  
 Willie Gault (1983-87)  
 Lawrence White (1987)  
 Eric Wright (1991-92)  
 Terry Obee (1993-94)  
 Michael Timpson (1995-96)  
 Eric Smith (1997)  
 Macey Brooks (1999-2000)  
 David Terrell (2001-04)  
 Mike Hass (2007)  
 Max Komar (2011)  
 Martellus Bennett (2013-15)  
 Daniel Braverman (2016)

## 84

Gerald Weatherly (1950; 1952-54)  
 John Farrington (1960-63)  
 Ron Smith (1965)  
 Austin Denney (1967-69)  
 Jim Seymour (1970-72)  
 Richard Harris (1974-75)  
 Brian Baschnagel (1976-84)  
 Sam Bowers (1987)  
 Ron Morris (1987-92)  
 Chris Gedney (1993-96)



Kerry Cash (1996)  
 John Allred (1997-2000)  
 Fred Baxter (2001-02)  
 Bobby Wade (2003-05)  
 Brandon Rideau (2008)  
 Blake Annen (2014)  
 Ben Braunecker (2016)

**85**

Bob Carey (1958)  
 Bill Martin (1964-65)  
 Duane Allen (1966-67)  
 Willie Holman (1968-73)  
 Wayne Wheeler (1974)  
 Steve Schubert (1975-79)  
 Bob Fisher (1980-81)  
 Dennis McKinnon (1983-89)  
 Keith Jennings (1991-97)  
 Alonzo Mayes (1998-2000)  
 Kaseem Sinceno (2000)  
 John Gilmore (2002-07)  
 Earl Bennett (2008)  
 Matthew Mulligan (2014)  
 Daniel Brown (2016)

**86**

Bill Wightkin (1950-57)  
 Brad Rowland (1951)  
 Ed Meadows (1954-56)  
 Bob Jewett (1958)  
 Pete Manning (1960-61)  
 Gary Barnes (1964)  
 Lloyd Phillips (1967-69)  
 Jim Hester (1970)  
 Bob Parsons (1972-83)  
 Brad Anderson (1984-85)  
 Clay Pickering (1986)  
 Cap Boso (1987-91)  
 Barry Wagner (1992)  
 Willie Harris (1993)  
 Marv Cook (1994)  
 Chris Penn (1997-98)  
 Marty Booker (1999-2003; 2008)  
 Eddie Berlin (2005)  
 Michael Gaines (2009)  
 Brandon Manumaleuna (2010)  
 Kyle Adams (2011-13)  
 Zach Miller (2015-16)

**87**

Harlon Hill (1954-61)  
 Ed O'Bradovich (1962-71)  
 Steve DeLong (1972)  
 Tom Reynolds (1973)  
 Billy Newsome (1977)  
 Mike Cobb (1978-81)

Emery Moorehead (1981-88)  
 Tom Waddle (1989-94)  
 Greg Primus (1995)  
 Andre President (1995)  
 Bobby Neely (1996)  
 Ricky Proehl (1997)  
 D'Wayne Bates (1999-2001)  
 Vinny Sutherland (2002)  
 Jamin Elliott (2002)  
 Justin Gage (2003-04)  
 Muhsin Muhammad (2005-07)  
 Kellen Davis (2008-12)  
 Steve Maneri (2013)  
 Greg Scruggs (2016)

**88**

Gene Schroeder (1951-57)  
 Willard Dewveall (1959-60)  
 Bobby Joe Green (1962-73)  
 Jim Kelly (1974)  
 Greg Latta (1975-80)  
 Marcus Anderson (1981)  
 Brooks Williams (1981-82)  
 Ken Knapczyk (1987)  
 Glen Kozlowski (1987-92)  
 Danta Whitaker (1993)  
 Greg McMurtry (1988)  
 Fabien Bowens (1995)  
 Jack Jackson (1996)  
 Harper Le Bel (1997)  
 Marcus Robinson (1998-2002)  
 Desmond Clark (2003-10)  
 Brody Eldridge (2012)  
 Dante Rosario (2013-14)  
 Rob Housler (2015)

**89**

Jack Hoffman (1949-56)  
 Les Cowan (1951)  
 John Aveni (1959-60)  
 Mike Ditka (1961-66)  
 Terry Stoepel (1967)  
 Bob Wallace (1968-72)  
 Mel Tom (1973-75)  
 James Scott (1976-80, 1982)  
 Ken Margerum (1981)  
 Mitch Krenk (1984)  
 Keith Ortego (1985-88)  
 Will Johnson (1987)  
 Brent Novoselsky (1988)  
 James Coley (1990)  
 Ryan Wetnight (1993-99)  
 Dustin Lyman (2000-04)  
 Matt Spaeth (2011-12)

**RETIRED FOR DITKA****90**

Henry Mosley (1955)  
 Al Harris (1979-87)  
 Alonzo Spellman (1992-97)  
 Van Tuinei (1999-2001)  
 Bryan Knight (2002-03)  
 Antonio Garay (2006-07)  
 Joey LaRocque (2008)  
 Jarron Gilbert (2009)  
 Julius Peppers (2010-13)  
 Jeremiah Ratliff (2014-15)  
 Ziggy Hood (2015)  
 Greg Scruggs (2015)  
 Cornelius Washington (2016)

**91**

Pat Dunsmore (1983-84)  
 Jay Norvell (1987)  
 Fred Washington (1990)  
 Kelly Blackwell (1992)  
 Myron Baker (1993-95)  
 Rob Davis (1996)  
 John Thierry (1997-98)  
 Khari Samuel (1999-2000)  
 Tommie Harris (2004-10)  
 Amobi Okoye (2011-12)  
 David Bass (2013)  
 Davie Bass (2014)  
 DeDe Lattimore (2014)  
 Eddie Goldman (2015-16)

**92**

Rob Fada (1983-84)  
 Raymond Morris (1987)  
 Troy Johnson (1988-89)  
 Barry Minter (1993-2000)  
 Ted Washington (2001-02)  
 Hunter Hillenmeyer (2003-10)  
 Stephen Paea (2011-14)  
 Pernell McPhee (2015-16)

**93**

Oliver Williams (1983)  
 Will Johnson (1987)  
 Guy Teafatiller (1987)  
 Trace Armstrong (1989-94)  
 Ervin Collier (1995)  
 Paul Grasmanis (1996-98)  
 Phillip Daniels (2000-03)  
 Adewale Ogunleye (2004-09)  
 Thaddeus Gibson (2011)  
 Nate Collins (2012-13)  
 Will Sutton (2014-16)



**94**

Mike January (1987)  
 Dick Chapura (1987-89)  
 John Thiery (1994-96)  
 Shane Burton (1999)  
 Ty Hallock (2000)  
 Keith Traylor (2001-03)  
 Alain Kashama (2004)  
 Brendon Ayanbadejo (2005-07)  
 Marcus Harrison (2008-09)  
 Charles Grant (2010)  
 Nick Reed (2011)  
 Chauncey Davis (2011)  
 Cornelius Washington (2013-15)  
 Leonard Floyd (2016)

**95**

Richard Dent (1983-93, 1995)  
 Pat Riley (1995)  
 Dana Howard (1996)  
 Mark Thomas (1997-98)  
 Russell Davis (1999)  
 Troy Wilson (2000)  
 Karon Riley (2001)  
 Keith McKenzie (2002)  
 John Stamper (2002)  
 Ian Scott (2003-06)  
 Anthony Adams (2007-11)  
 Larry Grant (2013)  
 Cheta Ozougwu (2012-13)  
 Ego Ferguson (2014-15)

**96**

Keith Ortego (1985-87)  
 Greg Fitzgerald (1987)  
 Tim Ryan (1990-93)  
 Percy Snow (1993)  
 Al Fontenot (1993-96)  
 Tyrone Williams (1997)  
 Chris Draft (1998)  
 Clyde Simmons (1999-2000)  
 Henry Taylor (2001)  
 Alex Brown (2002-09)  
 Barry Turner (2010)  
 Mario Addison (2011)  
 Zach Minter (2013)  
 Jeremiah Ratliff (2013)  
 Terrell Manning (2014)  
 Jarvis Jenkins (2015)  
 Akiem Hicks (2016)

**97**

Bobby Bell (1987)  
 Sean Smith (1987-88)  
 Chris Zorich (1991-97)  
 Mike Wells (1998-2000)  
 Christian Peter (2002)  
 Michael Haynes (2003-05)  
 Mark Anderson (2006-10)  
 J. T. Thomas (2012)  
 Landon Cohen (2013)  
 Willie Young (2014-16)

**98**

Tyrone Keys (1983-85)  
 Brian Glasgow (1987)  
 Jon Norris (1987)  
 Greg Clark (1988)  
 Carl Simpson (1993-97)  
 Bryan Robinson (1998-2003)  
 Shurron Pierson (2004)  
 Dusty Dvoracek (2007-08)  
 Darrell McClover (2009)  
 Corey Wootton (2010-13)  
 Brandon Dunn (2014-15)  
 Mitch Unrein (2015-16)

**99**

Jim Daniell (1945)  
 Dan Hampton (1979-90)  
 Tim Ryan (1990-93)  
 Jim Flanigan (1995-2000)  
 Joe Tafoya (2001-03)  
 Tank Johnson (2004-06)  
 Darwin Walker (2007)  
 Gaines Adams (2009)  
 Marcus Harrison (2010)  
 Shea McClellin (2012-13)  
 Lamarr Houston (2014-16)

**RETIRED NUMBERS**

The Bears have retired 14 jersey numbers, most in the NFL but trail both baseball's New York Yankees and basketball's Boston Celtics who each have 21 retired numbers.

3 Bronko Nagurski, RB-T  
 5 George McAfee, RB-DB  
 7 George Halas, E  
 28 Willie Galimore, RB  
 34 Walter Payton, RB  
 40 Gale Sayers, RB  
 41 Brian Piccolo, RB

42 Sid Luckman, QB-P  
 51 Dick Butkus, LB  
 56 Bill Hewitt, E  
 61 Bill George, G-LB  
 66 Clyde "Bulldog" Turner, C-LB  
 77 Harold "Red" Grange, RB-DB  
 89 Mike Ditka, TE



This is a list of players who have been on the Chicago Bears active roster for at least one NFL game from 1920 through 1994. Beginning in 1995, the list includes players who were on the 53-man roster but may not have appeared in one game.

\* indicates deceased players

\*\* indicates no known jersey number

## A

Abbey, Joe* (North Texas State), E.....	26	1948-49
Abdullah, Rabih (Lehigh), RB.....	27	2002-03
Abraham, Clifton (Florida State), CB.....	48	1996
Acho, Sam (Texas), LB.....	49	2015-16
Adamle, Mike (Northwestern), RB.....	20	1975-76
Adams, Anthony (Penn State), DT.....	95	2007-11
Adams, Gaines* (Clemson), DE.....	99	2009
Adams, John* (Los Angeles State), B.....	39	1959-62
Adams, Kyle (Purdue), TE.....	86	2011-13
Adams, Mike (Ohio State), OL.....	76	2016
Adams, Scott (Georgia), T.....	72	1995
Addison, Bralon (Texas), LB.....	45	2016
Addison, Mario (Troy), DE.....	96	2011
Adickes, John (Baylor), C.....	54	1987-88
Adkins, Roy* (Millikin & Bethany), G.....	22	1920-21
Afalava, Al (Oregon State), S.....	24	2009
Age, Louis (SW Louisiana), T.....	79	1992
Aguiar, Louie (Utah State), P.....	10	2000
Akin, Len* (Baylor), G.....	31	1942
Albrecht, Ted (California), T.....	64	1977-81
Allen, Armando (Notre Dame), RB.....	25	2011-12
Allen, Duane (Santa Ana), E.....	85	1966-67
Allen, Eddie* (Penn), FB.....	3	1947
Allen, Egypt (TCU), DB.....	47	1987
Allen, James (Oklahoma), RB.....	20	1998-2001
Allen, Jared (Idaho State), DE.....	69	2014-15
Allen, Tremayne (Florida), TE.....	49	1997-98
Allman, Robert* (Michigan State), E.....	28	1936
Allred, John (USC), TE.....	84	1997-2000
Althoff, Jim (Winona State), DT.....	70	1987
Amos, Adrian (Penn State), S.....	38	2015-16
Amsler, Marty (Evansville), DE.....	81	1967-69
Anderson, Art (Idaho), T.....	79	1961-62
Anderson, Brad (Arizona), WR.....	86	1984-85
Anderson, Bryan (Pittsburgh), G.....	68	2004
Anderson, Ed* (Notre Dame), E.....	18	1923
Anderson, Henry (Northwestern), G.....	16	1931
Anderson, Hank* (Notre Dame), G.....	18, 24	1922-27
Anderson, James (Virginia Tech), LB.....	50	2013
Anderson, Joe (Texas Southern), WR.....	19	2012-13
Anderson, Jonathan (TCU), LB.....	58	2015-16
Anderson, Ken* (Arkansas), DT.....	70	1999
Anderson, Marcus (Tulane), WR.....	88	1981
Anderson, Mark (Alabama), DE.....	97	2006-10
Anderson, Neal (Florida), RB.....	35	1986-93

Anderson, Ralph* (Los Ang. St.), E.....	39, 80	1958
Anderson, William (Compton JC), HB.....	46	1953-54
Andrews, Tom (Louisville), C.....	60	1984-85
Annen, Blake (Cincinnati), TE.....	84	2014
Antoine, Lionel (Southern Illinois), T.....	79	1972-77
Apolskis, Charles* (DePaul), E.....	26, 38	1938-39
Archuleta, Adam (Arizona State), S.....	20	2007
Ardizzone, Tony (Northwestern), C.....	63	1979
Armstrong, Trace (Florida), DE.....	93	1989-94
Arnett, Jon (USC), HB.....	21	1964-66
Aromashodu, Devin (Auburn), WR.....	19	2008-10
Arp, John (Lincoln), T.....	67	1987
Artoe, Lee* (California), T.....	1, 35	1940-43
Ashburn, Clifford* (Nebraska), T.....	3	1930
Asher, Bob (Vanderbilt), T.....	74	1972-75
Ashmore, M. Roger* (Gonzaga), T.....	38	1927
Asiata, Johan (UNLV), G.....	62	2010
Aspatore, Edward* (Marquette), T.....	37	1934
Atkins, Doug* (Tennessee), E.....	81	1955-66
Atkins, Kelvin (Illinois), LB.....	51	1983
Austin, Ray (Tennessee), S.....	36	1998-99
Austin, Reggie (Wake Forest), CB.....	24, 39	2001-02
Autrey, Billy (Stephen F. Austin), C.....	53	1953
Autry, Darnell (Northwestern), RB.....	21	1997
Auzenne, Troy (California), T.....	70	1992-95
Avellini, Bob (Maryland), QB.....	7	1975-84
Aveni, John* (Indiana), E.....	89	1959-60
Ayanbadejo, Brendon (UCLA), LB.....	94	2005-07
Azumah, Jerry (New Hampshire), CB.....	23	1999-2005

## B

Babartsky, Al* (Fordham), T.....	46	1943-45
Babinecz, John (Villanova), LB.....	52	1975
Badaczewski, John* (Western Reserve), G.....	68	1953
Bailey, Johnny* (Texas A&I), WR.....	22	1990-91
Baisi, Al* (West Virginia), G.....	26	1940-42
Baker, Myron (Louisiana Tech), LB.....	91	1993-95
Baldwin, Ervin (Michigan St.), DE.....	99	2008
Ball, Alan (Illinois), CB.....	24	2015
Banks, Johnthan (Mississippi State), DB.....	35	2016
Banks, Fred (Liberty), WR.....	81	1993
Barber, Kurt (USC), DE.....	97	1997
Barber, Marion (Minnesota), RB.....	24	2011
Barker, Richard* (Iowa State), G.....	18	1921
Barkley, Matt (USC), QB.....	12	2016
Barnard, Brooks (Maryland), P.....	16	2003
Barnes, Erich (Purdue), HB/DB.....	24	1958-60
Barnes, Gary (Clemson), E.....	86	1964
Barnes, Joe (Texas Tech), QB.....	23	1974
Barnes, Lew (Oregon), WR.....	81	1986
Barnes, Marlon (Colorado), RB.....	32	2000
Barnett, Steve (Oregon), T.....	73	1963
Barnhardt, Tom (North Carolina), P.....	17	1987



Barrow, Lamin (LSU), LB .....	57	2015	Blacklock, Hugh* (Michigan State), T .....	21	1920-25
Barth, Connor (North Carolina), K .....	4	2016	Blackman, Lennon* (Tulsa), HB .....	11, 19	1930
Bartholomew, Brent (Ohio State), P .....	12	2000	Blackwell, Kelly (TCU), TE .....	91	1992
Barton, Kirk, (Ohio State), T .....	69	2008	Blair, Paul (Oklahoma State), T .....	68	1986-87
Barwegen, Richard* (Purdue), G .....	26, 61	1950-52	Blake, Jeff (East Carolina), QB .....	11	2005
Basanez, Brett (Northwestern), QB .....	14	2009	Blanda, George* (Kentucky), QB/K .....	16, 22	1949-58
Baschnagel, Brian (Ohio State), WR .....	84	1976-84	Blaylock, Anthony (Winston-Salem), CB .....	47	1993
Bass, David (Missouri Western St.), DE .....	91	2013-14	Boden, Lynn (South Dakota State), G .....	60	1979
Bass, Robert (Miami-FL), LB .....	52	1995	Boggs, Taylor (Humboldt State), G/C .....	60	2013-14
Bassi, Dick* (Santa Clara), G .....	35	1938-39	Boland, George* (Purdue), FB .....	5, 19	1921-24
Bates, D'Wayne (Northwestern), WR .....	87	1999-2001	Bonderant, JB* (DePauw), C .....	**	1922
Battles, Bill* (Brown), E .....	**	1939	Boniol, Chris (Louisiana Tech), K .....	18	1999
Bauman, Alf* (Northwestern), T .....	41	1948-50	Booker, Marty (NW Louisiana), WR .....	86	1999-2003; 08
Bausby, De'Vante (Pittsburgh State), DB .....	20	2016	Boone, Alfonso (Mt. San Ant. JC), DT .....	70	2001-06
Bausch, Frank* (Kansas), C .....	24	1937-40	Boone, JR* (Tulsa), HB .....	55, 57	1948-51
Baxter, Fred (Auburn), TE .....	84	2001-02	Bortz, Mark (Iowa), G .....	62	1983-94
Baynham, Craig (Georgia Tech), RB .....	46	1970	Boso, Cap (Illinois), TE .....	86	1987-91
Becker, Dave (Iowa), S .....	49	1980	Bostic, Jonathan (Florida), LB .....	57, 52	2013-15
Becker, Doug (Notre Dame), LB .....	51	1978	Bowers, Sam (Fordham), TE .....	84	1987
Becker, Kurt (Michigan), G .....	79	1982-88; 90	Bowman, Zackary (Nebraska), CB .....	35, 38	2008-13
Becker, Wayland* (Marquette), E .....	21	1934	Bownes, Fabien (W. Illinois), WR .....	82, 88	1995-98
Becton, Nick (Virginia Tech), G/T .....	71	2015	Brackett, ML (Auburn), T .....	63	1956-57
Beekman, Josh (Boston College), G .....	67	2007-09	Bradley, Chuck (Oregon), TE .....	81	1977
Bell, Bob (Missouri), LB .....	97	1987	Bradley, Ed* (Wake Forest), G .....	38, 67	1950; 52
Bell, Joique (Wayne State), RB .....	43	2016	Bradley, Mark (Oklahoma), WR .....	16	2005-08
Bell, Kahlil (UCLA), RB .....	32	2009-12	Bradley, Steve (Indiana), QB .....	12	1987
Bell, Kay* (Washington State), T .....	26	1937	Braidwood, Charles* (Chattanooga), E .....	16	1932
Bell, Ricky (NC State), CB .....	30, 32	1997-98	Bramhall, Art* (DePauw), HB .....	**	1931
Bell, Todd* (Ohio State), S .....	25	1981-84; 86	Brandon, Cory (Oklahoma), T .....	76	2012
Bellamy, Josh (Louisville) .....	11	2014-16	Bratkowski, Edmund "Zeke" (Ga.), QB .....	12	1954;57-60;72
Belton, Keith (Syracuse), FB .....	44	2004	Braunacker, Ben (Harvard), TE .....	84	2016
Benjamin, Ryan (South Florida), LS .....	63	2001	Braverman, Daniel (Western Michigan), WR .....	83	2016
Bennett, Ben (Duke), QB .....	14	1987	Bray, Ray* (Western Michigan), G .....	82	1939-42;46-51
Bennett, Earl (Vanderbilt), WR .....	85, 80	2008-13	Brewer, Chris (Arizona), RB .....	32	1987
Bennett, Edgar (Florida State), RB .....	32	1998-99	Briggs, Gace (Texas Southern), LB .....	54	1996
Bennett, Martellus (Texas A&M), TE .....	83	2013-15	Briggs, Lance (Arizona), LB .....	55	2003-14
Benson, Cedric (Texas), RB .....	32	2005-07	Brien, Doug (California), K .....	10	2005
Benton, Jim* (Arkansas), E .....	12	1943	Brink, Larry (Northern Illinois), E .....	80	1954
Berger, Mitch (Colorado), P .....	17	1995	Britton, Earl* (Illinois), FB .....	80	1925
Bergerson, Gilbert* (Oregon State), G .....	23	1932-33	Britton, Eben (Arizona), G/T .....	62	2013-14
Berlin, Eddie (Northern Iowa), WR .....	86	2005	Brockermeyer, Blake (Texas), T .....	78	1999-2001
Berrian, Bernard (Fresno State), WR .....	80	2004-07	Brockman, Edward (Oklahoma), B .....	**	1930
Bery, Connie, M.* (NC State), E .....	23	1942-46	Brooks, Anthony (E. Texas St.), WR .....	10	1993
Berry, Royce (Houston), DE .....	82	1976	Brooks, Macey (James Madison), WR .....	83	1999-2000
Best, Art* (Kent State), RB .....	25	1977-78	Brown, Alex (Florida), DE .....	96	2002-09
Bettis, Tom (Purdue), LB .....	65	1963	Brown, Daniel (James Madison), TE .....	85	2016
Bettridge, John* (Ohio State), HB .....	9	1937	Brown, Charlie (Syracuse), DB .....	22	1966-67
Bingham, Don* (Sul Ross), HB .....	46	1956	Brown, Ed* (San Francisco), QB/P .....	15	1954-61
Bishop, Bill* (North Texas), T .....	73	1952-60	Brown, James (Troy), T/G .....	78	2012-13
Bishop, Don* (Los Angeles City), E .....	45	1959	Brown, Kevin (W. Texas State), P .....	11	1987
Bivins, Charles* (Morris Brown), HB .....	49	1960-66	Brown, Mike (Nebraska), S .....	30	2000-08
Bjork, Del* (Oregon), T .....	82	1937-38	Brown, Ruben (Pittsburgh), G .....	74	2004-07
Blackburn, JA, T .....	**	1923	Brown, William (Illinois), FB .....	38	1961



# CHICAGO BEARS ALL-TIME ROSTER

Bruer, Bob (Mankato State), TE.....	81	1976
Brumbaugh, Carl* (Florida), QB.....	8	1930-37
Brupbacher, Ross (Texas A&M), LB.....	31	1970-73
Bryan, Johnny* (Chicago), HB.....	4, 8, 9	1922-25
Bryant, Waymond (Tennessee St.), LB.....	50	1974-77
Buckler, William "Bill"* (Alabama), G.....	5, 15, 16	1926-31
Buenning, Dan (Wisconsin), G.....	72	2008
Buffone, Doug* (Louisville), LB.....	55	1966-79
Buford, Maury (Texas Tech), P.....	8	1985-86; 89-91
Buivid, Ray* (Marquette), QB/HB.....	9	1937-38
Bukich, Rudy (USC), QB.....	10, 14	1958-59; 62-68
Bull, Ronnie (Baylor), B.....	29	1962-70
Bullard, Jonathan (Florida), DL.....	74	2016
Bullocks, Josh (Nebraska), S.....	36	2009-10
Burdick, Lloyd* (Illinois), T.....	14	1931-32
Burgeis, Glenn* (Tulsa), T.....	29	1945
Burger, Todd (Penn State), G.....	63	1993-97
Burks, Randy (SE Oklahoma St.), WR.....	83	1976
Burman, George (Northwestern), T.....	68	1964
Burns, Keith (Oklahoma State), LB.....	52	1999
Burris, Henry (Temple), QB.....	10	2002
Burton, James (Fresno State), CB.....	35	1994-97
Burton, Shane (Tennessee), DT.....	94	1999
Bush, Deon (Miami, Fla.), DB.....	26	2016
Bush, Michael (Louisville), RB.....	29	2012-13
Bushrod, Jermon (Towson), T.....	74	2013-15
Buss, Arthur* (Michigan State), T.....	10, 11	1934-35
Bussey, Young* (LSU), QB.....	37	1940-41
Butkus, Dick (Illinois), LB.....	51	1965-73
Butler, Gary (Rice), TE.....	81	1975
Butler, Kevin (Georgia), K.....	6	1985-95
Butterfield, Mark (Stanford), QB.....	10	1996
Buzin, Rich (Penn State), T.....	73	1972

Carlson, Jules "Zuck"* (Oregon St.), G.....	20	1929-36
Caroline, JC (Illinois), DB.....	25	1956-65
Carrier, Mark (USC), S.....	20	1990-96
Carter, Daryl (Wisconsin), LB.....	59	1997
Carter, Marty (Mid. Tenn. St.), S.....	23	1995-98
Carter, Tom (Notre Dame), CB.....	25	1997-99
Carter, Tony (Minnesota), RB.....	30	1994-97
Carter, Virgil (BYU), QB.....	9, 11, 15	1968-69; 76-77
Casares, Rick* (Florida), FB.....	35	1955-64
Casey, Tim (Oregon), LB.....	34	1969
Cash, Kerry (Texas), TE.....	84	1996
Castete, Jesse (McNeese State), HB.....	22	1956
Catthouse, Sean (California), S.....	36	2013
Cerqua, Marq (Carson-Newman), LB.....	49	2002
Chamberlin, Guy* (Nebraska), E.....	13, 23	1920-21
Chambers, Wally (E Kentucky), DT.....	60	1973-77
Chancey, Robert, FB.....	38	1998
Chandler, Chris (Washington), QB.....	12	2002-03
Chapura, Dick (Missouri), DT.....	94	1987-89
Chesley, Al (Pittsburgh), LB.....	57	1982
Chesney, Chester "Chet"* (DePaul), C.....	28	1939-40
Childs, Clarence (Florida A&M), DB.....	23	1968
Christian, Bob (Northwestern), FB.....	44	1992-94
Cifers, Ed* (Tennessee), E.....	14	1947-48
Clark, Darryl (Texas), RB.....	37	1987
Clark, Desmond (Wake Forest), TE.....	88	2003-10
Clark, Gail (Michigan State), LB.....	53	1973
Clark, Greg (Arizona State), LB.....	98	1988
Clark, Herman* (Oregon State), G.....	65, 74	1952-56
Clark, Jon (Temple), T.....	72	1996-97
Clark, Phil (Northwestern), DB.....	39	1970
Clarke, Harry* (West Virginia), HB.....	4	1940-43
Clarkson, Stuart* (Texas A&I), G.....	31, 36	1942, 46-50
Clausen, Jimmy (Notre Dame), QB.....	8	2014-15
Clemons, Craig (Iowa), S.....	43	1972-77
Clutts, Tyler (Fresno State), FB.....	44	2011
Coady, Rich (Memphis State), C/E.....	37, 52	1970-74
Cobb, Mike (Michigan State), TE.....	87	1978-81
Cobb, Trevor (Rice), RB.....	43	1994
Cody, Ed* (Purdue), FB.....	16	1949-50
Cohen, Landon (Ohio), DT.....	97	2013
Coia, Angelo* (USC), HB.....	46	1960-63
Cole, Emerson (Toledo), FB.....	31	1952
Cole, Linzy (TCU), WR.....	25	1970
Coleman, Quincy (Jackson State), CB.....	43	1998
Coleman, Travis (Hampton), DB.....	39	2002
Coley, James (Clemson), TE.....	89	1990
Collier, Ervin (Florida A&M), DT.....	93	1995
Collins, Andre (Penn State), LB.....	52	1998
Collins, Nate (Virginia), DT.....	93	2012-13
Collins, Todd (Michigan), QB.....	10	2010
Colombo, Marc (Boston College), T.....	75	2002-05
Colvin, Rosevelt (Purdue), LB.....	59	1999-2002

## C

Cabral, Brian (Colorado), LB.....	54	1981-86
Cadile, James (San Jose State), G.....	72	1962-72
Caffey, Lee Roy* (Texas A&M), LB.....	60	1970
Cain, Jeremy (Massachusetts), LB, LS.....	58, 44	2004-05; 13-14
Cain, Joe (Oregon Tech), LB.....	59	1993-96
Caldwell, Mike (Middle Tenn. St.), LB.....	55	2002
Callahan, Bryce (Rice), CB.....	37	2015-16
Calland, Lee (Louisville), CB.....	23	1969
Cameron, Jack (Winston-Salem), WR.....	30	1984
Campana, Al* (Youngstown), HB.....	10, 40	1950-53
Campbell, Gary (Colorado), LB.....	59	1977-83
Campbell, Jason (Auburn), QB.....	2	2012
Campbell, Leon* (Arkansas), FB.....	32	1952-54
Canady, James* (Texas), HB.....	8	1948-49
Carey, Bob* (Michigan State), E.....	85	1958
Carey, Ka'Deem (Arizona), RB.....	25	2014-16
Carimi, Gabe (Wisconsin), T.....	72	2011-12
Carl, Harland (Wisconsin), HB.....	41	1956



Concannon, Jack* (Boston College), QB .....	11	1967-71	Dean, Fred (Texas Southern), G .....	63	1977
Conkright, Bill* (Oklahoma), C .....	47	1937-38	DeCicco, Dom (Pittsburgh), LB .....	57, 58	2011-12
Connor, George* (Notre Dame), T/LB .....	71, 81	1948-55	DeCorrevont, Bill* (Northwestern), HB .....	36	1948-49
Conte, Chris (California), S .....	47	2011-14	DeLong, Steve* (Tennessee), DE .....	87	1972
Conway, Curtis (USC), WR .....	80	1993-99	Deloplane, Jack (Salem), RB .....	33	1979
Conzelman, Jim* (Washington), QB .....	1, 15	1920	Dempsey, Frank* (Florida), G .....	40, 62	1950-53
Cook, Daimon (Bethune-Cookman), T .....	76	2001	Denney, Austin* (Tennessee), E .....	84	1967-69
Cook, Marv (Iowa), TE .....	86	1994	Denson, Autry (Notre Dame), RB .....	25	2001
Cooke, Ed (Maryland), E .....	80	1958	Dent, Richard (Tennessee St.), DE .....	95	1983-93; 95
Copeland, Ron* (UCLA), WR .....	36	1969	Devlin, Chris (Penn State), LB .....	50	1978
Corbett, George* (Millikin), HB .....	5	1932-38	Deweall, Willard* (SMU), E .....	88	1959-60
Cornish, Frank (Grambling), DT .....	73	1966-70	Digris, Bernie* (Holy Cross), T .....	37	1943
Corzine, Lester* (Davis & Elkins), HB .....	**	1938	Dimancheff, Boris "Babe"* (Purdue), HB .....	41	1952
Costanzo, Blake (Lafayette), LB .....	52	2012-13	Ditka, Mike (Pittsburgh), TE .....	89	1961-66
Cotton, Craig (Youngstown), TE .....	80	1973	Dixon, Ahmad (Baylor), S .....	36	2014
Cousin, Terry (South Carolina), CB .....	21, 24	1997-99	Dodd, Al* (NW Louisiana), DB .....	23	1967
Covert, Jim (Pittsburgh), T .....	74	1983-90	Doehring, John "Bull"* , FB .....	11, 27	1932-37
Cowan, Les* (McMurry), T .....	89	1951	Doerger, Jerry (Wisconsin), T .....	72	1982
Cowsette, Delbert (Maryland), DT .....	73	2006	Dogins, Kevin (Texas A&M-K'ville), C .....	73	2001-02
Cox, Bryan (W. Illinois), LB .....	52	1996-97	Donchez, Tom (Penn State), RB .....	36	1975
Cox, Ron (Fresno State), LB .....	54	1990-95, '97	Dooley, Jim* (Miami-FL), E .....	4352-54;56;57;59-62	
Crawford, Fred* (Duke), T .....	14	1934-35	Dorsey, Quinn (Oregon), DE .....	90	2004
Crawford, James* (Illinois), G .....	27	1925	Dottley, John (Mississippi), FB .....	34	1951-53
Croft, Abe* (SMU), E .....	12	1944-45	Douglas, Merrill (Utah), FB .....	36	1958-60
Crotcheck, Don (Indiana), G .....	61	1967	Douglass, Bobby (Kansas), QB .....	10	1969-75
Cross, Bob* (Stephen F. Austin), T .....	76	1952-53	Douglass, Maurice (Kentucky), DB .....	36, 37	1986-94
Culpepper, Brad (Florida), DT .....	76	2000	Douthitt, Earl (Iowa), S .....	43	1945
Culver, Alvin* (Notre Dame), T .....	27, 70	1932	Dowden, Corey (Tulane), CB .....	20	1997
Cunningham, Harold* (Ohio State), E .....	14	1929	Draft, Chris (Stanford), LB .....	96	1998
Curchin, Jeff* (Florida State), T .....	70	1970-71	Dragos, Scott (Boston College), FB/TE .....	45	2000-01
Currie, Airese (Clemson), WR .....	17	2006	Draughn, Shaun (North Carolina), RB .....	38	2014
Cutler, Jay (Vanderbilt), QB .....	6	2009-16	Dreher, Ferd* (Denver), E .....	20	1938
<b>D</b>			Dressen, Charley* , QB .....	5	1920
Daffer, Terrell "Ted"* (Tennessee), E .....	64	1954	Drews, Ted* (Princeton), E .....	20, 80	1928
Damore, John (Northwestern), C .....	50	1957, 59	Dreyer, Wally* (Wisconsin), HB .....	3, 8	1949
Daniell, Jim* (Ohio State), T .....	99	1945	Driscoll, Paddy* (Northwestern), HB .....	1, 20	1920; 26-29
Daniels, Dick (Pacific-Oregon), S .....	23	1969-70	Drulis, Chuck* (Temple), G .....	14, 21	1942, 45-50
Daniels, Phillip (Georgia), DE .....	93	2000-03	Drury, Lyle* (St. Louis), E .....	23	1930-31
Davis, Art* (Alabama State), T .....	70, 78	1953-54	Drzewiecki, Ron* (Marquette), HB .....	21	1955; 57
Davis, Chauncey (Florida State), DE .....	94	2011	Duarte, George (N Arizona), CB .....	30	1987
Davis, Fred* (Alabama), T .....	24	1946-51	Ducasse, Vladimir (Massachusetts), G .....	62	2015
Davis, Harper (Miss. St.), HB .....	19	1950	Duerson, Dave* (Notre Dame), S .....	22	1983-89
Davis, Jason (Illinois), FB .....	43	2008	Dugger, Jack* (Ohio State), E .....	12	1949
Davis, John (Emporia State), TE .....	82	2001-02	Dulaney, Mike (North Carolina), RB .....	38	1997
Davis, John (Missouri), DB .....	47	1970	Dunlap, Bob* (Oklahoma), QB .....	30	1935
Davis, Kellen (Michigan State), TE .....	87	2008-12	Dunn, Brandon (Louisville), DT .....	98	2014-15
Davis, Rashied (San Jose St.), CB/WR .....	21, 81	2005-10	Dunsmore, Pat (Drake), TE .....	91	1983-84
Davis, Rob (Shippensburg - PA), DT/LS .....	91	1996	Duvic, John (Northwestern), K .....	10	1987
Davis, Roger (Syracuse), G .....	60	1960-63	Dvoracek, Dusty (Oklahoma), DT .....	98	2007-08
Davis, Russell (North Carolina), DE .....	95	1999	Dyko, Chris* (Washington St.), T .....	68	1989
Davis, Wendell (LSU), WR .....	82	1988-93			
de la Puente, Brian (California), C/G .....	64	2014			

**E**

Earl, Robin (Washington), RB/TE.....	39, 81	1977-82
Ecker, Ed* (John Carroll), T.....	22	1947
Edinger, Paul (Michigan State), K.....	2	2000-04
Edison, Cornelius (Portland State), OL.....	60	2016
Edwards, Brian (East Tenn. St.), RB.....	38	2000
Edwards, Cid (Tennessee State), RB.....	37	1975
Edwards, Lavar (LSU), DL.....	76	2015
Edwards, Marc (Notre Dame), FB.....	49	2005
Edwards, Steve (Central Florida), T.....	79	2002-05
Eilers, Pat (Notre Dame), S.....	25, 37	1995
Eldridge, Brody (Oklahoma), TE.....	88	2012
Elliott, Jamin (Delaware), WR.....	87	2002
Ellis, Allan* (UCLA), CB.....	48	73-77;79-80
Elnes, Leland* (Bradley), QB.....	10, 11	1929
Ely, Harold* (Iowa), G.....	11	1932
Ely, Larry (Iowa), LB.....	54	1975
Enderle, Nathan (Idaho), QB.....	10	2011
Engebretsen, Paul* (Northwestern), G.....	21	1932
Englund, Harry*, E.....	15	1920-23
Engram, Bobby (Penn State), WR.....	81	1996-2000
Enis, Curtis (Penn State), RB.....	39, 44	1998-2000
Epps, Tony* (Memphis State), DT.....	65	1993-94
Erickson, Craig (Miami-Fla.), QB.....	19	1999
Erickson, Harold* (Wash. & Jeff.), HB.....	26	1925
Evans, Earl* (Harvard), T.....	19, 44	1926-29
Evans, Fred* (Notre Dame), HB.....	11	1948
Evans, Vince (USC), QB.....	8	1977-83
Everett, Tyler (Ohio State), S.....	22	2006
Evey, Dick* (Tennessee), T.....	79	1964-69

**F**

Fabuluje, Tayo (TCU), T.....	73	2015
Fada, Rob (Pittsburgh), G.....	92	1983-84
Fain, Richard (Florida), CB.....	24	1992
Fales, David (San Jose State), QB.....	12, 9	2014-16
Falkenberg, Herb* (Trinity), FB.....	30	1952
Famiglietti, Gary* (Boston U.), FB.....	2	1938-45
Fanning, Stan* (Idaho), T.....	65	1960-62
Farmer, George (UCLA), WR.....	43	1970-75
Farrington, John* (Prairie View), E.....	84	1960-63
Farris, Tom* (Wisconsin), QB.....	36	1946-47
Faulkerson, Mike (North Carolina), FB.....	38	1995-96
Feathers, Beattie* (Tennessee), HB.....	48	1934-37
Febel, Fritz* (Purdue), G.....	28	1935
Federovich, John* (Davis & Elkins), T.....	34	1941-42
Feely, Jay (Michigan), K.....	4	2014
Feichtinger, Andy*, E.....	11	1920-21
Fencik, Gary (Yale), S.....	45	1976-87
Fenimore, Bob* (Oklahoma A&M), HB.....	55	1947
Ferguson, Ego (LSU), DT.....	95	2014-15
Ferguson, JB, T.....	**	1932

Ferguson, Jim (South Carolina), C/LB.....	58	1969
Fetz, Gus*, FB.....	10	1923
Fiammetta, Tony (Syracuse), FB.....	43	2013-14
Figner, George "Bunny" (Colorado), HB.....	21	1953
Finzer, Dave (DePauw), P.....	15	1984
Fisher, Bob (SMU), TE.....	85	1980-81
Fisher, Jeff (USC), CB.....	24	1981-84
Fitzgerald, Greg (Iowa), DT.....	96	1987
Flaherty, Pat* (Princeton), E.....	15	1923
Flanagan, Dick* (Ohio State), G.....	9	1948-49
Flanagan, Latham* (Carnegie Tech), E.....	19	1931
Flanigan, Jim (Notre Dame), DT.....	68, 99	1994-2000
Fleckenstein, Bill* (Iowa), G.....	15	1925-30
Floyd, Bobby Jack (TCU), FB.....	30	1953
Floyd, Leonard (Georgia), LB.....	94	2016
Flutie, Doug (Boston College), QB.....	2	1986
Fontenot, Al (Baylor), DE.....	96	1993-96
Fontenot, Jerry (Texas A&M), G.....	67	1989-96
Forbes, Marlon (Penn State), S.....	46	1996-98
Ford, Carl (Toledo), WR.....	19	2005
Ford, Charlie (Houston), CB.....	32	1971-73
Ford, Michael (LSU), RB.....	32	2013
Fordham, Jim* (Georgia), FB.....	3	1944-45
Forrest, Tom* (Cincinnati), G.....	62	1974
Forsey, Brock (Boise State), RB.....	44	2003
Forte, Aldo* (Montana State), G.....	23	1939-42
Forté, Matt (Tulane), RB.....	22	2008-15
Fortmann, Dan* (Colgate), G.....	21	1936-43
Fortunato, Joe (Mississippi State), LB.....	31	1955-66
Francis, Sam* (Nebraska), FB.....	38	1937-38
Franklin, Jerry (Arkansas), LB.....	59	2012-13
Franklin, Paul* (Franklin), E.....	9	1930-34
Frazier, Leslie (Alcorn State), CB.....	21	1981-85
Frederick, Andy (New Mexico), T.....	71, 72	1983-85
Freeman, Jerrell (Mary Hardin-Baylor), LB.....	50	2016
Frey, Isaiah (Nevada), CB.....	31	2013-14
Friedman, Lennie (Duke), G.....	62	2005
Frumpp, Milton* (Ohio Wesleyan), G.....	17	1930
Fuller, Kyle (Virginia Tech), CB.....	23	2014-16
Fuller, Steve (Clemson), QB.....	4	1984-86
Furrer, Will (Virginia Tech), QB.....	2	1992

**G**

Gafford, Thomas (Houston), LS.....	43	2015
Gage, Justin (Missouri), WR.....	87, 12	2003-06
Gagnon, Dave (Ferris State), RB.....	21	1974
Gaines, Michael (Central Florida), TE.....	85	2009
Gaines, Wentford (Cincinnati), CB.....	36	1978-80
Galimore, Willie* (Florida A&M), HB.....	28	1957-63
Gallagher, Dave (Michigan), DE.....	76	1974
Gallarneau, Hugh* (Stanford), HB.....	8	1941-42;45-47
Gandy, Mike (Notre Dame), G.....	69	2002-04
Garay, Antonio (Boston College), DT.....	90	2006-07



Gardner, Gilbert (Purdue), LB .....	59	2008
Gardocki, Chris (Clemson), P/K .....	17	1991-94
Garrett, Carl (New Mexico H'lands), RB .....	26	1973-74
Garrett, T.* (Oklahoma A&M), C .....	13	1947-48
Garrett, WD* (Mississippi State), T .....	44	1950
Garvey, Art "Hec"* (Notre Dame), E .....	6	1922-23
Garvey, Ed* (Notre Dame), HB .....	28	1925
Garza, Roberto (Texas A&M-K'ville), G .....	63	2005-14
Gaston, Bruce (Purdue), DL .....	76	2015
Gattis, Josh (Wake Forest), S .....	43	2007
Gault, Willie (Tennessee), WR .....	83	1983-87
Gayle, Shaun (Ohio State), S .....	23	1984-94
Gedney, Chris (Syracuse), TE .....	84	1993-96
Gentry, Curtis (Maryland Eastern Shore), DB .....	46	1966-68
Gentry, Dennis (Baylor), WR .....	29	1982-92
George, Bill* (Wake Forest), C/LB .....	61, 72	1952-65
George, Jeff (Illinois), QB .....	11	2004
Gepford, Sid* (Millikin & Bethany), B .....	6	1920
Gersbach, Carl (West Chester St.), LB .....	59	1975
Geyer, Bill* (Colgate), HB .....	7, 11	1942-43, 46
Gibson, Abe* (Purdue), G .....	65	1958-59
Gibson, Aaron (Wisconsin), C/T .....	78	2003-04
Gibson, Thadeus (Ohio State), DE .....	93	2011
Gilbert, Jarron (San Jose State), DT .....	90	2009
Gilbert, Kline* (Mississippi), T .....	62	1953-57
Gilliam, John (South Carolina St.), WR .....	82	1977
Gilmore, John (Penn State), TE .....	85	2002-07
Glasgow, Brian (N Illinois), TE .....	82, 98	1987
Glenn, Bill* (E Illinois), QB .....	8	1944
Glenn, Jacoby (Central Florida), CB .....	39	2015-16
Glueck, Larry (Villanova), B .....	43	1963-65
Goebel, Paul* (Michigan), E .....	44	1925
Goldman, Eddie (Florida State), DL .....	91	1915-16
Goodnight, Owen* (Hardin-Simmons), QB .....	27	1946
Gordon, Dick (Michigan State), WR .....	45	1965-71
Gordon, Lou* (Illinois), T .....	19	1938
Gorgal, Ken* (Purdue), HB .....	14	1955-56
Gould, Robbie (Penn State), K .....	9	2005-15
Cowins, Brian (Northwestern), K .....	11	1999
Grabowski, Jim (Illinois), RB .....	33	1971
Graham, Conrad (Tennessee), DB .....	37	1973
Graham, Corey (New Hampshire), CB .....	21	2007-11
Graham, Jeff (Ohio State), WR .....	81	1994-95
Grandberry, Ken (Wash. St.), RB .....	47	1974
Grange, Garland "Gardie"* (Illinois), E .....	25	1929-31
Grange, Harold "Red"* (Illinois), HB/DB .....	77	1925; 29-34
Grant, Charles (Georgia), DE .....	94	2010
Grant, Ernest (Ark.-Pine Bluff), DT .....	72	2002
Grant, Larry (Ohio State), LB .....	95	2013
Grasmanis, Paul (Notre Dame), DT .....	93	1996-98
Grasu, Hroniss (Oregon), C .....	55	2015
Gray, Bobby (Louisiana Tech), SS .....	25	2002-04
Gray, Chris (Auburn), G .....	62	1997

Green, Bobby Joe* (Florida), P .....	88	1962-73
Green, Mark (Notre Dame), RB .....	31	1989-92
Green, Mike (Northwestern St.), S .....	43	2000-05
Green, Robert (William & Mary), RB .....	22	1993-96
Greene, Khaseem (Rutgers), LB .....	59	2013-14
Greenwood, Glen* (Iowa), HB .....	**	1924
Griese, Brian (Michigan), QB .....	14	2006-07
Grim, Bob (Oregon State), WR .....	27	1975
Grossman, Rex (Florida), QB .....	8	2003-08
Grosvenor, George* (Colorado), HB .....	8	1935-36
Groy, Ryan (Wisconsin), G .....	79	2014
Grygo, Al* (South Carolina), HB .....	32	1944-45
Gudauskas, Pete* (Murray State), G .....	17	1943-44
Gulyanics, George* (Ellisville JC), HB/P .....	39	1947-55
Gunn, Jimmy* (USC), LB .....	30	1970-75
Gunner, Harry (Oregon State), DE .....	78	1970
Gurode, Andre (Colorado), C/G .....	64	2012

**H**

Haddon, Aldous* (Wash. & Jeff.), B .....	28	1928
Haines, Kris (Notre Dame), WR .....	83	1979-81
Halas, George* (Illinois), E .....	7	1920-29
Hale, Dave (Ottawa), DE .....	75	1969-73
Hall, Deiondre* (Northern Iowa), DB .....	32	2016
Hall, Lemanski (Alabama), LB .....	53	1998
Hallock, Ty (Michigan State), FB .....	49, 94	1998-99
Haluska, Jim (Wisconsin), HB .....	11	1956
Hamilton, Marcus (Virginia), CB .....	24	2008
Hamity, Lewis* (Chicago), HB .....	3	1941
Hamlin, Gene (Western Michigan), C .....	50	1971
Hammond, Henry* (Southwestern), E .....	15	1937
Hampton, Dan (Arkansas), DE/DT .....	99	1979-90
Hanie, Caleb (Colorado State), QB .....	12	2008-11
Hanke, Carl* (Minnesota), G .....	5	1922
Hanny, Frank* (Indiana), E .....	19	1922-26
Hansen, Wayne* (Texas Western), C .....	14, 51	1950-59
Harbaugh, Jim (Michigan), QB .....	4, 14	1987-93
Hardy, Cliff (Michigan State), CB .....	17	1971
Hardy, John (California), DB .....	38	1991
Harley, Charles "Chic"* (Ohio State), RB .....	**	1921
Harmon, Ronnie (Iowa), RB .....	22	1997
Harper, LaSalle (Arkansas), LB .....	54	1989
Harper, Roland (Louisiana Tech), RB .....	35	75-78; 80-82
Harris, Al (Arizona State), DE .....	90	1979-84; 86-87
Harris, Chris (Louisiana-Monroe), S .....	46	2005-06; 10-11
Harris, Chuck (West Virginia), T .....	75	1987
Harris, Frank (NC State), RB .....	36	1987
Harris, Rayment (Ohio State), RB .....	29	1994-97
Harris, Richard* (Grambling), DE .....	84	1974-75
Harris, Sean (Arizona), LB .....	55	1995-2000
Harris, Tommie (Oklahoma), DT .....	91	2004-10
Harris, Walt (Mississippi State), CB .....	27	1996-2001
Harris, Willie (Mississippi State), WR .....	86	1993



# CHICAGO BEARS ALL-TIME ROSTER

Harrison, Jim (Missouri), RB .....	35	1971-74	Hoge, Merrill (Idaho State), RB .....	33	1994
Harrison, Marcus (Arkansas), DT .....	94, 99	2008-10	Hohensee, Mike (Minnesota), QB .....	8	1987
Hart, Tommy (Morris Brown), DE .....	53	1978-79	Hoke, Jonathan (Ball State), CB .....	47	1980
Hartenstine, Mike (Penn State), DE .....	73	1975-86	Holdman, Warrick (Texas A&M), LB .....	53	1999-2003
Hartman, Fred* (Rice), T .....	35	1947	Holloway, Glen* (N Texas State), G .....	61, 62	1970-73
Hartnett, Perry (SMU), G .....	71	1982-83	Holly, Daven (Cincinnati), CB .....	26	2005
Hartsell, Mark (Boston College), QB .....	11	2000	Holman, Willie* (South Carolina St.), DE .....	85	1968-73
Haselrig, Clint (Michigan), WR .....	81	1974	Holmer, Walter* (Northwestern), FB .....	9	1929-30
Hass, Mike (Oregon State), WR .....	83	2007	Holmes, Jaret (Auburn), K .....	10	1999
Hatley, John* (Sul Ross), G .....	65	1953	Holmes, Santonio (Ohio State), WR .....	14	2014
Hawkins, Garland (Syracuse), DE .....	74	1995	Holovak, Mike* (Boston College), FB .....	15	1947-48
Hayden, Kelvin (Illinois), CB .....	24	2012, 14	Holt, Terrence (NC State), S .....	32	2008
Hayes, Geno (Florida State), LB .....	58	2012	Hood, Ziggy (Missouri), DL .....	90	2015
Haynes, Michael (Penn State), DE .....	97	2003-05	Hoptowit, Al* (Washington State), T .....	26	1941-45
Hazelton, Major (Florida A&M), DB .....	49	1968-69	Horan, Mike (Long Beach State), P .....	2	1998
Healey, Ed* (Dartmouth), T .....	16	1922-27	Horn, Levi (Montana), T .....	79	2011
Healy, Don (Maryland), G .....	60	1958-59	Horton, Larry (Iowa), DT .....	64	1972-73
Hearden, Tom* (Notre Dame), QB .....	80	1929	Housler, Rob (Florida Atlantic) .....	88	2015
Heck, Andy (Notre Dame), T .....	64	1994-98	Houston, Lamarr (Texas), DT .....	99	2014-16
Heileman, Charles* (Iowa State), E .....	**	1939	Houston-Carson, DeAndre (William & Mary), DB36		2016
Heimuli, Lakei (BYU), RB .....	38	1987	Howard, Bobbie (Notre Dame), LB .....	52	2001-03
Helwig, John* (Notre Dame), G .....	80	1953-56	Howard, Dana (Illinois), LB .....	95	1996
Hempel, Bill* (Carroll), T .....	19	1942	Howard, Jordan (Indiana), RB .....	24	2016
Henderson, Reuben (San Diego St.), CB .....	20	1981-82	Howley, Charles (West Virginia), C .....	54	1958-59
Henry, Ricky (Nebraska), G .....	64	2011	Hoyer, Brian (Michigan State), QB .....	2	2016
Hensley, Dick (Kentucky), E .....	82	1953	Hrivanak, Gary (Purdue), DT .....	72	1973-76
Hernandez, Adam (Yale), G .....	78	1998	Huarte, John (Notre Dame), QB .....	7	1972
Herridon, Jimmy (Houston), T .....	74	1997-2001	Huerta, Carlos (Miami-FL), K .....	8	1996
Herron, Bruce (New Mexico), LB .....	51	1978-82	Hudson, Chris (Colorado), S .....	47	1999
Hester, Devin (Miami-FL), CB/KR/PR/WR .....	23	2006-13	Huff, Gary (Florida State), QB .....	19	1973-76
Hester, Jim* (North Dakota), TE .....	86	1970	Huffine, Ken* (Purdue), FB .....	5	1921
Hewitt, Bill* (Michigan), E .....	56	1932-36	Hugasian, Harry (Stanford), HB .....	48	1955
Heyward, Craig* (Pittsburgh), FB .....	45	1993	Hughes, Billy* (Texas), C .....	24	1940-41
Hibbs, Jesse* (USC), T .....	54	1931	Hughes, Tyrone (Nebraska), PR/KR .....	33	1997
Hicks, Akiem (Regina), DL .....	96	2016	Hull, Mike (USC), FB .....	33	1968-70
Hicks, Michael (S. Carolina St.), RB .....	44	1996-97	Hultz, Don (Southern Miss.), DT .....	67	1974
Hicks, Tom (Illinois), LB .....	54	1976-80	Humphries, Stefan (Michigan), G .....	75	1984-86
High, Lennie*, HB .....	24	1920	Hunsinger, Chuck (Florida), HB .....	46	1950-52
Hiles, Van (Kentucky), S .....	48	1997	Hunt, Jackie* (Marshall), HB .....	25	1945
Hilgenberg, Jay (Iowa), C .....	63	1981-91	Huntington, Greg (Penn State), G .....	67	1997-99
Hill, Charles (Maryland), DT .....	74	2003	Hurd, Sam (Northern Illinois), WR .....	81	2011
Hill, Harlon* (North Alabama), E .....	87	1954-61	Hurst, Demontre (Oklahoma), CB .....	30	2014-16
Hill, Ike (Catawba), WR .....	17	1973-74	Hurst, William* (Oregon), G .....	**	1924
Hills, Keno (Southwestern La.), G/T .....	68	1999	Hutchison, Anthony (Texas Tech), RB .....	31	1983-84
Hillenmeyer, Hunter (Vanderbilt), LB .....	92	2003-10	Hutchinson, Chad (Stanford), QB .....	9	2004
Hilliard, Randy (NW Louisiana), CB .....	47	1998	Huther, Bruce (New Hampshire), LB .....	57	1982
Hintz, Mike (Wis-Platteville), DB .....	35	1987	Hyché, Steve (Livingston), LB .....	58	1989
Hoban, Mike (Michigan), G .....	67	1974	Hyland, Bob (Boston College), C .....	50	1970
Hobscheid, Fred* (Chicago), G .....	**	1927			
Hodgins, Norm (LSU), S .....	34	1974			
Hoffman, Jack* (Xavier), E .....	82	1952-56	I		
Hoffman, John (Hawaii), DE .....	79	1971	Idonije, Israel (Manitoba), DE .....	71	2004-12
Hoffman, John "Jack"* (Arkansas), E .....	29, 89, 82	1949-56	Iglesias, Juaguin (Oklahoma), WR .....	17	2009
			Ingwerson, Burt* (Illinois), G .....	10	1920-21





Ippolito, Anthony* (Purdue), G .....	82	1943
Ireland, Darwin (Arkansas), LB.....	52, 60	1994-95
Ivlow, John (Colorado State), RB.....	46	1993
Iwuh, Brian (Colorado), LB.....	52	2010-11

**J**

Jackson, Bobby* (Alabama), HB.....	20	1961
Jackson, Jack (Florida), WR .....	88	1995-96
Jackson, John (USC), WR .....	82	1996
Jackson, Noah (Tampa), G.....	65	1975-83
Jackson, Randy (Florida), T.....	65	1967-74
Jackson, Vestee (Washington), CB.....	24	1986-90
Jaeger, Jeff (Washington), K.....	1	1996-99
Jagade, Chick* (Indiana), FB.....	30	1954-55
James, Dan* (Ohio State), T.....	74	1967
Janata, John (Illinois), T.....	72	1983
Janet, Ernie (Washington), G.....	64	1972-74
January, Mike (Texas), LB.....	94	1987
Jarmoluk, Mike* (Temple), T.....	25	1946-47
Jecha, Ralph (Northwestern), G.....	69	1955
Jeffery, Alshon (South Carolina), WR.....	17	2012-16
Jeffries, Eric (Texas), CB .....	24, 31	1987
Jencks, Robert* (Miami, OH), E.....	80	1963-64
Jenkins, Corey (South Carolina), LB.....	53	2004
Jenkins, Jarvis (Clemson), DL.....	96	2015
Jennings, Keith (Clemson), TE.....	85	1991-97
Jennings, Tim (Georgia), CB.....	26	2010-14
Jensvold, Leo* (Iowa), QB.....	10	1931
Jeter, Bob (Iowa), CB.....	29	1971-73
Jeter, Perry (California Poly Tech), RB.....	21	1956-57
Jewett, Bob (Michigan State), E.....	86	1958
Jiggetts, Dan (Harvard), T.....	62	1976-82
Jimoh, Ade (Utah State), CB.....	35	2007
Joe, Leon (Maryland), LB.....	53	2004-06
Joesting, Herb* (Minnesota), FB.....	33	1931-32
Johnson, Albert* (Kentucky), FB.....	3	1938
Johnson, Anthony (Notre Dame), RB.....	25	1995
Johnson, Bill* (SMU), G.....	33	1946-47
Johnson, Brent (Tenn.-Chattanooga), C/G.....	53	1987
Johnson, Bryan (Boise State), FB.....	47	2004-05
Johnson, Clyde (Kansas State), DB.....	35	1997
Johnson, Greg (Florida State), DT.....	78	1977
Johnson, Herman (LSU), G.....	67	2010
Johnson, Jack (Miami-FL), B.....	49	1957-59
Johnson, John (Indiana), T.....	76	1963-68
Johnson, Keshon (Arizona), CB.....	25, 37	1993-95
Johnson, Leo* (Millikin), HB.....	8	1920
Johnson, Leon (North Carolina), RB.....	32	2001-02
Johnson, Oscar*, (Vermont), FB.....	1, 10	1924
Johnson, Pete (VMI), B.....	20	1959
Johnson, Robert (Auburn), TE.....	82	2003
Johnson, Tank (Washington), DT.....	99	2004-06
Johnson, Todd (Florida), S.....	32, 35	2003-06

Johnson, Troy (Oklahoma), LB.....	92	1988-89
Johnson, Will (NE Louisiana), LB.....	89, 93	1987
Johnsos, Luke* (Northwestern), E.....	24	1929-36
Jones, Bob (San Diego State), E.....	43	1967
Jones, Christian (Florida State), LB.....	59, 52	2014-16
Jones, Dante (Oklahoma), LB.....	53	1988-94
Jones, Daryl (Miami-FL), WR.....	82	2004
Jones, Edgar* (Pittsburgh), HB.....	27, 37	1945
Jones, Greg (Colorado), LB.....	55	2001
Jones, Jeremy (Wayne State), S.....	46	2012
Jones, Jermaine (Northwestern St.), CB.....	26	1999
Jones, Jerry* (Notre Dame), G.....	12	1920-21
Jones, Jimmy (Wisconsin), E.....	80	1965-67
Jones, Kevin (Virginia Tech), RB.....	27	2008-09
Jones, Stan* (Maryland), T.....	78	1954-65
Jones, Thomas (Virginia), RB.....	20	2004-06
Jones-Quarte, Harold (Findlay), S.....	29	2015-16
Joyce, Eric (Tennessee State), DB.....	38	2002
Jordan, Donald (Houston), RB.....	49	1984
Joseph, Dwayne (Syracuse), CB.....	32	1995-96
Juenger, Dave (Ohio U.), WR.....	38	1973
June, Cato (Michigan), LB.....	59	2009
Jurkovic, Mirko* (Notre Dame), G.....	64	1992

**K**

Karr, William* (West Virginia), E.....	22	1933-38
Karras, Ted* (Indiana), G.....	67	1960-64
Karwales, Jack* (Michigan), E.....	33	1946-47
Kashama, Alain (Michigan), DE.....	94	2004
Kassel, Chuck* (Illinois), E.....	24	1927
Kavanaugh, Ken* (LSU), E.....	51	40-41; 45-50
Kawal, Ed* (Illinois), C.....	19, 27	1931-36
Keane, Jim* (Iowa State), E.....	20	1946-51
Keefe, Jerry* (Notre Dame), G.....	**	1920
Kelly, Elmo* (Wichita), E.....	76	1944
Kelly, Jim (Tennessee State), TE.....	88	1974
Kendricks, Jim* (Texas A&M), T.....	6, 26	1924
Kennedy, Jimmy (Penn State), DT.....	72	2007
Kennison, Eddie (LSU), WR.....	82	2000
Keriasotis, Nick* (St. Ambrose), G.....	19	1942-44
Keyes, Marcus (North Alabama), DT.....	73	1996-97
Keys, Tyrone (Mississippi St.), DE.....	98	1983-85
Kiesling, Walter* (St. Thomas), G.....	25	1934
Kilcullen, Bob (Texas Tech), T.....	74	1957-65
Kilgore, Jon (Auburn), P.....	80	1968
Kindt, Don* (Wisconsin), HB.....	6, 81	1947-55
Kindt, Don Jr. (Wis-LaCrosse), TE.....	81	1987
King, Ralph* (Chicago), T.....	2	1925
Kinney, Steve (Utah State), T.....	63	1973-74
Kirk, Ken* (Mississippi), C.....	53	1960
Kissell, Adolph* (Boston College), FB.....	18	1942
Kittner, Kurt (Illinois), QB.....	15	2005
Klawitter, Dick* (S. Dakota State), C.....	54	1956-57



# CHICAGO BEARS ALL-TIME ROSTER

Klein, Richard* (Iowa), T.....	79	1958-59
Knapczyk, Ken (Northern Iowa), WR.....	88	1987
Knight, Bryan (Pittsburgh), LB.....	90	2002-03
Knop, Oscar* (Illinois), FB.....	11	1923-28
Knox, Bill (Purdue), DB.....	31	1974-76
Knox, Johnny (Abilene Christian), WR/KR.....	13	2009-12
Knox, Ron* (UCLA), QB.....	18	1957
Koehler, Robert* (Northwestern), FB.....	3	1920-21
Kolman, Ed* (Temple), T.....	29	1940-44
Komar, Max (Idaho), WR.....	83	2011
Konovsky, Bob* (Wisconsin), G.....	58	1960
Kopcha, Joe* (Chattanooga), G.....	29	1929-35
Kortas, Kenneth (Louisville), T.....	70	1969
Kosins, Gary (Dayton), RB.....	33	1972-74
Kozlowski, Glen (BYU), WR.....	88	1987-92
Kramer, Erik (NC State), QB.....	12	1994-98
Kreamcheck, John* (Wm. & Mary), T.....	58	1953-55
Kreitling, Rich (Illinois), E.....	82	1964
Krenk, Mitch (Nebraska), TE.....	89	1984
Krenzel, Craig (Ohio State), QB.....	16	2004
Kreutz, Olin (Washington), C.....	57	1998-2010
Krieg, Dave (Milton College - WI), QB.....	17	1996
Kriewald, Doug (West Texas State), G.....	60	1967-68
Krumm, Todd (Michigan State), S.....	44	1988
Kuechenberg, Rudy (Indiana), LB.....	59	1967-69
Kunz, Lee (Nebraska), LB.....	57	1979-81
Kurek, Ralph (Wisconsin), FB.....	32	1965-70
Kush, Eric (California, Pa.), OL.....	64	2016
Kwiatkowski, Nick (West Virginia), LB.....	44	2016

## L

Lacina, Corbin (Augustana), G.....	63	2003
Lacy, Bo (Arkansas), G.....	69	2004
LaFavor, Tron (Florida), DT.....	73	2003
LaFleur, Joe* (Marquette), FB.....	2	1922-24
LaForest, W*, FB.....	**	1920
Lahar, Harold* (Oklahoma), G.....	12	1941-1945
Lamb, Walter* (Oklahoma), E.....	12	1946
Landry, Greg (Massachusetts), QB.....	11	1984
Lane, Austen (Murray State), DE.....	73	2014
Langford, Jeremy (Michigan State), RB.....	33	2015-16
Lanning, Spencer (South Carolina), P.....	4	2015
Lanum, R. "Jake"* (Ill & Millikin), QB.....	1	1920-24
LaRocque, Joey (Oregon State), LB.....	90	2008
Larson, Fred* (Notre Dame), C.....	14, 17	1922
Larson, Ted (N.C. State), OL.....	62	2016
Lashar, Tim (Oklahoma), K.....	16	1987
Lasike, Paul (BYU), FB.....	47	2016
Lasker, Greg (Arkansas), S.....	31	1988
Latta, Greg* (Morgan State), TE.....	88	1975-80
Lattimore, Dede (South Florida), LB.....	96	2014
Lawler, Allen* (Texas), HB.....	33	1948
Lawson, Roger (W. Michigan), RB.....	36	1972-73

Layne, Bobby* (Texas), QB.....	22	1948
Leahy, Bernie* (Notre Dame), HB.....	6	1932
LeBlanc, Cre'Von (Florida Atlantic), DB.....	22	2016
Leclerc, Roger (Trinity), K/LB.....	54, 83	1960-66
Le Bel, Harper (Colorado State), LS.....	88	1997
Lee, Buddy (LSU), QB.....	14	1971
Lee, Herman* (Florida A&M), T.....	70	1958-66
Lee, Khari (Bowie State), TE.....	82	2015
Lee, Shawn* (North Alabama), DE.....	76	1998
Leeuwenburg, Jay (Colorado), G.....	58	1992-95
Leeuwenburg, Rich (Stanford), T.....	57	1965
Leggett, Earl* (LSU), T.....	71	1957-65
Lemon, Clifford* (Centre), T.....	9	1926
Leno, Jr., Charles (Boise State), T.....	72	2014-16
Leonard, James* (Colgate), T.....	**	1924
Lesane, James* (Virginia), HB.....	49	1952-53
Lewis, Darren (Texas A&M), RB.....	33	1991-93
Lewis, Nate (Oregon Tech), WR.....	82	1994-95
Lewis, Scotty (Baylor), DT.....	79	1995
Lick, Dennis (Wisconsin), T.....	70	1976-81
Lincoln, Jeremy (Tennessee), CB.....	39	1992-95
Line, Bill (SMU), DT.....	67	1972
Lintzenich, Joseph* (St. Louis), FB.....	7	1930-31
Lipscomb, Paul* (Tennessee), T.....	74	1954
Lisch, Rusty (Notre Dame), QB.....	12	1984
Littleton, Jody (Baylor), LS.....	63	2002
Livers, Virgil (W. Kentucky), CB.....	24	1975-79
Livingston, Andy (Phoenix JC), B.....	48	1964-65
Livingston, Howie* (Fullerton JC), DB.....	48	1953
Lloyd, Brandon (Illinois), WR.....	80	2008
Logan, James (Indiana), G.....	20, 37	1942-43
Long, Harvey* (Detroit), T.....	27	1929
Long, Joe (Wayne State), T.....	76	2013
Long, Kyle (Oregon), G.....	75	2013-16
Long, Johnny* (Colgate), QB.....	33	1944-45
Lott, Andre (Tennessee), DB.....	26	2006
Louis, Lance (San Diego State), G.....	60	2009-12
Louis-Jean, Al (Boston College), CB.....	39	2014
Lowe, Lloyd (North Texas State), HB.....	28	1953-54
Lowery, Michael (Mississippi), LB.....	53	1996-97
Luckman, Sid* (Columbia), QB/P.....	42	1939-50
Lujack, Johnny (Notre Dame), QB.....	32	1948-51
Lundy, Dennis (Northwestern), RB.....	43	1995
Lusby, Vaughn (Arkansas), CB.....	29	1980
Lyle, Garry (G. Washington), CB.....	44	1968-74
Lyman, Dustin (Wake Forest), TE.....	89	2000-04
Lyman, Roy "Link"* (Neb.), T.....	2, 11, 12, 14, 77 26-28;30-31;33-34	
Lynch, Lorenzo (Cal St.-Sac.), DB.....	43	1987-89
Lyon, George* (Kansas State), T.....	17	1929

## M

MacLeod, Robert* (Dartmouth), HB.....	5	1939-40
---------------------------------------	---	---------



Macon, Ed* (College of Pacific), HB.....	25	1952-53	Mayes, Rufus* (Ohio State), T.....	71	1969
MacWherter, Kile* (Bethany), FB.....	14	1920	Maynard, Brad (Ball State), P.....	4	2001-10
Magnani, Dante* (St. Mary's), HB.....	3, 4, 8	1943; 46; 49	Maznicki, Frank* (Boston College), HB.....	4	1942; 46
Maillard, Ralph* (Creighton), T.....	23	1929	McAfee, George* (Duke), HB/DB.....	5, 33	1940-41;45-50
Malone, Charles* (Texas A&M), E.....	25	1933	McBride, Trumaine (Mississippi), CB.....	26	2007-09
Manders, Jack* (Minnesota), HB.....	10	1933-40	McCants, Matt (UAB), OL.....	68	2016
Maneri, Steve (Temple), TE.....	87	2013	McClellin, Shea (Boise State), DE.....	99, 50	2012-15
Maness, James (TCU), WR.....	81	1985	McClendon, Willie (Georgia), RB.....	37	1979-82
Mangum, John (Alabama), S.....	26	1990-98	McClover, Darrell (Miami-FL), LB.....	58, 98	2006-09
Maniaci, Joe* (Fordham), RB.....	11	1938-41	McColl, Bill (Stanford), E.....	83	1952-59
Mannelly, Patrick (Duke), T/LS.....	65	1998-2013	McCown, Josh (Sam Houston St.), QB.....	15, 12	2011-13
Manning, Danieal (Abilene Christian), S/KR.....	38	2006-10	McCray, Bruce (W Illinois), CB.....	31	1987
Manning, Pete (Wake Forest), E.....	86	1960-61	McCray, Danny (LSU), S.....	29	2014
Manning, Terrell (NC State), LB.....	53	2014	McDonald, Lester* (Nebraska), E.....	76	1937-39
Manning, Jr., Ricky (UCLA), CB.....	24	2006-07	McDonald, Rico (Pittsburgh), LB.....	54	1998-99
Manske, Edgar "Eggs"* (Northwestern), E.....	7, 17	1937-40	McElroy, Ray (Eastern Illinois), S.....	47	2000
Manumaleuna, Brandon (Arizona), TE.....	86	2010	McElwain, Bill* (Northwestern), HB.....	29	1925
Marconi, Joe* (West Virginia), FB.....	34	1962-66	McEnulty, Doug* (Wichita), FB.....	29	1943-44
Mare, Olindo (Syracuse), K.....	10	2012	McGee, Richmond (Texas), P.....	10	2009
Margarita, Bob* (Brown), HB.....	44	1944-46	McGee, Tony (Bishop College), DE.....	71	1971-73
Margerum, Ken (Stanford), WR.....	82, 89	81-83;85-86	McGowan, Brandon (Maine), C.....	36	2005-08
Mariani, Marc (Montana), WR/KR.....	80	2014-15	McGuire, Gene (Notre Dame), C.....	60	1993
Marshall, Alfonso (Miami-FL), CB.....	22	2004	McInerney, Sean (Frostburg State), DT.....	68	1987
Marshall, Anthony (LSU), DB.....	36	1994-97	McKenzie, Keith (Ball State), DT.....	95	2002
Marshall, Brandon (Central Florida).....	15	2012-14	McKie, Jason (Temple), FB.....	37	2003-09
Marshall, Wilber (Florida), LB.....	58	1984-87	McKinnely, Phil (UCLA), T.....	67	1982
Martin, James (Boston College), T.....	72	2009	McKinney, Bill (West Texas), LB.....	54	1972
Martin, Bill (Georgia Tech), E.....	22, 85	1964-65	McKinnon, Dennis (Florida State), WR.....	85	83-85;87-89
Martin, Billy* (Minnesota), HB.....	22	1962-64	McLean, Ray "Scooter"* (St. Anselm), HB/K.....	57	1940-47
Martin, Chris (Northwestern), CB.....	25	1996	McMahon, Jim (BYU), QB.....	9	1982-88
Martin, Dave (Notre Dame), LB.....	53	1969	McManis, Sherrick (Northwestern), CB.....	27	2012-16
Martin, Derrick (Wyoming), CB.....	39	2013	McMichael, Steve (Texas), DT.....	76	1981-93
Martin, Frank* (Alabama), HB.....	33	1941	McMillen, Jim* (Illinois), G.....	22	1924-29
Martin, Sherrod (Troy), S.....	36	2015	McMillon, Todd (N. Arizona), CB.....	26	2000-04
Martinovich, Phil* (Coll. of Pacific), G.....	19, 66	1940	McMullen, Daniel* (Nebraska), G.....	21	1930-31
Maslowski, Matt (San Diego U.), WR.....	46, 82	1972	McMurtry, Greg (Michigan), WR.....	88	1994
Mass, Wayne (Clemson), DT.....	74	1968-70	McNown, Cade (UCLA), QB.....	8	1999-2000
Massey, Chris (Marshall), LS.....	45	2011	McPhee, Pernel (Mississippi State), LB.....	92	2015-16
Massie, Bobby (Mississippi), OL.....	70	2016	McPherson, Forrest* (Nebraska), G.....	25	1935
Masters, Bob* (Baylor), FB.....	37	1943-44	McQuarters, R.W. (Oklahoma St.), CB.....	21	2000-04
Masterson, Bernie* (Nebraska), QB.....	33	1934-40	McRae, Bennie* (Michigan), DB.....	26	1962-70
Masterson, Forest (Iowa), C.....	15	1945	McRae, Franklin (Tenn. State), DT.....	58	1967
Mastrogany, Gus* (Iowa), E.....	29	1931	Meadows, Ed* (Duke), E.....	76, 86	1954-56
Matheson, Jack* (W. Michigan), E.....	41	1947	Mellekas, John* (Arizona), T/C.....	76	1956-61
Mattes, Ron (Virginia), T.....	75	1991	Melton, Henry (Texas), DE.....	69	2010-13
Matthews, Shane (Florida), QB.....	9	1993-96; 99-01	Meredith, Cameron (Illinois State), WR.....	81	2015-16
Mattson, Riley (Oregon), T.....	75	1965	Meriweather, Brandon (Miami), S.....	31	2011
Matuza, Al* (Georgetown), C.....	15	1941-44	Merkel, Monte* (Kansas), G.....	13	1942-43
Maumalanga, Chris (Kansas), DT.....	72	1997	Merrill, Mark (Minnesota), LB.....	50	1979
Maxe, Marcus (Miami-FL), CB.....	27	2006	Merrill, Thad (Yale), S.....	22	2001
May, Chester*, G.....	19	1920	Merritt, Ahmad (Wisconsin), WR.....	81	2001-03
May, Walter O. "Red"*, G.....	19	1920	Metcalf, Terrence (Mississippi), T/G.....	60	2002-08
Mayes, Alonzo (Oklahoma State), TE.....	85	1998-2000	Meyers, Denny* (Iowa), T.....	33	1931



# CHICAGO BEARS ALL-TIME ROSTER

Meyers, Jerry* (N Illinois), DL .....	74	1976-79
Michaels, Edward* (Villanova), G.....	18	1936
Mihal, Joe* (Purdue), T.....	27	1940-41
Milburn, Glyn (Stanford), RB/KR.....	24	1998-2001
Miller, Charles "Ookie"* (Purdue), C.....	76	1932-37
Miller, Fred (Baylor), T.....	69	2005-08
Miller, Jim (Michigan State), QB.....	15	1998-2002
Miller, Jordan (Southern), DT.....	96	2011
Miller, Milford* (Chadron), T.....	26, 76	1932
Miller, Zach (Nebraska-Omaha).....	86	2015-16
Mills, Jordan (Louisiana Tech), T.....	67	2013-14
Milner, Bill* (Duke), G.....	38	1947-49
Milton, Eldridge (Clemson), LB.....	57	1987
Mines, Fontel (Virginia), TE.....	89	2007
Miniefield, Kevin (Arizona State), CB.....	24	1993-96
Minini, Frank (San Jose State), HB.....	44	1947-49
Minter, Barry (Tulsa), LB.....	92	1993-2000
Minter, Zach (Montana State), DT.....	96	2013
Mintun, John F. "Jake"*., C.....	20	1920-21
Mirer, Rick (Notre Dame), QB.....	13	1997
Mitchell, Charley* (Tulsa), HB.....	37	1945
Mitchell, Qasim (No. Car. A&T), T.....	72	2003-05
Mitchell, Terrance (Oregon), CB.....	20	2014-15
Mohardt, John* (Notre Dame), HB.....	26	1925
Molesworth, Keith* (Monmouth), HB.....	4	1931-37
Montgomery, Randy (Weber State), CB.....	27	1974
Montgomery, Ross (TCU), FB.....	22	1969-70
Montgomery, Will (Virginia Tech), C.....	64	2015
Mooney, Jim* (Georgetown), E.....	18	1935
Mooney, Tip* (Abilene Christian), HB.....	4	1944-46
Moore, Albert* (Northwestern), QB.....	8	1932
Moore, Damon (Ohio State), SS.....	37	2002
Moore, D.J. (Vanderbilt), CB.....	30	2009-12
Moore, Jerry (Arkansas), S.....	18	1971-72
Moore, Joe (Missouri), RB.....	49	1971-72
Moore, Joshua (Kansas State), CB.....	31	2010
Moore, McNeil (Sam Houston), HB.....	29	1954-56
Moore, Rocco (Western Michigan), G.....	71	1980
Moorehead, Emery (Colorado), TE.....	43, 87	1981-88
Moreno, Moses (Colorado State), QB.....	4	1998
Morgan, Anthony (Tennessee), WR.....	81	1991-93
Morgan, Josh (Virginia Tech), WR.....	19	2014
Morgan, Mike (Wisconsin), RB.....	29	1978
Morris, Byron "Bam" (Texas Tech), RB.....	33	1998
Morris, Frank* (Boston U.), HB.....	11	1942
Morris, Johnny (Santa Barbara), FL.....	47	1958-67
Morris, Jon (Holy Cross), C.....	63	1978
Morris, Larry* (Georgia Tech), LB.....	33	1959-65
Morris, Ray (UTEP), LB.....	92	1987
Morris, Ron (SMU), WR.....	84	1987-92
Morrisson, Fred "Curley" (Ohio State), FB/P.....	15	1950-53
Morrissey, Jim (Michigan State), LB.....	51	1985-93
Morton, John* (Missouri), HB.....	36	1945

Moser, Robert* (Pacific), C.....	55	1951-53
Mosley, Anthony (Fresno State), RB.....	46	1987
Mosley, Henry* (Morris Brown), HB.....	49, 90	1955
Mostert, Raheem (Purdue), RB.....	25	2016
Mucha, Charles (Washington), G.....	**	1935
Mucha, Rudy* (Washington), G.....	16	1945-46
Muckensturm, Jerry (Arkansas St.), LB.....	58	1976-80; 82-83
Mudd, Howard (Hillsdale), G.....	68	1969-70
Muhammad, Muhsin (Michigan St.), WR.....	87	2005-07
Mullen, Verne* (Illinois), E.....	15, 21	1923-25
Mulligan, Matthew (Maine), TE.....	85	2014
Mullins, Don R. (Houston), HB.....	40	1961-62
Mullins, Noah* (Kentucky), HB.....	10	1946-49
Mundee, Fred* (Notre Dame), C.....	20, 36	1943-45
Mundy, Ryan (West Virginia), S.....	21	2014
Murray, Richard* (Marquette), T.....	18	1924
Murry, Don* (Wisconsin), T.....	18	1924-31
Musso, George* (Millikin), G.....	16	1933-44
Musso, Johnny (Alabama), RB.....	22	1975-77
Muster, Brad (Stanford), FB.....	25	1988-92
Myslinski, Tom (Tennessee), OL.....	69	1993-94

## N

Nagurski, Bronko* (Minnesota), FB/T.....	3, 16	1930-37; 43
Neacy, Clement* (Colgate), E.....	80	1927
Neal, Dan (Kentucky), C.....	52	1975-83
Neal, Ed* (LSU), G.....	58	1951
Neck, Tommy* (LSU), HB.....	48	1962
Neely, Bobby (Virginia), TE.....	87	1996
Negus, Fred* (Wisconsin), C.....	18	1950
Neidert, John (Louisville), LB.....	63	1970
Nelson, Everett* (Illinois), T.....	17	1929
Nesbitt, Dick* (Drake), HB.....	2	1930-33
Newkirk, Robert (Michigan St.), DT.....	62	2000-01
Newsome, Billy (Grambling), DE.....	87	1977
Newton, Bob (Nebraska), G.....	78	1971-75
Nickla, Ed (Maryland), G.....	72	1959
Nielsen, Hans (Michigan State), K.....	6	1981
Nix, Kent (TCU), QB.....	16	1970-71
Nolan, Troy (Arizona State), S.....	43	2012
Nolting, Ray* (Cincinnati), HB.....	25, 33	1936-43
Norberg, Hank* (Stanford), E.....	16	1948
Nordquist, Mark (Pacific), G/C.....	63	1975-76
Nori, Reino* (DeKalb), HB.....	4	1938
Norman, Dick (Stanford), QB.....	12	1961
Norman, Tim (Illinois), G.....	67	1983
Norris, Jon (American Intl.), DE.....	98	1987
Norvell, Jay (Iowa), LB.....	91	1987
Novoselsky, Brent (Penn), TE.....	89	1988
Nowaskey, Bob* (G Washington), E.....	20	1940-42

## O

O'Bradovich, Ed (Illinois), DE.....	87	1962-71
-------------------------------------	----	---------



O'Connell, JF* (Penn State), C.....**	1924	Percival, Mac (Texas Tech), K.....	83	1967-73
O'Connell, Tom* (Illinois), QB.....	1953	Perez, Peter* (Illinois), G.....	19	1945
O'Donnell, Patrick (Miami-FL), P.....	2014-16	Perina, Bob* (Princeton), HB.....	33	1949-50
O'Neill, Pat (Syracuse), P.....	8	Perini, Pete* (Ohio State), FB.....	39	1954-55
O'Quinn, John* (Wake Forest), E.....	37	Perkins, Don* (Plattsville), FB.....	19	1945-46
O'Rourke, Charles* (Boston College), QB.....	48	Perrin, Lonnie (Illinois), RB.....	25	1979
Oakley, Anthony (Western Kentucky), G.....	68	Perry, Senorise (Louisville), RB.....	32	2014
Obee, Terry (Oregon), WR.....	83	Perry, Todd (Kentucky), G.....	75	1993-2000
Odom, Joe, (Purdue), LB.....	59	Perry, William "Refrigerator" (Clemson), DT.....	72	1985-93
Oech, Verne* (Minnesota), G.....	23	Peter, Christian (Nebraska), DT.....	97	2002
Oelerich, John* (St. Ambrose), HB.....	7	Peterson, Adrian (Ga. Southern), RB.....	29	2002-09
Ogden, Ray (Alabama), TE.....	38	Peterson, Anthony (Notre Dame), LB.....	57	1997
Ogunleye, Adewale (Indiana), DE.....	93	Petitbon, Richie (Tulane), S.....	17	1959-68
Okoye, Amobi (Louisville), DT.....	91	Petty, John* (Purdue), FB.....	10	1942
Ola, Michael (Hampton), T/G.....	70	Petty, Ross* (Illinois), G.....	17	1920
Oliver, Jack (Memphis State), T.....	71	Phillips, Loyd (Arkansas), DE.....	86	1967-69
Olsen, Greg (Miami-FL), TE.....	82	Phillips, Reggie (SMU), CB.....	21, 48	1985-87
Omameh, Patrick (Michigan), G/T.....	65	Phipps, Mike (Purdue), QB.....	15	1977-81
Orniyale, Frank (Tennessee Tech), G/T.....	68	Piccolo, Brian* (Wake Forest), RB.....	41	1966-69
Ortego, Keith (McNeese St.), WR.....	89, 96	Pickens, Bob (Nebraska), T.....	70	1967-68
Orton, Kyle (Purdue), QB.....	18	Pickering, Clay (Maine), WR.....	86	1986
Osborne, Jim (Southern), DT.....	68	Pierson, Shurron (South Florida), DE.....	98	2004
Oshinowo, Babatunde (Stanford), DT.....	70	Pifferini, Bob (UCLA), LB.....	58	1972-75
Osmanski, Bill* (Holy Cross), FB.....	9	Pilgrim, Evan (BYU), G.....	65	1995-97
Osmanski, Joe* (Holy Cross), FB.....	18	Pinder, Cyril (Illinois), RB.....	22	1971-72
Overhauser, Chad (UCLA), T.....	69	Pippens, Jerrell (Nebraska), S.....	36	2004
Owens, John (Notre Dame), TE.....	62	Plank, Doug (Ohio State), S.....	46	1975-82
Owens, Montell (Maine), FB.....	24	Plasman, Dick* (Vanderbilt), E.....	14	1937-41; 44
Ozougwu, Cheta (Rice), DE.....	95	Podlesh, Adam (Maryland), P.....	8	2011-13
<b>P</b>				
Pace, Orlando (Ohio State), T.....	76	Podmajersky, Paul* (Illinois), G.....	31	1944
Paea, Stephen (Oregon State), DT.....	92	Polisky, John* (Notre Dame), G.....	16, 27	1929
Pagac, Fred (Ohio State), TE.....	82	Polite, Lousaka (Pittsburgh), FB.....	39	2007
Page, Alan (Notre Dame), DT.....	82	Polk, Octus (Stephen F. Austin), G.....	69	1995-96
Palmer, Dan (Air Force), T.....	73	Pollock, Bill* (Penn. Military Acdy.), HB.....	2	1935-36
Palmer, Jordan (Texas-El Paso), QB.....	2	Pool, Hampton* (Stanford), E.....	76	1940-43
Parrish, James (Temple), T.....	79	Porter, Tracy (Indiana), CB.....	21	2015-16
Parrish, Tony (Washington), S.....	37	Potter, Kevin (Missouri), S.....	20	1983-84
Parsons, Bob (Penn State), P/TE.....	86	Powell, Carl (Louisville), DT.....	72	2001
Patterson, Billy* (Baylor), QB.....	57	Preston, Pat* (Wake Forest), G.....	53	1946-49
Paul, Markus (Syracuse), S.....	36	President, Andre (Angelo St.), TE.....	87	1995
Pauley, Frank Don* (Wash. & Jeff.), T.....	14	Price, Terry (Texas A&M), DT.....	65	1990
Paulsen, Logan (UCLA), TE.....	82	Pride, Dan (Jackson State), LB.....	57	1968-69
Payne, Kevin (La.-Monroe), S.....	44	Primus, Greg (Colorado State), WR.....	87	1994-95
Payton, Sean (E Illinois), QB.....	17	Pritchett, Stanley (South Carolina), FB.....	36	2001-03
Payton, Walter* (Jackson State), RB.....	34	Proctor, Rex* (Rice), HB.....	47	1953
Pearce, W. "Pard" (Penn), QB.....	4	Prosinski, Chris (Wyoming), DB.....	31	2015-16
Pearson, Madison* (Kansas), C.....	26	Proehl, Ricky (Wake Forest), WR.....	87	1997
Pederson, Jim* (Augsburg), HB.....	17	Pruitt, MyCole (Southern Illinois), TE.....	80	2016
Peiffer, Dan (SE Missouri State), C.....	53	Pruitt, Mickey (Colorado), LB.....	46, 52	1988-90
Penn, Chris (Tulsa), WR.....	86	Purnell, James* (Wisconsin), LB.....	53	1964-68
Peppers, Julius (North Carolina), DE.....	2010-13	Pyle, Mike (Yale), C.....	50	1961-69
<b>Q</b>				



# CHICAGO BEARS ALL-TIME ROSTER

Quigley, Ryan (Boston College), P.....1 2012  
 Quinn, Jonathan (Middle Tenn. St.), QB.....12 2004

## R

Rabold, Mike\* (Indiana), G.....64 1964-66  
 Rachal, Chilo (USC), G.....62 2012  
 Rains, Dan (Cincinnati), LB.....53 1982-85  
 Rakestraw, Larry (Georgia), QB.....12 1964-67  
 Ramsey, Frank\* (Oregon State), G.....13 1945  
 Rather, Bo (Michigan), WR.....80 1974-78  
 Ratliff, Jeremiah (Auburn), DT.....96, 90 2013-15  
 Reader, Russ\* (Michigan State), HB.....11 1947  
 Reed, Nick (Oregon), DE.....94 2011  
 Reese, Lloyd\* (Tennessee), FB.....22 1946  
 Reese, Marcus (UCLA), LB.....52 2004  
 Reeves, Carl (NC State), DE.....68 1996-98  
 Reid, Gabe (BYU), TE.....48 2003, 05-06  
 Reilly, Mike (Iowa), LB.....62 1964-68  
 Rentie, Caesar (Oklahoma), T.....71 1988  
 Rentner, Ernest\* (Northwestern), HB.....7, 23 1936-37  
 Reppond, Mike (Arkansas), WR.....81 1973  
 Reynolds, LaRoy (Virginia), LB.....52 2015  
 Reynolds, Tom (San Diego State), WR.....87 1973  
 Rice, Andy (Texas Southern), DT.....70 1972-73  
 Richards, Golden (Hawaii), WR.....83 1978-79  
 Richards, Ray\* (Nebraska), T.....44 1933-36  
 Richardson, Mike (Arizona State), CB.....27 1983-88  
 Richman, Harry\* (Illinois), G.....16 1929  
 Rideau, Brandon (Kansas), WR.....84 2007-08  
 Riley, Karon (Minnesota), DE.....95 2001  
 Riley, Pat (Miami-FL), DT.....78, 95 1995  
 Riley, Phillip (Florida State), WR.....15 1996  
 Rivera, Ron (California), LB.....59 1984-92  
 Rivera, Steve (California), WR.....83 1977  
 Rivers, Garland (Michigan), DB.....32 1987  
 Rives, Don (Texas Tech), LB.....57 1973-78  
 Roach, Nick (Northwestern), LB.....53 2007-12  
 Roberts, Tom\* (DePaul), G.....82 1943-44  
 Roberts, Willie (Houston), CB.....24 1973  
 Robertson, Bernard (Tulane), T.....74 2001-02  
 Robertson, Tracy (Baylor), DE.....72 2013  
 Robertson-Harris, Roy (UTEP), LB.....45 2016  
 Robinson, Bryan\* (Fresno State), DL.....98 1998-2003  
 Robinson, Marcus (S. Carolina), WR.....88 1997-2002  
 Rodenhauer, Mark (Illinois St.), C.....51, 52 1987-88  
 Roder, Mirro, K.....15 1973-74  
 Rodgers, Jacquizz (Oregon State), RB.....35 2015  
 Rodriguez, Evan (Temple), FB.....48 2012  
 Roehlk, Jon\* (Iowa), G.....64 1987  
 Roehnel, William\* (Bradley), G.....69 1958-59  
 Rogers, Mel (Florida AGM), LB.....51 1977  
 Roggeman, Tom (Purdue), G.....67 1956-57  
 Rolle, Antrel (Miami-FL), S.....26 2015

Romanik, Steve\* (Villanova), QB.....12 1950-53  
 Romney, Milton\* (Chicago), QB.....10 1925-29  
 Ronzani, Gene\* (Marquette), QB.....6 33-38;44-45  
 Roper, John (Texas A&M), LB.....55 1989-92  
 Rosario, Dante (Oregon), TE.....88 2013-14  
 Rosequist, Ted\* (Ohio State), T.....23, 47 1934-36  
 Ross, Rashad (Arizona State), WR.....13 2014  
 Rothschild, Doug (Wheaton), LB.....54 1987  
 Rouse, James (Arkansas), RB.....30 1990-91  
 Roveto, John (SW Louisiana), K.....4, 9 1981-82  
 Rowden, Larry (Houston), LB.....53 1971  
 Rowell, Eugene (Dubuque), DT.....65 1987  
 Rowland, Brad (McMurry), HB.....86 1951  
 Rowland, Justin (TCU), HB.....20 1960  
 Royal, Eddie (Virginia Tech), WR.....19 2015-16  
 Rubens, Larry (Montana State), C.....52, 53 1986  
 Runnels, J.D. (Oklahoma), FB.....48 2006  
 Rupp, Nelson\* (Dennison), QB.....\*\* 1921  
 Russell, Reginald (Northwestern), E.....24 1928  
 Ryan, John\* (Detroit), T.....12 1929  
 Ryan, Rocky\* (Illinois), E.....45 1958  
 Ryan, Tim (USC), DT.....96, 99 1990-93  
 Rydalch, Ron (Utah), DT.....76 1975-80  
 Ryzewski, Frank\* (Notre Dame), C.....\*\* 1923  
 Rykovich, Julie\* (Illinois), HB.....11 1949-51

## S

Sacrinity, Nick\* (Wake Forest), QB.....4 1947  
 Salaam, Rashaan\* (Colorado), RB.....31 1995-97  
 Saldi, Jay (South Carolina), TE.....81 1983-84  
 Samuel, Khari (Massachusetts), LB.....91 1999-2001  
 Sanders, Glenell (Louisiana Tech), LB.....64 1990  
 Sanders, Thomas (Texas A&M), RB.....20, 31 1985-89  
 Sanderson, Reggie (Stanford), RB.....39 1973  
 Sanderson, Scott (Washington St.), G.....74 2003  
 Sanford, Sulecio (Middle Tenn. St.), WR.....82 1999  
 Sanzenbacher, Dane (Ohio State), WR.....18 2011-12  
 Sauerbrun, Todd (West Virginia), P.....16 1995-99  
 Sauter, Cory (Minnesota), QB.....17 2002  
 Savoldi, Joe\* (Notre Dame), FB.....54 1930  
 Sayers, Gale (Kansas), HB.....40 1965-71  
 Scales, Patrick (Utah State), LS.....48 2015-16  
 Schiechl, John\* (Santa Clara), C.....41, 66 1945-46  
 Schmidt, Terry (Ball State), S.....44 1976-84  
 Schreiber, Larry (Tenn. Tech), RB.....36 1976  
 Schroeder, Gene (Virginia), E.....88 51-52;54-57  
 Schubert, Steve (Massachusetts), WR.....85 1975-79  
 Schuette, Paul\* (Wisconsin), G.....22 1930-32  
 Schultz, Bill (USC), G.....67 1997  
 Schwantz, Jim (Purdue), LB.....59, 65 1992, 1998  
 Schweda, Brian (Kansas), DE.....60 1966  
 Schweidler, Dick\* (St. Louis), HB.....31 1938-39;46  
 Scott, Ian (Florida), DT.....95 2003-06



Scott, Jonathan (Texas), T.....	79	2012-13	Smith, JD (N Carolina A&T), FB .....	39	1956
Scott, James (Trinity Valley CC), WR.....	89	1975-80; 82-83	Smith, James (Compton JC), HB .....	36	1961
Scott, Ralph* (Wisconsin), T.....	17	1921-25	Smith, Quintin (Kansas), WR.....	17	1990
Scott, Trevor (Buffalo), DE .....	76	2014	Smith, Ray Gene* (Midwestern), HB .....	20	1954-57
Scruggs, Greg (Louisville), DL.....	90, 87	2015-16	Smith, Ron* (Wisconsin), S.....	48, 84	1965; 70-72
Seals, George (Missouri), G .....	67	1965-71	Smith, Russell* (Illinois), T.....	16	1921-23
Seibering, Gerald* (Drake), FB .....	30	1932	Smith, Sean (Grambling State), DT.....	97	1987-88
Senn, Bill* (Knox), HB .....	6	1926-31	Smith, Thomas (North Carolina), CB.....	25	2000
Serini, Washington* (Kentucky), G .....	23	1948-51	Smith, Vernice (Florida A&M), G.....	69	1993
Setzer, Bobby (Boise State), DE.....	76	2002	Smith, Vinson (East Carolina), LB.....	55	1993-96
Sevy, Jeff (California), T/DE .....	75	1975-78	Snow, Percy (Michigan State), LB.....	96	1993
Seward, Len (E. Illinois), LS.....	52	1987	Snyder, Bob* (Ohio U.), QB .....	13, 17	1939-41;43
Seymour, Jim* (Notre Dame), WR .....	84	1970-72	Sorey, Revie (Illinois), G.....	69	1975-81; 83
Shaffer, Kevin (Tulsa), T .....	78	2009-10	Spaeth, Matt (Minnesota), TE.....	89	2011-12
Shank, JL*, HB .....	18	1920	Spears, Marcus (NW Louisiana), T.....	76, 79	1994-96
Shanklin, Ron* (N Texas State), WR .....	25	1975-76	Spellman, Alonzo (Ohio State), DL.....	90	1992-97
Shannon, John (Kentucky), DT.....	75	1988-89	Spencer, Chris (Mississippi), C/G.....	67	2011-12
Sharpton, Darryl (Miami-FL), LB.....	53	2014	Spero, Kenny (Morehead State), C.....	**	1942
Shaw, Glenn (Kentucky), HB .....	29	1960	Spivey, Mike (Colorado), CB .....	47	1977-79
Shaw, Tim (Penn State), LB.....	58	2009	Sprinkle, Ed (Hardin-Simmons), E.....	7	1944-55
Shearer, Brad (Texas), DT.....	72	1978-80	Spurlock, Micheal (Mississippi), WR/KR.....	18	2014
Shellog, Alec* (Notre Dame), T.....	18	1939	St. Clair, John (Virginia), T.....	78	2005-08
Shelton, Daimon (Sacramento St.), FB.....	31	2001-02	Stachowicz, Ray (Michigan State), P.....	19	1983
Sherman, Saul* "Solly" (Chicago), QB.....	22	1939-40	Stahlman, Dick* (DePaul), T.....	19	1933
Shipkey, Jerry* (UCLA), FB .....	23, 33	1953	Staley, Bill (Utah State), DT.....	76	1970-72
Shirley, Josh (UNLV), LB.....	46	2016	Stamper, John (South Carolina), DE.....	95	2002
Shivers, Jason (Arizona State), S .....	27	2004	Standlee, Norm* (Stanford), FB .....	22	1941
Shoemaker, Hub* (Illinois), G.....	**	1920-21	Stargell, Tony (Tennessee State), CB.....	45	1997
Shy, Don* (San Diego State), RB .....	24	1970-72	Stautberg, Gerald* (Cincinnati), G.....	68	1951
Siegal, John* (Columbia), E.....	6, 19	1939-43	Steinbach, Larry* (St. Thomas), G.....	28	1930-31
Sigillo, Dom* (Xavier), T.....	19	1943-44	Steinkemper, Bill* (Notre Dame), T.....	35, 36	1942-43
Sigmund, Arthur W.*, G.....	**	1923	Steltz, Craig (LSU), S.....	20	2008-13
Simmons, Clyde (W. Carolina), DE.....	96	1999-2000	Stenn, Paul* (Villanova), G.....	35	1948-51
Simmons, David (North Carolina), LB.....	57	1983	Stenstrom, Steve (Stanford), QB.....	18	1995-98
Simmons, Jerry (Bethune-Cookman), WR.....	80	1969	Sternaman, Edward* (Illinois), HB.....	3	1920-30
Simpson, Carl (Florida State), DT.....	98	1993-97	Sternaman, Joe* (Illinois), QB/K.....	4	1922-25; 27-30
Sinceno, Kaseem (Syracuse), TE.....	85	2000	Steuber, Bob* (Missouri), HB.....	28, 37	1943
Singletary, Mike (Baylor), LB.....	50	1981-92	Stewart, Kordell (Colorado), QB .....	10	2003
Sisk, John* (Marquette), HB.....	7	1932-36	Stickel, Walt* (Penn), T.....	45	1946-49
Sisk, John Jr. (Miami-FL), B .....	27	1964	Stillwell, Roger* (Stanford), DE/DT.....	71	1975-77
Sitton, Josh (UCF), OL.....	71	2016	Stinchcomb, Pete* (Ohio State), QB.....	8	1921-22
Skibinski, John (Purdue), RB .....	30	1978-81	Stinson, Lemuel (Texas Tech), CB.....	32	1988-92
Slauson, Matt (Nebraska), G.....	68	2013-15	Stoepel, Terry* (Tulsa), G.....	89	1967
Smeja, Rudy* (Michigan), E.....	51	1944-45	Stofa, Antonio* (Luther), HB .....	5, 12	1939
Smith, Allen H.* (Mississippi), E.....	30, 32	1947-48	Stone, Billy* (Bradley), HB .....	5, 45	1951-54
Smith, Andre (Virginia Tech), TE.....	85	2011	Stonebreaker, Michael (Notre Dame), LB.....	58	1991
Smith, Antone (Florida State), RB.....	44	2015	Stoops, Mike (Iowa), DS.....	44	1987
Smith, Clarence (Georgia), E.....	**	1942	Strait, Derek (Oklahoma), CB.....	25	2006
Smith, D'Anthony (Louisiana Tech), DL.....	70	2015	Streeter, George (Notre Dame), DB.....	30	1989
Smith, DeAngelo (Cincinnati), CB .....	26	2009	Strickland, Larry* (North Texas St.), C.....	55	1954-59
Smith, Eric (LSU), WR.....	83	1997	Sturtridge, Dick* (DePauw), HB.....	21	1928-29
Smith, Eugene* (Georgia Tech), G.....	19	1930	Stydahar, Joe* (West Virginia), T.....	13, 18	1936-42;45-46
Smith, Frankie (Baylor), CB.....	29	1998-2000	Suhey, Matt (Penn State), RB.....	26	1980-89



# CHICAGO BEARS ALL-TIME ROSTER

Sullivan, Frank* (Loyola, NO), C.....	12	1935-39
Sumner, Charles (Wm & Mary), HB.....	26	1955; 58-60
Sutherland, Vinny (Purdue), WR.....	87	2002
Sutton, Will (Arizona State), DT.....	93	2014-16
Sweeney, Jake* (Cincinnati), T.....	13	1944
Swisher, Bob* (Northwestern), HB.....	48	1938-41;45
Szymanski, Frank* (Notre Dame), C.....	44	1949

## T

Tabor, Paul (Oklahoma), C.....	53	1980
Tackwell, Charles "CO", "Cookie"* (Kansas St.), E19		1931-33
Tafoya, Joe (Arizona), DE.....	99	2001-03
Taft, Merrill* (Wisconsin), FB.....	**	1924
Tait, John (BYU), T.....	76	2004-08
Tate, David (Colorado), S.....	49	1988-92
Tate, Lars (Georgia), RB.....	33	1990
Taylor, Aaron (Nebraska), G.....	62	1998
Taylor, Brian (Oregon State), RB.....	27	1989
Taylor, Chester (Toledo), RB.....	29	2010
Taylor, Clifton* (Memphis State), RB.....	22	1974
Taylor, Cordell (Hampton), CB.....	33	1999
Taylor, Henry (South Carolina), DT.....	96	2001
Taylor, Joe* (N. Carolina A&T), DB.....	20	1967-74
Taylor, JR "Tarz"* (Ohio State), G.....	14	1921-22
Taylor, Ken (Oregon State), CB.....	31	1985
Taylor, Lionel (NM Highlands), E.....	32	1959
Taylor, Roosevelt "Rosey" (Grambling), DB.....	24	1961-69
Teafattiler, Guy (Illinois), DL.....	93	1987
Terrell, David (Michigan), WR.....	83	2001-04
Thayer, Tom (Notre Dame), G.....	57	1985-92
Thierry, John (Alcorn State), DE.....	91, 94	1994-98
Thomas, Anthony (Michigan), RB.....	35	2001-04
Thomas, Bob (Notre Dame), K.....	16	1975-84
Thomas, Calvin (Illinois), FB.....	33	1982-87
Thomas, Earl (Houston), WR.....	82	1971-73
Thomas, J.T. (West Virginia), LB.....	97	2012
Thomas, Mark (NC State), DE.....	95	1997-98
Thomas, Stan (Texas), T.....	60	1991-92
Thompson, Chris (Nicholls State), CB.....	27	2005
Thompson, Deonte (Florida), WR.....	14	2015-16
Thompson, Russ* (Nebraska), T.....	29	1936-39
Thornton, James (Cal St.-F'ton), TE.....	80	1988-92
Thrift, Cliff (E Central Oklahoma), QB.....	52	1985
Thrower, Willie* (Michigan State), LB.....	14	1953
Tillman, Charles "Peanut" (La.-Lafayette), CB.....	33	2003-14
Tillman, Lewis (Jackson St.), RB.....	27	1994-95
Timpson, Michael (Penn State), WR.....	83	1995-96
Timu, John (Washington), LB.....	53	2015-16
Tinoisamo, Pisa (Hawaii), LB.....	59	2009-10
Toeaina, Matt (Oregon), DT.....	75	2007-12
Tom, Mel (San Jose State), DE.....	89	1973-75
Tomczak, Mike (Ohio State), QB.....	18	1985-90
Torrence, Jack* (LSU), T.....	34	1939-40

Trafton, George* (Notre Dame), C.....	13	1920-32
Trahan, Patrick (Mississippi), LB.....	59	2011-12
Traylor, Keith (Central State), DT.....	94	2001-03
Trevathan, Danny (Kentucky), LB.....	59	2016
Trimble, Steve (Maryland), DB.....	40	1987
Trost, Milt* (Marquette), T.....	27	1935-39
Tucker, Bill (Tennessee State), RB.....	34	1971
Tucker, Rex (Texas A&M), G.....	64	1999-2004
Tuinei, Van (Arizona), DE.....	90	1999-2000
Tupou, Christian (USC), DT.....	64	2013
Turenne, Woodny (Louisville), CB.....	47	2009
Turnbull, Nick (Fla. Int'l), S.....	27	2006
Turner, Barry (Ohio State), DE.....	96	2010
Turner, Cecil (California Poly), FL.....	21	1968-73
Turner, Clyde* "Bulldog" (Hardin-Simm.), C/LB66		1940-52

## U

Ulmer, Mike (Doane), CB.....	43	1980
Unga, Harvey (BYU), RB.....	45	2012
Unrein, Mitch (Wyoming), DL.....	98	2015-16
Urlacher, Brian (New Mexico), LB.....	54	2000-12
Usher, Lou* (Syracuse), T.....	12	1921, 1923

## V

Vector, Ted (Nebraska), CB.....	33	1975
Vallez, Emilio (New Mexico), TE.....	82	1968-69
Van Horne, Keith (USC), T.....	78	1981-93
Van Valkenburg, Pete (BYU), RB.....	46	1974
Vasher, Nathan (Texas), CB.....	31	2004-09
Veach, Walter*, HB.....	15	1920
Venable, Winston (Boise St.), S.....	49	2011
Venturelli, Fred*, T/K.....	55	1948
Vereen, Brock (Minnesota), S.....	45	2014-15
Vick, Ernie* (Michigan), C.....	23	1927-28
Vick, Richard* (Wash. & Jeff.), QB.....	26	1925
Villarrial, Chris (Indiana-PA), C.....	58	1996-2003
Vodicka, Joe* (Lewis Institute), HB.....	48	1943-45
Voss, Walter "Tillie"* (Detroit), E.....	27	1927-28
Vucinich, Milt* (Stanford), G.....	16	1945

## W

Waddle, Tom (Boston College), WR.....	87	1989-94
Wade, Bobby (Arizona), WR.....	84	2003-05
Wade, Charles (Tennessee St.), WR.....	83	1974
Wade, William* (Vanderbilt), QB.....	9	1961-66
Waechter, Henry (Nebraska), DE.....	70, 75	1982; 84-86
Wager, Clinton* (St. Mary's), E.....	51	1942-43
Wagner, Barry (Alabama A&M), WR.....	86	1992
Wagner, Bryan (Cal St.-Northridge), P.....	15	1987-88
Walker, Darwin (Tennessee), DT.....	99	2007
Wallace, Alonzo (Maryland), DE.....	94	2000
Wallace, Bob (UTEP), E.....	89	1968-72
Wallace, John* (Notre Dame), E.....	29	1928





Wallace, Stan* (Illinois), HB.....	40	1954-58	Williams, Oliver (Illinois), WR.....	93	1983
Walquist, Laurie* (Illinois), QB.....	5	1922-31	Williams, Perry (Purdue), RB.....	36	1974
Walsh, Steve (Miami-FL), QB.....	4	1994-95	Williams, Roosevelt (Tuskegee), CB.....	20	2002
Walters, Anthony (Delaware), S.....	37, 49	2011-14	Williams, Roy (Texas), WR.....	11	2011
Walterscheid, Len (S Utah), S.....	23	1977-82	Williams, Teddy (Texas-San Antonio), CB.....	24	2014
Ward, John* (Oklahoma State), C/G.....	78	1976	Williams, Terry (Memphis), DL.....	79	2015
Warner, Josh (SUNY-Brockport), C/G.....	67	2003	Williams, Tyrone (Wyoming), DT.....	96	1997
Washington, Cornelius (Georgia), DE.....	94, 90	2013-16	Williams, Walt (New Mexico St.), CB.....	43	1982-83
Washington, Fred* (TCU), DT.....	91	1990	Willis, Peter Tom (Florida St.), QB.....	10	1990-93
Washington, Harry (Colorado St.), WR.....	81	1979	Wilson, C.J. (East Carolina), DL.....	69	2016
Washington, Ted (Louisville), DT.....	92	2001-02	Wilson, C.J. (NC State), CB.....	25	2013
Watkins, Bobby (Ohio State), HB.....	45	1955-57	Wilson, George* (Northwestern), E.....	30	1937-46
Watts, Rickey (Tulsa), WR.....	80	1979-83	Wilson, Marquess (Washington St.), WR.....	10	2013-16
Weatherly, Gerald "Bones"* (Rice), C... 45, 50, 84		1950, 52-54	Wilson, Nemiah (Grambling), CB.....	21	1975
Webb, J'Marcus (West Texas A&M), T.....	73	2010-12	Wilson, Otis (Louisville), LB.....	55	1980-87
Weems, Eric (Bethune-Cookman), WR.....	14	2012-13	Wilson, Rod (South Carolina), LB.....	59, 58	2006-07; 10
Wells, Mike (Iowa), DT.....	97	1998-2000	Wilson, Troy (Pittsburg State), DE.....	95	2000
Wesley, Dante (Ark.-Pine Bluff), CB.....	21	2006	Wise, Ty (Miami-FL), C.....	68	2000
Wetnight, Ryan (Stanford), TE.....	89	1993-99	Wisne, Jerry (Notre Dame), T.....	79	1999-2000
Wetoska, Bob (Notre Dame), T.....	63	1960-69	Wojciechowski, John (Mich. St.), T.....	73	1987-93
Wetzel, Damon* (Ohio State), HB.....	**	1935	Wolden, Allan (Bemidji State), RB.....	39	1987
Wheeler, Ted (W Texas State), G.....	69	1970	Wolfe, Garrett (Northern Illinois), RB.....	25	2007-10
Wheeler, Wayne (Alabama), WR.....	85	1974	Wooden, Shawn (Notre Dame), S.....	22	2000
Whigham, Larry (NE Louisiana), S.....	33	2001-02	Woods, Tony (Oklahoma), DT.....	65	1989
Whitaker, Danta (Miss. Valley St.), TE.....	88	1993	Woolford, Donnell (Clemson), CB.....	21	1989-96
White, Dez (Georgia Tech), WR.....	80	2000-03	Wootton, Corey (Northwestern), DE.....	98	2010-13
White, Kevin (West Virginia), WR.....	13	2016	Worley, Tim (Georgia), RB.....	38	1993-94
White, Lawrence (Dana), WR.....	83	1987	Worrell, Cameron (Fresno State), S..... 24, 44, 45		2003-06; 08
White, Roy* (Valparaiso), FB.....	8, 9, 23	1925, 1927-29	Wright, Eric (Stephen F. Austin), WR.....	83	1991-92
White, Wilford* (Arizona State), HB.....	33	1951-52	Wright, Major (Florida), S.....	27, 21	2010-13
Whitehair, Cody (Kansas State), OL.....	65	2016	Wright, Steve (Alabama), T.....	73	1971
Whitman, SJ (Tulsa), HB.....	22	1953-54	Wrightman, Tim (UCLA), TE.....	80	1985-86
Whitsell, Dave* (Indiana), DB.....	23	1961-66	Wrotto, Mansfield (Georgia Tech), G.....	76	2011
Whittenton, Jesse* (West Texas), HB.....	46	1958	Wuerffel, Danny (Florida), QB.....	17	2001
Wiegmann, Casey (Iowa), C/G.....	60	1997-2000	Wynne, Elmer* (Notre Dame), FB.....	17	1928
Wightkin, Bill* (Notre Dame), DT.....	53, 72, 86	1950-57			
Williams, Bob* (Notre Dame), QB.....	9	1951-52; 55			
Williams, Brock (Notre Dame), CB.....	22	2003	<b>Y</b>		
Williams, Brooks (N Carolina), TE.....	88	1981-82	Youmans, Maury (Syracuse), T.....	82	1960-63
Williams, Broughton* (Florida), T.....	37	1947	Young, Adrian (USC), LB.....	54	1973
Williams, Chris (New Mexico State), WR.....	82	2013-14	Young, Randolph* (Millikin), T.....	16	1920
Williams, Chris (Vanderbilt), T.....	74	2008-12	Young, Willie (NC State), DE.....	97	2014-16
Williams, Dave (Colorado), RB.....	22	1979-81	Youngblood, George (LSU), S.....	37	1969
Williams, D.J. (Miami, FL), LB.....	58	2013-14	Yourist, Abe* (Heidelberg College), E.....	12	1923
Williams, Edwin (Maryland), G/C.....	70	2010-12			
Williams, Fred * (Arkansas), T.....	75	1952-63	<b>Z</b>		
Williams, Jabara (Stephen F. Austin), LB.....	52	2011	Zanders, Emanuel (Jackson State), G.....	79	1981
Williams, Jamar (Arizona State), LB.....	52	2006-09	Zarnas, Gust* (Ohio State), G.....	28	1938
Williams, James "Big Cat" (Cheyney St.), T/DT..	71	1991-2002	Zawatson, Dave (California), T.....	64	1989
Williams, Jeff (Rhode Island), G.....	74	1982	Zeller, Joe* (Indiana), G.....	17	1938
			Zizak, Vince* (Villanova), G.....	23	1934

**ILLINOIS HIGH SCHOOL BEARS**

The following reflects Bears players who have appeared in at least one regular season game and who also played their high school football in the state of Illinois.

<b>Player</b>	<b>Illinois High School</b>
Jim Althoff.....	McHenry
Tony Ardizzone.....	Saint Joseph (Westchester)
Dick Barwegan.....	Fenger (Chicago)
Kurt Becker.....	Aurora East
Tom Bettis.....	Saint Mel (Chicago)
Fabien Bownes.....	Waubonsie Valley (Aurora)
Zeke Bratkowski.....	Schlarman (Danville)
Bill Brown.....	Mendota
Dick Butkus.....	Vocational (Chicago)
Sean Cattouse.....	Hubbard (Chicago)
Chet Chesney.....	St. Hyacinth; Lane Tech (Chicago)
Rich Coady.....	Taft (Chicago)
George Connor.....	De La Salle (Chicago)
George Corbett.....	Arthur
Bryan Cox.....	East Saint Louis
John Damore.....	Riverside Brookfield
Bill DeCorrevont.....	Austin (Chicago)
Maurice Douglass.....	Madison (Trotwood)
Chuck Dreesen.....	Assumption (East Saint Louis)
Paddy Driscoll.....	Evanston
Steve Edwards.....	Mount Carmel (Chicago)
Tom Farris.....	Englewood (Chicago)
Gary Fencik.....	Barrington
Dave Finzer.....	Loyola (Wilmette)
Aldo Forte.....	Fenger (Chicago)
Andy Frederick.....	Saint Joseph (Westchester)
Hugh Gallarneau.....	Morgan Park (Chicago)
Bruce Gaston.....	St. Rita (Chicago)
Brian Glasgow.....	Eisenhower (Blue Island)
Lou Gordon.....	Lane Tech (Chicago)
Ken Gorgal.....	Saint Bede (Peru)
Jim Grabowski.....	Taft (Chicago)
Garland Grange.....	Wheaton
Red Grange.....	Wheaton
George Halas.....	Crane Tech (Chicago)
Kelvin Hayden.....	Hubbard (Chicago)
Tom Hicks.....	Willowbrook (Villa Park)
Mike Hoban.....	Gordon Tech (Chicago)
John Ivlow.....	Plainfield
Chick Jagade.....	East Leyden (Franklin Park)
Ralph Jecha.....	Argo (Summit)
Luke Johnsos.....	Schurz (Chicago)
Nick Kerasiotis.....	Mooseheart
Kennth Kortas.....	Taft
Tim Lashar.....	Barrington
Dennis Lick.....	St. Rita (Chicago)

<b>Player</b>	<b>Illinois High School</b>
Rusty Lisch.....	Belleville West
Bob Macleod.....	Glenbard (Glen Ellyn)
Billy Martin.....	Phillips (Chicago)
Ray McElroy.....	Proviso West (Hillside)
Sherrick McManis.....	Richwoods (Peoria)
Cameron Meredith.....	Saint Joseph (Westchester)
Ahmad Merritt.....	St. Rita (Chicago)
Jerry Meyers.....	Lake View (Chicago)
Jim Mooney.....	Loyola (Wilmette)
Jerry Moore.....	Belleville
Emery Moorehead.....	Evanston
Rudy Mucha.....	Fenger (Chicago)
Jerry Muckensturm.....	Althoff (Belleville)
George Musso.....	Collinsville
Brent Novoselsky.....	Niles North (Skokie)
Ed O'Bradovich.....	Proviso East (Maywood)
Tommy O'Connell.....	South Shore (Chicago)
Joe Odom.....	Civic Memorial (Bethalto)
Bob Pickens.....	Evanston
Paul Podmajersky.....	Lane Tech (Chicago)
Jim Purnell.....	Evanston
Mike Pyle.....	New Trier (Winnetka)
Mike Rabold.....	Fenwick (Oak Park)
Jim Schwartz.....	Fremd (Palatine)
Bill Senn.....	Macomb
Solly Sherman.....	Marshall (Chicago)
Johnny Sisk.....	Saint Viator (Kankakee)
John Skibinski.....	LaSalle-Peru (LaSalle)
Rudy Smeja.....	Lindblom (Chicago)
Bill Steinkemper.....	De Paul (Chicago)
Ed Sternaman.....	Springfield
Joe Sternaman.....	Springfield
Billy Stone.....	Lanphier (Springfield)
George Streeter.....	Julian (Chicago)
Bob Swisher.....	Peoria
Tom Thayer.....	Joliet Catholic
Mike Tomczak.....	Thornton Fractional N. (Calumet City)
George Trafton.....	Oak Park
Joe Vodicka.....	Lane Tech (Chicago)
Stan Wallace.....	Hillsboro
Laurie Walquist.....	Rockford Central; Evanston
Garrett Wolfe.....	Holy Cross (River Grove)
George Wilson.....	Austin (Chicago)
Connie Zelenick.....	Thornton Fractional N. (Calumet City)
Chris Zorich.....	Vocational (Chicago)



## CHICAGO BEARS MILITARY SERVICE HONOR ROLL

The following reflects Bears players who have served in a branch of the military and served our country in war.

Player	Conflict	Player	Conflict	Player	Conflict
Artoe, Lee	WWII	Hughes, Billy	WWII	Nowanskey, Bob	WWII
Baisi, Al	WWII	Hunsinger, Charlie	Korean War	O'Rourke, Charles	WWII
Bray, Ray	WWII	Ingwerson, Burt	WWII	Osmanski, Bill	WWII
Brown, Ed	Korean War	Ippolito, Anthony	WWII	Osmanski, Joe	WWII
Bussey, Young	WWII	Jones, Edgar	WWII	Patterson, Billy	WWII
Carey, Bob	Korean War	Kavanaugh, Ken	WWII	Perina, Bob	Korean War
Casares, Rick	Korean War	Keane, Jim	WWII	Perini, Pete	Korean War
Cifers, Ed	WWII	Kolman, Ed	WWII	Petty, John	WWII
Clark, Harry	WWII	Kopcha, Joe	WWII	Pifferini, Bob	Vietnam War
Connor, George	WWII	Kreamcheck, John	Korean War	Plasman, Dick	WWII
Davis, Art	Korean War	Lesane, Jimmy	Korean War	Pool, Hampton	WWII
Davis, Fred	WWII	Lowe, Lloyd	Korean War	Preston, Pat	WWII
Evans, Fred	WWII	Luckman, Sid	WWII	Roberts, Tom	WWII
Flanagan, Dick	WWII	Magnani, Dante	WWII	Rosequist, Ted	WWII
Forte, Aldo	WWII	Maniaci, Joe	WWII	Rowland, Brad	Korean War
Fortmann, Dan	WWII	Manske, Edgar	WWII	Schroeder, Gene	Korean War
Fortunato, Joe	Korean War	Masterson, Bernie	WWII	Siegal, John	WWII
Gallerneau, Hugh	WWII	Matuza, Al	WWII	Smith, Ray Gene	Korean War
Goodnight, Owen	WWII	Maznicki, Frank	WWII	Standlee, Norm	WWII
Gorgal, Ken	Korean War	McAfee, George	WWII	Stydahar, Joe	WWII
Gulyanics, George	WWII	Merkel, Monte	WWII	Turner, Clyde	WWII
Halas, George	WWII	Mihal, Joe	WWII	Vodicka, Joe	WWII
Hatley, John	Korean War	Mooney, Jim	WWII	Weatherly, Gerald	Korean War
Hoffman, Jack	Korean War	Morris, Francis	WWII	Williams, Bob	Korean War
Holovak, Mike	WWII	Mucha, Rudy	WWII	Zeller, Joe	WWII
Hugasian, Harry	Korean War	Mullins, Noah	WWII		

## ILLINOIS HIGH SCHOOL BREAKDOWN

The following reflects the most Illinois-area high schools which have contributed Bears players who have appeared in at least one regular season game and a list of players who played Illinois high school football and for the Bears who are enshrined in the Pro Football Hall of Fame.

High School	No. of	High School	No. of	Pro Football Hall of Famers	
<b>Players</b>		<b>Players</b>		Dick Butkus	Vocational (Chicago)
Evanston	(4)	Loyola (Wilmette)	(2)	George Connor	De La Salle (Chicago)
Fenger (Chicago)	(3)	Peoria	(2)	Paddy Driscoll	Evanston
Lane Tech (Chicago)	(3)	Springfield	(2)	Red Grange	Wheaton
Saint Joseph (Westchester)	(3)	Taft (Chicago)	(2)	George Halas	Crane Tech (Chicago)
St. Rita (Chicago)	(3)	Thornton Fractional North	(2)	George Musso	Collinsville
Austin (Chicago)	(2)	Vocational (Chicago)	(2)	George Trafton	Oak Park
Barrington	(2)	Wheaton	(2)		
Hubbard	(2)				



## CHICAGO BEARS ALL-TIME TRADES

Below is an unofficial list of trades involving the Chicago Bears from 1960-present:

Date	Traded Away	To	For
3/17/16	TE Martellus Bennett, 2016 (6th) [#204]	New England	2016 (4th) [127]
9/29/15	LB Jonathan Bostic	New England	2016 (6th) [#204]
9/28/15	LB Jared Allen	Carolina	2016 (6th) [#206]
9/2/15	2017 (6th)	Houston	TE Khari Lee
8/11/15	G Ryan Groy	New England	LB Matthew Wells
3/10/15	WR Brandon Marshall; 2015 (7th) [#224]	New York Jets	2015 (5th) [#142, S Adrian Amos]
5/10/14	2014 (5th) [#156], 2015 (5th)	Denver	2014 (4th) [#131, S Brock Vereen], 2014 (7th) [#246], T Charles Leno]
9/2/13	2014 (7th)	Dallas	TE Dante Rosario
6/9/13	G/T Gabe Carimi	Tampa Bay	2014 (6th) [#183, QB David Fales]
4/27/13	2013 (5th) [#153]	Atlanta	2013 (5th) [#163, T Jordan Mills] 2013 (7th) [#236, WR Marquess Wilson]
8/31/12	FB Tyler Clutts	Houston	CB Sherrick McManis
7/26/12	2013 (7th) [#226]	Tampa Bay	DT Brian Price
4/27/12	2012 (2nd) [#50], 2012 (5th) [#150]	St. Louis	2012 (2nd) [#45, WR Alshon Jeffery]
3/13/12	2012 (3rd from CAR) [#73], 2013 (3rd) [#82]	Miami	WR Brandon Marshall
7/28/11	TE Greg Olsen	Carolina	2012 (3rd) [#73, traded to MIA]
4/29/11	2011 (2nd) [#62], 2011 (4th) [#127]	Washington	#2011 (2nd) [#53, DT Stephen Paea]
10/16/09	2010 (2nd) [#42]	Tampa Bay	DE Gaines Adams
4/25/09	2009 (2nd) [#49]	Seattle	2009 (3rd) [#68, DE Jarron Gilbert], 2009 (4th) [#105, DL Henry Melton]
4/2/09	QB Kyle Orton, 2009 (1st) [#18], 2009 (3rd) [#84], 2010 (1st) [#11]	Denver	QB Jay Cutler, 2009 (5th) [#140, WR Johnny Knox]
9/2/08	2009 (6th from TB) [#191]	Tampa Bay	G Dan Buenning
4/27/08	2008 (4th from MIA via PHI) [#115], 2008 (6th) [#175]	Tampa Bay	2008 (4th) [#120, S Craig Steltz], 2008 (5th) [#158, TE Kellen Davis]
4/27/08	2008 (4th) [#110]	Miami	2008 (4th) [#115, traded to TB], 2008 (7th) [#208, DE Ervin Baldwin]
3/3/08	QB Brian Griese, 2009 (7th) [#229]	Tampa Bay	2009 (6th) [#191, traded to TB]
8/2/07	S Chris Harris	Carolina	2008 (5th) [#142, CB Zack Bowman]
7/29/07	2008 (5th) [#143]	Buffalo	DT Darwin Walker
4/28/07	2007 (2nd from NY) via WAS) [#37]	San Diego	2007 (2nd) [#62, Dan Bazuin], 2007 (3rd) [#93, Garrett Wolfe], 2007 (5th) [#167, Kevin Payne], 2008 (3rd) [#90 Marcus Harrison]
3/22/07	2007 (6th) [#205]	Washington	S Adam Archuleta
3/6/07	RB Thomas Jones, 2007 (2nd) [#63]	NY Jets	2007 (2nd) [#37, traded to SD]
8/24/06	G Lennie Friedman	Cleveland	2007 (7th) [#221, CB Trumaine McBride]
4/29/06	2006 (1st) [#26]	Buffalo	2006 (2nd) [#42, S Danieal Manning], 2006 (3rd) [#73, DT Dusty Dvoracek]
4/25/06	S Mike Green	Seattle	2006 (6th) [#200, G Tyler Reed]
4/24/06	2006 (3rd) [#88]	Carolina	CB Ricky Manning, Jr. (RFA)
8/28/05	TE John Owens, 2006 (7th) [#233]	Miami	LB Brendon Ayanbadejo
8/21/04	WR Marty Booker, 2005 (3rd) [#70]	Miami	DE Adewale Ogunleye
4/25/04	2004 (4th from NE via WAS) [#104]	San Francisco	2004 (4th) [#112, LB Leon Joe], 2004 (5th) [#147, DE Claude Harriott]
3/29/04	2004 (6th) [#180]	Washington	FB Bryan Johnson
8/19/03	DT Ted Washington	New England	2004 (4th) [#104, traded to SF]
4/27/03	2003 (6th) [#176], 2003 (6th from NE) [#193], 2003 (7th) [#218]	Jacksonville	2003 (5th) [#143, WR Justin Gage]
4/26/03	2003 (1st from NY) [#13]	New England	2002 (14) [DE Michael Haynes], 2003 (6) [#193, traded to JAX]



Date	Traded Away	To	For
4/26/03	2003 (1st) {#4}	N.Y. Jets	2003 (1st) {#13, traded to NE}, 2003 (1st) {#22, QB Rex Grossman}, 2003 (4th) {#116, DT Ian Scott}
4/20/02	2002 (2nd) {#63}, 2002 (4th) {#129}	Dallas	2002 (3rd) {#72, CB Roosevelt Williams}, 2002 (4th) {#104, DE Alex Brown}, 2002 (5th) {#140, S Bobby Gray}
8/22/01	QB Cade McNown, 2002 (7th) {#241}	Miami	2002 (6th) {#199, RB Adrian Peterson}, 2003 (6th) {#191, LB Joe Odom}
6/5/00	2001 (6th) {#169}	San Francisco	CB R.W. McQuarters
4/16/00	2000 (7th from CLE via MIN) {#232}, 2001 (7th) {#208}	Miami	P Brent Bartholomew
4/16/00	2000 (7th from SF) {#209}, 2000 (7th from STL via BAL) {#225}	Cleveland	2000 (7th) {#223, LB James Cotton}, 2000 (7th) {#232, traded to MIA}, 2000 (7th) {#254, S Mike Green}
4/16/00	2000 (5th from STL via DET via BAL) {#150}	San Francisco	2006 (6th) {#170, RB Frank Murphy}, 2000 (7th) {#209, traded to CLE}
4/16/00	2000 (4th) {#104}	St. Louis	2000 (4th) {#125, CB Reggie Austin}, 2000 (5th) {#150, traded to SF}, 2000 (7th) {#225, traded to CLE}
2/21/00	2000 (5th) {#138}	New Orleans	WR Eddie Kennison
4/18/99	1999 (7th from CLE) {#207}	Cleveland	1999 (7) {#221, WR Sulecio Sanford}, 1999 (7th) {#253, RB James Finn}
4/18/99	1999 (6th) {#174}	Cleveland	1999 (6th) {#184, S Rashard Cook}, 1999 (7th) {#207, traded to CLE}
4/17/99	1999 (1st) {#7}	Washington	1999 (1st) {#12, QB Cade McNown}, 1999 (3rd) {#71, WR D'wayne Bates}, 1999 (4th) {#106, LB Warrick Holdman}, 1999 (5th) {#143, T Jerry Wisne}, 2000 (3rd) {#87, TE Dustin Lyman}
4/17/99	1999 (2nd from WAS) {#40}, 1999 (4th) {#102}	Oakland	1999 (2nd) {#48, DT Russell Davis}, 1999 (3rd) {#78, WR Marty Booker}, 1999 (4th) {#111, LB Rosevelt Colvin}
4/17/99	1999 (2nd) {#37}	Washington	1999 (2nd) {#40, traded to OAK}, 1999 (5th) {#144, LB Khari Samuel}
10/13/98	RB Byron "Bam" Morris	Kansas City	1999 (5th) {#147, CB Jerry Azumah}
9/1/98	2000 (7th) {#213}	Tennessee	LB Lemanski Hall
8/29/98	1999 (7th) {#213}	Green Bay	RB Glyn Milburn
6/8/98	1999 (5th) {#139}	San Diego	DT Shawn Lee
4/15/98	LB Anthony Peterson	San Francisco	1998 (7th) {#216, G Chad Overhauser}
8/24/97	1998 (5th) {#128}	Kansas City	WR Chris Penn
8/24/97	1998 (7th) {#192}	Jacksonville	T Jimmy Herndon
4/19/97	1997 (2nd) {#40}, 1997 (6th) {#173}	St. Louis	1997 (2nd) {#38, TE John Allred}
2/18/97	1997 (1st) {#11} Autry}	Seattle	QB Rick Mirer, 1997 (4th) {#105, RB Darnell
4/20/96	1996 (1st) {#18}, 1996 (3rd) {#83}, 1996 (6th from DAL) {#201}	St. Louis	1996 (1st) {#13, CB Walt Harris}
4/4/95	DE Trace Armstrong	Miami	1995 (2nd) {#56, P Todd Sauerbrun}, 1995 (3rd) {#87, C Evan Pilgrim}
8/28/94	LB Jim Schwantz	Dallas	1996 (6th) {#201, traded to STL}
4/29/94	1995 (5th) {#151}	Pittsburgh	WR Jeff Graham
10/19/93	1994 (5th) {#140}	Pittsburgh	RB Tim Worley
8/17/93	LB John Roper, S Markus Paul, TE Kelly Blackwell	Dallas	LB Vinson Smith and LB Barry Minter



# CHICAGO BEARS ALL-TIME TRADES

Date	Traded Away	To	For
			1995 (6) [#198, DE Carl Reeves]
4/25/93	1993 (5th) [#119], 1993 (6th from IND) [#156]	Green Bay	1993 (4th) [#112, DE Al Fontenot]
4/25/93	1993 (4th) [#92]	Indianapolis	1993 (4th) [#100, LB Myron Baker], 1993 (6th) [#156, traded to GB]
3/10/93	1993 (8th) [#204]	Seattle	LB Joe Cain (RFA)
8/28/92	C Jay Hilgenberg	Cleveland	1993 (4th) [#97, G Todd Perry]
8/19/91	1992 (8th) [#219]	N.Y. Jets	T Ron Mattes
4/23/90	1990 (7th) [#173]	L.A. Raiders	1990 (7th) [#176, C Bill Anderson], 1990 (11th) [#298, T Roman Matusz]
8/19/89	QB Jim McMahon	San Diego	1990 (2nd) [#33, LB Ron Cox]
4/23/89	1989 (1st) [#25]	Miami	1989 (2nd) [#36, LB John Roper], 1989 (3rd) [#65, C Jerry Fontenot]
4/23/89	1989 (4th) [#110], 1989 (6th) [#165]	L.A. Raiders	1989 (4th) [#95, S Markus Paul]
4/23/89	1989 (3rd) [#81]	Philadelphia	1989 (5th) [#130, Mark Green], 1989 (7th) [#189, S Richard Brothers], 1989 (8th) [#216, DT Tony Woods], 989 (9th) [#243, LB LaSalle Harper], 1989 (10th) [#270, TE Todd Millikan], 1989 (11th) [#297, DT Joe Nelms], 1989 (12th) [#330, WR Freddy Weygand]
7/28/88	WR Willie Gault	LA Raiders	1989 (1st) [#11, CB Donnell Woolford], 1990 (3rd) [#63 Peter Tom Willis]
3/18/88	LB Wilbur Marshall (RFA)	Washington	1988 (1st) [#28, WR Wendell Davis], 1989 (1st) [#12, DE Trace Armstrong]
10/13/87	QB Doug Flutie	New England	1988 (8th) [#208, S David Tate]
4/28/87	1987 (4th) [#110]	L.A. Raiders	1987 (5th) [#120, DE Steve Bryan], 1987 (6th) [#154, C John Adickes]
10/14/86	1987 (3rd) [#82], 1987 (6th) [#166]	L.A. Rams	Selection rights to QB Doug Flutie, 1987 (4th) [#101, DT Sean Smith]
8/20/85	1986 (12th) [#333]	San Diego	P Maury Buford
8/15/84	1985 (12th) [#329]	San Diego	P Dave Finzer
5/1/84	1984 (11th) [#293], 1985 (6th) [#161]	L.A. Rams	QB Steve Fuller
5/1/84	1984 Supp. (1st), 1984 Supp (2nd), 1984 Supp. (3rd)	Cleveland	1984 (9th) [#244, QB Mark Cassale], 1984 (10th) [#271, S Shaun Gayle], 1984 (11th) [#297, DT Mark Butkus], 1984 (12th) [#330, RB Donald Jordon]
7/14/83	1985 (5th) [#134]	N.Y. Jets	DE Tyrone Keys
6/1/83	1984 (6th) [#152]	Dallas	TE Jay Saldi
4/27/83	Past Consideration	Cleveland	T Andy Frederick
4/26/83	T Jeff Williams	San Francisco	1983 (9th via CLE) [#235, LB Mark Zavagnin], 1983 (12th) [#313, WR Oliver Williams]
4/22/83	DB Reuben Henderson	San Diego	1983 (4th) [#107, TE Pat Dunsmore], 1983 (8th) [#219, DT Mark Bortz]
8/31/82	1983 (12th) [#314], 1984 (5th) [#125]	San Diego	T Jeff Williams
8/23/82	1983 (6th) [#145]	Cleveland	C Gerry Sullivan
8/5/82	1983 (7th) [#176]	Cleveland	LB Bruce Huther
4/28/82	1983 (5th) [#118]	New England	LB Rod Shoate
4/27/82	1982 (2nd) [#32]	Tampa Bay	1983 (1st) [#18, WR Willie Gault]
4/26/82	Past Consideration	San Diego	1982 (5th) [#134, DB Dennis Tabron]
8/3/81	\$100.00	St. Louis	WR Jeff Lee
4/28/81	1981 (2nd) [#40], 1981 (5th) [#122]	San Francisco	1981 (2nd) [#38, LB Mike Singletary]
7/21/80	DE Tommy Hart	New Orleans	Past Consideration

# ALL-TIME TRADES



Date	Traded Away	To	For
9/6/78	1979 (5th) {#121}, 1980 (3rd) {#78}	Dallas	WR Golden Richards
9/5/78	RB Alvin Maxson	Pittsburgh	Past Consideration
8/23/78	1979 (4th) {#91}	Cincinnati	TE Mike Cobb
5/2/78	1978 (4th) {#104}	Kansas City	1978 (5th via HOU) {traded to SF to complete earlier deal}, 1978 (6th) {#139, RB John Skibinski}
4/20/78	1978 (2nd) {#47}	San Francisco	DE Tommy Hart
4/14/78	DT Wally Chambers	Tampa Bay	1979 (1st) {#4, DT Dan Hampton}, TE Bob Moore
3/28/78	Selection rights to DB John Sclarra	Tampa Bay	Past Consideration
9/1/77	C Connie Zelencik	Buffalo	DE Billy Newsome
6/15/77	QB Pat Sullivan	San Francisco	\$1.00
5/3/77	1977 (4th from MIA via WAS via BAL) {#110}, 1978 (1st) {#20}	Cleveland	QB Mike Phipps
5/2/77	1977 (3rd) {#71}	Miami	1977 (4th via BAL) {traded to CLE}, 1977 (5th via CHI) {to OAK to complete prior deal}
5/2/77	1977 (6th from TB via OAK) {#167}	Kansas City	RB Tommy Reamon
4/15/77	QB Gary Huff	Tampa Bay	1977 (6th) {#140, QB Vince Evans}, 1977 (6th via OAK) {traded to KC}
9/6/76	1978 (5th from KC via HOU) {#127}	San Francisco	RB Larry Schreiber
6/8/76	1978 (5th) {#131}	Cincinnati	DE Royce Berry, LB Brad Cousino, rights to K Tom Klaban
4/8/76	1976 (1st) {#10}, 1976 (3rd) {#68}	Detroit	1976 (1st via GB) {#8, T Dennis Lick}
4/2/76	1976 (4th from NYJ) {#98}; 1977 (5th) {#126}	Miami	1976 (4th via DET) {#108, DB Wayne Rhodes}, 1976 (5th via CHI) {to BAL to complete prior deal}
9/9/75	RB Carl Garrett	N.Y. Jets	1976 (4th) {#98, traded to MIA}, RB Mike Adamle, rights to DT Ron Rydalch
9/4/75	1976 (10th) {#272}	Washington	CB Ted Vactor
9/3/75	DE Dave Gallagher	N.Y. Giants	1977 (3rd) {#61, RB Robin Earl}, WR Bob Grim
8/26/75	1976 (2nd) {#37}, 1977 (4th) {#99}	Pittsburgh	WR Ron Shanklin
8/13/75	1976 (7th from BAL) {#201}	New Orleans	C John Didion
8/12/75	1977 (8th) {#210}	N.Y. Jets	DE John Ricca
8/7/75	QB Joe Barnes, TE Fred Pagac	N.Y. Jets	Past Consideration
7/30/75	DT Greg Wojcik	St. Louis	C Wes Miller
4/22/75	1976 (9th) {#247}, 1977 (6th) {#154}	Philadelphia	G Mark Nordquist
4/8/75	1976 (8th) {#220}, 1977 (5th) {#126}	Oakland	DB Nemiah Wilson
1/28/75	RB Jim Harrison	San Diego	1975 (6th via LA Rams) {#151, LB Tom Hicks}
1/28/75	1975 (7th from N.Y. Jets) {#168}, 1976 (5th) {#134}	Baltimore	Rights to T Noah Jackson; 1976 (7th) {#201, traded to NO}
1/28/75	1975 (3rd from LA Rams) {#73}	San Diego	RB Cid Edwards
1/28/75	1975 (3rd) {#56}, 1975 (7th) {#160}	Baltimore	Rights to TE Greg Latta
8/13/74	1975 (8th) {#187}	Denver	DB Randy Montgomery
8/9/74	1975 (10th) {#239}	Miami	WR Charles Wade
10/23/73	DE Willie Holman, 1975 (5th) {#108}	Washington	1974 (3rd via NE) {#62, RB Cliff Taylor}
1974	\$100.00	San Diego	G Tom Forrest
8/14/74	\$200.00	New England	G James Callier
8/16/74	DB Charles Ford	Philadelphia	DE Richard Harris
8/28/74	C Wayne Mulligan	N.Y. Jets	1975 (7th) {#168, traded to BAL}
8/23/74	WR Earl Thomas	St. Louis Cardinals	C Wayne Mulligan, RB Cliff McClain, 1975 (7th via WAS) {#178, DB Earl Douthitt}
9/10/73	DB Jerry Moore	New Orleans	1975 (5th) {#110, G Revie Sorey}
4/2/74	G Greg Horton	L.A. Rams	1975 (3rd) {#73, traded to SD}, 1975 (10th) {#254, G Mike Julius}



# CHICAGO BEARS ALL-TIME TRADES

Date	Traded Away	To	For
8/15/74	WR John Isenbarger, TE Dick Witcher	San Francisco	WR Cecil Turner
8/7/74	\$100.00	Dallas	T Bruce Craft
8/2/73	\$1.00	Denver	WR Ike Hill
7/19/73	\$1.00	San Francisco	WR John Wiegman
1/30/73	1973 (1st from DET) [#19]	New England	RB Carl Garrett
1/30/73	1973 (1st from KC) [#17], 1973 (3rd) [#58]	Detroit	TE Craig Cotton, 1973 (1st) [#19, traded to NE]
10/16/73	1974 (5th) [#108]	Philadelphia	DE Mel Tom
8/16/73	1974 (2nd) [#30], 1974 (4th) [#82]	New England	1974 (8th) [#190, RB Ken Grandberry], WR Tom Reynolds, LB Ken Lee
8/10/73	1974 (9th) [#212]	Miami	DB Dave McCurry
8/8/73	1974 (10th) [#238]	Cleveland	QB Randy Mattingly
5/25/73	DB Ron Smith	San Diego	1974 (3rd) [#54, WR Wayne Wheeler]
1972	1974 (6th) [#134]	Green Bay	QB Zeke Bratkowski
10/13/72	Rights to WR Dick Gordon	L.A. Rams	1974 (1st via WAS) [#20, DT Dave Gallagher]
7/26/72	1973 (4th from STL) [#84]	San Diego	DE Steve DeLong
8/8/72	1973 (7th) [#161]	L.A. Rams	T Rich Buzin
8/8/72	DE John Hoffman, T Stephen Wright	St. Louis	1973 (4th) [#84, traded to SD]
8/17/72	Right to QB Jack Concannon	Dallas	DE Billie Line, T Bob Asher, 1973 (2nd) [#48, DT Gary Hrivnak]
9/7/72	Rights to DT George Seals	Kansas City	1973 (1st) [#17, traded to DET]
9/22/71	LB Lee Roy Caffey	Dallas	1972 (7th) [#182, DT Jim Osborne]
9/13/71	1973 (5th) [#112]	San Francisco	RB Bill Tucker
9/13/71	C Bob Hyland, DB Bennie McRae	N.Y. Giants	1972 (1st) [#3, T Lionel Antoine]
9/13/71	1972 (2nd) [#37], 1973 (4th) [#83]	Philadelphia	RB Cyril Pinder
8/31/71	RB Mike Hull	Washington	RB Danny Pierce, T Steve Wright
7/21/71	Rights to RB Ronnie Bull	Philadelphia	1973 (5th) [#107, DB Allan Ellis]
7/20/71	1972 (6th) [#142]	Green Bay	DB Bobby Jeter
1970	QB Virgil Carter (via waivers)	Buffalo	1971 (6th) [#135, TE Earl Thomas]
9/2/70	DT Frank Cornish (via waivers)	Cincinnati	1972 (6th) [#133, LB Bob Piffen]
9/2/70	DT Dick Evey, 1972 (4th) [#87]	L.A. Rams	WR Jim Seymour, DB Ron Smith
3/2/70	DE Loyd Phillips	New Orleans	TE Jim Hester
1/21/70	T Rufus Mayes	Cincinnati	DE Harry Gunner, DT Bill Staley
1/21/70	1970 (1st) [#2]	Green Bay	LB Lee Roy Caffey, C Bob Hyland, RB Elijah Pitts
1/21/70	1970 (2nd) [#27]	Dallas	RB Craig Baynham, DB Phil Clark
10/28/69	DB Roosevelt Taylor, 1971 (5th)	San Francisco	G Howard Mudd
9/8/69	1970 (5th) [#106]	New Orleans	DB George Youngblood
8/12/69	WR David McDaniels	L.A. Rams	1971 (7th) [#176, RB Dennis Ferris]
7/31/69	1970 (7th) [#158]	Philadelphia	WR David McDaniels
7/23/69	DB Curtis Gentry	St. Louis	WR Bobby Lee, 1970 (6th) [#136, T Jeff Curchin]
7/17/69	RB Andy Livingston	New Orleans	1971 (2nd) [#28, RB Jim Harrison]
7/12/69	P Jon Kilgore	L.A. Rams	\$1.00
7/3/69	LB Jim Purnell, CB Rudy Redmond	Atlanta	TE Ray Ogden
5/17/69	S Richie Petitbon	L.A. Rams	CB Lee Calland, 1970 (4th) [#100, LB Ross Brupbacher], 1971 (3rd via OAK) [#71, T Bob Newton]
9/6/67	1968 (3rd) [#71]	Dallas	TE Austin Denney, K Mac Percival
7/16/67	DE Doug Atkins, T Herman Lee	New Orleans	G Don Croftcheck
4/26/67	TE Mike Ditka	Philadelphia	QB Jack Concannon, 1968 (4th via L.A. Rams) [#106, G Alan Bush]
9/14/66	LB Larry Morris	Atlanta	1968 (3rd) [#57, DB Major Hazelton], 1967 (6th via PIT) [#142, QB Virgil Carter]
8/10/66	DT Earl Leggett	L.A. Rams	1967 (4th) [#95, DB Tom Greenlee]





Date	Traded Away	To	For
			1967 (8th) {#200, LB Jerry Griffin}
7/12/66	1967 (10th) {#247}	Washington	CB Johnny Sample
1965	RB Rick Casares, TE Robert Jencks	Washington	C Fred Hageman, T Riley Mattson
5/22/65	1966 (5th) {#76}	Minnesota	G Palmer Pyle
1964	1965 (2nd) {#17}, 1965 (3rd) {#32}	Cleveland	WR Rich Kreitling, DB Lowell Caylor
6/6/64	WR Angelo Coia, DT Fred Williams	Washington	1965 (1st) {#6, T Steve DeLong}
1964	DB Frank Budka, C Joe Wendryhski, G Roger Davis, 1965 (5th) {#60}	L.A. Rams	RB Jon Arnett
1964	TE Chuck Logan	Pittsburgh	1966 (4th) {#51, T Randy Jackson}
1964	T Steve Barnett	Washington	1966 (6th) {#85, T Dennis Brewster}
1964	DB Tommy Neck	Washington	\$1.00
7/1/64	DE Maury Youmans	Dallas	WR Gary Barnes
12/2/63	1964 (2nd) {#128}, 1964 (4th from PIT) {#51}	Pittsburgh	1965 (1st) {#3, LB Dick Butkus}
9/10/63	T Art Anderson	Pittsburgh	1964 (6th via CHI) {#84, E Jimmy Jones}
1963	1964 (6th) {#84}	Pittsburgh	LB Tom Bettis
1963	RB John Adams	L.A. Rams	1964 (2nd) {#21, E Billy Martin}
4/4/62	QB Ed Brown	Pittsburgh	1963 (1st) {#11, C Dave Behrman}, 1964 (2nd) {#23, HB Pat Crain}
1962	1963 (1st from PIT) {#11}	Pittsburgh	QB Rudy Bukich; 1963 (10th via CHI)
1962	RB Bill Brown	Minnesota	1964 (4th) {#47, LB Mike Reilly}
7/22/62	WR Harlon Hill	Pittsburgh	1963 (4th) {#52, HB Charley Mitchell}, 1964 (4th) {#51, traded to PIT}
1962	C John Mellekas	San Francisco	1963 (4th) {#49, E Stan Sanders}
1962	1963 (1st) {#10}	L.A. Rams	RB Joseph Marconi
1962	1963 (4th) {#53}	Baltimore	DB Pete Manning
1962	1963 (5th) {#66}	Dallas	RB Preston Powell (via clearing waivers)
1962	1963 (10th) {#137}	Pittsburgh	P Bobby Joe Green
1962	LB Ken Kirk	Pittsburgh	1963 (6th) {#80, T John Johnson}
1962	T Clyde Brock	Dallas	\$3,500.00
1961	LB Chuck Howley	Dallas	1963 (2nd) {#20, T Steve Barnett}, 1963 (9th) {#118, T Monte Day}
1/28/61	DB Erich Barnes, QB Zeke Bratkowski	L.A. Rams	QB Billy Wade
7/14/60	QB Don Meredith	Dallas	1962 (3rd) {#32, E Jim Bates}
1960	1962 (6th) {#77}	Philadelphia	DB Bobby Jackson
1960	WR John Aveni	N.Y. Giants	DB Dave WhitSELL, 1962 (8th) {#110, C Larry Onesti}
8/18/61	WR Bob Coronado	Pittsburgh	1962 (2nd) {#20, T Clyde Brock}
1960	QB Rudy Bukich	Pittsburgh	1963 (1st) {#11, traded to PIT}
1960	G Bill Roehnel	Washington	1962 (5th) {#57, E Mac Burton}

NOTES: Dates included where known; Voided trades are not included.

() Indicates the round of a pick; {} Indicates the pick # and the player selected at listed pick.

## COLLEGE ACCOLADES

The following reflects Bears players who earned Rose Bowl MVP or college football's most prestigious honor, the Heisman Trophy. Jay Berwanger was drafted but never played for the Bears.

Bears Rose Bowl MVPs			Bears Heisman Trophy Winners		
Player	Year	School	Player	Year	School
George Halas	1919	Great Lakes Navy	Jay Berwanger	1935	Chicago
Fred "Curley" Morrison	1950	Ohio State	Tom Harmon	1940	Michigan
Rudy Bukich	1953	USC	Johnny Lujack	1947	Notre Dame
Bob Jeter	1959	Iowa	John Huarte	1964	Notre Dame
Jim Grabowski	1964	Illinois	Doug Flutie	1984	Boston College
Vince Evans	1977	USC	Rashaan Salaam	1994	Colorado
Brian Griese	1998	Michigan	Danny Wuerffel	1996	Florida

**ALL-TIME PRACTICE SQUAD**

Adams, Kris (WR) .....2011  
 Addison, Bralon (RB) .....2016  
 Age, Louis (T) .....1992  
 Aiken, Kamar (WR) .....2012  
 Allen, Armando (RB) .....2011-12  
 Allen, James (RB) .....1998  
 Allen, Jermaine (RB) .....2007  
 Allen, Tremayne (TE) .....1997-98  
 Amos, Willie (DB) .....2005  
 Anderson, Bryan (G) .....2003-04  
 Anderson, Busta (TE) .....2016  
 Anderson, Dres (WR) .....2016  
 Anderson, Joe (WR) .....2012  
 Anderson, Jonathan (LB) .....2015-16  
 Anelli, Mark (TE) .....2003  
 Angulo, Richard (TE) .....2006  
 Annen, Blake (TE) .....2014  
 Ashman, Duane (DE) .....1998  
 Asiata, Johan (G) .....2009-10  
 Babers, Rod (CB) .....2005  
 Backes, Tom (DT) .....1991  
 Baldwin, Ervin (DE) .....2008-10  
 Ball, David (WR) .....2007  
 Ballard, Derrick (LB) .....2004  
 Balogh, Cody (T) .....2008  
 Barkley, Matt (QB) .....2016  
 Barnes, Freddie (WR) .....2010  
 Baron, James (DL) .....1998  
 Barrow, Lamin (LB) .....2015  
 Basanez, Brett (QB) .....2009  
 Bass, David (DE) .....2014  
 Bausby, De'Vante (CB) .....2015-16  
 Beck, Tom (QB) .....1998  
 Becton, Nick (T) .....2015  
 Bell, Kahlil (RB) .....2009  
 Bell, Shonn (TE) .....2000  
 Bellamy, Joshua (WR) .....2014  
 Belton, Keith (RB) .....2005  
 Bero, Brian (FB) .....1989  
 Bennett, Brandon (RB) .....1995-96  
 Blanchard, Matt (QB) .....2012; 15  
 Boffeli, Conor (G) .....2014  
 Boggs, Taylor (C) .....2014  
 Bowman, Zackary (CB) .....2008  
 Bownes, Fabien (WR) .....1995-96  
 Bragg, Craig (WR) .....2005  
 Brandon, Cory (T) .....2012  
 Braunecker, Ben (TE) .....2016  
 Braverman, Daniel (WR) .....2016  
 Brewer, Dewell (FB) .....1993  
 Brock, Kevin (TE) .....2009  
 Brooks, Macey (WR) .....1998  
 Broussard, John (WR) .....2008  
 Brown, James (T) .....2012  
 Brown, Jonathan (LB) .....2014  
 Bryan, Copeland (DE) .....2006-07  
 Buggs, Marcus (LB) .....2010

Burger, Todd (G) .....1993  
 Burgess, Rudy (WR) .....2008  
 Cain, Jeremy (LB) .....2004-05  
 Callahan, Bryce (CB) .....2015  
 Campbell, Darrell (DT) .....2005  
 Carter, Daryl (LB) .....1997  
 Catthouse, Sean (DB) .....2013  
 Cerqua, Marq (LB) .....2002  
 Chambers, Marlon (TE/DE) .....1999  
 Christian, Bob (FB) .....1992  
 Clermond, Joe (DE) .....2008-09  
 Cobb, David (RB) .....2016  
 Cobb, Trevor (FB) .....1994  
 Cohen, Dustin (LB) .....2000  
 Coleman, Davon (DL) .....2015  
 Coleman, Mill (WR) .....1995-96  
 Coleman, Quincy (CB) .....1998  
 Coleman, Travis (CB) .....2002  
 Coley, James (TE) .....1989  
 Collier, Ervin (DT) .....1994-95  
 Collins, Jed (FB) .....2008  
 Cooper, D.J. (DE) .....2000  
 Cousin, Terry (CB) .....1997  
 Cunningham, B.J. (WR) .....2014  
 Davis, Jason (FB) .....2008  
 Davis, Josh (T) .....2011  
 Dawson, Curry (DT) .....2002  
 Deligianis, Harry (DL) .....1998  
 Demaree, Chris (DE) .....2002-03  
 Dennis, Derek (OL) .....2012-13  
 Diggs, Carl (LB) .....2004  
 Dinwiddie, Ryan (QB) .....2004  
 Dorrestein, Perry (T) .....2011  
 Dorse, Quinn (DE) .....2004  
 Draft, Chris (LB) .....1998  
 Dragos, Scott (FB) .....1999  
 Droege, Rob (T) .....2005  
 Dulaney, Mike (FB) .....1995  
 Dunn, Brandon (DT) .....2014-15  
 Edwards, Cornelius (C) .....2015-16  
 Edwards, Brian (RB) .....2000  
 Elliott, Jamin (WR) .....2002  
 Epps, Dedrick (TE) .....2012  
 Everett, Tyler (S) .....2006  
 Fales, David (QB) .....2014-15  
 Fassitt, Greg (CB) .....2007  
 Finn, Jim (FB) .....1999  
 Fletcher, Bryan (TE) .....2002  
 Folsom, J.D. (LB) .....2010  
 Fontenot, Chris (TE) .....2000  
 Forbes, Marlon (CB) .....1995-96  
 Foreman, Tyree (FB) .....2002  
 Franklin, Jerry (LB) .....2013  
 Frey, Isaiah (CB) .....2012; 14  
 Frome, Chris (DE) .....2007  
 Fryzel, Jimmy (WR) .....2003  
 Gaines, Rogers (T) .....2013

Gaines, Teddy (CB) .....2002  
 Garay, Antonio (DT) .....2005; 07  
 Gary, Shamiel (S) .....2014  
 Gattis, Josh (S) .....2007  
 Gerard, K.J. (DB) .....2010  
 Gibbons, Ryan (OL) .....2007  
 Gibson, Laurence (T) .....2016  
 Gibson, Thaddeas (DE) .....2011  
 Gilmore, John (TE) .....2002  
 Glenn, Jacoby (CB) .....2015-16  
 Gonzalez, Dan (QB) .....1999  
 Goolsby, Brian (FB) .....1999  
 Goins, Brian (K) .....1999  
 Green, Jamaal (DE) .....2005-06  
 Greer, Rashaun (WR) .....2010  
 Grice, Shane (G) .....2001  
 Groy, Ryan (G) .....2014  
 Haggerty, Jonathan (WR) .....2011  
 Harrell, Reggie (WR) .....2005  
 Harris, Willie (WR) .....1993  
 Harrison, Todd (TE) .....1992  
 Hartsell, Mark (QB) .....2000  
 Hass, Mike (WR) .....2006; 08  
 Henry, Ricky (G) .....2011  
 Herd, Greg (WR) .....2014  
 Hicks, Dwone (RB) .....2003  
 Hicks, Michael (RB) .....1996-97  
 Hill, Bronson (RB) .....2015  
 Hill, Eric (WR) .....2005  
 Hillenmeyer, Hunter (LB) .....2003  
 Hollowell, T.J. (LB) .....2005  
 Holmes, Jaret (K) .....1999  
 Horn, Levi (T) .....2010-11  
 Houston, Harrison (WR) .....1995  
 Howard, Bobbie (LB) .....2000  
 Hoyte, Brandon (LB) .....2006  
 Hughes, Robert (RB) .....2011  
 Hurst, Demontre (CB) .....2013; 2016  
 Hyche, Steve (LB) .....1989  
 Idonije, Israel (DT) .....2003  
 Iglesias, Juaquin (WR) .....2010  
 Ilnat, Eric (TE) .....1991  
 Ireland, Darwin (LB) .....1995  
 Ivlow, John (FB) .....1993  
 Jefferson, Jason (DT) .....2005  
 Jenkins, Kerry (T) .....1997  
 Jennings, Darius (WR) .....2016  
 Jensen, Marcel (TE) .....2016  
 Johnson, Ben (G) .....2004  
 Johnson, Chris (LB) .....2010  
 Johnson, Eric (DB) .....2001-02  
 Johnson, Jerrod (QB) .....2013  
 Johnson, Kiah (LB) .....2002  
 Johnson, Tim (LB) .....2001  
 Johnson-Webb, Jamaal (T) .....2013  
 Jones, Barrett (C) .....2015  
 Jones, Carlos (CB) .....1999



Jones, Danté (LB) .....	1990	Moss, Dale (WR) .....	2012	Staten, Jimmy (DE) .....	2016
Jones, Jermaine (CB) .....	1999	Mostert, Raheem (RB) .....	2016	Stephens, Reggie (G) .....	2011-12
Jones, Mike (G) .....	2007	Moturi, Jeff (WR) .....	2010	Streeter, George (S) .....	1989
Jones, Tyler (K) .....	2005	Newkirk, Robert (DT) .....	2000	Sullen, Jordan (CB) .....	2014
Joppru, Bennie (TE) .....	2006	Norman, Todd (OL) .....	1994	Tafoya, Joe (DE) .....	2001
Joseph, Dwayne (CB) .....	1994	North, Ramondo (WR) .....	2001	Ta'ufu'ou, Will (FB) .....	2009
Jurovich, Kevin (WR) .....	2011	Oakley, Anthony (OL) .....	2005; 07	Taylor, Aaron (G) .....	1998
Justin, Paul (QB) .....	1991	Okoye, Lawrence (OL) .....	2016	Taylor, Brian (CB) .....	1989
Kashama, Alain (DE) .....	2004	Onobun, Fendi (TE) .....	2013	Timu, John (LB) .....	2015-16
Kelly, Colin (T) .....	2016	Oshinowo, Babatunde (DT) .....	2007	Toliver, Terrence (WR) .....	2013
Kelly, Kareem (WR) .....	2004	O'Sullivan, J.T. (QB) .....	2005	Trahan, Patrick (LB) .....	2011-12
King, Jerome (DE) .....	2000	Ozougwu, Cheta (DE) .....	2013	Tugbenyoh, Mawuko (LB) .....	2000
Kmet, Frank (DL/OL) .....	1993	Palmer, Nathan (WR) .....	2015	Tupou, Christian (DT) .....	2013
Komar, Max (WR) .....	2011	Pearson, Pepe (RB) .....	1998	Turenne, Woody (CB) .....	2009
Laptad, Jake (DE) .....	2011	Perillo, Justin (TE) .....	2016	Turner, Barry (DE) .....	2010
LaRocque, Joey (LB) .....	2008	Perry, Seniorise (RB) .....	2016	Umodu, Emughedi "Ify" (WR) .....	2015
Lasike, Paul (RB/FB) .....	2015-16	Peterman, Eric (WR) .....	2009-11	Unga, Harvey (RT) .....	2012-13
Lattimore, DeDe (LB) .....	2014	Peters, Leonard (S) .....	2007	Uzdavinis, Arturo (OL) .....	2016
Lawrence, Rashad (WR) .....	2014	Philon, Roy (DT) .....	2014	Venables, Winston (S) .....	2011
Lawrence, Simoni (LB) .....	2010	Poehls, Will (OL) .....	2016	Waddle, Tom (WR) .....	1989
Leatherwood, Frank (TE) .....	2000	Polk, Octus (OL) .....	1995-96	Wagner, Barry (WR) .....	1992
Lee, Mark (DT) .....	1997	Pope, P.J. (RB) .....	2006-07	Walters, Anthony (S) .....	2011
Lemons, Devin (LB) .....	2001	Powell, Ronald (LB) .....	2016	Warner, Josh (C/G) .....	2002
Lethridge, Zebbie (CB) .....	1999	Price, Terry (DT) .....	1990	Warner, Ron (DE) .....	1999
LeVoi, Mark (T) .....	2006-07	Primus, Greg (WR) .....	1994	Washburn, Cliff (DE) .....	2003
Lies, Michael (T) .....	2000	Radway, Raymond (WR) .....	2012	Washington, Damon (FB) .....	1999
Lindstrom, Gabe (P) .....	2005	Raiola, Donovan (C) .....	2009	Weaver, Jason (T) .....	2014, 2016
Lockette, Ricardo (WR) .....	2013	Randolph, Charles (TE) .....	1996	Wetnight, Ryan (TE) .....	1993
Long, Khari (DE) .....	2005	Ray, Rodney (DB) .....	1996	Whelihan, Tom (K/P) .....	1990
Lott, James (CB) .....	1990-91	Reed, Tyler (G) .....	2006-08	Whiteside, Aston (DE) .....	2012-13
Louis-Jean, Al (CB) .....	2014	Reese, Marcus (LB) .....	2003	Williams, Brad (G) .....	2000
Mackey, Chad (WR) .....	1999	Reynolds, Rashaad (DB) .....	2016	Williams, Chris (WR) .....	2014
Malast, Kevin (LB) .....	2009	Richardson, Cyril (DL) .....	2016	Williams, Eddie (FB) .....	2010
Manning, Terrell (LB) .....	2014	Rideau, Brandon (WR) .....	2006; 08	Williams, Harry, Jr. (WR) .....	2006
Marshall, Alfonso (CB) .....	2004	Riley, Chris (G) .....	2012	Williams, Terry (DL) .....	2015
Marshall, Anthony (S) .....	1994	Riley, Marcus (LB) .....	2008	Williams, Tyrone (DL) .....	1997
Marten, James (T) .....	2009-10	Robertson, Tracy (DE) .....	2013	Wilson, C.J. (CB) .....	2013
Martin, Chris (CB) .....	1996	Ross, Drayton (TE) .....	2011	Wilson, Lawrence (LB) .....	2013
Mason, Danny (LB) .....	2015	Ross, Rashad (WR) .....	2014	Wilson, Rod (LB) .....	2006
Mathews, Greg (WR) .....	2010	Russell, Fred (RB) .....	2004	Wise, Ty (C) .....	2000
Matthews, Shane (QB) .....	1993	Sanford, Sulecio (WR) .....	1999	Woodrum, Josh (QB) .....	2016
Matthews, Roshawn (LB) .....	2001	Saunders, Jalen (WR) .....	2015	Worley, Justin (QB) .....	2015
Matusz, Roman (T) .....	1990	Schumacher, Jerry (LB) .....	2004	Wright, Eric (WR) .....	1991-92
Maxwell, Jacob (TE) .....	2014	Schwartz, Jim (LB) .....	1992-93	Wrotto, Mansfield (G) .....	2011
McCardell, Keenan (WR) .....	1993	Seymour, Ryan (C/G) .....	2015	Young, Adam (TE) .....	2001
McClain, Antoine (G) .....	2014	Sharp, Brandon (S) .....	2007	Zitelli, Emmett (C) .....	1997
McGee, Richmond (P) .....	2010	Sheldon, Dan (WR) .....	2006		
McKie, Jason (FB) .....	2003	Shepherd, Edell (WR) .....	2002		
McMillon, Todd (CB) .....	2000-01	Shepherd, Gannon (T) .....	2000		
Merrell, Jamil (DE) .....	2014	Shirley, Josh (LB) .....	2016		
Merritt, Ahmad (WR) .....	2000-01	Sinclair, Gannon (TE) .....	2015		
Miller, Chris (WR) .....	1997	Slay, Dwayne (LB) .....	2006		
Miller, David (G) .....	2004	Smith, Andre (TE) .....	2011		
Miller, Gabe (TE) .....	2012	Smith, D'Anthony (DL) .....	2015		
Miller, Jordan (DT) .....	2011	Smith, DeAngelo (CB) .....	2009		
Mines, Fontel (TE) .....	2007-08	Smith, Eric (WR) .....	1997		
Mitchell, Qasim (T) .....	2003	Smith, Quintin (WR) .....	1990		
Mitchell, Terrance (CB) .....	2014	Snyder, Brent (QB) .....	1990		
Moore, Josh (CB) .....	2011	Spencer, Willie (WR) .....	2001		



## PRACTICE SQUAD TO 53-MAN ROSTER

Addison, Bralon (RB)  
Age, Louis (T)  
Allen, Armando (RB)  
Allen, James (RB)  
Allen, Tremayne (TE)  
Anderson, Bryan (G)  
Anderson, Joe (WR)  
Anderson, Jonathan (LB)  
Annen, Blake (TE)  
Asiata, Johan (G)  
Baldwin, Ervin (DE)  
Barkley, Matt (QB)  
Barrow, Lamin (LB)  
Basanez, Brett (QB)  
Bass, David (DE)  
Bausby De'Vante (DB)  
Bection, Nick (T)  
Bell, Kahlil (RB)  
Bellamy, Josh (WR)  
Belton, Keith (RB)  
Boggs, Taylor (C)  
Bowman, Zackary (CB)  
Bownes, Fabien (WR)  
Brandon, Cory (T)  
Braunecker, Ben (TE)  
Brooks, Macey (WR)  
Brown, James (G/T)  
Burger, Todd (G)  
Cain, Jeremy (LB)  
Callahan, Bryce (CB)  
Carter, Daryl (LB)  
Cattouse, Sean (S)  
Cerqua, Marq (LB)  
Cobb, Trevor (FB)  
Coleman, Quincy (CB)  
Coleman, Travis (CB)  
Coley, James (TE)  
Collier, Ervin (DT)  
Cousin, Terry (CB)  
Davis, Jason (FB)  
Dorsey, Quinn (DE)  
Draft, Chris (LB)  
Dragos, Scott (FB)  
Dulaney, Mike (FB)  
Dunn, Brandon (DT)  
Edison, Cornelius (OL)  
Edwards, Brian (RB)  
Elliott, Jamin (WR)  
Everett, Tyler (S)  
Fales, David (QB)  
Franklin, Jerry (LB)

Frey, Isaiah (CB)  
Forbes, Marlon (CB)  
Garay, Antonio (DT)  
Gattis, Josh (S)  
Gibson, Thaddeus (DE)  
Gilmore, John (TE)  
Glenn, Jacoby (CB)  
Gowins, Brian (K)  
Groy, Ryan (G)  
Harris, Willie (WR)  
Hartsell, Mark (QB)  
Hass, Mike (WR)  
Henry, Ricky (G)  
Hicks, Michael (RB)  
Hillmeyer, Hunter (LB)  
Holmes, Jaret (K)  
Horn, Levi (T)  
Howard, Bobbie (LB)  
Hurst, Demontre (DB)  
Hyche, Steve (LB)  
Idonije, Israel (DT)  
Ireland, Darwin (LB)  
Ivlow, John (FB)  
Jones, Danté (LB)  
Jones, Jermaine (CB)  
Joseph, Dwayne (CB)  
Kashama, Alain (DE)  
Komar, Max (WR)  
LaRocque, Joey (LB)  
Lasike, Paul (FB)  
Lattimore, DeDe (LB)  
Louis-Jean, Al (CB)  
Manning, Terrell (LB)  
Marshall, Alfonso (CB)  
Marshall, Anthony (S)  
Marten, James (T)  
Martin, Chris (CB)  
Matthews, Shane (QB)  
McKie, Jason (FB)  
McMillon, Todd (CB)  
Merritt, Ahmad (WR)  
Mines, Fontel (TE)  
Mitchell, Qasim (T)  
Mitchell, Terrance (CB)  
Mostert, Raheem (RB)  
Newkirk, Robert (DT)  
Oakley, Anthony (OL)  
Oshinowo, Babatunde (DT)  
Ozougwu, Cheta (DE)  
Polk, Octus (OL)  
Price, Terry (DT)

Primus, Greg (WR)  
Pruitt, MyCole (TE)  
Reese, Marcus (LB)  
Rideau, Brandon (WR)  
Robertson, Tracy (DT)  
Ross, Rashad (WR)  
Sanford, Sulacio (WR)  
Schwartz, Jim (LB)  
Shirley, Josh (LB)  
Smith, Andre (TE)  
Smith, D'Anthony (DL)  
Smith, DeAngelo (CB)  
Smith, Eric (WR)  
Smith, Quintin (WR)  
Staten, Jimmy (DE)  
Streeter, George (S)  
Tafoya, Joe (DE)  
Taylor, Aaron (G)  
Taylor, Brian (RB)  
Thompson, Deonte (WR)  
Timu, John (LB)  
Trahan, Patrick (LB)  
Tupou, Christian (DT)  
Turenne, Woody (CB)  
Turner, Barry (DE)  
Unga, Harvey (WR)  
Venable, Winston (S)  
Waddle, Tom (WR)  
Wagner, Barry (WR)  
Walters, Anthony (S)  
Warner, Josh (C/G)  
Wetnight, Ryan (TE)  
Williams, Chris (WR)  
Williams, Tyrone (DL)  
Wilson, Rod (LB)  
Wise, Ty (C)  
Wright, Eric (WR)



## ALL-TIME ASSISTANT COACHES

Name	Seasons	Years	Name	Seasons	Years
Abramowicz, Danny	5	1992-96	Fangio, Vic	2	2015-16
Allen, George	8	1958-65	Fears, Ivan	6	1993-98
Anderson, Heartley "Hunk"	8	1940-42; 46-50	Fewell, Perry	1	2005
Armstrong, Keith	4	1997-2000	Fichtner, Ross	3	1975-77
Arthur, Jim	11	2005-15	Flaherty, Pat	3	2001-03
Austin, Bill	1	1971	Fortunato, Joe	2	1967-68
Babich, Bob	9	2004-12	Frei, Jerry	3	1978-80
Bajakian, Mike	3	2004-06	Garnes, Sam	2	2015-16
Bates, Jeremy	1	2012	Gase, Adam	1	2015
Bedford, Vance	6	1999-2004	George, Bill	1	1972
Bischoff, Andy	2	2013-14	George, Jason	1	2015
Blache, Greg	5	1999-2003	George, Ryan	2	2007-08
Bollman, Jim	2	1999-2000	Gerhart, Doug	1	1979
Boras, Rob	6	2004-09	Gibron, Abe	7	1965-71
Borich, Mike	2	1999-2000	Gillman, Sid	1	1977
Bratkowski, Zeke	3	1972-74	Goldston, Ralph	1	1974
Brauch, Phil	2	2012-13	Goodwin, Harold	3	2004-06
Brodsky, Joe	1	1998	Grange, Red	8	1933-40
Brooks, Clarence	6	1993-98	Gray, Torrian	2	2004-05
Brooks, Larry	1	2003	Groh, Mike	3	2013-15
Brumbaugh, Carl	3	1938; 40; 44	Haley, Brick	2	2007-08
Bullough, Chuck	5	1999-2003	Haley, Todd	3	2001-03
Butkus, Luke	3	2007-09	Hamilton, Pep	3	2007-09
Byrd, Gill	7	2006-12	Handler, Phil	17	1952-68
Callahan, Ray	3	1975-77	Hardegree, Bo	1	2015
Carmichael, Pete	3	2001-03	Harris, Chris	2	2013-14
Carr, Jim	3	1969; 73-74	Haupt, Dale	8	1978-85
Cavanaugh, Matt	4	1997-98; 2013-14	Hayes-Stoker, Andrew	3	2010-12
Cherundolo, Chuck	6	1966-68; 72-74	Herring, Reggie	1	2014
Clark, Mike	2	2013-14	Hiestand, Harry	5	2005-09
Cody, Ed	6	1965-70	Hightower, Richard	1	2016
Coiner, Charlie	5	2001-05	Hilton, John	3	1975-77
Connor, George	2	1956-57	Hoener, Pete	1	2004
Crowton, Gary	2	1999-2000	Hoke, Jon	6	2009-14
Day, Shane	2	2010-11	Holt, Tim	1	2012
DeBord, Mike	3	2010-12	Hughes, Ed	7	1982-88
DeCamillis, Joe	2	2013-14	Hurtt, Clint	3	2014-16
DeCorevont, Billy	1	1949	Jagade, Chick	1	1956
Dent, Richard	1	2003	Johnson, Curtis	1	2016
Desai, Sean	4	2013-16	Johnson, Don	2	2005-06
Dimancheff, Babe	3	1966-68	Johnsos, Luke	30	1935-39; 41-42; 46-68
Donatell, Ed	2	2016	Jones, Rusty	8	2005-12
Dooley, Jim	14	1963-67; 81-89	Kazor, Steve	11	1982-92
Dovell, Whitey	3	1972-74	Kromer, Aaron	2	2013-14
Drake, Darryl	9	2004-12	Kuhlmann, Hank	5	1978-82
Drayton, Stan	2	2015-16	Landry, Greg	7	1986-92
Driscoll, Paddy	20	1941-55; 58-62	LaRue, Jim	12	1978-89
Dunbar, Karl	1	2004	Lee, Lloyd	5	2004-08
Ecklund, Brad	3	1975-77	Levra, John	7	1986-92



# ALL-TIME ASSISTANT COACHES

Name	Seasons	Years
Lindsey, Dale	3	1999-2001
Loggains, Dowell	2	2015-16
London, Charles	3	2007-09
Lord, Bob	1	1974
Luckman, Sid	16	1954; 56-70
Magazu, Dave	2	2015-16
Mainord, Carlos	6	1993-98
Marchibroda, Ted	1	1981
Marinelli, Rod	4	2009-12
Martz, Mike	2	2010-11
Mather, Chuck	8	1958-65
McDaniels, Ben	1	2016
McGinnis, David	10	1986-95
Meyer, Ken	3	1978-80
Meyer, Pat	2	2013-14
Moeller, Gary	2	2002-03
Mosley, Earle	5	1999-2003
Moss, Perry	4	1970-73
Ngo, Pierre	1	2015
Nickerson, Hardy	1	2007
Norris, Rex	4	1999-2002
Nugent, Brandon	2	2013-14
O'Connor, Fred	3	1975-77
O'Dea, Kevin	4	2006-07; 11-12
Olson, Greg	1	2003
Pasqualoni, Paul	1	2014
Peete, Skip	2	2013-14
Peete, Willie	3	1995-97
Pendry, Joe	2	1993-94
Perry, Rick	1	2015
Phair, Mike	3	2011-13
Pires, Glenn	2	2015-16
Plumb, Ted	8	1980-85; 96-97
Ragone, Dave	1	2016
Rapp, Vic	4	1989-92
Ringo, Jim	3	1969-71
Rivera, Ron	3	2004-06
Rodgers, Jay	2	2015-16
Rodgers, Jeff	2	2015-16
Roland, Johnny	11	1982-92
Ronzani, Gene	3	1947-49
Rossley, Tom	1	1998

Name	Seasons	Years
Ryan, Buddy	8	1978-85
Schiano, Greg	3	1996-98
Scovil, Doug	1	1978
Shaughnessy, Clark	12	1951-62
Shaw, Bob	3	1969-71
Shea, Terry	1	2004
Shinnick, Don	2	1970-71
Shoop, John	5	1999-2003
Shula, Mike	3	1993-95
Sinclair, Michael	1	2013
Slowik, Bob	6	1993-98
Smith, Frank	2	2015-16
Smith, Mikal	3	2010-12
Spencer, Tim	9	2004-12
Stanfel, Dick	12	1981-92
Stoltz, Jerry	4	1973-76
Stukes, Dwayne	2	2013-14
Stydahar, Joe	2	1963-64
Sweatman, Mike	3	2001-03
Swinton, Derius	1	2015
Tabor, Chris	3	2008-10
Tibesar, Tim	1	2013
Tice, Mike	3	2010-12
Tobin, Vince	7	1986-92
Toub, Dave	9	2004-12
Tucker, Mel	2	2013-14
Turner, Clyde "Bulldog"	5	1952-56
Turner, Ron	9	1993-96; 2005-09
Walch, Carson	2	2013-14
Walquist, Laurie	2	1933-34
Washington, Eric	3	2008-10
Wilkerson, Ben	2	2015-16
Wilks, Steven	3	2006-08
Wilson, George	2	1947-48
Wilson, Wade	3	2004-06
Wise, Tony	6	1993-98
Wylie, Bob	5	1999-2003
Yaralian, Zaven	3	1990-92

# ALL-TIME PRESEASON RESULTS



<b>1921 - 1-0</b>		<b>Chi</b>	<b>Opp</b>
O 2	Waukegan	W	35 0

<b>1923 - 0-0-1</b>		<b>Chi</b>	<b>Opp</b>
D 16	<i>Milwaukee Badgers</i>	T	0 0

<b>1924 - 2-1</b>		<b>Chi</b>	<b>Opp</b>
D 7	Cleveland Bulldogs	W	23 0
D 13	Frankford Yellow Jackets	W	13 10
D 14	Rock Island Independents	L	6 7

<b>1927 - 1-0</b>		<b>Chi</b>	<b>Opp</b>
S 18	LaGrange All-Suburbans	W	28 0

<b>1928 - 1-0</b>		<b>Chi</b>	<b>Opp</b>
O 7	Minneapolis Marines	W	12 6

<b>1929 - 1-1</b>		<b>Chi</b>	<b>Opp</b>
N 23	Memphis Tigers	W	39 19
D 22	<i>Memphis Tigers</i>	L	6 16

<b>1930 - 1-1</b>		<b>Chi</b>	<b>Opp</b>
O 2	Milwaukee Nighthawks	W	26 0
N 23	Ironton (OH) Tanks	L	13 26
D 15	Chicago Cardinals	W	9 7

<b>1931 - 1-0</b>		<b>Chi</b>	<b>Opp</b>
O 4	Cicero Boosters	W	43 0

<b>1932 - 3-0-1</b>		<b>Chi</b>	<b>Opp</b>
S 18	Cleveland Panthers	W	26 0
N 16	St. Louis Gunners	W	35 0
D 25	Portsmouth Spartans	T	6 6
D 26	Boston Braves	W	21 0

<b>1933 - 2-0</b>		<b>Chi</b>	<b>Opp</b>
S 10	Cicero Boosters	W	60 0
S 16	Notre Dame All-Stars	W	14 0

<b>1934 - 3-0-1</b>		<b>Chi</b>	<b>Opp</b>
A 30	College All-Stars	T	0 0
S 6	Indiana Harbor Gophers	W	19 6
S 9	Chicago Tigers	W	41 0
S 12	LaCrosse Old Style Lagers	W	25 0
O 17	<i>Green Bay Packers</i>	W	10 6
N 7	Minnesota Stars	W	14 3
D 15	Philadelphia Eagles	W	28 14
D 22	Brooklyn Dodgers	W	20 6
D 23	Memphis Tigers	W	30 13
J 13	Chicago Cardinals	L	9 13
J 20	Pacific Coast Stars	W	26 7
J 27	New York Giants	W	21 0

<b>1935 - 5-0</b>		<b>Chi</b>	<b>Opp</b>
A 30	College All-Stars	W	5 0
S 8	Badger All-Stars	W	58 0
S 11	Calumet All-Stars	W	40 0
S 15	American Legion All-Stars	W	41 0

<b>1936 - 1-1</b>		<b>Chi</b>	<b>Opp</b>
S 7	Texas All-Stars	L	6 7
S 8	Oklahoma All-Stars	W	14 6

<b>1937 - 3-1</b>		<b>Chi</b>	<b>Opp</b>
S 6	Texas All-Stars	L	0 6
S 7	Oklahoma All-Stars	W	25 0
S 10	Calumet Indians	W	34 0
S 12	Des Moines Comets	W	39 0

<b>1938 - 4-1</b>		<b>Chi</b>	<b>Opp</b>
S 1	Eastern All-Stars	W	26 14
S 5	Southern All-Stars	W	32 18
S 23	Negro All-Stars	W	51 0
S 25	Cincinnati Bengals	L	13 17
S 27	Los Angeles Bulldogs	W	14 12

<b>1939 - 3-0</b>		<b>Chi</b>	<b>Opp</b>
S 5	Calumet All-Stars	W	13 0
S 9	Glen Ellyn All-Stars	W	55 6
S 27	Cincinnati Bengals	W	26 6

<b>1940 - 6-1</b>		<b>Chi</b>	<b>Opp</b>
A 24	Calumet Indians	W	48 6
A 30	Pittsburgh Steelers	L	9 10
S 5	Philadelphia Eagles	W	27 21
S 8	Newark Bears	W	35 7
S 12	Calumet Indians	W	52 0
S 15	St. Louis Gunners	W	59 0
D 29	<i>National League Stars</i>	W	28 14

<b>1941 - 6-0</b>		<b>Chi</b>	<b>Opp</b>
A 19	Kenosha Cardinals	W	27 6
A 28	College All-Stars	W	37 13
S 9	Brooklyn Dodgers	W	14 9
S 11	Eastern All-Stars	W	23 6
S 14	Newark Bears	W	47 12
J 4	<i>National League Stars</i>	W	35 24

<b>1942 - 5-0</b>		<b>Chi</b>	<b>Opp</b>
A 22	Camp Grant	W	32 6
A 28	College All-Stars	W	21 0
S 5	Pittsburgh Steelers	W	40 20
S 13	Washington Redskins	W	38 14
S 20	Army All-Stars	W	14 7

Italics indicates mid- or post-season exhibition games.



# ALL-TIME PRESEASON RESULTS

## 1943 - 3-0

	Chi	Opp
S 5 New York Giants	W 42	28
S 12 Washington Redskins	W 21	14
S 16 Phil.-Pitt. Steagles	W 20	7

## 1944 - 3-1

	Chi	Opp
A 30 College All-Stars	W 24	21
S 10 Washington Redskins	L 7	21
S 17 New York Giants	W 20	10
O 1 Washington Redskins	W 28	0

## 1945 - 1-2

	Chi	Opp
S 11 Washington Redskins	L 7	14
S 19 Philadelphia Eagles	L 21	38
S 23 New York Giants	W 14	13

## 1946 - 5-0

	Chi	Opp
S 1 New York Giants	W 19	0
S 5 Boston Yanks	W 24	17
S 13 Philadelphia Eagles	W 24	12
S 17 Akron Bears	W 38	13
S 22 Washington Redskins	W 20	14

## 1947 - 3-1

	Chi	Opp
A 22 College All-Stars	L 0	16
S 7 Boston Yanks	W 37	20
S 13 Philadelphia Eagles	W 13	10
S 17 Washington Redskins	W 28	7

## 1948 - 4-1

	Chi	Opp
A 22 Pittsburgh Steelers	W 28	14
A 28 Philadelphia Eagles	W 24	23
S 5 Boston Yanks	W 42	7
S 9 Boston Yanks	W 24	14
S 14 New York Giants	L 7	17

## 1949 - 4-1

	Chi	Opp
A 20 Pittsburgh Steelers	W 34	0
A 28 New York Bulldogs	W 14	7
S 4 Washington Redskins	W 28	17
S 10 New York Giants	W 20	17
S 17 Philadelphia Eagles	L 7	14

## 1950 - 4-2

	Chi	Opp
A 12 New York Yanks	W 34	33
A 18 New York Giants	L 7	10
A 24 Baltimore Colts	W 21	17
A 26 Pittsburgh Steelers	W 30	14
S 1 Cleveland Browns	L 23	27
S 10 Philadelphia Eagles	W 10	3

## 1951 - 3-4

	Chi	Opp
A 23 Los Angeles Rams	L 14	42
A 26 San Francisco 49ers	W 24	7
S 2 New York Giants	L 0	14
S 9 Cleveland Browns	L 21	32
S 15 Philadelphia Eagles	W 31	6
S 19 Washington Redskins	W 21	19
S 23 Pittsburgh Steelers	L 17	21

## 1952 - 4-1

	Chi	Opp
A 12 Pittsburgh Steelers	W 14	9
A 29 Cleveland Browns	L 7	14
S 6 Philadelphia Eagles	W 37	7
S 14 New York Giants	W 17	7
S 20 Pittsburgh Steelers	W 23	0

## 1953 - 2-4

	Chi	Opp
A 15 Pittsburgh Steelers	L 10	29
A 22 Philadelphia Eagles	L 10	24
A 29 Pittsburgh Steelers	W 31	28
S 3 New York Giants	L 7	14
S 11 Cleveland Browns	L 14	20
S 20 Chicago Cardinals	W 14	13

## 1954 - 3-3

	Chi	Opp
A 14 Pittsburgh Steelers	W 21	14
A 18 Chicago Cardinals	L 0	10
A 28 Philadelphia Eagles	L 21	24
S 4 Washington Redskins	W 28	24
S 12 New York Giants	W 28	24
S 18 Cleveland Browns	L 7	35

## 1955 - 3-2

	Chi	Opp
A 20 Chicago Cardinals	L 6	21
A 26 Philadelphia Eagles	L 20	27
S 3 Washington Redskins	W 45	10
S 10 New York Giants	W 7	0
S 15 Cleveland Browns	W 24	21

## 1956 - 5-1

	Chi	Opp
A 18 Chicago Cardinals	W 31	7
A 24 Philadelphia Eagles	W 28	21
S 1 Washington Redskins	W 17	3
S 8 Pittsburgh Steelers	W 21	10
S 15 New York Giants	W 20	10
S 21 Cleveland Browns	L 14	24



# ALL-TIME PRESEASON RESULTS



1957 - 4-1-1		Chi	Opp
A 17	Pittsburgh Steelers	W	24 7
A 24	Baltimore Colts	T	24 24
A 30	New York Giants	L	17 24
S 8	Philadelphia Eagles	W	24 14
S 14	Pittsburgh Steelers	W	37 10
S 20	Cleveland Browns	W	29 3

1958 - 6-0		Chi	Opp
A 17	Chicago Cardinals	W	24 7
A 24	Philadelphia Eagles	W	3 0
A 30	Pittsburgh Steelers	W	17 10
S 5	Detroit Lions	W	24 17
S 12	Cleveland Browns	W	42 31
S 21	Washington Redskins	W	27 24

1959 - 5-1		Chi	Opp
A 15	Green Bay Packers	W	19 16
A 22	Philadelphia Eagles	W	24 21
A 29	Pittsburgh Steelers	W	54 17
S 5	Washington Redskins	W	52 14
S 11	New York Giants	W	18 6
S 19	Cleveland Browns	L	31 33

1960 - 3-2		Chi	Opp
A 15	New York Giants	W	16 7
A 27	Green Bay Packers	L	7 35
S 3	Washington Redskins	W	17 0
S 10	Cleveland Browns	L	10 16
S 16	Pittsburgh Steelers	W	21 10

1961 - 4-2		Chi	Opp
A 5	Montreal Alouettes	W	34 16
A 12	Philadelphia Eagles	L	10 38
A 19	Washington Redskins	W	29 13
A 26	Green Bay Packers	L	14 24
S 2	Minnesota Vikings	W	30 7
S 8	Pittsburgh Steelers	W	24 21

1962 - 0-5		Chi	Opp
A 11	Pittsburgh Steelers	L	14 19
A 18	Philadelphia Eagles	L	14 28
A 25	Green Bay Packers	L	21 35
S 1	Washington Redskins	L	28 29
S 7	Cleveland Browns	L	24 28

1963 - 3-2		Chi	Opp
A 10	New York Giants	W	17 7
A 15	Washington Redskins	W	28 26
A 24	Green Bay Packers	L	7 26
A 31	St. Louis Cardinals	L	14 17
S 7	Baltimore Colts	W	14 7

1964 - 3-2		Chi	Opp
A 7	College All-Stars	W	28 17
A 14	Washington Redskins	W	14 13
A 22	Green Bay Packers	L	7 21
A 28	St. Louis Cardinals	L	3 7
S 7	Dallas Cowboys	W	21 6

1965 - 2-3		Chi	Opp
A 12	Washington Redskins	W	31 30
A 21	Green Bay Packers	L	14 31
A 28	Los Angeles Rams	W	28 14
S 3	St. Louis Cardinals	L	3 25
S 11	Dallas Cowboys	L	21 34

1966 - 3-1		Chi	Opp
A 6	Philadelphia Eagles	L	21 40
A 12	Green Bay Packers	W	13 10
A 20	Washington Redskins	W	21 10
S 2	St. Louis Cardinals	W	22 20

1967 - 2-3		Chi	Opp
A 9	Washington Redskins	L	14 37
A 18	Green Bay Packers	L	0 18
A 23	Kansas City Chiefs	L	24 66
S 1	St. Louis Cardinals	W	42 14
S 9	Philadelphia Eagles	W	14 0

1968 - 4-1		Chi	Opp
A 3	Dallas Cowboys	W	30 24
A 10	Baltimore Colts	L	0 10
A 19	Green Bay Packers	W	10 7
A 24	Washington Redskins	W	45 13
S 6	St. Louis Cardinals	W	19 17

1969 - 3-3		Chi	Opp
A 2	Washington Redskins	L	7 13
A 9	Miami Dolphins	W	16 10
A 16	Green Bay Packers	W	19 9
A 22	Houston Oilers	L	17 19
A 30	Buffalo Bills	W	23 16
S 12	St. Louis Cardinals	L	31 37

1970 - 1-4-1		Chi	Opp
A 8	Houston Oilers	W	23 13
A 15	Green Bay Packers	T	6 6
A 24	San Diego Chargers	L	9 14
A 29	St. Louis Cardinals	L	3 24
S 5	Denver Broncos	L	17 30
S 11	Minnesota Vikings	L	30 31



# ALL-TIME PRESEASON RESULTS

## 1971 - 3-3

	Chi	Opp
A 7 Green Bay Packers	W	2 0
A 14 Baltimore Colts	L	13 21
A 21 Minnesota Vikings	L	14 34
A 28 Cleveland Browns	W	20 19
S 4 Houston Oilers	L	17 37
S 12 Denver Broncos	W	33 17

## 1972 - 1-4-1

	Chi	Opp
A 5 Kansas City Chiefs	L	10 24
A 10 Houston Oilers	W	20 17
A 20 New England Patriots	L	17 27
A 27 Green Bay Packers	L	7 10
S 3 Buffalo Bills	T	24 24
S 9 St. Louis Cardinals	L	14 33

## 1973 - 3-1-2

	Chi	Opp
A 4 Green Bay Packers	T	13 13
A 11 Houston Oilers	W	34 7
A 18 Miami Dolphins	T	9 9
A 26 Buffalo Bills	W	13 10
S 1 St. Louis Cardinals	W	31 20
S 9 Washington Redskins	L	3 7

## 1974 - 1-5

	Chi	Opp
A 3 St. Louis Cardinals	L	7 10
A 12 Pittsburgh Steelers	L	21 50
A 17 Green Bay Packers	L	10 20
A 26 Baltimore Colts	W	20 16
A 31 Houston Oilers	L	20 37
S 9 Miami Dolphins	L	7 30

## 1975 - 2-4

	Chi	Opp
A 9 San Diego Chargers	W	22 0
A 16 Green Bay Packers	L	9 13
A 23 St. Louis Cardinals	W	14 13
A 30 Denver Broncos	L	0 13
S 6 Miami Dolphins	L	10 21
S 13 Houston Oilers	L	13 24

## 1976 - 5-1

	Chi	Opp
J 31 Denver Broncos	(DN) W	15 14
A 7 Seattle Seahawks	(SP) W	27 16
A 14 Baltimore Colts	(S) W	25 14
A 21 St. Louis Cardinals	(S) L	14 20
A 28 Tampa Bay Buccaneers	(TB) W	10 7
S 3 Washington Redskins	(DC) W	9 7

## 1977 - 3-4

	Chi	Opp
J 30 New York Jets	(CN) W	20 6
A 6 New Orleans Saints	(S) L	14 20
A 13 Oakland Raiders	(O) W	20 13
A 20 Houston Oilers	(H) W	14 10

A 25 Cleveland Browns	(CC) L	7 14
S 2 St. Louis Cardinals	(SC) L	14 23
S 10 Cincinnati Bengals	(S) L	6 24

## 1978 - 0-4

	Chi	Opp
A 5 Oakland Raiders	(S) L	13 14
A 12 St. Louis Cardinals	(S) L	14 26
A 19 Cincinnati Bengals	(CI) L	3 27
A 24 Seattle Seahawks	(SE) L	7 16

## 1979 - 3-1

	Chi	Opp
A 4 New York Jets	(S) W	27 14
A 11 New Orleans Saints	(NO) W	13 6
A 18 Cincinnati Bengals	(S) W	17 13
A 25 St. Louis Cardinals	(SL) L	7 10

## 1980 - 1-3

	Chi	Opp
A 10 New York Jets	(NJ) W	21 9
A 16 Cincinnati Bengals	(CI) L	3 21
A 23 Cleveland Browns	(S) L	31 33
A 30 St. Louis Cardinals	(S) L	13 21

## 1981 - 2-2

	Chi	Opp
A 8 New York Giants	(S) L	7 23
A 15 Kansas City Chiefs	(KC) L	0 13
A 22 Cincinnati Bengals	(S) W	24 21
A 29 St. Louis Cardinals	(SL) W	31 27

## 1982 - 1-3

	Chi	Opp
A 16 San Diego Chargers	(SD) L	27 28
A 21 Buffalo Bills	(BF) W	21 14
A 28 St. Louis Cardinals	(S) L	3 10
S 4 Baltimore Colts	(S) L	17 26

## 1983 - 3-1

	Chi	Opp
A 6 Buffalo Bills	(S) W	27 17
A 13 St. Louis Cardinals	(SL) L	24 27
A 20 Los Angeles Raiders	(LA) W	27 21
A 27 Kansas City Chiefs	(S) W	20 17

## 1984 - 1-3

	Chi	Opp
A 4 St. Louis Cardinals	(S) L	10 19
A 11 Green Bay Packers	(ML) L	10 17
A 18 Cincinnati Bengals	(S) L	17 25
A 26 Buffalo Bills	(I) W	38 7

## 1985 - 1-3

	Chi	Opp
A 9 St. Louis Cardinals	(SL) L	3 10
A 17 Indianapolis Colts	(S) L	13 24
A 26 *Dallas Cowboys	(DA) L	13 15
A 31 Buffalo Bills	(S) W	45 14

# ALL-TIME PRESEASON RESULTS



1986 - 4-1		Chi	Opp
A 3	**Dallas Cowboys (LN)	W	17 6
A 9	Pittsburgh Steelers (TR)	W	33 13
A 16	Indianapolis Colts (S)	W	38 21
A 23	St. Louis Cardinals (S)	L	7 14
A 30	Buffalo Bills (ND)	W	31 17

1987 - 3-1		Chi	Opp
A 16	Miami Dolphins (JR)	W	10 3
A 22	Pittsburgh Steelers (S)	W	50 14
A 31	*St. Louis Cardinals (S)	L	16 20
S 5	Los Angeles Raiders (LA)	W	20 17

1988 - 1-3		Chi	Opp
A 6	Miami Dolphins (S)	W	20 17
A 14	**Minnesota Vikings (SW)	L	21 28
A 22	*Dallas Cowboys (DA)	L	9 17
A 26	Los Angeles Raiders (S)	L	22 37

1989 - 2-2		Chi	Opp
A 14	*Miami Dolphins (JR)	W	28 20
A 19	San Diego Chargers (S)	L	7 24
A 27	Kansas City Chiefs (S)	L	17 22
S 2	Los Angeles Raiders (LA)	W	41 38

1990 - 4-1		Chi	Opp
A 4	Cleveland Browns (CN)	W	13 0
A 11	Miami Dolphins (S)	W	10 6
A 18	Phoenix Cardinals (TM)	W	17 9
A 24	Los Angeles Raiders (S)	L	3 20
A 30	Buffalo Bills (SC)	W	35 7

1991 - 2-3		Chi	Opp
J 26	Miami Dolphins (JR)	W	6 0
A 3	**San Francisco 49ers (G)	L	7 21
A 11	Phoenix Cardinals (S)	L	10 12
A 17	Los Angeles Raiders (LA)	L	10 13
A 24	Buffalo Bills (S)	W	30 13

1992 - 1-3		Chi	Opp
A 10	*New Orleans Saints (S)	L	31 34
A 15	Phoenix Cardinals (TM)	L	17 20
A 23	Pittsburgh Steelers (S)	L	17 28
A 28	Dallas Cowboys (TX)	W	20 13

1993 - 1-3		Chi	Opp
A 8	Philadelphia Eagles (V)	L	9 13
A 14	Phoenix Cardinals (S)	L	10 11
A 23	*New Orleans Saints (NO)	L	14 20
A 27	Dallas Cowboys (S)	W	23 21

1994 - 4-0		Chi	Opp
A 5	Philadelphia Eagles (S)	W	12 6
A 13	Arizona Cardinals (TM)	W	16 0
A 22	*Kansas City Chiefs (KC)	W	21 18
A 27	New York Giants (S)	W	27 21

1995 - 1-3		Chi	Opp
A 4	Carolina Panthers (S)	W	18 15
A 14	*Cleveland Browns (CL)	L	13 55
A 20	Arizona Cardinals (S)	L	16 17
A 24	Indianapolis Colts (I)	L	7 29

1996 - 1-3		Chi	Opp
A 3	Carolina Panthers (C)	L	12 30
A 11	Miami Dolphins (S)	W	24 21
A 17	New Orleans Saints (NO)	L	21 31
A 22	# Kansas City Chiefs (S)	L	10 14

1997 - 2-3		Chi	Opp
J 27	**Pittsburgh Steelers (DB)	L	17 30
A 2	Buffalo Bills (BF)	W	20 17 ot
A 10	Miami Dolphins (PP)	L	14 21
A 17	Arizona Cardinals (S)	W	22 10
A 22	New Orleans Saints (S)	L	7 13

1998 - 0-4		Chi	Opp
A 8	Baltimore Ravens (BA)	L	14 19
A 14	Arizona Cardinals (TM)	L	24 27
A 21	Buffalo Bills (S)	L	9 17
A 28	New York Jets (S)	L	7 24

1999 - 2-2		Chi	Opp
A 7	Indianapolis Colts (S)	W	9 6
A 13	Pittsburgh Steelers (TR)	L	23 30
A 21	St. Louis Rams (S)	W	38 24
A 28	Cleveland Browns (CB)	L	24 35

2000 - 2-2		Chi	Opp
A 5	New York Giants (NJ)	W	20 8
A 12	Cleveland Browns (S)	W	19 6
A 19	Cincinnati Bengals (CI)	L	20 24
A 26	Tennessee Titans (S)	L	28 34

2001 - 1-3		Chi	Opp
A 4	Cincinnati Bengals (S)	W	16 13 ot
A 11	Tennessee Titans (AD)	L	24 27
A 18	Kansas City Chiefs (KC)	L	9 10
A 25	Arizona Cardinals (S)	L	20 24

2002 - 1-3		Chi	Opp
A 10	Denver Broncos (IL)	L	3 27
A 16	St. Louis Rams (AC)	W	19 17
A 23	Jacksonville Jaguars (IL)	L	16 24
A 29	Miami Dolphins (PP)	L	22 24

HISTORY



# ALL-TIME PRESEASON RESULTS

## 2003-1-3

			Chi	Opp
A 9	Indianapolis Colts	(IL) W	20	18
A 16	Denver Broncos	(IL) L	10	15
A 23	Arizona Cardinals	(TM) L	17	27
A 29	New England Patriots	(CG) L	23	38

## 2004 - 2-2

			Chi	Opp
A 12	St. Louis Rams	(EJ) W	13	10 ot
A 21	San Francisco 49ers	(S) W	20	13
A 27	New Orleans Saints	(S) L	13	17
S 3	Cleveland Browns	(CB) L	10	24

## 2005 - 3-2

			Chi	Opp
A 8	Miami Dolphins	(CN) W	27	24
A 12	St. Louis Rams	(EJ) L	13	17
A 20	Indianapolis Colts	(I) W	24	17
A 26	Buffalo Bills	(S) W	16	12
S 1	Cleveland Browns	(S) L	6	16

## 2006 - 2-2

			Chi	Opp
A 11	San Francisco 49ers	(SF) L	14	28
A 18	San Diego Chargers	(S) W	24	3
A 25	Arizona Cardinals	(S) L	16	23
A 31	Cleveland Browns	(CB) W	20	7

## 2007- 3-1

			Chi	Opp
A 11	Houston Texans	(R) W	20	19
A 20	Indianapolis Colts	(I) W	27	24
A 25	San Francisco 49ers	(S) W	31	28
A 30	Cleveland Browns	(S) L	9	19

## 2008 - 1-3

			Chi	Opp
A 7	Kansas City Chiefs	(S) L	20	24
A 16	Seattle Seahawks	(SS) L	26	29
A 21	San Francisco 49ers	(S) L	30	37
A 28	Cleveland Browns	(CB) W	16	10

## 2009 - 3-1

			Chi	Opp
A 15	Buffalo Bills	(BF) L	20	27
A 22	New York Giants	(S) W	17	3
A 30	Denver Broncos	(IN) W	27	17
S 3	Cleveland Browns	(S) W	26	23

## 2010 - 0-4

			Chi	Opp
A 14	San Diego Chargers	(SD) L	10	25
A 21	Oakland Raiders	(S) L	17	32
A 28	Arizona Cardinals	(S) L	9	14
S 2	Cleveland Browns	(CB) L	10	13

## 2011 - 2-2

			Chi	Opp
A 13	Buffalo Bills	(S) W	10	3
A 22	New York Giants	(NM) L	13	41
A 27	Tennessee Titans	(CO) L	13	14
S 1	Cleveland Browns	(S) W	24	14

## 2012 - 3-1

			Chi	Opp
A 9	Denver Broncos	(S) L	3	31
A 22	Washington Redskins	(S) W	33	31
A 27	New York Giants	(NM) W	20	17
S 1	Cleveland Browns	(CB) W	28	20

## 2013 - 2-2

			Chi	Opp
A 9	Carolina Panthers	(C) L	17	24
A 15	San Diego Chargers	(S) W	33	28
A 23	Oakland Raiders	(O) W	34	26
A 29	Cleveland Browns	(S) L	16	18

## 2014 - 2-2

			Chi	Opp
A 8	Philadelphia Eagles	(S) W	34	28
A 14	Jacksonville Jaguars	(S) W	20	19
A 22	Seattle Seahawks	(SS) L	6	34
A 28	Cleveland Browns	(CB) L	13	33

## 2015 - 3-1

			Chi	Opp
A 13	Miami Dolphins	(S) W	34	28
A 22	Indianapolis Colts	(LO) W	20	19
A 29	Cincinnati Bengals	(PB) L	6	34
S 3	Cleveland Browns	(S) L	13	33

## 2016 - 1-3

			Chi	Opp
A 11	Denver Broncos	(S) L	0	22
A 18	New England Patriots	(GI) L	22	23
A 27	Kansas City Chiefs	(KC) L	7	23
S 1	Cleveland Browns	(2) W	21	7

All-time Preseason Record: 236-172-8 (.576)

\* Indicates Monday Night Football

\*\* American Bowl game (overseas)

# Game terminated in 3rd quarter due to lightning.

† See page 431 for stadium codes.



Date	Game	Winner	Loser	Chi-Opp	Site
12-17-33	NFL Championship	BEARS	NY Giants	23-21	Wrigley Field
12-9-34	NFL Championship	NY Giants	BEARS	13-30	Polo Grounds
12-12-37	NFL Championship	Washington	BEARS	21-28	Wrigley Field
12-8-40	NFL Championship	BEARS	Washington	73- 0	Griffith Stadium
12-14-41	Conference Championship	BEARS	Green Bay	33-14	Wrigley Field
12-21-41	NFL Championship	BEARS	NY Giants	37- 9	Wrigley Field
12-13-42	NFL Championship	Washington	BEARS	6-14	Griffith Stadium
12-26-43	NFL Championship	BEARS	Washington	41-21	Wrigley Field
12-15-46	NFL Championship	BEARS	NY Giants	24-14	Polo Grounds
12-17-50	Conference Championship	LA Rams	BEARS	14-24	LA Coliseum
12-30-56	NFL Championship	NY Giants	BEARS	7-47	Yankee Stadium
12-29-63	NFL Championship	BEARS	NY Giants	14-10	Wrigley Field
12-26-77	NFC Divisional	Dallas	BEARS	7-37	Texas Stadium
12-23-79	NFC Wild Card	Philadelphia	BEARS	17-27	Veterans Stadium
12-30-84	NFC Divisional	BEARS	Washington	23-19	RFK Memorial
1-6-85	Conference Championship	San Francisco	BEARS	0-23	Candlestick Park
1-5-86	NFC Divisional	BEARS	NY Giants	21- 0	Soldier Field
1-12-86	Conference Championship	BEARS	LA Rams	24- 0	Soldier Field
1-26-86	Super Bowl XX	BEARS	New England	46-10	Louisiana Superdome
1-3-87	NFC Divisional	Washington	BEARS	13-27	Soldier Field
1-10-88	NFC Divisional	Washington	BEARS	17-21	Soldier Field
12-31-88	NFC Divisional	BEARS	Philadelphia	20-12	Soldier Field
1-8-89	Conference Championship	San Francisco	BEARS	3-28	Soldier Field
1-6-91	First Round	BEARS	New Orleans	16- 6	Soldier Field
1-13-91	NFC Divisional	NY Giants	BEARS	3-31	Giants Stadium
12-29-91	First Round	Dallas	BEARS	13-17	Soldier Field
1-1-95	First Round	BEARS	Minnesota	35-18	HHH Metrodome
1-7-95	NFC Divisional	San Francisco	BEARS	15-44	Candlestick Park
1-19-02	NFC Divisional	Philadelphia	BEARS	19-33	Soldier Field
1-15-06	NFC Divisional	Carolina	BEARS	21-29	Soldier Field
1-14-07	NFC Divisional	BEARS	Seattle	27-24 (ot)	Soldier Field
1-21-07	Conference Championship	BEARS	New Orleans	39-14	Soldier Field
2-4-07	Super Bowl XLI	Indianapolis	BEARS	17-29	Dolphin Stadium
1-16-11	NFC Divisional	BEARS	Seattle	35-24	Soldier Field
1-23-11	Conference Championship	Green Bay	BEARS	14-21	Soldier Field

## PLAYOFF APPEARANCES

The Bears rank tied for eighth in the NFL in all-time playoff appearances. Only Dallas (32), Green Bay (32), the New York Giants (32), Pittsburgh (30), Minnesota (28), Indianapolis (27), ) and the L.A. Rams (27) have reached the playoffs more than Chicago. The Bears have an overall playoff record of 17-18 including a 13-8 (.619) record at home and 4-10 (.286) mark on the road.

Team	Playoff App.	Team	Playoff App.	Team	Playoff App.
Dallas	32	Philadelphia	24	Cincinnati	14
Green Bay	32	Washington	24	N.Y. Jets	14
N.Y. Giants	32	Miami	23	Atlanta	13
Pittsburgh	30	Oakland	22	Arizona	10
Minnesota	28	Denver	21	Baltimore	10
Indianapolis	27	Tennessee	21	New Orleans	10
L.A. Rams	27	Kansas City	19	Tampa Bay	10
<b>Chicago</b>	<b>25</b>	Buffalo	18	Carolina	7
San Francisco	25	L.A. Chargers	18	Jacksonville	6
Cleveland	24	Detroit	17	Houston	4
New England	24	Seattle	16		



# CHICAGO BEARS PLAYOFF SUMMARY

## 1963 NFL Championship

## Chicago Bears 14, New York Giants 10

December 29, 1963

Wrigley Field

Attendance: 45,801

Weather: 11 degrees; wind W 11 mph

	1	2	3	4	Final
Chicago Bears	7	0	7	0	14
New York Giants	7	3	0	0	10

Team	Q	Play	NYG	CHI
NYG	1	Gifford 14-yard pass from Tittle (Chandler kick)	7	0
CHI	1	Wade 2-yard run (Jencks kick)	7	7
NYG	2	Chandler 13-yard field goal	10	7
CHI	3	Wade 1-yard run (Jencks kick)	10	14

### FINAL INDIVIDUAL STATISTICS

#### Chicago Bears

RUSHING	NO	YDS	AVG	LG	TD
Bull	13	42	3.2	12	0
Wade	8	34	4.3	12	2
Galimore	7	12	1.7	7	0
Marconi	3	5	1.7	3	0

RECEIVING	NO	YDS	AVG	LG	TD
Marconi	3	64	21.3	34	0
Ditka	3	38	12.7	15	0
Morris	2	19	9.5	11	0
Coia	1	22	22.0	22	0
Bull	1	-5	-5.0	-5	0

INTERCEPTIONS	NO	YDS	AVG	LG	TD
L. Morris	1	61	61.0	61	0
O'Bradovich	1	10	10.0	10	0
McRae	1	0	0.0	0	0
Petitbon	1	0	0.0	0	0
Whitsell	1	0	0.0	0	0

PUNTING	NO	YDS	AVG	LG	IN20	TB
Green	7	286	40.9	48	3	0

PUNT RETURNS	NO	YDS	AVG	LG	TD
J. Morris	2	5	2.5	3	0
Taylor	1	0	0.0	0	0

KICKOFF RET.	NO	YDS	AVG	LG	TD
Martin	1	11	11.0	11	0
Bull	2	24	12.0	14	0

PASSING (CHI)	ATT	COMP	YDS	PCT	TD	INT	LG	SK/YDS
Wade	28	10	138	35.7	0	0	34	1/9

PASSING (NYG)	ATT	COMP	YDS	PCT	TD	INT	LG	SK/YDS
Tittle	29	11	147	37.9	1	5	36	1/7
Griffing	1	0	0	0.0	0	0	0	0/0

#### New York Giants

RUSHING	NO	YDS	AVG	LG	TD
Morrison	18	61	3.4	20	0
King	9	39	4.3	10	0
McElhenny	7	19	2.7	8	0
Webster	3	7	2.3	6	0
Tittle	1	2	2.0	2	0

RECEIVING	NO	YDS	AVG	LG	TD
Gifford	3	45	15.0	16	1
Morrison	3	18	6.0	11	0
Thomas	2	46	23.0	36	0
McElhenny	2	20	10.0	12	0
Webster	1	18	18.0	18	0

INTERCEPTIONS	NO	YDS	AVG	LG	TD
None					

PUNTING	NO	YDS	AVG	LG	IN20	TB
Chandler	4	173	43.3	52	2	0

PUNT RETURNS	NO	YDS	AVG	LG	TD
McElhenny	2	19	9.5	10	0
Dove	1	2	2.0	2	0

KICKOFF RET.	NO	YDS	AVG	LG	TD
Dove	2	50	25.0	26	0
McElhenny	1	47	47.0	47	0

TEAM STATISTICS	CHI	NYG
<b>Total First Downs</b>	<b>14</b>	<b>17</b>
By Rushing	6	8
By Passing	7	9
By Penalty	1	0
Third Down: Md/Att.	5/15	7/14
Third Down: Eff.	33%	50%
<b>Total Net Yards</b>	<b>222</b>	<b>268</b>
Total Offensive Plays	60	69
Average Per Play	3.7	3.9
<b>Net Yards Rushing</b>	<b>93</b>	<b>128</b>
Total Rushing Plays	31	38
Avg. Per Rush	3.0	3.4
<b>Net Yards Passing</b>	<b>129</b>	<b>140</b>
Sacked/Yards Lost	1/9	1/7
Gross Yards Passing	138	147
Att.-Comp.-Int.	28-10-0	30-11-5
Completion Pct.	35.7	36.7
<b>Punts/Average</b>	<b>7/40.9</b>	<b>4/43.3</b>
<b>Penalties/Yards</b>	<b>5/35</b>	<b>3/25</b>
<b>Fumbles/Lost</b>	<b>2/2</b>	<b>2/1</b>
<b>Field Goals</b>	<b>28, 34</b>	<b>13, 37</b>

— Denotes Converted Field Goal

#### Chicago Bears Starting Lineups

<b>LE</b> J. Farrington	<b>LE</b> E. O'Bradovich
<b>LT</b> H. Lee	<b>LT</b> S. Jones
<b>LG</b> T. Karras	<b>RT</b> F. Williams
<b>C</b> M. Pyle	<b>RE</b> D. Atkins
<b>RG</b> R. Davis	<b>LLB</b> J. Fortunato
<b>RT</b> B. Wetoska	<b>MLB</b> B. George
<b>RE</b> M. Ditka	<b>RLB</b> L. Morris
<b>QB</b> B. Wade	<b>LHB</b> B. McRae
<b>FL</b> J. Morris	<b>RHB</b> D. Whitsell
<b>HB</b> W. Galimore	<b>LS</b> R. Petitbon
<b>FB</b> J. Marconi	<b>RS</b> R. Taylor

#### New York Giants Starting Lineups

<b>LE</b> D. Shofner	<b>LE</b> J. Katcavage
<b>LT</b> R. Brown	<b>LT</b> D. Modzelewski
<b>LG</b> D. Dess	<b>RT</b> J. LoVetere
<b>C</b> G. Larson	<b>RE</b> A. Robustelli
<b>RG</b> B. Bolin	<b>LLB</b> J. Hillebrand
<b>RT</b> J. Stroud	<b>MLB</b> S. Huff
<b>RE</b> J. Walton	<b>RLB</b> T. Scott
<b>QB</b> Y.A. Tittle	<b>LHB</b> E. Barnes
<b>FL</b> F. Gifford	<b>RHB</b> D. Lynch
<b>HB</b> P. King	<b>LS</b> D. Pesonen
<b>FB</b> J. Morrison	<b>RS</b> J. Patton



1977 NFC Divisional

Dallas Cowboys 37, Chicago Bears 7

December 26, 1977

Texas Stadium

Attendance: 64,758

Weather: 46 degrees; wind S 12 mph

	1	2	3	4	Final
Chicago Bears	0	0	0	7	7
Dallas Cowboys	7	10	17	3	37

Team	Q	Play	CHI	DAL
DAL	1	Dennison 2-yard run (Herrera kick)	0	7
DAL	2	DuPree 28-yard pass from Staubach (Herrera kick)	0	14
DAL	2	Herrera 21-yard field goal	0	17
DAL	3	Dorsett 23-yard run (Herrera kick)	0	24
DAL	3	Herrera 31-yard field goal	0	27
DAL	3	Dorsett 7-yard run (Herrera kick)	0	34
DAL	4	Herrera 27-yard field goal	0	37
CHI	4	Schubert 34-yard pass from Avellini (Thomas kick)	7	37

FINAL INDIVIDUAL STATISTICS

Chicago Bears

RUSHING	NO	YDS	AVG	LG	TD
Payton	19	60	3.1	11	0
Harper	5	11	2.2	6	0
Earl	2	6	3.0	3	0
Avellini	1	4	4.0	4	0

RECEIVING	NO	YDS	AVG	LG	TD
Schubert	5	69	13.8	34t	1
Payton	3	33	11.0	20	0
Scott	3	29	9.7	15	0
Latta	2	25	12.5	16	0
Earl	1	15	15.0	15	0
Harper	1	6	6.0	6	0

INTERCEPTIONS	NO	YDS	AVG	LG	TD
Livers	1	8	8.0	8	0

PUNTING	NO	YDS	AVG	LG	IN20	TB
Parsons	6	255	42.5	52	0	1

PUNT RETURNS	NO	YDS	AVG	LG	TD
Schubert	1	7	7.0	7	0

KICKOFF RET.	NO	YDS	AVG	LG	TD
Walterscheid	4	98	24.5	40	0
Payton	3	57	19.0	27	0
Musso	1	7	7.0	7	0

PASSING (CHI)	ATT	COMP	YDS	PCT	TD	INT	LG	SK/YDS
Avellini	25	15	177	60.0	1	4	34t	3/34

PASSING (DAL)	ATT	COMP	YDS	PCT	TD	INT	LG	SK/YDS
Staubach	13	8	134	61.5	1	1	32	2/2
D. White	1	0	0	0.0	0	0	0	0/0

Dallas Cowboys

RUSHING	NO	YDS	AVG	LG	TD
Dorsett	17	85	5.0	23t	2
Newhouse	16	80	5.0	19	0
Dennison	8	40	5.0	11	1
Staubach	4	25	6.2	11	0
Brinson	3	3	1.0	3	0

RECEIVING	NO	YDS	AVG	LG	TD
D. Pearson	2	38	19.0	31	0
Dorsett	2	37	18.5	32	0
DuPree	1	28	28.0	28t	1
Newhouse	1	13	13.0	13	0
Richards	1	12	12.0	12	0
Brinson	1	6	6.0	6	0

INTERCEPTIONS	NO	YDS	AVG	LG	TD
Waters	3	53	17.7	25	0
Lewis	1	23	23.0	23	0

PUNTING	NO	YDS	AVG	LG	IN20	TB
D. White	3	111	37.0	41	1	0

PUNT RETURNS	NO	YDS	AVG	LG	TD
Johnson	3	26	8.7	13	0
Hill	1	12	12.0	12	0

KICKOFF RET.	NO	YDS	AVG	LG	TD
Brinson	1	28	28.0	28	0
Johnson	1	16	16.0	16	0

TEAM STATISTICS	CHI	DAL
<b>Total First Downs</b>	<b>15</b>	<b>20</b>
By Rushing	4	13
By Passing	9	7
By Penalty	2	0
Third Down: Md/Att.	2/10	3/9
Third Down: Eff.	20%	33%
<b>Total Net Yards</b>	<b>224</b>	<b>365</b>
Total Offensive Plays	55	64
Average Per Play	4.0	5.7
<b>Net Yards Rushing</b>	<b>81</b>	<b>233</b>
Total Rushing Plays	27	48
Avg. Per Rush	3.0	4.8
<b>Net Yards Passing</b>	<b>143</b>	<b>132</b>
Sacked/Yards Lost	3/34	2/2
Gross Yards Passing	177	134
Att.-Comp.-Int.	25-15-4	14-8-1
Completion Pct.	60.0	57.1
<b>Punts/Average</b>	<b>6/42.5</b>	<b>3/37.0</b>
<b>Penalties/Yards</b>	<b>4/43</b>	<b>3/35</b>
<b>Fumbles/Lost</b>	<b>3/3</b>	<b>2/2</b>
<b>Field Goals</b>	<b>2/1</b>	<b>3/2</b>

\_ Denotes Converted Field Goal

Chicago Bears Starting Lineups

<b>WR</b> B. Rather	<b>LE</b> M.
<b>LT</b> T. Albrecht	Hartstine
<b>LG</b> N. Jackson	<b>LT</b> J. Osborne
<b>C</b> D. Peiffer	<b>RT</b> R. Rydalch
<b>RG</b> R. Sorey	<b>RE</b> B. Newsome
<b>RT</b> D. Lick	<b>LLB</b> D. Buffone
<b>TE</b> G. Latta	<b>MLB</b> T. Hicks
<b>WR</b> J. Scott	<b>RLB</b> W. Bryant
<b>QB</b> B. Avellini	<b>LCB</b> A. Ellis
<b>RB</b> R. Harper	<b>RCB</b> V. Livers
<b>RB</b> W. Payton	<b>SS</b> G. Fencik
	<b>FS</b> D. Plank

Dallas Cowboys Starting Lineups

<b>WR</b> G. Richards	
<b>LT</b> R. Neely	<b>LE</b> E. Jones
<b>LG</b> H. Scott	<b>LT</b> J. Pugh
<b>C</b> J. Fitzgerald	<b>RT</b> R. White
<b>RG</b> T. Rafferty	<b>RE</b> H. Martin
<b>RT</b> P. Donovan	<b>LLB</b> T. Henderson
<b>TE</b> B. DuPree	<b>MLB</b> B. Breunig
<b>WR</b> D. Pearson	<b>RLB</b> D.D. Lewis
<b>QB</b> R. Staubach	<b>LCB</b> B. Baines
<b>RB</b> T. Dorsett	<b>RCB</b> A. Kyle
<b>RB</b> R. Newhouse	<b>SS</b> C. Waters
	<b>FS</b> C. Harris

HISTORY



# CHICAGO BEARS PLAYOFF SUMMARY

## 1979 NFC Wildcard

## Philadelphia Eagles 27, Chicago Bears 17

December 23, 1979

Veterans Stadium

Attendance: 70,756

Weather: 45 degrees; wind W 7 mph

	<b>1</b>	<b>2</b>	<b>3</b>	<b>4</b>	<b>Final</b>
Chicago Bears	7	10	0	0	17
Philadelphia Eagles	7	3	7	10	27

Team	Q	Play	CHI	PHI
PHI	1	Carmichael 17-yard pass from Jaworski (Franklin kick)	0	7
CHI	1	Payton 2-yard run (Thomas kick)	7	7
PHI	2	Franklin 29-yard field goal	7	10
CHI	2	Payton 1-yard run (Thomas kick)	14	10
CHI	2	Thomas 30-yard field goal	17	10
PHI	3	Carmichael 29-yard pass from Jaworski (Franklin kick)	17	17
PHI	4	Campfield 63-yard pass from Jaworski (Franklin kick)	17	24
PHI	4	Franklin 34-yard field goal	17	27

### FINAL INDIVIDUAL STATISTICS

#### Chicago Bears

RUSHING	NO	YDS	AVG	LG	TD
Payton	16	67	4.2	12	2
Williams	10	23	2.3	12	0
McClendon	2	6	3.0	3	0
Phipps	1	3	3.0	3	0

RECEIVING	NO	YDS	AVG	LG	TD
Payton	3	52	17.3	31	0
Watts	3	42	14.0	19	0
Baschnagel	3	38	12.7	15	0
Latta	2	6	3.0	4	0
Williams	2	4	2.0	4	0

INTERCEPTIONS	NO	YDS	AVG	LG	TD
Ellis	1	25	25.0	25	0

PUNTING	NO	YDS	AVG	LG	IN20	TB
Parsons	6	234	39.0	47	1	0

PUNT RETURNS	NO	YDS	AVG	LG	TD
Walterscheid	0	0	0.0	0	0

KICKOFF RET.	NO	YDS	AVG	LG	TD
Walterschied	3	66	22.0	24	0
Watts	2	31	15.5	22	0
Baschnagel	1	27	27.0	27	0

PASSING (CHI)	ATT	COMP	YDS	PCT	TD	INT	LG	SK/YDS
Phipps	30	13	142	43.3	0	2	31	1/0

PASSING (PHI)	ATT	COMP	YDS	PCT	TD	INT	LG	SK/YDS
Jaworski	23	12	204	52.2	3	1	63t	3/28

#### Philadelphia Eagles

RUSHING	NO	YDS	AVG	LG	TD
Montgomery	26	87	3.4	12	0
Harris	8	33	4.1	16	0
Jaworski	3	19	6.3	20	0

RECEIVING	NO	YDS	AVG	LG	TD
Carmichael	6	111	18.5	29t	2
Campfield	2	70	35	63t	1
Montgomery	2	0	0.0	8	0
Harris	1	15	15.0	15	0
Smith	1	8	8.0	8	0

INTERCEPTIONS	NO	YDS	AVG	LG	TD
Howard	1	0	0.0	0	0
Edwards	1	5	5.0	5	0

PUNTING	NO	YDS	AVG	LG	IN20	TB
Runager	4	162	40.5	50	2	0

PUNT RETURNS	NO	YDS	AVG	LG	TD
Henry	4	51	12.8	34	0

KICKOFF RET.	NO	YDS	AVG	LG	TD
Henry	3	76	25.3	29	0

TEAM STATISTICS	CHI	PHI
<b>Total First Downs</b>	<b>15</b>	<b>18</b>
By Rushing	7	8
By Passing	7	8
By Penalty	1	2
Third Down: Md/Att. 4/14	5/13	
Third Down: Eff. 29%	38%	
<b>Total Net Yards</b>	<b>241</b>	<b>315</b>
Total Offensive Plays	60	63
Average Per Play	4.0	5.0
<b>Net Yards Rushing</b>	<b>99</b>	<b>139</b>
Total Rushing Plays	29	37
Avg. Per Rush	3.4	3.8
<b>Net Yards Passing</b>	<b>142</b>	<b>176</b>
Sacked/Yards Lost	1/0	3/28
Gross Yards Passing	142	204
Att.-Comp.-Int. 30-13-2	23-12-1	
Completion Pct. 43.3	52.2	
<b>Punts/Average</b>	<b>6/39.0</b>	<b>4/40.5</b>
<b>Penalties/Yards</b>	<b>4/35</b>	<b>4/46</b>
<b>Fumbles/Lost</b>	<b>1/1</b>	<b>4/2</b>
<b>Field Goals</b>	<b>30, 50</b>	<b>29, 34</b>

\_ Denotes Converted Field Goal

#### Chicago Bears Starting Lineups

<b>WR</b> R. Watts	<b>LE</b> D. Hampton
<b>LT</b> T. Albrecht	<b>LT</b> J. Osborne
<b>LG</b> N. Jackson	<b>RT</b> A. Page
<b>C</b> D. Neal	<b>RE</b> M. Hartenstine
<b>RG</b> R. Sorey	<b>LLB</b> J. Muckensturm
<b>RT</b> D. Lick	<b>MLB</b> T. Hicks
<b>TE</b> M. Cobb	<b>RLB</b> G. Campbell
<b>WR</b> B. Baschnagel	<b>LCB</b> T. Schmidt
<b>QB</b> M. Phipps	<b>RCB</b> A. Ellis
<b>HB</b> W. Payton	<b>SS</b> G. Fencik
<b>FB</b> D. Williams	<b>FS</b> D. Plank

#### Philadelphia Eagles Starting Lineups

<b>WR</b> H. Carmichael	<b>LE</b> C. Humphrey
<b>LT</b> S. Walters	<b>MG</b> C. Johnson
<b>LG</b> W. Key	<b>RE</b> C. Hairston
<b>C</b> G. Morriss	<b>OLB</b> J. Bunting
<b>RG</b> W. Peoples	<b>LILB</b> J. Robinson
<b>RT</b> J. Sisemore	<b>RILB</b> F. LeMaster
<b>TE</b> K. Krepfle	<b>OLB</b> R. Wilkes
<b>WR</b> C. Smith	<b>LCB</b> B. Howard
<b>QB</b> R. Jaworski	<b>RCB</b> H. Edwards
<b>HB</b> W. Montgomery	<b>SS</b> R. Logan
<b>FB</b> L. Harris	<b>FS</b> J. Sclarra





## 1984 NFC Divisional

## Chicago Bears 23, Washington Redskins 19

December 30, 1984

RFK Memorial

Attendance: 55,431

Weather: 57 degrees; wind N 12 mph

	1	2	3	4	Final
Chicago Bears	0	10	13	0	23
Washington Redskins	3	0	14	2	19

Team	Q	Play	CHI	WAS
WAS	1	Moseley 25-yard field goal	0	3
CHI	2	Thomas 34-yard field goal	3	3
CHI	2	Dunsmore 19-yard pass from Payton (Thomas kick)	10	3
CHI	3	Gault 75-yard pass from Fuller (kick failed)	16	3
WAS	3	Riggins 1-yard run (Moseley kick)	16	10
CHI	3	McKinnon 16-yard pass from Fuller (Thomas kick)	23	10
WAS	3	Riggins 1-yard run (Moseley kick)	23	17
WAS	4	Finzer takes safety	23	19

## FINAL INDIVIDUAL STATISTICS

## Chicago Bears

RUSHING	NO	YDS	AVG	LG	TD
Payton	24	104	4.3	12	0
Suhey	7	7	1.0	6	0
Fuller	2	5	2.5	5	0
C. Thomas	1	5	5.0	5	0
Finzer	1	-7	-7.0	-7	0

RECEIVING	NO	YDS	AVG	LG	TD
McKinnon	4	72	18.0	36	1
Gault	1	75	75.0	75t	1
Suhey	1	33	33.0	33	0
Dunsmore	1	19	19.0	19t	0
C. Thomas	1	13	13.0	13	0
Payton	1	12	12.0	12	0
Moorehead	1	6	6.0	6	0

INTERCEPTIONS	NO	YDS	AVG	LG	TD
Richardson	1	0	0.0	0	0

PUNTING	NO	YDS	AVG	LG	IN20	TB
Finzer	5	197	39.4	45	3	0

PUNT RETURNS	NO	YDS	AVG	LG	TD
Fisher	2	17	8.5	11	0

KICKOFF RET.	NO	YDS	AVG	LG	TD
Gault	3	74	24.6	29	0

PASSING (CHI)	ATT	COMP	YDS	PCT	TD	INT	LG	SK/YDS
Fuller	15	9	211	60.0	2	0	75t	5/34
Payton	2	1	19	50.0	1	0	19t	0/0

PASSING (WAS)	ATT	COMP	YDS	PCT	TD	INT	LG	SK/YDS
Theismann	42	22	292	52.4	0	1	35	7/49

## Washington Redskins

RUSHING	NO	YDS	AVG	LG	TD
Riggins	21	50	2.4	8	2
Theismann	5	38	7.6	13	0
Washington	1	5	5.0	5	0

RECEIVING	NO	YDS	AVG	LG	TD
Monk	10	122	12.2	35	0
Muhammad	5	62	12.4	23	0
Didier	4	85	21.3	29	0
Washington	2	12	6.0	8	0
Warren	1	11	11.0	11	0

INTERCEPTIONS	NO	YDS	AVG	LG	TD
None					

PUNTING	NO	YDS	AVG	LG	IN20	TB
Hayes	5	184	36.8	45	3	0

PUNT RETURNS	NO	YDS	AVG	LG	TD
Nelms	3	29	9.7	20	0

KICKOFF RET.	NO	YDS	AVG	LG	TD
Nelms	4	77	19.3	27	0
Kane	1	10	10.0	10	0
Griffin	1	0	0.0	0	0
Coleman	0	25	25.0	25	0

TEAM STATISTICS	CHI	WAS
<b>Total First Downs</b>	<b>13</b>	<b>22</b>
By Rushing	5	6
By Passing	7	14
By Penalty	1	2
Third Down: Md/Att.	3/13	6/16
Third Down: Eff.	23%	38%
<b>Total Net Yards</b>	<b>310</b>	<b>336</b>
Total Offensive Plays	57	76
Average Per Play	5.4	4.4
<b>Net Yards Rushing</b>	<b>114</b>	<b>93</b>
Total Rushing Plays	35	27
Avg. Per Rush	3.3	3.4
<b>Net Yards Passing</b>	<b>196</b>	<b>243</b>
Sacked/Yards Lost	5/34	7/49
Gross Yards Passing	230	292
Att.-Comp.-Int.	17-10-0	42-22-1
Completion Pct.	58.8	52.4
<b>Punts/Average</b>	<b>5/39.4</b>	<b>5/36.8</b>
<b>Penalties/Yards</b>	<b>6/34</b>	<b>7/55</b>
<b>Fumbles/Lost</b>	<b>2/1</b>	<b>3/2</b>
<b>Field Goals</b>	<b>3/4</b>	<b>25/41</b>

\_ Denotes Converted Field Goal

## Chicago Bears Starting Lineups

<b>WR</b> W. Gault	<b>LE</b> M. Hartenstine
<b>LT</b> J. Covert	<b>LT</b> S. McMichael
<b>LG</b> M. Bortz	<b>RT</b> D. Hampton
<b>C</b> J. Hilgenberg	<b>RE</b> R. Dent
<b>RG</b> K. Becker	<b>LLB</b> O. Wilson
<b>RT</b> K. Van Horne	<b>MLB</b> M. Singletary
<b>TE</b> E. Moorehead	<b>RLB</b> A. Harris
<b>WR</b> D. McKinnon	<b>LCB</b> M. Richardson
<b>QB</b> S. Fuller	<b>RCB</b> T. Schmidt
<b>FB</b> M. Suhey	<b>SS</b> T. Bell
<b>RB</b> W. Payton	<b>FS</b> G. Fencik

## Washington Redskins Starting Lineups

<b>WR</b> C. Muhammad	<b>LE</b> C. Mann
<b>TE</b> C. Didler	<b>LT</b> D. Butz
<b>LT</b> J. Jacoby	<b>RT</b> D. Grant
<b>LG</b> R. Grimm	<b>RE</b> D. Manley
<b>C</b> R. Donnalley	<b>LLB</b> M. Kaufman
<b>RG</b> K. Huff	<b>MLB</b> N. Olkewicz
<b>RT</b> M. May	<b>RLB</b> R. Milot
<b>TE</b> D. Warren	<b>LCB</b> D. Green
<b>WR</b> A. Monk	<b>RCB</b> V. Dean
<b>QB</b> J. Theismann	<b>SS</b> K. Coffey
<b>RB</b> J. Riggins	<b>FS</b> C. Jordan



# CHICAGO BEARS PLAYOFF SUMMARY

## 1984 NFC Championship

## San Francisco 49ers 23, Chicago Bears 0

January 6, 1985

Candlestick Park

Attendance: 61,040

Weather: 52 degrees; wind light

	1	2	3	4	Final
Chicago Bears	0	0	0	0	0
San Francisco 49ers	3	3	7	10	23

Team	Q	Play	CHI	SF
SF	1	Wersching 21-yard field goal	0	3
SF	2	Wersching 22-yard field goal	0	6
SF	3	Tyler 9-yard run (Wersching kick)	0	13
SF	4	Solomon 10-yard pass from Montana (Wersching kick)	0	20
SF	4	Wersching 34-yard field goal	0	23

TEAM STATISTICS	CHI	SF
<b>Total First Downs</b>	<b>13</b>	<b>25</b>
By Rushing	9	9
By Passing	3	14
By Penalty	1	2
Third Down: Md/Att.	5/16	4/11
Third Down: Eff.	31%	36%
<b>Total Net Yards</b>	<b>186</b>	<b>387</b>
Total Offensive Plays	63	67
Average Per Play	3.0	5.8
<b>Net Yards Rushing</b>	<b>149</b>	<b>159</b>
Total Rushing Plays	32	29
Avg. Per Rush	4.7	5.5
<b>Net Yards Passing</b>	<b>37</b>	<b>228</b>
Sacked/Yards Lost	9/50	3/8
Gross Yards Passing	87	236
Att.-Comp.-Int.	22-13-1	35-19-2
Completion Pct.	59.1	54.3
<b>Punts/Average</b>	<b>7/43.1</b>	<b>3/39.0</b>
<b>Penalties/Yards</b>	<b>7/50</b>	<b>3/20</b>
<b>Fumbles/Lost</b>	<b>1/0</b>	<b>1/0</b>
<b>Field Goals</b>	<b>41</b>	<b>21, 22,</b>

\_ Denotes Converted Field Goal

### Chicago Bears Starting Lineups

<b>WR</b> W. Gault	<b>LE</b> M.
<b>LT</b> J. Covert	Hartenstine
<b>LG</b> M. Bortz	<b>LT</b> S. McMichael
<b>C</b> J. Hilgenberg	<b>RT</b> D. Hampton
<b>RG</b> K. Becker	<b>RE</b> R. Dent
<b>RT</b> K. Van Horne	<b>LLB</b> O. Wilson
<b>TE</b> E. Moorehead	<b>MLB</b> M. Singletary
<b>WR</b> D. McKinnon	<b>RLB</b> A. Harris
<b>QB</b> S. Fuller	<b>LCB</b> M. Richardson
<b>FB</b> M. Suhey	<b>RCB</b> L. Frazier
<b>TB</b> W. Payton	<b>SS</b> T. Bell
	<b>FS</b> G. Fencik

### San Francisco 49ers Starting Lineups

<b>WR</b> D. Clark	
<b>LT</b> B. Paris	<b>LE</b> L. Pillers
<b>LG</b> J. Ayers	<b>NT</b> M. Tuiaosopo
<b>C</b> F. Quillan	<b>RE</b> D. Board
<b>RG</b> R. Cross	<b>OLB</b> D. Bunz
<b>RT</b> K. Fahnhorst	<b>LILB</b> R. Ellison
<b>TE</b> R. Francis	<b>RILB</b> J. Reynolds
<b>WR</b> F. Solomon	<b>OLB</b> K. Turner
<b>QB</b> J. Montana	<b>LCB</b> R. Lott
<b>RB</b> W. Tyler	<b>RCB</b> E. Wright
<b>FB</b> R. Craig	<b>SS</b> C. Williamson
	<b>FS</b> D. Hicks

### FINAL INDIVIDUAL STATISTICS

#### Chicago Bears

RUSHING	NO	YDS	AVG	LG	TD
Payton	22	92	4.2	20	0
Fuller	6	39	6.5	23	0
Suhey	3	16	5.3	15	0
C. Thomas	1	2	2.0	2	0

RECEIVING	NO	YDS	AVG	LG	TD
Suhey	4	11	2.8	7	0
McKinnon	3	48	16.0	21	0
Payton	3	11	3.7	5	0
Moorehead	2	14	7.0	8	0
Dunsmore	1	3	3.0	3	0

INTERCEPTIONS	NO	YDS	AVG	LG	TD
Fencik	2	5	2.5	5	0

PUNTING	NO	YDS	AVG	LG	IN20	TB
Finzer	7	302	43.1	55	1	0

PUNT RETURNS	NO	YDS	AVG	LG	TD
Fisher	2	12	6.0	9	0

KICKOFF RET.	NO	YDS	AVG	LG	TD
Gentry	3	49	16.3	18	0
Gault	1	18	18.0	18	0

PASSING (CHI)	ATT	COMP	YDS	PCT	TD	INT	LG	SK/YDS
Fuller	22	13	87	59.1	0	1	21	8/50
Payton	0	0	0	00.0	0	0	0	1/0

PASSING (SF)	ATT	COMP	YDS	PCT	TD	INT	LG	SK/YDS
Montana	34	18	233	52.9	1	2	38	3/8
Cavanaugh	1	1	3	100.0	0	0	3	0/0

#### San Francisco 49ers

RUSHING	NO	YDS	AVG	LG	TD
Tyler	10	68	6.8	25	1
Craig	8	44	5.5	39	0
Montana	5	22	4.4	9	0
Harmon	3	18	6.0	14	0
Ring	2	5	2.5	3	0
Cavanaugh	1	2	2.0	2	0

RECEIVING	NO	YDS	AVG	LG	TD
Solomon	7	73	10.4	15	1
D. Clark	4	83	20.8	38	0
Wilson	2	25	12.5	14	0
Tyler	2	22	11.0	16	0
Francis	2	20	10.0	12	0
Nehemiah	1	10	10.0	10	0
Harmon	1	3	3.0	3	0

INTERCEPTIONS	NO	YDS	AVG	LG	TD
Hicks	1	0	0.0	0	0

PUNTING	NO	YDS	AVG	LG	IN20	TB
Runager	3	117	39.0	41	1	0

PUNT RETURNS	NO	YDS	AVG	LG	TD
McLemore	4	69	17.8	25	0

KICKOFF RET.	NO	YDS	AVG	LG	TD
Harmon	1	15	15.0	15	0



## 1985 NFC Divisional

## Chicago Bears 21, New York Giants 0

January 5, 1986

Soldier Field

Attendance: 62,076

Weather: 14 degrees; wind W 13 mph

	1	2	3	4	Final
New York Giants	0	0	0	0	0
Chicago Bears	7	0	14	0	21

Team	Q	Play	NYG	CHI
CHI	1	Gayle 5-yard punt return (Butler kick)	0	7
CHI	3	McKinnon 23-yard pass from McMahon (Butler kick)	0	14
CHI	3	McKinnon 20-yard pass from McMahon (Butler kick)	0	21

## FINAL INDIVIDUAL STATISTICS

## Chicago Bears

RUSHING	NO	YDS	AVG	LG	TD
Payton	27	93	3.4	12	0
Suhey	6	33	5.5	9	0
McMahon	5	18	3.6	10	0
Thomas	4	11	2.8	5	0
McKinnon	1	-7	-7.0	-7	0
Gentry	1	-1	-1.0	-1	0

RECEIVING	NO	YDS	AVG	LG	TD
Gault	3	68	22.7	28	0
McKinnon	3	52	17.3	23t	2
Suhey	2	5	2.5	3	0
Wrightman	1	46	46.0	46	0
Gentry	1	41	41.0	41	0
Payton	1	4	4.0	4	0

INTERCEPTIONS	NO	YDS	AVG	LG	TD
None					

PUNTING	NO	YDS	AVG	LG	IN20	TB
Buford	6	224	37.3	51	1	1

PUNT RETURNS	NO	YDS	AVG	LG	TD
Ortego	5	22	4.4	9	0
Gayle	1	5	5.0	5t	1

KICKOFF RET.	NO	YDS	AVG	LG	TD
Gault	1	21	21.0	21	0

PASSING (CHI)	ATT	COMP	YDS	PCT	TD	INT	LG	SK/YDS
McMahon	21	11	216	52.4	2	0	46	0/0

PASSING (NYG)	ATT	COMP	YDS	PCT	TD	INT	LG	SK/YDS
Simms	35	14	209	40.0	0	0	33	6/60

## New York Giants

RUSHING	NO	YDS	AVG	LG	TD
Morris	12	32	2.7	14	0
Galbreath	1	9	9.0	9	0
B. Williams	1	-9	-9.0	-9	0

RECEIVING	NO	YDS	AVG	LG	TD
Bavaro	4	36	9.0	11	0
Adams	3	65	21.7	31	0
Carpenter	3	24	8.0	16	0
B. Williams	1	33	33.0	33	0
McConkey	1	23	23.0	23	0
Johnson	1	17	17.0	17	0
Galbreath	1	11	11.0	11	0

INTERCEPTIONS	NO	YDS	AVG	LG	TD
None					

PUNTING	NO	YDS	AVG	LG	IN20	TB
Landeta	9	343	38.1	63	3	0

PUNT RETURNS	NO	YDS	AVG	LG	TD
McConkey	2	9	4.5	5	0

KICKOFF RET.	NO	YDS	AVG	LG	TD
Rouson	2	58	29.0	42	0
Hasselbeck	1	20	20.0	20	0
Galbreath	1	17	17.0	17	0

TEAM STATISTICS	CHI	NYG
<b>Total First Downs</b>	<b>17</b>	<b>10</b>
By Rushing	9	1
By Passing	8	8
By Penalty	0	1
Third Down: Md/Att.	7/16	0/12
Third Down: Eff.	44%	0%
<b>Total Net Yards</b>	<b>363</b>	<b>181</b>
Total Offensive Plays	66	55
Average Per Play	5.6	3.3
<b>Net Yards Rushing</b>	<b>147</b>	<b>32</b>
Total Rushing Plays	44	14
Avg. Per Rush	3.3	2.3
<b>Net Yards Passing</b>	<b>216</b>	<b>149</b>
Sacked/Yards Lost	0/0	6/60
Gross Yards Passing	216	209
Att.-Comp.-Int.	21-11-0	35-14-0
Completion Pct.	52.4	40.0
<b>Punts/Average</b>	<b>6/37.3</b>	<b>9/38.1</b>
<b>Penalties/Yards</b>	<b>2/20</b>	<b>4/25</b>
<b>Fumbles/Lost</b>	<b>0/0</b>	<b>3/1</b>
<b>Field Goals</b>	<b>26, 49, 38</b>	<b>19</b>

\_ Denotes Converted Field Goal

## Chicago Bears Starting Lineups

<b>WR</b> W. Gault	<b>LE</b> D. Hampton
<b>LT</b> J. Covert	<b>LT</b> S. McMichael
<b>LG</b> M. Bortz	<b>RT</b> W. Perry
<b>C</b> J. Hilgenberg	<b>RE</b> R. Dent
<b>RG</b> T. Thayer	<b>LLB</b> O. Wilson
<b>RT</b> K. Van Horne	<b>MLB</b> M. Singletary
<b>TE</b> E. Moorehead	<b>RLB</b> W. Marshall
<b>WR</b> D. McKinnon	<b>LCB</b> M. Richardson
<b>QB</b> J. McMahon	<b>RCB</b> L. Frazier
<b>FB</b> M. Suhey	<b>SS</b> D. Duerson
<b>RB</b> W. Payton	<b>FS</b> G. Fencik

## New York Giants Starting Lineups

<b>WR</b> B. Johnson	<b>LE</b> C. McGriff
<b>LT</b> B. Benson	<b>LT</b> J. Burt
<b>LG</b> B. Ard	<b>RE</b> L. Marshall
<b>C</b> B. Oates	<b>OLB</b> B. Hunt
<b>RG</b> C. Godfrey	<b>LLB</b> G. Reasons
<b>RT</b> K. Nelson	<b>RILB</b> H. Carson
<b>TE</b> M. Bavaro	<b>OLB</b> L. Taylor
<b>WR</b> L. Manuel	<b>LCB</b> E. Patterson
<b>QB</b> P. Simms	<b>RCB</b> P. Williams
<b>RB</b> J. Morris	<b>SS</b> K. Hill
<b>RB</b> R. Carpenter	<b>FS</b> T. Kinar



# CHICAGO BEARS PLAYOFF SUMMARY

## 1985 NFC Championship

## Chicago Bears 24, Los Angeles Rams 0

January 12, 1986

Soldier Field

Attendance: 63,522

Weather: 39 degrees; wind W 23 mph

	1	2	3	4	Final
L.A. Rams	0	0	0	0	0
Chicago Bears	10	0	7	7	24

Team	Q	Play	LAR	CHI
CHI	1	McMahon 16-yard run (Butler kick)	0	7
CHI	1	Butler 34-yard field goal	0	10
CHI	3	Gault 22-yard pass from McMahon (Butler kick)	0	17
CHI	4	Marshall 52-yard fumble return (Butler kick)	0	24

### FINAL INDIVIDUAL STATISTICS

#### Chicago Bears

RUSHING	NO	YDS	AVG	LG	TD
Payton	18	32	1.8	8	0
Suhey	6	23	3.8	9	0
McMahon	4	28	7.0	16t	1
Thomas	3	-1	-0.3	1	0
Gentry	2	9	4.5	7	0

RECEIVING	NO	YDS	AVG	LG	TD
Payton	7	48	6.9	19	0
Gault	4	56	14.0	22t	1
Moorehead	2	28	14.0	20	0
McKinnon	1	11	11.0	17	0
Wrightman	1	8	8.0	8	0
Suhey	1	7	7.0	7	0

INTERCEPTIONS	NO	YDS	AVG	LG	TD
Frazier	1	-3	-3.0	-3	0

PUNTING	NO	YDS	AVG	LG	IN20	TB
Buford	10	363	36.3	55	2	0

PUNT RETURNS	NO	YDS	AVG	LG	TD
Ortego	4	21	5.3	8	0
Phillips	1	0	0.0	0	0

KICKOFF RET.	NO	YDS	AVG	LG	TD
Gentry	1	22	22.0	22	0

PASSING (CHI)	ATT	COMP	YDS	PCT	TD	INT	LG	SK/YDS
McMahon	25	16	164	64.0	1	0	22t	3/23

PASSING (LAR)	ATT	COMP	YDS	PCT	TD	INT	LG	SK/YDS
Brock	31	10	66	32.3	0	1	15	3/22

#### Los Angeles Rams

RUSHING	NO	YDS	AVG	LG	TD
Dickerson	17	46	2.7	9	0
Redden	9	40	4.4	12	0

RECEIVING	NO	YDS	AVG	LG	TD
Hunter	3	29	9.7	15	0
Dickerson	3	10	3.3	7	0
Brown	2	14	7.0	11	0
Duckworth	1	8	8.0	8	0
Ellard	1	5	5.0	5	0

INTERCEPTIONS	NO	YDS	AVG	LG	TD
None					

PUNTING	NO	YDS	AVG	LG	IN20	TB
Hatcher	11	431	39.2	51	3	0

PUNT RETURNS	NO	YDS	AVG	LG	TD
Johnson	2	6	3.0	3	0
Ellard	1	6	6.0	6	0
Irvin	1	4	4.0	4	0

KICKOFF RET.	NO	YDS	AVG	LG	TD
Brown	3	63	21.0	45	0
Redden	1	13	13.0	13	0

TEAM STATISTICS	CHI	LAR
<b>Total First Downs</b>	<b>13</b>	<b>9</b>
By Rushing	5	5
By Passing	8	3
By Penalty	0	1
Third Down: Md/Att.	4/16	2/14
Third Down: Eff.	25%	14%
<b>Total Net Yards</b>	<b>232</b>	<b>130</b>
Total Offensive Plays	61	60
Average Per Play	3.8	2.2
<b>Net Yards Rushing</b>	<b>91</b>	<b>86</b>
Total Rushing Plays	33	26
Avg. Per Rush	2.8	3.3
<b>Net Yards Passing</b>	<b>141</b>	<b>44</b>
Sacked/Yards Lost	3/23	3/22
Gross Yards Passing	164	66
Att.-Comp.-Int.	25-16-0	31-10-1
Completion Pct.	64.0	32.3
<b>Punts/Average</b>	<b>10/36.3</b>	<b>11/39.2</b>
<b>Penalties/Yards</b>	<b>6/48</b>	<b>4/25</b>
<b>Fumbles/Lost</b>	<b>3/1</b>	<b>4/2</b>
<b>Field Goals</b>	<b>3</b>	<b>0</b>

— Denotes Converted Field Goal

#### Chicago Bears Starting Lineups

<b>WR</b> W. Gault	<b>LE</b> D. Hampton
<b>LT</b> J. Covert	<b>LT</b> S. McMichael
<b>LG</b> M. Bortz	<b>RT</b> W. Perry
<b>C</b> J. Hilgenberg	<b>RE</b> R. Dent
<b>RG</b> T. Thayer	<b>LLB</b> O. Wilson
<b>RT</b> K. Van Horne	<b>MLB</b> M. Singletary
<b>TE</b> E. Moorehead	<b>RLB</b> W. Marshall
<b>WR</b> D. McKinnon	<b>LCB</b> M. Richardson
<b>QB</b> J. McMahon	<b>RCB</b> L. Frazier
<b>FB</b> M. Suhey	<b>SS</b> D. Duerson
<b>RB</b> W. Payton	<b>FS</b> G. Fencik

#### Los Angeles Rams Starting Lineups

<b>WR</b> H. Ellard	<b>LE</b> D. Reed
<b>LT</b> I. Pankey	<b>NT</b> C. DeJurnett
<b>LG</b> K. Hill	<b>RE</b> R. Doss
<b>C</b> T. Slaton	<b>OLB</b> M. Owens
<b>RG</b> D. Harrah	<b>OLB</b> C. Eckern
<b>RT</b> J. Slater	<b>RILB</b> J. Collins
<b>TE</b> D. Hill	<b>RILB</b> J. Collins
<b>WR</b> R. Brown	<b>OLB</b> M. Wilcher
<b>QB</b> D. Brock	<b>LCB</b> G. Green
<b>RB</b> B. Redden	<b>RCB</b> L. Irvin
<b>RB</b> E. Dickerson	<b>SS</b> N. Cromwell
	<b>FS</b> J. Johnson



## 1985 Super Bowl XX

## Chicago Bears 46, New England Patriots 10

January 26, 1986

Louisiana Superdome

Attendance: 73,818

Weather: Indoors

	1	2	3	4	Final
Chicago Bears	13	10	21	2	46
New England Patriots	3	0	0	7	10

Team	Q	Play	CHI	NE
NE	1	Franklin 36-yard field goal	0	3
CHI	1	Butler 28-yard field goal	3	3
CHI	1	Butler 24-yard field goal	6	3
CHI	1	Suhey 11-yard run (Butler kick)	13	3
CHI	2	McMahon 2-yard run (Butler kick)	20	3
CHI	2	Butler 24-yard field goal	23	3
CHI	3	McMahon 1-yard run (Butler kick)	30	3
CHI	3	Phillips 28-yard interception return (Butler kick)	37	3
CHI	3	Perry 1-yard run (Butler kick)	44	3
NE	4	Fryar 8-yard pass from Grogan (Franklin kick)	44	10
CHI	4	Safety, Grogan tackled by Waechter in end zone	46	10

## FINAL INDIVIDUAL STATISTICS

## Chicago Bears

RUSHING	NO	YDS	AVG	LG	TD
Payton	22	61	2.8	7	0
Suhey	11	52	4.7	11t	1
McMahon	5	14	2.8	7	2
Sanders	4	15	3.8	10	0
Gentry	3	15	5.0	8	0
Thomas	2	8	4.0	7	0
Perry	1	1	1.0	1t	1
Fuller	1	1	1.0	1	0

RECEIVING	NO	YDS	AVG	LG	TD
Gault	4	129	32.3	60	0
Gentry	2	41	20.5	27	0
Margerum	2	36	18.0	29	0
Moorehead	2	22	11.0	14	0
Suhey	1	24	24.0	24	0
Thomas	1	4	4.0	4	0

INTERCEPTIONS	NO	YDS	AVG	LG	TD
Morrissey	1	47	47.0	47	0
Phillips	1	28	28.0	28t	1

PUNTING	NO	YDS	AVG	LG	IN20	TB
Buford	4	173	43.3	52	1	1

PUNT RETURNS	NO	YDS	AVG	LG	TD
Ortego	2	20	10.0	12	0

KICKOFF RET.	NO	YDS	AVG	LG	TD
Gault	4	49	12.3	18	0

PASSING (CHI)	ATT	COMP	YDS	PCT	TD	INT	LG	SK/YDS
McMahon	20	12	256	60.0	0	0	60	1/3
Fuller	4	0	0	00.0	0	0	0	1/11
Perry	0	0	0	00.0	0	0	0	1/1

PASSING (NE)	ATT	COMP	YDS	PCT	TD	INT	LG	SK/YDS
Grogan	30	17	177	56.2	1	2	24	4/33
Eason	6	0	0	00.0	0	0	0	3/28

## New England Patriots

RUSHING	NO	YDS	AVG	LG	TD
C. James	5	1	0.2	3	0
Collins	3	4	1.3	3	0
Grogan	1	3	3.0	3	0
Weathers	1	3	3.0	3	0
Hawthorne	1	-4	-4.0	-4	0

RECEIVING	NO	YDS	AVG	LG	TD
Morgan	7	70	10.0	19	0
Starring	2	39	19.5	24	0
Fryar	2	24	12.0	16	1
Collins	2	19	9.5	11	0
Ramsey	2	16	8.0	11	0
C. James	1	6	6.0	6	0
Weathers	1	3	3.0	3	0

INTERCEPTIONS	NO	YDS	AVG	LG	TD
None					

PUNTING	NO	YDS	AVG	LG	IN20	TB
Camarillo	6	263	43.8	62	1	1

PUNT RETURNS	NO	YDS	AVG	LG	TD
Fryar	2	22	11.0	12	0

KICKOFF RET.	NO	YDS	AVG	LG	TD
Starring	7	153	21.9	36	0

TEAM STATISTICS	CHI	NE
<b>Total First Downs</b>	<b>23</b>	<b>12</b>
By Rushing	13	1
By Passing	9	10
By Penalty	1	1
Third Down: Md/Att.	7/14	1/10
Third Down: Eff.	50%	10%
<b>Total Net Yards</b>	<b>408</b>	<b>123</b>
Total Offensive Plays	76	54
Average Per Play	5.4	2.3
<b>Net Yards Rushing</b>	<b>167</b>	<b>7</b>
Total Rushing Plays	49	11
Avg. Per Rush	3.4	0.6
<b>Net Yards Passing</b>	<b>241</b>	<b>116</b>
Sacked/Yards Lost	3/15	7/61
Gross Yards Passing	256	177
Att.-Comp.-Int.	24-12-0	36-17-2
Completion Pct.	50.0	47.2
<b>Punts/Average</b>	<b>4/43.3</b>	<b>6/43.8</b>
<b>Penalties/Yards</b>	<b>7/40</b>	<b>5/35</b>
<b>Fumbles/Lost</b>	<b>3/2</b>	<b>4/4</b>
<b>Field Goals</b>	<b>28, 24, 24</b>	<b>36</b>

\_ Denotes Converted Field Goal

## Chicago Bears Starting Lineups

<b>WR</b> W. Gault	<b>LE</b> D. Hampton
<b>LT</b> J. Covert	<b>LT</b> S. McMichael
<b>LG</b> M. Bortz	<b>RT</b> W. Perry
<b>C</b> J. Hilgenberg	<b>RE</b> R. Dent
<b>RG</b> T. Thayer	<b>LLB</b> O. Wilson
<b>RT</b> K. Van Horne	<b>MLB</b> M. Singletary
<b>TE</b> E. Moorehead	<b>RLB</b> W. Marshall
<b>WR</b> D. McKinnon	<b>LCB</b> M. Richardson
<b>QB</b> J. McMahon	<b>RCB</b> L. Frazier
<b>FB</b> M. Suhey	<b>SS</b> D. Duerson
<b>RB</b> W. Payton	<b>FS</b> G. Fencik

## New England Patriots Starting Lineups

<b>WR</b> S. Morgan	<b>LE</b> G. Varis
<b>LT</b> B. Holloway	<b>NT</b> L. Williams
<b>LG</b> J. Hannah	<b>RE</b> J. Adams
<b>C</b> P. Brock	<b>OLB</b> A.
<b>RG</b> R. Wooten	Tippett
<b>RT</b> S. Moore	<b>LILB</b> S. Nelson
<b>TE</b> L. Dawson	<b>RLB</b> L. McGrew
<b>WR</b> S. Starring	<b>OLB</b> D. Blackmon
<b>QB</b> T. Eason	<b>LCB</b> R. Lippett
<b>RB</b> T. Collins	<b>RCB</b> R. Clayborn
<b>FB</b> C. James	<b>SS</b> R. James
	<b>FS</b> F. Marion



# CHICAGO BEARS PLAYOFF SUMMARY

## 1986 NFC Divisional

## Washington Redskins 27, Chicago Bears 13

January 3, 1987

Soldier Field

Attendance: 65,141

Weather: 35 degrees; wind NW 6 mph

	1	2	3	4	Final
Washington Redskins	7	0	7	13	27
Chicago Bears	0	13	0	0	13

Team	Q	Play	WAS	CHI
WAS	1	Monk 28-yard pass from Schroeder (Atkinson kick)	7	0
CHI	2	Gault 50-yard pass from Flutie (Butler kick)	7	7
CHI	2	Butler 23-yard field goal	7	10
CHI	2	Butler 41-yard field goal	7	13
WAS	3	Monk 23-yard pass from Schroeder (Atkinson kick)	14	13
WAS	4	Rogers 1-yard run (Atkinson kick)	21	13
WAS	4	Atkinson 35-yard field goal	24	13
WAS	4	Atkinson 25-yard field goal	27	13

### FINAL INDIVIDUAL STATISTICS

#### Chicago Bears

RUSHING	NO	YDS	AVG	LG	TD
Payton	14	38	2.7	9	0
Suhey	4	14	3.5	5	0
Thomas	3	18	6.0	13	0
Flutie	2	12	6.0	11	0
Anderson	1	11	11.0	11	0

RECEIVING	NO	YDS	AVG	LG	TD
Gault	5	82	16.4	50t	1
Ortego	2	36	18.0	27	0
Wrightman	2	16	8.0	9	0
Suhey	1	2	2.0	2	0
Payton	1	-2	-2.0	-2	0

INTERCEPTIONS	NO	YDS	AVG	LG	TD
Richardson	1	43	43.0	43	0

PUNTING	NO	YDS	AVG	LG	IN20	TB
Buford	5	203	40.6	49	0	0

PUNT RETURNS	NO	YDS	AVG	LG	TD
Barnes	5	27	5.4	23	0

KICKOFF RET.	NO	YDS	AVG	LG	TD
Gentry	3	127	42.3	60	0
Thomas	2	15	7.5	11	0
Anderson	1	17	17.0	17	0

PASSING (CHI)	ATT	COMP	YDS	PCT	TD	INT	LG	SK/YDS
Flutie	31	11	134	35.5	1	2	50t	1/7

PASSING (WAS)	ATT	COMP	YDS	PCT	TD	INT	LG	SK/YDS
Schroeder	32	15	184	46.9	2	1	28t	2/16

#### Washington Redskins

RUSHING	NO	YDS	AVG	LG	TD
Rogers	28	72	2.6	9	1
Bryant	8	46	5.8	12	0
Schroeder	3	16	5.3	11	0

RECEIVING	NO	YDS	AVG	LG	TD
Monk	5	81	16.2	28t	2
Clark	5	37	7.4	13	0
Bryant	4	61	15.3	24	0
Warren	1	5	5.0	5	0

INTERCEPTIONS	NO	YDS	AVG	LG	TD
Green	1	17	17.0	17	0
Dean	1	16	16.0	16	0

PUNTING	NO	YDS	AVG	LG	IN20	TB
Cox	7	275	39.3	54	1	0

PUNT RETURNS	NO	YDS	AVG	LG	TD
Yarber	3	22	7.3	8	0

KICKOFF RET.	NO	YDS	AVG	LG	TD
Garner	3	71	23.7	36	0

TEAM STATISTICS	CHI	WAS
<b>Total First Downs</b>	<b>14</b>	<b>19</b>
By Rushing	8	8
By Passing	5	8
By Penalty	1	3
Third Down: Md/Att.	1/11	6/16
Third Down: Eff.	9%	38%
<b>Total Net Yards</b>	<b>220</b>	<b>302</b>
Total Offensive Plays	56	73
Average Per Play	3.9	4.1
<b>Net Yards Rushing</b>	<b>93</b>	<b>134</b>
Total Rushing Plays	24	39
Avg. Per Rush	3.9	3.4
<b>Net Yards Passing</b>	<b>127</b>	<b>168</b>
Sacked/Yards Lost	1/7	2/16
Gross Yards Passing	134	184
Att.-Comp.-Int.	31-11-2	32-15-1
Completion Pct.	35.5	46.9
<b>Punts/Average</b>	<b>5/40.6</b>	<b>7/39.3</b>
<b>Penalties/Yards</b>	<b>4/42</b>	<b>8/65</b>
<b>Fumbles/Lost</b>	<b>3/2</b>	<b>2/0</b>
<b>Field Goals</b>	<b>23, 41</b>	<b>35, 25,</b>

— Denotes Converted Field Goal

#### Chicago Bears Starting Lineups

<b>WR</b> W. Gault	<b>LE</b> D. Hampton
<b>LT</b> J. Covert	<b>LT</b> S. McMichael
<b>LG</b> M. Bortz	<b>RT</b> W. Perry
<b>C</b> J. Hilgenberg	<b>RE</b> R. Dent
<b>RG</b> T. Thayer	<b>LLB</b> O. Wilson
<b>RT</b> K. Van Horne	<b>MLB</b> M. Singletary
<b>TE</b> E. Moorehead	<b>RLB</b> W. Marshall
<b>WR</b> K. Ortego	<b>LCB</b> M. Richardson
<b>QB</b> D. Flutie	<b>RCB</b> V. Jackson
<b>FB</b> M. Suhey	<b>SS</b> D. Duerson
<b>RB</b> W. Payton	<b>FS</b> G. Fencik

#### Washington Redskins Starting Lineups

<b>WR</b> A. Monk	<b>LE</b> C. Mann
<b>TE</b> D. Warren	<b>LT</b> D. Butz
<b>LT</b> J. Jacoby	<b>RT</b> D. Grant
<b>LG</b> R. Grimm	<b>RE</b> D.
<b>C</b> J. Bostic	Manley
<b>RG</b> R. Thieleman	<b>LLB</b> C. Daniels
<b>RT</b> M. May	<b>MLB</b> N. Olkewicz
<b>TE</b> C. Didier	<b>RLB</b> R. Milot
<b>WR</b> G. Clark	<b>LCB</b> D. Green
<b>QB</b> J. Schroeder	<b>RCB</b> V. Dean
<b>RB</b> G. Rogers	<b>SS</b> A. Walton
	<b>FS</b> C. Jordan



## 1987 NFC Divisional

## Washington Redskins 21, Chicago Bears 17

January 10, 1988

Soldier Field

Attendance: 58,153

Weather: 4 degrees; wind SW 12 mph

	1	2	3	4	Final
Washington Redskins	0	14	7	0	21
Chicago Bears	7	7	3	0	17

Team	Q	Play	WAS	CHI
CHI	1	Thomas 2-yard run (Butler kick)	0	7
CHI	2	Morris 14-yard pass from McMahon (Butler kick)	0	14
WAS	2	Rogers 3-yard run (Haji-Shiekh kick)	7	14
WAS	2	Didler 18-yard pass from Williams (Haji-Shiekh kick)	14	14
WAS	3	Green 52-yard punt return (Haji-Shiekh kick)	21	14
CHI	3	Butler 25-yard field goal	21	17

## FINAL INDIVIDUAL STATISTICS

## Chicago Bears

RUSHING	NO	YDS	AVG	LG	TD
Payton	18	85	4.7	16	0
Suhey	4	8	2.0	5	0
Gentry	2	5	2.5	3	0
McMahon	2	5	2.5	5	0
Sanders	2	4	2.0	3	0
Thomas	2	3	1.5	2t	1

RECEIVING	NO	YDS	AVG	LG	TD
Gentry	3	43	14.3	24	0
Payton	3	20	6.7	9	0
Boso	3	19	6.3	10	0
Morris	2	47	23.5	33	1
Gault	1	44	44.0	44	0
McKinnon	1	16	16.0	16	0
Suhey	1	6	6.0	6	0
Sanders	1	2	2.0	2	0

INTERCEPTIONS	NO	YDS	AVG	LG	TD
Richardson	1	0	0.0	0	0

PUNTING	NO	YDS	AVG	LG	IN20	TB
Barnhardt	4	145	36.3	44	0	0

PUNT RETURNS	NO	YDS	AVG	LG	TD
McKinnon	2	12	6.0	13	0

KICKOFF RET.	NO	YDS	AVG	LG	TD
Gault	1	29	29.0	29	0

PASSING (CHI)	ATT	COMP	YDS	PCT	TD	INT	LG	SK/YDS
McMahon	29	15	197	51.7	1	3	44	5/27

PASSING (WAS)	ATT	COMP	YDS	PCT	TD	INT	LG	SK/YDS
Williams	29	14	207	48.3	1	1	32	1/7

## Washington Redskins

RUSHING	NO	YDS	AVG	LG	TD
Smith	16	66	4.1	13	0
Rogers	6	13	2.2	4	1
Bryant	3	8	2.7	6	0
Williams	2	-1	-0.5	-1	0
Clark	1	-6	-6.0	-6	0
Schroeder	1	-8	-8.0	-8	0

RECEIVING	NO	YDS	AVG	LG	TD
Sanders	6	92	15.3	32	0
Clark	4	56	14.0	21	0
Didler	2	32	16.0	18t	1
Warren	1	16	16.0	16	0
Rogers	1	11	11.0	11	0

INTERCEPTIONS	NO	YDS	AVG	LG	TD
Davis	1	23	23.0	23	0
Wilburn	1	0	0.0	0	0
Woodbury	1	0	0.0	0	0

PUNTING	NO	YDS	AVG	LG	IN20	TB
Cox	4	169	42.3	46	1	1

PUNT RETURNS	NO	YDS	AVG	LG	TD
Yarber	2	13	6.5	8	0
Green	1	52	52.0	52t	1

KICKOFF RET.	NO	YDS	AVG	LG	TD
Sanders	2	25	12.5	13	0
Smith	1	19	19.0	19	0
Branch	1	12	12.0	12	0

TEAM STATISTICS	CHI	WAS
<b>Total First Downs</b>	<b>15</b>	<b>17</b>
By Rushing	8	4
By Passing	7	11
By Penalty	0	2
Third Down: Md/Att.	4/13	7/14
Third Down: Eff.	31%	50%
<b>Total Net Yards</b>	<b>280</b>	<b>272</b>
Total Offensive Plays	64	59
Average Per Play	4.6	4.6
<b>Net Yards Rushing</b>	<b>110</b>	<b>72</b>
Total Rushing Plays	30	29
Avg. Per Rush	3.7	2.5
<b>Net Yards Passing</b>	<b>170</b>	<b>200</b>
Sacked/Yards Lost	5/27	1/7
Gross Yards Passing	197	207
Att.-Comp.-Int.	29-15-3	29-14-1
Completion Pct.	51.7	48.3
<b>Punts/Average</b>	<b>4/36.3</b>	<b>4/42.3</b>
<b>Penalties/Yards</b>	<b>5/50</b>	<b>3/20</b>
<b>Fumbles/Lost</b>	<b>1/0</b>	<b>1/0</b>
<b>Field Goals</b>	<b>48, 25</b>	

\_ Denotes Converted Field Goal

## Chicago Bears Starting Lineups

<b>WR</b> W. Gault	<b>LE</b> A. Harris
<b>LT</b> J. Covert	<b>LT</b> S. McMichael
<b>LG</b> M. Bortz	<b>RT</b> D. Hampton
<b>C</b> J. Hilgenberg	<b>RE</b> R. Dent
<b>RG</b> T. Thayer	<b>LLB</b> R. Rivera
<b>RT</b> K. Van Horne	<b>MLB</b> M. Singletary
<b>TE</b> E. Moorehead	<b>RLB</b> W. Marshall
<b>WR</b> R. Morris	<b>LCB</b> M. Douglass
<b>QB</b> J. McMahon	<b>RCB</b> V. Jackson
<b>FB</b> M. Suhey	<b>SS</b> D. Duerson
<b>RB</b> W. Payton	<b>FS</b> G. Fencik

## Washington Redskins Starting Lineups

<b>WR</b> A. Jones	<b>LE</b> C. Mann
<b>TE</b> D. Warren	<b>LT</b> D. Butz
<b>LT</b> J. Jacoby	<b>RT</b> D. Grant
<b>LG</b> R. McKenzie	<b>RE</b> D.
<b>C</b> J. Bostic	Manley
<b>RG</b> R. Thieleman	<b>LLB</b> M. Kaufman
<b>RT</b> M. May	<b>MLB</b> N. Olkewicz
<b>TE</b> C. Didier	<b>RLB</b> M. Coleman
<b>WR</b> G. Clark	<b>LCB</b> D. Green
<b>QB</b> D. Williams	<b>RCB</b> B. Wilburn
<b>RB</b> G. Rogers	<b>SS</b> A. Walton
	<b>FS</b> T. Bowles



# CHICAGO BEARS PLAYOFF SUMMARY

## 1988 NFC Divisional

## Chicago Bears 20, Philadelphia Eagles 12

December 31, 1988

Soldier Field

Attendance: 65,534

Weather: 29 degrees; wind SW 5 mph

	1	2	3	4	Final
Philadelphia Eagles	3	6	3	0	12
Chicago Bears	7	10	0	3	20

Team	Q	Play	PHI	CHI
CHI	1	McKinnon 64-yard pass from Tomczak (Butler kick)	0	7
PHI	1	Zendejas 42-yard field goal	3	7
PHI	2	Zendejas 29-yard field goal	6	7
CHI	2	Anderson 4-yard run (Butler kick)	6	14
CHI	2	Butler 46-yard field goal	6	17
PHI	2	Zendejas 30-yard field goal	9	17
PHI	3	Zendejas 35-yard field goal	12	17
CHI	4	Butler 27-yard field goal	12	20

### FINAL INDIVIDUAL STATISTICS

#### Chicago Bears

RUSHING	NO	YDS	AVG	LG	TD
Anderson	14	54	3.9	23	1
Sanders	8	94	11.8	58	0
Muster	6	12	2.0	6	0
Gentry	1	6	6.0	6	0
Suhey	1	0	0.0	0	0
Tomczak	1	0	0.0	0	0
McMahon	2	-2	-1.0	0	0

RECEIVING	NO	YDS	AVG	LG	TD
McKinnon	4	108	27.0	64t	1
Boso	2	16	8.0	9	0
Gentry	2	9	4.5	7	0
Morris	1	27	27.0	27	0
Davis	1	11	11.0	11	0
Sanders	1	8	8.0	8	0
Anderson	1	6	6.0	6	0

INTERCEPTIONS	NO	YDS	AVG	LG	TD
Jackson	1	51	51.0	51	0
Douglass	1	47	47.0	47	0
Pruitt	1	0	0.0	0	0

PUNTING	NO	YDS	AVG	LG	IN20	TB
Wagner	2	86	43.0	46	0	0

PUNT RETURNS	NO	YDS	AVG	LG	TD
McKinnon	1	0	0.0	0	0

KICKOFF RET.	NO	YDS	AVG	LG	TD
Gentry	4	63	15.8	23	0
Kozlowski	1	23	23.0	23	0

PASSING (CHI)	ATT	COMP	YDS	PCT	TD	INT	LG	SK/YDS
Tomczak	20	10	172	50.0	1	3	64t	0/0
McMahon	3	2	13	66.7	0	0	7	1/8

PASSING (PHI)	ATT	COMP	YDS	PCT	TD	INT	LG	SK/YDS
Cunningham	54	27	407	50.0	0	3	65	4/29
Carter	1	0	0	0.0	0	0	0	0/0

#### Philadelphia Eagles

RUSHING	NO	YDS	AVG	LG	TD
Byars	7	34	4.9	13	0
Toney	5	3	0.6	3	0
Cunningham	3	12	4.0	11	0
Haddix	1	3	3.0	3	0

RECEIVING	NO	YDS	AVG	LG	TD
Byars	9	103	11.4	24	0
Jackson	7	142	20.3	65	0
Quick	5	82	16.4	23	0
Haddix	2	23	11.5	13	0
Toney	2	9	4.5	7	0
Johnson	1	31	31.0	31	0
Carter	1	17	17.0	17	0

INTERCEPTIONS	NO	YDS	AVG	LG	TD
Hoage	1	12	12.0	12	0
Joyner	1	8	8.0	8	0
Bell	1	4	4.0	4	0

PUNTING	NO	YDS	AVG	LG	IN20	TB
Teltschik	4	130	32.5	36	3	0

PUNT RETURNS	NO	YDS	AVG	LG	TD
Garrity	1	3	3.0	3	0

KICKOFF RET.	NO	YDS	AVG	LG	TD
Jenkins	5	101	20.2	25	0

TEAM STATISTICS	CHI	PHI
<b>Total First Downs</b>	<b>14</b>	<b>22</b>
By Rushing	8	1
By Passing	6	21
By Penalty	0	0
Third Down: Md/Att. 4/13	3/14	
Third Down: Eff. 31%	21%	
<b>Total Net Yards</b>	<b>341</b>	<b>430</b>
Total Offensive Plays	57	75
Average Per Play	6.0	5.7
<b>Net Yards Rushing</b>	<b>164</b>	<b>52</b>
Total Rushing Plays	33	16
Avg. Per Rush	5.0	3.3
<b>Net Yards Passing</b>	<b>177</b>	<b>378</b>
Sacked/Yards Lost	1/8	4/29
Gross Yards Passing	185	407
Att.-Comp.-Int. 23-12-3	55-27-3	
Completion Pct.	52.2	49.1
<b>Punts/Average</b>	<b>2/43.0</b>	<b>4/32.5</b>
<b>Penalties/Yards</b>	<b>1/5</b>	<b>7/60</b>
<b>Fumbles/Lost</b>	<b>1/1</b>	<b>0/0</b>
<b>Field Goals</b>	<b>51, 46, 33, 27, 43, 42,</b>	<b>29, 30, 35</b>

--- Denotes Converted Field Goal

#### Chicago Bears Starting Lineups

<b>WR</b> D. Gentry	<b>LE</b> A. Harris
<b>LT</b> J. Covert	<b>LT</b> S. McMichael
<b>LG</b> M. Bortz	<b>RT</b> D. Hampton
<b>C</b> J. Hilgenberg	<b>RE</b> S. Smith
<b>RG</b> T. Thayer	<b>LLB</b> R. Rivera
<b>RT</b> K. Van Horne	<b>MLB</b> M. Singletary
<b>TE</b> J. Thornton	<b>RLB</b> J. Morrissey
<b>WR</b> D. McKinnon	<b>LCB</b> M. Richardson
<b>QB</b> M. Tomczak	<b>RCB</b> V. Jackson
<b>FB</b> M. Suhey	<b>SS</b> D. Duerson
<b>RB</b> N. Anderson	<b>FS</b> M. Douglass

#### Philadelphia Eagles Starting Lineups

<b>WR</b> M. Quick	<b>LE</b> R. White
<b>LT</b> M. Darwin	<b>LT</b> M. Pitts
<b>LG</b> D. Alexander	<b>RT</b> J. Brown
<b>C</b> D. Rimington	<b>RE</b> C. Simmons
<b>RG</b> R. Baker	<b>LLB</b> S. Joyner
<b>RT</b> R. Heller	<b>MLB</b> M. Reichenbach
<b>TE</b> K. Jackson	<b>RLB</b> T. Bell
<b>WR</b> C. Carter	<b>LCB</b> R. Young
<b>QB</b> R. Cunningham	<b>RCB</b> E. Allen
<b>FB</b> A. Toney	<b>SS</b> A. Waters
<b>RB</b> K. Byars	<b>FS</b> W. Hopkins





## 1988 NFC Championship

## San Francisco 49ers 28, Chicago Bears 3

January 8, 1989

Soldier Field

Attendance: 64,830

Weather: 17 degrees; wind W 29 mph

	1	2	3	4	Final
San Francisco 49ers	7	7	7	7	28
Chicago Bears	0	3	0	0	3

Team	Q	Play	SF	CHI
SF	1	Rice 61-yard pass from Montana (Cofer kick)	7	0
SF	2	Rice 27-yard pass from Montana (Cofer kick)	14	0
CHI	2	Butler 25-yard field goal	14	3
SF	3	Frank 5-yard pass from Montana (Cofer kick)	21	3
SF	4	Rathman 4-yard run (Cofer kick)	28	3

## FINAL INDIVIDUAL STATISTICS

## Chicago Bears

RUSHING	NO	YDS	AVG	LG	TD
Anderson	14	59	4.2	16	0
Sanders	7	22	3.1	14	0
McMahon	1	9	9.0	9	0
Suhey	1	3	3.0	3	0
Muster	1	2	2.0	2	0
McKinnon	1	-4	-4.0	-4	0

RECEIVING	NO	YDS	AVG	LG	TD
Anderson	5	31	6.2	13	0
Thornton	4	52	13.0	18	0
McKinnon	4	32	8.0	13	0
Morris	2	25	12.5	25	0
Suhey	2	8	4.0	4	0
Sanders	1	12	12.0	12	0
Muster	1	9	9.0	9	0
Gentry	1	7	7.0	7	0

INTERCEPTIONS	NO	YDS	AVG	LG	TD
None					

PUNTING	NO	YDS	AVG	LG	IN20	TB
Wagner	7	220	31.4	48	2	0

PUNT RETURNS	NO	YDS	AVG	LG	TD
McKinnon	1	1	1.0	1	0

KICKOFF RET.	NO	YDS	AVG	LG	TD
Sanders	2	31	15.5	19	0
Muster	1	21	21.0	21	0
Gentry	1	19	19.0	19	0
Stinson	1	18	18.0	18	0

PASSING (CHI)	ATT	COMP	YDS	PCT	TD	INT	LG	SK/YDS
McMahon	29	14	121	48.3	0	1	18	0/0
Tomczak	12	6	55	50.0	0	0	13	0/0

PASSING (SF)	ATT	COMP	YDS	PCT	TD	INT	LG	SK/YDS
Montana	27	17	288	63.0	3	0	61t	2/20

## San Francisco 49ers

RUSHING	NO	YDS	AVG	LG	TD
Craig	18	68	3.8	11	0
Rathman	10	36	3.6	12	1
Montana	3	12	4.0	7	0
Flagler	3	7	2.3	6	0
Sydney	2	12	6.0	8	0
Rice	1	3	3.0	3	0

RECEIVING	NO	YDS	AVG	LG	TD
Rice	5	133	26.6	61t	2
Rathman	5	51	10.2	22	0
Taylor	3	51	17.0	32	0
Craig	2	33	16.5	23	0
Frank	2	20	10.0	15	1

INTERCEPTIONS	NO	YDS	AVG	LG	TD
Fuller	1	0	0.0	0	0

PUNTING	NO	YDS	AVG	LG	IN20	TB
Helton	6	207	34.5	55	2	1

PUNT RETURNS	NO	YDS	AVG	LG	TD
Taylor	4	24	6.0	11	0

KICKOFF RET.	NO	YDS	AVG	LG	TD
Sydney	1	14	14.0	14	0
Taylor	1	22	22.0	22	0

TEAM STATISTICS	CHI	SF
<b>Total First Downs</b>	<b>15</b>	<b>21</b>
By Rushing	8	9
By Passing	7	12
By Penalty	0	0
Third Down: Md/Att.	4/14	9/15
Third Down: Eff.	29%	60%
<b>Total Net Yards</b>	<b>267</b>	<b>406</b>
Total Offensive Plays	66	66
Average Per Play	4.0	6.2
<b>Net Yards Rushing</b>	<b>91</b>	<b>138</b>
Total Rushing Plays	25	37
Avg. Per Rush	3.6	3.7
<b>Net Yards Passing</b>	<b>176</b>	<b>268</b>
Sacked/Yards Lost	0/0	2/20
Gross Yards Passing	176	288
Att.-Comp.-Int.	41-20-1	27-17-0
Completion Pct.	48.8	63.0
<b>Punts/Average</b>	<b>7/31.4</b>	<b>6/34.5</b>
<b>Penalties/Yards</b>	<b>3/35</b>	<b>0/0</b>
<b>Fumbles/Lost</b>	<b>2/1</b>	<b>1/1</b>
<b>Field Goals</b>	<b>25</b>	
_ Denotes Converted Field Goal		

## Chicago Bears Starting Lineups

<b>WR</b> D. Gentry	<b>LE</b> A. Harris
<b>LT</b> J. Covert	<b>LT</b> S. McMichael
<b>LG</b> M. Bortz	<b>RT</b> D. Hampton
<b>C</b> J. Hillenberg	<b>RE</b> S. Smith
<b>RG</b> T. Thayer	<b>LLB</b> R. Rivera
<b>RT</b> K. Van Horne	<b>MLB</b> M. Singletary
<b>TE</b> J. Thornton	<b>RLB</b> J. Morrissey
<b>WR</b> D. McKinnon	<b>LCB</b> M. Richardson
<b>QB</b> J. McMahon	<b>RCB</b> V. Jackson
<b>FB</b> M. Suhey	<b>SS</b> D. Duerson
<b>RB</b> N. Anderson	<b>FS</b> M. Douglass

## San Francisco 49ers Starting Lineups

<b>SE</b> J. Taylor	<b>LE</b> L. Roberts
<b>LT</b> S. Wallace	<b>NT</b> M. Carter
<b>LG</b> J. Sapolu	<b>RE</b> K. Fagan
<b>C</b> R. Cross	<b>OLB</b> C. Haley
<b>RG</b> G. McIntyre	<b>LILB</b> J. Fahnhorst
<b>RT</b> H. Barton	<b>RILB</b> M. Walter
<b>TE</b> J. Frank	<b>OLB</b> K. Turner
<b>FL</b> J. Rice	<b>LCB</b> T. McKyer
<b>QB</b> J. Montana	<b>RCB</b> D. Griffin
<b>RB</b> R. Craig	<b>SS</b> J. Fuller
<b>TE</b> B. Jones	<b>FS</b> R. Lott



# CHICAGO BEARS PLAYOFF SUMMARY

## 1990 NFC First Round

## Chicago Bears 16, New Orleans Saints 6

January 6, 1991

Soldier Field

Attendance: 60,767

Weather: 30 degrees; wind N 13 mph

	1	2	3	4	Final
New Orleans Saints	0	3	0	3	6
Chicago Bears	3	7	3	3	16

Team	Q	Play	NO	CHI
CHI	1	Butler 19-yard field goal	0	3
CHI	2	Thornton 18-yard pass from Tomczak	0	10
NO	2	Andersen 47-yard field goal	3	10
CHI	3	Butler 22-yard field goal	3	13
NO	4	Andersen 38-yard field goal	6	13
CHI	4	Butler 21-yard field goal	6	16

### FINAL INDIVIDUAL STATISTICS

#### Chicago Bears

RUSHING	NO	YDS	AVG	LG	TD
Anderson	27	102	3.8	13	0
Muster	12	71	5.9	28	0
Tomczak	2	8	4.0	10	0
Green	2	8	4.0	5	0

RECEIVING	NO	YDS	AVG	LG	TD
Anderson	4	42	10.5	31	0
Thornton	2	43	21.5	25	1
Gentry	2	41	20.5	38	0
Morris	2	28	14.0	22	0
Muster	2	21	10.5	11	0
Davis	1	13	13.0	13	0

INTERCEPTIONS	NO	YDS	AVG	LG	TD
Gayle	1	27	27.0	27	0
Mangum	1	9	9.0	9	0
Carrier	1	0	0.0	0	0

PUNTING	NO	YDS	AVG	LG	IN20	TB
Buford	2	55	27.5	36	0	0

PUNT RETURNS	NO	YDS	AVG	LG	TD
Bailey	1	13	13.0	13	0
Jackson	1	0	0.0	0	0

KICKOFF RET.	NO	YDS	AVG	LG	TD
Gentry	1	39	39.0	39	0

PASSING (CHI)	ATT	COMP	YDS	PCT	TD	INT	LG	SK/YDS
Tomczak	25	12	166	48.0	1	0	38	2/12
Anderson	1	1	22	100.0	0	0	22	0/0

PASSING (NO)	ATT	COMP	YDS	PCT	TD	INT	LG	SK/YDS
Fourcade	18	5	79	27.8	0	2	31	1/16
Walsh	16	6	74	37.5	0	1	36	1/9

#### New Orleans Saints

RUSHING	NO	YDS	AVG	LG	TD
Fenerty	8	29	3.6	14	0
Hilliard	4	13	3.3	9	0
Heyward	4	10	2.5	6	0
Fourcade	2	13	6.5	9	0

RECEIVING	NO	YDS	AVG	LG	TD
Fenerty	4	22	5.5	9	0
Martin	2	47	23.5	36	0
Scales	1	31	31.0	31	0
Tice	1	19	19.0	19	0
Brenner	1	17	17.0	17	0
Perriman	1	11	11.0	11	0
Turner	1	6	6.0	6	0

INTERCEPTIONS	NO	YDS	AVG	LG	TD
None					

PUNTING	NO	YDS	AVG	LG	IN20	TB
Barnhardt	3	90	30.0	38	0	0

PUNT RETURNS	NO	YDS	AVG	LG	TD
Buck	1	2	2.0	2	0

KICKOFF RET.	NO	YDS	AVG	LG	TD
Fenerty	2	33	16.5	18	0
Hilliard	1	21	21.0	21	0
Jordan	1	17	17.0	17	0
Heyward	1	14	14.0	14	0

TEAM STATISTICS	CHI	NO
<b>Total First Downs</b>	<b>18</b>	<b>11</b>
By Rushing	9	2
By Passing	8	7
By Penalty	1	2
Third Down: Md/Att.	5/16	2/13
Third Down: Eff.	31%	15%
<b>Total Net Yards</b>	<b>365</b>	<b>193</b>
Total Offensive Plays	71	54
Average Per Play	5.1	3.6
<b>Net Yards Rushing</b>	<b>189</b>	<b>65</b>
Total Rushing Plays	43	18
Avg. Per Rush	4.4	3.6
<b>Net Yards Passing</b>	<b>176</b>	<b>128</b>
Sacked/Yards Lost	2/12	2/25
Gross Yards Passing	188	153
Att.-Comp.-Int.	26-13-0	34-11-3
Completion Pct.	50.0	32.4
<b>Punts/Average</b>	<b>2/27.5</b>	<b>3/30.0</b>
<b>Penalties/Yards</b>	<b>7/57</b>	<b>2/10</b>
<b>Fumbles/Lost</b>	<b>2/1</b>	<b>1/0</b>
<b>Field Goals</b>	<b>19, 22, 36, 21</b>	<b>41, 47, 42, 38</b>

\_ Denotes Converted Field Goal

#### Chicago Bears Starting Lineups

<b>WR</b> W. Davis	<b>LE</b> T. Armstrong
<b>LT</b> J. Covert	<b>LT</b> W. Perry
<b>LG</b> M. Bortz	<b>RT</b> S. McMichael
<b>C</b> J. Hilgenberg	<b>RE</b> R. Dent
<b>RG</b> T. Thayer	<b>LLB</b> R. Rivera
<b>RT</b> K. Van Horne	<b>MLB</b> M. Singletary
<b>TE</b> J. Thornton	<b>RLB</b> J. Morrissey
<b>WR</b> R. Morris	<b>LCB</b> D. Woolford
<b>QB</b> M. Tomczak	<b>RCB</b> V. Jackson
<b>FB</b> B. Muster	<b>SS</b> S. Gayle
<b>RB</b> N. Anderson	<b>FS</b> M. Carrier

#### New Orleans Saints Starting Lineups

<b>WR</b> E. Martin	<b>LE</b> R. Turnbull
<b>LT</b> K. Haverdink	<b>NT</b> R. Goff
<b>LG</b> J. Dombrowski	<b>RE</b> J. Wilks
<b>C</b> J. Hilgenberg	<b>OLB</b> R. Jackson
<b>RG</b> S. Trapilo	<b>ILB</b> S. Mills
<b>RT</b> S. Brock	<b>ILB</b> V. Johnson
<b>TE</b> H. Brenner	<b>OLB</b> P. Swilling
<b>WR</b> B. Perriman	<b>LCB</b> R. Massey
<b>QB</b> S. Walsh	<b>RCB</b> T. Cook
<b>HB</b> R. Mayes	<b>SS</b> B. Maxie
<b>RB</b> C. Heyward	<b>FS</b> G. Atkins



1990 NFC Divisional

New York Giants 31, Chicago Bears 3

January 13, 1991

Giants Stadium

Attendance: 77,025

Weather: 32 degrees; wind NW 13 mph

	1	2	3	4	Final
Chicago Bears	0	3	0	0	3
New York Giants	10	7	7	7	31

Team	Q	Play	CHI	NYG
NYG	1	Bahr 46-yard field goal	0	3
NYG	1	Baker 21-yard pass from Hostetler (Bahr kick)	0	10
CHI	2	Butler 33-yard field goal	3	10
NYG	2	Cross 5-yard pass from Hostetler (Bahr kick)	3	17
NYG	3	Hostetler 3-yard run (Bahr kick)	3	24
NYG	4	Carthon 1-yard run (Bahr kick)	3	31

FINAL INDIVIDUAL STATISTICS

Chicago Bears

RUSHING	NO	YDS	AVG	LG	TD
Anderson	12	19	1.6	9	0
Muster	4	8	2.0	3	0

RECEIVING	NO	YDS	AVG	LG	TD
Anderson	4	23	5.8	12	0
Davis	3	76	25.3	37	0
Thornton	3	28	9.3	18	0
Muster	3	21	7.0	20	0
Gentry	2	23	11.5	12	0
Morris	1	24	24.0	24	0
Kozlowski	1	10	10.0	10	0

INTERCEPTIONS	NO	YDS	AVG	LG	TD
None					

PUNTING	NO	YDS	AVG	LG	IN20	TB
Buford	2	84	42.0	50	1	0

PUNT RETURNS	NO	YDS	AVG	LG	TD
Bailey	2	3	1.5	2	0

KICKOFF RET.	NO	YDS	AVG	LG	TD
Bailey	2	61	30.5	44	0
Gentry	2	42	21.0	29	0
Rouse	1	9	9.0	9	0

PASSING (CHI)	ATT	COMP	YDS	PCT	TD	INT	LG	SK/YDS
Tomczak	36	17	205	47.2	0	2	37	0/0

PASSING (NYG)	ATT	COMP	YDS	PCT	TD	INT	LG	SK/YDS
Hostetler	17	10	112	58.8	2	0	25	3/18

New York Giants

RUSHING	NO	YDS	AVG	LG	TD
Anderson	21	80	3.8	10	0
Tillman	9	31	3.4	6	0
Carthon	8	19	2.4	5	1
Hostetler	6	43	7.2	11	1
Meggett	2	18	9.0	10	0
Hampton	2	3	1.5	3	0

RECEIVING	NO	YDS	AVG	LG	TD
Baker	3	58	19.3	25	1
Bavaro	3	25	8.3	11	0
Ingram	1	12	12.0	12	0
Mrosko	1	6	6.0	6	0
Anderson	1	6	6.0	6	0
Cross	1	5	5.0	5	1

INTERCEPTIONS	NO	YDS	AVG	LG	TD
Walls	1	37	37.0	37	0
Collins	1	11	11.0	11	0

PUNTING	NO	YDS	AVG	LG	IN20	TB
Landeta	3	122	40.7	51	0	0

PUNT RETURNS	NO	YDS	AVG	LG	TD
Meggett	1	13	13.0	13	0

KICKOFF RET.	NO	YDS	AVG	LG	TD
Ingram	1	18	18.0	18	0

TEAM STATISTICS	CHI	NYG
<b>Total First Downs</b>	<b>11</b>	<b>23</b>
By Rushing	0	16
By Passing	11	7
By Penalty	0	0
Third Down: Md/Att.	3/11	6/14
Third Down: Eff.	27%	43%
<b>Total Net Yards</b>	<b>232</b>	<b>288</b>
Total Offensive Plays	52	68
Average Per Play	4.5	4.2
<b>Net Yards Rushing</b>	<b>27</b>	<b>194</b>
Total Rushing Plays	16	48
Avg. Per Rush	1.7	4.0
<b>Net Yards Passing</b>	<b>205</b>	<b>94</b>
Sacked/Yards Lost	0/0	3/18
Gross Yards Passing	205	112
Att.-Comp.-Int.	36-17-2	17-10-0
Completion Pct.	47.2	58.8
<b>Punts/Average</b>	<b>2/42.0</b>	<b>3/40.7</b>
<b>Penalties/Yards</b>	<b>4/30</b>	<b>2/15</b>
<b>Fumbles/Last</b>	<b>0/0</b>	<b>1/1</b>
<b>Field Goals</b>	<b>33</b>	<b>46</b>

\_ Denotes Converted Field Goal

Chicago Bears Starting Lineups

<b>WR</b> W. Davis	<b>LE</b> T. Armstrong
<b>LT</b> J. Covert	<b>LT</b> W. Perry
<b>LG</b> M. Bortz	<b>RT</b> S. McMichael
<b>C</b> J. Hilgenberg	<b>RE</b> R. Dent
<b>RG</b> T. Thayer	<b>LLB</b> R. Rivera
<b>RT</b> K. Van Horne	<b>MLB</b> M. Singletary
<b>TE</b> J. Thornton	<b>RLB</b> J. Morrissey
<b>WR</b> R. Morris	<b>LCB</b> D. Woolford
<b>QB</b> M. Tomczak	<b>RCB</b> V. Jackson
<b>FB</b> B. Muster	<b>SS</b> S. Gayle
<b>RB</b> N. Anderson	<b>FS</b> M. Carrier

New York Giants Starting Lineups

<b>WR</b> M. Ingram	<b>LE</b> J. Washington
<b>LT</b> J. Elliott	<b>LT</b> M. Fox
<b>LG</b> W. Roberts	<b>RT</b> E. Howard
<b>C</b> B. Oates	<b>RE</b> L. Marshall
<b>RG</b> E. Moore	<b>LLB</b> C. Banks
<b>RT</b> D. Riesenberg	<b>MLB</b> P. Johnson
<b>TE</b> M. Bavaro	<b>RLB</b> L. Taylor
<b>WR</b> S. Baker	<b>LCB</b> M. Collins
<b>QB</b> J. Hostetler	<b>RCB</b> E. Walls
<b>RB</b> O. Anderson	<b>SS</b> G. Jackson
<b>FB</b> M. Carthon	<b>FS</b> M. Guyton



# CHICAGO BEARS PLAYOFF SUMMARY

## 1991 NFC First Round

## Dallas Cowboys 17, Chicago Bears 13

December 29, 1991

Soldier Field

Attendance: 62,594

Weather: 35 degrees; wind NW 9 mph

	1	2	3	4	Final
Dallas Cowboys	10	0	7	0	17
Chicago Bears	0	3	3	7	13

Team	Q	Play	DAL	CHI
DAL	1	Willis 27-yard field goal	3	0
DAL	1	Smith 1-yard run (Willis kick)	10	0
CHI	2	Butler 19-yard field goal	10	3
CHI	3	Butler 43-yard field goal	10	6
DAL	3	Novacek 3-yard pass from Beuerlein (Willis kick)	17	6
CHI	4	Waddle 6-yard pass from Harbaugh (Butler kick)	17	13

### FINAL INDIVIDUAL STATISTICS

#### Chicago Bears

RUSHING	NO	YDS	AVG	LG	TD
Anderson	13	34	2.6	15	0
Lewis	9	65	7.2	11	0
Harbaugh	7	26	3.7	9	0
Muster	5	25	5.0	9	0

RECEIVING	NO	YDS	AVG	LG	TD
Waddle	9	104	11.6	19	1
Davis	7	79	11.3	17	0
Anderson	3	5	1.7	8	0
Lewis	2	18	9.0	11	0
Rivera	1	15	15.0	15	0
Thornton	1	12	12.0	12	0

INTERCEPTIONS	NO	YDS	AVG	LG	TD
None					

PUNTING	NO	YDS	AVG	LG	IN20	TB
Blocked	1					

PUNT RETURNS	NO	YDS	AVG	LG	TD
Woolford	2	5	2.5	5	0

KICKOFF RET.	NO	YDS	AVG	LG	TD
Lewis	3	44	14.7	26	0
Green	1	15	15.0	15	0

PASSING (CHI)	ATT	COMP	YDS	PCT	TD	INT	LG	SK/YDS
Harbaugh	44	22	218	50.0	1	2	19	3/11
Buford	1	1	15	100.0	0	0	15	0/0

PASSING (DAL)	ATT	COMP	YDS	PCT	TD	INT	LG	SK/YDS
Beuerlein	18	9	180	50.0	1	0	45	0/0

#### Dallas Cowboys

RUSHING	NO	YDS	AVG	LG	TD
Smith	26	105	4.0	18	1
Beuerlein	4	3	0.8	5	0

RECEIVING	NO	YDS	AVG	LG	TD
Irvin	4	83	20.8	25	0
Harper	3	88	29.3	45	0
Johnston	1	6	6.0	6	0
Novacek	1	3	3.0	3t	1

INTERCEPTIONS	NO	YDS	AVG	LG	TD
Bates	1	7	7.0	7	0
Brown	1	0	0.0	0	0

PUNTING	NO	YDS	AVG	LG	IN20	TB
Saxon	3	134	44.7	52	1	0

PUNT RETURNS	NO	YDS	AVG	LG	TD
None					

KICKOFF RET.	NO	YDS	AVG	LG	TD
Wright	1	18	18.0	18	0
Gant	1	16	16.0	16	0

TEAM STATISTICS	CHI	DAL
<b>Total First Downs</b>	<b>26</b>	<b>15</b>
By Rushing	12	6
By Passing	14	7
By Penalty	0	2
Third Down: Md/Att. 10/17	3/9	
Third Down: Eff.	59%	33%
<b>Total Net Yards</b>	<b>372</b>	<b>288</b>
Total Offensive Plays	82	48
Average Per Play	4.5	6.0
<b>Net Yards Rushing</b>	<b>150</b>	<b>108</b>
Total Rushing Plays	34	30
Avg. Per Rush	4.4	3.6
<b>Net Yards Passing</b>	<b>222</b>	<b>180</b>
Sacked/Yards Lost	3/11	0/0
Gross Yards Passing	233	180
Att.-Comp.-Int. 45-23-2	18-9-0	
Completion Pct.	51.1	50.0
<b>Punts/Average</b>	<b>1/0.0</b>	<b>3/44.7</b>
<b>Penalties/Yards</b>	<b>4/16</b>	<b>2/16</b>
<b>Fumbles/Lost</b>	<b>1/1</b>	<b>2/0</b>
<b>Field Goals</b>	<b>19, 43</b>	<b>27, 38,</b>
_ Denotes Converted Field Goal		<b>47</b>

#### Chicago Bears Starting Lineups

<b>WR</b> W. Davis	<b>LE</b> T. Armstrong
<b>LT</b> J. Wojciechowski	<b>LT</b> S. McMichael
<b>LG</b> M. Bortz	<b>RT</b> W. Perry
<b>C</b> J. Hilgenberg	<b>RE</b> R. Dent
<b>RG</b> T. Thayer	<b>LLB</b> R. Rivera
<b>RT</b> K. Van Horne	<b>MLB</b> M. Singletary
<b>TE</b> K. Jennings	<b>RLB</b> J. Morrissey
<b>WR</b> T. Waddle	<b>LCB</b> D. Woolford
<b>QB</b> J. Harbaugh	<b>RCB</b> L. Stinson
<b>FB</b> B. Muster	<b>SS</b> S. Gayle
<b>RB</b> N. Anderson	<b>FS</b> M. Carrier

#### Dallas Cowboys Starting Lineups

<b>TE</b> R. Awalt	<b>LE</b> T. Tolbert
<b>LT</b> M. Tuinei	<b>LT</b> T. Casillas
<b>LG</b> K. Gogan	<b>RT</b> R. Maryland
<b>C</b> M. Stepanoski	<b>RE</b> J. Jeffcoat
<b>RG</b> J. Gesek	<b>SLB</b> K. Norton
<b>RT</b> N. Newton	<b>MLB</b> J. Del Rio
<b>TE</b> J. Novacek	<b>WLB</b> V. Smith
<b>TE</b> A. Roberts	<b>LCB</b> I. Holt
<b>WR</b> M. Irvin	<b>RCB</b> L. Brown
<b>QB</b> S. Beuerlein	<b>SS</b> J. Washington
<b>RB</b> E. Smith	<b>FS</b> R. Horton



## 1994 NFC First Round

## Chicago Bears 35, Minnesota Vikings 18

January 1, 1995

HHH Metrodome

Attendance: 60,347

Weather: Indoors

	1	2	3	4	Final
Chicago Bears	0	14	7	14	35
Minnesota Vikings	3	6	3	6	18

Team	Q	Play	CHI	MIN
MIN	1	Reveiz 29-yard field goal	0	3
CHI	2	Tillman 1-yard run (Butler kick)	7	3
CHI	2	Jennings 9-yard pass from Walsh (Butler kick)	14	3
MIN	2	Carter 4-yard pass from Moon (Two-pt failed)	14	9
CHI	3	Harris 29-yard run (Butler kick)	21	9
MIN	3	Reveiz 48-yard field goal	21	12
CHI	4	Graham 21-yard pass from Walsh (Butler kick)	28	12
MIN	4	Lee 11-yard pass from Moon (Two-pt failed)	28	18
CHI	4	Miniefield 48-yard fumble return (Butler kick)	35	18

## FINAL INDIVIDUAL STATISTICS

## Chicago Bears

RUSHING	NO	YDS	AVG	LG	TD
Harris	13	67	5.2	29t	1
Tillman	11	19	1.7	8	1
Walsh	5	5	1.0	5	0
Graham	1	3	3.0	3	0

RECEIVING	NO	YDS	AVG	LG	TD
Graham	4	108	27.0	52	1
Conway	4	56	14.0	23	0
Harris	3	20	6.7	8	0
Carter	1	16	16.0	16	0
Jennings	1	9	9.0	9t	1
Tillman	1	7	7.0	7	0
Green	1	5	5.0	5	0

INTERCEPTIONS	NO	YDS	AVG	LG	TD
Lincoln	1	12	12.0	12	0
Minter	1	7	7.0	7	0

PUNTING	NO	YDS	AVG	LG	IN20	TB
Gardocki	3	116	38.7	45	1	0

PUNT RETURNS	NO	YDS	AVG	LG	TD
Graham	1	1	1.0	1	0

KICKOFF RET.	NO	YDS	AVG	LG	TD
Lewis	2	47	23.5	28	0
Green	1	18	18.0	18	0

PASSING (CHI)	ATT	COMP	YDS	PCT	TD	INT	LG	SK/YDS
Walsh	23	15	221	65.2	2	1	52	1/7

PASSING (MIN)	ATT	COMP	YDS	PCT	TD	INT	LG	SK/YDS
Moon	52	29	292	55.8	2	2	38	2/11
Salisbury	9	4	59	44.4	0	0	18	0/0

## Minnesota Vikings

RUSHING	NO	YDS	AVG	LG	TD
Allen	12	27	2.3	10	0
Graham	4	13	3.3	9	0
Moon	2	9	4.5	9	0
Smith	1	0	0.0	0	0

RECEIVING	NO	YDS	AVG	LG	TD
Lee	11	159	14.5	38	1
Carter	8	61	7.6	19	1
P. Jordan	4	35	8.8	16	0
Reed	3	39	13.0	18	0
Ismail	3	29	9.7	20	0
S. Jordan	2	16	8.0	11	0
Palmer	1	11	11.0	11	0
Allen	1	1	1.0	1	0

INTERCEPTIONS	NO	YDS	AVG	LG	TD
Parker	1	10	10.0	10	0

PUNTING	NO	YDS	AVG	LG	IN20	TB
Saxon	4	131	32.8	34	3	0

PUNT RETURNS	NO	YDS	AVG	LG	TD
Palmer	0	0	0.0	0	0

KICKOFF RET.	NO	YDS	AVG	LG	TD
Smith	6	132	22.0	58	0

TEAM STATISTICS	CHI	MIN
<b>Total First Downs</b>	<b>18</b>	<b>22</b>
By Rushing	5	3
By Passing	11	18
By Penalty	2	1
Third Down: Md/Att.	5/11	11/20
Third Down: Eff.	45%	55%
<b>Total Net Yards</b>	<b>308</b>	<b>389</b>
Total Offensive Plays	54	87
Average Per Play	5.7	4.2
<b>Net Yards Rushing</b>	<b>94</b>	<b>49</b>
Total Rushing Plays	30	19
Avg. Per Rush	3.1	2.6
<b>Net Yards Passing</b>	<b>214</b>	<b>340</b>
Sacked/Yards Lost	1/7	2/11
Gross Yards Passing	221	351
Att.-Comp.-Int.	23-15-1	61-33-2
Completion Pct.	65.2	54.1
<b>Punts/Average</b>	<b>3/38.7</b>	<b>4/32.8</b>
<b>Penalties/Yards</b>	<b>6/30</b>	<b>11/85</b>
<b>Fumbles/Lost</b>	<b>1/1</b>	<b>3/2</b>
<b>Field Goals</b>	<b>29, 48</b>	

\_ Denotes Converted Field Goal

## Chicago Bears Starting Lineups

<b>WR</b> J. Graham	<b>LE</b> T. Armstrong
<b>LT</b> A. Heck	<b>LT</b> C. Simpson
<b>LG</b> T. Perry	<b>RT</b> C. Zorich
<b>C</b> J. Fontenot	<b>RE</b> A. Spellman
<b>RG</b> J. Leeuwenburg	<b>WLB</b> J. Cain
<b>RT</b> J. Williams	<b>MLB</b> D. Jones
<b>TE</b> M. Cook	<b>SLB</b> V. Smith
<b>WR</b> C. Conway	<b>LCB</b> D. Woolford
<b>QB</b> S. Walsh	<b>RCB</b> M. Douglass
<b>FB</b> R. Harris	<b>SS</b> S. Gayle
<b>RB</b> L. Tillman	<b>FS</b> M. Carrier

## Minnesota Vikings Starting Lineups

<b>TE</b> S. Jordan	<b>LE</b> R. Harris
<b>TE</b> A. Jordan	<b>LT</b> H. Thomas
<b>LT</b> T. Steuissie	<b>RT</b> J. Randle
<b>LG</b> R. McDaniel	<b>RE</b> J. Harris
<b>C</b> J. Christy	<b>SLB</b> C. Jenkins
<b>RG</b> B. Dafney	<b>MLB</b> J. Del Rio
<b>RT</b> C. Hinton	<b>WLB</b> E. McDaniel
<b>TE</b> J. Gerek	<b>LCB</b> A. Parker
<b>WR</b> C. Carter	<b>RCB</b> D. Washington
<b>QB</b> W. Moon	<b>SS</b> T. Scott
<b>RB</b> T. Allen	<b>FS</b> V. Glenn



# CHICAGO BEARS PLAYOFF SUMMARY

## 1994 NFC Divisional

## San Francisco 49ers 44, Chicago Bears 15

January 7, 1995

Candlestick Park

Attendance: 64,644

Weather: 60 degrees; wind S 17 mph

	1	2	3	4	Final
Chicago Bears	3	0	0	12	15
San Francisco 49ers	7	23	7	7	44

Team	Q	Play	CHI	SF
CHI	1	Butler 39-yard field goal	3	0
SF	1	Floyd 2-yard run (Brien kick)	3	7
SF	2	Jones 8-yard pass from Young (kick failed)	3	13
SF	2	Floyd 4-yard run (Brien kick)	3	20
SF	2	Brien 36-yard field goal	3	23
SF	2	Young 6-yard run (Brien kick)	3	30
SF	3	Floyd 1-yard run (Brien kick)	3	37
CHI	4	Flanigan 2-yard pass from Kramer (Two-pt failed)	9	37
SF	4	Walker 1-yard run (Brien kick)	9	44
CHI	4	Tillman 1-yard run (Two-pt failed)	15	44

### FINAL INDIVIDUAL STATISTICS

#### Chicago Bears

RUSHING	NO	YDS	AVG	LG	TD
Harris	8	26	3.3	11	0
Tillman	6	5	0.8	3	1
Green	2	8	4.0	5	0
Walsh	1	0	0.0	0	0
T. Carter	1	0	0.0	0	0

RECEIVING	NO	YDS	AVG	LG	TD
Green	5	43	8.6	22	0
Wetnight	5	39	7.8	19	0
Harris	5	24	4.8	10	0
Graham	4	33	8.3	13	0
Waddle	3	49	16.3	20	0
Conway	3	25	8.3	9	0
Jennings	2	20	10.0	14	0
Tillman	1	4	4.0	4	0
Flanigan	1	2	2.0	2t	1

INTERCEPTIONS	NO	YDS	AVG	LG	TD
None					

PUNTING	NO	YDS	AVG	LG	IN20	TB
Gardocki	4	147	36.8	50	0	0

PUNT RETURNS	NO	YDS	AVG	LG	TD
Graham	0	0	0.0	0	0

KICKOFF RET.	NO	YDS	AVG	LG	TD
Lewis	5	125	25.0	32	0
Green	1	12	12.0	12	0

PASSING (CHI)	ATT	COMP	YDS	PCT	TD	INT	LG	SK/YDS
Kramer	28	19	161	67.9	1	0	20	4/31
Walsh	19	10	78	52.6	0	2	22	0/0

PASSING (SF)	ATT	COMP	YDS	PCT	TD	INT	LG	SK/YDS
Young	22	16	143	72.3	1	0	18	1/5
Grbac	4	2	47	50.0	0	0	44	0/0

#### San Francisco 49ers

RUSHING	NO	YDS	AVG	LG	TD
Watters	11	55	5.0	15	0
Floyd	10	25	2.5	5	3
Young	5	32	6.4	7	1
Grbac	4	-5	-1.3	0	0
Carter	3	20	6.7	23	0
Walker	3	3	1.0	2	1
Taylor	1	15	15.0	15	0

RECEIVING	NO	YDS	AVG	LG	TD
Jones	5	26	5.2	11	1
Taylor	4	51	12.8	15	0
Rice	4	48	12.0	18	0
Watters	3	18	6.0	11	0
D. Carter	1	44	44.0	44	0
Popson	1	3	3.0	3	0

INTERCEPTIONS	NO	YDS	AVG	LG	TD
Hanks	1	31	31.0	31	0
Davis	1	0	0.0	0	0

PUNTING	NO	YDS	AVG	LG	IN20	TB
Wilmsmeyer	2	77	38.5	39	0	1

PUNT RETURNS	NO	YDS	AVG	LG	TD
D. Carter	2	6	3.0	6	0

KICKOFF RET.	NO	YDS	AVG	LG	TD
Walker	1	14	14.0	14	0
D. Carter	1	10	10.0	10	0

TEAM STATISTICS	CHI	SF
<b>Total First Downs</b>	<b>20</b>	<b>27</b>
By Rushing	4	13
By Passing	13	11
By Penalty	3	3
Third Down: Md/Att.	8/16	4/9
Third Down: Eff.	50%	44%
<b>Total Net Yards</b>	<b>247</b>	<b>330</b>
Total Offensive Plays	69	64
Average Per Play	3.6	5.2
<b>Net Yards Rushing</b>	<b>39</b>	<b>145</b>
Total Rushing Plays	18	37
Avg. Per Rush	2.2	3.9
<b>Net Yards Passing</b>	<b>208</b>	<b>185</b>
Sacked/Yards Lost	4/31	1/5
Gross Yards Passing	239	190
Att.-Comp.-Int.	47-29-2	26-18-0
Completion Pct.	61.7	69.2
<b>Punts/Average</b>	<b>4/36.8</b>	<b>2/38.5</b>
<b>Penalties/Yards</b>	<b>4/32</b>	<b>3/16</b>
<b>Fumbles/Lost</b>	<b>2/0</b>	<b>3/1</b>
<b>Field Goals</b>	<b>3/9</b>	<b>3/6</b>

\_ Denotes Converted Field Goal

#### Chicago Bears Starting Lineups

<b>WR</b> J. Graham	<b>LE</b> T. Armstrong
<b>LT</b> A. Heck	<b>LT</b> C. Simpson
<b>LG</b> T. Perry	<b>RT</b> C. Zorich
<b>C</b> J. Fontenot	<b>RE</b> A. Spellman
<b>RG</b> J. Leeuwenburg	<b>WLB</b> J. Cain
<b>RT</b> J. Williams	<b>MLB</b> D. Jones
<b>TE</b> K. Jennings	<b>SLB</b> V. Smith
<b>WR</b> C. Conway	<b>LCB</b> D. Woolford
<b>QB</b> S. Walsh	<b>RCB</b> J. Lincoln
<b>FB</b> R. Harris	<b>SS</b> S. Gayle
<b>TE</b> R. Wetnight	<b>FS</b> M. Carrier

#### San Francisco 49ers Starting Lineups

<b>SE</b> J. Taylor	<b>LE</b> D. Brown
<b>LT</b> S. Wallace	<b>LT</b> B. Young
<b>LG</b> J. Sapolu	<b>RT</b> D.
<b>C</b> B. Oates	Stubblefield
<b>RG</b> D. Deese	<b>RE</b> R. Jackson
<b>RT</b> H. Barton	<b>LLB</b> L. Woodall
<b>TE</b> B. Jones	<b>MLB</b> G. Plummer
<b>FL</b> J. Rice	<b>RLB</b> K. Norton
<b>QB</b> S. Young	<b>LCB</b> E. Davis
<b>RB</b> R. Watters	<b>RCB</b> D. Sanders
<b>FB</b> W. Floyd	<b>SS</b> T. McDonald
	<b>FS</b> M. Hanks



## 2001 NFC Divisional

## Philadelphia Eagles 33, Chicago Bears 19

January 19, 2002

Soldier Field

Attendance: 66,944

Weather: 31 degrees; wind W 8 mph

	1	2	3	4	Final
Philadelphia Eagles	6	7	7	13	33
Chicago Bears	0	7	7	5	19

Team	Q	Play	PHI	CHI
PHI	1	Akers 34-yard field goal	3	0
PHI	1	Akers 23-yard field goal	6	0
CHI	2	Merritt 47-yard run (Edinger kick)	6	7
PHI	2	Martin 13-yard pass from McNabb (Akers kick)	13	7
CHI	3	Azumah 39-yard interception return (Edinger kick)	13	14
PHI	3	Staley 6-yard pass from McNabb (Akers kick)	20	14
CHI	4	Edinger 38-yard field goal	20	17
PHI	4	Akers 40-yard field goal	23	17
PHI	4	Akers 46-yard field goal	26	17
PHI	4	McNabb 5-yard run (Akers kick)	33	17
CHI	4	Safety, Landeta OB in end zone	33	19

## FINAL INDIVIDUAL STATISTICS

## Chicago Bears

RUSHING	NO	YDS	AVG	LG	TD
Thomas	15	36	2.4	6	0
Johnson	3	7	2.3	3	0
Allen	2	7	3.5	4	0
Merritt	1	47	47.0	47	1
White	1	15	15.0	15	0
Matthews	1	-1	-1.0	-1	0

RECEIVING	NO	YDS	AVG	LG	TD
White	4	30	7.5	12	0
Booker	2	18	9.0	14	0
Terrell	2	18	9.0	11	0
Thomas	1	11	11.0	11	0
Allen	1	9	9.0	9	0
Baxter	1	3	3.0	3	0

INTERCEPTIONS	NO	YDS	AVG	LG	TD
Azumah	1	39	39.0	39	1

PUNTING	NO	YDS	AVG	LG	IN20	TB
Maynard	5	191	38.2	54	1	0

PUNT RETURNS	NO	YDS	AVG	LG	TD
McQuarters	1	10	10.0	10	0
Johnson	1	3	3.0	3	0

KICKOFF RET.	NO	YDS	AVG	LG	TD
Denson	6	120	20.0	24	0
Johnson	2	60	30.0	32	0

PASSING (CHI)	ATT	COMP	YDS	PCT	TD	INT	LG	SK/YDS	RATING
Matthews	17	8	66	47.1	0	2	12	1/9	17.9
Miller	5	3	23	60.0	0	1	14	1/7	31.7

PASSING (PHI)	ATT	COMP	YDS	PCT	TD	INT	LG	SK/YDS	RATING
McNabb	40	26	262	65.0	2	1	43	2/13	89.8

## Philadelphia Eagles

RUSHING	NO	YDS	AVG	LG	TD
Staley	18	66	3.7	13	0
McNabb	8	37	4.6	14	1
Buckhalter	3	5	1.7	2	0
Reader	1	-1	-1.0	-1	0
Landeta	1	-20	-20.0	-20	0

RECEIVING	NO	YDS	AVG	LG	TD
Staley	7	54	7.7	14	1
Thrash	5	73	14.6	43	0
Lewis	3	32	10.7	14	0
Martin	3	18	6.0	13	1
Thomason	2	39	19.5	30	0
Pinkston	2	19	9.5	13	0
Mitchell	2	14	7.0	8	0
Buckhalter	2	13	6.5	9	0

INTERCEPTIONS	NO	YDS	AVG	LG	TD
Moore	1	18	18.0	18	0
Cook	1	15	15.0	15	0
Emmons	1	0	0.0	0	0

PUNTING	NO	YDS	AVG	LG	IN20	TB
Landeta	4	166	41.5	49	1	0

PUNT RETURNS	NO	YDS	AVG	LG	TD
Mitchell	2	27	13.5	15	0

KICKOFF RET.	NO	YDS	AVG	LG	TD
Mitchell	4	84	21.0	30	0

TEAM STATISTICS	CHI	PHI
<b>Total First Downs</b>	<b>10</b>	<b>19</b>
By Rushing	6	6
By Passing	2	13
By Penalty	2	0
Third Down: Md/Att.	5/14	4/15
Third Down: Eff.	36%	27%
<b>Total Net Yards</b>	<b>184</b>	<b>336</b>
Total Offensive Plays	47	73
Average Per Play	3.9	4.6
<b>Net Yards Rushing</b>	<b>111</b>	<b>87</b>
Total Rushing Plays	23	31
Avg. Per Rush	4.8	2.8
<b>Net Yards Passing</b>	<b>73</b>	<b>249</b>
Sacked/Yards Lost	2/16	2/13
Gross Yards Passing	89	262
Att.-Comp.-Int.	22-11-3	40-26-1
Completion Pct.	50.0	65.0
<b>Punts/Average</b>	<b>5/38.2</b>	<b>4/41.5</b>
<b>Penalties/Yards</b>	<b>1/5</b>	<b>6/60</b>
<b>Fumbles/Lost</b>	<b>1/1</b>	<b>0/0</b>
<b>Field Goals</b>	<b>3/8</b>	<b>3/4, 2/3</b>
	<b>40, 46</b>	

\_ Denotes Converted Field Goal

## Chicago Bears Starting Lineups

<b>WR</b> D. Terrell	<b>LE</b> B. Robinson
<b>LT</b> B. Brockermeyer	<b>LT</b> T. Washington
<b>LG</b> R. Tucker	<b>RT</b> K. Taylor
<b>C</b> O. Kreuzt	<b>RE</b> P. Daniels
<b>RG</b> C. Villarrial	<b>WLB</b> W. Holdman
<b>RT</b> J. Williams	<b>MLB</b> B. Urlacher
<b>TE</b> F. Baxter	<b>SLB</b> R. Colvin
<b>WR</b> M. Booker	<b>LCB</b> R. McQuarters
<b>QB</b> J. Miller	<b>RCB</b> W. Harris
<b>RB</b> A. Thomas	<b>SS</b> T. Parrish
<b>TE</b> J. Davis	<b>FS</b> M. Brown

## Philadelphia Eagles Starting Lineups

<b>WR</b> T. Pinkston	<b>LE</b> B. Whiting
<b>LT</b> Tr. Thomas	<b>LT</b> C. Simon
<b>LG</b> J. Welbourn	<b>RT</b> P. Grasmanis
<b>C</b> H. Fraley	<b>RE</b> H. Douglas
<b>RG</b> J. Mayberry	<b>WLB</b> M. Caldwell
<b>RT</b> J. Runyan	<b>MLB</b> J. Trotter
<b>TE</b> C. Lewis	<b>SLB</b> C. Emmons
<b>WR</b> J. Thrash	<b>LCB</b> T. Vincent
<b>QB</b> D. McNabb	<b>RCB</b> B. Taylor
<b>RB</b> D. Staley	<b>FS</b> B. Dawkins
<b>FB</b> C. Martin	<b>SS</b> D. Moore



# CHICAGO BEARS PLAYOFF SUMMARY

## 2005 NFC Divisional

## Carolina Panthers 29, Chicago Bears 21

January 15, 2006

Soldier Field

Attendance: 62,209

Weather: 40 degrees; wind SE 15 mph

	1	2	3	4	Final
Carolina Panthers	7	9	7	6	29
Chicago Bears	0	7	7	7	21

Team	Q	Play	CAR	CHI
CAR	1	Smith 58-yard pass from Delhomme (Kasay kick)	7	0
CAR	2	Kasay 20-yard field goal	10	0
CAR	2	Kasay 38-yard field goal	13	0
CHI	2	Peterson 1-yard run (Gould kick)	13	7
CAR	2	Kasay 37-yard field goal	16	7
CHI	3	Clark 1-yard pass from Grossman (Gould kick)	16	14
CAR	3	Smith 39-yard pass from Delhomme (Kasay kick)	23	14
CHI	4	McKie 3-yard run (Gould kick)	23	21
CAR	4	Mangum 1-yard pass from Delhomme (kick failed)	29	21

### FINAL INDIVIDUAL STATISTICS

#### Chicago Bears

RUSHING	NO	YDS	AVG	LG	TD
Jones	20	80	4.0	24	0
Peterson	5	9	1.8	5	1
Grossman	1	5	5.0	5	0
McKie	1	3	3.0	3t	1

RECEIVING	NO	YDS	AVG	LG	TD
Berrian	5	68	13.6	17	0
Muhammad	3	58	19.3	24	0
Jones	3	30	10.0	27	0
Gage	3	28	9.3	24	0
Clark	2	5	2.5	4	1
Peterson	1	3	3.0	3	0

INTERCEPTIONS	NO	YDS	AVG	LG	TD
Urlacher	1	20	20.0	20	0

PUNTING	NO	YDS	AVG	LG	IN20	TB
Maynard	7	246	35.1	54	0	0

PUNT RETURNS	NO	YDS	AVG	LG	TD
Vasher	2	1	0.5	6	0

KICKOFF RET.	NO	YDS	AVG	LG	TD
Davis	5	115	23.0	31	0
Peterson	1	17	17.0	17	0

PASSING (CHI) ATT	COMP	YDS	PCT	TD	INT	LG	SK/YDS	RATING
Grossman	41	17	192	41.5	1	1	27	1/7 54.1

PASSING (CAR) ATT	COMP	YDS	PCT	TD	INT	LG	SK/YDS	RATING
Delhomme	33	24	319	72.7	3	1	58t	1/8 120.6

#### Carolina Panthers

RUSHING	NO	YDS	AVG	LG	TD
Foster	16	54	3.4	17	0
Goings	10	34	3.4	10	0
Smith	3	26	8.7	22	0
Delhomme	2	9	4.5	9	0

RECEIVING	NO	YDS	AVG	LG	TD
Smith	12	218	18.2	58t	2
Proehl	3	28	9.3	11	0
Carter	2	43	21.5	29	0
Hoover	2	13	6.5	7	0
Goings	1	14	14.0	14	0
Colbert	1	9	9.0	9	0
Foster	1	3	3.0	3	0
Mangum	1	1	1.0	1t	1
Robertson	1	-10	-10.0	-10	0

INTERCEPTIONS	NO	YDS	AVG	LG	TD
Lucas	1	1	1.0	1	0

PUNTING	NO	YDS	AVG	LG	IN20	TB
Baker	5	206	41.2	47	3	1

PUNT RETURNS	NO	YDS	AVG	LG	TD
Smith	2	-1	-0.5	0	0

KICKOFF RET.	NO	YDS	AVG	LG	TD
Robertson	4	100	25.0	34	0

TEAM STATISTICS	CAR	CHI
<b>Total First Downs</b>	<b>21</b>	<b>23</b>
By Rushing	6	6
By Passing	14	11
By Penalty	1	6
Third Down: Md/Att.	5/12	3/13
Third Down: Eff.	42%	23%
<b>Total Net Yards</b>	<b>434</b>	<b>282</b>
Total Offensive Plays	65	69
Average Per Play	6.7	4.1
<b>Net Yards Rushing</b>	<b>123</b>	<b>97</b>
Total Rushing Plays	31	27
Avg. Per Rush	4.0	3.6
<b>Net Yards Passing</b>	<b>311</b>	<b>185</b>
Sacked/Yards Lost	1/8	1/7
Gross Yards Passing	319	192
Att.-Comp.-Int.	33-24-1	41-17-1
Completion Pct.	72.7	41.5
<b>Punts/Average</b>	<b>5/41.2</b>	<b>7/35.1</b>
<b>Penalties/Yards</b>	<b>9/50</b>	<b>4/19</b>
<b>Fumbles/Lost</b>	<b>3/0</b>	<b>0/0</b>
<b>Field Goals</b>	<b>2/0</b>	<b>3/2</b>
_ Denotes Converted Field Goal		

#### Chicago Bears Starting Lineups

<b>WR</b> M. Muhammad	<b>LE</b> A. Ogunleye
<b>LT</b> J. Tait	<b>LT</b> T. Harris
<b>LG</b> R. Brown	<b>RT</b> I. Scott
<b>C</b> O. Kreutz	<b>RE</b> A. Brown
<b>RG</b> R. Garza	<b>WLB</b> L. Briggs
<b>RT</b> F. Miller	<b>MLB</b> B. Urlacher
<b>TE</b> D. Clark	<b>SLB</b> H. Hillenmeyer
<b>WR</b> J. Gage	<b>LCB</b> C. Tillman
<b>QB</b> R. Grossman	<b>RCB</b> N. Vasher
<b>RB</b> T. Jones	<b>SS</b> M. Brown
<b>TE</b> J. McKie	<b>FS</b> C. Harris

#### Carolina Panthers Starting Lineups

<b>WR</b> S. Smith	<b>LE</b> J. Peppers
<b>LT</b> T. Wharton	<b>LT</b> B. Buckner
<b>LG</b> M. Wahle	<b>RT</b> J. Carstens
<b>C</b> J. Mitchell	<b>RE</b> M. Rucker
<b>RG</b> T. Reyes	<b>WLB</b> W. Witherspoon
<b>RT</b> J. Gross	<b>MLB</b> D. Morgan
<b>WR</b> M. Gaines	<b>SLB</b> B. Short
<b>WR</b> K. Colbert	<b>LCB</b> C. Gamble
<b>QB</b> J. Delhomme	<b>RCB</b> K. Lucas
<b>RB</b> D. Foster	<b>SS</b> M. McCree
<b>FB</b> B. Hoover	<b>FS</b> M. Minter





## 2006 NFC Divisional

## Chicago Bears 27, Seattle Seahawks 24 ot

January 14, 2007

Soldier Field

Attendance: 62,184

Weather: 32 degrees; wind N 8 mph

	1	2	3	4	OT	Final
Seattle Seahawks	0	14	10	0	0	24
Chicago Bears	7	14	0	3	3	27

Team	Q	Play	SEA	CHI
CHI	1	Jones 9-yard run (Gould kick)	0	7
SEA	2	Burleson 16-yard pass from Hasselbeck (Brown kick)	7	7
CHI	2	Berrian 68-yard pass from Grossman (Gould kick)	7	14
SEA	2	Alexander 4-yard run (Brown kick)	14	14
CHI	2	Jones 7-yard run (Gould kick)	14	21
SEA	3	Brown 40-yard field goal	17	21
SEA	3	Alexander 13-yard run (Brown kick)	24	21
CHI	4	Gould 41-yard field goal	24	24
CHI	5	Gould 49-yard field goal	24	27

## FINAL INDIVIDUAL STATISTICS

## Chicago Bears

RUSHING	NO	YDS	AVG	LG	TD
Jones	21	66	3.1	9	2
Benson	12	45	3.8	12	0
Davis	1	9	9.0	9	0

RECEIVING	NO	YDS	AVG	LG	TD
Berrian	5	105	21.0	68t	1
Davis	4	84	21.0	37	0
Muhammad	3	38	12.7	21	0
Benson	3	24	8.0	11	0
Jones	2	6	3.0	3	0
Clark	1	13	13.0	13	0
Bradley	1	5	5.0	5	0
Reid	1	5	5.0	5	0
McKie	1	2	2.0	2	0

INTERCEPTIONS	NO	YDS	AVG	LG	TD
R. Manning	1	6	6.0	6	0

PUNTING	NO	YDS	AVG	LG	IN20	TB
Maynard	6	242	40.3	51	1	1

PUNT RETURNS	NO	YDS	AVG	LG	TD
Hester	3	5	1.7	5	0

KICKOFF RET.	NO	YDS	AVG	LG	TD
Hester	3	53	17.7	20	0
Reid	1	20	20.0	20	0

PASSING (CHI) ATT	COMP	YDS	PCT	TD	INT	LG	SK/YDS	RATING	
Grossman	38	21	282	55.2	1	1	68t	3/31	76.9

PASSING (SEA) ATT	COMP	YDS	PCT	TD	INT	LG	SK/YDS	RATING	
Hasselbeck	33	18	195	54.5	1	1	24	3/16	69.6

## Seattle Seahawks

RUSHING	NO	YDS	AVG	LG	TD
Alexander	26	108	4.2	13t	2
Morris	4	11	2.8	6	0
Hasselbeck	1	8	8.0	8	0

RECEIVING	NO	YDS	AVG	LG	TD
Jackson	4	49	12.3	24	0
Branch	4	48	12.0	22	0
Engram	3	32	10.7	16	0
Heller	3	20	6.7	10	0
Stevens	2	18	9.0	10	0
Burleson	1	16	16.0	16t	1
Alexander	1	12	12.0	0	0

INTERCEPTIONS	NO	YDS	AVG	LG	TD
Hunter	1	16	16.0	16	0

PUNTING	NO	YDS	AVG	LG	IN20	TB
Plackemeier	6	218	36.3	56	2	0

PUNT RETURNS	NO	YDS	AVG	LG	TD
Burleson	3	2	0.7	2	0

KICKOFF RET.	NO	YDS	AVG	LG	TD
Burleson	6	166	27.7	41	0

TEAM STATISTICS	SEA	CHI
<b>Total First Downs</b>	<b>18</b>	<b>21</b>
By Rushing	12	8
By Passing	6	10
By Penalty	0	3
Third Down: Md/Att.	5/15	8/20
Third Down: Eff.	33%	40%
<b>Total Net Yards</b>	<b>306</b>	<b>371</b>
Total Offensive Plays	67	75
Average Per Play	4.6	4.9
<b>Net Yards Rushing</b>	<b>127</b>	<b>120</b>
Total Rushing Plays	31	34
Avg. Per Rush	4.1	3.5
<b>Net Yards Passing</b>	<b>179</b>	<b>251</b>
Sacked/Yards Lost	3/16	3/31
Gross Yards Passing	195	282
Att.-Comp.-Int.	33-18-1	38-21-1
Completion Pct.	54.5	55.2
<b>Punts/Average</b>	<b>6/36.3</b>	<b>6/40.3</b>
<b>Penalties/Yards</b>	<b>4/16</b>	<b>5/40</b>
<b>Fumbles/Lost</b>	<b>0/0</b>	<b>4/1</b>
<b>Field Goals</b>	<b>40</b>	<b>41, 49</b>

\_ Denotes Converted Field Goal

## Chicago Bears Starting Lineups

<b>WR</b> M. Muhammad	<b>LE</b> A. Ogunleye
<b>LT</b> J. Tait	<b>LT</b> Ta. Johnson
<b>LG</b> R. Brown	<b>RT</b> I. Scott
<b>C</b> O. Kreutz	<b>RE</b> A. Brown
<b>RG</b> R. Garza	<b>WLB</b> L. Briggs
<b>RT</b> F. Miller	<b>MLB</b> B. Urlacher
<b>TE</b> D. Clark	<b>SLB</b> H. Hillenmeyer
<b>WR</b> B. Berrian	<b>LCB</b> C. Tillman
<b>QB</b> R. Grossman	<b>RCB</b> N. Vasher
<b>RB</b> T. Jones	<b>SS</b> C. Harris
<b>FB</b> J. McKie	<b>FS</b> D. Manning

## Seattle Seahawks Starting Lineups

<b>WR</b> D. Branch	<b>LE</b> B. Fisher
<b>LT</b> W. Jones	<b>LT</b> C. Darby
<b>LG</b> R. Sims	<b>RT</b> R. Bernard
<b>C</b> C. Spencer	<b>RE</b> G. Wistrom
<b>RG</b> C. Gray	<b>WLB</b> L. Hill
<b>TE</b> S. Locklear	<b>MLB</b> L. Tatupu
<b>RT</b> J. Stevens	<b>SLB</b> J. Peterson
<b>TE</b> W. Heller	<b>LCB</b> J. Babineaux
<b>WR</b> D. Jackson	<b>RCB</b> K. Jennings
<b>QB</b> M. Hasselbeck	<b>SS</b> M. Boulware
<b>RB</b> S. Alexander	<b>FS</b> K. Hamlin



# CHICAGO BEARS PLAYOFF SUMMARY

## 2006 NFC Championship

## Chicago Bears 39, New Orleans Saints 14

January 21, 2007

Soldier Field

Attendance: 61,817

Weather: 28 degrees; wind E 10 mph

	1	2	3	4	Final
New Orleans Saints	0	7	7	0	14
Chicago Bears	3	13	2	21	39

Team	Q	Play	NO	CHI
CHI	1	Gould 19-yard field goal	0	3
CHI	2	Gould 43-yard field goal	0	6
CHI	2	Gould 24-yard field goal	0	9
CHI	2	Jones 2-yard run (Gould kick)	0	16
NO	2	Colston 13-yard pass from Brees (Carney kick)	7	16
NO	3	Bush 88-yard pass from Brees (Carney kick)	14	16
CHI	3	Penalty of Brees enforced in end zone for safety	14	18
CHI	4	Berrian 33-yard pass from Grossman (Gould kick)	14	25
CHI	4	Benson 12-yard run (Gould kick)	14	32
CHI	4	Jones 15-yard run (Gould kick)	14	39

### FINAL INDIVIDUAL STATISTICS

#### Chicago Bears

RUSHING	NO	YDS	AVG	LG	TD
Jones	19	123	6.5	33	2
Benson	24	60	2.5	12t	1
Davis	1	16	16.0	16	0
Grossman	2	-3	-1.5	-1	0

RECEIVING	NO	YDS	AVG	LG	TD
Berrian	5	85	17.0	33t	1
McKie	3	6	2.0	4	0
Clark	1	30	30.0	30	0
Muhammad	1	20	20.0	20	0
Gilmore	1	3	3.0	3	0

INTERCEPTIONS	NO	YDS	AVG	LG	TD
Vasher	1	0	0.0	0	0

PUNTING	NO	YDS	AVG	LG	IN20	TB
Maynard	7	332	47.4	66	4	1

PUNT RETURNS	NO	YDS	AVG	LG	TD
Hester	2	24	12.0	14	0

KICKOFF RET.	NO	YDS	AVG	LG	TD
Hester	3	39	13.0	19	0

PASSING (CHI)	ATT	COMP	YDS	PCT	TD	INT	LG	SK/YDS	RATING
Grossman	26	11	144	42.3	1	0	33t	0/0	73.2

PASSING (NO)	ATT	COMP	YDS	PCT	TD	INT	LG	SK/YDS	RATING
Brees	49	27	354	55.1	2	1	88t	3/35	83.2

#### New Orleans Saints

RUSHING	NO	YDS	AVG	LG	TD
Bush	4	19	4.8	12	0
McAllister	6	18	3.0	6	0
Karney	1	11	11.0	11	0
Brees	1	8	8.0	8	0

RECEIVING	NO	YDS	AVG	LG	TD
Bush	7	132	18.9	88t	1
Colston	5	63	12.6	29	1
Miller	4	31	7.8	12	0
Copper	3	29	9.7	14	0
McAllister	3	27	9.0	15	0
Henderson	2	57	28.5	40	0
Campbell	2	6	3.0	5	0
Karney	1	9	9.0	9	0

INTERCEPTIONS	NO	YDS	AVG	LG	TD
None					

PUNTING	NO	YDS	AVG	LG	IN20	TB
Weatherford	5	194	38.8	45	1	1

PUNT RETURNS	NO	YDS	AVG	LG	TD
Bush	3	10	3.3	8	0
Lewis	1	5	5.0	5	0

KICKOFF RET.	NO	YDS	AVG	LG	TD
Lewis	7	132	18.9	25	0

TEAM STATISTICS	NO	CHI
<b>Total First Downs</b>	<b>15</b>	<b>18</b>
By Rushing	3	12
By Passing	12	6
By Penalty	0	0
Third Down: Md/Att.	5/13	3/16
Third Down: Eff.	38%	19%
<b>Total Net Yards</b>	<b>375</b>	<b>340</b>
Net Offensive Plays	64	72
Average Per Play	5.9	4.7
<b>Net Yards Rushing</b>	<b>56</b>	<b>196</b>
Total Rushing Plays	12	46
Avg. Per Rush	4.7	4.3
<b>Net Yards Passing</b>	<b>319</b>	<b>144</b>
Sacked/Yards Lost	3/35	0/0
Gross Yards Passing	354	144
Att.-Comp.-Int.	49-27-1	26-11-0
Completion Pct.	55.1	42.3
<b>Punts/Average</b>	<b>5/38.8</b>	<b>7/47.4</b>
<b>Penalties/Yards</b>	<b>7/47</b>	<b>1/5</b>
<b>Fumbles/Lost</b>	<b>4/3</b>	<b>1/0</b>
<b>Field Goals</b>	<b>47</b>	<b>19, 43</b>

\_ Denotes Converted Field Goal

#### Chicago Bears Starting Lineups

<b>WR</b> M. Muhammad	<b>LE</b> A. Ogunleye
<b>LT</b> J. Tait	<b>LT</b> Ta. Johnson
<b>LG</b> R. Brown	<b>RT</b> I. Scott
<b>C</b> O. Kretz	<b>RE</b> A. Brown
<b>RG</b> R. Garza	<b>WLB</b> L. Briggs
<b>RT</b> F. Miller	<b>MLB</b> B. Urlacher
<b>TE</b> D. Clark	<b>DB</b> R. Manning
<b>WR</b> B. Berrian	<b>LCB</b> C. Tillman
<b>QB</b> R. Grossman	<b>RCB</b> N. Vasher
<b>RB</b> T. Jones	<b>SS</b> C. Harris
<b>FB</b> J. McKie	<b>FS</b> D. Manning

#### New Orleans Saints Starting Lineups

<b>WR</b> M. Colston	<b>LE</b> C. Grant
<b>LT</b> J. Brown	<b>LT</b> H. Thomas
<b>LG</b> J. Nesbit	<b>RT</b> B. Young
<b>C</b> J. Faine	<b>RE</b> W. Smith
<b>RG</b> J. Evans	<b>WLB</b> S. Shanle
<b>RT</b> J. Stinchcomb	<b>MLB</b> M. Simoneau
<b>TE</b> M. Campbell	<b>SLB</b> S. Fujita
<b>WR</b> T. Copper	<b>LCB</b> M. McKenzie
<b>QB</b> D. Brees	<b>RCB</b> F. Thomas
<b>RB</b> D. McAllister	<b>SS</b> J. Bellamy
<b>RB</b> R. Bush	<b>FS</b> J. Bullocks



## Super Bowl XLI

## Indianapolis Colts 29, Chicago Bears 17

February 4, 2007

Dolphin Stadium

Attendance: 74,512

Weather: 67 degrees; wind N 10 mph, rain

	1	2	3	4	Final
Indianapolis Colts	6	10	6	7	29
Chicago Bears	14	0	3	0	17

Team	Q	Play	IND	CHI
CHI	1	Hester 92-yard kickoff return (Gould kick)	0	7
IND	1	Wayne 53-yard pass from Manning (kick aborted)	6	7
CHI	1	Muhammad 4-yard pass from Grossman (Gould kick)	6	14
IND	2	Vinatieri 29-yard field goal	9	14
IND	2	Rhodes 1-yard run (Vinatieri kick)	16	14
IND	3	Vinatieri 24-yard field goal	19	14
IND	3	Vinatieri 20-yard field goal	22	14
CHI	3	Gould 44-yard field goal	22	17
IND	4	Hayden 56-yard interception return (Vinatieri kick)	29	17

## FINAL INDIVIDUAL STATISTICS

## Chicago Bears

RUSHING	NO	YDS	AVG	LG	TD
Jones	15	112	7.5	52	0
Grossman	2	0	0.0	0	0
Benson	2	-1	-0.5	4	0

RECEIVING	NO	YDS	AVG	LG	TD
Clark	6	64	10.7	18	0
Berrian	4	38	9.5	14	0
Jones	4	18	4.5	14	0
Muhammad	3	35	11.7	22	1
McKie	2	8	4.0	4	0
Davis	1	2	2.0	2	0

INTERCEPTIONS	NO	YDS	AVG	LG	TD
C. Harris	1	6	6.0	6	0

PUNTING	NO	YDS	AVG	LG	IN20	TB
Maynard	5	226	45.2	58	0	1

PUNT RETURNS	NO	YDS	AVG	LG	TD
Hester	1	3	3.0	3	0

KICKOFF RET.	NO	YDS	AVG	LG	TD
Gilmore	2	12	6.0	9	0
Hester	1	92	92.0	92t	1
Davis	1	15	15.0	15	0
Peterson	1	10	10.0	10	0
Reid	1	9	9.0	9	0

PASSING (CHI) ATT	COMP	YDS	PCT	TD	INT	LG	SK/YDS	RATING
Grossman	28	20	165	71.4	1	2	22	1/11 68.3

PASSING (IND) ATT	COMP	YDS	PCT	TD	INT	LG	SK/YDS	RATING
Manning	38	25	247	65.7	1	1	53t	1/8 81.8

## Indianapolis Colts

RUSHING	NO	YDS	AVG	LG	TD
Rhodes	21	113	5.4	36	1
Addai	19	77	4.1	14	0
Clark	1	1	1.0	1	0
Manning	1	0	0.0	0	0

RECEIVING	NO	YDS	AVG	LG	TD
Addai	10	66	6.6	12	0
Harrison	5	59	11.8	22	0
Clark	4	36	9.0	17	0
Wayne	2	61	30.5	53t	1
Fletcher	2	9	4.5	6	0
Rhodes	1	8	8.0	8	0
Utecht	1	8	8.0	8	0

INTERCEPTIONS	NO	YDS	AVG	LG	TD
Hayden	1	56	56.0	56t	1
Sanders	1	38	38.0	38	0

PUNTING	NO	YDS	AVG	LG	IN20	TB
Smith	4	162	40.5	50	2	1

PUNT RETURNS	NO	YDS	AVG	LG	TD
Wilkins	3	42	14.0	18	0

KICKOFF RET.	NO	YDS	AVG	LG	TD
Wilkins	4	89	22.3	28	0

TEAM STATISTICS	IND	CHI
<b>Total First Downs</b>	<b>24</b>	<b>11</b>
By Rushing	12	3
By Passing	11	8
By Penalty	1	0
Third Down: Md/Att.	8/18	3/10
Third Down: Eff.	44%	30%
<b>Total Net Yards</b>	<b>430</b>	<b>265</b>
Total Offensive Plays	81	48
Average Per Play	5.3	5.5
<b>Net Yards Rushing</b>	<b>191</b>	<b>111</b>
Total Rushing Plays	42	19
Avg. Per Rush	4.5	5.8
<b>Net Yards Passing</b>	<b>239</b>	<b>154</b>
Sacked/Yards Lost	1/8	1/11
Gross Yards Passing	247	165
Att.-Comp.-Int.	38-25-1	28-20-2
Completion Pct.	65.7	71.4
<b>Punts/Average</b>	<b>4/40.5</b>	<b>5/45.2</b>
<b>Penalties/Yards</b>	<b>6/40</b>	<b>4/35</b>
<b>Fumbles/Lost</b>	<b>2/2</b>	<b>4/3</b>
<b>Field Goals</b>	<b>29, 36,</b>	<b>44</b>
	<b>24, 20</b>	

## Denotes Converted Field Goal

## Chicago Bears Starting Lineups

<b>WR</b> M. Muhammad	<b>LE</b> A. Ogunleye
<b>LT</b> J. Tait	<b>RT</b> Ta. Johnson
<b>LG</b> R. Brown	<b>RT</b> I. Scott
<b>C</b> O. Kreuzt	<b>RE</b> A. Brown
<b>RG</b> R. Garza	<b>WLB</b> L. Briggs
<b>RT</b> F. Miller	<b>MLB</b> B. Urlacher
<b>TE</b> D. Clark	<b>SLB</b> H. Hillenmeyer
<b>WR</b> B. Berrian	<b>LCB</b> C. Tillman
<b>QB</b> R. Grossman	<b>RCB</b> N. Vasher
<b>RB</b> T. Jones	<b>SS</b> C. Harris
<b>FB</b> J. McKie	<b>FS</b> D. Manning

## Indianapolis Colts Starting Lineups

<b>WR</b> R. Wayne	<b>LE</b> R. Mathis
<b>LT</b> T. Glenn	<b>LT</b> A. McFarland
<b>LG</b> R. Lilja	<b>RT</b> R. Brock
<b>C</b> J. Saturday	<b>RE</b> D. Freney
<b>RG</b> J. Scott	<b>WLB</b> C. June
<b>RT</b> R. Dlem	<b>MLB</b> G. Brackett
<b>TE</b> D. Clark	<b>SLB</b> R. Morris
<b>WR</b> M. Harrison	<b>LCB</b> N. Harper
<b>QB</b> P. Manning	<b>RCB</b> J. David
<b>RB</b> J. Addai	<b>SS</b> A. Bethea
<b>HB</b> B. Utecht	<b>FS</b> B. Sanders



# CHICAGO BEARS PLAYOFF SUMMARY

## 2010 NFC Divisional

## Chicago Bears 35, Seattle Seahawks 24

January 16, 2011

Soldier Field

Attendance: 62,265

Weather: 24 degrees; wind WNW 4 mph

	1	2	3	4	Final
Seattle Seahawks	0	0	3	21	24
Chicago Bears	14	7	7	7	35

Team	Q	Play	SEA	CHI
CHI	1	Olsen 58-yard pass from Cutler (Gould kick)	0	7
CHI	1	Taylor 1-yard run (Gould kick)	0	14
CHI	2	Cutler 6-yard run (Gould kick)	0	21
CHI	3	Cutler 9-yard run (Gould kick)	0	28
SEA	3	Mare 30-yard field goal	3	28
SEA	4	Williams 2-yard pass from Hasselbeck (Mare kick)	10	28
CHI	4	K. Davis 39-yard pass from Cutler (Gould kick)	10	35
SEA	4	Williams 3-yard pass from Hasselbeck (Mare kick)	17	35
SEA	4	Stokley 9-yard pass from Hasselbeck (Mare kick)	24	35

### FINAL INDIVIDUAL STATISTICS

#### Chicago Bears

RUSHING	NO	YDS	AVG	LG	TD
Forté	25	80	3.2	11	0
Taylor	11	44	4.0	11	1
Cutler	8	43	5.4	21	2
Bennett	1	9	9.0	9	0

RECEIVING	NO	YDS	AVG	LG	TD
Knox	4	48	12.0	18	0
Olsen	3	113	37.7	58	1
Forté	3	54	18.0	26	0
K. Davis	2	42	21.0	39	1
Hester	2	4	2.0	6	0
Bennett	1	13	13.0	13	0

INTERCEPTIONS	NO	YDS	AVG	LG	TD
None					

PUNTING	NO	YDS	AVG	LG	IN20	TB
Maynard	5	195	39.0	47	3	0

PUNT RETURNS	NO	YDS	AVG	LG	TD
Hester	2	30	15.0	26	0

KICKOFF RET.	NO	YDS	AVG	LG	TD
Manning	1	18	18.0	18	0
Hester	1	6	6.0	6	0
Knox	1	0	0.0	0	0

PASSING (CHI)	ATT	COMP	YDS	PCT	TD	INT	LG	SK/YDS	RATING
Cutler	28	15	274	53.6	2	0	58	3/13	111.3
Forté	1	0	0	0.0	0	1	0	0/0	0.0

PASSING (SEA)	ATT	COMP	YDS	PCT	TD	INT	LG	SK/YDS	RATING
Hasselbeck	46	26	258	56.5	3	0	46	2/16	94.3

#### Seattle Seahawks

RUSHING	NO	YDS	AVG	LG	TD
Tate	1	13	13.0	13	0
Forsett	4	9	2.3	8	0
Washington	1	9	9.0	9	0
Lynch	4	2	0.5	4	0
Robinson	1	1	1.0	1	0
Hasselbeck	1	0	0.0	0	0

RECEIVING	NO	YDS	AVG	LG	TD
Stokley	8	85	10.6	21	1
Obomanu	4	68	17.0	46	0
Williams	4	15	3.8	7	2
Morrah	3	25	8.3	10	0
Forsett	3	25	8.3	16	0
Carlson	1	14	14.0	14	0
Martin	1	13	13.0	13	0
Washington	1	10	10.0	10	0
Robinson	1	3	3.0	3	0

INTERCEPTIONS	NO	YDS	AVG	LG	TD
Curry	1	23	23.0	23	0

PUNTING	NO	YDS	AVG	LG	IN20	TB
Ryan	9	315	35.0	42	1	0

PUNT RETURNS	NO	YDS	AVG	LG	TD
Tate	1	11	11.0	11	0

KICKOFF RET.	NO	YDS	AVG	LG	TD
Washington	5	143	28.6	62	0

TEAM STATISTICS	SEA	CHI
<b>Total First Downs</b>	<b>18</b>	<b>21</b>
By Rushing	1	11
By Passing	14	10
By Penalty	3	0
Third Down: Md/Att.	3/14	10/18
Third Down: Eff.	21%	56%
<b>Total Net Yards</b>	<b>276</b>	<b>437</b>
Total Offensive Plays	60	77
Average Per Play	4.6	5.7
<b>Net Yards Rushing</b>	<b>34</b>	<b>176</b>
Total Rushing Plays	12	45
Avg. Per Rush	2.8	3.9
<b>Net Yards Passing</b>	<b>242</b>	<b>261</b>
Sacked/Yards Lost	2/16	3/13
Gross Yards Passing	258	274
Att.-Comp.-Int.	46-26-0	29-15-1
Completion Pct.	56.5	51.7
<b>Punts/Average</b>	<b>9/35.0</b>	<b>5/39.0</b>
<b>Penalties/Yards</b>	<b>3/20</b>	<b>8/71</b>
<b>Fumbles/Lost</b>	<b>1/0</b>	<b>2/0</b>
<b>Field Goals</b>	<b>3/0</b>	<b>3/0</b>

— Denotes Converted Field Goal

#### Chicago Bears Starting Lineups

<b>WR</b> J. Knox	<b>LE</b> I. Idonije
<b>LT</b> F. Omiyale	<b>DT</b> T. Harris
<b>LG</b> C. Williams	<b>NT</b> A. Adams
<b>C</b> O. Kreutz	<b>RE</b> J. Peppers
<b>RG</b> R. Garza	<b>WLB</b> L. Briggs
<b>RT</b> J. Webb	<b>MLB</b> B. Urlacher
<b>TE</b> G. Olsen	<b>LCB</b> T. Jennings
<b>WR</b> D. Hester	<b>RCB</b> C. Tillman
<b>QB</b> J. Cutler	<b>SS</b> D. Manning
<b>RB</b> M. Forté	<b>FS</b> C. Harris
<b>FB</b> B. Manumaleuna	<b>N</b> D. Moore

#### Seattle Seahawks Starting Lineups

<b>WR</b> B. Obomanu	<b>LE</b> C. Clemons
<b>LT</b> R. Okung	<b>LT</b> B. Mebane
<b>LG</b> T. Polumbus	<b>RT</b> C. Cole
<b>C</b> C. Spencer	<b>RE</b> K. Balmer
<b>RG</b> M. Gibson	<b>OLB</b> D. Hawthorne
<b>RT</b> S. Locklear	<b>MLB</b> L. Tatupu
<b>WR</b> B. Stokley	<b>OLB</b> A. Curry
<b>WR</b> M. Williams	<b>LCB</b> M. Trufant
<b>QB</b> M. Hasselbeck	<b>RCB</b> K. Jennings
<b>RB</b> L. Washington	<b>SS</b> L. Millroy
<b>RB</b> J. Forsett	<b>FS</b> E. Thomas



## 2010 NFC Championship

## Green Bay Packers 21, Chicago Bears 14

January 23, 2011

Soldier Field

Attendance: 62,377

Weather: 20 degrees; wind SE 14 mph

	<b>1</b>	<b>2</b>	<b>3</b>	<b>4</b>	<b>Final</b>
Green Bay Packers	7	7	0	7	21
Chicago Bears	0	0	0	14	14

Team	Q	Play	GB	CHI
GB	1	Rodgers 1-yard run (Crosby kick)	7	0
GB	2	Stark 4-yard run (Crosby kick)	14	0
CHI	4	Taylor 1-yard run (Gould kick)	14	7
GB	4	Raji 18-yard interception return (Crosby kick)	21	7
CHI	4	Bennett 35-yard pass from Hanie (Gould kick)	21	14

## FINAL INDIVIDUAL STATISTICS

## Chicago Bears

RUSHING	NO	YDS	AVG	LG	TD
Forté	17	70	4.1	14	0
Cutler	2	10	5.0	9	0
Hanie	1	3	3.0	3	0
Taylor	3	2	0.7	4	1
Bennett	1	-2	-2.0	-2	0

RECEIVING	NO	YDS	AVG	LG	TD
Forté	10	90	9.0	24	0
Bennett	3	45	15.0	35t	1
Olsen	3	30	10.0	13	0
Knox	2	56	28.0	32	0
Taylor	1	12	12.0	12	0

INTERCEPTIONS	NO	YDS	AVG	LG	TD
Urlacher	1	39	39.0	39	0
Briggs	1	4	4.0	4	0

PUNTING	NO	YDS	AVG	LG	IN20	TB
Maynard	9	334	37.1	48	2	1

PUNT RETURNS	NO	YDS	AVG	LG	TD
Hester	3	16	5.3	11	0
Bennett	1	22	22.0	22	0

KICKOFF RET.	NO	YDS	AVG	LG	TD
Hester	1	24	24.0	24	0
R. Davis	1	16	16.0	16	0
Manning	1	15	15.0	15	0
K. Davis	1	8	8.0	8	0

PASSING (CHI)	ATT	COMP	YDS	PCT	TD	INT	LG	SK/YDS	RATING
Hanie	20	13	153	65.0	1	2	35t	0/0	65.2
Cutler	14	6	80	42.8	0	1	24	2/15	31.8
Collins	4	0	0	0.0	0	0	0	0/0	39.6

PASSING (GB)	ATT	COMP	YDS	PCT	TD	INT	LG	SK/YDS	RATING
Rodgers	30	17	244	56.6	0	2	26	1/8	55.4

## Green Bay Packers

RUSHING	NO	YDS	AVG	LG	TD
Starks	22	74	3.4	16	1
Rodgers	7	39	5.6	25	1
Jackson	2	5	2.5	10	0
Kuhn	1	2	2.0	2	0

RECEIVING	NO	YDS	AVG	LG	TD
Jennings	8	130	16.3	26	0
Nelson	4	67	16.8	22	0
Jackson	1	16	16.0	16	0
Jones	1	10	10.0	10	0
Driver	1	9	9.0	9	0
Kuhn	1	6	6.0	6	0
Starks	1	6	6.0	6	0

INTERCEPTIONS	NO	YDS	AVG	LG	TD
Shields	2	40	20.0	32	0
Raji	1	18	18.0	18t	1

PUNTING	NO	YDS	AVG	LG	IN20	TB
Masthay	8	334	41.8	65	5	1

PUNT RETURNS	NO	YDS	AVG	LG	TD
Williams	3	13	4.3	11	0

KICKOFF RET.	NO	YDS	AVG	LG	TD
Starks	2	30	15.0	18	0
Woodson	1	14	14.0	14	0

TEAM STATISTICS	GB	CHI
<b>Total First Downs</b>	<b>23</b>	<b>17</b>
By Rushing	9	5
By Passing	11	11
By Penalty	3	1
Third Down: Md/Att.	2/11	1/13
Third Down: Eff.	18%	8%
<b>Total Net Yards</b>	<b>356</b>	<b>301</b>
Total Offensive Plays	63	64
Average Per Play	5.7	4.7
<b>Net Yards Rushing</b>	<b>120</b>	<b>83</b>
Total Rushing Plays	32	24
Avg. Per Rush	3.8	3.5
<b>Net Yards Passing</b>	<b>236</b>	<b>218</b>
Sacked/Yards Lost	1/4	2/15
Gross Yards Passing	248	233
Att.-Comp.-Int.	30-17-2	38-19-3
Completion Pct.	56.6	50.0
<b>Punts/Average</b>	<b>8/41.8</b>	<b>9/37.1</b>
<b>Penalties/Yards</b>	<b>6/40</b>	<b>9/89</b>
<b>Fumbles/Lost</b>	<b>2/0</b>	<b>1/0</b>
<b>Field Goals</b>		
_ Denotes Converted Field Goal		

## Chicago Bears Starting Lineups

<b>WR</b> J. Knox	<b>LE</b> I. Itonije
<b>LT</b> F. Omiyale	<b>DT</b> T. Harris
<b>LG</b> C. Williams	<b>NT</b> A. Adams
<b>C</b> O. Kretz	<b>RE</b> J. Peppers
<b>RG</b> R. Garza	<b>WLB</b> L. Briggs
<b>RT</b> J. Webb	<b>MLB</b> B. Urlacher
<b>TE</b> C. Olsen	<b>SLB</b> P.
<b>WR</b> D. Hester	<b>LT</b> Tinoisamoa
<b>QB</b> J. Cutler	<b>LCB</b> T. Jennings
<b>RB</b> M. Forté	<b>RCB</b> C. Tillman
<b>FB</b> B. Manumaleunu	<b>SS</b> D. Manning
	<b>FS</b> C. Harris

## Green Bay Packers Starting Lineups

<b>WR</b> G. Jennings	
<b>LT</b> C. Clifton	<b>LE</b> R. Pickett
<b>LG</b> D. Colledge	<b>NT</b> B. Raji
<b>C</b> S. Wells	<b>RE</b> H. Green
<b>RG</b> J. Sitton	<b>LOLB</b> C. Matthews
<b>RT</b> B. Bulaga	<b>LILB</b> A. Hawk
<b>TE</b> D. Lee	<b>RILB</b> D. Bishop
<b>WR</b> J. Nelson	<b>ROLB</b> E. Walden
<b>QB</b> A. Rodgers	<b>LCB</b> C. Woodson
<b>FB</b> Q. Johnson	<b>RCB</b> T. Williams
<b>RB</b> J. Starks	<b>SS</b> S. Shields
	<b>FS</b> N. Collins

**1920 (10-1-2, .909)**

George S. Halas - Coach		Decatur	
		Staleys	Opp
O 3	Moline Tractors	W	20 0
O10	Kewanee Walworths	W	25 7
O17	@ Rock Island Indep.	W	7 0
O24	@ Chicago Tigers	W	10 0
O31	@ Rockford AAC	W	29 0
N 7	@ Rock Island Indep.	T	0 0
N11	@ Champaign Am. Leg.	W	20 0
N14	@ Minneapolis Marines	W	3 0
N21	Hammond Pros	W	28 7
N25	@ Chicago Tigers	W	6 0
N28	@ Chicago Cardinals	L	6 7
D 5	@ Chicago Cardinals	W	10 0
D12	Akron Pros	T	0 0
		<b>164</b>	<b>21</b>

**1921 (9-1-1, .900)**

George S. Halas - Coach		Chicago	
		Staleys	Opp
O10	Rock Island Indep.	W	14 10
O16	Rochester Jeffersons	W	16 13
O23	Dayton Triangles	W	7 0
N 6	Detroit Tigers	W	20 9
N13	Rock Island Indep.	W	3 0
N20	Cleveland Indians	W	22 7
N24	Buffalo All-Americans	L	6 7
N27	Green Bay Packers	W	20 0
D 4	Buffalo All-Americans	W	10 7
D11	Canton Bulldogs	W	10 0
D18	Chicago Cardinals	T	0 0
		<b>128</b>	<b>53</b>

**1922 (9-3, .750)**

George S. Halas - Coach		Bears Opp	
O 1	@ Racine Legion	W	6 0
O 8	@ Rock Island Indep.	W	10 6
O15	Rochester Jeffersons	W	7 0
O22	Buffalo All-Americans	W	7 0
O29	Canton Bulldogs	L	6 7
N 5	Dayton Triangles	W	9 0
N12	Oorang Indians	W	33 6
N19	Rock Island Indep.	W	3 0
N26	Akron Pros	W	20 10
N30	@ Chicago Cardinals	L	0 6
D 3	Toledo Maroons	W	22 0
D10	@ Chicago Cardinals	L	0 9
		<b>123</b>	<b>44</b>

Black box indicates World Championship.

**1923 (9-2-1, .818)**

George S. Halas - Coach		Bears Opp	
S30	@ Rock Island Indep.	L	0 3
O 7	@ Racine Legion	W	3 0
O14	@ Green Bay Packers	W	3 0
O21	Canton Bulldogs	L	0 6
O28	Buffalo All-Americans	W	18 3
N 4	Oorang Indians	W	26 0
N11	Akron Pros	W	20 6
N18	Rock Island Indep.	W	7 3
N25	Hammond Pros	W	14 7
N29	Chicago Cardinals	W	3 0
D 2	Milwaukee Badgers	T	0 0
D 9	Rock Island Indep.	W	29 7
		<b>123</b>	<b>35</b>

**1924 (6-1-4, .857)**

George S. Halas - Coach		Bears Opp	
S28	@ Rock Island Indep.	T	0 0
O 5	@ Cleveland Bulldogs	L	14 16
O12	Racine Legion	T	10 10
O19	Chicago Cardinals	W	6 0
O26	Frankford Yel'jackets	W	33 3
N 2	Rock Island Indep.	T	3 3
N 9	Columbus Tigers	W	12 6
N16	Racine Legion	T	3 3
N23	Green Bay Packers	W	3 0
N27	@ Chicago Cardinals	W	21 0
N30	Milwaukee Badgers	W	31 14
		<b>136</b>	<b>55</b>

**1925 (9-5-3, .643)**

George S. Halas - Coach		Bears Opp	
S20	@ Rock Island Indep.	T	0 0
S27	@ Green Bay Packers	L	10 14
O 4	Detroit Panthers	T	0 0
O11	Hammond Pros	W	28 7
O18	Cleveland Bulldogs	W	7 0
O25	@ Chicago Cardinals	L	0 9
N 1	Rock Island Indep.	W	6 0
N 8	Frankford Yel'jackets	W	19 0
N15	Detroit Panthers	W	14 0
N22	Green Bay Packers	W	21 0
N26	Chicago Cardinals	T	0 0
N29	Columbus Tigers	W	14 13
D 5	@ Frankford Yel'jackets	W	14 7
D 6	@ New York Giants	W	19 7
D 9	@ Providence Ste. Rol.	L	6 9
D12	@ Detroit Panthers	L	0 21
D13	New York Giants	L	0 9
		<b>158</b>	<b>96</b>

**1926 (12-1-3, .923)**

George S. Halas - Coach		Bears Opp	
S19	@ Milwaukee Badgers	W	10 7
S26	@ Green Bay Packers	T	6 6
O 3	@ Detroit Panthers	W	10 7
O10	New York Giants	W	7 0
O17	Chicago Cardinals	W	16 0

O24	Duluth Eskimos	W	24 6
O31	Akron Indians	W	17 0
N 7	Louisville Colonels	W	34 0
N11	@ Chicago Cardinals	W	10 0
N14	Milwaukee Badgers	W	10 7
N21	Green Bay Packers	W	19 13
N25	Chicago Cardinals	T	0 0
N28	Canton Bulldogs	W	35 0
D 3	@ Frankford Yel'jackets	L	6 7
D12	Pottsville Maroons	W	9 7
D19	Green Bay Packers	T	3 3
		<b>216</b>	<b>63</b>

**1927 (9-3-2, .750)**

George S. Halas - Coach		Bears Opp	
S25	@ Chicago Cardinals	W	9 0
O 2	@ Green Bay Packers	W	7 6
O16	New York Yankees	W	12 0
O23	Cleveland Bulldogs	W	14 12
O30	Dayton Triangles	W	14 6
N 6	Providence Ste. Rol.	T	0 0
N 8	@ New York Yankees	L	6 26
N13	Pottsville Maroons	W	30 12
N20	Green Bay Packers	W	14 6
N24	Chicago Cardinals	L	0 3
N27	@ New York Giants	L	7 13
D 3	@ Frankford Yel'jackets	T	0 0
D 4	Frankford Yel'jackets	W	9 0
D11	Duluth Eskimos	W	27 0
		<b>149</b>	<b>84</b>

**1928 (7-5-1, .636)**

George S. Halas - Coach		Bears Opp	
S23	@ Chicago Cardinals	W	15 0
S30	@ Green Bay Packers	T	12 12
O14	New York Giants	W	13 0
O21	Green Bay Packers	L	6 16
O28	Detroit Wolverines	L	0 6
N 4	New York Yankees	W	27 0
N11	Dayton Triangles	W	27 0
N18	Pottsville Maroons	W	13 6
N25	Detroit Wolverines	L	7 14
N29	Chicago Cardinals	W	34 0
D 2	Frankford Yel'jackets	W	28 6
D 9	Green Bay Packers	L	0 6
D15	@ Frankford Yel'jackets	L	0 19
		<b>182</b>	<b>85</b>

**1929 (4-9-2, .308)**

George S. Halas - Coach		Bears Opp	
S22	@ Minneapolis Marines	W	19 6
S29	@ Green Bay Packers	L	0 23
O 6	@ Minneapolis Marines	W	7 6
O13	@ Buffalo Bisons	W	16 0
O20	Chicago Cardinals	T	0 0
O27	Minneapolis R'jackets	W	27 0
N 3	New York Giants	L	14 26
N10	Green Bay Packers	L	0 14
N16	@ Frankford Yel'jackets	L	14 20
N17	@ New York Giants	L	0 34



N24 Buffalo Bisons	L	7	19
N28 @ Chicago Cardinals	L	6	40
D 1 Frankford Yel'jackets	T	0	0
D 8 Green Bay Packers	L	0	25
D15 New York Giants	L	9	14

**119 227**

**1930 (9-4-1, .692)**

Ralph Jones - Coach	Bears Opp
S 21 Brooklyn Dodgers	T 0 0
S28 @ Green Bay Packers	L 0 7
O 5 @ Minneapolis R'jackets	W 20 0
O12 New York Giants	L 0 12
O19 @ Chicago Cardinals	W 32 6
O22 @ Portsmouth Spartans	L 6 7
O26 Frankford Yel'jackets	W 13 7
N 2 Minneapolis R'jackets	W 20 7
N 9 Green Bay Packers	L 12 13
N16 @ New York Giants	W 12 0
N22 @ Frankford Yel'jackets	W 13 6
N27 Chicago Cardinals	W 6 0
N30 Portsmouth Spartans	W 14 6
D 7 Green Bay Packers	W 21 0

**169 71**

**1931 (8-5, .615)**

Ralph Jones - Coach	Bears Opp
S18 Cleveland Indians	W 21 0
S27 @ Green Bay Packers	L 0 7
O 11 New York Giants	W 6 0
O18 Chicago Cardinals	W 26 13
O25 Frankford Yel'jackets	L 12 13
N 1 Green Bay Packers	L 2 6
N 8 Portsmouth Spartans	W 9 6
N15 @ New York Giants	W 12 6
N22 @ Brooklyn Dodgers	W 26 0
N26 Chicago Cardinals	W 18 7
N29 @ Portsmouth Spartans	L 0 3
D 6 Green Bay Packers	W 7 6
D13 New York Giants	L 6 25

**145 92**

**1932 (7-1-6, .875)**

Ralph Jones - Coach	Bears Opp
S25 @ Green Bay Packers	T 0 0
O 2 @ Staten Isl. Stapletons	T 0 0
O 9 @ Chicago Cardinals	T 0 0
O16 Green Bay Packers	L 0 2
O23 Staten Isl. Stapletons	W 27 7
O30 @ Boston Braves	T 7 7
N 6 @ New York Giants	W 28 8
N13 Portsmouth Spartans	T 13 13
N20 Brooklyn Dodgers	W 20 0
N24 Chicago Cardinals	W 34 0
N27 @ Portsmouth Spartans	T 7 7
D 4 New York Giants	W 6 0
D 11 Green Bay Packers	W 9 0
D18 Portsmouth Spartans	W 9 0

**160 44**

**1933 (10-2-1, .833)**

George S. Halas - Coach	Bears Opp
S24 @ Green Bay Packers	W 14 7
O 1 Boston Redskins	W 7 0
O 8 @ Brooklyn Dodgers	W 10 0
O15 @ Chicago Cardinals	W 12 9
O22 Green Bay Packers	W 10 7
O29 New York Giants	W 14 10
N 5 @ Boston Redskins	L 0 10
N12 @ Philadelphia Eagles	T 3 3
N19 @ New York Giants	L 0 3
N26 Portsmouth Spartans	W 17 14
N30 Chicago Cardinals	W 22 6
D 3 @ Portsmouth Spartans	W 17 7
D10 Green Bay Packers	W 7 6

**133 82**

**PLAYOFFS**

D17 New York Giants	W 23 21
---------------------	---------

**1934 (13-0, 1.000)**

George S. Halas - Coach	Bears Opp
S23 @ Green Bay Packers	W 24 10
S30 @ Cincinnati Reds	W 21 3
O 7 @ Brooklyn Dodgers	W 21 7
O10 @ Pittsburgh Pirates	W 28 0
O14 Chicago Cardinals	W 20 0
O21 Cincinnati Reds	W 41 7
O28 Green Bay Packers	W 27 14
N 4 New York Giants	W 27 7
N11 @ Boston Redskins	W 21 0
N18 @ New York Giants	W 10 9
N25 Chicago Cardinals	W 17 6
N29 @ Detroit Lions	W 19 16
D 2 Detroit Lions	W 10 7

**286 86**

**PLAYOFFS**

D 9 @ New York Giants	L 13 30
-----------------------	---------

**1935 (6-4-2, .600)**

George S. Halas - Coach	Bears Opp
S22 @ Green Bay Packers	L 0 7
S29 @ Pittsburgh Pirates	W 23 7
O13 @ Philadelphia Eagles	W 39 0
O20 Brooklyn Dodgers	W 24 14
O27 Green Bay Packers	L 14 17
N 3 @ New York Giants	W 20 3
N10 @ Boston Redskins	W 30 14
N17 New York Giants	L 0 3
N24 Detroit Lions	T 20 20
N28 @ Detroit Lions	L 2 14
D 1 Chicago Cardinals	T 7 7
D 8 @ Chicago Cardinals	W 13 0

**192 106**

**1936 (9-3, .750)**

George S. Halas - Coach	Bears Opp
S20 @ Green Bay Packers	W 30 3
S 27 @ Philadelphia Eagles	W 17 0
O 4 @ Pittsburgh Pirates	W 27 9

O 11 Chicago Cardinals	W 7 3
O18 Pittsburgh Pirates	W 26 7
O25 Detroit Lions	W 12 10
N 1 Green Bay Packers	L 10 21
N 8 @ New York Giants	W 25 7
N15 @ Boston Redskins	W 26 0
N22 @ Philadelphia Eagles	W 28 7
N26 @ Detroit Lions	L 7 13
N29 @ Chicago Cardinals	L 7 14

**222 94**

**1937 (9-1-1, .900)**

George S. Halas - Coach	Bears Opp
S19 @ Green Bay Packers	W 14 2
O 4 @ Pittsburgh Steelers	W 7 0
O10 @ Cleveland Rams	W 20 2
O17 Chicago Cardinals	W 16 7
O24 Detroit Lions	W 28 20
O31 @ New York Giants	T 3 3
N 7 Green Bay Packers	L 14 24
N14 Brooklyn Dodgers	W 29 7
N25 @ Detroit Lions	W 13 0
N28 Cleveland Rams	W 15 7
D 5 @ Chicago Cardinals	W 42 28

**201 100**

**PLAYOFFS**

D12 Washington Redskins	L 21 28
-------------------------	---------

**1938 (6-5, .545)**

George S. Halas - Coach	Bears Opp
S 11 @ Chicago Cardinals	W 16 13
S18 @ Green Bay Packers	W 2 0
O 2 @ Philadelphia Eagles	W 28 6
O 9 @ Cleveland Rams	L 7 14
O16 Chicago Cardinals	W 34 28
O23 Cleveland Rams	L 21 23
O30 Detroit Lions	L 7 13
N 6 Green Bay Packers	L 17 24
N13 Washington Redskins	W 31 7
N20 @ Brooklyn Dodgers	W 24 6
N24 @ Detroit Lions	L 7 14

**194 148**

**1939 (8-3, .727)**

George S. Halas - Coach	Bears Opp
S15 Cleveland Rams	W 30 21
S24 @ Green Bay Packers	L 16 21
O 2 @ Pittsburgh Steelers	W 32 0
O 8 @ Cleveland Rams	W 35 21
O15 Chicago Cardinals	W 44 7
O22 @ New York Giants	L 13 16
O29 Detroit Lions	L 0 10
N 5 Green Bay Packers	W 30 27
N12 @ Detroit Lions	W 23 13
N19 Philadelphia Eagles	W 27 14
N26 @ Chicago Cardinals	W 48 7

**298 157**

Black box indicates World Championship.

**1940 (8-3, .727)**

<b>George S. Halas - Coach</b>	<b>Bears</b>	<b>Opp</b>
S22 @ Green Bay Packers	W	41 0
S25 @ Chicago Cardinals	L	7 21
O 6 @ Cleveland Rams	W	21 14
O13 Detroit Lions	W	7 0
O20 Brooklyn Dodgers	W	16 7
O27 @ New York Giants	W	37 21
N 3 Green Bay Packers	W	14 7
N10 @ Detroit Lions	L	14 17
N17 @ Washington Redskins	L	3 7
N24 Cleveland Rams	W	47 25
D 1 Chicago Cardinals	W	31 23
		<b>238 142</b>

**PLAYOFFS**

D 8 @ Washington Redskins	W	73 0
---------------------------	---	------

**1943 (8-1-1, .889)**

<b>Heartley "Hunk" Anderson,</b>	<b>Bears</b>	<b>Opp</b>
<b>Luke Johnsos - Coaches</b>	<b>T</b>	<b>21 21</b>
S26 @ Green Bay Packers	T	21 21
O 3 @ Detroit Lions	W	27 21
O10 Chicago Cardinals	W	20 0
O17 Philadelphia "Steagles"	W	48 21
O24 Brooklyn Dodgers	W	33 21
O31 Detroit Lions	W	35 14
N 7 Green Bay Packers	W	21 7
N14 @ New York Giants	W	56 7
N21 @ Washington Redskins	L	7 21
N28 @ Chicago Cardinals	W	35 24
		<b>303 157</b>

**PLAYOFFS**

D26 Washington Redskins	W	41 21
-------------------------	---	-------

**1946 (8-2-1, .800)**

<b>George S. Halas - Coach</b>	<b>Bears</b>	<b>Opp</b>
S29 @ Green Bay Packers	W	30 7
O 6 @ Chicago Cardinals	W	34 17
O13 Los Angeles Rams	T	28 28
O20 Philadelphia Eagles	W	21 14
O27 @ New York Giants	L	0 14
N 7 Green Bay Packers	W	10 7
N10 @ Los Angeles Rams	W	27 21
N17 Washington Redskins	W	24 20
N24 Detroit Lions	W	42 6
D 1 Chicago Cardinals	L	28 35
D 8 @ Detroit Lions	W	45 24
		<b>289 193</b>

**PLAYOFFS**

D15 @ New York Giants	W	24 14
-----------------------	---	-------

**1941 (10-1, .909)**

<b>George S. Halas - Coach</b>	<b>Bears</b>	<b>Opp</b>
S28 @ Green Bay Packers	W	25 17
O 5 @ Cleveland Rams	W	48 21
O12 Chicago Cardinals	W	53 7
O19 Detroit Lions	W	49 0
O26 Pittsburgh Steelers	W	34 7
N 2 Green Bay Packers	L	14 16
N 9 Cleveland Rams	W	31 13
N16 Washington Redskins	W	35 21
N23 @ Detroit Lions	W	24 7
N30 @ Philadelphia Eagles	W	49 14
D 7 @ Chicago Cardinals	W	34 24
		<b>396 147</b>

**PLAYOFFS**

D14 Green Bay Packers	W	33 14
D21 New York Giants	W	37 9

**1944 (6-3-1, .667)**

<b>Heartley "Hunk" Anderson,</b>	<b>Bears</b>	<b>Opp</b>
<b>Luke Johnsos - Coaches</b>	<b>L</b>	<b>28 42</b>
S24 @ Green Bay Packers	L	28 42
O 8 @ Cleveland Rams	L	7 19
O15 Card-Pitt	W	34 7
O22 Detroit Lions	T	21 21
O29 Cleveland Rams	W	28 21
N 5 Green Bay Packers	W	21 0
N12 Boston Yanks	W	21 7
N19 @ Detroit Lions	L	21 41
N26 @ Philadelphia Eagles	W	28 7
D 3 @ Card-Pitt	W	49 7
		<b>258 172</b>

**1945 (3-7, .300)**

<b>Heartley "Hunk" Anderson,</b>	<b>Bears</b>	<b>Opp</b>
<b>Luke Johnsos - Coaches</b>	<b>L</b>	<b>21 31</b>
S30 @ Green Bay Packers	L	21 31
O 7 @ Cleveland Rams	L	0 17
O14 Chicago Cardinals	L	7 16
O21 Cleveland Rams	L	21 41
O28 @ Detroit Lions	L	10 16
N 4 Green Bay Packers	W	28 24
N11 Detroit Lions	L	28 35
N18 @ Washington Redskins	L	21 28
N25 Pittsburgh Steelers	W	28 7
D 2 @ Chicago Cardinals	W	28 20
		<b>192 235</b>

**1947 (8-4, .667)**

<b>George S. Halas - Coach</b>	<b>Bears</b>	<b>Opp</b>
S28 @ Green Bay Packers	L	20 29
O 5 @ Chicago Cardinals	L	7 31
O12 Philadelphia Eagles	W	40 7
O19 Detroit Lions	W	33 24
O26 @ Washington Redskins	W	56 20
N 2 @ Boston Yanks	W	28 24
N 9 Green Bay Packers	W	20 17
N16 @ Los Angeles Rams	W	41 21
N23 Pittsburgh Steelers	W	49 7
N27 @ Detroit Lions	W	34 14
D 7 Los Angeles Rams	L	14 17
D14 Chicago Cardinals	L	21 30
		<b>363 241</b>

**1948 (10-2, .833)**

<b>George S. Halas - Coach</b>	<b>Bears</b>	<b>Opp</b>
S26 @ Green Bay Packers	W	45 7
O 4 @ Chicago Cardinals	W	28 17
O10 Los Angeles Rams	W	42 21
O17 Detroit Lions	W	28 0
O24 @ Philadelphia Eagles	L	7 12
O31 New York Giants	W	35 14
N 7 @ Los Angeles Rams	W	21 6
N14 Green Bay Packers	W	7 6
N21 @ Boston Yanks	W	51 17
N28 Washington Redskins	W	48 13
D 5 @ Detroit Lions	W	42 14
D12 Chicago Cardinals	L	21 24
		<b>375 151</b>

**1942 (11-0, 1.000)**

<b>George S. Halas - Coach</b>	<b>Bears</b>	<b>Opp</b>
S27 @ Green Bay Packers	W	44 28
O 4 @ Cleveland Rams	W	21 7
O11 Chicago Cardinals	W	41 14
O18 New York Giants	W	26 7
O25 Philadelphia Eagles	W	45 14
<i>Heartley "Hunk" Anderson,</i>		
<i>Luke Johnsos - Coaches</i>		
N 1 Detroit Lions	W	16 0
N 8 @ Brooklyn Dodgers	W	35 0
N15 Green Bay Packers	W	38 7
N22 @ Detroit Lions	W	42 0
N29 Cleveland Rams	W	47 0
D 6 @ Chicago Cardinals	W	21 7
		<b>376 84</b>

**PLAYOFFS**

D13 @ Wash. Redskins	L	6 14
----------------------	---	------

Black box indicates World Championship.





## 1949 (9-3, .750)

George S. Halas - Coach	Bears Opp
5/25 @ Green Bay Packers	W 17 0
0 2 @ Chicago Cardinals	W 17 7
0 9 Los Angeles Rams	L 16 31
0 16 Philadelphia Eagles	W 38 21
0/23 @ New York Giants	L 28 35
0/30 @ Los Angeles Rams	L 24 27
N 6 Green Bay Packers	W 24 3
N 13 Detroit Lions	W 27 24
N/20 @ Washington Redskins	W 31 21
N/24 @ Detroit Lions	W 28 7
D 4 Pittsburgh Steelers	W 30 21
D 11 Chicago Cardinals	W 52 21
	<b>332 218</b>

## 1950 (9-3, .750)

George S. Halas - Coach	Bears Opp
5 17 @ Los Angeles Rams	W 24 20
5/24 @ San Francisco 49ers	W 32 20
0 1 @ Green Bay Packers	L 21 31
0 8 Chicago Cardinals	W 27 6
0 15 Green Bay Packers	W 28 14
0/29 @ New York Yanks	L 27 38
N 5 @ Detroit Lions	W 35 21
N 12 New York Yanks	W 28 20
N 19 San Francisco 49ers	W 17 0
N/26 Los Angeles Rams	W 24 14
D 3 @ Chicago Cardinals	L 10 20
D 10 Detroit Lions	W 6 3
	<b>279 207</b>

## PLAYOFFS

D 17 @ Los Angeles Rams	L 14 24
-------------------------	---------

## 1951 (7-5, .583)

George S. Halas - Coach	Bears Opp
5/30 @ Green Bay Packers	W 31 20
0 7 @ Chicago Cardinals	L 14 28
0 14 New York Yanks	W 24 21
0 21 San Francisco 49ers	W 13 7
0/28 @ Detroit Lions	W 28 23
N 4 @ Washington Redskins	W 27 0
N 11 Detroit Lions	L 28 41
N 18 Green Bay Packers	W 24 13
N/25 @ Cleveland Browns	L 21 42
D 2 Los Angeles Rams	L 17 42
D 9 @ New York Yanks	W 45 21
D 16 Chicago Cardinals	L 14 24
	<b>286 282</b>

## 1952 (5-7, .416)

George S. Halas - Coach	Bears Opp
5/28 @ Green Bay Packers	W 24 14
0 5 @ Chicago Cardinals	L 10 21
0 12 Dallas Texans	W 38 20
0 19 San Francisco 49ers	L 16 40
0/26 @ Los Angeles Rams	L 7 31
N 2 @ San Francisco 49ers	W 20 17
N 9 Green Bay Packers	L 28 41

N 16 Los Angeles Rams	L 24 40
N/23 Detroit Lions	W 24 23
N/27 @ Dallas Texans	L 23 27
D 7 @ Detroit Lions	L 21 45
D 14 Chicago Cardinals	W 10 7
	<b>245 326</b>

## 1953 (3-8-1, .273)

George S. Halas - Coach	Bears Opp
5 27 @ Baltimore Colts	L 9 13
0 4 @ Green Bay Packers	W 17 13
0 11 Baltimore Colts	L 14 16
0 18 San Francisco 49ers	L 28 35
0/25 @ Los Angeles Rams	L 24 28
N 1 @ San Francisco 49ers	L 14 24
N 8 Green Bay Packers	T 21 21
N 15 @ Washington Redskins	W 27 24
N/22 Detroit Lions	L 16 20
N/29 Los Angeles Rams	W 24 21
D 6 @ Detroit Lions	L 7 13
D 13 Chicago Cardinals	L 17 24
	<b>218 252</b>

## 1954 (8-4, .667)

George S. Halas - Coach	Bears Opp
5 26 @ Detroit Lions	L 23 48
0 3 @ Green Bay Packers	W 10 3
0 10 Baltimore Colts	W 28 9
0 17 San Francisco 49ers	L 24 31
0/24 @ Los Angeles Rams	L 38 42
0 31 @ San Francisco 49ers	W 31 27
N 7 Green Bay Packers	W 28 23
N 14 Cleveland Browns	L 10 39
N 21 @ Baltimore Colts	W 28 13
N 28 Los Angeles Rams	W 24 13
D 5 @ Chicago Cardinals	W 29 7
D 12 Detroit Lions	W 28 24
	<b>301 279</b>

## 1955 (8-4, .667)

George S. Halas - Coach	Bears Opp
5 25 @ Baltimore Colts	L 17 23
0 2 @ Green Bay Packers	L 3 24
0 9 San Francisco 49ers	L 19 20
0 16 Baltimore Colts	W 38 10
0/23 @ San Francisco 49ers	W 34 23
0/30 @ Los Angeles Rams	W 31 20
N 6 Green Bay Packers	W 52 21
N 13 Los Angeles Rams	W 24 3
N 20 @ Detroit Lions	W 24 14
N 27 @ Chicago Cardinals	L 14 53
D 4 Detroit Lions	W 21 20
D 11 Philadelphia Eagles	W 17 10
	<b>294 241</b>

## 1956 (9-2-1, .818)

John "Paddy" Driscoll - Coach	Bears Opp
5 30 @ Baltimore Colts	L 21 28
0 7 @ Green Bay Packers	W 37 21
0 14 San Francisco 49ers	W 31 7
0 21 Baltimore Colts	W 58 27
0/28 @ San Francisco 49ers	W 38 21
N 4 @ Los Angeles Rams	W 35 24
N 11 Green Bay Packers	W 38 14
N 18 Los Angeles Rams	W 30 21
N/25 @ New York Giants	T 17 17
D 2 @ Detroit Lions	L 10 42
D 9 Chicago Cardinals	W 10 3
D 16 Detroit Lions	W 38 21
	<b>363 246</b>

## PLAYOFFS

D 30 @ New York Giants	L 7 47
------------------------	--------

## 1957 (5-7, .417)

John "Paddy" Driscoll - Coach	Bears Opp
5 29 @ Green Bay Packers	L 17 21
0 5 @ Baltimore Colts	L 10 21
0 13 San Francisco 49ers	L 17 21
0 20 Los Angeles Rams	W 34 26
0 27 @ San Francisco 49ers	L 17 21
N 3 @ Los Angeles Rams	W 16 10
N 10 Green Bay Packers	W 21 14
N 17 Baltimore Colts	L 14 29
N/24 @ Detroit Lions	W 27 7
D 1 Washington Redskins	L 3 14
D 8 @ Chicago Cardinals	W 14 6
D 15 Detroit Lions	L 13 21
	<b>203 211</b>

## 1958 (8-4, .667)

George S. Halas - Coach	Bears Opp
5 27 @ Green Bay Packers	W 34 20
0 4 @ Baltimore Colts	L 38 51
0 12 San Francisco 49ers	W 28 6
0 19 Los Angeles Rams	W 31 10
0/26 @ San Francisco 49ers	W 27 14
N 2 @ Los Angeles Rams	L 35 41
N 9 Green Bay Packers	W 24 10
N 16 Baltimore Colts	L 0 17
N 23 @ Detroit Lions	W 20 7
N 30 @ Pittsburgh Steelers	L 10 24
D 7 Chicago Cardinals	W 30 14
D 14 Detroit Lions	W 21 16
	<b>298 230</b>



## 1959 (8-4, .667)

George S. Halas - Coach	Bears Opp
S 27 @ Green Bay Packers	L 6 9
O 3 @ Baltimore Colts	W 26 21
O 11 Los Angeles Rams	L 21 28
O 18 Baltimore Colts	L 7 21
O 25 @ San Francisco 49ers	L 17 20
N 1 @ Los Angeles Rams	W 26 21
N 8 Green Bay Packers	W 28 17
N 15 San Francisco 49ers	W 14 3
N 22 @ Detroit Lions	W 24 14
N 29 @ Chicago Cardinals	W 31 7
D 6 Pittsburgh Steelers	W 27 21
D 13 Detroit Lions	W 25 14

**252 196**

## 1960 (5-6-1, .455)

George S. Halas - Coach	Bears Opp
S 25 @ Green Bay Packers	W 17 14
O 2 @ Baltimore Colts	L 7 42
O 9 Los Angeles Rams	W 34 27
O 16 San Francisco 49ers	W 27 10
O 23 @ Los Angeles Rams	T 24 24
O 30 @ San Francisco 49ers	L 7 25
N 13 Baltimore Colts	L 20 24
N 20 Detroit Lions	W 28 7
N 27 Dallas Cowboys	W 17 7
D 4 Green Bay Packers	L 13 41
D 11 @ Cleveland Browns	L 0 42
D 18 @ Detroit Lions	L 0 36

**194 299**

## 1961 (8-6, .571)

George S. Halas - Coach	Bears Opp
S 17 @ Minnesota Vikings	L 13 37
S 23 @ Los Angeles Rams	W 21 17
O 1 @ Green Bay Packers	L 0 24
O 8 @ Detroit Lions	W 31 17
O 15 Baltimore Colts	W 24 10
O 22 San Francisco 49ers	W 31 0
O 29 @ Baltimore Colts	W 21 20
N 5 @ Philadelphia Eagles	L 14 16
N 12 Green Bay Packers	L 28 31
N 19 @ San Francisco 49ers	L 31 41
N 26 Los Angeles Rams	W 28 24
D 3 Detroit Lions	L 15 16
D 10 Cleveland Browns	W 17 14
D 17 Minnesota Vikings	W 52 35

**326 302**

## 1962 (9-5, .643)

George S. Halas - Coach	Bears Opp
S 16 @ San Francisco 49ers	W 30 14
S 23 @ Los Angeles Rams	W 27 23
S 30 @ Green Bay Packers	L 0 49
O 7 @ Minnesota Vikings	W 13 0
O 14 San Francisco 49ers	L 27 34
O 21 Baltimore Colts	W 35 15
O 28 @ Detroit Lions	L 3 11
N 4 Green Bay Packers	L 7 38
N 11 Minnesota Vikings	W 31 30
N 18 @ Dallas Cowboys	W 34 33
N 25 @ Baltimore Colts	W 57 0
D 2 New York Giants	L 24 26
D 9 Los Angeles Rams	W 30 14
D 16 Detroit Lions	W 3 0

**321 287**

## 1963 (11-1-2, .917)

George S. Halas - Coach	Bears Opp
S 15 @ Green Bay Packers	W 10 3
S 22 @ Minnesota Vikings	W 28 7
S 29 @ Detroit Lions	W 37 21
O 6 Baltimore Colts	W 10 3
O 13 @ Los Angeles Rams	W 52 14
O 20 @ San Francisco 49ers	L 14 20
O 27 Philadelphia Eagles	W 16 7
N 3 @ Baltimore Colts	W 17 7
N 10 Los Angeles Rams	W 6 0
N 17 Green Bay Packers	W 26 7
N 24 @ Pittsburgh Steelers	T 17 17
D 1 Minnesota Vikings	T 17 17
D 8 San Francisco 49ers	W 27 17
D 15 Detroit Lions	W 24 14

**301 154**

### PLAYOFFS

D 29 New York Giants	W 14 10
----------------------	---------

## 1964 (5-9, .357)

George S. Halas - Coach	Bears Opp
S 13 @ Green Bay Packers	L 12 23
S 20 @ Minnesota Vikings	W 34 28
S 27 @ Baltimore Colts	L 0 52
O 4 @ San Francisco 49ers	L 21 31
O 11 Los Angeles Rams	W 38 17
O 18 Detroit Lions	L 0 10
O 25 @ Washington Redskins	L 20 27
N 1 Dallas Cowboys	L 10 24
N 8 Baltimore Colts	L 24 40
N 15 @ Los Angeles Rams	W 34 24
N 22 San Francisco 49ers	W 23 21
N 26 @ Detroit Lions	W 27 24
D 5 Green Bay Packers	L 3 17
D 13 Minnesota Vikings	L 14 41

**260 379**

Black box indicates World Championship.

## CHAMPIONSHIP LEADERS

The Chicago Bears rank second in the NFL in championships won with nine, trailing the Green Bay Packers who have earned 13 world championships. Both the Bears and Packers fall short of championships won by teams in various other sports, breakdown below:

### Total Championship Leaders

#### Major League Baseball (MLB)

New York Yankees (27)

#### National Basketball Association (NBA)

Boston Celtics (17)

#### National Hockey League (NHL)

Montreal Canadiens (24)

#### National Football League (NFL)

Green Bay Packers (13)

### NFL Championship Leaders

Green Bay Packers 13

Chicago Bears 9

New York Giants 8

Pittsburgh Steelers 6

Dallas Cowboys 5

San Francisco 49ers 5

Washington Redskins 5



# 1965 CHICAGO BEARS STATISTICS

**Record: 9-5, .643**

**3rd Place, Western Conf.**

**Head Coach: George S. Halas**

Date	Time	Opponent	Score
09/19	L 24-52	at San Francisco	33,211
09/25	L 28-30	at L.A. Rams	36,359
10/03	L 14-23	at Green Bay	50,852
10/10	W 31-6	L.A. RAMS	45,760
10/17	W 45-37	at Minnesota	47,426
10/24	W 38-3	DETROIT	45,658
10/31	W 31-10	GREEN BAY	45,664
11/07	L 21-26	BALTIMORE	45,656
11/14	W 34-13	ST. LOUIS	45,663
11/21	W 17-10	at Detroit	51,499
11/28	W 35-14	at N.Y. Giants	62,933
12/05	W 13-0	at Baltimore	60,238
12/12	W 61-20	SAN FRANCISCO	46,278
12/19	L 17-24	MINNESOTA	46,604

	Bears	Opp.
<b>TOTAL FIRST DOWNS</b>	<b>257</b>	<b>244</b>
Rushing	132	87
Passing	110	136
Penalty	15	21
3rd Down: Made/Att	NA	NA
3rd Down Pct.	NA	NA
4th Down: Made/Att	NA	NA
4th Down Pct.	NA	NA
<b>TOTAL NET YARDS</b>	<b>4897</b>	<b>4268</b>
Avg. Per Game	350	305
Total Plays	870	884
Avg. Per Play	5.6	4.8
<b>NET YARDS RUSHING</b>	<b>2131</b>	<b>1530</b>
Avg. Per Game	152.2	109.3
Total Rushes	479	400
<b>NET YARDS PASSING</b>	<b>2766</b>	<b>2738</b>
Avg. Per Game	197.6	195.6
Sacked/Yards Lost	30/254	40/348
Gross Yards	3020	3086
Att./Comp.	361/201	444/217
Completion Pct.	55.7	48.9
Had Intercepted	12	20
<b>PUNTS/AVERAGE</b>	<b>58/42.7</b>	<b>65/42.3</b>
<b>NET PUNTING AVG.</b>	<b>NA</b>	<b>NA</b>
<b>PENALTIES/YARDS</b>	<b>96/826</b>	<b>68/611</b>
<b>FUMBLER</b>	<b>33</b>	<b>33</b>
<b>TOUCHDOWNS</b>	<b>54</b>	<b>33</b>
Rushing	27	11
Passing	22	18
Returns	5	4

PASSING	Att	Cmp	Yds	Cmp%	Yd/Att	TD	TD%	Int	Int%	Lg	Sack/Lost	Rating
Bukich	312	176	2641	56.4	8.46	20	6.4	9	2.9	80t	25/214	93.7
Wade	41	20	204	48.8	4.98	0	0.0	2	4.9	29	5/40	43.1
Bull	3	2	63	66.7	21.00	0	0.0	0	0.0	54	0/0	109.7
Sayers	3	2	53	66.7	17.67	1	33.3	1	33.3	27	0/0	109.7
Arnett	2	1	59	50.0	29.50	1	50.0	0	0.0	59t	0/0	135.4
<b>BEARS</b>	<b>361</b>	<b>201</b>	<b>3020</b>	<b>55.7</b>	<b>8.37</b>	<b>22</b>	<b>6.1</b>	<b>12</b>	<b>3.3</b>	<b>80t</b>	<b>30/254</b>	<b>89.8</b>
<b>OPPONENTS</b>	<b>444</b>	<b>217</b>	<b>3086</b>	<b>48.9</b>	<b>6.17</b>	<b>18</b>	<b>4.1</b>	<b>20</b>	<b>4.5</b>	<b>NA</b>	<b>40/348</b>	<b>63.3</b>

Score by Period	1	2	3	4	Tot
BEARS	64	99	93	153	409
OPPONENTS	35	90	64	86	275

SCORING	TDs:Ru-Pa-RK-PAT	FG	S	Pts				
Sayers	22	14	6	2	0	132		
Leclerc	0	0	0	0	52/52	11/26	0	85
Arnett	5	5	0	0	0	30	0	30
Bull	4	3	1	0	0	24	0	24
J. Jones	4	0	4	0	0	24	0	24
J. Morris	4	0	4	0	0	24	0	24
Bukich	3	3	0	0	0	18	0	18
Gordon	3	0	3	0	0	18	0	18
Bivins	2	0	2	0	0	12	0	12
Ditka	2	0	2	0	0	12	0	12
Livingston	2	2	0	0	0	12	0	12
Taylor	1	0	0	1	0	6	0	6
McRae	1	0	0	1	0	6	0	6
Whitsell	1	0	0	1	0	6	0	6
<b>BEARS</b>	<b>54</b>	<b>27</b>	<b>22</b>	<b>5</b>	<b>52/52</b>	<b>11/26</b>	<b>0</b>	<b>409</b>
<b>OPPONENTS</b>	<b>33</b>	<b>15</b>	<b>18</b>	<b>0</b>	<b>30/33</b>	<b>15/24</b>	<b>1</b>	<b>275</b>

RUSHING	No	Yds	Avg	Lg	TD
Sayers	166	867	5.2	61t	14
Bull	91	417	4.6	33t	3
Arnett	102	363	3.6	24t	5
Livingston	63	363	5.8	30	2
Marconi	19	47	2.5	10	0
Bukich	28	33	1.2	24	3
Wade	5	18	3.6	16	0
J. Jones	2	13	6.5	7	0
Gordon	2	10	5.0	6	0
Kurek	1	0	0.0	0	0
<b>BEARS</b>	<b>479</b>	<b>2131</b>	<b>4.4</b>	<b>61t</b>	<b>27</b>
<b>OPPONENTS</b>	<b>400</b>	<b>1530</b>	<b>3.8</b>	<b>NA</b>	<b>15</b>

RECEIVING	No	Yds	Avg	Lg	TD
J. Morris	53	846	15.9	80t	4
Ditka	36	454	12.6	44	2
Sayers	29	507	17.5	80t	6
J. Jones	21	350	16.7	54	4
Bull	16	186	11.6	41	1
Gordon	13	279	21.5	51	3
Livingston	12	134	11.2	30	0
Arnett	12	114	9.5	30	0
Bivins	4	108	27.0	52t	2
Marconi	4	43	10.8	29	0
Martin	1	-1	-1.0	-1	0
<b>BEARS</b>	<b>201</b>	<b>3020</b>	<b>10.0</b>	<b>80t</b>	<b>22</b>
<b>OPPONENTS</b>	<b>150</b>	<b>3086</b>	<b>14.9</b>	<b>77</b>	<b>18</b>

PUNTING	No	Yds	Avg	Net	TB	In	Lg	B
Green	58	2479	42.7					66
<b>BEARS</b>	<b>58</b>	<b>2479</b>	<b>42.7</b>					<b>66</b>
<b>OPPONENTS</b>	<b>65</b>	<b>2750</b>	<b>42.3</b>					<b>NA</b>

INTS	No	Yds	Avg	Lg	TD
Butkus	5	84	16.8	38	0
McRae	4	116	29.0	89t	1
Whitsell	4	67	16.8	32	1
Petitbon	2	22	11.0	18	0
Fortunato	2	0	0.0	0	0
Evey	1	15	15.0	15	0
Taylor	1	3	3.0	3	1
Atkins	1	0	0.0	0	0
<b>BEARS</b>	<b>20</b>	<b>307</b>	<b>15.4</b>	<b>89t</b>	<b>3</b>
<b>OPPONENTS</b>	<b>12</b>	<b>219</b>	<b>18.3</b>	<b>NA</b>	<b>3</b>

KO RETURNS	No	Yds	Avg	Lg	TD
Sayers	21	660	31.4	86t	1
Gordon	14	242	17.3	41	0
Arnett	5	150	30.0	77	0
Livingston	2	66	33.0	66	0
Smith	1	17	17.0	17	0
Kurek	1	11	11.0	11	0
Leclerc	1	0	0.0	0	0
<b>BEARS</b>	<b>52</b>	<b>1132</b>	<b>21.8</b>	<b>96t</b>	<b>1</b>
<b>OPPONENTS</b>	<b>38</b>	<b>921</b>	<b>24.3</b>	<b>86</b>	<b>0</b>

PUNT RET.	Ret	FC	Yds	Avg	Lg	TD
Sayers	16	9	238	14.9	85t	1
Arnett	11	4	52	4.7	22	0
Smith	1	0	2	2.0	2	0
Gordon	1	0	-3	-3.0	-3	0
<b>BEARS</b>	<b>29</b>	<b>13</b>	<b>289</b>	<b>9.9</b>	<b>85t</b>	<b>1</b>
<b>OPPONENTS</b>	<b>22</b>	<b>14</b>	<b>123</b>	<b>5.6</b>	<b>NA</b>	<b>0</b>



## 1966 CHICAGO BEARS STATISTICS

**Record: 5-7-2, .429**

**5th Place, Western Conf.**

**Head Coach: George S. Halas**

09/11	L	3-14	at Detroit	52,225
09/16	L	17-31	at L.A. Rams	58,916
10/02	W	13-10	at Minnesota	47,426
10/09	W	27-17	BALTIMORE	47,452
10/16	L	0-17	GREEN BAY	48,573
10/23	W	17-10	L.A. RAMS	47,475
10/31	L	17-24	at St. Louis	49,516
11/06	T	10-10	DETROIT	47,041
11/13	T	30-30	SAN FRANCISCO	47,078
11/20	L	6-13	at Green Bay	50,861
11/27	W	23-6	ATLANTA	44,777
12/04	L	16-21	at Baltimore	60,238
12/11	L	14-41	at San Francisco	37,170
12/18	W	41-28	MINNESOTA	45,191

Bears		Opp	
<b>TOTAL FIRST DOWNS</b>	<b>196</b>	<b>239</b>	
Rushing	96	102	
Passing	85	116	
Penalty	15	21	
3rd Down: Made/Att	44/182	67/198	
3rd Down Pct.	24.2	33.8	
4th Down: Made/Att	5/13	8/14	
4th Down Pct.	38.5	57.1	
<b>TOTAL NET YARDS</b>	<b>3699</b>	<b>3971</b>	
Avg. Per Game	264.2	283.6	
Total Plays	801	872	
Avg. Per Play	4.6	4.6	
<b>NET YARDS RUSHING</b>	<b>1927</b>	<b>1604</b>	
Avg. Per Game	137.6	114.6	
Total Rushes	463	466	
<b>NET YARDS PASSING</b>	<b>1772</b>	<b>2367</b>	
Avg. Per Game	140.4	170.5	
Sacked/Yards Lost	29/244	29/233	
Gross Yards	2016	2600	
Att./Comp.	338/159	406/202	
Completion Pct.	47.0	49.8	
Had Intercepted	15	23	
<b>PUNTS/AVERAGE</b>	<b>80/41.9</b>	<b>71/42.4</b>	
<b>NET PUNTING AVG.</b>	<b>37.9</b>	<b>39.9</b>	
<b>PENALTIES/YARDS</b>	<b>80/714</b>	<b>71/686</b>	
<b>FUMBLES/BALL LOST</b>	<b>26/12</b>	<b>35/23</b>	
<b>TOUCHDOWNS</b>	<b>26</b>	<b>34</b>	
Rushing	12	13	
Passing	10	13	
Returns	4	8	

Score by Period	1	2	3	4	Tot
BEARS	75	57	26	76	234
OPPONENTS	59	79	62	72	272

SCORING	TDs:Ru-Pa-RK-PAT	FG	5 Pts					
Leclerc	0 0 0 0	24/25	18/30	0 78				
Sayers	12 8 2 2			0 72				
Jones	5 0 5 0			0 30				
Bukich	2 2 0 0			0 12				
Ditka	2 0 2 0			0 12				
Arnett	1 1 0 0			0 6				
Fortunato	1 0 0 1			0 6				
Gordon	1 0 1 0			0 6				
Kurek	1 1 0 0			0 6				
O'Bradovich	1 0 0 1			0 6				
<b>BEARS</b>	<b>26</b>	<b>12</b>	<b>4</b>	<b>24/25</b>	<b>18/30</b>	<b>0</b>	<b>234</b>	
<b>OPPONENTS</b>	<b>34</b>	<b>13</b>	<b>13</b>	<b>8</b>	<b>32/34</b>	<b>12/29</b>	<b>0</b>	<b>272</b>

RUSHING	No	Yds	Avg	Lg	TD
Sayers	229	1231	5.4	58	8
Bull	100	318	3.2	13	0
Arnett	55	178	3.2	21	1
Kurek	52	179	3.4	12	1
Bukich	18	14	0.8	12	2
Piccolo	3	12	4.0	5	0
Marconi	3	5	1.6	3	0
Gordon	1	2	2.0	2	0
Rakestraw	1	-5	-5.0	-5	0
Jones	1	-7	-7.0	-7	0
<b>BEARS</b>	<b>463</b>	<b>1927</b>	<b>4.2</b>	<b>58</b>	<b>12</b>
<b>OPPONENTS</b>	<b>466</b>	<b>1604</b>	<b>3.4</b>	<b>30</b>	<b>13</b>

RECEIVING	No	Yds	Avg	Lg	TD
Sayers	34	447	13.1	80	2
Ditka	32	378	11.8	30	2
Jones	28	504	18.0	80	5
Bull	20	174	8.7	28	0
Gordon	15	210	14.0	40	1
Kurek	10	178	17.8	49	0
Arnett	10	42	4.2	11	0
Morris	5	49	9.9	15	0
Allen	3	28	9.3	14	0
Bivins	2	6	3.0	4	0
<b>BEARS</b>	<b>159</b>	<b>2016</b>	<b>12.4</b>	<b>80</b>	<b>10</b>
<b>OPPONENTS</b>	<b>202</b>	<b>2600</b>	<b>11.7</b>	<b>84</b>	<b>13</b>

PASSING	Att	Cmp	Yds	Cmp%	Yd/Att	TD	TD%	Int	Int%	Lg	Sack/Lost	Rating
Bukich	309	147	1858	47.6	6.01	10	3.2	21	6.8	80	26/211	49.3
Wade	21	9	79	42.9	3.76	0	0.0	1	4.8	14	0/0	33.6
Sayers	6	2	58	33.3	9.67	0	0.0	1	16.7	39	0/0	30.6
Bull	1	1	21	100.0	21.0	0	0.0	0	0.0	21	0/0	118.8
Arnett	1	0	0	00.0	0.0	0	0.0	0	0.0	0	0/0	39.6
Rakestraw	0	0	0	00.0	0.0	0	0.0	0	0.0	0	3/33	0.0
<b>BEARS</b>	<b>338</b>	<b>159</b>	<b>2016</b>	<b>47.0</b>	<b>5.82</b>	<b>10</b>	<b>3.0</b>	<b>23</b>	<b>6.8</b>	<b>80</b>	<b>29/244</b>	<b>47.0</b>
<b>OPPONENTS</b>	<b>406</b>	<b>202</b>	<b>2600</b>	<b>49.8</b>	<b>5.80</b>	<b>13</b>	<b>3.2</b>	<b>15</b>	<b>3.7</b>	<b>84</b>	<b>29/233</b>	<b>65.5</b>

PUNTING	No	Yds	Avg	Net	TB	In	Lg	B
Green	80	3358	41.9	37.9	4	12	69	0
<b>BEARS</b>	<b>80</b>	<b>3358</b>	<b>41.9</b>	<b>37.9</b>	<b>4</b>	<b>12</b>	<b>69</b>	<b>0</b>
<b>OPPONENTS</b>	<b>71</b>	<b>3010</b>	<b>42.4</b>	<b>39.9</b>	<b>4</b>	<b>22</b>	<b>70</b>	<b>0</b>

INTS	No	Yds	Avg	Lg	TD
Pettibon	4	34	8.5	20	0
Whitsell	3	44	14.7	21	0
McRae	3	53	17.7	53	0
Taylor	1	15	15.0	15	0
Butkus	1	3	3.0	3	0
Atkins	1	3	3.0	3	0
Fortunato	1	3	3.0	3	0
Genry	1	0	0.0	0	0
<b>BEARS</b>	<b>15</b>	<b>155</b>	<b>10.3</b>	<b>53</b>	<b>0</b>
<b>OPPONENTS</b>	<b>23</b>	<b>426</b>	<b>18.5</b>	<b>94</b>	<b>6</b>

KO RETURNS	No	Yds	Avg	Lg	TD
Sayers	23	718	31.2	93	2
Gordon	19	521	27.4	94	0
Arnett	2	39	19.5	25	0
Butkus	3	32	10.7	18	0
Taylor	1	3	3.0	3	0
Brown	0	28	28.0	28	0
<b>BEARS</b>	<b>48</b>	<b>1341</b>	<b>27.9</b>	<b>94</b>	<b>2</b>
<b>OPPONENTS</b>	<b>49</b>	<b>1055</b>	<b>21.5</b>	<b>80</b>	<b>0</b>

PUNT RET.	Ret	FC	Yds	Avg	Lg	TD
Arnett	15	10	58	3.9	13	0
Sayers	6	11	44	7.3	27	0
Gordon	4	2	-5	-1.3	0	0
<b>BEARS</b>	<b>25</b>	<b>23</b>	<b>97</b>	<b>3.9</b>	<b>27</b>	<b>0</b>
<b>OPPONENTS</b>	<b>46</b>	<b>16</b>	<b>250</b>	<b>5.4</b>	<b>44</b>	<b>1</b>

## BEARS STADIUM RECORD BREAKDOWN

The Bears regular season combined record at Soldier Field (old and new) stands at 194-138-1. The Bears have also played home games at Normal Park (multiple games, 1920, 1927, 1928); Decatur (1921, victory over Rock Island); Comiskey Park (multiple games, 1922, 1924); DePaul (1925, victory over Hammond); Mills (1930, tie versus Brooklyn); Loyola (1931, victory over Cleveland); Chicago Stadium (1932, victory over Portsmouth); Dycbe Stadium (1970, victory over Philadelphia); and Memorial Stadium in Champaign (2002).

- Bears record at Wrigley Field\*..... 221-89-22 (.699)
- Bears home record at Wrigley Field..... 219-89-22 (.697)
- Bears home record at other Chicago sites ..... 17-7-2 (.692)
- Bears record at Soldier Field (through 2001) ..... 140-96-1 (.593)
- Bears record at Soldier Field (since 2003) ..... 59-45 (.567)
- Bears record at Memorial Stadium (2002)..... 3-5 (.375)
- Bears regular season combined home record ..... 428-242-25 (.634)

\*Bears played the Tigers at Cubs Park (Wrigley Field) as the visiting team in 1920



## 1967 CHICAGO BEARS STATISTICS

**Record: 7-6-1, .538**

**2nd Place, Central**

**Head Coach: George S. Halas**

09/17 L 13-41	at Pittsburgh	53,365
09/24 L 10-13	at Green Bay	50,861
10/01 W 17-7	at Minnesota	44,868
10/08 L 3-24	BALTIMORE	47,190
10/15 W 14-13	DETROIT	46,024
10/22 L 0-24	at Cleveland	83,183
10/29 L 17-28	L.A. RAMS	46,073
11/05 W 27-13	at Detroit	55,606
11/12 W 34-7	N.Y. GIANTS	46,223
11/19 W 30-3	ST. LOUIS	47,147
11/26 L 13-17	GREEN BAY	47,513
12/03 W 28-14	at San Francisco	25,613
12/10 T 10-10	MINNESOTA	40,110
12/17 W 23-14	at Atlanta	54,107

	Bears	Opp.
<b>TOTAL FIRST DOWNS</b>	<b>175</b>	<b>215</b>
Rushing	98	91
Passing	62	98
Penalty	15	26
3rd Down: Made/Att	NA	NA
3rd Down Pct.	NA	NA
4th Down: Made/Att	NA	NA
4th Down Pct.	NA	NA
<b>TOTAL NET YARDS</b>	<b>3293</b>	<b>3406</b>
Avg. Per Game	235.2	243.3
Total Plays	757	789
Avg. Per Play	4.4	4.3
<b>NET YARDS RUSHING</b>	<b>1852</b>	<b>1534</b>
Avg. Per Game	132	110
Total Rushes	489	419
<b>NET YARDS PASSING</b>	<b>1441</b>	<b>1875</b>
Avg. Per Game	102.9	133.9
Sacked/Yards Lost	27/232	30/271
Gross Yards	1673	2146
Att./Comp.	268/131	370/168
Completion Pct.	48.9	42.6
Had Intercepted	18	28
<b>PUNTS/AVERAGE</b>	<b>79/42.9</b>	<b>77/41.3</b>
<b>NET PUNTING AVG.</b>	<b>NA</b>	<b>NA</b>
<b>PENALTIES/YARDS</b>	<b>98/953</b>	<b>82/782</b>
<b>FUMBLES/BALL LOST</b>	<b>25/14</b>	<b>23/16</b>
<b>TOUCHDOWNS</b>	<b>29</b>	<b>27</b>
Rushing	12	12
Passing	9	14
Returns	8	1

Score by Period	1	2	3	4	Tot
BEARS	68	81	56	34	239
OPPONENTS	41	48	54	75	228

RUSHING	No	Yds	Avg	Lg	TD
Sayers	186	880	4.5	70	7
Piccolo	86	317	3.7	31	0
Concannon	67	279	4.2	31	3
Bull	61	176	2.9	11	0
Kurek	37	112	3.0	13	0
Rakestraw	11	42	3.8	20	2
Livingston	30	41	1.4	6	0
J. Jones	4	19	4.8	24	0
Morris	1	6	6.0	6	0
Gordon	3	-7	-2.3	9	0
Buklich	4	-13	-3.3	2	0
<b>BEARS</b>	<b>489</b>	<b>1852</b>	<b>3.8</b>	<b>70</b>	<b>12</b>
<b>OPPONENTS</b>	<b>419</b>	<b>1534</b>	<b>3.7</b>	<b>-</b>	<b>12</b>

RECEIVING	No	Yds	Avg	Lg	TD
Gordon	31	534	16.8	93t	5
Morris	20	231	11.6	31	1
Bull	18	250	13.9	63	1
Sayers	16	126	7.9	32t	1
Piccolo	13	103	7.9	25	0
Denney	12	113	9.4	19	0
J. Jones	7	138	19.7	34	0
Livingston	5	62	12.4	38	0
Kurek	5	30	6.0	8	0
R. Jones	3	80	26.6	51t	1
Stoepel	1	6	6.0	6	0
<b>BEARS</b>	<b>131</b>	<b>1673</b>	<b>12.7</b>	<b>93t</b>	<b>9</b>
<b>OPPONENTS</b>	<b>168</b>	<b>2146</b>	<b>12.8</b>	<b>-</b>	<b>14</b>

PASSING	Att	Cmp	Yds	Cmp%	Yd/Att	TD	TD%	Int	Int%	Lg	Sack/Lost	Rating
Concannon	186	92	1260	49.5	6.77	6	3.2	14	7.5	93	19/168	50.9
Buklich	33	18	185	54.5	5.61	0	0.0	2	6.1	30	5/42	45.6
Rakestraw	44	21	228	47.7	5.18	3	6.8	2	4.5	34	2/15	67.2
Sayers	5	0	0	0.0	0.0	0	0.0	0	0.0	0	0/0	39.6
Petitbon	0	0	0	0.0	0.0	0	0.0	0	0.0	0	1/7	0.0
<b>BEARS</b>	<b>268</b>	<b>131</b>	<b>1673</b>	<b>48.9</b>	<b>6.24</b>	<b>9</b>	<b>3.4</b>	<b>18</b>	<b>6.7</b>	<b>93</b>	<b>27/232</b>	<b>52.0</b>
<b>OPPONENTS</b>	<b>370</b>	<b>168</b>	<b>2146</b>	<b>45.4</b>	<b>5.80</b>	<b>14</b>	<b>3.8</b>	<b>28</b>	<b>7.6</b>	<b>-</b>	<b>30/271</b>	<b>45.2</b>

PUNTING	No	Yds	Avg	Net	TB	In	Lg	B
Green	79	3392	42.9					68
<b>BEARS</b>	<b>79</b>	<b>3392</b>	<b>42.9</b>					<b>68</b>
<b>OPPONENTS</b>	<b>77</b>	<b>3180</b>	<b>41.3</b>					<b>NA</b>

INTS	No	Yds	Avg	Lg	TD
B. McRae	5	94	18.8	34	2
Petitbon	5	73	14.6	35	0
R. Taylor	5	19	3.8	10	0
Gentry	4	25	6.3	17	0
Buffone	3	39	13.0	22	0
Cornish	2	10	5.0	6	0
J. Taylor	1	27	27.0	27	0
Butkus	1	24	24.0	24	0
Brown	1	23	23.0	23	0
Amsler	1	0	0.0	0	0
<b>BEARS</b>	<b>28</b>	<b>334</b>	<b>11.9</b>	<b>35</b>	<b>2</b>
<b>OPPONENTS</b>	<b>18</b>	<b>246</b>	<b>13.7</b>	<b>-</b>	<b>1</b>

KO RETURNS	No	Yds	Avg	Lg	TD
Sayers	16	603	37.7	103t	3
Gordon	16	397	24.8	32	0
Kurek	5	81	16.2	25	0
Dodd	3	34	11.3	24	0
Brown	2	34	17.0	17	0
J. Taylor	1	8	8.0	8	0
Jackson	1	0	0.0	0	0
Kriewald	1	0	0.0	0	0
Kuechenberg	1	0	0.0	0	0
Stoepel	1	0	0.0	0	0
<b>BEARS</b>	<b>47</b>	<b>1157</b>	<b>24.6</b>	<b>103t</b>	<b>3</b>
<b>OPPONENTS</b>	<b>52</b>	<b>1064</b>	<b>20.5</b>	<b>-</b>	<b>0</b>

PUNT RET.	Ret	FC	Yds	Avg	Lg	TD
Gordon	12	12	82	6.8	43	0
Morris	4	4	24	6.0	15	0
Sayers	3	8	80	26.7	58t	1
Dodd	3	4	8	2.7	6	0
<b>BEARS</b>	<b>22</b>	<b>28</b>	<b>194</b>	<b>8.8</b>	<b>58t</b>	<b>1</b>
<b>OPPONENTS</b>	<b>41</b>	<b>19</b>	<b>168</b>	<b>4.1</b>	<b>-</b>	<b>0</b>

## FRANCHISE MOVES

- Arizona Cardinals.....played in Chicago 1920-59; played in St. Louis 1960-87; known as Phoenix 1988-93
- Cleveland Browns.....suspended operations in 1996; resumed play in 1999
- Detroit Lions.....known as Portsmouth Spartans prior to 1934
- Indianapolis Colts.....played in Baltimore prior to 1984
- Los Angeles Rams.....played in Cleveland 1937-45; in Los Angeles 1946-94; in St. Louis 1995-2015
- New England Patriots.....played in Boston prior to 1971
- Oakland Raiders.....played in Los Angeles 1982-94
- Philadelphia Eagles.....played as a merged team with Pittsburgh in 1943 (one season only)
- Pittsburgh Steelers.....known as Pirates prior to 1941; merged with Philly for 1943 season and with the Chicago Cardinals (Card-Pitt) in 1944
- Tennessee Titans.....played in Houston 1960-96; retained nickname "Oilers" through 1998
- Washington Redskins.....known as Braves prior to 1933; played in Boston prior to 1937



# 1968 CHICAGO BEARS STATISTICS

**Record: 7-7, .500**

**2nd Place, NFC Central**

**Head Coach: Jim Dooley**

09/15 L 28-38	WASHINGTON	41,321
09/22 L 0-42	at Detroit	50,688
09/29 W 27-17	at Minnesota	47,644
10/6 L 7-28	at Baltimore	60,238
10/13 L 10-28	DETROIT	46,956
10/20 W 29-16	at Philadelphia	60,898
10/27 W 26-24	MINNESOTA	46,562
11/03 W 13-10	at Green Bay	50,861
11/10 W 27-19	SAN FRANCISCO	46,978
11/17 L 13-16	ATLANTA	44,214
11/24 L 3-34	DALLAS	46,667
12/01 W 23-17	at New Orleans	78,285
12/08 W 17-16	at L.A. Rams	66,368
12/15 L 27-28	GREEN BAY	46,435

Score by Period	1	2	3	4	Tot
BEARS	68	95	27	60	250
OPPONENTS	68	137	60	68	333

SCORING	TDs:Ru-Pa-Rk-PAT	FG	S	Pts
Percival	0 0 0 0	25/25	25/36	0 100

Carter	4	4	0	0	0	24
Gordon	4	0	4	0	0	24
Bull	3	3	0	0	0	18
Concannon	2	2	0	0	0	12
Sayers	2	2	0	0	0	12
Piccolo	2	2	0	0	0	12
Denney	2	0	2	0	0	12
Wallace	2	0	2	0	0	12
Turner	2	0	2	0	0	12
Kurek	1	1	0	0	0	6
R. Taylor	1	0	1	0	0	6
<b>BEARS</b>	<b>25</b>	<b>14</b>	<b>10</b>	<b>25</b>	<b>25/36</b>	<b>0 250</b>
<b>OPPONENTS</b>	<b>43</b>	<b>17</b>	<b>25</b>	<b>138/40</b>	<b>11/31</b>	<b>0 333</b>

PUNTING	No	Yds	Avg	Net	TB	In	Lg	B
Green	27	1142	42.3					58 1
Kilgore	35	1231	35.2					50 2
Lyle	4	144	33.5					39 0
<b>BEARS</b>	<b>66</b>	<b>2508</b>	<b>38.0</b>					<b>58 3</b>
<b>OPPONENTS</b>	<b>66</b>	<b>2640</b>	<b>40.1</b>					<b>63 0</b>

INTS	No	Yds	Avg	Lg	TD
McRae	4	41	10.3	22	0
R. Taylor	3	96	32.0	96t	1
Butkus	3	14	4.7	14	0
Phillips	2	23	11.5	17	0
Pettibon	2	18	9.0	18	0
Buffone	1	21	21.0	21	0
Gentry	1	7	7.0	7	0
Evey	1	6	6.0	6	0
J. Taylor	1	0	0.0	0	0
<b>BEARS</b>	<b>18</b>	<b>226</b>	<b>12.6</b>	<b>96t</b>	<b>1</b>
<b>OPPONENTS</b>	<b>21</b>	<b>260</b>	<b>12.4</b>	<b>50</b>	<b>1</b>

Bears		Opp.
<b>TOTAL FIRST DOWNS</b>	<b>219</b>	<b>240</b>
Rushing	121	102
Passing	78	102
Penalty	20	36
3rd Down: Made/Att	NA	NA
3rd Down Pct.	NA	NA
4th Down: Made/Att	NA	NA
4th Down Pct.	NA	NA
<b>TOTAL NET YARDS</b>	<b>4058</b>	<b>4371</b>
Avg. Per Game	289.9	312.2
Total Plays	857	899
Avg. Per Play	4.7	4.9
<b>NET YARDS RUSHING</b>	<b>2377</b>	<b>1704</b>
Avg. Per Game	169.8	121.7
Total Rushes	500	427
<b>NET YARDS PASSING</b>	<b>1681</b>	<b>2667</b>
Avg. Per Game	135.9	171.7
Sacked/Yards Lost	24/187	30/226
Gross Yards	1868	2893
Att./Comp.	343/158	333/172
Completion Pct.	46.1	51.7
Had Intercepted	18	21
<b>PUNTS/AVERAGE</b>	<b>66/38.0</b>	<b>66/40.1</b>
<b>NET PUNTING AVG.</b>	<b>NA</b>	<b>NA</b>
<b>PENALTIES/YARDS</b>	<b>113/1194</b>	<b>91/896</b>
<b>FUMBLES/BALL LOST</b>	<b>28/12</b>	<b>20/16</b>
<b>TOUCHDOWNS</b>	<b>25</b>	<b>43</b>
Rushing	14	17
Passing	10	25
Returns	1	1

RUSHING	No	Yds	Avg	Lg	TD
Sayers	138	856	6.2	63	2
Bull	107	472	4.4	24	3
Piccolo	123	450	3.7	19	2
Carter	48	265	5.5	31	4
Concannon	28	104	3.7	16	2
Kurek	17	95	5.6	23	1
Wallace	3	29	9.7	18	0
Lyle	4	28	7.0	26	0
Livingston	7	25	3.6	8	0
Hull	12	22	1.8	12	0
Turner	2	16	8.0	14	0
Rakestraw	9	12	1.3	7	0
Green	1	4	4.0	4	0
Denney	1	-1	-1.0	-1	0
<b>BEARS</b>	<b>500</b>	<b>2377</b>	<b>4.8</b>	<b>63</b>	<b>14</b>
<b>OPPONENTS</b>	<b>427</b>	<b>1704</b>	<b>4.0</b>	<b>46</b>	<b>17</b>

KO RETURNS	No	Yds	Avg	Lg	TD
Turner	20	363	18.2	33	0
Sayers	17	461	27.1	46	0
Childs	8	291	36.4	88	0
Kurek	4	48	12.0	20	0
Gordon	3	97	32.3	37	0
Wallace	3	80	26.7	42	0
Butkus	2	30	15.0	28	0
Kuechenberg	1	0	0.0	0	0
<b>BEARS</b>	<b>58</b>	<b>1370</b>	<b>23.6</b>	<b>88</b>	<b>0</b>
<b>OPPONENTS</b>	<b>54</b>	<b>968</b>	<b>17.9</b>	<b>41</b>	<b>0</b>

PUNT RET.	Ret	FC	Yds	Avg	Lg	TD
Turner	9	17	19	2.1	12	0
Wallace	6	3	27	4.5	9	0
Sayers	2	3	29	14.5	18	0
Gordon	1	1	5	5.0	5	0
Hazelton	1	0	1	1.0	1	0
<b>BEARS</b>	<b>19</b>	<b>24</b>	<b>81</b>	<b>4.3</b>	<b>18</b>	<b>0</b>
<b>OPPONENTS</b>	<b>28</b>	<b>19</b>	<b>120</b>	<b>4.3</b>	<b>40</b>	<b>0</b>

PASSING	Att	Cmp	Yds	Cmp%	Yd/Att	TD	Int	Int%	Lg	Sack/Lost	Rating	
Concannon	143	71	715	49.7	5.00	5	3.5	9	6.3	51	9/72	49.7
Carter	122	55	769	45.1	6.30	4	3.3	5	4.1	50	6/45	59.8
Rakestraw	67	30	361	44.7	5.39	1	1.5	7	10.4	80	6/49	27.2
Bukich	7	2	23	28.6	3.29	0	0.0	0	0.0	13	3/21	40.8
Sayers	2	0	0	0.0	0.00	0	0.0	0	0.0	0	0/0	39.6
Kilgore	1	0	0	0.0	0.00	0	0.0	0	0.0	0	0/0	39.6
Bull	1	0	0	0.0	0.00	0	0.0	0	0.0	0	0/0	39.6
<b>BEARS</b>	<b>343</b>	<b>158</b>	<b>1868</b>	<b>46.1</b>	<b>4.90</b>	<b>10</b>	<b>2.9</b>	<b>21</b>	<b>6.1</b>	<b>80</b>	<b>24/187</b>	<b>45.1</b>
<b>OPPONENTS</b>	<b>533</b>	<b>172</b>	<b>2893</b>	<b>51.7</b>	<b>8.01</b>	<b>25</b>	<b>7.5</b>	<b>18</b>	<b>5.4</b>	<b>99t</b>	<b>30/226</b>	<b>81.0</b>

FGs	1-19	20-29	30-39	40-49	50+
Percival	7/	6/	5/	6/	1/
<b>BEARS</b>	<b>7/</b>	<b>6/</b>	<b>5/</b>	<b>6/</b>	<b>1/</b>
<b>OPPONENTS</b>	<b>2/</b>	<b>2/</b>	<b>4/</b>	<b>3/</b>	<b>0/</b>
Percival:	43, 31, 33, 39, 31, 28, 15, 14, 12, 42, 21, 47, 10, 43, 42, 15, 34, 14, 20, 50, 46, 20, 20, 14, 26				
<b>OPPONENTS:</b>	<b>37, 43, 30, 37, 44, 38, 19, 20, 21, 49, 19</b>				

DEFENSE	T	S	A	FF	FR	PD	Sa	Int
Butkus	127	55	NA	1	NA	NA	0.0	3
Buffone	92	34	NA	1	NA	NA	0.0	1
Evey	52	36	NA	0	NA	NA	8.0	1
R. Taylor	47	11	NA	0	NA	NA	0.0	3
Phillips	35	20	NA	0	NA	NA	9.0	2
J. Taylor	35	9	NA	1	NA	NA	0.0	1
McRae	32	9	NA	0	NA	NA	7.0	4
Johnson	26	19	NA	0	NA	NA	5.0	0
Comish	23	11	NA	0	NA	NA	0.0	0
<b>SACKS:</b>	Buffone 9.0, Phillips 9.0, Evey 8.0, McRae 7.0, Johnson 5.0							
<b>TEAM:</b>	30.0; <b>OPPONENTS:</b> 24.0							

**USUAL STARTERS**

Offense	Defense
WR.....Dick Gordon	RE.....Lloyd Phillips
LT.....Randy Jackson	RT.....Dick Evey
LG.....George Seals	LT.....John Johnson
C.....Mike Pyle	LE.....Ed O'Bradovich
RG.....James Cadlie	WLB.....James Purnell
RT.....Bob Wetoska	MLB.....Dick Butkus
TE.....Austin Denney	SLB.....Doug Buffone
WR.....Cecil Turner	LCB.....Joe Taylor
QB.....Jack Concannon	LCB.....Bennie McRae
RB.....Gale Sayers	SS.....Richie Pettibon
FB.....Ronnie Bull	FS.....Roosevelt Taylor

Team Stats	Bears	Avg
Total Yards	4058	289.9
Rushing Yards	2377	169.8
Passing Yards	1681	120.1
Points Scored	250	17.9
Opp		Avg
Total Yards	4371	312.2
Rushing Yards	1704	121.7
Passing Yards	2667	190.5
Points Scored	333	23.8

HISTORY



# 1969 CHICAGO BEARS STATISTICS

**Record: 1-13, .071**  
**4th Place, NFC Central**  
**Head Coach: Jim Dooley**

09/21 L	0-17	at Green Bay	50,861
09/28 L	17-20	at St. Louis	50,039
10/05 L	24-28	at N. Y. Giants	62,583
10/12 L	0-31	MINNESOTA	45,757
10/19 L	7-13	at Detroit	54,732
10/26 L	7-9	L.A. RAMS	45,985
11/02 L	14-31	at Minnesota	47,900
11/09 W	38-7	PITTSBURGH	45,851
11/16 L	31-48	at Atlanta	53,722
11/23 L	21-24	BALTIMORE	45,455
11/30 L	24-28	CLEVELAND	45,050
12/06 L	21-42	at San Francisco	32,826
12/14 L	3-21	GREEN BAY	45,216
12/21 L	3-20	DETROIT	41,879

Bears		Opp	
<b>TOTAL FIRST DOWNS</b>	<b>237</b>	<b>208</b>	
Rushing	120	89	
Passing	97	98	
Penalty	20	21	
3rd Down: Made/Att	NA	NA	
3rd Down Pct.	NA	NA	
4th Down: Made/Att	NA	NA	
4th Down Pct.	NA	NA	
<b>TOTAL NET YARDS</b>	<b>3568</b>	<b>3881</b>	
Avg. Per Game	255	278	
Total Plays	901	769	
Avg. Per Play	3.9	5.1	
<b>NET YARDS RUSHING</b>	<b>2078</b>	<b>1900</b>	
Avg. Per Game	148	136	
Total Rushes	462	440	
<b>NET YARDS PASSING</b>	<b>1490</b>	<b>1981</b>	
Avg. Per Game	106	142	
Sacked/Yards Lost	55/439	33/258	
Gross Yards	1929	2239	
Att./Comp.	384/193	296/150	
Completion Pct.	50.1	50.7	
Had Intercepted	21	16	
<b>PUNTS/AVERAGE</b>	<b>76/39.0</b>	<b>59/41.7</b>	
<b>NET PUNTING AVG.</b>	<b>NA</b>	<b>NA</b>	
<b>PENALTIES/YARDS</b>	<b>89/940</b>	<b>66/612</b>	
<b>FUMBLES/BALL LOST</b>	<b>27/17</b>	<b>21/11</b>	
<b>TOUCHDOWNS</b>	<b>26</b>	<b>43</b>	
Rushing	14	17	
Passing	11	23	
Returns	1	3	

PASSING	Att	Cmp	Yds	Cmp%	Yd/Att	TD	TD%	Int	Int%	Lg	Sack/Lost	Rating
Concannon	160	87	783	54.4	4.89	4	2.5	8	5.0	38	14/104	55.3
Douglass	148	68	773	45.9	5.22	5	3.4	8	5.4	48	37/312	50.9
Carter	71	36	343	50.7	4.83	2	2.8	5	7.0	41	3/20	44.5
Green	2	2	30	100.0	15.00	0	0.0	0	0.0	19	0/0	118.8
Bull	1	0	0	0.0	0.00	0	0.0	0	0.0	0	0/0	39.6
Sayers	2	0	0	0.0	0.00	0	0.0	0	0.0	0	1/3	39.6
<b>BEARS</b>	<b>384</b>	<b>193</b>	<b>2929</b>	<b>50.1</b>	<b>5.02</b>	<b>11</b>	<b>2.9</b>	<b>21</b>	<b>5.5</b>	<b>48</b>	<b>55/439</b>	<b>51.7</b>
<b>OPPONENTS</b>	<b>296</b>	<b>150</b>	<b>2239</b>	<b>50.7</b>	<b>7.56</b>	<b>23</b>	<b>7.8</b>	<b>16</b>	<b>5.4</b>	<b>77</b>	<b>33/258</b>	<b>79.2</b>

Score by Period	1	2	3	4	Tot
BEARS	30	86	57	37	210
OPPONENTS	79	88	76	96	339

SCORING	TDs:Ru-Pa-RK-PAT	FG	5	Pts				
Percival	0	0	0	0	26/26	8/21	0	50
Sayers	8	8	0	0	0	0	0	48
Wallace	5	0	5	0	0	0	0	30
Gordon	4	0	4	0	0	0	0	24
Piccolo	3	2	1	0	0	0	0	18
Douglass	2	2	0	0	0	0	0	12
Concannon	1	1	0	0	0	0	0	6
Denney	1	0	1	0	0	0	0	6
Hull	1	1	0	0	0	0	0	6
Youngblood	1	0	0	1	0	0	0	6
<b>BEARS</b>	<b>26</b>	<b>14</b>	<b>11</b>	<b>26/26</b>	<b>8/21</b>	<b>0</b>	<b>210</b>	
<b>OPPONENTS</b>	<b>43</b>	<b>17</b>	<b>23</b>	<b>342/42</b>	<b>13/27</b>	<b>0</b>	<b>339</b>	

RUSHING	No	Yds	Avg	Lg	TD
Sayers	236	1032	4.4	28	8
Douglass	51	408	8.0	39	2
Bull	44	187	4.3	16	0
Piccolo	45	148	3.3	15	2
Hull	29	81	2.8	14	1
Concannon	22	62	2.8	30	1
Montgomery	15	52	3.5	6	0
Gordon	2	28	14.0	22	0
Kurek	8	24	3.0	6	0
Carter	4	19	4.8	11	0
Green	1	17	17.0	17	0
Wallace	4	16	4.0	15	0
Denney	1	4	4.0	4	0
<b>BEARS</b>	<b>462</b>	<b>2078</b>	<b>4.5</b>	<b>39</b>	<b>14</b>
<b>OPPONENTS</b>	<b>440</b>	<b>1900</b>	<b>4.3</b>	<b>80</b>	<b>17</b>

RECEIVING	No	Yds	Avg	Lg	TD
Wallace	47	553	11.8	45	5
Gordon	36	414	11.5	41	4
Denney	22	203	9.2	29	1
Piccolo	17	143	8.4	25	1
Sayers	17	116	6.8	25	0
Bull	14	91	6.5	17	0
Simmons	13	178	13.0	48	0
Hull	12	63	5.3	29	0
Ogden	7	100	14.3	21	0
Kurek	4	30	7.5	13	0
Montgomery	2	8	4.0	6	0
Turner	1	19	19.0	19	0
Lyle	1	11	11.0	11	0
<b>BEARS</b>	<b>193</b>	<b>1929</b>	<b>10.0</b>	<b>48</b>	<b>11</b>
<b>OPPONENTS</b>	<b>150</b>	<b>2239</b>	<b>14.9</b>	<b>77</b>	<b>23</b>

PUNTING	No	Yds	Avg	Net	TB	In	Lg	B	
Green	76	2964	39.0					59	0
<b>BEARS</b>	<b>76</b>	<b>2964</b>	<b>39.0</b>					<b>59</b>	<b>0</b>
<b>OPPONENTS</b>	<b>59</b>	<b>2460</b>	<b>41.7</b>					<b>72</b>	<b>0</b>

INTS	No	Yds	Avg	Lg	TD
J. Taylor	3	37	12.3	23	0
Daniels	3	37	12.3	32	0
Youngblood	3	22	7.3	22	1
Butkus	2	13	6.5	11	0
Buffone	2	12	6.0	12	0
Lyle	1	10	10.0	10	0
Pride	1	1	1.0	1	0
McRae	1	0	0.0	0	0
<b>BEARS</b>	<b>16</b>	<b>132</b>	<b>8.3</b>	<b>32</b>	<b>1</b>
<b>OPPONENTS</b>	<b>21</b>	<b>NA</b>	<b>NA</b>	<b>44</b>	<b>0</b>

KO RETURNS	No	Yds	Avg	Lg	TD
Sayers	14	339	24.2	52	0
Lyle	11	248	22.5	32	0
Turner	10	326	32.6	74	0
Gordon	6	105	17.5	27	0
Kurek	4	66	16.5	20	0
Butkus	3	28	9.3	28	0
Seals	2	20	10.0	20	0
Holman	1	0	0.0	0	0
Kuechenberg	1	0	0.0	0	0
<b>BEARS</b>	<b>52</b>	<b>1132</b>	<b>21.8</b>	<b>74</b>	<b>0</b>
<b>OPPONENTS</b>	<b>38</b>	<b>921</b>	<b>24.3</b>	<b>86</b>	<b>1</b>

PUNT RET.	Ret	FC	Yds	Avg	Lg	TD
Lyle	12	1	78	6.5	27	0
Piccolo	9	5	43	4.8	15	0
Turner	8	2	32	4.0	12	0
Gordon	1	0	11	11.0	11	0
Sayers	0	1	0	0.0	0	0
<b>BEARS</b>	<b>30</b>	<b>9</b>	<b>164</b>	<b>5.47</b>	<b>27</b>	<b>0</b>
<b>OPPONENTS</b>	<b>28</b>	<b>NA</b>	<b>106</b>	<b>3.75</b>	<b>24</b>	<b>0</b>

FGs	1-19	20-29	30-39	40-49	50+	
Percival	1/	3/	4/	0/	0/	0/
<b>BEARS</b>	<b>1/</b>	<b>3/</b>	<b>4/</b>	<b>0/</b>	<b>0/</b>	<b>0/</b>
<b>OPPONENTS</b>	<b>3/</b>	<b>4/</b>	<b>3/</b>	<b>3/</b>	<b>0/</b>	<b>0/</b>
Percival's:	34,10,37,27,35,21,25,38					
<b>OPPONENTS:</b>	32,24,20,46,28,23,11,48,30,17,17,43,31					

DEFENSE (Top 6)	T	S	A	FF	FR	PD	Sa	Int
Buffone	68	NA	NA	NA	NA	NA	3.0	2
Taylor	41	30	11	NA	NA	NA	0.0	3
Holman	40	14	26	NA	NA	NA	0.0	0
Evey	39	3	36	NA	NA	NA	6.0	0
O'Bradovich	35	14	21	NA	NA	NA	0.0	0
McRae	25	20	5	NA	NA	NA	0.0	1
<b>SACKS:</b>	<b>Evey 6.0, Buffone 3.0</b>							
<b>TEAM</b>	<b>33.0, OPPONENTS 55.0</b>							

**USUAL STARTERS**

Offense	Defense	Total Stats	Bears	Avg
WR.....Bob Wallace	RE.....Ed O'Bradovich	Total Yards	3568	254.9
LT.....Randy Jackson	RT.....Willie Holman	Rushing Yards	2078	148.4
LG.....George Seals	LT.....Frank Cornish	Passing Yards	1490	106.4
C.....Mike Pyle	LE.....Dick Evey	Points Scored	210	15.0
RG.....James Cadile	WLB.....Rudy Kuechenberg			
RT.....Rufus Mayes	MLB.....Dick Butkus			
TE.....Austin Denney	SLB.....Doug Buffone	Total Yards	3881	277.2
WR.....Dick Gordon	RCB.....Joe Taylor	Rushing Yards	1900	135.7
QB.....Bobby Douglass	LCB.....Bennie McRae	Passing Yards	1981	141.5
RB.....Gale Sayers	SS.....George Youngblood	Points Scored	339	19.7
FB.....Ronnie Bull	FS.....Dick Daniels			



## 1970 CHICAGO BEARS STATISTICS

**Record: 6-8, .429**  
**3rd Place, NFC Central**  
**Head Coach: Jim Dooley**

09/19 W 24-16	at N.Y. Giants	62,936
09/27 W 20-16	PHILADELPHIA	53,643
10/05 L 14-28	at Detroit	58,210
10/11 L 0-24	MINNESOTA	45,400
10/18 L 7-20	SAN DIEGO	45,278
10/25 L 10-16	DETROIT	45,632
11/01 W 23-14	at Atlanta	58,850
11/08 L 16-37	SAN FRANCISCO	45,607
11/15 L 19-20	at Green Bay	56,263
11/22 W 31-13	BUFFALO	41,015
11/29 L 20-21	at Baltimore	60,240
12/05 L 13-16	at Minnesota	47,900
12/13 W 35-17	GREEN BAY	44,957
12/20 W 24-3	at New Orleans	63,518

Bears		Opp	
<b>TOTAL FIRST DOWNS</b>	<b>179</b>	<b>234</b>	
Rushing	83	83	
Passing	76	133	
Penalty	20	18	
3rd Down: Made/Att	NA	NA	
3rd Down Pct.	NA	NA	
4th Down: Made/Att	NA	NA	
4th Down Pct.	NA	NA	
<b>TOTAL NET YARDS</b>	<b>3265</b>	<b>4067</b>	
Avg. Per Game	233.2	290.5	
Total Plays	808	895	
Avg. Per Play	4.0	4.5	
<b>NET YARDS RUSHING</b>	<b>1092</b>	<b>1471</b>	
Avg. Per Game	78.0	105.1	
Total Rushes	353	409	
<b>NET YARDS PASSING</b>	<b>2173</b>	<b>2596</b>	
Avg. Per Game	135.9	171.7	
Sacked/Yards Lost	33/258	42/329	
Gross Yards	2431	2925	
Att./Comp.	422/210	394/233	
Completion Pct.	49.8	59.1	
Had Intercepted	23	17	
<b>PUNTS/AVERAGE</b>	<b>84/40.8</b>	<b>87/37.6</b>	
<b>NET PUNTING AVG.</b>	<b>NA</b>	<b>NA</b>	
<b>PENALTIES/YARDS</b>	<b>NA</b>	<b>NA</b>	
<b>FUMBLES/BALL LOST</b>	<b>29/14</b>	<b>27/13</b>	
<b>TOUCHDOWNS</b>	<b>28</b>	<b>31</b>	
Rushing	3	11	
Passing	21	18	
Returns	4	2	

Score by Period	1	2	3	4	Tot
BEARS	82	57	37	73	256
OPPONENTS	48	60	82	78	261

SCORING	TDs:Ru-Pa-RK-PAT	FG	5	Pts
Percival	0 0 0 0	28/28	20/34	0 88
Gordon	13 0 13 0	0	0	78
Seymour	4 0 4 0	0	0	24
Turner	4 0 0 4	0	0	24
Concannon	2 2 0 0	0	0	12
Farmer	2 0 2 0	0	0	12
Coady	1 0 1 0	0	0	6
Ogden	1 0 1 0	0	0	6
Shy	1 1 0 0	0	0	6
<b>BEARS</b>	<b>28 3 21 4</b>	<b>28/28</b>	<b>20/34</b>	<b>0 256</b>
<b>OPPONENTS</b>	<b>31 11 18 2</b>	<b>27/27</b>	<b>16/29</b>	<b>0 261</b>

RUSHING	No	Yds	Avg	Lg	TD
Montgomery	62	229	3.7	38	0
Shy	79	227	2.9	45	1
Bull	68	214	3.2	28	0
Concannon	42	136	3.2	16	2
Hull	32	99	3.1	13	0
Sayers	23	52	2.3	15	0
Baynham	26	68	2.6	9	0
Kurek	6	24	4.0	11	0
Douglass	7	22	3.1	7	0
Gordon	4	17	4.3	7	0
Green	1	7	7.0	7	0
Turner	3	-3	-1.0	0	0
<b>BEARS</b>	<b>353</b>	<b>1092</b>	<b>3.1</b>	<b>45</b>	<b>3</b>
<b>OPPONENTS</b>	<b>459</b>	<b>1471</b>	<b>3.2</b>	<b>23</b>	<b>11</b>

RECEIVING	No	Yds	Avg	Lg	TD
Gordon	71	1026	14.5	69	13
Farmer	31	496	16.0	60	2
Wallace	15	160	10.7	33	0
Montgomery	14	75	5.4	17	0
Bull	13	60	4.6	17	0
Hull	13	44	3.4	17	0
Baynham	12	43	3.6	13	0
Shy	10	147	14.7	64	0
Hester	7	54	7.7	16	0
Seymour	6	145	24.2	53	4
Coady	6	44	7.3	14	1
Cole	3	47	15.7	34	0
Kurek	3	11	3.7	5	0
Turner	2	43	21.5	34	0
Ogden	1	6	6.0	6	1
Percival	1	19	19.0	19	0
Lyle	1	5	5.0	5	0
Sayers	1	-6	-6.0	-6	0
<b>BEARS</b>	<b>210</b>	<b>2431</b>	<b>10.3</b>	<b>69</b>	<b>21</b>
<b>OPPONENTS</b>	<b>233</b>	<b>2925</b>	<b>11.1</b>	<b>79</b>	<b>18</b>

PUNTING	No	Yds	Avg	Net	TB	In	Lg	B
Green	83	3395	40.9					56 0
Lyle	1	29	29.0					29 0
<b>BEARS</b>	<b>84</b>	<b>3424</b>	<b>40.8</b>					<b>56 0</b>
<b>OPPONENTS</b>	<b>87</b>	<b>3271</b>	<b>37.6</b>					<b>62</b>

INTS	No	Yds	Avg	Lg	TD
Buffone	4	33	8.3	16	0
Butkus	3	0	0.0	0	0
Taylor	2	18	9.0	18	0
Brupbacher	2	17	8.5	7	0
Clark	1	32	32.0	32	0
Davis	1	0	0.0	0	0
McRae	1	0	0.0	0	0
Seals	1	0	0.0	0	0
<b>BEARS</b>	<b>17</b>	<b>100</b>	<b>5.9</b>	<b>32</b>	<b>0</b>
<b>OPPONENTS</b>	<b>23</b>	<b>NA</b>	<b>NA</b>	<b>43</b>	<b>1</b>

KO RETURNS	No	Yds	Avg	Lg	TD
Smith	28	651	23.2	46	0
Turner	23	752	32.7	96	4
Montgomery	4	69	17.3	21	0
Butkus	1	0	0.0	0	0
<b>BEARS</b>	<b>56</b>	<b>1472</b>	<b>26.3</b>	<b>96</b>	<b>4</b>
<b>OPPONENTS</b>	<b>47</b>	<b>935</b>	<b>19.9</b>	<b>32</b>	<b>0</b>

PUNT RET.	Ret	FC	Yds	Avg	Lg	TD
Smith	33	1	128	3.9	15	0
Cole	14	1	83	5.9	15	0
Lyle	9	3	37	4.1	10	0
Turner	1	0	0	0.0	0	0
<b>BEARS</b>	<b>57</b>	<b>5</b>	<b>246</b>	<b>4.3</b>	<b>15</b>	<b>0</b>
<b>OPPONENTS</b>	<b>40</b>	<b>NA</b>	<b>268</b>	<b>6.7</b>	<b>76</b>	<b>0</b>

FGs	1-19	20-29	30-39	40-49	50+
Percival	4/	5/	9/	1/	1/
<b>BEARS</b>	<b>4/</b>	<b>5/</b>	<b>9/</b>	<b>1/</b>	<b>1/</b>
<b>OPPONENTS</b>	<b>2/</b>	<b>5/</b>	<b>2/</b>	<b>7/</b>	<b>0/</b>
Percival:	28,17,36,11,30,47,31,36,37,19,23,38,13,31,37,28,27,33,24,50				
<b>OPPONENTS:</b>	25,20,45,42,22,43,49,31,40,17,49,21,23,10,32,47				

DEFENSE	(Top 10)	T	S	A	FF	FR	PD	Sa	Int
Butkus	132	48	84	NA	2	NA	0	0	3
Buffone	90	40	50	NA	0	NA	0	0	4
Caffey	82	41	41	NA	0	NA	0	0	0
Holman	79	31	48	NA	0	NA	12	0	0
Seals	54	22	32	NA	1	NA	5	0	1
Clark	44	18	26	NA	0	NA	0	0	1
Staley	42	6	36	NA	0	NA	7	0	0
McRae	37	10	27	NA	0	NA	0	0	1
Daniels	33	14	19	NA	0	NA	0	0	0
O'Bradovich	27	19	8	NA	0	NA	8	0	0

**SACKS:** Holman 12.0, O'Bradovich 8.0, Staley 7.0, Seals 5.0

**TEAM 42.0, OPPONENTS 33.0**

PASSING	Att	Cmp	Yds	Cmp%	Yd/Att	TD	TD%	Int	Int%	Lg	Sack/Lost	Rating
Concannon	385	194	2130	50.4	5.55	16	4.2	18	4.7	69	24/206	61.5
Douglass	30	12	218	40.0	7.27	4	13.3	3	10.0	53	7/46	65.7
Green	2	2	37	100.0	18.50	0	0.0	0	0.0	34	0/0	118.8
Bull	4	2	46	50.0	11.50	1	25.0	1	25.0	34	0/0	91.7
Nix	1	0	0	0.0	0.00	0	0.0	1	100.0	0	1/2	39.6
Lyle	0	0	0	0.0	0.00	0	0.0	0	0.0	0	1/4	0.0
<b>BEARS</b>	<b>422</b>	<b>210</b>	<b>2431</b>	<b>49.8</b>	<b>5.76</b>	<b>21</b>	<b>5.0</b>	<b>23</b>	<b>5.5</b>	<b>69</b>	<b>33/258</b>	<b>61.4</b>
<b>OPPONENTS</b>	<b>5394</b>	<b>233</b>	<b>2925</b>	<b>59.1</b>	<b>7.42</b>	<b>18</b>	<b>4.6</b>	<b>17</b>	<b>4.3</b>	<b>79</b>	<b>42/329</b>	<b>79.5</b>

### USUAL STARTERS

Offense	Defense	Team Stats	Bears	Avg
WR.....Dick Gordon	RE.....Ed O'Bradovich	Total Yards	3265	233.2
LT.....Randy Jackson	RT.....Bill Staley	Rushing Yards	1092	78.0
LG.....Glen Holloway	LT.....George Seals	Passing Yards	2173	155.2
C.....Bob Hyland	LE.....Willie Holman	Points Scored	256	18.3
RG.....James Cadlie	WLB.....Lee Roy Caffey			
RT.....Wayne Mass	MLB.....Dick Butkus			
TE.....Rich Coady	SLB.....Doug Buffone	Total Yards	4067	290.5
WR.....George Farmer	RCB.....Joe Taylor	Rushing Yards	1471	105.1
QB.....Jack Concannon	LCB.....Bennie McRae	Passing Yards	2596	185.4
RB.....Ross Montgomery	SS.....Phil Clark	Points Scored	261	18.6
FB.....Ronnie Bull	FS.....Dick Daniels			





# 1971 CHICAGO BEARS STATISTICS

**Record: 6-8, .429**  
**3rd Place, NFC Central**  
**Head Coach: Jim Dooley**

09/19 W 17-15	PITTSBURGH	55,049
09/26 W 20-17	at Minnesota	47,900
10/03 L 3-17	at L.A. Rams	66,957
10/10 W 35-14	NEW ORLEANS	55,049
10/17 L 0-13	at San Francisco	44,133
10/24 W 28-23	at Detroit	54,418
10/31 W 23-19	DALLAS	55,049
11/07 L 14-17	GREEN BAY	55,049
11/14 W 16-15	WASHINGTON	55,049
11/21 L 3-28	DETROIT	55,049
11/29 L 3-34	at Miami	75,312
12/05 L 3-6	at Denver	51,200
12/12 L 10-31	at Green Bay	56,263
12/19 L 10-27	MINNESOTA	55,049

	Bears	Opp
<b>TOTAL FIRST DOWNS</b>	<b>189</b>	<b>234</b>
Rushing	75	99
Passing	99	117
Penalty	15	18
3rd Down: Made/Att	NA	NA
3rd Down Pct.	NA	NA
4th Down: Made/Att	NA	NA
4th Down Pct.	NA	NA
<b>TOTAL NET YARDS</b>	<b>3336</b>	<b>4520</b>
Avg. Per Game	238.3	322.9
Total Plays	857	899
Avg. Per Play	3.9	5.0
<b>NET YARDS RUSHING</b>	<b>1434</b>	<b>2116</b>
Avg. Per Game	102.4	151.4
Total Rushes	365	509
<b>NET YARDS PASSING</b>	<b>1902</b>	<b>2404</b>
Avg. Per Game	135.9	171.7
Sacked/Yards Lost	49/392	28/203
Gross Yards	2294	2607
Att./Comp.	443/186	362/192
Completion Pct.	41.9	53.0
Had Intercepted	28	22
<b>PUNTS/AVERAGE</b>	<b>77/40.1</b>	<b>66/40.8</b>
<b>NET PUNTING AVG.</b>	<b>NA</b>	<b>NA</b>
<b>PENALTIES/YARDS</b>	<b>78/746</b>	<b>78/819</b>
<b>FUMBLES/BALL LOST</b>	<b>28/18</b>	<b>36/23</b>
<b>TOUCHDOWNS</b>	<b>20</b>	<b>29</b>
Rushing	6	14
Passing	12	12
Returns	2	3

PASSING	Att	Cmp	Yds	Cmp%	Yd/Att	TD	TD%	Int	Int%	Lg	Sack/Lost	Rating
Douglass	225	91	1164	40.4	5.17	5	2.2	15	6.7	64	30/235	37.0
Nix	137	51	760	37.2	5.55	6	4.4	10	7.3	41	10/91	40.4
Concannon	77	42	334	54.5	4.34	0	0.0	3	3.9	28	8/61	49.4
Shy	1	1	23	100.0	23.00	1	100.0	0	0.0	23	1/5	158.3
Green	2	1	13	50.0	6.50	0	0.0	0	0.0	13	0/0	70.8
Wallace	1	0	0	0.0	0.00	0	0.0	0	0.0	0	0/0	39.6
<b>BEARS</b>	<b>443</b>	<b>186</b>	<b>2294</b>	<b>41.9</b>	<b>5.18</b>	<b>12</b>	<b>2.7</b>	<b>28</b>	<b>6.3</b>	<b>64</b>	<b>49/392</b>	<b>41.3</b>
<b>OPPONENTS</b>	<b>362</b>	<b>192</b>	<b>2607</b>	<b>53.0</b>	<b>7.20</b>	<b>12</b>	<b>3.3</b>	<b>22</b>	<b>6.1</b>	<b>77</b>	<b>28/203</b>	<b>62.0</b>

Score by Period	1	2	3	4	Tot
BEARS	34	57	25	69	185
OPPONENTS	63	96	60	57	276

SCORING	TDs:Ru-Pa-RK-PAT	FG	S	Pts
Percival	0 0 0 0	18/18	15/33	0 63
Farmer	5 0 0 0	0	0	30
Gordon	5 0 0 0	0	0	30
Douglass*	3 3 0 0	1/1	0	19
Shy	2 2 0 0	0	0	12
Wallace	2 0 2 0	0	0	12
Pinder	1 1 0 0	0	0	6
Brupbacher	1 0 0 1	0	0	6
Seals	1 0 0 1	0	0	6
Butkus**	0 0 0 0	1/1	0	1
<b>BEARS</b>	<b>20 6 12 2</b>	<b>20/20</b>	<b>15/33</b>	<b>0 185</b>
<b>OPPONENTS</b>	<b>29 14 12 3</b>	<b>28/29</b>	<b>24/39</b>	<b>0 276</b>

RUSHING	No	Yds	Avg	Lg	TD
Shy	116	420	3.6	21	2
Pinder	63	311	4.9	40	1
Douglass	39	284	7.0	30	3
Grabowski	51	149	2.9	9	0
Jo. Moore	29	90	3.1	12	0
Tucker	32	82	2.6	21	0
Sayers	13	38	2.9	9	0
Buffone	1	19	19.0	19	0
Harrison	5	13	2.6	12	0
Nix	9	12	1.3	14	0
Farmer	1	11	11.0	11	0
Concannon	5	5	1.0	2	0
Wallace	1	0	0.0	0	0
<b>BEARS</b>	<b>365</b>	<b>1434</b>	<b>3.9</b>	<b>40</b>	<b>6</b>
<b>OPPONENTS</b>	<b>509</b>	<b>2116</b>	<b>4.1</b>	<b>52</b>	<b>14</b>

RECEIVING	No	Yds	Avg	Lg	TD
Farmer	46	737	16.0	64	5
Gordon	43	610	14.2	45	5
Wallace	27	400	14.8	58	2
Shy	19	163	8.6	25	0
Grabowski	17	100	5.9	25	0
Tucker	11	65	5.9	21	0
Pinder	10	51	5.1	14	0
Seymour	5	75	15.0	21	0
Thomas	3	40	13.3	28	0
Jo. Moore	2	22	11.0	18	0
Harrison	2	18	9.0	12	0
Turner	1	13	13.0	13	0
<b>BEARS</b>	<b>186</b>	<b>2294</b>	<b>12.3</b>	<b>64</b>	<b>12</b>
<b>OPPONENTS</b>	<b>192</b>	<b>2607</b>	<b>13.6</b>	<b>77</b>	<b>12</b>

PUNTING	No	Yds	Avg	Net	TB	In	Lg	B
Green	77	3088	40.1					60 0
<b>BEARS</b>	<b>77</b>	<b>3088</b>	<b>40.1</b>					<b>60 0</b>
<b>OPPONENTS</b>	<b>66</b>	<b>2693</b>	<b>40.8</b>					<b>60</b>

INTS	No	Yds	Avg	Lg	TD
Ford	5	46	9.2	24	0
Butkus	4	9	2.3	9	0
Taylor	3	69	23.0	39	0
Smith	3	48	16.0	27	0
Buffone	2	27	13.5	18	0
Brupbacher	2	34	17.0	34	0
Lyle	1	29	29.0	29	0
Gunn	1	5	5.0	5	0
Jeter	1	0	0.0	0	0
<b>BEARS</b>	<b>22</b>	<b>267</b>	<b>12.1</b>	<b>39</b>	<b>0</b>
<b>OPPONENTS</b>	<b>28</b>	<b>465</b>	<b>16.6</b>	<b>89</b>	<b>1</b>

KO RETURNS	No	Yds	Avg	Lg	TD
Turner	31	639	20.6	40	0
Smith	26	671	25.8	41	0
Butkus	2	15	7.5	12	0
<b>BEARS</b>	<b>59</b>	<b>1325</b>	<b>22.5</b>	<b>41</b>	<b>0</b>
<b>OPPONENTS</b>	<b>32</b>	<b>818</b>	<b>25.6</b>	<b>102</b>	<b>1</b>

PUNT RET.	Ret	FC	Yds	Avg	Lg	TD
Smith	26	4	194	7.5	43	0
Turner	9	5	63	7.0	21	0
Lyle	1	0	5	5.0	5	0
<b>BEARS</b>	<b>36</b>	<b>9</b>	<b>262</b>	<b>7.4</b>	<b>43</b>	<b>0</b>
<b>OPPONENTS</b>	<b>31</b>	<b>22</b>	<b>172</b>	<b>5.5</b>	<b>38</b>	<b>0</b>

FGs	1-19	20-29	30-39	40-49	50+
Percival	4/	1/	5/	5/	0/
<b>BEARS</b>	<b>4/</b>	<b>1/</b>	<b>5/</b>	<b>5/</b>	<b>0/</b>
<b>OPPONENTS</b>	<b>6/</b>	<b>9/</b>	<b>6/</b>	<b>3/</b>	<b>0/</b>
Percival:	33,45,45,36,44,38,35,15,42,9,41,15,34,12,22				
<b>OPPONENTS:</b>	32,29,42,14,23,9,15,28,49,29,10,22,30,12,37,9,27,43,35,37,33,27,25,27				

DEFENSE	(Top 10)	T	S	A	FR	PD	Sa	Int
Butkus	117	68	49	3	3	NA	1.0	4
Holman	79	38	41	5	2	NA	9.0	0
Buffone	76	67	9	2	1	NA	1.0	2
Seals	74	59	15	0	1	NA	8.0	0
Brupbacher	61	50	11	3	3	NA	0.0	2
Smith	51	26	25	2	1	NA	0.0	3
O'Bradovich	49	30	19	2	1	NA	7.0	0
Ford	47	26	21	2	1	NA	0.0	5
Taylor	47	13	34	0	1	NA	0.0	3
Staley	37	20	17	0	1	NA	0.0	0
<b>SACKS:</b>	Holman 9.0, Seals 8.0, O'Bradovich 7.0, McGee 2.0, Buffone 1.0, Butkus 1.0							
<b>TEAM 28.0, OPPONENTS 49.0</b>								

USUAL STARTERS				RANKINGS			
<b>Offense</b>	WR.....Dick Gordon	<b>Defense</b>	RE.....Ed O'Bradovich	<b>Team Stats</b>	<b>Bears</b>	<b>Avg</b>	<b>Rank</b>
LT.....Randy Jackson	RT.....Bill Staley	Total Yards	3336	238.3	24		
LG.....Glen Holloway	LT.....George Seals	Rushing Yards	1434	102.4	23		
C.....Rich Coady	LE.....Willie Holman	Passing Yards	1902	135.9	18		
RG.....James Cadlie	WLB.....Ross Brupbacher	Points Scored	185	13.2	25		
RT.....Steve Wright	MLB.....Dick Butkus	<b>Opp</b>	<b>4520</b>	<b>322.9</b>	<b>23</b>		
TE.....Bob Wallace	SLB.....Doug Buffone	Rushing Yards	2116	151.6	19		
WR.....George Farmer	RCB.....Joe Taylor	Passing Yards	2404	171.7	20		
QB.....Bobby Douglass	LCB.....Charlie Ford	Points Scored	276	19.7	12		
RB.....Don Shy	SS.....Ron Smith						
FB.....Jim Grabowski	FS.....Jerry Moore						



## 1972 CHICAGO BEARS STATISTICS

**Record: 4-9-1, .321**  
**4th Place, NFC Central**  
**Head Coach: Abe Gibron**

09/17 L 21-37	ATLANTA	55,701
09/24 T 13-13	L.A. RAMS	55,701
10/01 L 24-38	DETROIT	55,701
10/08 L 17-20	at Green Bay	56,263
10/15 W 17-0	at Cleveland	72,339
10/23 W 13-10	MINNESOTA	55,701
10/29 W 27-10	at St. Louis	50,464
11/05 L 0-14	at Detroit	54,418
11/12 L 17-23	GREEN BAY	55,701
11/19 L 21-34	SAN FRANCISCO	55,701
11/26 L 3-13	CINCINNATI	55,701
12/03 L 10-23	at Minnesota	49,784
12/10 W 21-12	at Philadelphia	65,720
12/17 L 21-28	at Oakland	54,711

Bears		Opp
<b>TOTAL FIRST DOWNS</b>	<b>190</b>	<b>224</b>
Rushing	124	96
Passing	54	108
Penalty	12	20
3rd Down: Made/Att	62/181	76/192
3rd Down Pct.	34.3	39.6
4th Down: Made/Att	NA	NA
4th Down Pct.	NA	NA
<b>TOTAL NET YARDS</b>	<b>3468</b>	<b>3923</b>
Avg. Per Game	247.7	280.2
Total Plays	773	841
Avg. Per Play	4.5	4.7
<b>NET YARDS RUSHING</b>	<b>2360</b>	<b>1751</b>
Avg. Per Game	168.6	125.1
Total Rushes	536	476
<b>NET YARDS PASSING</b>	<b>1108</b>	<b>2172</b>
Avg. Per Game	79.1	155.1
Sacked/Yards Lost	32/175	23/173
Gross Yards	1283	2345
Att./Comp.	205/78	342/180
Completion Pct.	38.0	52.6
Had Intercepted	13	21
<b>PUNTS/AVERAGE</b>	<b>67/41.2</b>	<b>62/41.2</b>
<b>NET PUNTING AVG.</b>	<b>NA</b>	<b>NA</b>
<b>PENALTIES/YARDS</b>	<b>74/574</b>	<b>69/644</b>
<b>FUMBLES/BALL LOST</b>	<b>40/22</b>	<b>37/14</b>
<b>TOUCHDOWNS</b>	<b>27</b>	<b>31</b>
Rushing	15	11
Passing	9	16
Returns	3	4

PASSING	Att	Cmp	Yds	Cmp%	Yd/Att	TD	TD%	Int	Int%	Lg	Sack/Lost	Rating
Douglass	198	75	1246	37.9	6.29	9	4.5	12	6.1	85t	32/175	49.8
Green	2	1	23	50.0	11.50	0	0.0	1	50.0	23	0/0	52.1
Huarte	5	2	14	40.0	2.80	0	0.0	0	0.0	8	0/0	47.9
<b>BEARS</b>	<b>205</b>	<b>78</b>	<b>1283</b>	<b>38.0</b>	<b>6.26</b>	<b>9</b>	<b>4.4</b>	<b>13</b>	<b>6.3</b>	<b>85t</b>	<b>32/175</b>	<b>48.1</b>
<b>OPPONENTS</b>	<b>342</b>	<b>180</b>	<b>2345</b>	<b>52.6</b>	<b>6.86</b>	<b>16</b>	<b>4.7</b>	<b>21</b>	<b>6.1</b>	<b>64t</b>	<b>23/173</b>	<b>64.5</b>

Score by Period	1	2	3	4	Tot
BEARS	35	43	54	93	225
OPPONENTS	76	100	53	46	275

SCORING	TDs:Ru-Pa-RK-PAT	FG	S	Pts	
Percival	0 0 0 0	26/26	12/24	0	62
Douglass	8 8 0 0	0	0	48	
Thomas	4 0 3 1	0	0	24	
Harrison	3 2 1 0	0	0	18	
Pinder	3 3 0 0	0	0	18	
Farmer	2 0 2 0	0	0	12	
Parsons	1 0 1 0	0	0	6	
Seymour	1 0 1 0	0	0	6	
Lawson	1 1 0 0	0	0	6	
Kosins	1 0 1 0	0	0	6	
Smith	1 0 0 1	0	0	6	
Shy	1 1 0 0	0	0	6	
Brupbacher	1 0 0 1	0	0	6	
Butkus*	0 0 0 0	1/1	0	1	
<b>BEARS</b>	<b>27 15 9 3</b>	<b>27/27</b>	<b>12/24</b>	<b>0</b>	<b>225</b>
<b>OPPONENTS</b>	<b>31 11 16 4</b>	<b>30/31</b>	<b>19/26</b>	<b>1</b>	<b>275</b>

\*Butkus conversion on pass from Douglass

RUSHING	No	Yds	Avg	Lg	TD
Douglass	141	968	6.9	75t	8
Harrison	167	622	3.7	19	2
Shy	91	342	3.8	22	1
Pinder	87	300	3.4	19	3
Lawson	33	106	3.2	14	1
Butkus	1	28	28.0	28	0
Thomas	5	13	2.6	8	0
Kosins	3	5	1.7	3	0
Turner	3	0	0.0	11	0
Parsons	1	0	0.0	0	0
Huarte	1	-2	-2.0	-2	0
Seymour	1	-9	-9.0	-9	0
Farmer	2	-13	-6.5	-2	0
<b>BEARS</b>	<b>536</b>	<b>2360</b>	<b>4.4</b>	<b>75t</b>	<b>15</b>
<b>OPPONENTS</b>	<b>476</b>	<b>1751</b>	<b>3.7</b>	<b>45t</b>	<b>11</b>

RECEIVING	No	Yds	Avg	Lg	TD
Thomas	20	365	18.3	44	3
Farmer	14	380	27.1	85t	2
Seymour	10	165	16.5	35t	1
Shy	10	109	10.9	28	0
Lawson	8	120	15.0	40	0
Harrison	8	30	3.8	20	1
Turner	3	71	23.7	36	0
Kosins	2	15	7.5	8	1
Pinder	1	13	13.0	13	0
Wallace	1	9	9.0	9	0
Parsons	1	6	6.0	6t	1
<b>BEARS</b>	<b>78</b>	<b>1283</b>	<b>16.5</b>	<b>85t</b>	<b>9</b>
<b>OPPONENTS</b>	<b>180</b>	<b>2345</b>	<b>13.0</b>	<b>64t</b>	<b>16</b>

PUNTING	No	Yds	Avg	Net	TB	In	Lg	B
Green	67	2758	41.2					58 0
<b>BEARS</b>	<b>67</b>	<b>2758</b>	<b>41.2</b>					<b>58 0</b>
<b>OPPONENTS</b>	<b>62</b>	<b>2668</b>	<b>43.0</b>					<b>64 1</b>

INTS	No	Yds	Avg	Lg	TD
Ford	7	104	14.9	43	0
Taylor	4	0	0.0	0	0
Butkus	2	19	9.5	14	0
Jeter	2	0	0.0	0	0
Lyle	2	52	26.0	35	0
Buffone	1	0	0.0	0	0
Brupbacher	1	11	11.0	11	0
Je. Moore	1	5	5.0	5	0
Smith	1	2	2.0	2	0
<b>BEARS</b>	<b>21</b>	<b>193</b>	<b>9.2</b>	<b>43</b>	<b>0</b>
<b>OPPONENTS</b>	<b>13</b>	<b>104</b>	<b>8.0</b>	<b>NA</b>	<b>1</b>

KO RETURNS	No	Yds	Avg	Lg	TD
Smith	30	924	30.8	94t	1
Turner	16	409	25.6	57	0
Clemons	2	53	26.5	27	0
Holloway	1	28	28.0	28	0
Butkus	1	15	15.0	15	0
Pinder	1	14	14.0	14	0
Horton	1	3	3.0	3	0
Thomas*	0	82	0.0	82t	1
<b>BEARS</b>	<b>52</b>	<b>1528</b>	<b>29.4</b>	<b>94t</b>	<b>2</b>
<b>OPPONENTS</b>	<b>42</b>	<b>1025</b>	<b>24.4</b>	<b>89</b>	<b>0</b>

\*Thomas took handoff from Smith at STL (10/29)

PUNT RET.	Ret	FC	Yds	Avg	Lg	TD
Smith	26	3	163	6.3	29	0
Clemons	2	3	15	7.5	10	0
<b>BEARS</b>	<b>28</b>	<b>6</b>	<b>178</b>	<b>6.4</b>	<b>29</b>	<b>0</b>
<b>OPPONENTS</b>	<b>24</b>	<b>26</b>	<b>126</b>	<b>5.3</b>	<b>32</b>	<b>0</b>

FGs	1-19	20-29	30-39	40-49	50+
Percival	6/6	3/4	2/4	1/9	0/1
<b>BEARS</b>	<b>6/6</b>	<b>3/4</b>	<b>2/4</b>	<b>1/9</b>	<b>0/1</b>
<b>OPPONENTS</b>	<b>4/4</b>	<b>7/8</b>	<b>6/8</b>	<b>1/3</b>	<b>1/3</b>

Percival:() (45N,19G,45C)(15G,41N)(12G,48N,51N)(8G)(21G,20G)(30N,12G,32G)(35N,49N)(45N,38G)(48N)(9G)(45N,27G)() (23N,46N)  
OPPONENTS:(22G,39G,36G)(20G,45G,47N)(35C)(26G,34N,37G)() (21G,27N)(15G)() (51G,21G,21G)() (14G,39N,39G)(9G,14G,14G,30N)(33G,43N,54N)()

DEFENSE	T	S	A	FF	FR	PD	SA	Int
Butkus	190	106	84	NA	4	NA	1	0 2
Buffone	158	96	62	NA	0	NA	0	1 0
Brupbacher	122	66	56	NA	1	NA	3	0 1
Osborne	82	54	28	NA	2	NA	5	0 0
Ford	64	50	14	NA	1	NA	1	0 7
Smith	58	44	14	NA	0	NA	0	0 1
McGee	72	39	33	NA	0	NA	0	2 0
Taylor	45	38	7	NA	0	NA	0	0 4
Rice	53	34	19	NA	1	NA	3	0 0
DeLong	50	28	22	NA	0	NA	0	3 0
<b>SACKS:</b> Osborne 5.0, Brupbacher 3.0, DeLong 3.0, Rice 3.0, Gunn 2.0, Horton 2.0, McGee 2.0, Buffone 1.0, Butkus 1.0, Line 1.0								
<b>TEAM</b> 23.0, <b>OPPONENTS</b> 32.0								

USUAL STARTERS		RANKINGS			
<b>Offense</b>	<b>Defense</b>	<b>Team Stats</b>	<b>Bears</b>	<b>Avg</b>	<b>Rank</b>
WR.....Jim Seymour	RE.....Steve DeLong	Total Yards	3468	247.7	23
LT.....Randy Jackson	RT.....Bill Line	Rushing Yards	2360	168.6	4
LG.....Glen Holloway	LT.....Jim Osborne	Passing Yards	1108	79.1	26
C.....Rich Coady	LE.....Tony McGee	Points Scored	225	16.1	21
RG.....Bob Newton	WLB.....Ross Brupbacher				
TE.....Bob Asher	MLB.....Dick Butkus	<b>Opp</b>	<b>Avg</b>	<b>Rank</b>	
RT.....Earl Thomas	SLB.....Doug Buffone	Total Yards	3923	280.2	13
WR.....George Farmer	RCB.....Joe Taylor	Rushing Yards	1751	125.1	8
QB.....Bobby Douglass	LCB.....Charlie Ford	Passing Yards	2172	155.1	11
RB.....Cyril Pinder/Don Shy	SS.....Ron Smith	Points Scored	275	19.6	15
FB.....Jim Harrison	FS.....Jerry Moore				



# 1973 CHICAGO BEARS STATISTICS

**Record: 3-11, .214**  
**4th Place, NFC Central**  
**Head Coach: Abe Gibron**

09/16	L	17-20	DALLAS	50,955
09/23	L	13-22	MINNESOTA	52,035
09/30	W	33-14	at Denver	51,159
10/07	L	16-21	at New Orleans	56,561
10/14	L	6-46	at Atlanta	47,342
10/21	L	10-13	NEW ENGLAND	47,643
10/28	W	35-14	HOUSTON	43,755
11/04	W	31-17	at Green Bay	53,231
11/12	L	7-19	at Kansas City	70,664
11/18	L	7-30	DETROIT	48,625
11/25	L	13-31	at Minnesota	46,430
12/02	L	0-26	L.A. RAMS	47,620
12/09	L	7-40	at Detroit	41,729
12/16	L	0-21	GREEN BAY	29,157

Beats		Opp
<b>TOTAL FIRST DOWNS</b>	<b>193</b>	<b>247</b>
Rushing	97	138
Passing	77	90
Penalty	19	19

3rd Down: Made/Att	68/209	64/196
3rd Down Pct.	32.5	32.7
4th Down: Made/Att	NA	NA
4th Down Pct.	NA	NA

<b>TOTAL NET YARDS</b>	<b>3129</b>	<b>4183</b>
Avg. Per Game	223.5	298.8
Total Plays	848	898
Avg. Per Play	3.7	4.7

<b>NET YARDS RUSHING</b>	<b>1907</b>	<b>2509</b>
Avg. Per Game	136.2	179.2
Total Rushes	496	563

<b>NET YARDS PASSING</b>	<b>1222</b>	<b>1674</b>
Avg. Per Game	87.3	119.6
Sacked/Yards Lost	49/395	32/304
Gross Yards	1617	1978
Att./Comp.	303/136	303/156
Completion Pct.	44.9	51.5
Had Intercepted	16	14

<b>PUNTS/AVERAGE</b>	<b>86/39.8</b>	<b>66/40.5</b>
<b>NET PUNTING AVG.</b>	<b>NA</b>	<b>NA</b>
<b>PENALTIES/YARDS</b>	<b>86/817</b>	<b>77/672</b>
<b>FUMBLES/BALL LOST</b>	<b>40/27</b>	<b>35/19</b>
<b>TOUCHDOWNS</b>	<b>22</b>	<b>37</b>
Rushing	11	19
Passing	8	17
Returns	3	1

PASSING	Att	Cmp	Yds	Cmp%	Yd/Att	TD	TD%	Int	Int%	Lg	Sack/Lost	Rating
Douglass	174	81	1057	46.6	6.07	5	2.9	7	4.0	63	27/215	59.0
Hill	1	1	35	100.0	35.00	0	0.0	0	0.0	35	0/0	118.8
Huff	126	54	525	42.9	4.17	3	2.4	8	6.3	29t	22/180	36.6
Garrett	1	0	0	0.0	0.00	0	0.0	0	0.0	0	0/0	39.6
Thomas	1	0	0	0.0	0.00	0	0.0	1	100.0	0	0/0	0.0
<b>BEARS</b>	<b>303</b>	<b>136</b>	<b>1617</b>	<b>44.9</b>	<b>5.34</b>	<b>8</b>	<b>2.6</b>	<b>16</b>	<b>5.3</b>	<b>63</b>	<b>49/395</b>	<b>48.5</b>
<b>OPPONENTS</b>	<b>303</b>	<b>156</b>	<b>1978</b>	<b>51.5</b>	<b>6.53</b>	<b>17</b>	<b>5.6</b>	<b>14</b>	<b>4.6</b>	<b>54t</b>	<b>32/304</b>	<b>71.6</b>

Score by Period	1	2	3	4	Tot
BEARS	40	50	58	47	201
OPPONENTS	50	120	75	89	334

SCORING	TDs:Ru-Pa-RK-PAT	FG	S	Pts				
Roder	0	0	0	0	11/11	8/16	0	35
Douglass	5	5	0	0			0	30
Garrett	5	5	0	0			0	30
Percival	0	0	0	0	10/11	6/8	0	28
Thomas	4	0	4	0			0	24
Harrison	3	1	2	0			0	18
Hill	2	0	0	2			0	12
Butkus	1	0	0	1			0	6
Farmer	1	0	1	0			0	6
Parsons	1	0	1	0			0	6
<b>BEARS</b>	<b>22</b>	<b>11</b>	<b>8</b>	<b>3</b>	<b>21/22</b>	<b>14/24</b>	<b>0</b>	<b>195</b>
<b>OPPONENTS</b>	<b>37</b>	<b>19</b>	<b>17</b>	<b>1</b>	<b>35/37</b>	<b>25/38</b>	<b>1</b>	<b>334</b>

RUSHING	No	Yds	Avg	Lg	TD
Garrett	175	655	3.8	35	5
Douglass	94	525	5.6	42	5
Harrison	100	370	3.7	17	1
Moore	58	191	3.3	25	0
Lawson	24	70	2.9	12	0
Kosins	24	65	2.7	7	0
Huff	11	22	2.0	8	0
Farmer	1	8	8.0	8	0
Sanderson	3	8	2.7	6	0
Thomas	1	5	5.0	5	0
Parsons	2	2	1.0	5	0
Hill	3	-14	-4.7	5	0
<b>BEARS</b>	<b>496</b>	<b>1907</b>	<b>3.8</b>	<b>42</b>	<b>11</b>
<b>OPPONENTS</b>	<b>563</b>	<b>2509</b>	<b>4.5</b>	<b>53</b>	<b>19</b>

RECEIVING	No	Yds	Avg	Lg	TD
Thomas	24	343	14.3	38	4
Garrett	23	292	12.7	39	0
Harrison	21	200	9.5	44t	2
Farmer	15	219	14.6	25	1
Cotton	13	186	14.3	63	0
Hill	10	119	11.9	18	0
Lawson	9	60	6.7	21	0
Reynolds	7	127	18.1	30	0
Sanderson	5	23	4.6	9	0
Kosins	4	8	2.0	10	0
Moore	3	17	5.7	6	0
Parsons	2	23	11.5	17	1
<b>BEARS</b>	<b>136</b>	<b>1617</b>	<b>11.9</b>	<b>63</b>	<b>8</b>
<b>OPPONENTS</b>	<b>156</b>	<b>1978</b>	<b>12.7</b>	<b>54t</b>	<b>17</b>

PUNTING	No	Yds	Avg	Net	TB	IN	Lg	B	
Green	82	3321	40.5					62	0
Parsons	4	106	26.5					33	0
<b>BEARS</b>	<b>86</b>	<b>3427</b>	<b>39.8</b>					<b>62</b>	<b>0</b>
<b>OPPONENTS</b>	<b>66</b>	<b>2671</b>	<b>40.5</b>					<b>63</b>	<b>0</b>

INTS	No	Yds	Avg	Lg	TD
Lyle	5	62	12.4	24	0
Buffone	3	22	7.3	22	0
Ford	2	50	25.0	41	0
Clemmons	2	30	15.0	30	0
Butkus	1	0	0.0	0	0
Ellis	1	12	12.0	12	0
<b>BEARS</b>	<b>14</b>	<b>176</b>	<b>12.6</b>	<b>41</b>	<b>0</b>
<b>OPPONENTS</b>	<b>16</b>	<b>335</b>	<b>20.9</b>	<b>95t</b>	<b>1</b>

KO RETURNS	No	Yds	Avg	Lg	TD
Hill	27	637	23.6	95t	1
Garrett	16	486	30.4	67	0
Turner	8	127	15.9	84	0
Sanderson	2	44	22.0	25	0
Cotton	2	15	7.5	13	0
Parsons	2	15	7.5	15	0
Thomas*	0	12	0.0	12	0
Holloway	1	8	8.0	8	0
Osborne	1	0	0.0	0	0
<b>BEARS</b>	<b>59</b>	<b>1344</b>	<b>22.8</b>	<b>95t</b>	<b>1</b>
<b>OPPONENTS</b>	<b>33</b>	<b>813</b>	<b>24.7</b>	<b>84</b>	<b>0</b>

\* Thomas took handoff from Hill at NO (10/7)

PUNT RET.	Ret	FC	Yds	Avg	Lg	TD
Hill	36	6	204	5.7	72	1
Moore	1	0	0	0.0	0	0
<b>BEARS</b>	<b>37</b>	<b>6</b>	<b>204</b>	<b>5.5</b>	<b>72</b>	<b>1</b>
<b>OPPONENTS</b>	<b>40</b>	<b>26</b>	<b>294</b>	<b>7.4</b>	<b>42</b>	<b>0</b>

FGs 1-19 20-29 30-39 40-49 50+

FGs	1-19	20-29	30-39	40-49	50+
Percival	4/4	0/0	2/3	0/1	0/0
Roder	1/1	2/2	1/3	4/7	0/3
<b>BEARS</b>	<b>5/5</b>	<b>2/2</b>	<b>3/6</b>	<b>4/8</b>	<b>0/2</b>
<b>OPPONENTS</b>	<b>6/6</b>	<b>6/6</b>	<b>8/12</b>	<b>5/12</b>	<b>0/2</b>

Percival:	(33G)(36N,31G,12G)(12G,10G)(10C,45N)
Roder:	(47N)(47G,42G)(56N,17G,40G,28C)(51N)(30C)(42N,37N)(43G,24G,49B)(39N)(54N)
Thomas:	(25G,36B,11G)(41G,48N,25G,14G,11G,35C)(41N,34N,33N,39N)(23G,32G,33C)(32C,11G,43N)(25G)(47G,17G,43G,42G,51N)(26G,41N)(41G,45N)(52N,30G,16G,39G,26C)(36G,37G,48N)(32N)

DEFENSE	(Top 10)	T	S	A	FF	FR	PD	Sa	Int
Chambers	132	101	31	NA	2	NA	9	0	0
Clemmons	115	91	24	NA	1	NA	0	0	2
Buffone	102	83	19	NA	1	NA	1	0	3
Lyle	88	72	16	NA	1	NA	0	0	5
Butkus	90	64	26	NA	1	NA	0	0	1
Osborne	70	52	18	NA	1	NA	10	0	0
Rives	68	60	8	NA	1	NA	0	0	0
Taylor	67	54	13	NA	0	NA	0	0	0
McGee	61	48	13	NA	4	NA	0	0	0
Clark	54	43	11	NA	1	NA	0	0	0

**SACKS:** Osborne 10.0, Chambers 9.0, Tom 5.0, Hrivnak 2.0, Buffone 1.0, Gunn 1.0, Holman 1.0, McGee 1.0, Rice 1.0, Rives 1.0

**TEAM 32.0, OPPONENTS 49.0**

USUAL STARTERS	Offense	Defense	Team Stats	RANKINGS
WR.....Earl Thomas	RE.....Mel Tom	Total Yards.....3129	Beats.....223.5	Rank.....26
LT.....Randy Jackson	RT.....Wally Chambers	Rushing Yards.....1907	Avg.....136.2	.....15
LG.....Glen Holloway	LT.....Jim Osborne	Passing Yards.....1222	.....87.3	.....24
C.....Rich Coady	LE.....Tony McGee	Points Scored.....195	.....13.9	.....24
RG.....Bob Newton	WLB.....Bob Pifferini			
RT.....Bob Asher	MLB.....Dick Butkus			
TE.....Craig Cotton	SLB.....Doug Buffone			
WR.....George Farmer	RCB.....Joe Taylor			
QB.....Bobby Douglass	LCB.....Charlie Ford			
RB.....Carl Garrett	SS.....Craig Clemmons			
FB.....Jim Harrison	FS.....Garry Lyle			

**1974 CHICAGO BEARS STATISTICS****Record: 4-10, .286****4th Place, NFC Central****Head Coach: Abe Gibron**

09/15 W 17-9	DETROIT	55,202
09/22 L 21-23	N.Y. JETS	55,753
09/29 L 7-11	at Minnesota	46,619
10/06 W 24-10	NEW ORLEANS	55,753
10/13 L 10-13	at Atlanta	58,850
10/21 W 10-9	GREEN BAY	55,753
10/27 L 6-16	at Buffalo	80,024
11/03 L 0-17	MINNESOTA	55,753
11/10 L 3-20	at Green Bay	48,273
11/17 L 0-34	SAN FRANCISCO	55,753
11/24 L 17-34	at Detroit	47,376
12/01 W 16-13	N.Y. GIANTS	55,753
12/08 L 21-28	at San Diego	36,997
12/15 L 0-42	at Washington	54,395

Bears		Opp
<b>TOTAL FIRST DOWNS</b>	<b>203</b>	<b>231</b>
Rushing	92	104
Passing	96	102
Penalty	15	25
3rd Down: Made/Att	66/218	68/203
3rd Down Pct.	30.3	33.5
4th Down: Made/Att	NA	NA
4th Down Pct.	NA	NA
<b>TOTAL NET YARDS</b>	<b>3200</b>	<b>3818</b>
Avg. Per Game	228.6	272.7
Total Plays	866	873
Avg. Per Play	3.7	4.4
<b>NET YARDS RUSHING</b>	<b>1480</b>	<b>1739</b>
Avg. Per Game	105.7	123.6
Total Rushes	434	519
<b>NET YARDS PASSING</b>	<b>1720</b>	<b>2079</b>
Avg. Per Game	122.9	149.1
Sacked/Yards Lost	36/359	25/171
Gross Yards	2079	2250
Att./Comp.	396/185	329/174
Completion Pct.	46.7	52.9
Had Intercepted	22	18

<b>PUNTS/AVERAGE</b>	<b>91/37.7</b>	<b>77/38.5</b>
<b>NET PUNTING AVG.</b>	<b>88/37.0</b>	<b>77/32.2</b>
<b>PENALTIES/YARDS</b>	<b>88/679</b>	<b>74/601</b>
<b>FUMBLES/BALL LOST</b>	<b>35/15</b>	<b>28/14</b>
<b>TOUCHDOWNS</b>	<b>18</b>	<b>33</b>
Rushing	10	17
Passing	8	12
Returns	0	4

PASSING	Att	Cmp	Yds	Cmp%	Yd/Att	TD	TD%	Int	Int%	Lg	Sack/Lost	Rating
Huff	283	142	1663	50.2	5.88	6	2.1	17	6.0	73t	24/260	40.9
Douglass	100	41	387	41.0	3.87	2	2.0	4	4.0	40	9/69	42.4
Barnes	9	2	29	22.2	3.22	0	0.0	1	11.1	24	3/30	0.9
Parsons	1	0	0	0.0	0.0	0	0.0	0	0.0	0	0/0	39.6
Hill	1	0	0	0.0	0.0	0	0.0	0	0.0	0	0/0	39.6
Hodgins	1	0	0	0.0	0.0	0	0.0	0	0.0	0	0/0	39.6
Rather	1	0	0	0.0	0.0	0	0.0	0	0.0	0	0/0	39.6
<b>BEARS</b>	<b>396</b>	<b>185</b>	<b>2079</b>	<b>46.7</b>	<b>5.25</b>	<b>8</b>	<b>2.0</b>	<b>22</b>	<b>5.6</b>	<b>73t</b>	<b>36/359</b>	<b>46.5</b>
<b>OPPONENTS</b>	<b>529</b>	<b>174</b>	<b>2250</b>	<b>52.9</b>	<b>6.84</b>	<b>12</b>	<b>3.6</b>	<b>18</b>	<b>5.5</b>	<b>69</b>	<b>25/171</b>	<b>64.0</b>

Score by Period	1	2	3	4	OT	Tot
BEARS	40	27	34	51	0	152
OPPONENTS	44	102	49	84	0	279

SCORING	TDs:Ru-Pa-RK-PAT	FG	S	Pts				
Roder	0 0 0 0	17/18	9/13	0 44				
Rather	3 0 3 0	0	0	18				
Grandberry	2 2 0 0	0	0	12				
Huff	2 2 0 0	0	0	12				
Garrett	2 1 1 0	0	0	12				
Harrison	1 1 0 0	0	0	6				
Douglass	1 1 0 0	0	0	6				
Kosins	1 1 0 0	0	0	6				
Williams	1 1 0 0	0	0	6				
C. Taylor	1 1 0 0	0	0	6				
Hill	1 0 1 0	0	0	6				
Parsons	1 0 1 0	0	0	6				
Wade	1 0 1 0	0	0	6				
Wheeler	1 0 1 0	0	0	6				
<b>BEARS</b>	<b>18</b>	<b>10</b>	<b>8</b>	<b>0</b>	<b>17/18</b>	<b>9/13</b>	<b>0</b>	<b>152</b>
<b>OPPONENTS</b>	<b>33</b>	<b>17</b>	<b>12</b>	<b>4</b>	<b>29/33</b>	<b>16/23</b>	<b>2</b>	<b>279</b>

RUSHING	No	Yds	Avg	Lg	TD
Grandberry	144	475	3.3	31	2
Garrett	96	346	3.6	19	1
Douglass	36	229	6.4	17	1
Williams	74	218	2.9	12	1
Harrison	36	94	2.6	16	1
Huff	23	37	1.6	11	2
Kosins	8	30	3.8	12	1
Barnes	1	19	19.0	19	0
C. Taylor	9	18	2.0	9	1
Gagnon	1	15	15.0	15	0
Rather	2	10	5.0	14	0
Hodgins	1	3	3.0	3	0
Rives	1	2	2.0	2	0
Pagac	1	-1	-1.0	-1	0
Wade	1	-15	-15.0	-15	0
<b>BEARS</b>	<b>434</b>	<b>1480</b>	<b>3.4</b>	<b>31</b>	<b>10</b>
<b>OPPONENTS</b>	<b>519</b>	<b>1739</b>	<b>3.4</b>	<b>66</b>	<b>17</b>

RECEIVING	No	Yds	Avg	Lg	TD
Wade	39	683	17.5	73t	1
Grandberry	30	212	7.1	40	0
Rather	29	400	13.8	59	3
Williams	25	167	6.7	13	0
Garrett	16	132	8.3	20	1
Kelly	8	100	12.5	24	0
Hill	7	109	15.6	28	1
Pagac	6	79	13.2	24	0
Wheeler	5	59	11.8	19	1
Farmer	5	45	9.0	17	0
Harrison	5	38	7.6	14	0
Gagnon	4	20	5.0	16	0
C. Taylor	3	23	7.6	8	0
Parsons	2	9	4.5	5	1
Kosins	1	3	3.0	3	0
<b>BEARS</b>	<b>185</b>	<b>2079</b>	<b>11.2</b>	<b>73t</b>	<b>8</b>
<b>OPPONENTS</b>	<b>174</b>	<b>2250</b>	<b>12.9</b>	<b>69</b>	<b>12</b>

PUNTING	No	Yds	Avg	Net	TB	In	Lg	B
Parsons	90	3408	37.8					59 1
Barnes	1	27	27.0					27 0
<b>BEARS</b>	<b>91</b>	<b>3435</b>	<b>37.7</b>					<b>59 1</b>
<b>OPPONENTS</b>	<b>77</b>	<b>2961</b>	<b>38.5</b>					<b>61 0</b>

INTS	No	Yds	Avg	Lg	TD
Clemons	4	84	21.0	37	0
Lyle	3	57	19.0	36	0
Ellis	3	32	10.7	19	0
Montgomery	2	56	28.0	33	0
Knox	2	26	13.0	21	0
Bryant	2	11	5.5	11	0
J. Taylor	1	27	27.0	27	0
Buffone	1	0	0.0	0	0
<b>BEARS</b>	<b>18</b>	<b>293</b>	<b>16.3</b>	<b>37</b>	<b>0</b>
<b>OPPONENTS</b>	<b>22</b>	<b>225</b>	<b>10.2</b>	<b>44</b>	<b>1</b>

KO RETURNS	No	Yds	Avg	Lg	TD
C. Taylor	27	567	21.0	38	0
Grandberry	22	568	25.8	60	0
Pagac	3	53	17.6	21	0
Gagnon	2	32	16.0	16	0
Van Valkenburg	1	20	20.0	20	0
Gallagher	1	16	16.0	16	0
Kinney	1	0	0.0	0	0
<b>BEARS</b>	<b>57</b>	<b>1256</b>	<b>22.0</b>	<b>69</b>	<b>0</b>
<b>OPPONENTS</b>	<b>35</b>	<b>700</b>	<b>20.0</b>	<b>33</b>	<b>0</b>

PUNT RET.	Ret	FC	Yds	Avg	Lg	TD
Hill	33	NA	183	5.5	15	0
Knox	5	NA	35	7.0	12	0
Van Valkenburg	4	NA	22	5.5	14	0
Hodgins	2	NA	8	4.0	8	0
<b>BEARS</b>	<b>44</b>	<b>NA</b>	<b>248</b>	<b>5.6</b>	<b>15</b>	<b>0</b>
<b>OPPONENTS</b>	<b>58</b>	<b>NA</b>	<b>633</b>	<b>10.9</b>	<b>95t</b>	<b>1</b>

FGs	1-19	20-29	30-39	40-49	50+
Roder	0/0	4/5	3/5	2/3	0/0
<b>BEARS</b>	<b>0/0</b>	<b>4/5</b>	<b>3/5</b>	<b>2/3</b>	<b>0/0</b>
<b>OPPONENTS</b>	<b>0/1</b>	<b>5/6</b>	<b>9/11</b>	<b>2/3</b>	<b>0/2</b>
Roder:	(29G)(46N)(0)(30G)(37G)(23G)(42G,28G)(0)(44G,20N,36N)(33N)(38G)(24G)(0)				
<b>OPPONENTS:</b>	(53N)(19B,39G)(32G,31N)(23N,21G)(35G,31G)(34G,33G,36G)(47G,55N,36N,25G,36G)(23G)(45G,24G)(42B)(22G,32G)(0)(0)				

DEFENSE	Top 10	T	S	A	FF	FR	PD	SA	Int
Buffone	132	98	34	NA	NA	NA	0	0	1
Clemons	120	88	32	NA	NA	NA	0	0	4
Gunn	117	80	37	NA	NA	NA	1	0	0
Chambers	113	79	34	NA	NA	NA	6	0	0
Bryant	110	69	41	NA	NA	NA	3	0	2
Lyle	107	79	28	NA	NA	NA	0	0	3
Ellis	96	80	16	NA	NA	NA	0	0	3
Osborne	91	67	24	NA	NA	NA	3	0	0
J. Taylor	68	51	17	NA	NA	NA	0	0	1
Rives	65	37	28	NA	NA	NA	1	0	0
<b>SACKS:</b>	Chambers 6.0, Tom 4.0, Osborne 3.0, Bryant 3.0, Harris 2.0, Hrivnak 2.0, Gunn 1.0, Hultz 1.0, Knox 1.0, Rives 1.0, Gallagher 1.0								
<b>TEAM</b>	<b>25.0</b>	<b>OPPONENTS</b>	<b>36.0</b>						

**USUAL STARTERS**

Offense	Defense
WR.....Charles Wade	RE.....G. Hrivnak / M. Tom
LT.....Lionel Antoine	RT.....Wally Chambers
LG.....Ernie Janet	LT.....Jim Osborne
C.....Rich Coady	LE.....Dave Gallagher
RG.....Bob Newton	WLB.....Jimmy Gunn
RT.....Bob Asher	MLB.....D. Rives / W. Bryant
TE.....Fred Pagac	SLB.....Doug Buffone
WR.....Bo Rether	RCB.....Joe Taylor
QB.....Gary Huff	LCB.....Allan Ellis
RB.....Ken Grandberry	SS.....Craig Clemons
FB.....Perry Williams	FS.....Gary Lyle

**RANKINGS**

Team Stats	Bears	Avg	Rank
Total Yards	3200	228.6	25
Rushing Yards	1480	105.7	23
Passing Yards	1720	122.9	23
Points Scored	152	10.9	25
Rankings			
	Bears	Avg	Rank
Total Yards	3818	272.7	9
Rushing Yards	1739	123.6	18
Passing Yards	2079	149.1	19
Points Scored	279	19.9	17



# 1975 CHICAGO BEARS STATISTICS

**Record: 4-10, .286**

**T-3rd Place, NFC Central**

**Head Coach: Jack Pardee**

Date	Result	Opponent	Score
09/21	L	BALTIMORE	54,152
09/28	W	15-13 PHILADELPHIA	54,392
10/05	L	3-28 at Minnesota	48,446
10/12	L	7-27 at Detroit	74,032
10/19	L	3-34 at Pittsburgh	47,579
10/27	L	9-13 MINNESOTA	57,455
11/02	L	13-46 MIAMI	57,455
11/09	W	27-14 GREEN BAY	57,455
11/16	L	3-31 at San Francisco	47,484
11/23	L	10-38 at L.A. Rams	64,979
11/30	L	7-28 at Green Bay	56,267
12/07	W	25-21 DETROIT	53,234
12/14	L	20-34 ST. LOUIS	53,169
12/21	W	42-17 at New Orleans	51,142

Bears		Opp	
<b>TOTAL FIRST DOWNS</b>	<b>190</b>	<b>282</b>	
Rushing	74	118	
Passing	99	143	
Penalty	17	21	
3rd Down: Made/Att	53/198	87/222	
3rd Down Pct.	26.8	39.2	
4th Down: Made/Att	NA	NA	
4th Down Pct.	NA	NA	
<b>TOTAL NET YARDS</b>	<b>3492</b>	<b>4576</b>	
Avg. Per Game	249.4	326.9	
Total Plays	829	981	
Avg. Per Play	4.2	4.7	
<b>NET YARDS RUSHING</b>	<b>1653</b>	<b>2070</b>	
Avg. Per Game	118.1	147.9	
Total Rushes	441	547	
<b>NET YARDS PASSING</b>	<b>1839</b>	<b>2506</b>	
Avg. Per Game	131.4	179.0	
Sacked/Yards Lost	32/330	35/319	
Gross Yards	2169	2825	
Att./Comp.	356/191	399/208	
Completion Pct.	53.7	52.1	
Had Intercepted	23	13	
<b>PUNTS/AVERAGE</b>	<b>94/39.0</b>	<b>86/41.4</b>	
<b>NET PUNTING AVG.</b>	<b>NA</b>	<b>NA</b>	
<b>PENALTIES/YARDS</b>	<b>100/817</b>	<b>78/723</b>	
<b>FUMBLES/BALL LOST</b>	<b>35/11</b>	<b>29/14</b>	
<b>TOUCHDOWNS</b>	<b>22</b>	<b>48</b>	
Rushing	11	25	
Passing	9	22	
Returns	2	1	

PASSING	Att	Cmp	Yds	Cmp%	Yd/Att	TD	TD%	Int	Int%	Lg	Sack/Lost	Rating
Avellini	126	67	942	53.2	7.48	6	4.8	11	8.7	57	13/144	57.4
Huff	205	114	1083	55.6	5.28	3	1.5	9	4.4	49	16/168	57.1
Douglass	20	8	87	40.0	4.35	0	0.0	2	10.0	34	2/13	14.0
Adamle	2	2	57	100.0	28.50	0	0.0	0	0.0	44	1/5	119.0
Grim	1	0	0	0.0	0.00	0	0.0	0	0.0	0	0/0	39.6
Parsons	1	0	0	0.0	0.00	0	0.0	0	0.0	0	0/0	39.6
Payton	1	0	0	0.0	0.00	0	0.0	1	100.0	0	0/0	0.0
<b>BEARS</b>	<b>356</b>	<b>191</b>	<b>2169</b>	<b>53.7</b>	<b>4.74</b>	<b>9</b>	<b>2.5</b>	<b>23</b>	<b>6.5</b>	<b>57</b>	<b>32/330</b>	<b>47.9</b>
<b>OPPONENTS</b>	<b>399</b>	<b>208</b>	<b>2825</b>	<b>52.1</b>	<b>5.92</b>	<b>22</b>	<b>5.5</b>	<b>13</b>	<b>3.3</b>	<b>79</b>	<b>35/319</b>	<b>74.8</b>

Score by Period	1	2	3	4	OT	Tot
BEARS	37	45	49	60	0	191
OPPONENTS	65	137	72	105	0	379

SCORING	TDs:Ru-Pa-RK-PAT	FG	S	Pts				
B. Thomas	0	0	0	0	18/22	13/22	0	57
Payton	7	7	0	0	0	0	0	42
Latta	3	0	3	0	0	0	0	18
Grim	2	0	2	0	0	0	0	12
Rather	2	0	2	0	0	0	0	12
Edwards	1	0	1	0	0	0	0	6
Parsons	1	0	1	0	0	0	0	6
Douglass	1	1	0	0	0	0	0	6
Adamle	1	1	0	0	0	0	0	6
Harper	1	1	0	0	0	0	0	6
Avellini	1	1	0	0	0	0	0	6
Clemens	1	0	1	0	0	0	0	6
Livers	1	0	0	1	0	0	0	6
Hartenstine	0	0	0	0	0	1	2	2
<b>BEARS</b>	<b>22</b>	<b>11</b>	<b>9</b>	<b>2</b>	<b>18/22</b>	<b>13/22</b>	<b>1</b>	<b>191</b>
<b>OPPONENTS</b>	<b>48</b>	<b>25</b>	<b>22</b>	<b>1</b>	<b>47/48</b>	<b>14/18</b>	<b>1</b>	<b>379</b>

RUSHING	No	Yds	Avg	Lg	TD
Payton	196	679	3.5	54	7
Harper	100	453	4.5	32	1
Adamle	94	353	3.8	21	1
Edwards	27	73	2.7	16	0
Douglass	5	34	6.8	18	1
Musso	6	33	5.5	16	0
Rather	4	24	6.0	18	0
Huff	5	7	1.4	10	0
Avellini	4	-3	-0.8	1	1
<b>BEARS</b>	<b>441</b>	<b>1653</b>	<b>3.7</b>	<b>54</b>	<b>11</b>
<b>OPPONENTS</b>	<b>547</b>	<b>2070</b>	<b>3.8</b>	<b>43</b>	<b>25</b>

RECEIVING	No	Yds	Avg	Lg	TD
Rather	39	685	17.6	54	2
Payton	33	213	6.5	40	0
Grim	28	374	13.4	57	2
Harper	27	191	7.1	27	0
Latta	16	202	12.6	34	3
Adamle	15	111	7.4	25	0
Parsons	13	184	14.2	28	1
Edwards	11	86	7.8	14	1
Schubert	5	68	13.6	16	0
Farmer	2	32	16.0	17	0
Jackson	1	17	17.0	17	0
Sevy	1	6	6.0	6	0
<b>BEARS</b>	<b>191</b>	<b>2169</b>	<b>11.4</b>	<b>57</b>	<b>9</b>
<b>OPPONENTS</b>	<b>208</b>	<b>2825</b>	<b>13.6</b>	<b>79</b>	<b>22</b>

PUNTING	No	Yds	Avg	Net	TB	In	Lg	B	
Parsons	93	3625	39.0					60	0
Payton	1	39.0	39.0					39	0
<b>BEARS</b>	<b>94</b>	<b>3664</b>	<b>39.0</b>					<b>60</b>	<b>0</b>
<b>OPPONENTS</b>	<b>86</b>	<b>3560</b>	<b>41.4</b>					<b>62</b>	<b>0</b>

INTS	No	Yds	Avg	Lg	TD
Clemens	2	109	54.5	76t	1
Plank	2	50	25.0	29	0
Livers	2	40	20.0	20t	1
Ellis	2	4	2.0	4	0
Babinecz	1	15	15.0	15	0
Buffone	1	12	12.0	12	0
Gunn	1	5	5.0	5	0
Gersbach	1	4	4.0	4	0
Ely	1	2	2.0	2	0
<b>BEARS</b>	<b>13</b>	<b>241</b>	<b>18.5</b>	<b>76t</b>	<b>2</b>
<b>OPPONENTS</b>	<b>23</b>	<b>235</b>	<b>10.2</b>	<b>38</b>	<b>0</b>

KO RETURNS	No	Yds	Avg	Lg	TD
Livers	27	529	19.6	34	0
Payton	14	444	31.7	74	0
Douthitt	13	333	25.6	60	0
Schubert	9	146	16.2	25	0
Knox	5	67	13.4	21	0
Harper	4	67	16.8	18	0
Adamle	1	27	27.0	27	0
Vactor	1	25	25.0	25	0
Rather	1	5	5.0	6	0
<b>BEARS</b>	<b>75</b>	<b>1644</b>	<b>21.9</b>	<b>70</b>	<b>0</b>
<b>OPPONENTS</b>	<b>43</b>	<b>893</b>	<b>20.8</b>	<b>88</b>	<b>0</b>

PUNT RET.	Ret	FC	Yds	Avg	Lg	TD
Livers	42	0	456	10.9	39	0
Schubert	6	1	33	5.5	16	0
Plank	3	1	23	7.7	12	0
Knox	1	0	0	0.0	0	0
Vactor	0	1	0	0.0	0	0
<b>BEARS</b>	<b>52</b>	<b>3</b>	<b>512</b>	<b>9.8</b>	<b>39</b>	<b>0</b>
<b>OPPONENTS</b>	<b>49</b>	<b>20</b>	<b>303</b>	<b>6.2</b>	<b>34</b>	<b>0</b>

FGs	1-19	20-29	30-39	40-49	50+
B. Thomas	0/0	3/7	5/6	4/7	1/2
<b>BEARS</b>	<b>0/0</b>	<b>3/7</b>	<b>5/6</b>	<b>4/7</b>	<b>1/2</b>
<b>OPPONENTS</b>	<b>2/2</b>	<b>3/3</b>	<b>4/6</b>	<b>4/4</b>	<b>1/3</b>

**B. Thomas:** (1)(44G,24G,26G)(46G)(1)(32G,43N)(43B)(20B,27G,31G)(34G,25N,48G)(27B,33G)(55G)(36G,49H,41G,27B)(51N)(35N)

**OPPONENTS:**(1)(44G,43G)(1)(35N)(37G,18G)(52G,46G)(39G,32G,35G)(23G,51N)(27G)(1)(33N)(40G,29G)(50N,19G)

DEFENSE (Top 10)	T	S	A	FF	FR	PD	Sa	Int
Plank	123	74	49	1	0	8	1.0	2
Bryant	112	74	38	0	3	5	0.0	0
Chambers	108	80	28	0	1	0	14.0	0
Buffone	99	65	34	5	1	7	0.0	1
Clemens	98	72	26	0	3	16	0.0	2
Ely	91	54	37	0	1	4	0.0	1
Stillwell	67	42	25	0	0	0	6.0	0
Hartenstine	61	36	15	2	3	0	5.0	0
Ellis	51	36	15	0	0	15	0.0	2
Osborne	48	34	14	3	0	0	7.0	0

**SACKS:** Chambers 14.0, Osborne 7.0, Stillwell 6.0, Hartenstine 5.0, Harris 1.0, Plank 1.0, Team 1.0

**TEAM** 35.0, **OPPONENTS** 32.0

USUAL STARTERS		RANKINGS	
<b>Offense</b>	<b>Defense</b>	<b>Team Stats</b>	<b>Bears</b>
WR..... Bob Grim	RE.....Richard Harris	Total Yards .....	3492 .....
LT..... Lionel Antoine	RT.....Wally Chambers	Rushing Yards .....	1653 .....
LG..... Noah Jackson	LT.....Roger Stillwell	Passing Yards .....	1839 .....
C..... Dan Peiffer	LE.....Mike Hartenstine	Points Scored .....	191 .....
RG..... Mark Nordquist	WLB.....Waymond Bryant		
RT..... Jeff Sevy	MLB.....Larry Ely	<b>Opp</b>	<b>Avg</b>
TE..... Bob Parsons	SLB.....Doug Buffone	Total Yards .....	4576 .....
WR..... Bo Rather	RCB.....V. Livers/N. Wilson	Rushing Yards .....	2070 .....
QB..... Gary Huff	LCB.....Allan Ellis	Passing Yards .....	2506 .....
RB..... W. Payton/M. Adamle	SS.....Doug Plank	Points Scored .....	379 .....
FB..... Roland Harper	FS.....Craig Clemens		



1976 CHICAGO BEARS STATISTICS

Record: 7-7, .500
2nd Place, NFC Central
Head Coach: Jack Pardee

Table of game results with columns for date, score, opponent, and Bears/Opponent statistics.

Summary statistics table for the 1976 season, including First Downs, Net Yards, Rushing, Passing, and Penalties.

Score by Period table showing Bears and Opponents scores by quarter and OT.

Scoring table listing touchdowns, field goals, and extra points for Bears and Opponents.

Rushing table showing yards, attempts, and touchdowns for Bears and Opponents.

Receiving table showing yards, attempts, and touchdowns for Bears and Opponents.

Punting table showing punts, yards, and net yards for Bears and Opponents.

INTS table showing interceptions for Bears and Opponents.

KO RETURNS table showing kick-off returns for Bears and Opponents.

PUNT RET. table showing punt returns for Bears and Opponents.

FGs table showing field goals made and missed for Bears and Opponents.

DEFENSE (Top 10) table listing defensive players and their statistics.

PASSING table showing passing statistics for Bears and Opponents.

HISTORY

USUAL STARTERS

Table listing usual starters for offense and defense.

RANKINGS

Table showing team and opponent rankings for various statistics.



# 1977 CHICAGO BEARS STATISTICS

**Record: 9-5, .643**

**2nd Place, NFC Central**  
**Head Coach: Jack Pardee**

09/18 W 30-20	DETROIT	57,359
09/25 L 13-16	at St. Louis	51,392
10/02 L 24-42	NEW ORLEANS	57,359
10/10 W 24-23	L.A. RAMS	57,359
10/16 L 16-22	ot at Minnesota	48,446
10/23 L 10-16	ATLANTA	57,359
10/30 W 26-0	at Green Bay	56,267
11/06 L 0-47	at Houston	51,177
11/13 W 28-27	KANSAS CITY	57,359
11/20 W 10-7	MINNESOTA	57,359
11/24 W 31-14	at Detroit	75,185
12/04 W 10-0	at Tampa Bay	50,284
12/11 W 21-10	GREEN BAY	57,539
12/18 W 12-9	ot at N.Y. Giants	76,626
<b>PLAYOFFS</b>		
12/26 L 7-37	at Dallas	64,758

	<b>Bears</b>	<b>Opp</b>
<b>TOTAL FIRST DOWNS</b>	<b>247</b>	<b>241</b>
Rushing	141	124
Passing	94	106
Penalty	12	11
3rd Down: Made/Att	NA	NA
3rd Down Pct.	NA	NA
4th Down: Made/Att	NA	NA
4th Down Pct.	NA	NA

	<b>4655</b>	<b>4285</b>
<b>TOTAL NET YARDS</b>		
Avg. Per Game	332.5	306.1
Total Plays	930	947
Avg. Per Play	5.0	4.5

	<b>2811</b>	<b>2158</b>
<b>NET YARDS RUSHING</b>		
Avg. Per Game	200.8	154.1
Total Rushes	599	544

	<b>1844</b>	<b>2127</b>
<b>NET YARDS PASSING</b>		
Avg. Per Game	131.7	151.9
Sacked/Yards Lost	26/226	27/207
Gross Yards	2070	2334
Att./Comp.	305/161	377/182
Completion Pct.	52.8	48.3
Had Intercepted	18	18

	<b>82/39.4</b>	<b>93/39.1</b>
<b>PUNTS/AVERAGE</b>		
<b>NET PUNTING AVG.</b>	<b>82/35.1</b>	<b>93/31.7</b>
<b>PENALTIES/YARDS</b>	<b>97/852</b>	<b>83/671</b>
<b>FUMBLES/BALL LOST</b>	<b>36/17</b>	<b>27/13</b>

	<b>31</b>	<b>27</b>
<b>TOUCHDOWNS</b>		
Rushing	18	14
Passing	11	7
Returns	2	6

	<b>PASSING</b>	<b>Att</b>	<b>Cmp</b>	<b>Yds</b>	<b>Cmp%</b>	<b>Yd/Att</b>	<b>TD</b>	<b>TD%</b>	<b>Int</b>	<b>Int%</b>	<b>Lg</b>	<b>Sack/Lost</b>	<b>Rating</b>
Avellini	293	154	2004	52.6	6.84	11	3.8	18	6.1	75t	23/200	61.7	
Parsons	4	4	61	100.0	15.25	0	0.0	0.0	0.0	32	0/0	119.0	
Phipps	5	3	5	60.0	1.00	0	0.0	0.0	0.0	10	3/26	64.6	
Harper	2	0	0	0.0	0.00	0	0.0	0.0	0.0	0	0/0	39.0	
Baschnagel	1	0	0	0.0	0.00	0	0.0	0.0	0.0	0	0/0	39.0	
<b>BEARS</b>	<b>305</b>	<b>161</b>	<b>2070</b>	<b>52.8</b>	<b>6.79</b>	<b>11</b>	<b>3.6</b>	<b>18</b>	<b>5.9</b>	<b>75</b>	<b>26/226</b>	<b>61.8</b>	
<b>OPPONENTS</b>	<b>377</b>	<b>182</b>	<b>2334</b>	<b>48.3</b>	<b>6.19</b>	<b>7</b>	<b>1.9</b>	<b>18</b>	<b>4.8</b>	<b>85</b>	<b>27/207</b>	<b>54.5</b>	

<b>Score by Period</b>	<b>1</b>	<b>2</b>	<b>3</b>	<b>4</b>	<b>OT</b>	<b>Tot</b>
BEARS	50	56	37	109	3	255
OPPONENTS	60	73	37	77	6	253

<b>SCORING</b>	<b>TDs:Ru-Pa-RK-PAT</b>	<b>FG</b>	<b>S</b>	<b>Pts</b>
Payton	16 14 2 0	0/0	0/0	0 96
B. Thomas	0 0 0 0	27/30	14/27	0 69
Latta	4 0 4 0	0	0	24
Scott	3 0 3 0	0	0	18
Musso	2 2 0 0	0	0	12
Rather	2 0 2 0	0	0	12
Schubert	1 0 0 1	0	0	6
Baschnagel	1 0 0 1	0	0	6
Avellini	1 1 0 0	0	0	6
Earl	1 1 0 0	0	0	6
<b>BEARS</b>	<b>31 18 11 2</b>	<b>27/30</b>	<b>14/27</b>	<b>0 255</b>
<b>OPPONENTS</b>	<b>27 14 7 6</b>	<b>26/26</b>	<b>21/29</b>	<b>0 253</b>

<b>RUSHING</b>	<b>No</b>	<b>Yds</b>	<b>Avg</b>	<b>Lg</b>	<b>TD</b>
Payton	339	1852	5.5	73	14
Harper	120	457	3.8	19	0
Earl	56	233	4.2	34	1
Musso	37	132	3.6	13	2
Avellini	37	109	2.9	21	1
Best	6	20	3.3	6	0
Scott	1	10	10.0	10	0
Baschnagel	1	0	0.0	0	0
Evans	1	0	0.0	0	0
Rather	1	-2	-2.0	-2	0
<b>BEARS</b>	<b>599</b>	<b>2811</b>	<b>4.7</b>	<b>73</b>	<b>18</b>
<b>OPPONENTS</b>	<b>544</b>	<b>2158</b>	<b>4.0</b>	<b>61</b>	<b>14</b>

<b>RECEIVING</b>	<b>No</b>	<b>Yds</b>	<b>Avg</b>	<b>Lg</b>	<b>TD</b>
Scott	50	809	16.2	72t	3
Payton	27	269	10.0	75t	2
Latta	26	335	12.9	37t	4
Harper	19	142	7.5	34	0
Rather	17	294	17.3	42	2
Schubert	8	119	14.9	32	0
Earl	6	32	5.3	10	0
Baschnagel	4	50	12.5	25	0
Musso	3	13	4.3	21	0
Rivera	1	7	7.0	7	0
<b>BEARS</b>	<b>161</b>	<b>2070</b>	<b>12.9</b>	<b>75t</b>	<b>11</b>
<b>OPPONENTS</b>	<b>182</b>	<b>2334</b>	<b>12.8</b>	<b>85</b>	<b>7</b>

<b>PUNTING</b>	<b>No</b>	<b>Yds</b>	<b>Avg</b>	<b>Net</b>	<b>TB</b>	<b>In</b>	<b>Lg</b>	<b>B</b>
Parsons	80	3232	40.4	35.1	7	17	58	2
<b>BEARS</b>	<b>82</b>	<b>3232</b>	<b>39.4</b>	<b>35.1</b>	<b>7</b>	<b>17</b>	<b>58</b>	<b>2</b>
<b>OPPONENTS</b>	<b>93</b>	<b>3636</b>	<b>39.1</b>	<b>31.7</b>	<b>11</b>	<b>22</b>	<b>69</b>	<b>0</b>

<b>INTS</b>	<b>No</b>	<b>Yds</b>	<b>Avg</b>	<b>Lg</b>	<b>TD</b>
Ellis	6	23	3.8	11	0
Fencik	4	33	8.3	23	0
Plank	4	32	8.0	20	0
Livers	2	29	14.5	29	0
Buffone	1	12	12.0	12	0
Hicks	1	9	9.0	9	0
<b>BEARS</b>	<b>18</b>	<b>138</b>	<b>7.7</b>	<b>29</b>	<b>0</b>
<b>OPPONENTS</b>	<b>18</b>	<b>171</b>	<b>9.5</b>	<b>57</b>	<b>1</b>

<b>KO RETURNS</b>	<b>No</b>	<b>Yds</b>	<b>Avg</b>	<b>Lg</b>	<b>TD</b>
Baschnagel	23	557	24.2	84t	1
Evans	13	253	19.5	30	0
Best	6	127	21.2	29	0
Musso	5	100	20.0	33	0
Walterscheid	3	59	19.7	22	0
Harper	3	44	14.7	22	0
Payton	2	95	47.5	68	0
Earl	2	38	19.0	25	0
<b>BEARS</b>	<b>57</b>	<b>1275</b>	<b>22.3</b>	<b>84t</b>	<b>1</b>
<b>OPPONENTS</b>	<b>52</b>	<b>1010</b>	<b>19.4</b>	<b>85t</b>	<b>1</b>

<b>PUNT RET.</b>	<b>Ret</b>	<b>FC</b>	<b>Yds</b>	<b>Avg</b>	<b>Lg</b>	<b>TD</b>
Schubert	31	10	291	9.4	70t	1
Walterscheid	6	1	59	9.8	14	0
Livers	6	1	46	7.7	21	0
Baschnagel	3	2	54	18.0	42	0
Plank	1	0	21	21.0	21	0
<b>BEARS</b>	<b>47</b>	<b>14</b>	<b>471</b>	<b>10.0</b>	<b>70t</b>	<b>1</b>
<b>OPPONENTS</b>	<b>42</b>	<b>15</b>	<b>216</b>	<b>5.1</b>	<b>37</b>	<b>0</b>

<b>FGs</b>	<b>1-19</b>	<b>20-29</b>	<b>30-39</b>	<b>40-49</b>	<b>50+</b>
B. Thomas	0/0	6/9	6/10	2/6	0/2
<b>BEARS</b>	<b>0/0</b>	<b>6/9</b>	<b>6/10</b>	<b>2/6</b>	<b>0/2</b>
<b>OPPONENTS</b>	<b>2/2</b>	<b>8/9</b>	<b>8/10</b>	<b>3/7</b>	<b>0/1</b>

<b>B. Thomas</b>	<b>39N</b>	<b>35G</b>	<b>23G</b>	<b>29G</b>	<b>21G</b>	<b>33G</b>	<b>47N</b>	<b>38G</b>
41N	40G	47G	20G	44N	39N	29N	37G	56N
31N	39G	29N	53N	32G	44N	32G	23N	36N
28G								

<b>DEFENSE</b>	<b>(Top 10)</b>	<b>T</b>	<b>S</b>	<b>A</b>	<b>FR</b>	<b>PD</b>	<b>Sa</b>	<b>Int</b>
Fencik	133	93	40	1	0	7	0.0	4
Rives	89	61	28	0	0	1	0.0	0
Bryant	85	63	22	1	2	2	1.5	0
Rydalch	77	54	23	1	1	1	9.5	0
Plank	71	43	28	0	0	4	1.0	4
Buffone	67	48	19	0	0	5	1.0	1
Livers	56	45	11	0	1	16	0.0	2
Hartenstine	55	34	21	1	3	4	1.0	0
Ellis	51	47	4	0	0	13	0.0	6
Osborne	49	32	17	0	0	0	4.0	0

<b>SACKS:</b>	<b>Rydalch</b>	<b>9.5</b>	<b>Newsome</b>	<b>5.0</b>	<b>Osborne</b>	<b>4.0</b>	
Sevy	2.0	Bryant	1.5	Buffone	1.0	Hartenstine	1.0
Meyers	1.0	Muckensturm	1.0	Plank	1.0		
<b>TEAM</b>	<b>27.0</b>	<b>OPPONENTS</b>	<b>26.0</b>				

**USUAL STARTERS**

<b>Offense</b>	<b>Defense</b>	<b>Team Stats</b>	<b>Bears</b>	<b>Avg</b>
WR.....Bo Rather	RE.....Billy Newsome	Total Yards	4655	332.5
LT.....Ted Albrecht	RT.....Ron Rydalch	Rushing Yards	2811	200.8
LG.....Noah Jackson	LT.....Jim Osborne	Passing Yards	1844	131.7
C.....Dan Peiffer	LE.....Mike Hartenstine	Points Scored	255	18.2
RG.....Revie Sorey	WLB.....Waymond Bryant			
RT.....Dennis Lick	MLB.....Tom Hicks			
TE.....Greg Latta	SLB.....Doug Buffone	Total Yards	4285	306.1
WR.....James Scott	RCB.....Virgil Livers	Rushing Yards	2158	154.1
QB.....Bob Avellini	LCB.....Allan Ellis	Passing Yards	2127	151.9
RB.....Walter Payton	SS.....Gary Fencik	Points Scored	253	18.1
FB.....Roland Harper	FS.....Doug Plank			



## 1978 CHICAGO BEARS STATISTICS

**Record: 7-9, .438**

**T-3rd Place, NFC Central**

**Head Coach: Neill Armstrong**

09/03W 17-10	ST. LOUIS	52,791
09/10W 16-13	at San Francisco	49,502
09/17W 19-0	at Detroit	65,982
09/25L 20-24	MINNESOTA	53,561
10/01L 19-25	ot OAKLAND	52,848
10/08L 14-24	at Green Bay	55,352
10/16L 7-16	at Denver	75,008
10/22L 19-33	at Tampa Bay	68,146
10/29L 17-21	DETROIT	53,378
11/05L 29-31	SEATTLE	50,697
11/12L 14-17	at Minnesota	43,286
11/19W 13-7	ATLANTA	46,022
11/26W 14-3	TAMPA BAY	42,373
12/04L 7-40	at San Diego	48,492
12/10W 14-0	GREEN BAY	34,306
12/16W 14-10	at Washington	49,774

Score by Period	1	2	3	4	OT	Tot
BEARS	30	55	93	75	0	253
OPPONENTS	71	69	47	81	6	274

SCORING	TDs:Ru-Pa-RK-PAT	FG	S	Pts
B. Thomas	0 0 0 0	26/29	17/22	0 77
Payton	11 11 0 0			0 66
Harper	8 6 2 0			0 48
Scott	5 0 5 0			0 30
Avellini	2 2 0 0			0 12
Spivey	1 0 0 1			0 6
Livers	1 0 0 1			0 6
Schubert	1 0 0 1			0 6
Hart	0 0 0 0			1 2
<b>BEARS</b>	<b>29 19 7 3</b>	<b>26/29</b>	<b>17/22</b>	<b>253</b>
<b>OPPONENTS</b>	<b>33 15 16</b>	<b>228/NA16/NA 0</b>	<b>274</b>	

RUSHING	No	Yds	Avg	Lg	TD
Payton	333	1395	4.2	76	11
Harper	240	992	4.1	31	6
Avellini	34	54	1.6	10	2
Phipps	13	34	2.6	10	0
Evans	6	23	3.8	13	0
Earl	3	17	5.7	9	0
Best	2	11	5.5	6	0
Morris	1	0	0.0	0	0
Parsons	1	0	0.0	0	0
Baschnagel	1	0	0.0	0	0
<b>BEARS</b>	<b>634</b>	<b>2526</b>	<b>4.0</b>	<b>76</b>	<b>19</b>
<b>OPPONENTS</b>	<b>564</b>	<b>2174</b>	<b>3.9</b>	<b>67</b>	<b>15</b>

RECEIVING	No	Yds	Avg	Lg	TD
Payton	50	480	9.6	61	0
Harper	43	340	7.9	33	2
Scott	42	759	18.1	59	5
Richards	27	379	14.0	52	0
Latta	15	159	10.6	21	0
Schubert	4	51	12.8	19	0
Baschnagel	2	29	14.5	22	0
Rather	1	15	15.0	15	0
Cobb	1	7	7.0	7	0
Earl	1	1	1.0	1	0
<b>BEARS</b>	<b>186</b>	<b>2221</b>	<b>11.9</b>	<b>61</b>	<b>7</b>
<b>OPPONENTS</b>	<b>239</b>	<b>2857</b>	<b>12.0</b>	<b>55</b>	<b>16</b>

PUNTING	No	Yds	Avg	Net	TB	In	Lg	B
Parsons	96	3549	37.0	32.2	8	18	54	0
<b>BEARS</b>	<b>97</b>	<b>3549</b>	<b>37.0</b>	<b>32.2</b>	<b>8</b>	<b>18</b>	<b>54</b>	<b>0</b>
<b>OPPONENTS</b>	<b>97</b>	<b>3437</b>	<b>35.4</b>	<b>30.4</b>	<b>10</b>	<b>25</b>	<b>61</b>	<b>2</b>

INTS	No	Yds	Avg	Lg	TD
Fencik	4	77	19.3	59	0
Livers	3	86	28.7	60	1
Buffone	3	22	7.3	16	0
Schmidt	2	23	11.5	23	0
Rives	2	8	4.0	8	0
Plank	1	0	0.0	0	0
Gaines	1	0	0.0	0	0
Walterscheid	1	0	0.0	0	0
<b>BEARS</b>	<b>17</b>	<b>216</b>	<b>12.7</b>	<b>60</b>	<b>1</b>
<b>OPPONENTS</b>	<b>28</b>	<b>312</b>	<b>11.1</b>	<b>63</b>	<b>1</b>

KO RETURNS	No	Yds	Avg	Lg	TD
Baschnagel	20	455	22.8	36	0
Walterscheid	11	335	30.5	81	0
Gaines	10	240	24.0	37	0
Morgan	5	110	22.0	24	0
Schubert	4	80	20.0	27	0
Earl	3	48	16.0	20	0
Skibinski	3	36	12.0	20	0
Spivey	2	34	17.0	23	0
Latta	2	14	7.0	8	0
Muckensturm	1	6	6.0	6	0
<b>BEARS</b>	<b>61</b>	<b>1358</b>	<b>22.3</b>	<b>81</b>	<b>0</b>
<b>OPPONENTS</b>	<b>52</b>	<b>1146</b>	<b>22.0</b>	<b>43</b>	<b>0</b>

PUNT RET.	Ret	FC	Yds	Avg	Lg	TD
Schubert	27	21	229	8.5	73†	1
Livers	10	0	31	3.1	13	0
Walterscheid	3	0	24	8.0	11	0
Baschnagel	1	1	2	2.0	2	0
<b>BEARS</b>	<b>41</b>	<b>22</b>	<b>286</b>	<b>7.0</b>	<b>73†</b>	<b>1</b>
<b>OPPONENTS</b>	<b>45</b>	<b>23</b>	<b>295</b>	<b>6.6</b>	<b>21</b>	<b>0</b>

FGs	1-19	20-29	30-39	40-49	50+
B. Thomas	0/0	7/7	9/11	1/4	0/0
<b>BEARS</b>	<b>0/0</b>	<b>7/7</b>	<b>9/11</b>	<b>1/4</b>	<b>0/0</b>
<b>OPPONENTS</b>	<b>0/0</b>	<b>4/4</b>	<b>6/8</b>	<b>6/7</b>	<b>0/0</b>
<b>B. Thomas:</b> 39G, 32G, 44G, 38G, 28G, 27G, 32G, 25G, 24G, 44N, 21G, 27G, 23G, 33G, 36G, 39G, 39B, 45N, 32G, 37G, 41N, 39B					

DEFENSE (Top 10)	T	S	A	FF	FR	PD	SA	Int
Fencik	130	95	35	2	2	10	0.0	4
Campbell	110	82	28	3	2	6	3.0	0
Plank	70	52	18	5	3	4	0.0	1
Hartenstine	70	44	26	2	3	2	6.0	0
Hicks	67	51	16	0	1	3	0.0	0
Rives	67	44	23	1	1	2	0.0	2
Buffone	65	45	20	0	0	2	2.0	3
Livers	61	55	6	1	1	9	0.0	2
Schmidt	51	44	7	1	1	9	0.0	2
Osborne	50	37	13	1	0	2	4.0	0
Page	50	35	15	2	0	3	11.5	0
<b>SACKS:</b> Page 11.5, Hart 7.5, Hartenstine 6.0, Osborne 4.0, Campbell 3.0, Buffone 2.0, Meyers 2.0, Rydaltch 2.0, Herron 1.0, Shearer 1.0								
<b>TEAM</b>	<b>40.0</b>	<b>OPPONENTS</b>	<b>34.0</b>					

Bears		Opp
<b>TOTAL FIRST DOWNS</b>	<b>262</b>	<b>282</b>
Rushing	136	128
Passing	99	134
Penalty	27	20
3rd Down: Made/Att	89/248	75/240
3rd Down Pct.	35.9	31.3
4th Down: Made/Att	NA	NA
4th Down Pct.	NA	NA
<b>TOTAL NET YARDS</b>	<b>4459</b>	<b>4680</b>
Avg. Per Game	278.7	292.5
Total Plays	1020	1044
Avg. Per Play	4.4	4.5
<b>NET YARDS RUSHING</b>	<b>2526</b>	<b>2174</b>
Avg. Per Game	157.9	135.9
Total Rushes	634	568
<b>NET YARDS PASSING</b>	<b>1933</b>	<b>2506</b>
Avg. Per Game	120.8	156.6
Sacked/Yards Lost	34/288	40/351
Gross Yards	2221	2857
Att./Comp.	352/186	436/239
Completion Pct.	52.8	54.8
Had Intercepted	28	17
<b>PUNTS/AVERAGE</b>	<b>96/37.0</b>	<b>97/35.4</b>
<b>NET PUNTING AVG.</b>	<b>96/32.2</b>	<b>97/30.4</b>
<b>PENALTIES/YARDS</b>	<b>101/958</b>	<b>101/800</b>
<b>FUMBLES/BALL LOST</b>	<b>22/8</b>	<b>32/16</b>
<b>TOUCHDOWNS</b>	<b>29</b>	<b>33</b>
Rushing	19	15
Passing	7	16
Returns	3	2

PASSING	Att	Cmp	Yds	Cmp% Yd/Att	TD	TD%	Int	Int%	Lg	Sack/Lost	Rating	
Avellini	264	141	1718	53.4	6.51	5	1.9	16	6.1	61	26/208	54.6
Phipps	83	44	465	53.0	5.60	2	2.4	10	12.0	35	6/55	38.0
Evans	3	1	38	33.3	12.67	0	0.0	1	33.3	38	2/25	42.1
Parsons	1	0	0	0.0	0.00	0	0.0	0	0.0	0	0/0	39.6
Harper	1	0	0	0.0	0.00	0	0.0	0	0.0	0	0/0	39.6
<b>BEARS</b>	<b>352</b>	<b>186</b>	<b>2221</b>	<b>52.8</b>	<b>6.31</b>	<b>7</b>	<b>2.0</b>	<b>28</b>	<b>8.0</b>	<b>61</b>	<b>34/288</b>	<b>45.7</b>
<b>OPPONENTS</b>	<b>436</b>	<b>239</b>	<b>2857</b>	<b>54.8</b>	<b>6.55</b>	<b>16</b>	<b>3.7</b>	<b>17</b>	<b>3.9</b>	<b>58</b>	<b>40/351</b>	<b>71.1</b>

### USUAL STARTERS

#### Offense

WR.....James Scott
LT.....Ted Albrecht
LG.....Noah Jackson
C.....Dan Neal
RG.....Revie Sorey
RT.....Dennis Lick
TE.....Greg Latta
WR.....Golden Richards
QB.....Bob Avellini
RB.....Walter Payton
FB.....Roland Harper

#### Defense

RE.....Mike Hartenstine
RT.....Alan Page
LT.....Jim Osborne
LE.....Tommy Hart
WLB.....Gary Campbell
MLB.....T. Hicks/D. Rives
SLB.....Doug Buffone
RCB.....Virgil Livers
LCB.....Terry Schmidt
SS.....Gary Fencik
FS.....Doug Plank

#### Team Stats

Total Yards	4459	278.7
Rushing Yards	2526	157.9
Passing Yards	1933	120.8
Points Scored	253	15.8
<b>Opp Avg</b>		
Total Yards	4680	292.5
Rushing Yards	2174	135.9
Passing Yards	2506	156.6
Points Scored	274	17.1





1979 CHICAGO BEARS STATISTICS

Record: 10-6, .625

2nd Place, NFC Central  
Head Coach: Neill Armstrong

09/02 W	6-3	GREEN BAY	56,515
09/09 W	26-7	MINNESOTA	53,231
09/16 L	20-24	at Dallas	64,056
09/23 L	16-31	at Miami	66,011
09/30 L	13-17	TAMPA BAY	55,258
10/07 W	7-0	at Buffalo	73,383
10/14 L	7-27	NEW ENGLAND	54,128
10/21 L	27-30	at Minnesota	41,164
10/28 W	28-27	at San Francisco	42,773
11/04 W	35-7	DETROIT	50,108
11/11 W	27-23	L.A. RAMS	51,483
11/18 W	23-13	N.Y. JETS	52,635
11/22 L	0-20	at Detroit	66,219
12/02 W	14-0	at Tampa Bay	69,508
12/09 W	15-14	at Green Bay	54,207
12/16 W	42-6	ST. LOUIS	42,810
PLAYOFFS			
12/23 L	17-27	at Philadelphia	69,397

		Bears	Opp.
<b>TOTAL FIRST DOWNS</b>		<b>262</b>	<b>272</b>
Rushing		140	100
Passing		98	148
Penalty		24	24
3rd Down: Made/Att	93/253	87/242	
3rd Down Pct.		36.8	36.0
4th Down: Made/Att	NA	NA	NA
4th Down Pct.	NA	NA	NA
<b>TOTAL NET YARDS</b>		<b>4637</b>	<b>4506</b>
Avg. Per Game		289.8	281.6
Total Plays		1028	1024
Avg. Per Play		4.5	4.4
<b>NET YARDS RUSHING</b>		<b>2486</b>	<b>1978</b>
Avg. Per Game		155.4	123.6
Total Rushes		627	519
<b>NET YARDS PASSING</b>		<b>2151</b>	<b>2528</b>
Avg. Per Game		134.4	158.0
Sacked/Yards Lost	31/278	47/380	
Gross Yards		2429	2908
Att./Comp.	373/195	458/222	
Completion Pct.		52.3	48.5
Had Intercepted		16	29
<b>PUNTS/AVERAGE</b>		<b>93/37.5</b>	<b>90/37.8</b>
<b>NET PUNTING AVG.</b>		<b>93/31.8</b>	<b>90/31.6</b>
<b>PENALTIES/YARDS</b>		<b>100/816</b>	<b>104/864</b>
<b>FUMBLES/BALL LOST</b>		<b>21/13</b>	<b>25/14</b>
<b>TOUCHDOWNS</b>		<b>37</b>	<b>31</b>
Rushing		17	9
Passing		16	21
Returns		4	1

PASSING	Att	Cmp	Yds	Cmp%	Yd/Att	TD	TD%	Int	Int%	Lg	Sack/Lost	Rating
Phipps	255	134	1535	52.5	6.02	9	3.5	8	3.1	68t	17/154	69.7
Evans	63	32	508	50.8	8.06	4	6.3	5	7.9	65	8/75	66.1
Avellini	51	27	310	52.9	6.08	2	3.9	3	5.9	54	6/49	59.9
Payton	1	1	54	100.0	54.00	1	100.0	0	0.0	54t	0/0	158.3
Parsons	2	1	22	50.0	11.00	0	0.0	0	0.0	22	0/0	89.6
Baschnagel	1	0	0	0.0	0.00	0	0.0	0	0.0	0	0/0	39.6
<b>BEARS</b>	<b>373</b>	<b>195</b>	<b>2429</b>	<b>52.3</b>	<b>6.51</b>	<b>16</b>	<b>4.3</b>	<b>16</b>	<b>6.3</b>	<b>68t</b>	<b>31/278</b>	<b>69.2</b>
<b>OPPONENTS</b>	<b>458</b>	<b>222</b>	<b>2908</b>	<b>48.5</b>	<b>6.35</b>	<b>21</b>	<b>4.6</b>	<b>29</b>	<b>6.3</b>	<b>55</b>	<b>47/380</b>	<b>58.1</b>

Score by Period	1	2	3	4	OT	Tot
BEARS	59	84	65	98	0	306
OPPONENTS	48	72	50	79	0	249

SCORING	TDs:Ru-Pa-RK-PAT	FG	S	Pts			
Payton	16	14	2	0	96		
B. Thomas	0	0	0	34/37	16/27	82	
Williams	6	1	0	0	36		
Watts	4	0	3	1	24		
Scott	3	0	3	0	18		
Baschnagel	2	0	2	0	12		
Richards	1	0	1	0	6		
Evans	1	1	0	0	6		
McClendon	1	1	0	0	6		
Schubert	1	0	1	0	6		
Schmidt	1	0	1	0	6		
Hicks	1	0	1	0	6		
Team	0	0	0	0	1		
<b>BEARS</b>	<b>37</b>	<b>17</b>	<b>16</b>	<b>4</b>	<b>34/37</b>	<b>16/27</b>	<b>306</b>
<b>OPPONENTS</b>	<b>31</b>	<b>9</b>	<b>21</b>	<b>1</b>	<b>28/31</b>	<b>20</b>	<b>249</b>

RUSHING	No	Yds	Avg	Lg	TD
Payton	369	1610	4.4	43	14
Williams	127	401	3.2	16	1
McClendon	37	160	4.3	33	1
Earl	35	132	3.8	12	0
Evans	12	72	6.0	17	1
Phipps	27	51	1.9	12	0
Deloplaine	7	18	2.6	6	0
Buffone	1	14	14.0	14	0
Perrin	5	14	2.8	5	0
Skibinski	3	10	3.3	4	0
Avellini	3	10	3.3	5	0
Watts	1	-6	-6.0	-6	0
<b>BEARS</b>	<b>627</b>	<b>2486</b>	<b>4.0</b>	<b>43</b>	<b>17</b>
<b>OPPONENTS</b>	<b>519</b>	<b>1978</b>	<b>3.8</b>	<b>61</b>	<b>9</b>

RECEIVING	No	Yds	Avg	Lg	TD
Williams	42	354	8.4	54	5
Payton	31	313	10.1	65t	2
Baschnagel	30	452	15.1	54	2
Watts	24	421	17.5	68t	3
Scott	21	382	18.2	64	3
Latta	15	131	8.7	25	0
Earl	8	56	7.0	19	0
Cobb	6	91	15.1	33	0
McClendon	6	27	4.5	13	0
Richards	5	107	21.4	52	1
Schubert	2	29	14.5	15	0
Deloplaine	2	13	6.5	15	0
Perrin	1	27	27.0	27	0
Buffone	1	22	22.0	22	0
Skibinski	1	4	4.0	4	0
<b>BEARS</b>	<b>195</b>	<b>2429</b>	<b>12.5</b>	<b>68t</b>	<b>16</b>
<b>OPPONENTS</b>	<b>222</b>	<b>2908</b>	<b>13.1</b>	<b>55</b>	<b>21</b>

PUNTING	No	Yds	Avg	Net	TB	In	Lg	B
Parsons	92	3486	37.9	31.8	6	26	54	1
<b>BEARS</b>	<b>93</b>	<b>3486</b>	<b>37.5</b>	<b>31.8</b>	<b>6</b>	<b>26</b>	<b>54</b>	<b>1</b>
<b>OPPONENTS</b>	<b>90</b>	<b>3406</b>	<b>37.8</b>	<b>31.6</b>	<b>12</b>	<b>9</b>	<b>64</b>	<b>1</b>

INTS	No	Yds	Avg	Lg	TD
Schmidt	6	44	7.3	20t	1
Fencik	6	31	5.2	17	0
Hicks	3	85	28.3	66t	1
Ellis	3	67	22.3	22	0
Plank	3	33	11.0	22	0
Livers	2	41	20.5	30	0
Buffone	2	11	5.5	11	0
Gaines	1	38	38.0	38	0
Campbell	1	32	32.0	32	0
Walterscheid	1	15	15.0	15	0
Muckensturm	1	5	5.0	5	0
<b>BEARS</b>	<b>29</b>	<b>402</b>	<b>13.9</b>	<b>66t</b>	<b>2</b>
<b>OPPONENTS</b>	<b>16</b>	<b>240</b>	<b>15.0</b>	<b>78</b>	<b>8</b>

KO RETURNS	No	Yds	Avg	Lg	TD
Walterscheid	19	427	22.5	44	0
Watts	14	289	20.6	83t	1
Baschnagel	12	260	21.7	32	0
Schubert	2	45	22.5	27	0
Perrin	1	13	13.0	13	0
McClendon	1	12	12.0	12	0
Latta	1	8	8.0	8	0
Herron	1	0	0.0	0	0
<b>BEARS</b>	<b>51</b>	<b>1054</b>	<b>20.7</b>	<b>83t</b>	<b>1</b>
<b>OPPONENTS</b>	<b>59</b>	<b>1252</b>	<b>21.2</b>	<b>56</b>	<b>0</b>

PUNT RET.	Ret	FC	Yds	Avg	Lg	TD
Schubert	25	10	238	9.5	77t	1
Walterscheid	14	5	96	6.9	14	0
Baschnagel	0	3	0	0.0	-	0
<b>BEARS</b>	<b>39</b>	<b>18</b>	<b>334</b>	<b>8.6</b>	<b>77t</b>	<b>1</b>
<b>OPPONENTS</b>	<b>54</b>	<b>12</b>	<b>404</b>	<b>7.5</b>	<b>77</b>	<b>0</b>

FGs	1-19	20-29	30-39	40-49	50+
B. Thomas	1/1	4/7	9/11	2/7	0/1
<b>BEARS</b>	<b>1/1</b>	<b>4/7</b>	<b>9/11</b>	<b>2/7</b>	<b>0/1</b>
<b>OPPONENTS</b>	<b>1/1</b>	<b>7/7</b>	<b>2/5</b>	<b>2/6</b>	<b>0/1</b>

B. Thomas: (44N,25G,19G)(47N,34G)(0)(30G,32G,36G)(34G,42G)(29N,44N)(0)(23G,23G)(0)(51N,27N)(38G,35G)(24G)(31N)(0)(34G,33G,33N,28N,44G)(47N,46N)

DEFENSE										
(Top 10)										
	T	S	A	FF	FR	PD	Sa	In		
Muckensturm	11	69	42	1	2	1	3	0	1	
Plank	108	72	36	4	1	7	0	0	3	
Fencik	103	73	30	0	1	9	0	0	6	
Campbell	92	63	29	1	1	2	4	0	1	
Page	74	49	25	0	1	1	10	0	0	
Hicks	74	48	26	1	2	2	0	0	3	
Hampton	70	48	22	1	2	3	4	0	0	
Osborne	66	54	12	0	2	1	10	5	0	
Hartenstine	60	40	20	1	1	1	8	0	0	
Walterscheid	57	44	13	2	1	3	4	0	1	
<b>SACKS:</b>	<b>Osborne 10.5,</b>	<b>Page 10.0,</b>	<b>Hartenstine 8.0,</b>	<b>Hampton 4.5,</b>	<b>Campbell 4.0,</b>	<b>Walterscheid 4.0,</b>	<b>Muckensturm 3.0,</b>	<b>Gaines 1.0,</b>	<b>Herron 1.0</b>	
<b>TEAM</b>	<b>47.0,</b>	<b>OPPONENTS 31.0</b>								

USUAL STARTERS		Team Stats	
Offense	Defense	Bears	Avg
WR.....J. Scott/R. Watts	RE.....Mike Hartenstine	Total Yards	4637/289.8
LT.....Ted Albrecht	RT.....Alan Page	Rushing Yards	2486/155.4
LG.....Noah Jackson	LT.....Jim Osborne	Passing Yards	2151/134.4
C.....Dan Neal	LE.....Dan Hampton	Points Scored	306/19.1
RG.....Revie Sorey	WLB.....Gary Campbell		
RT.....Dennis Lick	MLB.....Tom Hicks		
TE.....Mike Cobb	SLB.....Jerry Muckensturm	Total Yards	4506/281.6
WR.....Brian Baschnagel	RCB.....Virgil Livers	Rushing Yards	1978/123.6
QB.....Mike Phipps	LCB.....Terry Schmidt	Passing Yards	2528/158.0
RB.....Walter Payton	SS.....Gary Fencik	Points Scored	249/15.6
FB.....Dave Williams	FS.....Doug Plank		



## 1980 CHICAGO BEARS STATISTICS

### Record: 7-9, .438

### Head Coach, NFC Central

### Head Coach: Neill Armstrong

09/07 L	6-12	ot at Green Bay	54,381
09/14 W	22-3	NEW ORLEANS	63,523
09/21 L	14-34	MINNESOTA	59,983
09/28 L	3-38	at Pittsburgh	53,987
10/06 W	23-0	TAMPA BAY	61,350
10/12 L	7-13	at Minnesota	46,751
10/19 W	24-7	DETROIT	58,508
10/26 L	14-17	at Philadelphia	68,752
11/03 L	21-27	at Cleveland	83,224
11/09 W	35-21	WASHINGTON	57,159
11/16 L	6-10	HOUSTON	59,390
11/23 L	17-28	at Atlanta	49,164
11/27 W	23-17	ot at Detroit	75,397
12/07 W	61-7	GREEN BAY	57,176
12/14 L	14-17	ot (CINCINNATI)	48,808
12/20 W	14-13	at Tampa Bay	55,298

Bears		Opp
<b>TOTAL FIRST DOWNS</b>	<b>286</b>	<b>285</b>
Rushing	139	111
Passing	121	149
Penalty	26	25
3rd Down: Made/Att	105/248	98/236
3rd Down Pct.	42.3	41.5
4th Down: Made/Att	NA	NA
4th Down Pct.	NA	NA
<b>TOTAL NET YARDS</b>	<b>4835</b>	<b>4907</b>
Avg. Per Game	302.2	306.7
Total Plays	1016	1003
Avg. Per Play	4.8	4.9
<b>NET YARDS RUSHING</b>	<b>2440</b>	<b>2015</b>
Avg. Per Game	152.5	125.9
Total Rushes	579	506
<b>NET YARDS PASSING</b>	<b>2395</b>	<b>2892</b>
Avg. Per Game	149.7	180.8
Sacked/Yards Lost	33/274	46/379
Gross Yards	2669	3271
Att./Comp.	404/209	451/238
Completion Pct.	51.7	52.8
Had Intercepted	25	17
<b>PUNTS/AVERAGE</b>	<b>79/40.6</b>	<b>82/39.0</b>
<b>NET PUNTING AVG.</b>	<b>79/32.8</b>	<b>82/34.6</b>
<b>PENALTIES/YARDS</b>	<b>100/842</b>	<b>129/1109</b>
<b>FUMBLES/BALL LOST</b>	<b>23/14</b>	<b>32/14</b>
<b>TOUCHDOWNS</b>	<b>38</b>	<b>32</b>
Rushing	22	10
Passing	13	20
Returns	3	2

PASSING	Att	Cmp	Yds	Cmp%	Yd/Att	TD	TD%	Int%	Lg	Sack/Lost	Rating	
Evans	278	148	2039	53.2	7.33	11	4.0	16	5.8	89	26/205	66.1
Phipps	122	61	630	50.0	5.16	2	1.6	9	7.4	56	7/69	39.8
Payton	3	0	0	0.00	0	0	0	0	0	0/0		39.6
Parsons	1	0	0	0.00	0	0	0	0	0	0/0		39.6
<b>BEARS</b>	<b>404</b>	<b>209</b>	<b>2669</b>	<b>51.7</b>	<b>6.61</b>	<b>13</b>	<b>3.2</b>	<b>25</b>	<b>6.2</b>	<b>89</b>	<b>33/274</b>	<b>57.6</b>
<b>OPPONENTS</b>	<b>451</b>	<b>238</b>	<b>3271</b>	<b>52.8</b>	<b>7.25</b>	<b>20</b>	<b>4.4</b>	<b>17</b>	<b>3.8</b>	<b>76</b>	<b>46/379</b>	<b>75.1</b>

Score by Period	1	2	3	4	OT	Tot
BEARS	51	77	77	93	6	304
OPPONENTS	57	79	51	68	9	264

SCORING	TDs:Ru-Pa-RK-PAT	FG	S	Pts				
B. Thomas	0	0	0	35/37	13/18	0	74	
Evans	8	8	0	0	0	48		
Payton	7	6	1	0	0	42		
Harper	5	5	0	0	0	30		
Scott	3	0	3	0	0	18		
Earl	3	0	3	0	0	18		
Phipps	2	2	0	0	0	12		
Fisher	2	0	2	0	0	12		
Watts	2	0	2	0	0	12		
Baschnagel	2	0	2	0	0	12		
Page	1	0	0	1	1	8		
Williams	1	0	0	1	1	6		
Walterscheid	1	0	0	1	1	6		
McClendon	1	1	0	0	0	6		
<b>BEARS</b>	<b>38</b>	<b>22</b>	<b>13</b>	<b>3</b>	<b>35/37</b>	<b>13/18</b>	<b>1</b>	<b>304</b>
<b>OPPONENTS</b>	<b>32</b>	<b>10</b>	<b>2</b>	<b>30</b>	<b>30/30</b>	<b>14/27</b>	<b>0</b>	<b>264</b>

RUSHING	No	Yds	Avg	Lg	TD
Payton	317	1460	4.6	69	6
Harper	113	404	3.6	13	5
Evans	60	306	5.1	58	8
McClendon	10	88	8.8	48	1
Williams	26	57	2.2	14	0
Skibinski	13	54	4.2	8	0
Suhey	22	45	2.0	10	0
Phipps	15	38	2.5	9	2
Parsons	2	4	2.0	4	0
Watts	1	-16	-16.0	-16	0
<b>BEARS</b>	<b>579</b>	<b>2440</b>	<b>4.2</b>	<b>69</b>	<b>22</b>
<b>OPPONENTS</b>	<b>506</b>	<b>2015</b>	<b>4.0</b>	<b>56</b>	<b>10</b>

RECEIVING	No	Yds	Avg	Lg	TD
Payton	46	367	8.0	54	1
Scott	36	696	19.3	64	3
Baschnagel	28	396	14.1	37	2
Watts	22	444	20.2	89	2
Williams	22	132	6.0	18	0
Earl	18	223	12.4	28	3
Fisher	12	203	16.9	56	2
Suhey	7	60	8.6	21	0
Harper	7	31	4.4	16	0
Skibinski	5	18	3.6	8	0
Haines	4	83	20.8	18	0
Cobb	2	16	8.0	9	0
<b>BEARS</b>	<b>209</b>	<b>2669</b>	<b>12.8</b>	<b>89</b>	<b>13</b>
<b>OPPONENTS</b>	<b>238</b>	<b>3271</b>	<b>13.7</b>	<b>76</b>	<b>20</b>

PUNTING	No	Yds	Avg	Net	TB	In	Lg	B
Parsons	79	3207	40.6	32.8	10	16	61	0
<b>BEARS</b>	<b>79</b>	<b>3207</b>	<b>40.6</b>	<b>32.8</b>	<b>10</b>	<b>16</b>	<b>61</b>	<b>0</b>
<b>OPPONENTS</b>	<b>82</b>	<b>3197</b>	<b>39.0</b>	<b>34.6</b>	<b>4</b>	<b>16</b>	<b>65</b>	<b>0</b>

INTS	No	Yds	Avg	Lg	TD
Walterscheid	4	84	21.0	36	1
Campbell	3	36	12.0	15	0
Wilson	2	4	2.0	4	0
Muckensturm	2	2	1.0	2	0
Plank	1	20	20.0	20	0
Hicks	1	8	8.0	8	0
Fencik	1	8	8.0	8	0
Schmidt	1	0	0.0	0	0
Page	1	0	0.0	0	0
Ellis	1	0	0.0	0	0
<b>BEARS</b>	<b>17</b>	<b>162</b>	<b>9.5</b>	<b>36</b>	<b>1</b>
<b>OPPONENTS</b>	<b>25</b>	<b>161</b>	<b>6.4</b>	<b>41</b>	<b>1</b>

KO RETURNS	No	Yds	Avg	Lg	TD
Williams	27	666	24.7	95t	1
Suhey	19	409	21.4	31	0
Fisher	3	32	10.7	15	0
Watts	1	12	12.0	12	0
Walterscheid	1	12	12.0	12	0
McClendon	1	11	11.0	11	0
Earl	1	11	11.0	11	0
Herron	1	5	5.0	5	0
Haines	1	0	0.0	0	0
Ulmer	1	-2	-2.0	-2	0
<b>BEARS</b>	<b>56</b>	<b>1153</b>	<b>20.6</b>	<b>95t</b>	<b>1</b>
<b>OPPONENTS</b>	<b>58</b>	<b>1251</b>	<b>21.6</b>	<b>54</b>	<b>0</b>

PUNT RET.	Ret	FC	Yds	Avg	Lg	TD
Walterscheid	33	11	239	7.2	25	0
Lusby	4	1	14	3.5	14	0
Watts	2	0	20	10.0	11	0
Suhey	1	0	4	4.0	4	0
Plank	1	0	0	0.0	0	0
<b>BEARS</b>	<b>41</b>	<b>12</b>	<b>277</b>	<b>6.8</b>	<b>25</b>	<b>0</b>
<b>OPPONENTS</b>	<b>46</b>	<b>7</b>	<b>415</b>	<b>9.0</b>	<b>56</b>	<b>0</b>

FGs	1-19	20-29	30-39	40-49	50+
B. Thomas	1/1	5/5	4/8	3/4	0/0
<b>BEARS</b>	<b>1/1</b>	<b>5/5</b>	<b>4/8</b>	<b>3/4</b>	<b>0/0</b>
<b>OPPONENTS</b>	<b>1/2</b>	<b>7/8</b>	<b>3/8</b>	<b>3/8</b>	<b>0/1</b>
B. Thomas:(42G,34G)(37G,34G,38N)(1)(28G)(30G,32N,44G,29G)(1)(18G)(30N,47N)(35N)(1)(27G,22G)(41G)(24G)(0)					

DEFENSE (Top 10)	T	S	A	FF	FR	PD	SA	Int
Fencik	125	94	31	0	3	8	1.0	1
Campbell	121	88	33	1	2	3	3.0	3
Muckensturm	120	101	19	0	1	1	3.0	2
Hicks	107	83	24	0	0	1	1.0	1
Plank	81	53	28	2	3	0	0	1
Hampton	73	56	17	2	0	1	1.5	0
Walterscheid	71	53	18	2	1	1	1.0	4
Page	68	50	18	0	2	4	9.5	1
Hartenstine	66	54	12	1	0	4	6.0	0
Osborne	65	54	11	1	2	5	8.0	0
<b>SACKS:</b> Hampton 11.5, Page 9.5, Osborne 8.0, Hartenstine 6.0, Campbell 3.0, Muckensturm 3.0, Wilson 2.0, Fencik 1.0, Hicks 1.0, Walterscheid 1.0								
<b>TEAM</b> 46.0, <b>OPPONENTS</b> 33.0								

### USUAL STARTERS

Offense
WR.....James Scott
LT.....Ted Albrecht
LG.....Noah Jackson
C.....Dan Neal
RG.....Revie Sorey
RT.....Dennis Lick
TE.....Robin Earl
WR.....Brian Baschnagel
QB.....Vince Evans
RB.....Walter Payton
FB.....Roland Harper

Defense
RE.....Mike Hartenstine
RT.....Alan Page
LT.....Jim Osborne
LE.....Dan Hampton
WLB.....Gary Campbell
MLB.....Tom Hicks
SLB.....Jerry Muckensturm
RCB.....Allan Ellis
LCB.....Terry Schmidt
SS.....Gary Fencik
FS.....Doug Plank

Team Stats	Bears	Avg
Total Yards	4835	302.2
Rushing Yards	2440	152.5
Passing Yards	2395	2892
Points Scored	304	17.6
<b>Opp</b>	<b>4907</b>	<b>306.7</b>
Total Yards	4907	306.7
Rushing Yards	2015	125.9
Passing Yards	2892	180.8
Points Scored	264	16.5



# 1981 CHICAGO BEARS STATISTICS

**Record: 6-10, .375**

**5th Place, NFC Central**

**Head Coach: Neill Armstrong**

Wk	Day	Opponent	Score
09/06	L	GREEN BAY	62,411
09/13	L	17-28 at San Francisco	49,520
09/20	W	28-17 TAMPA BAY	60,130
09/28	L	7-24 L.A. RAMS	62,461
10/04	L	21-24 at Minnesota	43,827
10/11	L	7-24 WASHINGTON	57,683
10/19	L	17-48 at Detroit	71,273
10/25	W	20-17 at SAN DIEGO	52,905
11/01	L	10-20 at Tampa Bay	63,688
11/08	W	16-13 at Kansas City	60,605
11/15	L	17-21 at Green Bay	55,338
11/22	L	7-23 DETROIT	50,082
11/26	L	9-10 at Dallas	63,499
12/06	W	10-9 MINNESOTA	50,766
12/13	W	23-6 at Oakland	40,384
12/20	W	35-24 DENVER	40,125

Bears		Opp	
<b>TOTAL FIRST DOWNS</b>			
Rushing	126	120	
Passing	126	144	
Penalty	26	26	
3rd Down: Made/Att	95/268	73/233	
3rd Down Pct.	35.4	31.3	
4th Down: Made/Att	NA	NA	
4th Down Pct.	NA	NA	
<b>TOTAL NET YARDS</b>			
Avg. Per Game	289.6	337.1	
Total Plays	1134	1076	
Avg. Per Play	4.1	5.0	
<b>NET YARDS RUSHING</b>			
Avg. Per Game	135.7	134.1	
Total Rushes	608	521	
<b>NET YARDS PASSING</b>			
Avg. Per Game	153.9	203.0	
Sacked/Yards Lost	35/266	31/279	
Gross Yards	2728	3527	
Att./Comp.	489/222	525/233	
Completion Pct.	45.4	44.4	
Had Intercepted	23	18	
<b>PUNTS/AVERAGE</b>			
	114/39.7	98/40.7	
<b>NET PUNTING AVG.</b>			
	33.3	33.3	
<b>PENALTIES/YARDS</b>			
	121/996	119/947	
<b>FUMBLES/BALL LOST</b>			
	37/17	33/22	
<b>TOUCHDOWNS</b>			
Rushing	13	13	
Passing	14	23	
Returns	4	3	

PASSING	Att	Cmp	Yds	Cmp%	Yd/Att	TD	TD%	Int	Int%	Lg	Sack/Lost	Rating
Evans	436	195	2354	44.7	5.40	11	2.5	20	4.6	85	23/173	51.0
Phipps	17	11	171	64.7	10.06	2	11.8	0	0.0	43	5/41	138.7
Avellini	32	15	185	46.9	5.78	1	3.1	3	9.4	72	7/52	36.4
Baschnagel	1	1	18	100.0	18.00	0	0.0	0	0.0	0	0/0	118.8
Payton	2	0	0	0.0	0.00	0	0.0	0	0.0	0	0/0	39.6
Parsons	1	0	0	0.0	0.00	0	0.0	0	0.0	0	0/0	39.6
<b>BEARS</b>	<b>469</b>	<b>222</b>	<b>2728</b>	<b>45.4</b>	<b>5.82</b>	<b>14</b>	<b>3.0</b>	<b>23</b>	<b>4.9</b>	<b>85</b>	<b>35/266</b>	<b>53.6</b>
<b>OPPONENTS</b>	<b>525</b>	<b>233</b>	<b>3527</b>	<b>44.4</b>	<b>6.72</b>	<b>23</b>	<b>4.4</b>	<b>18</b>	<b>3.4</b>	<b>94t</b>	<b>31/279</b>	<b>67.6</b>

Score by Period	1	2	3	4	OT	Tot
BEARS	41	71	55	80	6	253
OPPONENTS	83	83	63	95	0	324

SCORING	TDs:Ru-Pa-RK-PAT	FG	S	Pts			
Roveto	0	0	0	19/20/10/18	0	49	
Payton	8	6	2	0	0	48	
Suhey	3	3	0	0	0	18	
Evans	3	3	0	0	0	18	
Baschnagel	3	0	3	0	0	18	
Watts	3	0	3	0	0	18	
Anderson	2	0	2	0	0	12	
D. Williams	2	0	2	0	0	12	
Thomas	0	0	0	2/3	2/3	0	8
Nielsen	0	0	0	8/8	0/2	0	8
Earl	1	0	1	0	0	0	6
Bell	1	0	1	0	0	0	6
J. Fisher	1	0	1	0	0	0	6
Margerum	1	0	1	0	0	0	6
Harper	1	0	1	0	0	0	6
Fencik	1	0	1	0	0	0	6
Harris	1	0	1	0	0	0	6
Plank	0	0	0	0	1	2	0
<b>BEARS</b>	<b>31</b>	<b>13</b>	<b>14</b>	<b>4</b>	<b>29/31/12/23</b>	<b>1</b>	<b>253</b>
<b>OPPONENTS</b>	<b>39</b>	<b>13</b>	<b>23</b>	<b>3</b>	<b>36/38/17/29</b>	<b>1</b>	<b>324</b>

RUSHING	No	Yds	Avg	Lg	TD
Payton	339	1222	3.6	39	6
Suhey	150	521	3.5	26	3
Evans	43	218	5.1	25	3
Harper	34	106	3.1	11	1
McClendon	30	74	2.5	17	0
D. Williams	2	19	9.5	14	0
Margerum	1	11	11.0	11	0
Baschnagel	1	10	10.0	10	0
Phipps	1	0	0.0	0	0
Avellini	3	-1	-0.3	0	0
Neal	1	-6	-6.0	-6	0
Parsons	1	-6	-6.0	-6	0
<b>BEARS</b>	<b>608</b>	<b>2171</b>	<b>3.6</b>	<b>39</b>	<b>13</b>
<b>OPPONENTS</b>	<b>521</b>	<b>2146</b>	<b>4.1</b>	<b>59</b>	<b>13</b>

RECEIVING	No	Yds	Avg	Lg	TD
Payton	41	379	9.2	30	2
Margerum	39	584	15.0	41	1
Baschnagel	34	554	16.3	72	3
Suhey	33	168	5.1	15	0
Watts	27	465	17.2	42	3
D. Williams	18	126	7.0	14	2
Earl	10	118	11.8	24	1
Anderson	9	243	27.0	85	2
B. Williams	3	32	10.7	16	0
Cobb	2	20	10.0	11	0
Harper	2	10	5.0	8	0
McClendon	2	4	2.0	4	0
Harris	1	18	18.0	18	0
Zanders	1	7	7.0	7	0
<b>BEARS</b>	<b>222</b>	<b>2728</b>	<b>12.3</b>	<b>85</b>	<b>14</b>
<b>OPPONENTS</b>	<b>233</b>	<b>3527</b>	<b>15.1</b>	<b>94t</b>	<b>23</b>

PUNTING	No	Yds	Avg	Net	TB	In	Lg	B
Parsons	114	4531	39.7	33.3	7	31	55	0
<b>BEARS</b>	<b>114</b>	<b>4531</b>	<b>39.7</b>	<b>33.3</b>	<b>7</b>	<b>31</b>	<b>55</b>	<b>0</b>
<b>OPPONENTS</b>	<b>98</b>	<b>3985</b>	<b>40.7</b>	<b>33.3</b>	<b>10</b>	<b>15</b>	<b>67</b>	<b>0</b>

INTS	No	Yds	Avg	Lg	TD
Fencik	6	121	20.2	69	1
Henderson	4	84	21.0	39	0
Schmidt	2	4	2.0	4	0
J. Fisher	2	3	1.5	3	0
Bell	1	92	92.0	92	1
Harris	1	44	44.0	44	1
Walterscheid	1	0	0.0	0	0
Singletary	1	-3	-3.0	-3	0
<b>BEARS</b>	<b>18</b>	<b>345</b>	<b>19.2</b>	<b>92</b>	<b>3</b>
<b>OPPONENTS</b>	<b>23</b>	<b>385</b>	<b>16.7</b>	<b>50</b>	<b>2</b>

KO RETURNS	No	Yds	Avg	Lg	TD
D. Williams	23	486	21.1	42	0
Moorehead	23	476	20.7	56	0
Baschnagel	2	34	17.0	23	0
J. Fisher	6	96	16.0	23	0
Frazier	6	77	12.8	15	0
B. Williams	1	35	35.0	35	0
B. Fisher	2	15	7.5	9	0
Anderson	1	-5	-5.0	-5	0
<b>BEARS</b>	<b>64</b>	<b>1214</b>	<b>19.0</b>	<b>56</b>	<b>0</b>
<b>OPPONENTS</b>	<b>44</b>	<b>937</b>	<b>21.3</b>	<b>47</b>	<b>0</b>

PUNT RET.	Ret	FC	Yds	Avg	Lg	TD
J. Fisher	43	20	509	11.8	88	1
Walterscheid	1	0	6	6.0	6	0
Plank	1	1	3	3.0	3	0
Baschnagel	0	3	0	0.0	0	0
<b>BEARS</b>	<b>45</b>	<b>24</b>	<b>518</b>	<b>11.5</b>	<b>88</b>	<b>1</b>
<b>OPPONENTS</b>	<b>66</b>	<b>12</b>	<b>594</b>	<b>9.0</b>	<b>55</b>	<b>1</b>

FGs	1-19	20-29	30-39	40-49	50+
Roveto	0/1	6/7	2/3	2/7	0/0
Thomas	0/0	1/2	1/1	0/0	0/0
Nielsen	0/0	0/1	0/1	0/0	0/0
<b>BEARS</b>	<b>0/1</b>	<b>7/10</b>	<b>3/5</b>	<b>2/7</b>	<b>0/0</b>
<b>OPPONENTS</b>	<b>1/1</b>	<b>3/5</b>	<b>6/8</b>	<b>6/11</b>	<b>1/4</b>

DEFENSE	T	S	A	FR	PP	Sa	Int	
Fencik	135	112	23	2	1	17	1.0	6
Wilson	81	65	16	2	3	3	0.0	0
Campbell	77	47	30	0	1	2	0.0	0
Singletary	72	60	12	1	0	4	0.0	1
Hampton	68	56	12	1	0	4	9.0	0
Plank	67	51	16	0	4	11	3.0	0
Harris	61	47	14	1	3	5	2.0	1
Page	61	49	12	0	1	4	9.0	0
Henderson	58	52	6	0	1	19	0.0	4
Kunz	57	42	15	0	0	2	0.0	0

**SACKS:** Page 9.0, Hampton 9.0, Osborne 4.0, Plank 3.0, Harris 2.0, Hartenstein 2.0, Fencik 1.0, Walterscheid 1.0

**TEAM 31.0, OPPONENTS 35.0**

USUAL STARTERS		RANKINGS	
Offense	Defense	Team Stats	Bears Avg Rank
WR..... Baschnagel/Watts	RE..... Al Harris	Total Yards	4633 289.6 26
LT..... Ted Albrecht	RT..... Alan Page	Rushing Yards	2171 135.7 11
LG..... Noah Jackson	LT..... Jim Osborne	Passing Yards	2462 153.9 27
C..... Dan Neal	LE..... Dan Hampton	Points Scored	253 15.8 -
RG..... Emanuel Zanders	WLB..... Gary Campbell		
RT..... Keith Van Horne	MLB..... Mike Singletary		
TE..... Robin Earl	SLB..... Otis Wilson	Total Yards	5394 337.1 19
WR..... Margerum/Baschnagel	RCB..... Reuben Henderson	Rushing Yards	2146 134.1 20
QB..... Vince Evans	LCB..... Terry Schmidt	Passing Yards	3248 203.0 14
RB..... Walter Payton	SS..... Gary Fencik	Points Scored	324 20.3 -
FB..... Matt Suhey	FS..... Doug Plank		



## 1982 CHICAGO BEARS STATISTICS

**Record: 3-6, .333**

**5th Place, NFC Central**

**Head Coach: Mike Ditka**

09/12 L 10-17	at Detroit	71,337
09/19 L 0-10	NEW ORLEANS	56,600
11/21 W 20-17	DETROIT	46,783
11/28 L 7-35	at Minnesota	54,724
12/05 W 26-13	NEW ENGLAND	36,973
12/12 L 14-20	at Seattle	52,826
12/19 L 7-10	ST. LOUIS	43,270
12/26 W 34-26	at L.A. Rams	46,500
01/02 L 23-26	ot at Tampa Bay	68,112

Score by Period	1	2	3	4	OT	Tot
BEARS	44	50	17	30	0	141
OPPONENTS	37	60	30	44	3	174

SCORING	TDs:Ru-PA-RK-PAT	FG	S	Pts				
Moorehead	5	0	5	0	0	30		
Roveto	0	0	0	10/10	4/13	0	22	
B. Thomas	0	0	0	6/6	5/7	0	21	
Margerum	3	0	3	0	0	0	18	
Suhey	3	3	0	0	0	0	18	
Baschnagel	2	0	2	0	0	0	12	
McMahon	1	1	0	0	0	0	6	
Payton	1	1	0	0	0	0	6	
Wilson	1	0	1	0	0	0	6	
Osborne	0	0	0	0	1	2		
<b>BEARS</b>	<b>16</b>	<b>5</b>	<b>10</b>	<b>1</b>	<b>16/16</b>	<b>9/20</b>	<b>0</b>	<b>141</b>
<b>OPPONENTS</b>	<b>20</b>	<b>4</b>	<b>14</b>	<b>2</b>	<b>18/20</b>	<b>12/17</b>	<b>0</b>	<b>174</b>

PUNTING	No	Yds	Avg	Net	TB	In	Lg	B
Parsons	58	2394	41.3		3	9	81	0
McMahon	1	59	59.0		0	0	59	0
<b>BEARS</b>	<b>59</b>	<b>2453</b>	<b>41.6</b>	<b>35.2</b>	<b>3</b>	<b>9</b>	<b>81</b>	<b>0</b>
<b>OPPONENTS</b>	<b>49</b>	<b>2038</b>	<b>41.6</b>	<b>37.1</b>	<b>4</b>	<b>7</b>	<b>60</b>	<b>0</b>

INTS	No	Yds	Avg	Lg	TD
Schmidt	4	39	9.8	29	0
Fisher	3	19	6.3	19	0
Wilson	2	39	19.5	39t	1
Fencik	2	2	1.0	2	0
Frazier	2	0	0.0	0	0
<b>BEARS</b>	<b>13</b>	<b>99</b>	<b>7.6</b>	<b>39t</b>	<b>1</b>
<b>OPPONENTS</b>	<b>11</b>	<b>195</b>	<b>17.7</b>	<b>99t</b>	<b>2</b>

KO RETURNS	No	Yds	Avg	Lg	TD
Watts	14	330	23.6	36	0
Gentry	9	161	17.9	23	0
Fisher	7	102	14.6	20	0
Bell	1	14	14.0	14	0
Harper	2	10	5.0	10	0
Muckensturm	1	5	5.0	5	0
<b>BEARS</b>	<b>34</b>	<b>622</b>	<b>18.3</b>	<b>36</b>	<b>0</b>
<b>OPPONENTS</b>	<b>30</b>	<b>537</b>	<b>17.9</b>	<b>32</b>	<b>0</b>

PUNT RET.	Ret	FC	Yds	Avg	Lg	TD
Gentry	15	5	77	5.1	16	0
Fisher	9	6	65	7.2	17	0
<b>BEARS</b>	<b>24</b>	<b>11</b>	<b>142</b>	<b>5.9</b>	<b>17</b>	<b>0</b>
<b>OPPONENTS</b>	<b>34</b>	<b>7</b>	<b>314</b>	<b>9.2</b>	<b>37</b>	<b>0</b>

FGs	1-19	20-29	30-39	40-49	50+
Roveto	1/1	0/0	0/4	2/4	1/4
B. Thomas	1/1	0/0	1/2	3/3	0/1
<b>BEARS</b>	<b>2/2</b>	<b>0/0</b>	<b>1/6</b>	<b>5/7</b>	<b>1/5</b>
<b>OPPONENTS</b>	<b>0/0</b>	<b>2/3</b>	<b>7/10</b>	<b>3/4</b>	<b>0/0</b>

DEFENSE (Top 10)	T	S	A	FF	FR	PD	Sa	Int
Fencik	82	52	30	0	0	5	0	2
Hampton	71	62	9	1	0	0	0	7
Singletary	71	61	10	1	1	2	1	0
Walterscheid	62	45	17	0	0	5	0	0
Wilson	40	31	9	0	0	1	2	0
Campbell	36	24	12	1	2	5	1	2
Frazier	31	28	3	1	1	12	1	2
Osborne	31	27	4	1	0	2	5	0
Schmidt	30	24	6	0	0	10	0	4
Fisher	29	23	6	0	0	2	0	3

**SACKS:** Hampton 7.0, Osborne 5.0, Hartenstine 4.5, McMichael 4.0, Harris 2.5, Wilson 2.0, Singletary 1.0, Campbell 1.0, Frazier 1.0, Bell 1.0, Herron 1.0  
**TEAM 30.0, OPPONENTS 33.0**

Bears		Opp.
<b>TOTAL FIRST DOWNS</b>	<b>153</b>	<b>166</b>
Rushing	56	53
Passing	83	102
Penalty	14	11
3rd Down: Made/Att	47/128	36/119
3rd Down Pct.	36.7	30.3
4th Down: Made/Att	1/4	3/9
4th Down Pct.	25.0	33.3
<b>TOTAL NET YARDS</b>	<b>2493</b>	<b>2851</b>
Avg. Per Game	277.0	316.8
Total Plays	571	585
Avg. Per Play	4.4	4.9
<b>NET YARDS RUSHING</b>	<b>988</b>	<b>902</b>
Avg. Per Game	109.8	100.2
Total Rushes	276	261
<b>NET YARDS PASSING</b>	<b>1505</b>	<b>1949</b>
Avg. Per Game	167.2	216.6
Sacked/Yards Lost	33/244	30/240
Gross Yards	1749	2189
Att./Comp.	262/141	294/164
Completion Pct.	53.8	55.8
Had Intercepted	11	13
<b>PUNTS/AVERAGE</b>	<b>59/41.6</b>	<b>49/41.6</b>
<b>NET PUNTING AVG.</b>	<b>35.2</b>	<b>37.1</b>
<b>PENALTIES/YARDS</b>	<b>58/422</b>	<b>52/451</b>
<b>FUMBLES/BALL LOST</b>	<b>16/8</b>	<b>20/7</b>
<b>TOUCHDOWNS</b>	<b>16</b>	<b>20</b>
Rushing	5	4
Passing	10	14
Returns	1	2

RUSHING	No	Yds	Avg	Lg	TD
Payton	148	596	4.0	26	1
Suhey	70	206	2.9	13	3
McMahon	24	105	4.4	11	1
McClendon	17	47	2.8	13	0
Gentry	4	21	5.3	9	0
Harper	3	7	2.3	8	0
C. Thomas	5	4	0.8	3	0
Moorehead	2	3	1.5	6	0
Evans	2	0	0.0	6	0
Watts	1	-1	-1.0	-1	0
<b>BEARS</b>	<b>276</b>	<b>988</b>	<b>3.6</b>	<b>26</b>	<b>5</b>
<b>OPPONENTS</b>	<b>261</b>	<b>902</b>	<b>3.5</b>	<b>47</b>	<b>4</b>

RECEIVING	No	Yds	Avg	Lg	TD
Suhey	36	333	9.3	45	0
Payton	32	311	9.7	40	0
Moorehead	30	363	12.1	50	5
Margerum	14	207	14.8	28	3
Baschnagel	12	194	16.2	39	2
Watts	8	217	27.1	40	0
Earl	4	56	14.0	18	0
Scott	2	44	22.0	27	0
Gentry	1	9	9.0	9	0
Harper	1	8	8.0	8	0
McClendon	1	7	7.0	7	0
<b>BEARS</b>	<b>141</b>	<b>1749</b>	<b>12.4</b>	<b>50</b>	<b>10</b>
<b>OPPONENTS</b>	<b>164</b>	<b>2189</b>	<b>13.3</b>	<b>65</b>	<b>14</b>

PASSING	Att	Cmp	Yds	Cmp% Yd/Att	TD	TD%	Int	Int%	Lg	Sack/Lost	Rating	
McMahon	210	120	1501	57.1	7.15	9	4.3	7	3.3	50	27/196	80.1
Avellini	20	8	84	40.0	4.20	0	0.0	0.0	21	4/31	52.9	
Evans	28	12	125	42.9	4.46	0	0.0	4.4	14.3	19	2/17	16.8
Payton	3	1	39	33.3	13.00	1	33.3	0.0	39	0/0	122.0	
Baschnagel	1	0	0	0.0	0.00	0	0.0	0.0	0	0/0	39.6	
<b>BEARS</b>	<b>262</b>	<b>141</b>	<b>1749</b>	<b>53.8</b>	<b>6.68</b>	<b>10</b>	<b>3.8</b>	<b>11</b>	<b>4.2</b>	<b>50</b>	<b>33/244</b>	<b>69.9</b>
<b>OPPONENTS</b>	<b>294</b>	<b>164</b>	<b>2189</b>	<b>55.8</b>	<b>7.45</b>	<b>14</b>	<b>4.8</b>	<b>13</b>	<b>4.4</b>	<b>65</b>	<b>30/240</b>	<b>77.3</b>

### USUAL STARTERS

Offense	Defense
WR.....Ken Margerum	RE.....Al Harris
LT.....Phil McKinney	RT.....Dan Hampton
LG.....Noah Jackson	LT.....Jim Osborne
C.....Dan Neal	LE.....Mike Hartenstine
RG.....Jeff Williams	WLB.....Gary Campbell
RT.....Keith Van Horne	MLB.....Mike Singletary
TE.....Emery Moorehead	SLB.....Otis Wilson
WR.....Brian Baschnagel	RCB.....Leslie Frazier
QB.....Jim McMahon	LCB.....Terry Schmidt
RB.....Walter Payton	SS.....Gary Fencik
FB.....Matt Suhey	FS.....Len Walterscheid

### RANKINGS

Team Stats	Bears	Avg	Rank
Total Yards	2493	277.0	26
Rushing Yards	988	109.8	18
Passing Yards	1505	167.2	23
Points Scored	141	15.7	-
Opp			
Total Yards	2851	316.8	16
Rushing Yards	902	100.2	5
Passing Yards	1949	216.6	21
Points Scored	174	19.3	-



# 1983 CHICAGO BEARS STATISTICS

**Record: 8-8, .500**

**T-2nd Place, NFC Central**

**Head Coach: Mike Ditka**

09/04 L 17-20	ATLANTA	60,165	
09/11 W 17-10	TAMPA BAY	58,186	
09/18 L 31-34	ot at New Orleans	64,692	
09/25 L 19-22	ot at Baltimore	34,350	
10/02 W 31-14	DENVER	58,210	
10/09 L 14-23	MINNESOTA	59,632	
10/16 L 17-31	at Detroit	66,709	
10/23 W 7-6	at Philadelphia	45,263	
10/30 L 17-38	DETROIT	58,764	
11/06 L 14-21	at L.A. Rams	53,010	
11/13 W 17-14	PHILADELPHIA	47,524	
11/20 W 27-0	at Tampa Bay	36,816	
11/27 W 13-3	SAN FRANCISCO	40,483	
12/04 L 28-31	at Green Bay	51,147	
12/11 W 19-13	at Minnesota	57,880	
12/18 W 23-21	GREEN BAY	35,807	

	Bears	Opp
<b>TOTAL FIRST DOWNS</b>	<b>308</b>	<b>286</b>
Rushing	154	113
Passing	136	154
Penalty	18	19
3rd Down: Made/Att	79/231	72/216
3rd Down Pct.	34.2	33.3
4th Down: Made/Att	14/22	8/14
4th Down Pct.	63.6	57.1
<b>TOTAL NET YARDS</b>	<b>5830</b>	<b>5132</b>
Avg. Per Game	364.4	320.8
Total Plays	1083	1023
Avg. Per Play	5.4	5.0
<b>NET YARDS RUSHING</b>	<b>2727</b>	<b>2000</b>
Avg. Per Game	170.4	125.0
Total Rushes	583	482
<b>NET YARDS PASSING</b>	<b>3103</b>	<b>3132</b>
Avg. Per Game	193.9	195.8
Sacked/Yards Lost	53/358	51/384
Gross Yards	3461	3526
Att./Comp.	447/255	490/249
Completion Pct.	57.0	50.8
Had Intercepted	21	22
<b>PUNTS/AVERAGE</b>	<b>92/36.6</b>	<b>99/38.6</b>
<b>NET PUNTING AVG.</b>	<b>92/31.7</b>	<b>99/32.1</b>
<b>PENALTIES/YARDS</b>	<b>107/869</b>	<b>86/687</b>
<b>FUMBLES/BALL LOST</b>	<b>26/14</b>	<b>37/17</b>
<b>TOUCHDOWNS</b>	<b>39</b>	<b>36</b>
Rushing	14	20
Passing	21	15
Returns	4	1

	PASSING	Att	Cmp	Yds	Cmp%	Yd/Att	TD	TD%	Int	Int%	Lg	Sack/Lost	Rating
McMahon	295	175	2184	59.3	7.40	12	4.1	13	4.4	87t	42/266	77.7	
Evans	145	76	1108	52.4	7.64	5	3.4	7	4.8	72	11/92	68.9	
Payton	6	3	95	50.0	15.83	3	50.0	2	33.3	56	0/0	95.8	
Suhey	1	1	74	100.0	74.00	1	100.0	0	0.0	74t	0/0	158.3	
<b>BEARS</b>	<b>447</b>	<b>255</b>	<b>3461</b>	<b>57.0</b>	<b>7.74</b>	<b>21</b>	<b>4.7</b>	<b>22</b>	<b>4.9</b>	<b>87t</b>	<b>53/358</b>	<b>77.1</b>	
<b>OPPONENTS</b>	<b>490</b>	<b>249</b>	<b>3526</b>	<b>50.8</b>	<b>7.20</b>	<b>15</b>	<b>3.1</b>	<b>21</b>	<b>4.3</b>	<b>74</b>	<b>51/384</b>	<b>66.8</b>	

Score by Period	1	2	3	4	OT	Tot
BEARS	55	104	40	112	0	311
OPPONENTS	78	63	83	71	6	301

SCORING	TDs:Ru-Pa-RK-PAT	FG	S	Pts				
B.Thomas	0	0	0	35/38	14/25	0	77	
Payton	8	6	2	0	0	48		
Gault	8	0	8	0	0	48		
Suhey	5	4	1	0	0	30		
McKinnon	5	0	4	1	0	30		
McMahon	3	2	1	0	0	18		
Moorehead	3	0	3	0	0	18		
Margerum	2	0	2	0	0	12		
Evans	1	1	0	0	0	6		
Frazier	1	0	0	1	0	6		
Hutchinson	1	1	0	0	0	6		
Schmidt	1	0	0	1	0	6		
Hartenstine	1	0	0	1	0	6		
<b>BEARS</b>	<b>39</b>	<b>14</b>	<b>21</b>	<b>4</b>	<b>35/38</b>	<b>14/25</b>	<b>0</b>	<b>311</b>
<b>OPPONENTS</b>	<b>36</b>	<b>20</b>	<b>15</b>	<b>1</b>	<b>34/36</b>	<b>17/23</b>	<b>0</b>	<b>301</b>

RUSHING	No	Yds	Avg	Lg	TD
Payton	314	1421	4.5	49	6
Suhey	149	681	4.6	39	4
McMahon	55	307	5.6	32	2
Evans	22	142	6.5	27	1
Gentry	16	65	4.1	17	0
Gault	4	31	7.8	22	0
Parsons	1	27	27.0	27	0
C. Thomas	8	25	3.1	9	0
Hutchinson	6	13	2.2	5	1
Margerum	1	7	7.0	7	0
Moorehead	5	6	1.2	5	0
Baschnagel	2	2	1.0	2	0
<b>BEARS</b>	<b>583</b>	<b>2727</b>	<b>4.7</b>	<b>49</b>	<b>14</b>
<b>OPPONENTS</b>	<b>482</b>	<b>2000</b>	<b>4.1</b>	<b>71</b>	<b>20</b>

RECEIVING	No	Yds	Avg	Lg	TD
Payton	53	607	11.5	74t	2
Suhey	49	429	8.8	52	1
Moorehead	42	597	14.2	36	3
Gault	40	836	20.9	87t	2
Margerum	21	336	16.0	60	8
McKinnon	20	326	16.3	49	4
Saldi	12	119	9.9	16	0
Dunsmore	8	102	12.8	24	0
Baschnagel	5	70	14.0	24	0
C. Thomas	2	13	6.5	7	0
Gentry	2	8	4.0	6	0
McMahon	1	18	18.0	18t	1
<b>BEARS</b>	<b>255</b>	<b>3461</b>	<b>13.6</b>	<b>87t</b>	<b>21</b>
<b>OPPONENTS</b>	<b>249</b>	<b>3526</b>	<b>14.2</b>	<b>74</b>	<b>15</b>

PUNTING	No	Yds	Avg	Net	TB	In	Lg	B
Parsons	79	2916	36.9	5	22	54	0	2
Stachowitz	12	447	37.3	0	0	48	0	2
McMahon	1	36	36.0	0	0	36	0	0
<b>BEARS</b>	<b>92</b>	<b>3399</b>	<b>36.9</b>	<b>36.2</b>	<b>5</b>	<b>22</b>	<b>54</b>	<b>2</b>
<b>OPPONENTS</b>	<b>99</b>	<b>3821</b>	<b>38.6</b>	<b>38.6</b>	<b>10</b>	<b>55</b>	<b>60</b>	<b>1</b>

INTS	No	Yds	Avg	Lg	TD
Frazier	7	135	19.3	56	1
Schmidt	5	31	6.2	32	1
Richardson	5	9	1.8	6	0
Fencil	2	34	17.0	20	0
Wilson	1	6	6.0	6	0
Singletary	1	0	0.0	0	0
<b>BEARS</b>	<b>21</b>	<b>215</b>	<b>10.2</b>	<b>56</b>	<b>2</b>
<b>OPPONENTS</b>	<b>22</b>	<b>291</b>	<b>13.2</b>	<b>35</b>	<b>1</b>

KO RETURNS	No	Yds	Avg	Lg	TD
Hutchinson	17	259	15.2	28	0
Gault	13	276	21.2	38	0
Gentry	7	130	18.6	28	0
Watts	5	79	15.8	21	0
Duerson	3	66	22.0	24	0
Baschnagel	3	42	14.0	19	0
McKinnon	2	42	21.0	25	0
<b>BEARS</b>	<b>58</b>	<b>953</b>	<b>16.4</b>	<b>38</b>	<b>0</b>
<b>OPPONENTS</b>	<b>66</b>	<b>1229</b>	<b>18.6</b>	<b>61</b>	<b>0</b>

PUNT RET.	Ret	FC	Yds	Avg	Lg	TD
McKinnon	34	3	316	9.3	59	1
Fisher	13	3	71	5.5	11	0
Gault	9	1	61	6.8	12	0
<b>BEARS</b>	<b>56</b>	<b>7</b>	<b>448</b>	<b>8.0</b>	<b>59</b>	<b>1</b>
<b>OPPONENTS</b>	<b>44</b>	<b>13</b>	<b>322</b>	<b>7.3</b>	<b>34</b>	<b>0</b>

FGs	1-19	20-29	30-39	40-49	50+
B. Thomas	1/1	9/9	0/4	3/6	1/5
<b>BEARS</b>	<b>1/1</b>	<b>9/9</b>	<b>0/4</b>	<b>3/6</b>	<b>1/5</b>
<b>OPPONENTS</b>	<b>1/1</b>	<b>7/7</b>	<b>7/8</b>	<b>2/6</b>	<b>0/1</b>

DEFENSE	(Top 10)	T	S	A	FR	FF	PD	Sa	Int
Singletary	147	120	27	1	4	7	3.5	1	
Bell	115	92	23	1	1	6	3.0	0	
Wilson	103	87	16	2	0	7	1.0	1	
Hartenstine	71	56	15	3	1	4	12.0	0	
Richardson	69	58	11	0	1	20	0.5	5	
Osborne	61	48	13	5	1	2	5.0	0	
Frazier	60	52	8	0	1	21	0.7	0	
Harris	57	48	9	0	2	0	7.0	0	
Duerson	51	41	10	1	0	4	0.0	0	
Hampton	47	40	7	0	0	4	5.0	0	

**SACKS:** Hartenstine 12.0, McMichael 8.5, Harris 7.0, Hampton 5.0, Osborne 5.0, Singletary 3.5, Bell 3.0, Dent 3.0, Cabral 1.0, Campbell 1.0, Keys 1.0  
**TEAM 51.0, OPPONENTS 53.0**

USUAL STARTERS				RANKINGS			
<b>Offense</b>		<b>Defense</b>		<b>Team Stats</b>			
WR.....Willie Gault	RE.....Dan Hampton	RT.....Steve McMichael		Total Yards	5830	364.4	.....4
LT.....Jim Covert	LT.....Jim Osborne	LE.....Mike Hartenstine		Rushing Yards	2727	170.4	.....1
LG.....Noah Jackson	WLB.....Al Harris	MLB.....Mike Singletary		Passing Yards	3103	193.9	.....17
C.....Jay Hilgenberg	SLB.....Otis Wilson	RCB.....Leslie Frazier		Points Scored	311	19.4	.....-
RG.....Kurt Becker	LCB.....Mike Richardson	SS.....Todd Bell		<b>Opp Avg Rank</b>			
RT.....Keith Van Horne	FS.....Gary Fencil			Total Yards	5132	320.8	.....8
TE.....Emery Moorehead				Rushing Yards	2000	125.0	.....11
WR.....Ken Margerum				Passing Yards	3132	195.8	.....12
QB.....Jim McMahon				Points Scored	301	18.8	.....-
RB.....Walter Payton							
FB.....Matt Suhey							



## 1984 CHICAGO BEARS STATISTICS

### Record: 10-6, .625

#### 1st Place, NFC Central

#### Head Coach: Mike Ditka

09/02 W	34-14	TAMPA BAY	58,789
09/09 W	27-0	DENVER	54,335
09/16 W	9-7	at Green Bay	55,795
09/23 L	9-38	at Seattle	61,520
09/30 L	14-23	DALLAS	63,623
10/07 W	20-7	NEW ORLEANS	53,752
10/14 L	21-38	at St. Louis	49,554
10/21 W	44-9	at Tampa Bay	60,003
10/28 W	16-7	MINNESOTA	57,517
11/04 W	17-6	L.A. RAIDERS	59,858
11/11 L	13-29	at L.A. Rams	62,021
11/18 W	16-14	DETROIT	54,911
11/25 W	34-3	at Minnesota	56,881
12/03 L	7-20	at San Diego	45,470
12/09 L	14-20	GREEN BAY	59,374
12/16 W	30-13	at Detroit	53,252

#### PLAYOFFS

12/30 W	23-19	at Washington	55,431
01/06 L	0-23	at San Francisco	61,040

Bears		Opp	
<b>TOTAL FIRST DOWNS</b>	<b>297</b>	<b>216</b>	
Rushing	164	72	
Passing	115	122	
Penalty	18	22	
3rd Down: Made/Att	105/256	55/209	
3rd Down Pct.	41.0	26.3	
4th Down: Made/Att	9/23	2/11	
4th Down Pct.	39.1	18.2	
<b>TOTAL NET YARDS</b>	<b>5437</b>	<b>3860</b>	
Avg. Per Game	339.8	241.3	
Total Plays	1100	885	
Avg. Per Play	4.9	4.4	
<b>NET YARDS RUSHING</b>	<b>2974</b>	<b>1377</b>	
Avg. Per Game	185.9	86.1	
Total Rushes	674	378	
<b>NET YARDS PASSING</b>	<b>2463</b>	<b>2486</b>	
Avg. Per Game	153.9	155.4	
Sacked/Yards Lost	36/232	72/583	
Gross Yards	2695	3069	
Att./Comp.	390/226	435/197	
Completion Pct.	57.9	45.3	
Had Intercepted	15	21	
<b>PUNTS/AVERAGE</b>	<b>85/39.2</b>	<b>100/41.3</b>	
<b>NET PUNTING AVG.</b>	<b>85/35.3</b>	<b>100/34.3</b>	
<b>PENALTIES/YARDS</b>	<b>114/851</b>	<b>86/698</b>	
<b>FUMBLES/BALL LOST</b>	<b>31/16</b>	<b>33/13</b>	
<b>TOUCHDOWNS</b>	<b>37</b>	<b>29</b>	
Rushing	22	10	
Passing	14	14	
Returns	1	5	

Player	Passing	Att	Cmp	Yds	Cmp%	Yd/Att	TD	TD%	Int	Int%	Lg	Sack/Lost	Rating
McMahon	143	85	1146	59.4	8.01	8	5.6	2	1.4	61	10/48	97.8	
Fuller	78	53	595	67.9	7.63	3	3.8	0	0.0	30	7/41	103.1	
Lisch	85	43	413	50.6	4.86	0	0.0	6	7.1	23	13/91	34.9	
Avellini	53	30	288	56.6	5.43	0	0.0	3	5.7	50	5/43	48.1	
Landry	21	11	199	52.4	9.48	1	4.8	3	14.3	55	0/0	62.8	
Payton	8	3	47	37.5	5.88	2	40.0	0	0.0	17	0/0	66.9	
Baschnagel	2	1	7	50.0	3.5	0	0.0	1	15.0	7	0/0	43.9	
<b>BEARS</b>	<b>390</b>	<b>226</b>	<b>2695</b>	<b>57.9</b>	<b>6.91</b>	<b>14</b>	<b>3.6</b>	<b>15</b>	<b>3.8</b>	<b>61</b>	<b>36/232</b>	<b>75.3</b>	
<b>OPPONENTS</b>	<b>435</b>	<b>197</b>	<b>3069</b>	<b>45.4</b>	<b>7.07</b>	<b>14</b>	<b>3.2</b>	<b>21</b>	<b>4.8</b>	<b>88</b>	<b>72/583</b>	<b>60.0</b>	

Score by Period	1	2	3	4	OT	Tot
BEARS	91	107	62	65	0	325
OPPONENTS	33	73	53	89	0	245

SCORING	TDs:Ru-Pa-RK-PAT	FG	S	Pts				
B. Thomas	0	0	0	35/37	22/28	0	101	
Payton	11	11	0	0	0	0	66	
Suhey	6	4	2	0	0	0	36	
Gault	6	0	6	0	0	0	36	
McKinnon	3	0	3	0	0	0	18	
McMahon	2	2	0	0	0	0	12	
Fuller	1	1	0	0	0	0	6	
Landry	1	1	0	0	0	0	6	
Bell	1	0	0	1	0	0	6	
Gentry	1	1	0	0	0	0	6	
Hutchinson	1	1	0	0	0	0	6	
C. Thomas	1	1	0	0	0	0	6	
Anderson	1	0	1	0	0	0	6	
Dunsmore	1	0	1	0	0	0	6	
Moorehead	1	0	1	0	0	0	6	
<b>BEARS</b>	<b>37</b>	<b>22</b>	<b>14</b>	<b>135</b>	<b>37/22/28</b>	<b>1</b>	<b>325</b>	
<b>OPPONENTS</b>	<b>29</b>	<b>10</b>	<b>14</b>	<b>5</b>	<b>26/29</b>	<b>16/21</b>	<b>0</b>	<b>248</b>

RUSHING	No	Yds	Avg	Lg	TD
Payton	381	1684	4.4	72	11
Suhey	124	424	3.4	21	4
McMahon	39	276	7.1	30	2
C. Thomas	40	186	4.7	37	1
Lisch	18	121	6.7	31	0
Fuller	15	89	5.9	26	1
Gentry	21	79	3.8	22	1
Jordan	11	70	6.4	29	0
Hutchinson	14	39	2.8	6	1
McKinnon	2	12	6.0	21	0
Landry	2	1	0.5	11	1
Avellini	3	-5	-1.7	0	0
Moorehead	1	-2	-2.0	-2	0
<b>BEARS</b>	<b>674</b>	<b>2974</b>	<b>4.4</b>	<b>72</b>	<b>22</b>
<b>OPPONENTS</b>	<b>378</b>	<b>1377</b>	<b>3.6</b>	<b>44</b>	<b>10</b>

RECEIVING	No	Yds	Avg	Lg	TD
Payton	45	368	8.2	31	0
Suhey	41	309	7.5	23	2
Gault	34	587	17.3	61	6
McKinnon	30	434	14.5	32	3
Moorehead	29	497	17.1	50	1
Dunsmore	9	106	11.8	25	1
Saldi	9	90	10.0	20	0
C. Thomas	9	39	4.3	9	0
Baschnagel	6	53	8.8	17	0
Gentry	4	29	7.3	13	0
Anderson	3	77	25.7	49	1
Krenk	2	31	15.5	24	0
McMahon	1	42	42.0	42	0
Cameron	1	13	13.0	13	0
Cabral	1	7	7.0	7	0
<b>BEARS</b>	<b>226</b>	<b>2695</b>	<b>11.9</b>	<b>61</b>	<b>14</b>
<b>OPPONENTS</b>	<b>197</b>	<b>3069</b>	<b>15.6</b>	<b>88</b>	<b>14</b>

PUNTING	No	Yds	Avg	Net	TB	In	Lg	B
Finzer	83	3328	40.1	35.3	4	26	87	2
<b>BEARS</b>	<b>85</b>	<b>3328</b>	<b>39.2</b>	<b>35.3</b>	<b>4</b>	<b>26</b>	<b>87</b>	<b>2</b>
<b>OPPONENTS</b>	<b>100</b>	<b>4130</b>	<b>41.3</b>	<b>34.3</b>	<b>7</b>	<b>12</b>	<b>62</b>	<b>0</b>

INTS	No	Yds	Avg	Lg	TD
Fencik	5	102	20.4	61	0
Frazier	5	89	17.8	33	0
Bell	4	46	11.5	36	1
Richardson	2	7	3.5	7	0
Harris	1	34	34.0	34	0
Gayle	1	1	1.0	1	0
Duerson	1	9	9.0	9	0
Singletary	1	4	4.0	4	0
Schmidt	1	0	0.0	0	0
<b>BEARS</b>	<b>21</b>	<b>290</b>	<b>13.8</b>	<b>61</b>	<b>1</b>
<b>OPPONENTS</b>	<b>15</b>	<b>241</b>	<b>16.1</b>	<b>66</b>	<b>3</b>

KO RETURNS	No	Yds	Avg	Lg	TD
Cameron	26	485	18.7	40	0
Gentry	11	209	19.0	33	0
Duerson	5	95	19.0	26	0
Bell	1	35	35.0	35	0
Jordan	5	62	12.4	22	0
Gault	1	12	12.0	12	0
<b>BEARS</b>	<b>49</b>	<b>898</b>	<b>18.3</b>	<b>40</b>	<b>0</b>
<b>OPPONENTS</b>	<b>68</b>	<b>1443</b>	<b>21.2</b>	<b>97</b>	<b>1</b>

PUNT RET.	Ret	FC	Yds	Avg	Lg	TD
Fisher	58	11	492	8.5	28	0
Duerson	1	0	4	4.0	4	0
McKinnon	5	0	62	12.4	18	0
<b>BEARS</b>	<b>64</b>	<b>11</b>	<b>558</b>	<b>8.7</b>	<b>28</b>	<b>0</b>
<b>OPPONENTS</b>	<b>41</b>	<b>12</b>	<b>249</b>	<b>6.1</b>	<b>21</b>	<b>0</b>

FGs	1-19	20-29	30-39	40-49	50+
B. Thomas	3/3	6/7	5/6	6/9	2/3
<b>BEARS</b>	<b>3/3</b>	<b>6/7</b>	<b>5/6</b>	<b>6/9</b>	<b>2/3</b>
<b>OPPONENTS</b>	<b>0/0</b>	<b>6/6</b>	<b>1/2</b>	<b>8/11</b>	<b>1/2</b>

DEFENSE	(Top 10)	T	S	A	FF	FR	PD	Sa	Int
Singletary	116	81	35	3	1	4	3.5	1	0
Fencik	103	82	21	0	1	9	1.0	0	0
Bell	77	58	19	1	2	5	4.5	4	4
Harris	68	52	16	0	0	6	2.0	1	0
Wilson	61	47	14	1	0	3	7.5	0	0
Hampton	54	40	14	1	3	2	11.5	0	0
McMichael	42	30	12	0	2	2	10.0	0	0
Dent	39	31	8	4	1	1	17.5	0	0
Richardson	36	31	5	0	1	13	0.0	2	0
Hartenstine	36	24	12	2	0	0	6.0	0	0
<b>SACKS:</b>	Dent 17.5, Hampton 11.5, McMichael 10.0, Wilson 7.5, Hartenstein 6.0, Bell 4.5, Singletary 3.5, Duerson 3.0, Keys 2.5, Harris 2.0, Waechter 2.0, Fencik 1.0, Osborne 1.0								
<b>TEAM 72.0, OPPONENTS 36.0</b>									

#### USUAL STARTERS

Offense	Defense
WR.....Willie Gault	RE.....Richard Dent
LT.....Jim Covert	RT.....Dan Hampton
LG.....Mark Bortz	LT.....Steve McMichael
C.....Jay Hilgenberg	LE.....Mike Hartenstein
RG.....Kurt Becker	WLB.....Al Harris
RT.....Keith Van Horne	SLB.....Mike Singletary
TE.....Emery Moorehead	MLB.....Otis Wilson
WR.....Dennis McKinnon	RCB.....Leslie Frazier
QB.....S. Fuller/J. McMahon	LCB.....Mike Richardson
RB.....Walter Payton	SS.....Todd Bell
FB.....Matt Suhey	FS.....Gay Fencik

#### RANKINGS

Team Stats	Bears	Avg	Rank
Total Yards	5437	339.8	7
Rushing Yards	2974	185.9	1
Passing Yards	2463	153.4	26
Points Scored	325	20.3	-
Opp			
Total Yards	3860	241.3	1
Rushing Yards	1377	86.1	1
Passing Yards	2486	155.4	2
Points Scored	248	15.5	-

HISTORY



## 1985 CHICAGO BEARS STATISTICS

**Record: 15-1, .938**

**1st Place, NFC Central**

**Head Coach: Mike Ditka**

09/08 W 38-28	TAMPA BAY	57,828
09/15 W 20-7	NEW ENGLAND	60,533
09/19 W 33-24	at Minnesota	61,242
09/29 W 45-10	WASHINGTON	63,708
10/06 W 27-19	at Tampa Bay	51,795
10/13 W 26-10	at San Francisco	60,523
10/21 W 23-7	GREEN BAY	65,095
10/27 W 27-9	MINNESOTA	63,815
11/03 W 16-10	at Green Bay	55,343
11/10 W 24-3	DETROIT	53,467
11/17 W 44-0	at Dallas	63,855
11/24 W 36-0	ATLANTA	61,769
12/02 L 24-38	at Miami	75,594
12/08 W 17-10	INDIANAPOLIS	59,997
12/14 W 19-6	at New York Jets	74,752
12/22 W 37-17	at Detroit	74,042
<b>PLAYOFFS</b>		
01/05 W 21-0	N.Y. GIANTS	62,076
01/12 W 24-0	L.A. RAMS	63,522
01/26* W 46-10	New England	73,818

\*Super Bowl XX at Superdome in New Orleans

Bears		Opp.										
<b>TOTAL FIRST DOWNS</b>	<b>343</b>	<b>236</b>										
Rushing	176	74										
Passing	145	141										
Penalty	22	21										
3rd Down: Made/Att	85/219	61/205										
3rd Down Pct.	38.8	27.8										
4th Down: Made/Att	5/13	6/16										
4th Down Pct.	38.5	37.5										
<b>TOTAL NET YARDS</b>	<b>5837</b>	<b>4135</b>										
Avg. Per Game	364.8	258.4										
Total Plays	1085	945										
Avg. Per Play	5.4	4.4										
<b>NET YARDS RUSHING</b>	<b>2761</b>	<b>1319</b>										
Avg. Per Game	172.6	82.4										
Total Rushes	610	359										
<b>NET YARDS PASSING</b>	<b>3076</b>	<b>2816</b>										
Avg. Per Game	192.3	176.0										
Sacked/Yards Lost	43/227	64/483										
Gross Yards	3303	3299										
Att./Comp.	432/237	522/249										
Completion Pct.	54.9	47.7										
Had Intercepted	16	34										
<b>PUNTS/AVERAGE</b>	<b>68/42.4</b>	<b>90/40.4</b>										
<b>NET PUNTING AVG.</b>	<b>68/35.1</b>	<b>90/33.5</b>										
<b>PENALTIES/YARDS</b>	<b>104/912</b>	<b>115/934</b>										
<b>FUMBLES/BALL LOST</b>	<b>24/15</b>	<b>30/20</b>										
<b>TOUCHDOWNS</b>	<b>51</b>	<b>23</b>										
Rushing	27	6										
Passing	17	16										
Returns	7	1										
<b>PASSING</b>	<b>Att</b>	<b>Cmp</b>	<b>Yds</b>	<b>Cmp%</b>	<b>Yd/Att</b>	<b>TD</b>	<b>TD%</b>	<b>Int</b>	<b>Int%</b>	<b>Lg</b>	<b>Sack/Lost</b>	<b>Rating</b>
McMahon	313	178	2392	56.9	7.64	15	4.8	11	3.5	70†	26/125	82.8
Fuller	107	53	777	49.5	7.26	1	0.9	5	4.7	69	17/102	57.0
Payton	5	3	96	60.0	19.2	1	20.0	0	0.0	50	0/0	143.8
Tomczak	6	2	33	33.3	5.5	0	0.0	0	0.0	24	0/0	52.8
Burford	1	1	5	100.0	5.0	0	0.0	0	0.0	5	0/0	96.1
<b>BEARS</b>	<b>432</b>	<b>237</b>	<b>3303</b>	<b>54.9</b>	<b>7.65</b>	<b>17</b>	<b>3.9</b>	<b>16</b>	<b>3.7</b>	<b>70</b>	<b>43/227</b>	<b>75.6</b>
<b>OPPONENTS</b>	<b>522</b>	<b>249</b>	<b>3299</b>	<b>47.7</b>	<b>6.3</b>	<b>16</b>	<b>3.1</b>	<b>34</b>	<b>6.5</b>	<b>90†</b>	<b>64/483</b>	<b>52.4</b>

Score by Period	1	2	3	4	OT	Tot
BEARS	67	144	123	122	0	456
OPPONENTS	50	77	34	37	0	198

SCORING	TDs:Ru-Pa-RK-PAT	FG	S	Pts			
Butler	0	0	0	0	51/51/31/38	0	144
Payton	11	9	2	0		0	66
McKinnon	7	0	7	0		0	42
Fuller	5	5	0	0		0	30
McMahon	4	3	1	0		0	24
Thomas	4	4	0	0		0	24
Gentry	3	2	0	1		0	18
Perry	3	2	1	0		0	18
Suhey	2	1	1	0		0	12
Margerum	2	0	2	0		0	12
Gault	2	0	1	1		0	12
Wilson	1	0	0	1		1	8
Dent	1	0	1	0		0	6
Frazier	1	0	0	1		0	6
Wrightman	1	0	1	0		0	6
Rivera	1	0	0	1		0	6
Moorehead	1	0	1	0		0	6
Sanders	1	0	0	1		0	6
Richardson	1	0	0	1		0	6
McMichael	0	0	0	0		1	2
Waechter	0	0	0	0		1	2

BEARS	51	27	17	51/51/31/38	3	456		
OPPONENTS	23	6	16	1	22/23	12/19	1	198

RUSHING	No	Yds	Avg	Lg	TD
Payton	324	1551	4.8	40	9
Suhey	115	471	4.1	17	1
McMahon	47	252	5.4	19	3
Gentry	30	160	5.3	21	2
Thomas	31	125	4.0	17	4
Sanders	25	104	4.2	28	1
Fuller	24	77	3.2	19	5
Gault	5	18	3.6	11	0
Perry	5	7	1.4	2	2
Tomczak	2	3	1.5	3	0
McKinnon	1	0	0.0	0	0
Margerum	1	-7	-7.0	-7	0

BEARS	610	2761	4.5	40	27
OPPONENTS	359	1319	3.7	37	6

RECEIVING	No	Yds	Avg	Lg	TD
Payton	49	483	9.9	65	2
Moorehead	35	481	13.7	25	1
Gault	33	704	21.3	70†	1
Suhey	33	295	8.9	35	1
McKinnon	31	555	17.9	48	7
Wrightman	24	407	17.0	49	1
Margerum	17	190	11.2	20	2
Gentry	5	77	15.4	30	0
Thomas	5	45	9.0	15	0
Maness	1	34	34.0	34	0
McMahon	1	13	13.0	13	1
Sanders	1	9	9.0	9	0
Anderson	1	6	6.0	6	0
Perry	1	4	4.0	4	1

BEARS	237	3303	13.9	70	17
OPPONENTS	249	3299	13.2	90†	16

PUNTING	No	Yds	Avg	Net	TB	In	Lg	B
Burford	68	2870	42.2	35.1	14	18	69	1
<b>BEARS</b>	<b>69</b>	<b>2870</b>	<b>41.6</b>	<b>35.1</b>	<b>14</b>	<b>18</b>	<b>69</b>	<b>1</b>
<b>OPPONENTS</b>	<b>90</b>	<b>3639</b>	<b>40.4</b>	<b>33.5</b>	<b>6</b>	<b>11</b>	<b>75</b>	<b>1</b>

INTS	No	Yds	Avg	Lg	TD
Frazier	6	119	19.8	33	1
Duerson	5	58	11.6	25	0
Fencik	5	38	7.6	22	0
Marshall	4	27	5.4	14	0
Richardson	4	174	43.5	90	1
Wilson	3	35	11.7	23	1
Taylor	3	28	9.3	18	0
Dent	2	10	5	9	1
Singletary	1	23	23.0	23	0
Rivera	1	4	4.0	4	0

BEARS	34	512	15.1	90	4
OPPONENTS	46	99	2.2	43	1

KO RETURNS	No	Yds	Avg	Lg	TD
Gault	22	577	26.2	99†	1
Gentry	18	466	25.9	94	1
Taylor	1	18	18.0	18	0
McKinnon	1	16	16.0	16	0
Sanders	1	10	10.0	10	0
Marshall	0	2	0.0	2	0

BEARS	43	1089	25.3	99†	2
OPPONENTS	78	1827	23.4	58	8

PUNT RET.	Ret	FC	Yds	Avg	Lg	TD
Taylor	25	8	198	7.9	21	0
Ortego	17	2	158	9.3	23	0
Duerson	6	0	47	7.8	11	0
Gentry	0	0	47	0.0	47	0
McKinnon	4	0	44	11.0	11	0
Maness	2	0	9	4.5	5	0

BEARS	54	10	503	9.3	47	0
OPPONENTS	24	9	203	8.5	29	0

FGs	1-19	20-29	30-39	40-49	50+
Butler	2/2	13/13	13/14	3/6	0/3
<b>BEARS</b>	<b>2/2</b>	<b>13/13</b>	<b>13/14</b>	<b>3/6</b>	<b>0/3</b>
<b>OPPONENTS</b>	<b>1/1</b>	<b>2/3</b>	<b>5/6</b>	<b>3/5</b>	<b>1/4</b>

DEFENSE	(Top 10)	T	S	A	FF	FR	PD	Sa	Int
Fencik	118	98	20	0	1	15	0	0	1
Singletary	113	89	24	0	3	5	3	0	1
Marshall	78	60	18	2	1	4	6	0	4
Wilson	69	54	15	0	2	5	11	5	3
Duerson	64	55	9	1	1	1	2	0	5
Frazier	52	45	7	0	0	22	0	0	6
McMichael	44	39	5	0	1	2	8	0	0
Richardson	41	37	4	2	1	25	0	0	4
Dent	38	33	5	7	2	7	17	0	2
Hampton	32	26	6	2	3	4	5	5	0

SACKS: Dent 17.0, Wilson 11.5, McMichael 8.0, Marshall 6.0, Hampton 5.5, Perry 5.0, Singletary 3.0, Waechter 2.5, Duerson 2.0, Keys 2.0, Hartenstein 1.0, Rivera 0.5
<b>TEAM 64.0, OPPONENTS 43.0</b>

Black box indicates World Championship.									
---	--	--	--	--	--	--	--	--	--

USUAL STARTERS					RANKINGS						
Offense			Defense		Team Stats			Bears		Opp	
WR.....Willie Gault	RE.....Richard Dent	Total Yards.....5837	Avg.....364.8	Rank.....7							
LT.....Jim Covert	RT.....William Perry	Rushing Yards.....2761	Avg.....172.6	Rank.....1							
LG.....Mark Bortz	LT.....Steve McMichael	Passing Yards.....3076	Avg.....192.3	Rank.....20							
C.....Jay Hilgenberg	LE.....Dan Hampton	Points Scored.....456	Avg.....28.5	Rank.....7							
RG.....Tom Thayer	WLB.....Wilbur Marshall										
RT.....Keith Van Horn	MLB.....Mike Singletary										
TE.....Emery Moorehead	SLB.....Otis Wilson										
WR.....Dennis McKinnon	RCB.....Leslie Frazier										
QB.....Jim McMahon	LCB.....Mike Richardson										
RB.....Walter Payton	SS.....Dave Duerson										
FB.....Matt Suhey	FS.....Gary Fencik										



## 1986 CHICAGO BEARS STATISTICS

### Record: 14-2, .875

#### 1st Place, NFC Central

#### Head Coach: Mike Ditka

Date	Time	Opponent	Score
09/07	W 41-31	CLEVELAND	66,030
09/14	W 13-10	at PHILADELPHIA	65,130
09/22	W 25-12	at Green Bay	55,527
09/28	W 44-7	at Cincinnati	55,146
10/05	W 23-0	MINNESOTA	63,921
10/12	W 20-7	at Houston	46,026
10/19	L 7-23	at Minnesota	62,851
10/26	W 13-7	DETROIT	62,064
11/03	L 17-20	L.A. RAMS	64,877
11/09	W 23-3	at Tampa Bay	70,097
11/16	W 13-10	at Atlanta	55,520
11/23	W 12-10	GREEN BAY	59,291
11/30	W 13-10	at PITTSBURGH	61,425
12/07	W 48-14	TAMPA BAY	52,746
12/15	W 16-13	at Detroit	75,602
12/21	W 24-10	at Dallas	57,256

PLAYOFFS		
Date	Score	
01/03	L 13-27 WASHINGTON	65,141

Bears		Opp	
<b>TOTAL FIRST DOWNS</b>	<b>305</b>	<b>241</b>	
Rushing	166	67	
Passing	118	151	
Penalty	21	23	
3rd Down: Made/Att	77/207	74/228	
3rd Down Pct.	37.0	32.0	
4th Down: Made/Att	5/12	11/21	
4th Down Pct.	42.0	52.0	
<b>TOTAL NET YARDS</b>	<b>5459</b>	<b>4130</b>	
Avg. Per Game	341.2	258.1	
Total Plays	1045	1002	
Avg. Per Play	5.2	4.1	
<b>NET YARDS RUSHING</b>	<b>2700</b>	<b>1463</b>	
Avg. Per Game	168.8	91.4	
Total Rushes	606	427	
<b>NET YARDS PASSING</b>	<b>2759</b>	<b>2667</b>	
Avg. Per Game	172.4	166.7	
Sacked/Yards Lost	24/153	62/503	
Gross Yards	2912	3170	
Att./Comp.	415/208	513/243	
Completion Pct.	50.1	47.4	
Had Intercepted	25	31	
<b>PUNTS/AVERAGE</b>	<b>70/40.7</b>	<b>100/40.9</b>	
<b>NET PUNTING AVG.</b>	<b>70/36.9</b>	<b>100/33.5</b>	
<b>PENALTIES/YARDS</b>	<b>98/765</b>	<b>110/861</b>	
<b>FUMBLES/BALL LOST</b>	<b>36/22</b>	<b>27/16</b>	
<b>TOUCHDOWNS</b>	<b>38</b>	<b>20</b>	
Rushing	21	4	
Passing	12	12	
Returns	5	4	

Score by Period	1	2	3	4	OT	Tot
BEARS	88	84	82	92	6	352
OPPONENTS	35	36	65	51	0	187

SCORING	TDs:Ru-Pa-RK-PAT	FG	S	Pts	
Butler	0 0 0	0 36/38	28/41	0	120
Payton	11 8 3	0	0	66	
Gault	5 0 5	0	0	30	
Sanders	5 5 0	0	0	30	
Gentry	3 1 0	2	0	18	
Tomczak	3 3 0	0	0	18	
Marshall	2 0 0	2	0	12	
Ortego	2 0 2	0	0	12	
Suhey	2 2 0	0	0	12	
Anderson	1 0 1	0	0	6	
Barnes	1 0 1	0	0	6	
Flutie	1 1 0	0	0	6	
McMahon	1 1 0	0	0	6	
Moorehead	1 0 1	0	0	6	
Hampton	0 0 0	0	1	2	
McMichael	0 0 0	0	1	2	
<b>BEARS</b>	<b>38 21 12</b>	<b>5 36/38</b>	<b>28/41</b>	<b>2 352</b>	
<b>OPPONENTS</b>	<b>20 4 12</b>	<b>4 19/20</b>	<b>16/22</b>	<b>0 187</b>	

RUSHING	No	Yds	Avg	Lg	TD
Payton	321	1333	4.2	41	8
Suhey	84	270	3.2	17	2
Sanders	27	224	8.3	75t	5
Thomas	56	224	4.0	23	0
McMahon	22	152	6.9	23	1
Anderson	35	146	4.2	23	0
Tomczak	23	117	5.1	16	3
Gentry	11	103	9.4	29	1
Gault	8	79	9.9	33	0
Flutie	9	36	4.0	19	1
Fuller	8	30	3.8	10	0
Perry	1	-1	-1.0	-1	0
Buford	1	-13	-13.0	-13	0
<b>BEARS</b>	<b>606</b>	<b>2700</b>	<b>4.5</b>	<b>75t</b>	<b>21</b>
<b>OPPONENTS</b>	<b>427</b>	<b>1463</b>	<b>3.4</b>	<b>33</b>	<b>4</b>

RECEIVING	No	Yds	Avg	Lg	TD
Gault	42	818	19.5	53t	5
Payton	37	382	10.3	57	3
Moorehead	26	390	15.0	85	1
Suhey	24	235	9.8	58	0
Ortego	23	430	18.7	58t	1
Wrightman	22	241	11.0	29	0
Gentry	19	238	12.5	41	0
Anderson	4	80	20.0	58t	1
Barnes	4	54	13.5	14	0
Thomas	4	18	4.5	18	0
Sanders	2	18	9.0	18	0
Bortz	1	8	8.0	8	0
<b>BEARS</b>	<b>208</b>	<b>2912</b>	<b>14.0</b>	<b>85</b>	<b>12</b>
<b>OPPONENTS</b>	<b>243</b>	<b>3170</b>	<b>13.0</b>	<b>65t</b>	<b>12</b>

PUNTING	No	Yds	Avg	Net	TB	In	Lg	B
Buford	69	2850	41.3	36.9	8	19	59	1
<b>BEARS</b>	<b>70</b>	<b>2850</b>	<b>40.7</b>	<b>36.9</b>	<b>8</b>	<b>19</b>	<b>59</b>	<b>1</b>
<b>OPPONENTS</b>	<b>104</b>	<b>4090</b>	<b>40.9</b>	<b>33.5</b>	<b>13</b>	<b>17</b>	<b>59</b>	<b>1</b>

INTS	No	Yds	Avg	Lg	TD
Richardson	7	69	9.9	32	0
Duerson	6	139	23.2	38	0
Marshall	5	68	13.6	58t	1
Fencik	3	37	12.3	24	0
Jackson	3	0	0.0	0	0
Wilson	2	31	15.5	21	0
McMichael	1	5	5.0	5	0
Gayle	1	13	13.0	13	0
Singletary	1	3	3.0	3	0
Phillips	1	6	6.0	6	0
Bell	1	-1	-1.0	-1	0
<b>BEARS</b>	<b>31</b>	<b>370</b>	<b>11.9</b>	<b>58t</b>	<b>1</b>
<b>OPPONENTS</b>	<b>25</b>	<b>115</b>	<b>4.6</b>	<b>22</b>	<b>1</b>

KO RETURNS	No	Yds	Avg	Lg	TD
Sanders	22	399	18.1	44	0
Gentry	20	576	28.8	91t	1
Anderson	4	26	6.5	13	0
Barnes	3	94	31.3	85t	1
Gault	1	20	20.0	20	0
<b>BEARS</b>	<b>50</b>	<b>1115</b>	<b>22.3</b>	<b>91t</b>	<b>2</b>
<b>OPPONENTS</b>	<b>64</b>	<b>1376</b>	<b>21.5</b>	<b>55</b>	<b>0</b>

PUNT RET.	Ret	FC	Yds	Avg	Lg	TD
Barnes	57	9	482	8.5	35	0
<b>BEARS</b>	<b>57</b>	<b>9</b>	<b>482</b>	<b>8.5</b>	<b>35</b>	<b>0</b>
<b>OPPONENTS</b>	<b>23</b>	<b>14</b>	<b>110</b>	<b>4.8</b>	<b>15</b>	<b>0</b>

FGs	1-19	20-29	30-39	40-49	50+
Butler	1/1	11/14	9/12	6/8	1/6
<b>BEARS</b>	<b>1/1</b>	<b>11/14</b>	<b>9/12</b>	<b>6/8</b>	<b>1/6</b>
<b>OPPONENTS</b>	<b>0/0</b>	<b>5/6</b>	<b>3/4</b>	<b>4/6</b>	<b>4/6</b>

DEFENSE	(Top 10)	T	S	A	FF	FR	PD	SA	Int
Fencik	130	67	63	1	1	10	1.0	3	
Singletary	129	68	61	1	0	9	2.0	1	
Duerson	109	61	48	0	2	12	7.0	6	
Marshall	105	60	45	4	3	6	5.5	5	
Wilson	104	52	52	1	3	4	8.0	2	
McMichael	87	50	37	1	2	3	8.5	1	
Perry	84	51	33	2	0	1	5.0	0	
Dent	75	30	45	4	0	5	11.5	0	
Hampton	72	30	42	1	2	2	9.5	0	
Richardson	68	46	22	1	0	17	0.0	7	
<b>SACKS:</b>	Dent 11.5, Hampton 9.5, McMichael 8.5, Wilson 8.0, Duerson 7.0, Marshall 5.5, Perry 5.0, Singletary 2.0, Harris 2.0, Fencik 1.0, Hartenstein 1.0, Rivera 1.0								
<b>TEAM</b>	<b>62.0</b>	<b>OPPONENTS</b>	<b>24.0</b>						

PASSING	Att	Cmp	Yds	Cmp%/Yd	Att/Att	TD	TD%	Int	Int%	Lg	Sack/Lost	Rating
Tomczak	151	74	1105	49.0	7.32	2	1.3	10	6.6	85	4/30	50.2
McMahon	150	77	995	51.3	6.63	5	3.3	8	5.3	58t	6/40	61.4
Fuller	64	34	451	53.1	7.05	2	3.1	4	6.3	50t	8/53	60.1
Flutie	46	23	361	50.0	7.85	3	6.5	2	4.3	58t	6/30	80.1
Payton	4	0	0	0.0	0.00	0	0.0	1	25.0	0	0/0	0.0
<b>BEARS</b>	<b>415</b>	<b>208</b>	<b>2912</b>	<b>50.1</b>	<b>7.02</b>	<b>12</b>	<b>2.9</b>	<b>25</b>	<b>6.0</b>	<b>85</b>	<b>24/153</b>	<b>57.6</b>
<b>OPPONENTS</b>	<b>513</b>	<b>243</b>	<b>3170</b>	<b>47.7</b>	<b>6.18</b>	<b>12</b>	<b>2.3</b>	<b>31</b>	<b>6.0</b>	<b>65t</b>	<b>62/503</b>	<b>49.9</b>

### USUAL STARTERS

Offense	Defense
WR.....Willie Gault	RE.....Richard Dent
LT.....Jim Covert	RT.....William Perry
LG.....Mark Bortz	LT.....Steve McMichael
C.....Jay Hilgenberg	LE.....Dan Hampton
RG.....Tom Thayer	WLB.....Wilbur Marshall
RT.....Keith Van Horne	MLB.....Mike Singletary
TE.....Emery Moorehead	SLB.....Otis Wilson
WR.....Keith Ortego	RCB.....Jackson/Phillips
QB.....Mike Tomczak	LCB.....Mike Richardson
RB.....Walter Payton	SS.....Dave Duerson
FB.....Matt Suhey	FS.....Gary Fencik

### RANKINGS

Team Stats	Bears	Avg	Rank
Total Yards	5459	341.2	7
Rushing Yards	2700	168.8	1
Passing Yards	2759	172.4	20
Points Scored	352	22.0	-
<b>Opp</b>	<b>4130</b>	<b>258.1</b>	<b>1</b>
Total Yards	4130	258.1	1
Rushing Yards	1463	91.4	2
Passing Yards	2667	166.7	2
Points Scored	187	11.7	-





# 1987 CHICAGO BEARS STATISTICS

**Record: 11-4, .733**

**1st Place, NFC Central**

**Head Coach: Mike Ditka**

Date	Opponent	Result	Score
09/14 W	34-19 N.Y. GIANTS	65,704	
09/20 W	20-3 TAMPA BAY	63,551	
09/27	Cancelled at Detroit		
10/04 W	35-3 at Philadelphia	4,074	
10/11 W	27-7 MINNESOTA	32,113	
10/18 L	17-19 NEW ORLEANS	46,813	
10/25 W	27-26 at Tampa Bay	70,747	
11/01 W	31-28 KANSAS CITY	63,498	
11/08 W	26-24 at Green Bay	53,320	
11/16 L	29-31 at Denver	75,783	
11/22 W	30-10 DETROIT	63,357	
11/29 W	23-10 GREEN BAY	61,638	
12/06 W	30-24 at Minnesota	62,331	
12/14 L	0-41 at San Francisco	63,509	
12/20 L	21-34 SEATTLE	62,518	
12/27 W	6-3 at L.A. Raiders	78,019	

**PLAYOFFS**

01/10 L	17-21 WASHINGTON	58,153
---------	------------------	--------

	Bears	Opp
<b>TOTAL FIRST DOWNS</b>	<b>319</b>	<b>261</b>
Rushing	121	77
Passing	156	158
Penalty	42	26
3rd Down: Made/Att	73/204	80/226
3rd Down Pct.	35.7	35.3
4th Down: Made/Att	12/23	2/13
4th Down Pct.	52.1	15.3
<b>TOTAL NET YARDS</b>	<b>5044</b>	<b>4215</b>
Avg. Per Game	336.3	281.0
Total Plays	1026	989
Avg. Per Play	4.9	4.3
<b>NET YARDS RUSHING</b>	<b>1954</b>	<b>1413</b>
Avg. Per Game	130.3	94.2
Total Rushes	485	412
<b>NET YARDS PASSING</b>	<b>3090</b>	<b>2802</b>
Avg. Per Game	206.0	186.8
Sacked/Yards Lost	48/330	70/484
Gross Yards	3420	3286
Att./Comp.	493/272	507/255
Completion Pct.	55.2	50.3
Had Intercepted	24	13
<b>PUNTS/AVERAGE</b>	<b>62/39.9</b>	<b>86/39.6</b>
<b>NET PUNTING AVG.</b>	<b>62/31.3</b>	<b>86/32.4</b>
<b>PENALTIES/YARDS</b>	<b>103/821</b>	<b>120/1103</b>
<b>FUMBLES/BALL LOST</b>	<b>33/20</b>	<b>37/31</b>
<b>TOUCHDOWNS</b>	<b>42</b>	<b>37</b>
Rushing	13	5
Passing	23	24
Returns	6	4

PASSING	Att	Cmp	Yds	Cmp%	Yd/Att	TD	TD%	Int	Int%	Lg	Sack/Lost	Rating
McMahon	210	125	1639	59.5	7.80	12	5.7	8	3.8	59t	22/136	87.4
Tomczak	178	97	1220	54.4	6.85	5	2.8	10	5.6	56t	9/59	62.0
Harbaugh	11	8	62	72.7	5.64	0	0.0	0	0.0	21	4/45	86.2
W. Payton	1	0	0	0.0	0.00	0	0.0	1	100.0	0	0/0	0.0
Others	93	42	799	45.1	5.37	6	6.5	5	5.4	28	13/90	62.4
<b>BEARS</b>	<b>493</b>	<b>272</b>	<b>3420</b>	<b>55.2</b>	<b>6.94</b>	<b>23</b>	<b>4.7</b>	<b>24</b>	<b>4.9</b>	<b>59t</b>	<b>48/330</b>	<b>72.2</b>
<b>OPPONENTS</b>	<b>507</b>	<b>255</b>	<b>3286</b>	<b>50.3</b>	<b>6.48</b>	<b>24</b>	<b>4.7</b>	<b>13</b>	<b>2.6</b>	<b>75t</b>	<b>70/484</b>	<b>76.1</b>

Score by Period	1	2	3	4	OT	Tot
BEARS	72	126	59	99	0	356
OPPONENTS	75	91	67	49	0	282

**SCORING**

TDs:Ru-Pa-RK-PAT	FG	S	Pts					
Butler	0	0	0	0	28/30/19/28	0	85	
Gault	7	0	0	0		0	42	
Anderson	6	3	3	0		0	36	
W. Payton	5	4	1	0		0	30	
McKinnon	3	0	1	2		0	18	
Boso	2	0	2	0		0	12	
Gentry	2	0	1	1		0	12	
McMahon	2	2	0	0		0	12	
Gayle	1	0	1	0		0	6	
Moorehead	1	0	1	0		0	6	
Morris	1	0	1	0		0	6	
Sanders	1	1	0	0		0	6	
Tomczak	1	1	0	0		0	6	
Others	10	2	6	2	10/10	3/4	0	79
<b>BEARS</b>	<b>42</b>	<b>13</b>	<b>23</b>	<b>638/40</b>	<b>22/32</b>	<b>0</b>	<b>356</b>	
<b>OPPONENTS</b>	<b>33</b>	<b>5</b>	<b>24</b>	<b>4</b>	<b>30/33</b>	<b>18/31</b>	<b>0</b>	<b>282</b>

**RUSHING**

No	Yds	Avg	Lg	TD	
Anderson	129	586	4.5	38t	3
W. Payton	146	533	3.7	17	4
Sanders	23	122	5.3	17	1
McMahon	22	88	4.0	13	2
Thomas	25	88	3.5	18	0
Tomczak	18	54	3.0	10	1
Gentry	6	41	6.8	12	0
Suhay	7	24	3.4	6	0
Gayle	2	16	8.0	9	0
Harbaugh	4	15	3.8	9	0
Marshall	1	1	1.0	1	0
Perry	1	0	0.0	0	0
Others	101	386	3.8	28	2
<b>BEARS</b>	<b>485</b>	<b>1954</b>	<b>4.0</b>	<b>38t</b>	<b>13</b>
<b>OPPONENTS</b>	<b>412</b>	<b>1413</b>	<b>3.4</b>	<b>25</b>	<b>5</b>

**RECEIVING**

No	Yds	Avg	Lg	TD	
Anderson	47	467	9.9	59t	3
Gault	35	705	20.1	56t	7
W. Payton	33	217	6.6	16	1
McKinnon	27	406	15.0	33	1
Moorehead	24	269	11.2	27	1
Morris	20	379	19.0	42t	1
Boso	17	188	11.1	31	2
Gentry	17	183	10.8	38t	1
Suhay	7	54	7.7	12	0
Sanders	3	53	17.7	25	0
Others	42	499	11.9	28	6
<b>BEARS</b>	<b>272</b>	<b>3420</b>	<b>12.6</b>	<b>59t</b>	<b>23</b>
<b>OPPONENTS</b>	<b>255</b>	<b>3286</b>	<b>12.9</b>	<b>75t</b>	<b>24</b>

PUNTING	No	Yds	Avg	Net	TB	In	Lg	B
Barnhardt	6	236	39.3	39.3	0	2	50	0
Brown	18	742	41.2	29.2	4	4	58	1
Wagner	36	1461	40.6	32.1	4	9	71	1
<b>BEARS</b>	<b>62</b>	<b>2439</b>	<b>39.3</b>	<b>31.3</b>	<b>8</b>	<b>15</b>	<b>71</b>	<b>2</b>
<b>OPPONENTS</b>	<b>86</b>	<b>3408</b>	<b>39.6</b>	<b>32.4</b>	<b>7</b>	<b>16</b>	<b>60</b>	<b>1</b>

**INTS**

No	Yds	Avg	Lg	TD	
Duerson	3	0	0.0	0	0
Rivera	2	19	9.5	15	0
Phillips	2	1	0.5	1	0
Douglass	2	0	0.0	0	0
Gayle	1	20	20.0	20t	1
V. Jackson	1	0	0.0	0	0
Others	2	29	14.5	23t	1
<b>BEARS</b>	<b>13</b>	<b>69</b>	<b>5.3</b>	<b>23t</b>	<b>2</b>
<b>OPPONENTS</b>	<b>24</b>	<b>334</b>	<b>13.9</b>	<b>70t</b>	<b>1</b>

**KO RETURNS**

No	Yds	Avg	Lg	TD	
Gentry	25	621	24.8	88t	1
Sanders	20	349	17.5	42	0
T. Bell	1	18	18.0	18	0
Suhay	1	9	9.0	9	0
Others	10	196	19.6	37	0
<b>BEARS</b>	<b>57</b>	<b>1193</b>	<b>20.9</b>	<b>88t</b>	<b>1</b>
<b>OPPONENTS</b>	<b>58</b>	<b>1054</b>	<b>18.2</b>	<b>42</b>	<b>0</b>

**PUNT RET.**

Ret	FC	Yds	Avg	Lg	TD	
McKinnon	40	4	4.05	10.1	94t	2
Duerson	1	1	10.0	10	0	0
Others	9	1	6.9	7.7	16	0
<b>BEARS</b>	<b>50</b>	<b>6</b>	<b>484</b>	<b>9.7</b>	<b>2/6</b>	
<b>OPPONENTS</b>	<b>26</b>	<b>7</b>	<b>339</b>	<b>13.0</b>	<b>83t</b>	<b>1</b>

**FGs**

1-19	20-29	30-39	40-49	50+	
Butler	0/0	11/11	5/5	1/6	2/6
Lashar	0/0	3/3	0/0	0/1	0/0
<b>BEARS</b>	<b>0/0</b>	<b>14/14</b>	<b>5/5</b>	<b>1/7</b>	<b>2/6</b>
<b>OPPONENTS</b>	<b>0/0</b>	<b>6/8</b>	<b>4/9</b>	<b>8/13</b>	<b>0/1</b>

Butler:(24G,25G)(50N,55N)(0)(0)(47N)(27G,52N)  
 (47N,48N,27G,29G,24G,52G)(42G)(31G,37G,29G)  
 (21G,27G,52G)(23G,26G,30G)(40N)(53N,48N)  
 (38G,30G)  
 Lashar:(0)(0)(42N,26G,27G)(22G)  
**OPPONENTS:**(0)(43G,46N)(42N,27G)(31N)  
 (33N,48G,31G,42G,21G)(46G,37G)(35N)  
 (39N,26N,47G)(27G)(36G)(42N,32G,50N,37N)  
 (26N,27G)(20G,45G)(45G,29G)(48G,44N,46N)

**DEFENSE**

(Top 10)	T	S	A	FF	FR	PD	Sa	Int
Duerson	116	63	53	1	1	5	2.0	3
Singletary	108	55	53	3	1	4	2.0	3
Marshall	93	53	40	2	1	6	5.0	0
Bell	72	40	32	1	1	2	1.0	0
McMichael	57	29	38	1	0	2	7.5	0
Perry	55	25	30	0	0	2	3.0	0
Wilson	44	17	27	0	0	2	6.5	0
V. Jackson	39	19	20	2	0	12	0.1	0
Rivera	38	18	20	0	2	2	1.0	2
Dent	34	18	16	4	1	3	13.5	0
<b>SACKS:</b>	Dent 13.5, McMichael 7.5, Wilson 6.5, Marshall 5.0, Hampton 3.5, Perry 3.0, Duerson 2.0, Singletary 2.0, Bell 1.0, Rivera 1.0, Harris 1.0							
<b>TEAM 70.0, OPPONENTS 48.0</b>								

USUAL STARTERS				RANKINGS			
<b>Offense</b>		<b>FB</b>	Neal Anderson	<b>Team Stats</b>	<b>Bears</b>	<b>Avg</b>	<b>Rank</b>
WR.....Willie Gault		<b>Defense</b>		Total Yards	5044	336.3	12
LT.....Jim Covert		RE.....Richard Dent		Rushing Yards	1954	130.3	13
LG.....Mark Bortz		RT.....William Perry		Passing Yards	3090	206.0	12
C.....Jay Hilgenberg		LT.....Steve McMichael		Points Scored	356	23.7	-
RG.....Tom Thayer		LE.....Dan Hampton					
RT.....Keith Van Horne		MLB.....Wilbur Marshall		<b>Opp</b>	<b>Avg</b>	<b>Rank</b>	
TE.....Emery Moorehead		MLB.....Mike Singletary		Total Yards	4215	281.0	2
WR.....Ron Morris		SLB.....Otis Wilson		Rushing Yards	1413	94.2	2
QB.....J. McMahon/M.		RCB.....Vestee Jackson		Passing Yards	2802	186.8	7
Tomczak		LCB.....Mike Richardson		Points Scored	282	18.8	-
RB.....Walter Payton		SS.....Todd Bell					

HISTORY



## 1988 CHICAGO BEARS STATISTICS

### Record: 12-4, .750

1st Place, NFC Central  
Head Coach: Mike Ditka

09/04W	34-7	MIAMI	63,330
09/11 W	17-13	at Indianapolis	60,503
09/18 L	7-31	MINNESOTA	63,990
09/25 W	24-6	at Green Bay	56,492
10/02 W	24-3	BUFFALO	62,793
10/09 W	24-7	at Detroit	64,526
10/16 W	17-7	DALLAS	64,759
10/24 W	10-9	SAN FRANCISCO	65,293
10/30 L	7-30	at New England	60,821
11/06 W	28-10	TAMPA BAY	56,892
11/13 W	34-14	at Washington	52,418
11/20 W	17-10	at Tampa Bay	67,070
11/27 W	26-15	GREEN BAY	62,026
12/05 L	3-23	at L.A. RAMS	65,579
12/11 W	13-12	DETROIT	55,010
12/19 L	27-28	at Minnesota	62,067
<b>PLAYOFFS</b>			
12/31 W	20-12	PHILADELPHIA	65,534
01/08 L	3-28	SAN FRANCISCO	64,830

Bears		Opp
<b>TOTAL FIRST DOWNS</b>	<b>303</b>	<b>264</b>
Rushing	137	76
Passing	134	158
Penalty	32	30
3rd Down: Made/Att	91/217	68/216
3rd Down Pct.	41.9	31.4
4th Down: Made/Att	7/17	8/18
4th Down Pct.	41.1	44.4
<b>TOTAL NET YARDS</b>	<b>5317</b>	<b>4360</b>
Avg. Per Game	332.3	272.5
Total Plays	1040	977
Avg. Per Play	5.1	4.5
<b>NET YARDS RUSHING</b>	<b>2319</b>	<b>1326</b>
Avg. Per Game	144.9	82.9
Total Rushes	555	389
<b>NET YARDS PASSING</b>	<b>2998</b>	<b>3034</b>
Avg. Per Game	187.4	189.6
Sacked/Yards Lost	24/175	43/365
Gross Yards	3173	3399
Att./Comp.	461/248	545/245
Completion Pct.	53.8	45.0
Had Intercepted	15	26
<b>PUNTS/AVERAGE</b>	<b>79/41.5</b>	<b>90/40.2</b>
<b>NET PUNTING AVG.</b>	<b>79/33.4</b>	<b>90/34.8</b>
<b>PENALTIES/YARDS</b>	<b>88/644</b>	<b>102/804</b>
<b>FUMBLES/BALL LOST</b>	<b>37/19</b>	<b>17/9</b>
<b>TOUCHDOWNS</b>	<b>38</b>	<b>25</b>
Rushing	25	5
Passing	13	18
Returns	0	2

PASSING	Att	Cmp	Yds	Cmp%	Yd/Att	TD	TD%	Int	Int%	Lg	Sack/Lost	Rating
McMahon	192	114	1346	59.4	7.01	6	3.1	7	3.6	63t	13/79	76.0
Tomczak	170	86	1310	50.6	7.71	7	4.1	6	3.5	76t	5/47	75.4
Harbaugh	97	47	514	48.5	5.30	0	0.0	2	2.1	56	6/49	55.9
Anderson	1	0	0	0.0	0.00	0	0.0	0	0.0	0	0/0	39.6
Wagner	1	1	3	100.0	3.00	0	0.0	0	0.0	3	0/0	79.2
<b>BEARS</b>	<b>461</b>	<b>248</b>	<b>3173</b>	<b>53.8</b>	<b>6.88</b>	<b>13</b>	<b>2.8</b>	<b>15</b>	<b>3.3</b>	<b>76t</b>	<b>24/175</b>	<b>71.4</b>
<b>OPPONENTS</b>	<b>545</b>	<b>245</b>	<b>3399</b>	<b>45.0</b>	<b>6.24</b>	<b>18</b>	<b>3.3</b>	<b>26</b>	<b>4.8</b>	<b>80t</b>	<b>43/365</b>	<b>56.7</b>

Score by Period	1	2	3	4	OT	Tot
BEARS	77	131	42	62	0	312
OPPONENTS	49	56	50	60	0	215

SCORING	TDs:Ru-Pa-RK-PAT	FG	S	Pts			
Butler	0	0	0	37/38	15/19	0	82
Anderson	12	12	0	0	0	0	72
Gentry	4	1	3	0	0	0	24
McKinnon	4	1	3	0	0	0	24
McMahon	4	4	0	0	0	0	24
Morris	4	0	4	0	0	0	24
Sanders	3	3	0	0	0	0	18
Moorehead	2	0	2	0	0	0	12
Suhey	2	2	0	0	0	0	12
Harbaugh	1	1	0	0	0	0	6
Muster	1	0	1	0	0	0	6
Tomczak	1	1	0	0	0	0	6
McMichael	0	0	0	0	0	1	2
<b>BEARS</b>	<b>38</b>	<b>25</b>	<b>13</b>	<b>0</b>	<b>37/38</b>	<b>15/19</b>	<b>312</b>
<b>OPPONENTS</b>	<b>25</b>	<b>5</b>	<b>18</b>	<b>2</b>	<b>22/25</b>	<b>13/22</b>	<b>215</b>

RUSHING	No	Yds	Avg	Lg	TD
Anderson	249	1106	4.4	80t	12
Sanders	95	332	3.5	20t	3
Suhey	87	253	2.9	19	2
Muster	44	197	4.5	15	0
Harbaugh	19	110	5.8	19	1
McMahon	26	104	4.0	16	4
Gentry	7	86	12.3	58t	1
Morris	3	40	13.3	21	0
Tomczak	13	40	3.1	17	1
McKinnon	3	25	8.3	12	1
Thomas	5	20	4.0	8	0
Davis	1	3	3.0	3	0
Kozlowski	1	3	3.0	3	0
Wagner	2	0	0.0	0	0
<b>BEARS</b>	<b>555</b>	<b>2319</b>	<b>4.3</b>	<b>80t</b>	<b>25</b>
<b>OPPONENTS</b>	<b>389</b>	<b>1326</b>	<b>3.4</b>	<b>32</b>	<b>5</b>

RECEIVING	No	Yds	Avg	Lg	TD
McKinnon	45	704	15.6	76t	3
Anderson	39	371	9.5	36	0
Gentry	33	486	14.7	45	3
Morris	28	498	17.8	63t	4
Muster	21	236	11.2	40t	1
Suhey	20	154	7.7	29	0
Davis	15	220	14.7	36	0
Thornton	15	135	9.0	19	0
Moorehead	14	133	9.5	28	2
Sanders	9	94	10.4	39	0
Boso	6	50	8.3	15	0
Kozlowski	3	92	30.7	50	0
<b>BEARS</b>	<b>248</b>	<b>3173</b>	<b>12.8</b>	<b>76t</b>	<b>13</b>
<b>OPPONENTS</b>	<b>245</b>	<b>3399</b>	<b>13.9</b>	<b>80t</b>	<b>18</b>

PUNTING	No	Yds	Avg	Net	TB	In	Lg	B
Wagner	79	3282	41.5	33.4	10	18	70	0
<b>BEARS</b>	<b>79</b>	<b>3282</b>	<b>41.5</b>	<b>33.4</b>	<b>10</b>	<b>18</b>	<b>70</b>	<b>0</b>
<b>OPPONENTS</b>	<b>90</b>	<b>3622</b>	<b>40.2</b>	<b>34.8</b>	<b>10</b>	<b>29</b>	<b>62</b>	<b>0</b>

INTS	No	Yds	Avg	Lg	TD
Jackson	8	94	11.8	46	0
Tate	4	35	8.8	17	0
Morrissey	3	13	4.3	13	0
Duerson	2	18	9.0	18	0
Richardson	2	15	7.5	15	0
Krumm	2	14	7.0	14	0
Rivera	2	0	0.0	0	0
Douglass	1	35	35.0	35	0
Singletary	1	13	13.0	13	0
Gayle	1	0	0.0	0	0
<b>BEARS</b>	<b>26</b>	<b>237</b>	<b>9.1</b>	<b>46</b>	<b>0</b>
<b>OPPONENTS</b>	<b>15</b>	<b>175</b>	<b>11.7</b>	<b>94t</b>	<b>1</b>

KO RETURNS	No	Yds	Avg	Lg	TD
Gentry	27	578	21.4	51	0
Sanders	13	248	19.1	38	0
Muster	3	33	11.0	15	0
Kozlowski	2	37	18.5	24	0
<b>BEARS</b>	<b>45</b>	<b>896</b>	<b>19.9</b>	<b>51</b>	<b>0</b>
<b>OPPONENTS</b>	<b>56</b>	<b>1130</b>	<b>20.2</b>	<b>51</b>	<b>0</b>

PUNT RET.	Ret	FC	Yds	Avg	Lg	TD
McKinnon	34	8	277	8.1	23	0
Davis	3	1	17	5.7	13	0
Kozlowski	1	0	0	0.0	0	0
<b>BEARS</b>	<b>38</b>	<b>9</b>	<b>294</b>	<b>7.7</b>	<b>23</b>	<b>0</b>
<b>OPPONENTS</b>	<b>40</b>	<b>9</b>	<b>447</b>	<b>11.2</b>	<b>64</b>	<b>0</b>

FGs	1-9	20-29	30-39	40-49	50+			
Butler	1/1	4/4	7/8	3/6	0/0			
<b>BEARS</b>	<b>1/1</b>	<b>4/4</b>	<b>7/8</b>	<b>3/6</b>	<b>0/0</b>			
<b>OPPONENTS</b>	<b>0/0</b>	<b>7/7</b>	<b>3/5</b>	<b>2/8</b>	<b>1/2</b>			
Butler:	(40N, 44N)	(40G, 37N)	(0)(35G)	(22G)	(37G)			
(21G, 42N)	(18G)	(0)(32G, 24G)	(36G, 43G)	(0)(39G)	(35G, 32G)	(20G, 45G)		
<b>OPPONENTS:</b>	(0)(38G, 53G)	(37G)	(0)(28G, 46N)	(0)(42N, 35N)	(51N)	(35G)	(44N, 45G, 40N)	(0)
(27G, 37N, 23G)	(48N, 43N)	(25G, 27G, 22G)	(25G, 44G)					

DEFENSE	(Top 10)	T	S	A	FF	FR	PD	Sa	Int											
Singletary	170	89	81	0	1	3	1.0	1	1											
Duerson	105	57	48	2	0	6	1.0	2	1											
McMichael	88	54	34	1	2	1	11.5	0	0											
Hampton	88	50	38	0	0	3	9.5	0	0											
Rivera	88	45	43	1	0	3	2.0	2	2											
Douglass	76	43	33	0	2	11	0.1	1	1											
Morrissey	68	26	42	0	1	5	0.0	3	3											
Jackson	62	40	22	0	0	22	0.0	8	8											
Dent	61	31	30	3	1	2	10.5	0	0											
Richardson	60	40	20	0	0	30	0.0	2	2											
<b>SACKS:</b>	McMichael	11.5	Dent	10.5	Hampton	9.5	Harris	3.5	Chapura	2.0	Rivera	2.0	Duerson	1.0	Johnston	1.0	Singletary	1.0	Smith	1.0
<b>TEAM</b>	<b>43.0</b>	<b>OPPONENTS</b>	<b>24.0</b>																	

### USUAL STARTERS

Offense	
WR.....	Dennis Gentry
LT.....	J. Covert/J. Wojciechowski
LG.....	Mark Bortz
C.....	Jay Hilgenberg
RG.....	Tom Thayer
TE.....	Keith Van Horne
RT.....	Jim Thornton
WR.....	Dennis McKinnon
WR.....	Jim McMahon
RB.....	Neal Anderson
FB.....	Matt Suhey

Defense	
RE.....	Richard Dent
RT.....	Dan Hampton
LT.....	Steve McMichael
LE.....	Al Harris
WLB.....	Jim Morrissey
MLB.....	Mike Singletary
SLB.....	Ron Rivera
RCB.....	Vestee Jackson
LCB.....	Mike Richardson
SS.....	Dave Duerson
FS.....	Shaun Gayle

### RANKINGS

Team Stats	Bears	Opp	Avg	Rank
Total Yards	5317	4360	332.3	11
Rushing Yards	2319	1326	144.9	3
Passing Yards	2998	3034	187.4	20
Points Scored	312	215	19.5	-
Total Yards	4360	5317	272.5	2
Rushing Yards	1326	2319	82.9	1
Passing Yards	3034	2998	189.6	9
Points Scored	215	312	13.4	-



# 1989 CHICAGO BEARS STATISTICS

**Record: 6-10, .375**

**4th Place, NFC Central**

**Head Coach: Mike Ditka**

Date	Time	Opponent	Score
09/10 W	17-10	CINCINNATI	64,730
09/17 W	38-7	MINNESOTA	66,475
09/24 W	47-27	at Detroit	71,418
10/02 W	27-13	PHILADELPHIA	66,625
10/08 L	35-42	at Tampa Bay	72,077
10/15 L	28-33	HOUSTON	64,383
10/23 L	7-27	at Cleveland	78,722
10/29 W	20-10	L.A. RAMS	65,506
11/05 L	13-14	at Green Bay	56,556
11/12 W	20-0	at Pittsburgh	56,505
11/19 L	31-32	TAMPA BAY	63,826
11/26 L	14-38	at Washington	50,044
12/03 L	16-27	at Minnesota	60,664
12/10 L	17-27	DETROIT	52,650
12/17 L	28-40	GREEN BAY	44,781
12/24 L	0-26	at San Francisco	60,207

Score by Period	1	2	3	4	OT	Tot
BEARS	40	108	82	128	0	358
OPPONENTS	69	111	72	125	0	377

SCORING	TDs:Ru-Pa-RK-PAT	FG	S	Pts				
Anderson	15	11	4	0	90			
Butler	0	0	0	43/45	15/19	0	88	
Muster	8	5	3	0	0	48		
Davis	3	0	3	0	0	18		
Harbaugh	3	0	3	0	0	18		
McKinnon	3	0	3	0	0	18		
Thornton	3	0	3	0	0	18		
Sanders	2	0	1	1	0	12		
Boso	2	1	1	0	0	12		
Suhey	1	0	1	0	0	6		
Greeny	1	0	1	0	0	6		
Green	1	1	0	0	0	6		
Morris	1	0	1	0	0	6		
Thornton	1	0	1	0	0	6		
Tomczak	1	0	1	0	0	6		
<b>BEARS</b>	<b>45</b>	<b>22</b>	<b>21</b>	<b>2</b>	<b>43/45</b>	<b>15/19</b>	<b>0</b>	<b>358</b>
<b>OPPONENTS</b>	<b>43</b>	<b>21</b>	<b>21</b>	<b>1</b>	<b>41/43</b>	<b>26/36</b>	<b>0</b>	<b>377</b>

PUNTING	No	Yds	Avg	Net	TB	In	Lg	B
Butfor	72	2884	39.5	33.4	9	21	60	0
<b>BEARS</b>	<b>72</b>	<b>2884</b>	<b>39.5</b>	<b>33.4</b>	<b>9</b>	<b>21</b>	<b>60</b>	<b>0</b>
<b>OPPONENTS</b>	<b>67</b>	<b>2655</b>	<b>39.6</b>	<b>34.6</b>	<b>6</b>	<b>15</b>	<b>63</b>	<b>0</b>

INTS	No	Yds	Avg	Lg	TD
Stinson	4	59	14.8	29t	1
Lynch	3	55	18.3	41	0
Cayle	3	39	13.0	20	0
Woolford	3	0	0.0	0	0
Roper	2	46	23.0	43	0
Jackson	2	16	8.0	16	0
Rivera	2	1	0.5	1	0
Morrissey	2	0	0.0	0	0
Dent	1	30	30.0	30	0
Paul	1	20	20.0	20	0
Duerson	1	2	2.0	2	0
Doglass	1	0	0.0	0	0
Tate	1	0	0.0	0	0
<b>BEARS</b>	<b>26</b>	<b>268</b>	<b>10.3</b>	<b>43</b>	<b>1</b>
<b>OPPONENTS</b>	<b>25</b>	<b>182</b>	<b>7.3</b>	<b>53</b>	<b>1</b>

KO RETURNS	No	Yds	Avg	Lg	TD
Gentry	28	667	23.8	63	0
Sanders	23	491	21.3	96t	1
Suhey	11	239	21.7	37	0
Greeny	6	93	15.5	21	0
Pruitt	2	17	8.5	11	0
Chapura	1	8	8.0	8	0
Kozlowski	1	12	12.0	12	0
Tate	1	12	12.0	12	0
<b>BEARS</b>	<b>73</b>	<b>1539</b>	<b>21.1</b>	<b>96t</b>	<b>1</b>
<b>OPPONENTS</b>	<b>68</b>	<b>1375</b>	<b>20.2</b>	<b>62</b>	<b>0</b>

PUNT RET.	Ret	FC	Yds	Avg	Lg	TD
Green	16	5	141	8.8	24	0
McKinnon	10	3	67	6.7	17	0
Kozlowski	4	0	2	0.5	4	0
Waddle	1	0	2	2.0	2	0
Woolford	1	0	12	12.0	12	0
<b>BEARS</b>	<b>32</b>	<b>8</b>	<b>220</b>	<b>6.9</b>	<b>24</b>	<b>0</b>
<b>OPPONENTS</b>	<b>30</b>	<b>5</b>	<b>262</b>	<b>8.7</b>	<b>34</b>	<b>0</b>

FGs	1-19	20-29	30-39	40-49	50+
Butler	0/0	6/6	6/7	3/5	0/1
<b>BEARS</b>	<b>0/0</b>	<b>6/6</b>	<b>6/7</b>	<b>3/5</b>	<b>0/1</b>
<b>OPPONENTS</b>	<b>3/3</b>	<b>11/11</b>	<b>3/6</b>	<b>8/13</b>	<b>1/3</b>
Butler:(29G)(40C)(21G,22G,25G,32C)(0/0/0)					
(35G,46G)(25G,37C)(39G,35C)(40C/0)(33G,44N)					
(22G,43N,37N)(0/50N)					

DEFENSE	T	S	A	FF	FR	PD	Sa	Int
Singletary	151	79	72	2	0	5	1.0	0
Cayle	108	60	48	1	2	8	0.0	3
McMichael	108	59	49	1	2	7	2.5	0
Rivera	96	38	58	1	1	4	2.0	2
Duerson	91	52	39	1	0	7	0.0	1
Armstrong	80	37	43	1	1	1	5.0	0
Jackson	74	44	30	0	1	12	0.0	2
Dent	70	37	33	2	2	5	9.0	1
Roper	68	41	27	2	0	6	4.5	2
Perry	61	30	31	0	2	2	4.0	0
<b>SACKS:</b>	<b>Dent</b> 9.0, <b>McMichael</b> 7.5, <b>Armstrong</b> 5.0, <b>Roper</b> 4.5, <b>Perry</b> 4.0, <b>Chapura</b> 3.0, <b>Hampton</b> 2.0, <b>Rivera</b> 2.0, <b>Singletary</b> 1.0, <b>Woods</b> 1.0							
<b>TEAM</b>	<b>39.0</b> , <b>OPPONENTS</b>	<b>28.0</b>						

	Bears	Opp.
<b>TOTAL FIRST DOWNS</b>	<b>302</b>	<b>332</b>
Rushing	136	118
Passing	147	191
Penalty	19	23
3rd Down: Made/Att	92/214	84/206
3rd Down Pct.	43.9	40.8
4th Down: Made/Att	10/18	7/15
4th Down Pct.	55.6	46.7
<b>POSSESSION AVG.</b>	<b>31.10</b>	<b>28.50</b>
<b>TOTAL NET YARDS</b>	<b>5375</b>	<b>5729</b>
Avg. Per Game	335.9	358.1
Total Plays	1028	1039
Avg. Per Play	5.2	5.5
<b>NET YARDS RUSHING</b>	<b>2287</b>	<b>1897</b>
Avg. Per Game	142.9	118.6
Total Rushes	516	446
<b>NET YARDS PASSING</b>	<b>3088</b>	<b>3832</b>
Avg. Per Game	193.0	239.5
Sacked/Yards Lost	28/174	39/247
Gross Yards	3262	4079
Att./Comp.	484/307	554/307
Completion Pct.	55.2	55.4
Had Intercepted	25	26
<b>PUNTS/AVERAGE</b>	<b>72/39.5</b>	<b>67/39.6</b>
<b>NET PUNTING AVG.</b>	<b>72/33.4</b>	<b>67/34.6</b>
<b>PENALTIES/YARDS</b>	<b>95/846</b>	<b>95/802</b>
<b>FUMBLES/BALL LOSS</b>	<b>23/17</b>	<b>24/12</b>
<b>TOUCHDOWNS</b>	<b>45</b>	<b>43</b>
Rushing	22	21
Passing	21	21
Returns	2	1

RUSHING	No	Yds	Avg	Lg	TD
Anderson	274	1275	4.7	73	11
Muster	82	327	4.0	20	5
Harbaugh	45	276	6.1	26t	3
Sanders	41	127	3.1	19	0
Gentry	17	106	6.2	29	0
Tomczak	24	71	3.0	18	1
Suhey	20	51	2.6	8	1
Green	5	46	9.2	37t	1
Morris	1	14	14.0	14	0
Taylor	2	7	3.5	7	0
Buford	1	6	6.0	6	0
McKinnon	3	5	1.7	3	0
Thornton	1	4	4.0	4	0
<b>BEARS</b>	<b>516</b>	<b>2287</b>	<b>4.4</b>	<b>73</b>	<b>22</b>
<b>OPPONENTS</b>	<b>446</b>	<b>1897</b>	<b>4.3</b>	<b>68t</b>	<b>21</b>

RECEIVING	No	Yds	Avg	Lg	TD
Anderson	50	434	8.7	49t	4
Gentry	39	463	11.9	79t	1
Muster	32	259	8.1	25	3
Morris	30	486	16.2	58t	1
McKinnon	28	418	14.9	41	3
Davis	26	397	15.3	52t	3
Thornton	24	392	16.3	36t	3
Boso	17	182	10.7	43	1
Suhey	9	73	8.1	22	1
Green	5	48	9.6	21	0
Kozlowski	3	74	24.7	55	0
Sanders	3	28	9.3	16t	1
Waddle	1	8	8.0	8	0
<b>BEARS</b>	<b>267</b>	<b>3262</b>	<b>12.2</b>	<b>79t</b>	<b>21</b>
<b>OPPONENTS</b>	<b>307</b>	<b>4079</b>	<b>13.3</b>	<b>97t</b>	<b>21</b>

PASSING	Att	Cmp	Yds	Cmp%	Yd/Att	TD	TD%	Int	Int%	Lg	Sack/Lost	Rating
Tomczak	306	156	2058	51.0	6.73	16	5.2	16	5.2	79t	10/68	68.2
Harbaugh	178	111	1204	62.4	6.76	5	2.8	9	5.1	49t	18/106	70.5
<b>BEARS</b>	<b>484</b>	<b>267</b>	<b>3262</b>	<b>55.2</b>	<b>6.74</b>	<b>21</b>	<b>4.3</b>	<b>25</b>	<b>5.2</b>	<b>79t</b>	<b>28/174</b>	<b>69.1</b>
<b>OPPONENTS</b>	<b>554</b>	<b>307</b>	<b>4079</b>	<b>55.4</b>	<b>7.36</b>	<b>21</b>	<b>3.8</b>	<b>26</b>	<b>4.7</b>	<b>97t</b>	<b>39/247</b>	<b>72.0</b>

USUAL STARTERS		RANKINGS (Top 10)	
<b>Offense</b>	<b>Defense</b>	<b>Team Stats</b>	<b>Bears</b>
WR.....Ron Morris	RE.....Richard Dent	Total Yards.....	5375
LT.....Jim Covert	RT.....William Perry	Rushing Yards.....	2287
LG.....Mark Bortz	LT.....Steve McMichael	Passing Yards.....	3088
C.....Jay Hilgenberg	LE.....Trace Armstrong	Points Scored.....	358
RG.....Tom Thayer	WLB.....John Roper		
RT.....Keith Van Horne	MLB.....Mike Singletary		
TE.....Jim Thornton	SLB.....Ron Rivera		
WR.....Dennis McKinnon	RCB.....Vestee Jackson		
QB.....Mike Tomczak	LCB.....Donnell Woolford		
RB.....Neal Anderson	SS.....Dave Duerson		
FB.....Brad Muster	FS.....Shaun Gayle		
		<b>Opp</b>	<b>Avg</b>
		Total Yards.....	5729
		Rushing Yards.....	1897
		Passing Yards.....	3832
		Points Scored.....	377



## 1990 CHICAGO BEARS STATISTICS

**Record: 11-5, .688**

**1st Place, NFC Central**

**Head Coach: Mike Ditka**

09/09W	17-0	SEATTLE	64,400
09/16 W	31-13	at Green Bay	58,938
09/23 W	19-16	MINNESOTA	65,420
09/30 L	10-24	at L.A. Raiders	80,156
10/07 W	27-13	GREEN BAY	59,929
10/14 W	38-9	L.A. RAMS	59,383
10/28 W	31-21	at Phoenix	71,233
11/04 W	26-6	at Tampa Bay	68,555
11/11 W	30-24	ATLANTA	62,855
11/18 W	16-13	ot at Denver	75,013
11/25 L	13-41	at Minnesota	58,866
12/02 W	23-17	ot DETROIT	62,313
12/09 L	9-10	at Washington	53,920
12/16 L	21-38	at Detroit	67,759
12/23 W	27-14	TAMPA BAY	46,456
12/29 L	10-21	KANSAS CITY	60,262

### PLAYOFFS

01/06 W	16-6	NEW ORLEANS	60,767
01/13 L	3-31	at N.Y. Giants	77,025

Bears		Opp
<b>TOTAL FIRST DOWNS</b>	<b>295</b>	<b>256</b>
Rushing	142	102
Passing	134	136
Penalty	19	18
3rd Down: Made/Att	81/221	65/188
3rd Down Pct.	36.7	34.6
4th Down: Made/Att	5/13	6/11
4th Down Pct.	38.5	54.5
<b>POSSESSION AVG.</b>	<b>33:06</b>	<b>26:54</b>
<b>TOTAL NET YARDS</b>	<b>4980</b>	<b>4492</b>
Avg. Per Game	311.3	280.8
Total Plays	1024	927
Avg. Per Play	4.9	4.8
<b>NET YARDS RUSHING</b>	<b>2436</b>	<b>1572</b>
Avg. Per Game	152.3	98.3
Total Rushes	551	391
<b>NET YARDS PASSING</b>	<b>2544</b>	<b>2920</b>
Avg. Per Game	159.0	182.5
Sacked/Yards Lost	43/283	41/300
Gross Yards	2827	3220
Att./Comp.	430/229	495/258
Completion Pct.	53.3	52.1
Had Intercepted	12	31
<b>PUNTS/AVERAGE</b>	<b>78/39.4</b>	<b>74/37.9</b>
<b>NET PUNTING AVG.</b>	<b>78/33.5</b>	<b>74/31.7</b>
<b>PENALTIES/YARDS</b>	<b>75/615</b>	<b>84/676</b>
<b>FUMBLES/BALL LOST</b>	<b>29/14</b>	<b>38/14</b>
<b>TOUCHDOWNS</b>	<b>39</b>	<b>31</b>
Rushing	22	10
Passing	14	19
Returns	3	2

PASSING	Att	Cmp	Yds	Cmp%/Yd	Att	TD	TD%	Int	Int%	Lg	Sack/Lost	Rating
Harbaugh	312	180	2178	57.7	6.96	10	3.2	6	1.9	80t	31/206	81.9
Tomczak	104	39	521	37.5	5.01	3	2.9	5	4.6	48	11/70	43.8
Willis	13	9	106	69.2	8.15	1	7.7	1	7.7	18	1/7	87.3
Bailey	1	1	22	100.0	22.00	0	0.0	0	0.0	22	0/0	118.8
<b>BEARS</b>	<b>430</b>	<b>229</b>	<b>2827</b>	<b>53.3</b>	<b>6.57</b>	<b>14</b>	<b>3.3</b>	<b>12</b>	<b>2.8</b>	<b>80t</b>	<b>43/283</b>	<b>73.1</b>
<b>OPPONENTS</b>	<b>495</b>	<b>258</b>	<b>3220</b>	<b>52.1</b>	<b>6.51</b>	<b>19</b>	<b>3.8</b>	<b>31</b>	<b>6.3</b>	<b>76t</b>	<b>41/300</b>	<b>59.3</b>

Score by Period	1	2	3	4	OT	Tot
BEARS	54	156	70	59	9	348
OPPONENTS	59	80	53	88	0	280

SCORING	TDs:Ru-Pa-RK-PAT	FG	S	Pts				
Butler	0	0	0	36/37	26/37	0	114	
Anderson	13	10	3	0	0	78		
Muster	6	6	0	0	0	36		
Harbaugh	4	4	0	0	0	24		
Davis	3	0	3	0	0	18		
Morris	3	0	3	0	0	18		
Tomczak	2	2	0	0	0	12		
Gentry	2	0	2	0	0	12		
Boso	1	0	1	0	0	6		
Green	1	0	1	0	0	6		
Thornton	1	0	1	0	0	6		
Jackson	1	0	0	1	0	6		
Dent	1	0	0	1	0	6		
Bailey	1	0	0	1	0	6		
<b>BEARS</b>	<b>39</b>	<b>22</b>	<b>14</b>	<b>3</b>	<b>36/37</b>	<b>26/37</b>	<b>0</b>	<b>248</b>
<b>OPPONENTS</b>	<b>31</b>	<b>10</b>	<b>19</b>	<b>2</b>	<b>28/31</b>	<b>22/28</b>	<b>0</b>	<b>380</b>

RUSHING	No	Yds	Avg	Lg	TD
Anderson	250	1078	4.1	52	10
Muster	141	664	4.7	28	6
Harbaugh	51	321	6.3	17	4
Green	27	126	4.7	14	0
Bailey	26	86	3.3	9	0
Rouse	16	56	3.5	10	0
Gentry	11	43	3.9	11	0
Tomczak	12	41	3.4	14	2
Morris	2	26	13.0	16	0
L. Tate	3	5	1.7	4	0
Perry	1	-1	-1.0	-1	0
Buford	1	-9	-9.0	-9	0
<b>BEARS</b>	<b>551</b>	<b>2436</b>	<b>4.4</b>	<b>52</b>	<b>22</b>
<b>OPPONENTS</b>	<b>391</b>	<b>1572</b>	<b>4.0</b>	<b>25</b>	<b>10</b>

RECEIVING	No	Yds	Avg	Lg	TD
Muster	47	452	9.6	48	0
Anderson	42	484	11.5	50t	3
Davis	39	572	14.7	51	3
Morris	31	437	14.1	67t	3
Gentry	23	320	13.9	80t	2
Thornton	19	254	13.4	32	1
Boso	11	135	12.3	25	1
Kozlowski	7	83	11.9	32	0
Green	4	26	6.5	10t	1
Waddle	2	32	16.0	23	0
Smith	2	20	10.0	12	0
Coley	1	7	7.0	7	0
Tomczak	1	5	5.0	5	0
<b>BEARS</b>	<b>229</b>	<b>2827</b>	<b>12.3</b>	<b>80t</b>	<b>14</b>
<b>OPPONENTS</b>	<b>258</b>	<b>3220</b>	<b>12.5</b>	<b>76t</b>	<b>19</b>

PUNTING	No	Yds	Avg	Net	TB	In	Lg	B
Buford	76	3073	40.4	33.5	7	22	59	2
<b>BEARS</b>	<b>78</b>	<b>3073</b>	<b>39.4</b>	<b>33.5</b>	<b>7</b>	<b>22</b>	<b>59</b>	<b>2</b>
<b>OPPONENTS</b>	<b>74</b>	<b>2804</b>	<b>37.9</b>	<b>31.7</b>	<b>3</b>	<b>13</b>	<b>56</b>	<b>0</b>

INTS	No	Yds	Avg	Lg	TD
Carrier	10	39	3.9	14	0
Stinson	6	66	11.0	30	0
Dent	3	21	7.0	15	0
Woodford	3	18	6.0	9	0
Paul	2	49	24.5	26	0
Rivera	2	13	6.5	13	0
Morrissey	2	12	6.0	12	0
Gayle	2	5	2.5	5	0
Jackson	1	45	45.0	45t	1
<b>BEARS</b>	<b>31</b>	<b>268</b>	<b>8.6</b>	<b>45t</b>	<b>1</b>
<b>OPPONENTS</b>	<b>12</b>	<b>164</b>	<b>13.7</b>	<b>46</b>	<b>0</b>

KO RETURNS	No	Yds	Avg	Lg	TD
Bailey	23	363	15.8	30	0
Gentry	18	388	21.6	59	0
Green	7	112	16.0	20	0
Rouse	3	17	5.7	10	0
Ryan	1	-1	-1.0	-1	0
L. Tate	1	0	0.0	0	0
<b>BEARS</b>	<b>54</b>	<b>879</b>	<b>16.3</b>	<b>59</b>	<b>0</b>
<b>OPPONENTS</b>	<b>73</b>	<b>1494</b>	<b>20.5</b>	<b>64</b>	<b>0</b>

PUNT RET.	Ret	FC	Yds	Avg	Lg	TD
Bailey	36	13	399	11.1	95t	1
<b>BEARS</b>	<b>36</b>	<b>13</b>	<b>399</b>	<b>11.1</b>	<b>95t</b>	<b>1</b>
<b>OPPONENTS</b>	<b>39</b>	<b>6</b>	<b>322</b>	<b>8.2</b>	<b>30</b>	<b>0</b>

FGs	1-19	20-29	30-39	40-49	50+
Butler	1/1	8/8	5/8	8/13	4/7
<b>BEARS</b>	<b>1/1</b>	<b>8/8</b>	<b>5/8</b>	<b>8/13</b>	<b>4/7</b>
<b>OPPONENTS</b>	<b>1/1</b>	<b>8/8</b>	<b>10/14</b>	<b>3/4</b>	<b>0/1</b>
Butler:(47G,57N)(41G)(23G,51G,32G,36N,52G)(22G)(50G,32N,51G)(27G)(33G)(51N,30G,22G,40N)(21G)(37G,32G,41N,44G)(40G,43G,41N)(35N,19G)(29G,23G,46G,46N)(50N)(42N,46G,43G)(24G)					
<b>OPPONENTS:</b> (1)(37G,37C)(26G,24G,22G)(27G,36N)(38G,27G)(35G)(36N)(42N,36G)(27G,24G)(41G,45G)(34G,35N)(54N,35G)(26G)(39N)(19G,30G,43G,32G,38G)					

DEFENSE	(Top 10)	T	S	A	FF	FR	PD	Sa	Int
Singletary	151	67	84	0	2	4	1	0	0
Gayle	125	73	58	4	1	13	1	0	2
Carrier	122	55	67	5	2	20	0	0	10
Morrissey	109	54	55	1	2	9	0	2	0
Armstrong	82	33	49	2	2	4	10	0	0
Dent	81	43	38	2	3	13	12	0	3
McMichael	71	39	32	0	0	4	4	0	0
Perry	70	40	30	2	0	0	4	0	0
Woodford	70	38	32	0	0	13	2	3	0
Rivera	64	24	40	2	1	4	0	0	2
<b>SACKS:</b> Dent 12.0, Armstrong 10.0, McMichael 4.0, Perry 4.0, Cox 3.0, Jones 2.0, Woodford 2.0, Pruitt 1.0, Singletary 1.0, Gayle 1.0, Roper 1.0									
<b>TEAM 41.0, OPPONENTS 43.0</b>									

### USUAL STARTERS

Offense	Defense
WR.....Wendell Davis	RE.....Richard Dent
LT.....Jim Covert	RT.....Dan Hampton
LG.....Mark Bortz	LT.....William Perry
C.....Jay Hilgenberg	LE.....Trace Armstrong
RG.....Tom Thayer	WLB.....Ron Rivera
RT.....Keith Van Horne	MLB.....Mike Singletary
TE.....Jim Thornton	SLB.....Jim Morrissey
WR.....Ron Morris	RCB.....Lemuel Stinson
QB.....Jim Harbaugh	LCB.....Donnell Woolford
RB.....Neal Anderson	SS.....Shaun Gayle
FB.....Brad Muster	FS.....Mark Carrier

### RANKINGS

Team Stats	Bears	Avg	Rank
Total Yards	4980	311.3	13
Rushing Yards	2436	152.3	2
Passing Yards	2544	159.0	28
Points Scored	348	21.8	-
Opp		Avg	Rank
Total Yards	4492	280.8	6
Rushing Yards	1572	98.3	7
Passing Yards	2920	182.5	10
Points Scored	280	17.5	-



# 1991 CHICAGO BEARS STATISTICS

**Record: 11-5, .688**

**2nd Place, NFC Central**

**Head Coach: Mike Ditka**

Date	Result	Opponent	Score
09/01 W	10-6	MINNESOTA	64,112
09/08 W	21-20	at Tampa Bay	65,625
09/15 W	20-17	N.Y. GIANTS	64,829
09/23 W	19-13	at N.Y. JETS	65,255
09/29 L	20-35	at Buffalo	80,366
10/06 L	7-35	WASHINGTON	64,941
10/17 W	10-0	at Green Bay	58,435
10/27 W	20-17	at New Orleans	68,591
11/03 W	20-10	DETROIT	57,281
11/11 W	34-17	at Minnesota	59,001
11/17 W	31-17	at Indianapolis	60,519
11/24 L	13-16	MIAMI	58,288
11/28 L	6-16	at Detroit	78,879
12/08 W	27-13	GREEN BAY	62,353
12/14 W	27-0	TAMPA BAY	54,719
12/23 L	14-52	at San Francisco	60,419

**PLAYOFFS**

12/29 L	13-17	DALLAS	62,594
---------	-------	--------	--------

	Bears	Opp
<b>TOTAL FIRST DOWNS</b>	<b>317</b>	<b>254</b>
Rushing	120	77
Passing	168	164
Penalty	29	13
3rd Down: Made/Att	95/221	69/208
3rd Down Pct.	43.0	33.2
4th Down: Made/Att	7/18	10/21
4th Down Pct.	38.9	47.6
<b>POSSESSION AVG.</b>	<b>33:01</b>	<b>26:59</b>
<b>TOTAL NET YARDS</b>	<b>5069</b>	<b>4507</b>
Avg. Per Game	316.8	281.7
Total Plays	1025	942
Avg. Per Play	4.9	4.8
<b>NET YARDS RUSHING</b>	<b>1949</b>	<b>1580</b>
Avg. Per Game	121.8	98.8
Total Rushes	502	389
<b>NET YARDS PASSING</b>	<b>3120</b>	<b>2927</b>
Avg. Per Game	195.0	182.9
Sacked/Yards Lost	26/172	40/257
Gross Yards	3292	3184
Att./Comp.	497/286	513/286
Completion Pct.	57.5	55.8
Had Intercepted	17	17
<b>PUNTS/AVERAGE</b>	<b>70/40.2</b>	<b>81/41.3</b>
<b>NET PUNTING AVG.</b>	<b>70/35.0</b>	<b>81/35.8</b>
<b>PENALTIES/YARDS</b>	<b>79/657</b>	<b>94/891</b>
<b>FUMBLES/BALL LOST</b>	<b>25/16</b>	<b>25/13</b>
<b>TOUCHDOWNS</b>	<b>35</b>	<b>29</b>
Rushing	18	9
Passing	16	19
Returns	1	1

PASSING	Att	Cmp	Yds	Cmp%	Yd/Att	TD	TD%	Int	Int%	Lg	Sack/Lost	Rating
Harbaugh	478	275	3121	57.5	6.53	15	3.1	16	3.3	84t	24/163	73.7
Willis	18	11	171	61.1	9.50	1	5.6	1	5.6	42	2/9	88.0
Anderson	1	0	0	0.0	0.00	0	0.0	0	0.0	0	0/0	39.6
<b>BEARS</b>	<b>497</b>	<b>286</b>	<b>3292</b>	<b>57.5</b>	<b>6.62</b>	<b>16</b>	<b>3.2</b>	<b>17</b>	<b>3.4</b>	<b>84t</b>	<b>26/172</b>	<b>74.1</b>
<b>OPPONENTS</b>	<b>513</b>	<b>286</b>	<b>3184</b>	<b>55.8</b>	<b>6.21</b>	<b>19</b>	<b>3.7</b>	<b>17</b>	<b>3.3</b>	<b>77t</b>	<b>40/257</b>	<b>72.9</b>

Score by Period	1	2	3	4	OT	Tot
BEARS	40	96	71	86	6	299
OPPONENTS	57	72	51	86	3	269

SCORING	TDs:Ru-Pa-RK-PAT	FG	S	Pts				
Butler	0	0	0	0	32/34	19/29	0	89
Anderson	9	6	3	0	0	0	54	
Muster	7	6	1	0	0	0	42	
Davis	6	0	6	0	0	0	36	
Green	3	3	0	0	0	0	18	
Waddle	3	0	3	0	0	0	18	
Harbaugh	2	2	0	0	0	0	12	
Morgan	2	0	2	0	0	0	12	
Bailey	1	1	0	0	0	0	6	
Stinson	1	0	1	0	0	0	6	
Thornton	1	0	1	0	0	0	6	
<b>BEARS</b>	<b>35</b>	<b>18</b>	<b>16</b>	<b>1</b>	<b>32/34</b>	<b>19/29</b>	<b>0</b>	<b>299</b>
<b>OPPONENTS</b>	<b>29</b>	<b>9</b>	<b>19</b>	<b>1</b>	<b>29/29</b>	<b>22/30</b>	<b>0</b>	<b>269</b>

RUSHING	No	Yds	Avg	Lg	TD
Anderson	210	747	3.6	42t	6
Muster	90	412	4.6	24	6
Harbaugh	70	338	4.8	20	2
Green	61	217	3.6	18	3
Rouse	27	74	2.7	10	0
Gentry	9	58	6.4	17	0
Bailey	15	43	2.9	11	1
Lewis	15	36	2.4	9	0
Morgan	3	18	6.0	13	0
Willis	2	5	3.0	8	0
<b>BEARS</b>	<b>502</b>	<b>1949</b>	<b>3.9</b>	<b>42t</b>	<b>18</b>
<b>OPPONENTS</b>	<b>389</b>	<b>1580</b>	<b>4.1</b>	<b>64t</b>	<b>9</b>

RECEIVING	No	Yds	Avg	Lg	TD
Davis	61	945	15.5	75t	6
Waddle	55	599	10.9	37t	3
Anderson	47	368	7.8	26t	3
Muster	35	287	8.2	21	1
Thornton	17	278	16.4	33	1
Gentry	16	149	9.3	18	0
Rouse	15	93	6.2	14	0
Morgan	13	211	16.2	84t	2
Morris	8	147	18.4	33	0
Jennings	8	109	13.6	19	0
Green	6	54	9.0	15	0
Boso	3	36	12.0	22	0
Kozlowski	2	16	8.0	11	0
<b>BEARS</b>	<b>286</b>	<b>3292</b>	<b>11.5</b>	<b>84t</b>	<b>16</b>
<b>OPPONENTS</b>	<b>286</b>	<b>3184</b>	<b>11.1</b>	<b>77t</b>	<b>19</b>

PUNTING	No	Yds	Avg	Net	TB	In	Lg	B
Buford	69	2814	40.8	35.0	8	13	64	1
<b>BEARS</b>	<b>70</b>	<b>2814</b>	<b>40.2</b>	<b>35.0</b>	<b>8</b>	<b>13</b>	<b>64</b>	<b>1</b>
<b>OPPONENTS</b>	<b>81</b>	<b>3343</b>	<b>41.3</b>	<b>35.8</b>	<b>5</b>	<b>26</b>	<b>61</b>	<b>0</b>

INTS	No	Yds	Avg	Lg	TD
Stinson	4	69	17.3	34t	1
Paul	3	21	7.0	10	0
Carrier	2	54	27.0	39	0
Tate	2	35	17.5	28	0
Woolford	2	21	10.5	16	0
Gayle	1	11	11.0	11	0
Mangum	1	5	5.0	5	0
Morrissey	1	5	5.0	5	0
Dent	1	4	4.0	4	0
<b>BEARS</b>	<b>17</b>	<b>225</b>	<b>13.2</b>	<b>39</b>	<b>1</b>
<b>OPPONENTS</b>	<b>17</b>	<b>145</b>	<b>8.5</b>	<b>23</b>	<b>0</b>

KO RETURNS	No	Yds	Avg	Lg	TD
Bailey	16	311	19.4	31	0
Gentry	13	227	17.5	27	0
Morgan	4	69	17.3	29	0
Green	4	69	17.3	29	0
Lewis	2	13	6.5	13	0
Rouse	2	10	5.0	10	0
<b>BEARS</b>	<b>45</b>	<b>763</b>	<b>17.0</b>	<b>31</b>	<b>0</b>
<b>OPPONENTS</b>	<b>58</b>	<b>1134</b>	<b>19.6</b>	<b>47</b>	<b>0</b>

PUNT RET.	Ret	FC	Yds	Avg	Lg	TD
Bailey	36	11	281	7.8	37	0
Waddle	5	3	31	6.2	11	0
Green	3	1	9	3.0	8	0
Morgan	3	0	19	6.3	11	0
<b>BEARS</b>	<b>47</b>	<b>15</b>	<b>340</b>	<b>7.2</b>	<b>37</b>	<b>0</b>
<b>OPPONENTS</b>	<b>28</b>	<b>12</b>	<b>205</b>	<b>7.3</b>	<b>18</b>	<b>0</b>

FGs	1-9	20-29	30-39	40-49	50+
Butler	1/1	9/11	3/5	5/9	1/3
<b>BEARS</b>	<b>1/1</b>	<b>9/11</b>	<b>3/5</b>	<b>5/9</b>	<b>1/3</b>
<b>OPPONENTS</b>	<b>1/1</b>	<b>9/10</b>	<b>7/9</b>	<b>3/7</b>	<b>2/3</b>
Butler:(27N,22G)0(46G,20G)(33G,45N,44G)					
(28G,42G)0(22G,46N)(34G,48G,51N)					
(21G,25G,43N)(50G,41G,35N)(21G)					
(32G,19G,24N,50N)(27G,22G,37N)0(41N)0					
<b>OPPONENTS:(26G,24G)(31G,49N,36G)</b>					
<b>(43N,35G,35N)(19G,37N,34G,28N)(49N)</b>					
<b>(47G,54N,23G)0(60G)(31G)(20G)(47G)</b>					
<b>(35G,22G,27G)(21G,50G,37G)(25G,25G,49N)0(41G)</b>					

DEFENSE	(Top 10)	T	S	A	FF	FR	PD	Sa	Int
Singletary	124	53	71	0	0	0	0	0	0
Morrissey	96	45	51	0	0	4	0	0	1
McMichael	94	48	46	2	2	4	9	0	0
Carrier	93	41	52	1	1	12	0	2	2
Roper	90	47	43	0	0	8	8	0	0
Dent	84	50	34	0	1	7	10	5	1
Perry	80	49	31	3	0	1	5	5	0
Woolford	77	52	25	0	1	19	1	0	2
Paul	75	32	43	0	0	6	0	0	3
Mangum	68	49	19	1	1	7	1	0	1

SACKS	Dent	Roper	Perry	Armstrong	Williams	Cox
8.0, Perry 5.5, Armstrong 1.5, Ryan 1.5, Cox 1.0, Woolford 1.0, Mangum 1.0, Williams 1.0						
<b>TEAM 40.0, OPPONENTS 26.0</b>						

USUAL STARTERS		RANKINGS	
<b>Offense</b>	<b>Defense</b>	<b>Team Stats</b>	<b>Bears Avg Rank</b>
WR.....Wendell Davis	RE.....Richard Dent	Total Yards.....	5069.....316.8.....11
LT.....John Wojciechowski	RT.....William Perry	Rushing Yards.....	1949.....121.8.....9
LG.....Mark Bortz	LT.....Steve McMichael	Passing Yards.....	3120.....195.0.....13
C.....Jay Hilgenberg	LE.....Trace Armstrong	Points Scored.....	299.....18.7.....-
RG.....Tom Thayer	WLB.....John Roper		
RT.....Keith Van Horne	MLB.....Mike Singletary	<b>Opp Avg Rank</b>	
TE.....Jim Thornton	SLB.....Jim Morrissey	Total Yards.....	4507.....281.7.....4
WR.....Tom Waddle	RCB.....Lemuel Stinson	Rushing Yards.....	1580.....98.8.....10
QB.....Jim Harbaugh	LCB.....Donnell Woolford	Passing Yards.....	2927.....182.9.....81
RB.....Neal Anderson	SS.....Shaun Gayle	Points Scored.....	269.....16.8.....-
FB.....Brad Muster	FS.....Mark Carrier		



## 1992 CHICAGO BEARS STATISTICS

**Record: 5-11, .313**  
**T-3rd Place, NFC Central**  
**Head Coach: Mike Ditka**

09/06W 27-24	DETROIT	63,672
09/13 L 6-28	at New Orleans	68,591
09/21 L 14-21	N.Y. GIANTS	63,444
09/27 W 41-37	ATLANTA	63,528
10/04 L 20-21	at Minnesota	60,992
10/18 W 31-14	TAMPA BAY	61,412
10/25 W 30-10	at Green Bay	59,435
11/02 L 10-38	MINNESOTA	61,257
11/08 L 28-31	at CINCINNATI	56,120
11/15 L 17-20	at Tampa Bay	69,102
11/22 L 3-17	GREEN BAY	56,170
11/29 L 14-27	at Cleveland	73,578
12/07 L 7-24	at Houston	62,193
12/13 W 30-6	PITTSBURGH	52,904
12/20 L 3-16	at Detroit	72,777
12/27 L 14-27	at Dallas	63,101

Bears		Opp
<b>TOTAL FIRST DOWNS</b>	<b>282</b>	<b>274</b>
Rushing	101	109
Passing	157	144
Penalty	24	21
3rd Down: Made/Att	72/198	69/194
3rd Down Pct.	36.4	35.6
4th Down: Made/Att	5/16	9/20
4th Down Pct.	31.3	45.0

<b>POSSESSION AVG.</b>	<b>29:15</b>	<b>30:45</b>
<b>TOTAL NET YARDS</b>	<b>4941</b>	<b>4952</b>
Avg. Per Game	308.8	309.5
Total Plays	951	953
Avg. Per Play	5.2	5.2

<b>NET YARDS RUSHING</b>	<b>1871</b>	<b>1948</b>
Avg. Per Game	116.9	121.8
Total Rushes	427	468

<b>NET YARDS PASSING</b>	<b>3070</b>	<b>3004</b>
Avg. Per Game	191.9	187.8
Sacked/Yards Lost	45/264	43/286
Gross Yards	3334	3290
Att./Comp.	479/266	442/261
Completion Pct.	55.5	59.0
Had Intercepted	24	14

<b>PUNTS/AVERAGE</b>	<b>79/42.9</b>	<b>70/40.4</b>
<b>NET PUNTING AVG.</b>	<b>79/36.2</b>	<b>70/35.2</b>

<b>PENALTIES/YARDS</b>	<b>93/776</b>	<b>90/780</b>
<b>FUMBLES/BALL LOST</b>	<b>33/10</b>	<b>34/16</b>

<b>TOUCHDOWNS</b>	<b>34</b>	<b>43</b>
Rushing	15	14
Passing	17	20
Returns	2	9

PASSING	Att	Cmp	Yds	Cmp%	Yd/Att	TD	TD%	Int	Int%	Lg	Sack/Lost	Rating
Harbaugh	358	202	2468	56.4	6.94	13	3.6	12	3.4	83t	31/167	76.2
Willis	92	54	716	58.7	7.78	4	4.3	8	8.7	68t	10/58	61.7
Furrer	25	9	89	36.0	3.56	0	0.0	3	12.0	16	4/39	7.3
Gardocki	3	1	43	33.3	14.33	0	0.0	0	0.0	43	0/0	81.9
Muster	1	0	0	0.0	0.00	0	0.0	1	100.0	0	0/0	0.0
<b>BEARS</b>	<b>479</b>	<b>266</b>	<b>3334</b>	<b>55.5</b>	<b>6.96</b>	<b>17</b>	<b>3.5</b>	<b>24</b>	<b>5.0</b>	<b>83t</b>	<b>45/264</b>	<b>68.3</b>
<b>OPPONENTS</b>	<b>5442</b>	<b>261</b>	<b>3290</b>	<b>59.0</b>	<b>7.44</b>	<b>20</b>	<b>4.5</b>	<b>14</b>	<b>3.2</b>	<b>72t</b>	<b>43/286</b>	<b>84.2</b>

Score by Period	1	2	3	4	OT	Tot
BEARS	57	98	51	89	0	295
OPPONENTS	58	83	93	124	3	361

SCORING	TDs:Ru-Pa-RK-PAT	FG	5	Pts				
Butler	0	0	0	0	34/34	19/26	0	91
Anderson	11	5	6	0	0	0	0	66
Lewis	5	4	0	1	0	0	0	30
Muster	5	3	2	0	0	0	0	30
Waddle	4	0	4	0	0	0	24	24
Davis	2	0	2	0	0	0	12	12
Green	2	2	0	0	0	0	12	12
Morgan	2	0	2	0	0	0	12	12
Harbaugh	1	1	0	0	0	0	6	6
Jennings	1	0	1	0	0	0	6	6
Zorich	1	0	0	1	0	0	6	6
<b>BEARS</b>	<b>34</b>	<b>15</b>	<b>17</b>	<b>234/34</b>	<b>19/26</b>	<b>0</b>	<b>295</b>	
<b>OPPONENTS</b>	<b>43</b>	<b>14</b>	<b>20</b>	<b>943/43</b>	<b>20/25</b>	<b>0</b>	<b>361</b>	

RUSHING	No	Yds	Avg	Lg	TD
Anderson	156	582	3.7	49t	5
Muster	98	414	4.2	35	3
Lewis	90	382	4.2	33	4
Harbaugh	47	272	5.8	17	1
Green	23	107	4.7	18	2
Morgan	3	68	22.7	35	0
Davis	4	42	10.5	21	0
Gentry	5	2	0.4	3	0
Willis	1	2	2.0	2	0
<b>BEARS</b>	<b>427</b>	<b>1871</b>	<b>4.4</b>	<b>49t</b>	<b>15</b>
<b>OPPONENTS</b>	<b>468</b>	<b>1948</b>	<b>4.2</b>	<b>44</b>	<b>14</b>

RECEIVING	No	Yds	Avg	Lg	TD
Davis	54	734	13.6	40	2
Waddle	46	674	14.7	68t	4
Anderson	42	399	9.5	30t	6
Muster	34	389	11.4	44t	2
Jennings	23	264	11.5	23	1
Lewis	18	175	9.7	30	0
Morgan	14	323	23.1	83t	2
Gentry	12	114	9.5	18	0
Green	7	85	12.1	43	0
Wright	5	56	11.2	24	0
Blackwell	5	54	10.8	18	0
Morris	4	44	11.0	26	0
Wagner	1	16	16.0	16	0
Kozlowski	1	7	7.0	7	0
<b>BEARS</b>	<b>266</b>	<b>3334</b>	<b>12.5</b>	<b>83t</b>	<b>17</b>
<b>OPPONENTS</b>	<b>261</b>	<b>3290</b>	<b>12.6</b>	<b>72t</b>	<b>20</b>

PUNTING	No	Yds	Avg	Net	TB	In	Lg	B
Gardocki	79	3393	42.9	36.2	9	19	61	0
<b>BEARS</b>	<b>79</b>	<b>3393</b>	<b>42.9</b>	<b>36.2</b>	<b>9</b>	<b>19</b>	<b>61</b>	<b>0</b>
<b>OPPONENTS</b>	<b>70</b>	<b>2840</b>	<b>40.6</b>	<b>35.2</b>	<b>10</b>	<b>18</b>	<b>61</b>	<b>1</b>

INTS	No	Yds	Avg	Lg	TD
Woolford	7	67	9.6	32	0
Stinson	2	43	23.0	46	0
Gayle	2	39	19.5	30	0
Morrissey	1	22	22.0	22	0
Paul	1	10	10.0	10	0
Singletary	1	4	4.0	4	0
<b>BEARS</b>	<b>14</b>	<b>188</b>	<b>13.4</b>	<b>46</b>	<b>0</b>
<b>OPPONENTS</b>	<b>24</b>	<b>612</b>	<b>25.5</b>	<b>92t</b>	<b>6</b>

KO RETURNS	No	Yds	Avg	Lg	TD
Lewis	23	511	22.2	97t	1
Gentry	16	330	20.6	66	0
Green	11	224	20.4	29	0
Morgan	4	71	17.8	30	0
Leeuwenburg	1	7	7.0	7	0
Rivera	1	0	0.0	0	0
<b>BEARS</b>	<b>56</b>	<b>1143</b>	<b>20.4</b>	<b>97t</b>	<b>1</b>
<b>OPPONENTS</b>	<b>50</b>	<b>1027</b>	<b>20.5</b>	<b>55</b>	<b>0</b>

PUNT RET.	Ret	FC	Yds	Avg	Lg	TD
Woolford	12	3	127	10.6	36	0
Waddle	8	10	28	3.5	13	0
Morgan	3	1	21	7.0	13	0
<b>BEARS</b>	<b>23</b>	<b>14</b>	<b>176</b>	<b>7.7</b>	<b>36</b>	<b>0</b>
<b>OPPONENTS</b>	<b>38</b>	<b>15</b>	<b>351</b>	<b>9.2</b>	<b>175</b>	<b>1</b>

FGs	1-9	10-19	20-29	30-39	40-49	50+			
Butler	1/1	8/8	9/10	0/4	1/3				
<b>BEARS</b>	<b>1/1</b>	<b>8/8</b>	<b>9/10</b>	<b>0/4</b>	<b>1/3</b>				
<b>OPPONENTS</b>	<b>1/1</b>	<b>4/6</b>	<b>11/11</b>	<b>3/5</b>	<b>1/2</b>				
Butler:	(34G, 41N, 38G)	(39G, 30G, 37N)	(0)(20G, 21G)	(50G, 37G)	(55N, 26G)	(18G, 30G, 21G)	(28G)	(47N, 52N)	
	(45N, 27G, 44N)	(36G)	(0)(37G, 26G, 38G)	(24G)	(0)				
<b>OPPONENTS</b>	<b>(38G)</b>	<b>(42N)</b>	<b>(50N, 31G, 32G)</b>	<b>(46G)</b>	<b>(0)(51G, 28N)</b>	<b>(28G)</b>	<b>(36G)</b>	<b>(31G, 40G)</b>	<b>(39G)</b>
	<b>(27G, 43G, 42N)</b>	<b>(19G)</b>	<b>(38G, 22G)</b>	<b>(38G, 30G)</b>	<b>(28N, 21G, 34G)</b>				

DEFENSE	Top 10	T	S	A	FF	FR	PD	Sa	Int
Singletary	135	65	70	2	0	4	1.0	1.0	1.0
Morrissey	115	56	59	0	0	4	1.0	1.0	1.0
Gayle	100	48	52	0	3	6	0.0	2.0	0.0
Woolford	94	69	25	2	0	27	0.0	2.0	0.0
Roper	94	54	40	0	2	2	2.5	0.0	0.0
McMichael	89	49	40	4	2	2	10.5	0.0	0.0
Carrier	89	43	46	1	2	10	0.0	0.0	0.0
Dent	82	46	36	6	1	3	8.5	0.0	0.0
Armstrong	75	40	35	1	1	0	6.5	0.0	0.0
Cox	56	23	33	1	1	0	1.0	0.0	0.0

<b>SACKS:</b> McMichael 10.5, Dent 8.5, Armstrong 6.5, Spellman 4.0, Ryan 3.0, Roper 2.5, Perry 2.0, Zorich 2.0, Cox 1.0, Morrissey 1.0, Rivera 1.0, Singletary 1.0
<b>TEAM</b> 43.0, <b>OPPONENTS</b> 45.0

### USUAL STARTERS

Offense	Defense
WR.....Wendell Davis	RE.....Richard Dent
LT.....Troy Auzenne	RT.....William Perry
LG.....Mark Bortz	LT.....Steve McMichael
C.....Jerry Fontenot	LE.....Trace Armstrong
RG.....Tom Thayer	WLB.....John Roper
RT.....Keith Van Horne	MLB.....Mike Singletary
TE.....Keith Jennings	SLB.....Jim Morrissey
WR.....Tom Waddle	RCB.....Lemuel Stinson
QB.....Jim Harbaugh	LCB.....Donnell Woolford
RB.....Neal Anderson	SS.....Shaun Gayle
FB.....Brad Muster	FS.....Mark Carner

### RANKINGS

Team Stats	Bears	Avg	Rank
Total Yards	4941	308.8	8
Rushing Yards	1871	116.9	10
Passing Yards	3070	191.9	14
Points Scored	295	18.4	-
Opp	Avg	Rank	
Total Yards	4952	309.5	17
Rushing Yards	1948	121.8	21
Passing Yards	3004	187.8	15
Points Scored	361	22.6	-

HISTORY





# 1993 CHICAGO BEARS STATISTICS

**Record: 7-9, .438**

**4th Place, NFC Central**

**Head Coach: Dave Wannstedt**

09/05 L	20-26	N.Y. GIANTS	66,900
09/12 L	7-10	at Minnesota	56,285
09/26 W	47-17	TAMPA BAY	58,329
10/03 W	6-0	ATLANTA	57,441
10/10 W	17-6	at Philadelphia	63,601
10/25 L	12-19	MINNESOTA	64,677
10/31 L	3-17	at Green Bay	58,945
11/07 L	14-16	L.A. RAIDERS	59,750
11/14 W	16-13	at San Diego	58,459
11/21 W	19-17	at Kansas City	76,872
11/25 W	10-6	at Detroit	76,699
12/05 W	30-17	GREEN BAY	62,236
12/12 L	10-13	at Tampa Bay	56,667
12/18 L	3-13	DENVER	53,056
12/26 L	14-20	DETROIT	43,443
01/02 L	6-20	at L.A. Rams	39,147

		Bears	Opp
<b>TOTAL FIRST DOWNS</b>		<b>226</b>	<b>290</b>
Rushing		98	112
Passing		113	163
Penalty		15	15
3rd Down: Made/Att	73/211	80/214	
3rd Down Pct.	34.6	37.4	
4th Down: Made/Att	4/14	6/15	
4th Down Pct.	28.6	40.0	
<b>POSSESSION AVG.</b>	<b>28:36</b>	<b>31:24</b>	
<b>TOTAL NET YARDS</b>		<b>3717</b>	<b>4653</b>
Avg. Per Game		232.3	290.8
Total Plays		913	1026
Avg. Per Play		4.1	4.5
<b>NET YARDS RUSHING</b>		<b>1677</b>	<b>1835</b>
Avg. Per Game		104.8	114.7
Total Rushes		477	476
<b>NET YARDS PASSING</b>		<b>2040</b>	<b>2818</b>
Avg. Per Game		127.5	176.1
Sacked/Yards Lost	48/230	46/287	
Gross Yards		2270	3105
Att./Comp.	388/230	504/306	
Completion Pct.	59.3	60.7	
Had Intercepted		16	18
<b>PUNTS/AVERAGE</b>	<b>80/38.5</b>	<b>78/41.4</b>	
<b>NET PUNTING AVG.</b>	<b>80/36.6</b>	<b>78/36.2</b>	
<b>PENALTIES/YARDS</b>	<b>68/587</b>	<b>91/783</b>	
<b>FUMBLES/BALL LOST</b>	<b>29/14</b>	<b>24/12</b>	
<b>TOUCHDOWNS</b>		<b>22</b>	<b>22</b>
Rushing		10	9
Passing		7	12
Returns		5	1

PASSING	Att	Cmp	Yds	Cmp%	Yd/Att	TD	TD%	Int	Int%	Lg	Sack/Lost	Rating
Harbaugh	325	200	2002	61.5	6.16	7	2.2	11	3.4	48	43/210	72.1
Willis	60	30	268	50.0	4.47	0	0.0	5	8.3	29	5/20	27.6
Gardocki	2	0	0	0.0	0.00	0	0.0	0	0.0	0	0/0	39.6
Anderson	1	0	0	0.0	0.00	0	0.0	0	0.0	0	0/0	39.6
<b>BEARS</b>	<b>388</b>	<b>230</b>	<b>2270</b>	<b>59.3</b>	<b>5.85</b>	<b>7</b>	<b>1.8</b>	<b>16</b>	<b>4.1</b>	<b>48</b>	<b>48/230</b>	<b>64.7</b>
<b>OPPONENTS</b>	<b>504</b>	<b>306</b>	<b>3105</b>	<b>60.7</b>	<b>6.16</b>	<b>12</b>	<b>2.4</b>	<b>18</b>	<b>3.6</b>	<b>67</b>	<b>46/287</b>	<b>71.4</b>

Score by Period	1	2	3	4	OT	Tot
BEARS	37	85	56	56	0	234
OPPONENTS	45	83	38	64	0	230

SCORING	TDs	Ru	Pa	RK	PAT	FG	S	Pts
Butler	0	0	0	0	21/22	27/36	0	102
Anderson	4	4	0	0	0	0	0	66
Harbaugh	4	4	0	0	0	0	0	24
Obee	3	0	3	0	0	0	0	18
Baker	2	0	2	0	0	0	0	12
Conway	2	0	2	0	0	0	0	12
Worley LG	2	2	0	0	0	0	0	12
Worley TM	2	2	0	0	0	0	0	12
Carrier	1	0	1	0	0	0	0	6
Jones	1	0	1	0	0	0	0	6
Lincoln	1	0	1	0	0	0	0	6
Waddle	1	0	1	0	0	0	0	6
Wetnight	1	0	1	0	0	0	0	6
<b>BEARS</b>	<b>22</b>	<b>10</b>	<b>7</b>	<b>5</b>	<b>21/22</b>	<b>27/36</b>	<b>0</b>	<b>234</b>
<b>OPPONENTS</b>	<b>22</b>	<b>9</b>	<b>12</b>	<b>1</b>	<b>20/22</b>	<b>26/34</b>	<b>0</b>	<b>230</b>

RUSHING	No	Yds	Avg	Lg	TD
Anderson	202	646	3.2	45	4
Worley LG	120	470	3.9	28	2
Worley TM	110	437	4.0	28	2
Harbaugh	60	277	4.6	25	4
Heyward	68	206	3.0	11	0
Conway	5	44	8.8	18	0
Green	15	29	1.9	10	0
Christian	8	19	2.4	12	0
Lewis	7	13	1.9	3	0
Willis	2	6	3.0	6	0
<b>BEARS</b>	<b>477</b>	<b>1677</b>	<b>3.5</b>	<b>45</b>	<b>10</b>
<b>OPPONENTS</b>	<b>476</b>	<b>1835</b>	<b>3.9</b>	<b>26</b>	<b>9</b>

RECEIVING	No	Yds	Avg	Lg	TD
Waddle	44	552	12.5	38	1
Anderson	31	160	5.2	35	0
Obee	26	351	13.5	48	3
Conway	19	231	12.2	38	2
Christian	16	160	10.0	36	0
Heyward	16	132	8.3	20	0
Jennings	14	150	10.7	29	0
Green	13	63	4.8	9	0
Davis	12	132	11.0	17	0
Worley LG	11	62	5.6	15	0
Worley TM	8	49	6.1	15	0
Gedney	10	98	9.8	24	0
Wetnight	9	93	10.3	25	1
Whitaker	6	53	8.8	18	0
Lewis	4	26	6.5	18	0
Banks LG	2	45	22.5	26	0
Banks TM	1	19	19.0	19	0
Harbaugh	1	1	1.0	1	0
<b>BEARS</b>	<b>230</b>	<b>2270</b>	<b>9.9</b>	<b>48</b>	<b>7</b>
<b>OPPONENTS</b>	<b>306</b>	<b>3105</b>	<b>10.1</b>	<b>67</b>	<b>12</b>

PUNTING	No	Yds	Avg	Net	TB	IN	Lg	B
Gardocki	80	3080	38.5	36.6	2	28	58	0
<b>BEARS</b>	<b>80</b>	<b>3080</b>	<b>38.5</b>	<b>36.6</b>	<b>2</b>	<b>28</b>	<b>58</b>	<b>0</b>
<b>OPPONENTS</b>	<b>78</b>	<b>3231</b>	<b>41.4</b>	<b>36.2</b>	<b>6</b>	<b>22</b>	<b>75</b>	<b>1</b>

INTS	No	Yds	Avg	Lg	TD
Carrier	4	94	23.5	34	1
Jones	4	52	13.0	22	0
Lincoln	3	109	36.3	80t**	1
Woolford	2	18	9.0	18	0
Blaylock	2	3	1.5	3	0
Dent	1	24	24.0	24	0
Mangum	1	0	0.0	0	0
McMichael	1	0	0.0	0	0
<b>BEARS</b>	<b>18</b>	<b>300</b>	<b>16.7</b>	<b>86</b>	<b>2</b>
<b>OPPONENTS</b>	<b>16</b>	<b>105</b>	<b>6.6</b>	<b>25</b>	<b>1</b>

\*lateral from Jones

KO RETURNS	No	Yds	Avg	Lg	TD
Conway	21	450	21.4	55	0
Green	9	141	15.7	30	0
Obee	9	159	17.7	34	0
Worley LG	6	121	20.2	26	0
Worley TM	2	36	18.0	24	0
A. Fontenot	1	8	8.0	8	0
Heyward	1	12	12.0	12	0
Mangum	1	0	0.0	0	0
Ryan	1	5	5.0	5	0
<b>BEARS</b>	<b>45</b>	<b>811</b>	<b>18.0</b>	<b>55</b>	<b>0</b>
<b>OPPONENTS</b>	<b>53</b>	<b>918</b>	<b>17.3</b>	<b>35</b>	<b>0</b>

PUNT RET.	Ret	FC	Yds	Avg	Lg	TD
Obee	35	20	289	8.3	28	0
<b>BEARS</b>	<b>35</b>	<b>20</b>	<b>289</b>	<b>8.3</b>	<b>28</b>	<b>0</b>
<b>OPPONENTS</b>	<b>22</b>	<b>38</b>	<b>115</b>	<b>5.2</b>	<b>34</b>	<b>0</b>

FGS	1-19	20-29	30-39	40-49	50+
Butler	0/0	7/8	12/13	3/7	5/8
<b>BEARS</b>	<b>0/0</b>	<b>7/8</b>	<b>12/13</b>	<b>3/7</b>	<b>5/8</b>
<b>OPPONENTS</b>	<b>1/1</b>	<b>15/15</b>	<b>7/9</b>	<b>3/8</b>	<b>0/1</b>

Butler: (20G, 34G) (53N) (33G, 40G, 32G, 31G) (48G, 44N, 52G) (37G) (37G, 39G, 55G, 35G) (33G) (21N, 30N) (33G, 54G, 20G) (55G) (31G) (45N) (27G, 50N, 53G)

OPPONENTS: (19G, 35G, 23G, 26G) (47N, 22G) (20G) (0) (39G, 25G, 50N) (40G) (31G, 21G, 20G) (28G, 30B, 26G, 40N) (20G) (39G, 27G) (36N, 26G) (38G, 42G, 29N) (29G, 24G, 41N) (40G, 47N, 37G) (29G, 29G)

DEFENSE (Top 10)	T	S	A	FF	FR	PD	Sa	Int
Jones	189	117	72	1	2	11	1.0	4
Gayle	124	79	45	2	0	2	1.0	0
Zorich	121	63	58	1	2	1	7.0	0
Cain	108	63	45	1	0	5	0.0	0
Woolford	101	86	15	0	0	22	0.0	2
Carrier	91	47	44	1	0	7	0.0	4
V. Smith	83	49	34	0	0	3	0.0	0
McMichael	78	50	28	0	2	5	6.0	1
Dent	64	43	21	1	0	3	12.5	1
Douglass	52	39	23	0	0	4	0.0	0
<b>SACKS:</b> Dent 12.5, Armstrong 11.5, Zorich 7.0, McMichael 6.0, Spellman 2.5, Cox 2.0, A. Fontenot 1.0, Gayle 1.0, Jones 1.0								
<b>TEAM</b>	<b>46.0</b>	<b>OPPONENTS</b> 48.0						

USUAL STARTERS	
<b>Offense</b>	<b>Defense</b>
WR.....Tom Waddle	RE.....Richard Dent
LT.....Troy Auzenne	RT.....Chris Zorich
LG.....Mark Bortz	LT.....Steve McMichael
C.....Jerry Fontenot	LE.....Trace Armstrong
RG.....John Wojciechowski	WLB.....Vinson Smith
RT.....Jay Leeuwenburg	MLB.....Dante Jones
TE.....Keith Jennings	SLB.....Joe Cain
WR.....Curtis Conway	RCB.....Anthony Blaylock
QB.....Jim Harbaugh	LCB.....Donnell Woolford
RB.....Neal Anderson	SS.....Shawn Gayle
FB.....Craig Heyward	FS.....Mark Carrier

RANKINGS			
<b>Team Stats</b>	<b>Bears</b>	<b>Avg</b>	<b>Rank</b>
Total Yards	3717	232.3	28
Rushing Yards	1677	104.8	19
Passing Yards	2040	127.5	28
Points Scored	234	14.6	-
<b>Opp Avg Rank</b>			
Total Yards	4653	290.8	4
Rushing Yards	1835	114.7	37
Passing Yards	2818	176.1	3
Points Scored	230	14.4	-



## 1994 CHICAGO BEARS STATISTICS

**Record: 9-7, .563**

**T-Head Place, NFC Central**

**Head Coach: Dave Wannstedt**

09/04W	21-9	TAMPA BAY	61,844
09/12 L	22-30	at Philadelphia	64,890
09/18 L	14-42	MINNESOTA	61,073
09/25W	19-7	at N.Y. Jets	70,806
10/02 W	20-13	BUFFALO	62,406
10/09 W	17-7	NEW ORLEANS	63,822
10/23 L	16-21	at Detroit	73,574
10/31 L	6-33	GREEN BAY	47,381
11/06 W	20-6	at Tampa Bay	60,821
11/13 W	17-14	at Miami	64,871
11/20 W	20-10	DETROIT	55,035
11/27 W	19-16	ot at Arizona	65,922
12/01 L	27-33	ot at Minnesota	61,483
12/11 L	3-40	at Green Bay	57,927
12/18 W	27-13	L.A. RAMS	56,276
12/24 L	3-13	NEW ENGLAND	60,178

### PLAYOFFS

01/01 W	35-18	at Minnesota	60,347
01/07 L	15-44	at San Francisco	64,644

Bears		Opp	
<b>TOTAL FIRST DOWNS</b>	<b>274</b>	<b>275</b>	
Rushing	88	100	
Passing	165	163	
Penalty	21	12	
3rd Down: Made/Att	97/232	81/218	
3rd Down Pct.	41.8	37.2	
4th Down: Made/Att	9/16	8/17	
4th Down Pct.	56.3	47.1	
<b>POSSESSION AVG.</b>	<b>31:37</b>	<b>28:23</b>	
<b>TOTAL NET YARDS</b>	<b>4679</b>	<b>5009</b>	
Avg. Per Game	292.4	313.1	
Total Plays	1014	982	
Avg. Per Play	4.6	5.1	
<b>NET YARDS RUSHING</b>	<b>1588</b>	<b>1922</b>	
Avg. Per Game	99.3	120.1	
Total Rushes	487	432	
<b>NET YARDS PASSING</b>	<b>3091</b>	<b>3087</b>	
Avg. Per Game	193.2	192.9	
Sacked/Yards Lost	25/139	28/175	
Gross Yards	3230	3262	
Att./Comp.	502/308	522/295	
Completion Pct.	61.4	56.5	
Had Intercepted	16	12	
<b>PUNTS/AVERAGE</b>	<b>76/37.8</b>	<b>72/39.0</b>	
<b>NET PUNTING AVG.</b>	<b>76/32.4</b>	<b>72/34.9</b>	
<b>PENALTIES/YARDS</b>	<b>66/503</b>	<b>80/645</b>	
<b>FUMBLES/BALL LOST</b>	<b>21/10</b>	<b>29/10</b>	
<b>TOUCHDOWNS</b>	<b>30</b>	<b>31</b>	
Rushing	10	10	
Passing	19	16	
Returns	1	5	

Score by Period	1	2	3	4	OT	Tot
BEARS	40	61	61	106	3	271
OPPONENTS	44	116	67	74	6	301

SCORING	TDs:Ru-Pa-Rk-PAT	FG	S	Pts	
Butler	0 0 0 0	24/24	21/29	0 87	
Tillman	7 7 0 0			0 42	
Graham	5 0 4 1			0 32	
Gedney	3 0 3 0			0 18	
Jennings	3 0 3 0			0 18	
Conway	2 0 2 0			0 14	
Green	2 0 2 0			0 12	
Cook	1 0 1 0			0 6	
Harris	1 1 0 0			0 6	
Lewis	1 0 1 0			0 6	
McMurtry	1 0 1 0			0 6	
Waddle	1 0 1 0			0 6	
Walsh	1 1 0 0			0 6	
Wetnight	1 0 1 0			0 6	
Worley	1 1 0 0			0 6	
<b>BEARS</b>	<b>30</b>	<b>10</b>	<b>19</b>	<b>124/24/21/29</b>	<b>0 271</b>
<b>OPPONENTS</b>	<b>31</b>	<b>10</b>	<b>16</b>	<b>5/25/26/30/41</b>	<b>0 307</b>

**2-Pt. Conversions:** Conway, Graham, TEAM  
2-6. **OPPONENTS** 3-4.

RUSHING	No	Yds	Avg	Lg	TD
Tillman	275	899	3.3	25t	7
Harris	123	464	3.8	13	1
Green	25	122	4.9	14	0
Conway	6	31	5.2	12	0
Christian	7	29	4.1	8	0
Hoge	6	24	4.0	8	0
Worley	9	17	1.9	4	1
Walsh	30	4	0.1	12	1
Kramer	6	-2	-0.3	2	0
<b>BEARS</b>	<b>487</b>	<b>1588</b>	<b>3.3</b>	<b>25t</b>	<b>10</b>
<b>OPPONENTS</b>	<b>432</b>	<b>1922</b>	<b>4.4</b>	<b>90</b>	<b>10</b>

RECEIVING	No	Yds	Avg	Lg	TD
Graham	68	944	13.9	76t	4
Conway	39	546	14.0	85t	2
Harris	39	236	6.1	18	0
Tillman	27	222	8.2	39	0
Waddle	25	244	9.8	22	1
Green	24	199	8.3	39t	2
Cook	21	212	10.1	34	1
Gedney	13	157	12.1	37t	3
Hoge	13	79	6.1	11	0
Wetnight	11	104	9.5	19	1
Jennings	11	75	6.8	23t	3
McMurtry	8	112	14.0	30	1
Primus	3	25	8.3	12	0
Christian	2	30	15.0	21	0
Lewis	2	13	6.5	8	1
Carter	1	24	24.0	24	0
Worley	1	8	8.0	8	0
<b>BEARS</b>	<b>308</b>	<b>3230</b>	<b>10.5</b>	<b>85t</b>	<b>19</b>
<b>OPPONENTS</b>	<b>295</b>	<b>3262</b>	<b>11.1</b>	<b>65t</b>	<b>16</b>

PUNTING	No	Yds	Avg	Net	TB	In	Lg	B
Gardocki	76	2871	37.8	32.4	9	23	57	0
<b>BEARS</b>	<b>76</b>	<b>2871</b>	<b>37.8</b>	<b>32.4</b>	<b>9</b>	<b>23</b>	<b>57</b>	<b>0</b>
<b>OPPONENTS</b>	<b>72</b>	<b>2808</b>	<b>39.0</b>	<b>34.9</b>	<b>4</b>	<b>27</b>	<b>61</b>	<b>0</b>

INTS	No	Yds	Avg	Lg	TD
Woolford	5	30	6.0	25	0
Gayle	2	33	16.5	33	0
Carrier	2	10	5.0	7	0
Spellman	1	31	31.0	31	0
Douglass	1	18	18.0	18	0
Lincoln	1	5	5.0	5	0
<b>BEARS</b>	<b>12</b>	<b>127</b>	<b>10.6</b>	<b>33</b>	<b>0</b>
<b>OPPONENTS</b>	<b>16</b>	<b>335</b>	<b>20.9</b>	<b>81t</b>	<b>3</b>

KO RETURNS	No	Yds	Avg	Lg	TD
Lewis	35	874	25.0	55	0
Conway	10	228	22.8	34	0
Carter	6	99	16.5	26	0
Green	6	77	12.8	16	0
Worley	4	52	13.0	25	0
Flanigan	2	26	13.0	14	0
Harris	1	18	18.0	18	0
Thierry	1	0	0.0	0	0
Woolford	1	28	28.0	28	0
<b>BEARS</b>	<b>66</b>	<b>1402</b>	<b>21.2</b>	<b>55</b>	<b>0</b>
<b>OPPONENTS</b>	<b>65</b>	<b>1271</b>	<b>19.6</b>	<b>102t</b>	<b>1</b>

PUNT RET.	Ret	FC	Yds	Avg	Lg	TD
Graham	15	5	140	9.3	61t	1
Conway	8	9	63	7.9	24	0
Waddle	3	3	8	2.7	6	0
Lewis	1	3	7	7.0	7	0
<b>BEARS</b>	<b>27</b>	<b>20</b>	<b>218</b>	<b>8.1</b>	<b>61t</b>	<b>1</b>
<b>OPPONENTS</b>	<b>26</b>	<b>18</b>	<b>225</b>	<b>8.7</b>	<b>57</b>	<b>0</b>

FGs	1-19	20-29	30-39	40-49	50+
Butler	1/1	7/7	6/9	5/8	2/4
<b>BEARS</b>	<b>1/1</b>	<b>7/7</b>	<b>6/9</b>	<b>5/8</b>	<b>2/4</b>
<b>OPPONENTS</b>	<b>1/1</b>	<b>13/13</b>	<b>9/11</b>	<b>7/14</b>	<b>0/2</b>

Butler:()() (54N)(44G,42N,30G)(50C,20G)  
(46G,36N)(46N,22G)(18G,37C)(51N,40G)  
(28G,23G)(35G,52G,31G,27C)(29G,33G,40N)(25G)  
(41G,30G)(44G,28B,36N)  
**OPPONENTS:**(31G,49G,30G,54N)(41G,29G,33G)  
(43G,24G)(47G,41N)(28G,30G)(50B,36N)  
(1)(30B)(33G,47N,38G)(29G,33G,45N)  
(29G,43N)(49G,22G,47C)(45G,41G,29G,38G)  
(39G,24G,20G,29C)(18G,42B,21G)(29G,22G,46N)

DEFENSE (Top 10)	T	S	A	FF	FR	PD	Sa	Int
Cain	129	83	46	1	1	2	0	0
Jones	108	69	39	0	2	5	0	0
Carrier	107	59	48	1	0	7	0	2
Zorich	104	49	55	1	0	0	5	0
Gayle	97	67	30	3	1	8	0	2
Douglass	77	46	31	0	0	3	1	5
Woolford	65	54	11	1	0	21	0	5
A. Fontenot	62	37	25	1	0	2	4	0
Spellman	60	35	25	1	0	8	7	0
Armstrong	60	34	26	1	0	1	7	5

**SACKS:** Armstrong 7.5, Spellman 7.0, Zorich 5.5, A. Fontenot 4.0, Douglass 1.5, Epps 1.0, Smith 1.0, Mangum 0.5  
**TEAM** 28.0, **OPPONENTS** 25.0

PASSING	Att	Cmp	Yds	Cmp%	Vd/Att	TD	TD%	Int	Int%	Lg	Sack/Lost	Rating
Walsh	343	208	2078	60.6	6.06	10	2.9	8	2.3	50	11/52	77.9
Kramer	158	99	1129	62.7	7.15	8	5.1	8	5.1	85t	14/87	79.9
Conway	1	1	23	100.0	23.00	1	100.0	0	0.0	23t	0/0	158.3
<b>BEARS</b>	<b>502</b>	<b>308</b>	<b>3230</b>	<b>61.4</b>	<b>6.43</b>	<b>19</b>	<b>3.8</b>	<b>16</b>	<b>3.2</b>	<b>85t</b>	<b>25/139</b>	<b>79.4</b>
<b>OPPONENTS</b>	<b>522</b>	<b>295</b>	<b>3262</b>	<b>56.5</b>	<b>6.25</b>	<b>16</b>	<b>3.1</b>	<b>12</b>	<b>2.3</b>	<b>65t</b>	<b>28/175</b>	<b>75.9</b>

USUAL STARTERS	
<b>Offense</b>	<b>Defense</b>
WR.....Jeff Graham	RE.....Alonzo Spellman
LT.....Andy Heck	RT.....Chris Zorich
LG.....Mark Bortz	LT.....A. Fontenot/C. Simpson
C.....Jerry Fontenot	LE.....Trace Armstrong
RG.....Jay Leeuwenburg	WLB.....Vinson Smith
RT.....James Williams	MLB.....Dante Jones
TE.....Marv Cook	SLB.....Joe Cain
WR.....Curtis Conway	RCB.....Jeremy Lincoln
QB.....Steve Walsh	LCB.....Donnell Woolford
RB.....Lewis Tillman	SS.....Shaun Gayle
FB.....Raymont Harris	FS.....Mark Carrier

RANKINGS			
<b>Team Stats</b>	<b>Bears</b>	<b>Avg</b>	<b>Rank</b>
Total Yards	4679	292.4	23
Rushing Yards	1588	99.3	15
Passing Yards	3091	193.2	21
Points Scored	271	16.9	21

RANKINGS			
<b>Opp</b>	<b>Avg</b>	<b>Rank</b>	
Total Yards	5009	313.1	13
Rushing Yards	1922	120.1	13
Passing Yards	3087	192.9	5
Points Scored	307	19.2	21





# 1995 CHICAGO BEARS STATISTICS

**Record: 9-7, .563**

**3rd Place, NFC Central**

**Head Coach: Dave Wannstedt**

Date	Opponent	Score
09/03W	31-14 MINNESOTA	63,036
09/11 L	24-27 GREEN BAY	64,855
09/17 W	25-6 at Tampa Bay	71,507
09/24 L	28-34 at St. Louis	59,679
10/08 W	31-27 CAROLINA	59,668
10/15 W	30-27 at Jacksonville	72,020
10/22 W	35-32 HOUSTON	63,545
10/30 W	14-6 at Minnesota	61,238
11/05 L	34-37 at PITTSBURGH	61,838
11/12 L	28-35 at Green Bay	59,996
11/19 L	17-24 DETROIT	61,779
11/26 W	27-24 at N.Y. Giants	70,015
12/04 L	7-27 at Detroit	77,230
12/10 L	10-16 at Cincinnati	38,642
12/17 W	31-10 TAMPA BAY	49,475
12/24 W	20-14 PHILADELPHIA	52,391

	Bears	Opp
<b>TOTAL FIRST DOWNS</b>	<b>340</b>	<b>316</b>
Rushing	116	81
Passing	201	212
Penalty	23	23
3rd Down: Made/Att	88/207	101/217
3rd Down Pct.	42.5	46.5
4th Down: Made/Att	13/19	10/17
4th Down Pct.	68.4	58.8
<b>POSSESSION AVG.</b>	<b>29:55</b>	<b>30:05</b>
<b>TOTAL NET YARDS</b>	<b>5673</b>	<b>5442</b>
Avg. Per Game	354.6	340.1
Total Plays	1030	1035
Avg. Per Play	5.5	5.3
<b>NET YARDS RUSHING</b>	<b>1930</b>	<b>1441</b>
Avg. Per Game	120.6	90.1
Total Rushes	492	405
<b>NET YARDS PASSING</b>	<b>3743</b>	<b>4001</b>
Avg. Per Game	233.9	250.1
Sacked/Yards Lost	15/95	35/239
Gross Yards	3838	4240
Att./Comp.	523/315	595/374
Completion Pct.	60.2	62.9
Had Intercepted	10	16
<b>PUNTS/AVERAGE</b>	<b>58/37.4</b>	<b>62/37.3</b>
<b>NET PUNTING AVG.</b>	<b>58/30.9</b>	<b>62/31.8</b>
<b>PENALTIES/YARDS</b>	<b>71/601</b>	<b>104/821</b>
<b>FUMBLES/BALL LOST</b>	<b>26/16</b>	<b>25/13</b>
<b>TOUCHDOWNS</b>	<b>46</b>	<b>41</b>
Rushing	15	9
Passing	29	27
Returns	2	5

	PASSING	Att	Cmp	Yds	Cmp%	Yd/Att	TD	TD%	Int	Int%	Lg	Sack/Lost	Rating
Kramer	522	315	3838	60.3	7.35	29	5.6	10	1.9	76	15/95	93.5	
Conway	1	0	0	0.0	0.00	0	0	0	0.0	0	0/0	39.6	
<b>BEARS</b>	<b>523</b>	<b>315</b>	<b>3838</b>	<b>60.2</b>	<b>7.34</b>	<b>29</b>	<b>5.5</b>	<b>10</b>	<b>1.9</b>	<b>76</b>	<b>15/95</b>	<b>93.4</b>	
<b>OPPONENTS</b>	<b>5595</b>	<b>374</b>	<b>4240</b>	<b>62.9</b>	<b>7.13</b>	<b>27</b>	<b>4.5</b>	<b>16</b>	<b>2.7</b>	<b>99t</b>	<b>35/239</b>	<b>88.1</b>	

Score by Period	1	2	3	4	OT	Tot
BEARS	73	130	91	98	0	392
OPPONENTS	93	112	66	86	3	360

SCORING	TDs:Ru-Pa-RK-PAT	FG	S	Pts			
Butler	0	0	0	0	45/23/31	0	114
Conway	12	0	12	0		0	72
Salaam	10	10	0	0		0	60
Jennings	6	0	6	0		0	36
Graham	4	0	4	0		0	24
Green	3	3	0	0		0	18
Timpson	3	1	2	0		0	18
Flanigan	2	0	2	0		0	12
Wetnight	2	0	2	0		0	12
T. Carter	1	0	1	0		0	6
Kramer	1	1	0	0		0	6
Marshall	1	0	1	0		0	6
Minter	1	0	0	1		0	6
A. Fontenot	0	0	0	0		1	2

**BEARS 46 15 29 2 45/45 23/31 1 392**

**OPPONENTS 41 9 27 5 40/40 24/29 0 360**

**2-Pt. Conversions: TEAM 0-1, OPPONENTS 1-1.**

RUSHING	No	Yds	Avg	Lg	TD
Salaam	296	1074	3.6	42	10
Green	107	570	5.3	38	3
Tillman	29	78	2.7	9	0
Conway	5	77	15.4	20	0
A. Johnson	6	30	5.0	11	0
Kramer	35	39	1.1	11	1
T. Carter	10	34	3.4	7	0
Timpson	3	28	9.3	16	1
Flanigan	1	0	0.0	0	0
<b>BEARS</b>	<b>492</b>	<b>1930</b>	<b>3.9</b>	<b>42</b>	<b>15</b>
<b>OPPONENTS</b>	<b>405</b>	<b>1441</b>	<b>3.6</b>	<b>29</b>	<b>9</b>

RECEIVING	No	Yds	Avg	Lg	TD
Graham	82	1301	15.9	51	4
Conway	62	1037	16.7	76	12
T. Carter	40	329	8.2	27	1
Green	28	246	8.8	28	0
Jennings	25	217	8.7	20	6
Timpson	24	289	12.0	36	2
Wetnight	24	193	8.0	22	2
A. Johnson	13	86	6.6	18	0
Salaam	7	56	8.0	18	0
Gedney	5	52	10.4	15	0
Faulkerson	2	22	11.0	12	0
Flanigan	2	6	3.0	4	0
R. Harris	1	4	4.0	4	0
<b>BEARS</b>	<b>315</b>	<b>3838</b>	<b>12.2</b>	<b>76</b>	<b>29</b>

PUNTING	No	Yds	Avg	Net	TB	In	Lg	B
Sauerbrun	55	2080	37.8	31.1	6	16	61	0
O'Neill	3	89	29.7	26.7	0	0	39	0
<b>BEARS</b>	<b>58</b>	<b>2169</b>	<b>37.4</b>	<b>30.9</b>	<b>6</b>	<b>16</b>	<b>61</b>	<b>0</b>
<b>OPPONENTS</b>	<b>62</b>	<b>2311</b>	<b>37.3</b>	<b>31.8</b>	<b>8</b>	<b>21</b>	<b>52</b>	<b>0</b>

INTS	No	Yds	Avg	Lg	TD
Woodford	4	21	5.3	16	0
Miniefield	3	37	12.3	37	0
Joseph	2	31	15.5	31	0
Lincoln	1	32	32.0	32	0
M. Carter	2	20	10.0	15	0
Mangum	1	2	2.0	2	0
Minter	1	2	2.0	2	1
Cox	1	1	1.0	1	0
Marshall	1	0	0.0	0	0
<b>BEARS</b>	<b>16</b>	<b>146</b>	<b>9.1</b>	<b>37</b>	<b>1</b>
<b>OPPONENTS</b>	<b>10</b>	<b>203</b>	<b>20.3</b>	<b>98t</b>	<b>1</b>

KO RETURNS	No	Yds	Avg	Lg	TD
N. Lewis	42	904	21.5	52	0
Timpson	18	420	23.3	51	0
T. Carter	3	24	8.0	9	0
Green	3	29	9.7	19	0
Lundy LC	3	39	13.0	17	0
Lundy TM	1	11	11.0	11	0
Primus	2	39	19.5	22	0
Tillman	1	20	20.0	20	0
Graham	1	12	12.0	12	0
<b>BEARS</b>	<b>71</b>	<b>1459</b>	<b>20.5</b>	<b>52</b>	<b>0</b>
<b>OPPONENTS</b>	<b>72</b>	<b>1570</b>	<b>21.8</b>	<b>54</b>	<b>0</b>

PUNT RET.	Ret	FG	Yds	Avg	Lg	TD
Graham	23	14	183	8.0	39	0
Lundy	1	0	-4	-4.0	-4	0
<b>BEARS</b>	<b>24</b>	<b>14</b>	<b>179</b>	<b>7.5</b>	<b>39</b>	<b>0</b>
<b>OPPONENTS</b>	<b>28</b>	<b>13</b>	<b>257</b>	<b>9.2</b>	<b>62</b>	<b>1</b>

FGs	1-19	20-29	30-39	40-49	50+
Butler	0/0	16/19	5/6	2/4	0/2
<b>BEARS</b>	<b>0/0</b>	<b>16/19</b>	<b>5/6</b>	<b>2/4</b>	<b>0/2</b>
<b>OPPONENTS</b>	<b>0/0</b>	<b>7/7</b>	<b>6/6</b>	<b>10/14</b>	<b>1/2</b>
Butler:(21G)(20C)(24G,37G,22G,27C)(1)(23G)(25G,21G,20C)(28G,22G,47G,35C)(1)(40G,27C,44N)(1)(39G,25B,52N)(27N,34G,37G)(53N)(27C)(26N,23G)(40N,27G,28G,37N)					
<b>OPPONENTS:(1)(32G,38C)(43G,40C)(45G,25G)(21G,49C)(47N,49G,40G,54N)(46N,39G)(22G,43C)(40G,46G,24G)(1)(43B,25G)(22G)(42G,36C)(28G,37G,39G,42N)(50C)(1)</b>					

DEFENSE	(Top 10)	T	S	A	FF	FR	PD	Sa	Int
M. Carter	158	97	46	2	1	10	0	2	2
Cain	119	73	61	0	0	5	0	0	0
Smith	111	72	39	1	1	3	4	0	0
Carrier	103	63	40	0	1	15	0	0	0
Minter	99	55	44	1	0	4	0	0	1
Cox	84	46	38	0	0	5	0	0	1
Zorich	79	38	41	1	1	0	1	0	0
Flanigan	77	46	31	0	0	1	11	0	0
Lincoln	73	49	12	0	0	12	1	0	1
Miniefield	72	61	23	0	0	10	0	0	0
<b>SACKS:</b> Flanigan 11.0, Spellman 8.5, Smith 4.0, Thiry 4.0, A. Fontenot 2.5, Lincoln 1.0, Mangum 1.0, Simpson 1.0, Zorich 1.0									
<b>TEAM 35.0, OPPONENTS 15.0</b>									

USUAL STARTERS		RANKINGS	
Offense	Defense	Team Stats	(Top 10)
WR.....Jeff Graham	RE.....John Thierry	Bears	Avg
LT.....Andy Heck	RT.....Chris Zorich	Total Yards	Rank
LG.....Todd Perry	LT.....Jim Flanigan	Rushing Yards	.....354.6
C.....Jerry Fontenot	LE.....Alonzo Spellman	Passing Yards	.....1930
RG.....Jay Leeuwenburg	WLB.....Ron Cox	Points Scored	.....3743
RT.....James Williams	MLB.....Joe Cain		.....392
TE.....Keith Jennings	SLB.....Vinson Smith		.....24.5
WR.....Curtis Conway	RCB.....Jeremy Lincoln	Opp	Avg
QB.....Erik Kramer	LCB.....Donnell Woolford	Total Yards	Rank
RB.....Rashaan Salaam	SS.....Marty Carter	Rushing Yards	.....5442
FB.....Tony Carter	FS.....Mark Carrier	Passing Yards	.....1441
		Points Scored	.....4001
			.....250.1
			.....21
			.....360
			.....22.5



## 1996 CHICAGO BEARS STATISTICS

### Record: 7-9, .438

### 3rd Place, NFC Central

### Head Coach: Dave Wannstedt

09/02/W	22-6	DALLAS	63,076
09/08/L	3-10	at Washington	52,711
09/15/L	14-20	MINNESOTA	61,301
09/22/L	16-35	at Detroit	70,022
09/29/W	19-17	OAKLAND	57,062
10/06/L	6-37	GREEN BAY	65,480
10/13/L	24-27	at New Orleans	43,512
10/28/W	15-13	at Minnesota	58,143
11/03/W	13-10	TAMPA BAY	58,727
11/10/L	12-17	at Denver	75,555
11/17/L	10-14	at Kansas City	76,762
11/24/W	31-14	DETROIT	55,864
12/01/L	17-28	at Green Bay	59,682
12/08/W	35-9	ST. LOUIS	45,075
12/14/W	27-14	SAN DIEGO	49,763
12/22/L	19-34	at Tampa Bay	51,572

Score by Period	1	2	3	4	OT	Tot
BEARS	70	89	57	67	0	283
OPPONENTS	48	140	62	55	0	303

SCORING	TDs:Ru-Pa-Rk-PAT	FG	S	Pts
Jaeger	0 0 0 0	23/23	19/23	0 80
Conway	7 0 7 0	0	0	42
Engram	6 0 6 0	0	0	36
R. Harris	5 4 1 0	0	0	31
Salaam	4 3 1 0	0	0	24
Huerta TM	0 0 0 0	3/3	4/7	0 15
Cox	1 0 0 1	0	0	6
Faulkerson	1 0 1 0	0	0	6
Flanigan	1 0 1 0	0	0	6
Krieg	1 1 0 0	0	0	6
Lowery	1 0 0 1	0	0	6
Matthews	1 1 0 0	0	0	6
Spears	1 0 1 0	0	0	6
Wetnight	1 0 1 0	0	0	6
Woodford	1 0 0 1	0	0	6
<b>BEARS</b>	<b>31 9 19 3</b>	<b>26/26</b>	<b>23/30</b>	<b>1 283</b>
<b>OPPONENTS</b>	<b>37 13 21 3</b>	<b>35/36</b>	<b>16/23</b>	<b>0 305</b>

**2-Pt. Conversions:** TEAM 0-5, OPPONENTS 0-1.

PUNTING	No	Yds	Avg	Net	TB	In	Lg	B
Sauerbrun	78	3491	44.8	34.9	12	15	72	0
<b>BEARS</b>	<b>78</b>	<b>3491</b>	<b>44.8</b>	<b>34.9</b>	<b>12</b>	<b>15</b>	<b>72</b>	<b>0</b>
<b>OPPONENTS</b>	<b>73</b>	<b>3047</b>	<b>40.1</b>	<b>34.0</b>	<b>9</b>	<b>25</b>	<b>60</b>	<b>1</b>

INTS	No	Yds	Avg	Lg	TD
Woodford	6	37	6.2	28t	1
M. Carter	3	34	11.3	29	0
Marshall	2	20	10.0	20	0
Carrier	2	0	0.0	0	0
W. Harris	2	0	0.0	0	0
Burton	1	11	11.0	11	0
Minter	1	5	5.0	5	0
<b>BEARS</b>	<b>17</b>	<b>107</b>	<b>6.3</b>	<b>29</b>	<b>1</b>
<b>OPPONENTS</b>	<b>18</b>	<b>94</b>	<b>5.2</b>	<b>27</b>	<b>0</b>

KO RETURNS	No	Yds	Avg	Lg	TD
Ja. Jackson	27	619	22.9	60	0
Engram	25	580	23.2	45	0
Faulkerson	4	63	15.8	20	0
Marshall	0	75	---	75	0
<b>BEARS</b>	<b>56</b>	<b>1337</b>	<b>23.9</b>	<b>88</b>	<b>0</b>
<b>OPPONENTS</b>	<b>52</b>	<b>1115</b>	<b>21.4</b>	<b>90t</b>	<b>1</b>

PUNT RET.	Ret	FC	Yds	Avg	Lg	TD
Engram	31	19	282	9.1	34	0
<b>BEARS</b>	<b>31</b>	<b>19</b>	<b>282</b>	<b>9.1</b>	<b>34</b>	<b>0</b>
<b>OPPONENTS</b>	<b>42</b>	<b>12</b>	<b>527</b>	<b>12.5</b>	<b>88t</b>	<b>2</b>

FGs	1-19	20-29	30-39	40-49	50+
Jaeger	0/0	4/4	3/4	12/15	0/0
Huerta	0/0	0/0	3/5	1/2	0/0
<b>BEARS</b>	<b>0/0</b>	<b>4/4</b>	<b>6/9</b>	<b>13/17</b>	<b>0/0</b>
<b>OPPONENTS</b>	<b>0/0</b>	<b>6/7</b>	<b>4/4</b>	<b>3/9</b>	<b>3/3</b>

**Huerta:**(31G, 35N, 42G, 34G)(37G, 39N)(44N)  
**Jaeger:**(0)(0)(46G)(44G, 24G, 40G, 30G)(40G, 41G)(28G, 32N)(44N, 46N, 41G, 44G)(27G, 47N, 23G)(35G, 48G)(49G)(42G)(34G)(0)(45G, 40G)(0)

**OPPONENTS:**(28G, 43N, 28G)(50G, 44N)(33G, 34G)(0)(28G)(32G)(34G, 54G)(41G, 43G, 48B)(45G)(24G)(0)(46N)(45N, 25G)(48N, 26N)(50G, 22G)

DEFENSE	(Top 10)	T	S	A	FF	FR	PD	Sa	In
M. Carter	180	102	78	1	0	14	0	0	3
Cain	124	68	56	3	0	1	1	0	0
W. Harris	113	93	20	2	1	2	18	0	0
Minter	106	56	50	1	0	4	1	5	1
Cox	99	56	43	1	3	2	3	0	0
Smith	89	48	41	0	2	1	1	0	0
Woodford	78	63	15	0	0	20	0	0	6
Spellman	78	46	32	3	0	2	8	0	0
Flanigan	78	43	35	0	0	1	5	0	0
Carrier	76	40	36	1	1	7	0	0	2

**SACKS:** Spellman 8.0, Flanigan 5.0, A. Fontenot 4.5, Cox 3.0, Thierry 2.0, Miniefield 1.5, Minter 1.5, Simpson 1.5, Cain 1.0, Mangum 1.0, Smith 1.0

**TEAM 30.0**

**OPPONENTS 23.0**

Bears		Opp										
<b>TOTAL FIRST DOWNS</b>	<b>300</b>	<b>295</b>										
Rushing	104	87										
Passing	176	183										
Penalty	20	25										
3rd Down: Made/Att	78/231	79/206										
3rd Down Pct.	33.8	38.3										
4th Down: Made/Att	20/28	8/14										
4th Down Pct.	71.4	57.1										
<b>POSSESSION AVG.</b>	<b>30:51</b>	<b>29:09</b>										
<b>TOTAL NET YARDS</b>	<b>4905</b>	<b>4884</b>										
Avg. Per Game	306.6	305.3										
Total Plays	1046	981										
Avg. Per Play	4.7	5.0										
<b>NET YARDS RUSHING</b>	<b>1720</b>	<b>1617</b>										
Avg. Per Game	107.5	101.1										
Total Rushes	472	427										
<b>NET YARDS PASSING</b>	<b>3185</b>	<b>3267</b>										
Avg. Per Game	199.1	204.2										
Sacked/Yards Lost	23/165	30/209										
Gross Yards	3350	3476										
Att./Comp.	551/318	524/314										
Completion Pct.	57.7	59.9										
Had Intercepted	18	17										
<b>PUNTS/AVERAGE</b>	<b>78/44.8</b>	<b>76/40.1</b>										
<b>NET PUNTING AVG.</b>	<b>78/34.9</b>	<b>76/34.0</b>										
<b>PENALTIES/YARDS</b>	<b>103/808</b>	<b>113/849</b>										
<b>FUMBLES/BALL LOST</b>	<b>25/9</b>	<b>29/11</b>										
<b>TOUCHDOWNS</b>	<b>31</b>	<b>37</b>										
Rushing	9	13										
Passing	19	21										
Returns	3	3										
<b>PASSING</b>	<b>Att</b>	<b>Cmp</b>	<b>Yds</b>	<b>Cmp%</b>	<b>Yd/Att</b>	<b>TD</b>	<b>Int</b>	<b>Int%</b>	<b>Lg</b>	<b>Sack/Loss</b>	<b>Rating</b>	
Krieg	377	226	2278	59.9	6.04	14	3.7	12	3.2	53t	14/104	76.3
Kramer	150	73	781	48.7	5.21	3	2.0	6	4.0	58t	7/53	54.3
Matthews	17	13	158	76.5	9.29	1	5.9	0	0.0	26	1/3	124.1
Stenstrom	4	3	37	75.0	9.25	0	0.0	0	0.0	28	1/5	103.1
Sauerbrun	2	2	63	100.0	31.50	0	0.0	0	0.0	47	0/0	118.8
Conway	1	1	33	100.0	33.00	1	100.0	0	0.0	33t	0/0	158.3
<b>BEARS</b>	<b>551</b>	<b>318</b>	<b>3350</b>	<b>57.7</b>	<b>6.08</b>	<b>19</b>	<b>3.4</b>	<b>18</b>	<b>3.3</b>	<b>58t</b>	<b>23/165</b>	<b>73.4</b>
<b>OPPONENTS</b>	<b>552</b>	<b>314</b>	<b>3476</b>	<b>59.9</b>	<b>6.63</b>	<b>21</b>	<b>4.0</b>	<b>17</b>	<b>3.2</b>	<b>62t</b>	<b>30/209</b>	<b>79.5</b>

### USUAL STARTERS

Offense	Defense
WR.....Curtis Conway	RE.....Alonso Spellman
LT.....Andy Heck	RT.....Carl Simpson
LG.....Todd Perry	LT.....Jim Flanigan
C.....Jerry Fontenot	LE.....Albert Fontenot
RG.....Todd Burger	WLB.....Vinson Smith
RT.....James Williams	MLB.....Bryan Cox
TE.....Keith Jennings	SLB.....Joe Cain
WR.....Michael Timpson	RCB.....Walt Harris
QB.....Dave Krieg	LCB.....Donnell Woolford
RB.....Raymont Harris	SS.....Marty Carter
FB.....Tony Carter	FS.....Mark Carrier

### RANKINGS

Team Stats	Bears	Avg	Rank
Total Yards	4905	306.6	21
Rushing Yards	1720	107.5	16
Passing Yards	3185	199.1	19
Points Scored	283	17.7	-
Opp	Avg	Rank	
Total Yards	4884	305.3	12
Rushing Yards	1617	101.1	11
Passing Yards	3267	204.2	14
Points Scored	305	19.1	-



1997 CHICAGO BEARS STATISTICS

Record: 4-12, .250

5th Place, NFC Central

Head Coach: Dave Wannstedt

Date	Result	Opponent	Score
09/01 L	24-38	at Green Bay	60,766
09/07 L	24-27	MINNESOTA	59,263
09/14 L	7-32	DETROIT	59,147
09/21 L	3-31	at New England	59,873
09/28 L	3-27	at Dallas	64,082
10/05 L	17-20	NEW ORLEANS	58,865
10/12 L	23-24	GREEN BAY	62,212
10/27 W	36-33	ot at Miami	73,156
11/02 L	8-31	WASHINGTON	53,032
11/09 L	22-29	at Minnesota	63,443
11/16 L	15-23	N.Y. JETS	45,642
11/23 W	13-7	TAMPA BAY	43,955
11/27 L	20-55	at Detroit	77,904
12/07 W	20-3	BUFFALO	39,784
12/14 W	13-10	at St. Louis	66,030
12/21 L	15-31	at Tampa Bay	70,930

Bears		Opp
<b>TOTAL FIRST DOWNS</b>		
Rushing	305	281
Passing	188	156
Penalty	23	28
3rd Down: Made/Att	91/253	60/189
3rd Down Pct.	36.0	31.7
4th Down: Made/Att	14/27	3/9
4th Down Pct.	51.9	33.3
<b>POSSESSION AVG.</b> 33:08 26:52		
<b>TOTAL NET YARDS</b> 4987 4888		
Avg. Per Game	311.7	305.5
Total Plays	1128	935
Avg. Per Play	4.4	5.2
<b>NET YARDS RUSHING</b> 1746 1858		
Avg. Per Game	109.1	116.1
Total Rushes	490	421
<b>NET YARDS PASSING</b> 3241 3030		
Avg. Per Game	202.6	189.4
Sacked/Yards Lost	43/260	38/259
Gross Yards	3501	3289
Att./Comp.	595/336	476/273
Completion Pct.	56.5	57.4
Had Intercepted	22	13
<b>PUNTS/AVERAGE</b> 96/42.5 81/43.5		
<b>NET PUNTING AVG.</b> 96/32.6 81/36.6		
<b>PENALTIES/YARDS</b> 107/867 93/763		
<b>FUMBLES/BALL LOST</b> 33/19 25/17		
<b>TOUCHDOWNS</b> 28 50		
Rushing	14	18
Passing	14	25
Returns	0	7

PASSING	Att	Cmp	Yds	Cmp%	Yd/Att	TD	INT	Int%	Lg	Sack/Lost	Rating	
Kramer	477	275	3011	57.7	6.31	14	2.9	14	2.9	78t	25/149	74.0
Mirer	103	53	420	51.5	4.08	0	0.0	6	5.8	34	16/92	37.7
Stenstrom	14	8	70	57.1	5.00	0	0.0	14.3	18	2/19	31.0	
Conway	1	0	0	0.0	0.00	0	0.0	0.0	0	0/0	39.6	
<b>BEARS</b>	<b>595</b>	<b>336</b>	<b>3501</b>	<b>56.5</b>	<b>5.88</b>	<b>14</b>	<b>2.4</b>	<b>22</b>	<b>3.7</b>	<b>78t</b>	<b>43/260</b>	<b>66.1</b>
<b>OPPONENTS</b>	<b>5476</b>	<b>273</b>	<b>3289</b>	<b>57.4</b>	<b>6.91</b>	<b>25</b>	<b>5.3</b>	<b>13</b>	<b>2.7</b>	<b>89t</b>	<b>38/259</b>	<b>84.8</b>

Score by Period	1	2	3	4	OT	Tot
BEARS	61	72	36	91	3	263
OPPONENTS	78	123	107	113	0	421

SCORING	TDs:Ru-Pa-RK-PAT	FG	S	Pts					
Jaeger	0	0	0	0	20/20	21	26	0	83
R. Harris	10	10	0	0	0	0	60		
Proehl	7	0	7	0	0	0	44		
Penn	3	0	3	0	0	0	18		
Engram	2	0	2	0	0	0	14		
Kramer	2	2	0	0	0	0	12		
Autry	1	1	0	0	0	0	8		
Mirer	1	1	0	0	0	0	8		
Conway	1	0	1	0	0	0	6		
Wetnight	1	0	1	0	0	0	6		
Flanigan	0	0	0	0	0	2			
<b>BEARS</b>	<b>28</b>	<b>14</b>	<b>14</b>	<b>0</b>	<b>20</b>	<b>20</b>	<b>21</b>	<b>26</b>	<b>1</b>
<b>OPPONENTS</b>	<b>50</b>	<b>18</b>	<b>25</b>	<b>7</b>	<b>45</b>	<b>45</b>	<b>24</b>	<b>32</b>	<b>0</b>

2-Pt. Conversions: Autry, Engram, Flanigan, Mirer, Proehl, TEAM 5-8, OPPONENTS 2-5.

RUSHING	No	Yds	Avg	Lg	TD
R. Harris	275	1033	3.8	68t	10
Autry	112	319	2.8	17	1
Salaam	31	112	3.6	17	0
Kramer	27	83	3.1	31	2
Mirer	20	78	3.9	20	1
T. Carter	9	56	6.2	16	0
Harmon LG	10	36	3.6	14	0
Harmon TM	2	6	3.0	4	0
Conway	3	17	5.7	10	0
Hicks	4	14	3.5	8	0
Smith	1	12	12.0	12	0
Sauerbrun	2	8	4.0	8	0
Hughes	1	3	3.0	3	0
Le Bel	1	0	0.0	0	0
Penn	1	-1	-1.0	-1	0
<b>BEARS</b>	<b>490</b>	<b>1746</b>	<b>3.6</b>	<b>68t</b>	<b>14</b>
<b>OPPONENTS</b>	<b>421</b>	<b>1858</b>	<b>4.4</b>	<b>76</b>	<b>18</b>

RECEIVING	No	Yds	Avg	Lg	TD
Proehl	58	753	13.0	78t	7
Penn	47	576	12.3	33	3
Wetnight	46	464	10.1	34	1
Engram	45	399	8.9	23	2
Conway	30	476	15.9	55t	1
R. Harris	28	115	4.1	16	0
Tom. Carter	24	152	6.3	19	0
Harmon LG	18	197	10.9	27	0
Harmon TM	2	8	4.0	6	0
Jennings	14	164	11.7	23	0
Bownes	12	146	12.2	21	0
Autry	9	59	6.6	14	0
Allred	8	70	8.8	18	0
Hughes	8	68	8.5	16	0
Smith	2	22	11.0	12	0
Salaam	2	20	10.0	18	0
T. Allen	1	9	9.0	9	0
<b>BEARS</b>	<b>336</b>	<b>3501</b>	<b>10.4</b>	<b>78t</b>	<b>14</b>
<b>OPPONENTS</b>	<b>273</b>	<b>3289</b>	<b>12.0</b>	<b>89t</b>	<b>25</b>

PUNTING	No	Yds	Avg	Net	TB	In	Lg	B
Sauerbrun	95	4059	42.7	32.8	11	26	67	0
Jaeger	1	18	18.0	18.0	0	0	18	0
<b>BEARS</b>	<b>96</b>	<b>4077</b>	<b>42.5</b>	<b>32.6</b>	<b>11</b>	<b>26</b>	<b>67</b>	<b>0</b>
<b>OPPONENTS</b>	<b>81</b>	<b>3526</b>	<b>43.5</b>	<b>36.6</b>	<b>12</b>	<b>28</b>	<b>72</b>	<b>0</b>

INTS	No	Yds	Avg	Lg	TD
W. Harris	5	30	6.0	12	0
Tom Carter	3	12	4.0	12	0
Mangum	2	4	2.0	4	0
Marshall TM	2	0	0	0	0
Marshall	1	14	14.0	14	0
<b>BEARS</b>	<b>13</b>	<b>60</b>	<b>4.6</b>	<b>14</b>	<b>0</b>
<b>OPPONENTS</b>	<b>22</b>	<b>328</b>	<b>14.9</b>	<b>38t</b>	<b>1</b>

KO RETURNS	No	Yds	Avg	Lg	TD
Hughes	43	1008	23.4	58	0
Bownes	19	396	20.8	36	0
Smith	10	196	19.6	28	0
Allred	2	21	10.5	11	0
Tom. Carter	2	34	17.0	19	0
Engram	2	27	13.5	20	0
Wetnight	1	9	9.0	9	0
Marshall TM	0	3	---	3	0
<b>BEARS</b>	<b>79</b>	<b>1694</b>	<b>21.4</b>	<b>58</b>	<b>0</b>
<b>OPPONENTS</b>	<b>52</b>	<b>1237</b>	<b>23.8</b>	<b>69</b>	<b>0</b>

PUNT RET.	Ret	FC	Yds	Avg	Lg	TD
Hughes	36	7	258	7.2	19	0
Proehl	8	1	59	7.4	14	0
Dulaney	1	0	0	0.0	0	0
Engram	1	0	4	4.0	4	0
<b>BEARS</b>	<b>46</b>	<b>8</b>	<b>321</b>	<b>7.0</b>	<b>19</b>	<b>0</b>
<b>OPPONENTS</b>	<b>52</b>	<b>16</b>	<b>727</b>	<b>14.0</b>	<b>83t</b>	<b>2</b>

FGs	1-19	20-29	30-39	40-49	50+
Jaeger	0/0	8/9	8/10	4/6	1/1
<b>BEARS</b>	<b>0/0</b>	<b>8/9</b>	<b>8/10</b>	<b>4/6</b>	<b>1/1</b>
<b>OPPONENTS</b>	<b>0/0</b>	<b>9/9</b>	<b>12/12</b>	<b>3/9</b>	<b>0/2</b>

Jaeger:(42G) (39G) ( ) (38G) (21G) (23G) (41G) (39G, 23G, 47G, 35G) ( ) (29G, 22G, 36G) (34N, 32N) (32G, 25G, 41N) (52G, 32G, 45N) (41G, 38G) (22B, 27G, 20G) ( )

**OPPONENTS:**(38G, 36G, 29G) (33G, 40N, 28G, 42N) (23G, 33G, 29G, 32G) (27G) (33G, 23G) (38G, 48G) (37G) ( ) (38G) (53N) (48N, 34G, 36G, 34G) (50N, 40N) (40G, 29G) (41N, 43G) (40N, 28G) (20G)

DEFENSE	(Top 10)	T	S	A	FF	FR	PD	Sa	Int
Mangum	149	79	69	0	2	9	1.0	2	
M. Carter	142	81	59	1	0	6	1.0	1	
Minter	134	69	58	1	3	3	6.0	0	
B. Cox	133	77	50	1	1	5	5.0	0	
W. Harris	94	75	15	4	1	19	0.0	5	
R. Cox	83	44	37	1	0	2	1.0	0	
Flanigan	81	45	28	2	3	0	6.0	0	
Simpson	61	26	30	0	0	5	4.5	0	
T. Carter	56	49	7	0	0	19	0.0	3	
Reeves	52	24	27	1	0	1	0.0	0	

**SACKS:** Flanigan 6.0, Minter 6.0, B. Cox 5.0, Simpson 4.5, Thomas 4.5, Marshall TM 3.0, Thierry 3.0, Spellman 2.0, M. Carter 1.0, R. Cox 1.0, Mangum 1.0, Grasmanis 0.5, Reeves 0.5

**TEAM 38.0, OPPONENTS 43.0**

USUAL STARTERS	
Offense	Defense
WR.....Bobby Engram	RE.....Carl Reeves
LT.....Andy Heck	RT.....Carl Simpson
LG.....Todd Perry	LT.....Jim Flanigan
C.....Chris Villarrial	LE.....John Thillery
RG.....Todd Burger	WLB.....Barry Minter
RT.....James Williams	MLB.....Bryan Cox
TE.....Keith Jennings	SLB.....Ron Cox
WR.....Ricky Proehl	RCB.....Walt Harris
QB.....Erik Kramer	LCB.....Tom Carter
RB.....Raymont Harris	SS.....Marty Carter
FB.....Tony Carter	FS.....John Mangum

RANKINGS		
Team Stats	Bears	Avg Rank
Total Yards	4987	311.7
Rushing Yards	1746	109.1
Passing Yards	3241	202.6
Points Scored	263	16.4
<b>Opp Avg Rank</b>		
Total Yards	4888	305.5
Rushing Yards	1858	116.1
Passing Yards	3030	189.4
Points Scored	421	26.3

HISTORY



# 1998 CHICAGO BEARS STATISTICS

**Record: 4-12, .250**

**5th Place, NFC Central**

**Head Coach: Dave Wannstedt**

09/06 L 23-24	JACKSONVILLE	55,614
09/13 L 12-17	at Pittsburgh	59,084
09/20 L 15-27	at Tampa Bay	64,328
09/27 L 28-31	MINNESOTA	57,783
10/04 W 31-27	DETROIT	55,562
10/11 L 7-20	at Arizona	47,860
10/18 W 13-12	DALLAS	59,201
10/25 W 23-20	at Tennessee	40,089
11/08 L 12-20	ST. LOUIS	50,263
11/15 L 3-26	at Detroit	63,152
11/22 L 13-20	at Atlanta	60,804
11/29 L 17-31	TAMPA BAY	51,938
12/06 L 22-48	at Minnesota	64,247
12/13 L 20-26	at Green Bay	59,813
12/20 W 24-3	BALTIMORE	40,853
12/27 L 13-16	GREEN BAY	58,393

Score by Period	1	2	3	4	OT	Tot
BEARS	51	95	53	77	0	276
OPPONENTS	61	104	116	87	0	368

SCORING	TDs	Ru	Pa	RK	PAT	FG	S	Pts
Jaeger	0	0	0	0	27/28	21/26	0	90
Engram	5	0	5	0	0	0	0	30
Penn	3	0	3	0	0	0	0	20
Conway	3	0	3	0	0	0	0	20
Milburn	3	0	3	0	0	0	0	18
J. Allen	2	1	1	0	0	0	0	12
Bennett	2	2	0	0	0	0	0	12
Chancey	2	2	0	0	0	0	0	12
Stenstrom	2	2	0	0	0	0	0	12
Wetnight	2	0	2	0	0	0	0	12
Bownes	1	0	1	0	0	0	0	6
Hallock	1	0	1	0	0	0	0	6
W. Harris	1	0	1	0	0	0	0	6
Kramer	1	0	1	0	0	0	0	6
S. Lee	1	0	1	0	0	0	0	6
M. Robinson	1	0	1	0	0	0	0	6
Thierry	0	0	0	0	0	1	2	6
BEARS	30	9	16	5	27/28	21/26	2	276
OPPONENTS	42	12	27	3	36/38	26/31	0	368

**2-PT. Conversions:** Penn, TEAM 1-2, OPPONENTS 1-4.

RUSHING	No	Yds	Avg	Lg	TD
Bennett	173	611	3.5	43	2
Enis	133	497	3.7	29	0
J. Allen	58	270	4.7	57	1
Chancey	29	122	4.2	14	2
Stenstrom	18	79	4.4	14	2
Conway	5	48	9.6	29	0
Hallock	13	41	3.2	14	1
Kramer	13	17	1.3	8	1
Moreno	4	9	2.3	9	0
Milburn	4	8	2.0	3	0
Morris	3	8	2.7	6	0
Engram	1	3	3.0	3	0
BEARS	454	1713	3.8	57	9
OPPONENTS	479	1875	3.9	50	12

RECEIVING	No	Yds	Avg	Lg	TD
Engram	64	987	15.4	79t	5
Conway	54	733	13.6	47	3
Penn	31	448	14.5	37	3
Bennett	28	209	7.5	31	0
Hallock	25	166	6.6	16	0
Wetnight	23	168	7.3	20	2
Mayes	21	217	10.3	22	0
Chancey	11	102	9.3	15	0
J. Allen	8	77	9.6	33	1
Enis	6	20	3.3	7	0
Bownes	5	69	13.8	44	1
M. Robinson	4	44	11.0	20t	1
Milburn	4	37	9.3	13	0
BEARS	284	3277	11.5	79t	16
OPPONENTS	292	3401	11.6	98t	27

PUNTING	No	Yds	Avg	Net	TB	In	Lg	B
Horan	64	2643	41.3	35.4	4	12	57	0
Sauerbrun	15	741	49.4	42.1	3	6	71	0
Jaeger	1	27	27.0	27.0	0	0	27	0
BEARS	80	3411	42.6	36.5	7	18	71	0
OPPONENTS	72	3084	42.8	35.7	11	20	68	1

INTS	No	Yds	Avg	Lg	TD
W. Harris	4	41	10.3	26	1
Collins	3	29	9.7	28	0
T. Carter	2	20	10.0	19	0
Minter	1	17	17.0	17	0
Thierry	1	14	14.0	14	0
Parrish	1	8	8.0	8	0
Cousin	1	0	0.0	0	0
S. Harris	1	0	0.0	0	0
BEARS	14	129	9.2	28	1
OPPONENTS	13	146	11.2	33t	1

KO RETURNS	No	Yds	Avg	Lg	TD
Milburn	62	1550	25.0	94t	2
Chancey	2	18	9.0	18	0
Bownes	1	19	19.0	19	0
Wiegmann	1	8	8.0	8	0
BEARS	66	1595	24.2	94t	2
OPPONENTS	55	1097	19.9	40	0

PUNT RET.	Ret	FC	Yds	Avg	Lg	TD
Milburn	25	15	291	11.6	93t	1
BEARS	25	15	291	11.6	93t	1
OPPONENTS	38	19	349	9.2	53	1

FGs	1-19	20-29	30-39	40-49	50+
Jaeger	2/2	8/9	9/10	1/4	1/1
BEARS	2/2	8/9	9/10	1/4	1/1
OPPONENTS	2/2	12/12	3/4	7/10	2/3
Jaeger	(45G,35G,42N,19C)	(19G,36G)	(26G,29G,52G)	(0)(23G)	(0)(22G,29G)(39G,26G,34N,33G)
(31G)	(31G,43N)	(35G,32G)	(33G)	(0)(0)(20G)	(29G,48N,21G)

OPPONENTS:	(23G)(49G)	(0)(50G)	(28G,53N,43G)	(49G,46N,40G)	(23G,23G)	(29G,19G,49B)	(24G,33G)	(24G,25G)	(50G,44G)	(28G)	(30G,20G)	(35G,43G,40G,24G)	(45B,27G)	(39N,18G)
------------	------------	----------	---------------	---------------	-----------	---------------	-----------	-----------	-----------	-------	-----------	-------------------	-----------	-----------

DEFENSE	(Top 10)	T	S	A	FF	FR	PD	Sa	Int
M. Carter	159	101	58	0	2	5	0	0	0
Minter	140	93	44	2	1	2	1	0	1
Parrish	111	70	35	5	2	7	1	0	1
S. Harris	107	70	35	1	0	2	1	0	1
Wells	98	51	44	0	0	3	3	0	0
Flanigan	86	34	42	1	1	0	8	5	0
W. Harris	85	65	19	1	1	21	0	0	4
Cousin	73	55	17	1	2	18	0	0	1
McDonald	57	36	18	2	0	4	1	0	0
Lee	57	30	24	1	1	0	2	0	0
SACKS:	Flanigan 8.5, Thomas TM 4.5, Thierry 3.5, Wells 3.0, S. Lee 2.0, Grasmann 1.0, S. Harris 1.0, McDonald 1.0, Minter 1.0, Parrish 1.0, Reeves 1.0, B. Robinson 0.5								
TEAM	28.0, OPPONENTS	31.0							

Bears		Opp
<b>TOTAL FIRST DOWNS</b>	<b>264</b>	<b>300</b>
Rushing	89	121
Passing	154	155
Penalty	21	24
3rd Down: Made/Att	75/215	80/196
3rd Down Pct.	34.9	40.8
4th Down: Made/Att	11/25	3/6
4th Down Pct.	44.0	50.0
<b>POSSESSION AVG.</b>	<b>29:26</b>	<b>30:34</b>
<b>TOTAL NET YARDS</b>	<b>4766</b>	<b>5103</b>
Avg. Per Game	297.9	318.9
Total Plays	979	963
Avg. Per Play	4.9	5.3
<b>NET YARDS RUSHING</b>	<b>1713</b>	<b>1875</b>
Avg. Per Game	107.1	117.2
Total Rushes	454	479
<b>NET YARDS PASSING</b>	<b>3053</b>	<b>3228</b>
Avg. Per Game	190.8	201.8
Sacked/Yards Lost	31/224	28/173
Gross Yards	3277	3401
Att./Comp.	494/284	456/292
Completion Pct.	57.5	64.0
Had Intercepted	13	14
<b>PUNTS/AVERAGE</b>	<b>80/42.6</b>	<b>72/42.8</b>
<b>NET PUNTING AVG.</b>	<b>80/36.5</b>	<b>72/35.7</b>
<b>PENALTIES/YARDS</b>	<b>86/714</b>	<b>102/852</b>
<b>FUMBLES/BALL LOST</b>	<b>29/21</b>	<b>33/14</b>
<b>TOUCHDOWNS</b>	<b>30</b>	<b>42</b>
Rushing	9	12
Passing	16	27
Returns	5	3

PASSING	Att	Cmp	Yds	Cmp%	Yd/Att	TD	TD%	Int	Int%	Lg	Sack/Lost	Rating
Kramer	250	151	1823	60.4	7.29	9	3.6	7	2.8	79t	10/71	83.1
Stenstrom	196	112	1252	57.1	6.39	4	2.0	6	3.1	48	19/137	70.4
Moreno	43	19	166	44.2	3.86	1	2.3	0	0.0	21	2/16	62.7
Bennett	2	1	18	50.0	9.00	1	50.0	0	0.0	18t	0/0	120.8
Horan	2	1	18	50.0	9.00	1	50.0	0	0.0	18t	0/0	120.8
Conway	1	0	0	0.0	0.00	0	0.0	0	0.0	0	0/0	39.6
BEARS	494	284	3277	57.5	6.63	16	3.2	13	2.6	79t	31/224	77.5
OPPONENTS	456	292	3401	64.0	7.46	27	5.9	14	3.1	98t	28/173	93.5

**USUAL STARTERS**

Offense		Defense	
WR.....Bobby Engram	RE.....Shawn Lee	LT.....Mike Wells	RT.....Jim Flanigan
LG.....Andy Heck	LT.....Jim Flanigan	LE.....John Thierry	WLB.....Sean Harris
LT.....Todd Perry	MLB.....Barry Minter	SLB.....Rico McDonald	RCB.....Walt Harris
C.....Casey Wiegmann	TE.....Alonzo Mayes	LCB.....Terry Cousin	SS.....Marty Carter
RG.....Chris Villarrial	WR.....Curtis Conway	FS.....Tony Parrish	
RT.....James Williams	QB.....Erik Kramer		
TE.....Alonzo Mayes	RB.....Edgar Bennett		
WR.....Curtis Conway	FB.....Ty Hallock		
QB.....Erik Kramer			
RB.....Edgar Bennett			
FB.....Ty Hallock			

**RANKINGS**

Team Stats	Bears	Avg	Rank
Total Yards	4766	297.9	21
Rushing Yards	1713	107.1	17
Passing Yards	3053	190.8	23
Points Scored	276	17.3	-
Opp		Avg	Rank
Total Yards	5103	318.9	14
Rushing Yards	1875	117.2	19
Passing Yards	3228	201.8	15
Points Scored	368	23	-

HISTORY





## 2000 CHICAGO BEARS STATISTICS

### Record: 5-11, .313

### 5th Place, NFC Central

### Head Coach: Dick Jauron

09/03 L 27-30	at Minnesota	64,104
09/10 L 0-41	at Tampa Bay	65,569
09/17 L 7-14	N.Y. GIANTS	66,944
09/24 L 14-21	DETROIT	66,944
10/01 W 27-24	at Green Bay	59,869
10/08 L 10-31	NEW ORLEANS	66,944
10/15 L 16-28	MINNESOTA	66,944
10/22 L 9-13	at Philadelphia	65,553
11/05 W 27-24	INDIANAPOLIS	66,944
11/12 L 3-20	at Buffalo	72,420
11/19 W 13-10	TAMPA BAY	66,944
11/26 L 10-17	at N.Y. Jets	77,354
12/03 L 6-28	GREEN BAY	66,944
12/10 W 24-17	NEW ENGLAND	66,944
12/17 L 0-17	at San Francisco	68,306
12/24 W 23-20	at Detroit	71,957

Bears		Opp
<b>TOTAL FIRST DOWNS</b>	<b>239</b>	<b>297</b>
Rushing	89	106
Passing	143	172
Penalty	7	19
3rd Down: Made/Att	67/222	82/223
3rd Down Pct.	30.2	36.8
4th Down: Made/Att	11/25	12/17
4th Down Pct.	44.0	70.6
<b>POSSESSION AVG.</b>	<b>28:30</b>	<b>31:30</b>
<b>TOTAL NET YARDS</b>	<b>4541</b>	<b>5234</b>
Avg. Per Game	283.8	327.1
Total Plays	993	1035
Avg. Per Play	4.6	5.1
<b>NET YARDS RUSHING</b>	<b>1736</b>	<b>1827</b>
Avg. Per Game	108.5	114.2
Total Rushes	417	469
<b>NET YARDS PASSING</b>	<b>2805</b>	<b>3407</b>
Avg. Per Game	175.3	212.9
Sacked/Yards Lost	34/200	36/230
Gross Yards	3005	3637
Att./Comp.	542/304	530/332
Completion Pct.	56.1	62.6
Had Intercepted	16	11
<b>PUNTS/AVERAGE</b>	<b>96/37.8</b>	<b>91/39.9</b>
<b>NET PUNTING AVG.</b>	<b>96/33.7</b>	<b>91/34.7</b>
<b>PENALTIES/YARDS</b>	<b>90/696</b>	<b>78/727</b>
<b>FUMBLES/BALL LOST</b>	<b>27/13</b>	<b>20/9</b>
<b>TOUCHDOWNS</b>	<b>22</b>	<b>43</b>
Rushing	6	15
Passing	12	25
Returns	4	3

Score by Period	1	2	3	4	OT	Tot
BEARS	46	59	52	59	0	216
OPPONENTS	47	117	88	103	0	355

SCORING	TDs:Ru-Pa-RK-PAT	FG	S	Pts			
Edinger	0	0	0	21/21/27	0	84	
M. Robinson	5	0	5	0	0	30	
Allen	3	2	1	0	0	18	
McNow	3	3	0	0	0	18	
Booker	2	0	2	0	0	12	
Kennison	2	0	2	0	0	12	
Allred	1	0	1	0	0	6	
Brown	1	0	0	1	0	6	
Enis	1	1	0	0	0	6	
W. Harris	1	0	0	1	0	6	
McQuarters	1	0	0	1	0	6	
Parrish	1	0	0	1	0	6	
White	1	0	1	0	0	6	
<b>BEARS</b>	<b>22</b>	<b>6</b>	<b>12</b>	<b>4</b>	<b>21/21/27</b>	<b>0</b>	<b>216</b>
<b>OPPONENTS</b>	<b>43</b>	<b>15</b>	<b>25</b>	<b>3</b>	<b>41/41/18/26</b>	<b>0</b>	<b>355</b>

**2-Pt. Conversions:** TEAM 0-1, OPPONENTS 1-2.

RUSHING	No	Yds	Avg	Lg	TD
Allen	290	1120	3.9	29	2
McNow	50	326	6.5	30	3
Enis	36	84	2.3	11t	1
Barnes	15	81	5.4	20	0
Kennison	3	72	24.0	52	0
Matthews	10	35	3.5	14	0
M. Robinson	1	9	9.0	9	0
Milburn	1	6	6.0	6	0
Miller	7	5	0.7	3	0
Engram	1	1	1.0	1	0
Booker	2	-1	-0.5	5	0
Bates	1	-2	-2.0	-2	0
<b>BEARS</b>	<b>417</b>	<b>1736</b>	<b>4.2</b>	<b>52</b>	<b>6</b>
<b>OPPONENTS</b>	<b>469</b>	<b>1827</b>	<b>3.9</b>	<b>72t</b>	<b>15</b>

RECEIVING	No	Yds	Avg	Lg	TD
M. Robinson	55	738	13.4	68t	5
Kennison	55	549	10.0	26	2
Booker	47	490	10.4	41	2
Allen	39	291	7.5	26	1
Brooks	26	216	8.3	27	0
Sinceno	23	206	9.0	28	0
Engram	16	109	6.8	25	0
White	10	87	8.7	25t	1
Allred	9	109	12.1	25	1
Enis	8	68	8.5	18	0
Bates	4	42	10.5	18	0
Mayes	4	40	10.0	19	0
Dragos	4	28	7.0	10	0
Wells	1	13	13.0	13	0
Milburn	1	8	8.0	8	0
Barnes	1	7	7.0	7	0
Lyman	1	4	4.0	4	0
<b>BEARS</b>	<b>304</b>	<b>3005</b>	<b>9.9</b>	<b>68t</b>	<b>12</b>

PUNTING	No	Yds	Avg	Net	TB	In	Lg	B
Aguiar	52	2017	38.8	34.9	4	8	56	0
Bartholomew	44	1607	36.5	32.2	3	12	52	0
<b>BEARS</b>	<b>96</b>	<b>3624</b>	<b>37.8</b>	<b>33.7</b>	<b>7</b>	<b>20</b>	<b>56</b>	<b>0</b>
<b>OPPONENTS</b>	<b>91</b>	<b>3629</b>	<b>39.9</b>	<b>34.7</b>	<b>8</b>	<b>29</b>	<b>59</b>	<b>0</b>

INTS	No	Yds	Avg	Lg	TD
Parrish	3	81	27.0	38t	1
W. Harris	2	35	17.5	35t	1
Urlacher	2	19	9.5	19	0
McQuarters	1	61	61.0	61t	1
Brown	1	35	35.0	35t	1
Wells	1	21	21.0	21	0
Azumah	1	2	2.0	2	0
<b>BEARS</b>	<b>11</b>	<b>254</b>	<b>23.1</b>	<b>61t</b>	<b>4</b>
<b>OPPONENTS</b>	<b>16</b>	<b>150</b>	<b>9.4</b>	<b>38t</b>	<b>1</b>

KO RETURNS	No	Yds	Avg	Lg	TD
Milburn	63	1468	23.3	38	0
Enis	2	30	15.0	19	0
Sinceno	1	12	12.0	12	0
Tucker	1	0	0.0	0	0
Tuinei	1	2	2.0	2	0
<b>BEARS</b>	<b>68</b>	<b>1512</b>	<b>22.2</b>	<b>38</b>	<b>0</b>
<b>OPPONENTS</b>	<b>51</b>	<b>1105</b>	<b>21.7</b>	<b>48</b>	<b>0</b>

PUNT RET.	Ret	FC	Yds	Avg	Lg	TD
Milburn	35	26	300	8.6	25	0
W. Harris	1	1	14	14.0	14	0
<b>BEARS</b>	<b>36</b>	<b>27</b>	<b>314</b>	<b>8.7</b>	<b>25</b>	<b>0</b>
<b>OPPONENTS</b>	<b>36</b>	<b>33</b>	<b>251</b>	<b>7.0</b>	<b>25</b>	<b>0</b>

FGs	1-19	20-29	30-39	40-49	50+
Edinger	1/1	5/5	7/9	6/10	2/2
<b>BEARS</b>	<b>1/1</b>	<b>5/5</b>	<b>7/9</b>	<b>6/10</b>	<b>2/2</b>
<b>OPPONENTS</b>	<b>1/1</b>	<b>6/6</b>	<b>3/8</b>	<b>6/10</b>	<b>1/2</b>

Edinger:(29C, 49N) (42N) (49N) (1) (19G, 42N, 47C) (30N, 38G) (22G) (25G, 33G, 40G) (41G, 37C) (24C) (34G, 38N, 48G) (39G) (32G, 46G) (24G, 47N) (1) (37G, 50G, 54G)

**OPPONENTS:**(35G, 38G, 45G) (50N, 23G, 47G) (34N, 41B, 31B) (32B) (42G) (44G) (1) (51G, 29G) (19G) (27C, 42G, 39N) (33G) (20G, 46N) (1) (40G) (33N, 28G) (41G, 26G)

DEFENSE	(Top 10)	T	S	A	FF	FR	PD	SA	Int
Urlacher	165	103	54	0	1	3	8	0	2
Brown	118	77	41	0	1	1	6	0	1
S. Harris	102	71	29	1	0	0	0	1	0
Parrish	101	64	33	2	0	8	2	0	3
Holdman	87	63	23	1	0	0	0	0	0
T. Smith	82	56	25	1	1	8	0	0	0
B. Robinson	77	52	20	0	0	9	4	5	0
Flanigan	64	30	30	0	1	0	4	0	0
Wells	64	29	34	0	1	0	1	1	0
Daniels	55	29	20	0	1	3	6	0	0

**SACKS:** Urlacher 8.0, Daniels 6.0, B. Robinson 4.5, Flanigan 4.0, Colvin 3.0, Parrish 2.0, F. Smith 2.0, S. Harris 1.0, Wells 1.0, McQuarters 1.0, Tuinei 1.0, Culppepper 1.0, Wilson 1.0, Simmons 0.5

**TEAM 36.0, OPPONENTS 34.0**

PASSING	Att	Cmp	Yds	Cmp%	Yd/Att	TD	TD%	Int	Int%	Lg	Sack/Lost	Rating
McNow	280	154	1646	55.0	5.88	8	2.9	9	3.2	68t	27/169	68.5
Matthews	178	102	964	57.3	5.42	3	1.7	6	3.4	41	5/24	64.0
Miller	82	47	382	57.3	4.66	1	1.2	1	1.2	34t	2/7	68.2
Aguiar	1	1	13	100.0	13.00	0	0.0	0	0.0	13	0/0	118.8
Hartsell	1	0	0	0.0	0.00	0	0.0	0	0.0	0	0/0	39.6
<b>BEARS</b>	<b>542</b>	<b>304</b>	<b>3005</b>	<b>56.1</b>	<b>5.54</b>	<b>12</b>	<b>2.2</b>	<b>16</b>	<b>3.0</b>	<b>68t</b>	<b>34/200</b>	<b>67.0</b>
<b>OPPONENTS</b>	<b>550</b>	<b>332</b>	<b>3637</b>	<b>62.6</b>	<b>6.86</b>	<b>25</b>	<b>4.7</b>	<b>11</b>	<b>2.1</b>	<b>66</b>	<b>36/230</b>	<b>90.0</b>

USUAL STARTERS	
Offense	Defense
WR..... Eddie Kennison	RE..... Phillip Daniels
LT..... Blake Brockmeyer	RT..... Mike Wells
LG..... Todd Perry	LE..... Jim Flanigan
C..... Olin Kreutz	LE..... Bryan Robinson
RG..... Chris Villarrial	WLB..... Warrick Holdman
RT..... James Williams	MLB..... Brian Urlacher
TE..... Kaseem Sinceno	SLB..... R. Colvin/S. Harris
WR..... Marcus Robinson	RCB..... Thomas Smith
QB..... Cade McNown	LCB..... Walt Harris
RB..... James Allen	SS..... Tony Parrish
FB..... Curtis Enis	FS..... Mike Brown

RANKINGS			
Team Stats	Bears	Avg	Rank
Total Yards	4541	283.8	23
Rushing Yards	1736	108.5	21
Passing Yards	2805	175.3	23
Points Scored	216	13.5	28
Opp			Rank
Total Yards	5234	327.1	16
Rushing Yards	1827	114.2	19
Passing Yards	3407	212.9	17
Points Scored	355	22.2	20

HISTORY



## 2001 CHICAGO BEARS STATISTICS

**Record: 13-3, .813**

**1st Place, NFC Central**

**Head Coach: Dick Jauron**

Date	Result	Opponent	Score
09/09 L	6-17	at Baltimore	69,365
09/23 W	17-10	MINNESOTA	66,944
10/07 W	31-3	at Atlanta	47,640
10/14 W	20-13	ARIZONA	66,944
10/21 W	24-0	at Cincinnati	63,408
10/28 W	37-31	ot SAN FRANCISCO	66,944
11/04 W	27-21	at CLEVELAND	66,944
11/11 L	12-20	GREEN BAY	66,944
11/18 W	27-24	at Tampa Bay	65,612
11/25 W	13-6	at Minnesota	64,214
12/02 W	13-10	DETROIT	66,944
12/09 L	7-17	at Green Bay	59,869
12/16 W	27-3	TAMPA BAY	66,944
12/23 W	20-15	at Washington	78,884
12/30 W	24-0	at Detroit	76,067
01/06 W	33-13	JACKSONVILLE	66,944

**PLAYOFFS**

01/19 L	19-33	PHILADELPHIA	66,944
---------	-------	--------------	--------

Bears		Opp	
<b>TOTAL FIRST DOWNS</b>	<b>277</b>	<b>277</b>	
Rushing	100	71	
Passing	153	191	
Penalty	24	15	
3rd Down: Made/Att	74/225	80/223	
3rd Down Pct.	32.9	35.9	
4th Down: Made/Att	10/21	4/17	
4th Down Pct.	47.6	23.5	
<b>POSSESSION AVG.</b>	<b>30:35</b>	<b>29:25</b>	
<b>TOTAL NET YARDS</b>	<b>4694</b>	<b>4978</b>	
Avg. Per Game	293.4	311.1	
Total Plays	1020	1023	
Avg. Per Play	4.6	4.9	
<b>NET YARDS RUSHING</b>	<b>1742</b>	<b>1313</b>	
Avg. Per Game	108.9	82.1	
Total Rushes	475	373	
<b>NET YARDS PASSING</b>	<b>2952</b>	<b>3665</b>	
Avg. Per Game	184.5	229.1	
Sacked/Yards Lost	17/120	48/294	
Gross Yards	3072	3959	
Att./Comp.	528/315	602/355	
Completion Pct.	59.7	59.0	
Had Intercepted	16	20	
<b>PUNTS/AVERAGE</b>	<b>88/42.0</b>	<b>90/40.7</b>	
<b>NET PUNTING AVG.</b>	<b>88/37.0</b>	<b>90/32.2</b>	
<b>PENALTIES/YARDS</b>	<b>63/622</b>	<b>97/808</b>	
<b>FUMBLE/BALL LOST</b>	<b>21/8</b>	<b>34/17</b>	
<b>TOUCHDOWNS</b>	<b>37</b>	<b>21</b>	
Rushing	12	6	
Passing	20	12	
Returns	5	3	

PASSING	Att	Cmp	Yds	Cmp%	Yd/Att	TD	TD%	Int	Int%	LG	Sack/Lost	Rating
Miller	395	228	2299	57.7	5.82	13	3.3	10	2.5	66t	11/72	74.9
Matthews	129	84	694	65.1	5.38	5	3.9	6	4.7	34t	6/48	72.3
Booker	2	1	34	50.0	17.00	1	50.0	0	0.0	34t	0/0	135.4
Johnson	1	1	18	100.0	18.00	0	0.0	0	0.0	18	0/0	118.8
Maynard	1	1	27	100.0	27.00	1	100.0	0	0.0	27t	0/0	158.3
<b>BEARS</b>	<b>528</b>	<b>315</b>	<b>3072</b>	<b>59.7</b>	<b>5.82</b>	<b>20</b>	<b>3.8</b>	<b>16</b>	<b>3.0</b>	<b>66t</b>	<b>17/70</b>	<b>76.0</b>
<b>OPPONENTS</b>	<b>5602</b>	<b>355</b>	<b>3959</b>	<b>59.0</b>	<b>6.58</b>	<b>12</b>	<b>2.0</b>	<b>20</b>	<b>3.3</b>	<b>60t</b>	<b>48/294</b>	<b>71.4</b>

Score by Period	1	2	3	4	OT	Tot
BEARS	38	96	71	121	12	338
OPPONENTS	48	31	71	53	0	203

SCORING	TDs:Ru-Pa-RK-PAT	FG	S	Pts			
Edinger	0	0	0	034/34	26/31	0	112
Booker	8	0	0	0	0	48	
Thomas	7	7	0	0	0	44	
Johnson	4	4	0	0	0	24	
Terrill	4	0	4	0	0	24	
Allen	2	1	1	0	0	12	
Baxter	2	0	2	0	0	12	
Brown	2	0	0	2	0	12	
M. Robinson	2	0	2	0	0	12	
Urlacher	2	0	1	0	0	12	
Bates	1	0	1	0	0	6	
Harris	1	0	0	1	0	6	
McQuarters	1	0	0	1	0	6	
Shelton	1	0	1	0	0	6	
<b>BEARS</b>	<b>37</b>	<b>12</b>	<b>20</b>	<b>534/34</b>	<b>26/31</b>	<b>1</b>	<b>338</b>
<b>OPPONENTS</b>	<b>21</b>	<b>6</b>	<b>12</b>	<b>319/20</b>	<b>18/28</b>	<b>1</b>	<b>203</b>

**2-Pt. Conversions:** Thomas, TEAM 1-1, OPPONENTS 1-1.

RUSHING	No	Yds	Avg	Lg	TD
Thomas	278	1183	4.3	46	7
Allen	135	469	3.5	19	1
Johnson	20	99	5.0	34	4
Booker	4	8	2.0	13	0
Matthews	4	5	1.3	3	0
Denison	1	4	4.0	4	0
Milburn TM	3	3	1.0	4	0
Maynard	1	-10	-10.0	-10	0
Miller	29	-19	-7	3	0
<b>BEARS</b>	<b>475</b>	<b>1742</b>	<b>3.7</b>	<b>46</b>	<b>12</b>
<b>OPPONENTS</b>	<b>373</b>	<b>1313</b>	<b>3.5</b>	<b>29</b>	<b>6</b>

RECEIVING	No	Yds	Avg	Lg	TD
Booker	100	1071	10.7	66t	8
White	45	428	9.5	32	0
Terrill	34	415	12.2	62	4
Allen	30	203	6.8	34t	1
M. Robinson	23	269	11.7	34t	2
Thomas	22	178	8.1	23	0
Baxter	22	148	6.7	19	2
Shelton	12	76	6.3	16	1
Davis	11	68	6.2	14	0
Bates	9	160	17.8	40	1
Milburn TM	3	9	3.0	7	0
Merritt	2	20	10.0	13	0
Urlacher	1	27	27.0	27t	1
Johnson	1	0	0.0	0	0
<b>BEARS</b>	<b>315</b>	<b>3072</b>	<b>9.8</b>	<b>66t</b>	<b>20</b>
<b>OPPONENTS</b>	<b>355</b>	<b>3959</b>	<b>11.2</b>	<b>60t</b>	<b>12</b>

PUNTING	No	Yds	Avg	Net	TB	In	Lg	B
Maynard	87	3709	42.6	37.0	8	36	60	0
Edinger	1	34	34.0	34.0	0	1	34	0
<b>BEARS</b>	<b>88</b>	<b>3743</b>	<b>42.5</b>	<b>37.0</b>	<b>8</b>	<b>37</b>	<b>60</b>	<b>0</b>
<b>OPPONENTS</b>	<b>90</b>	<b>3662</b>	<b>40.7</b>	<b>32.2</b>	<b>18</b>	<b>21</b>	<b>56</b>	<b>0</b>

INTS	No	Yds	Avg	Lg	TD
Brown	5	81	16.2	33t	2
Urlacher	3	60	20.0	41	0
McQuarters	3	47	15.7	43	0
Parrish	3	36	12.0	26	0
Colvin	2	22	11.0	14	0
Traylor	1	67	67.0	67	0
Harris	1	45	45.0	39t	1
Azumah	1	14	14.0	14	0
Holdman	1	0	0.0	0	0
<b>BEARS</b>	<b>20</b>	<b>372</b>	<b>18.6</b>	<b>67</b>	<b>3</b>
<b>OPPONENTS</b>	<b>16</b>	<b>187</b>	<b>11.7</b>	<b>97t</b>	<b>1</b>

KO RETURNS	No	Yds	Avg	Lg	TD
Denison	23	534	23.2	37	0
Johnson	14	286	20.4	33	0
Milburn TM	6	152	25.3	37	0
Azumah	4	65	16.3	23	0
Dogins	1	6	6.0	6	0
Newkirk	1	8	8.0	8	0
Powell	1	1	1.0	1	0
Terrill	1	8	8.0	8	0
<b>BEARS</b>	<b>52</b>	<b>1060</b>	<b>20.4</b>	<b>37</b>	<b>0</b>
<b>OPPONENTS</b>	<b>66</b>	<b>1353</b>	<b>20.5</b>	<b>39</b>	<b>0</b>

PUNT RET.	Ret	FC	Yds	Avg	Lg	TD
Johnson	28	10	255	9.1	35	0
McQuarters	12	1	96	8.0	16	0
Milburn TM	4	3	33	8.3	20	0
Denison	1	0	5	5.0	5	0
Azumah	0	0	16	--	16	0
<b>BEARS</b>	<b>45</b>	<b>14</b>	<b>405</b>	<b>9.0</b>	<b>35</b>	<b>0</b>
<b>OPPONENTS</b>	<b>45</b>	<b>14</b>	<b>327</b>	<b>7.3</b>	<b>32</b>	<b>0</b>

FGs	1-19	20-29	30-39	40-49	50+
Edinger	0/0	6/7	7/8	13/16	0/0
<b>BEARS</b>	<b>0/0</b>	<b>6/7</b>	<b>7/8</b>	<b>13/16</b>	<b>0/0</b>
<b>OPPONENTS</b>	<b>0/0</b>	<b>7/7</b>	<b>5/7</b>	<b>6/14</b>	<b>0/0</b>
<p>EDINGER:(20C,43N,46C)(45C)(48N,42C)(46G,43C)(48C,43N)(1)(37C,47C,38C,41C)(26G,40C)(30G,43C)(46G,26G,39N)(23N)(30G,46C)(39G,37C)(38C)(47G,23G,25G,22C)</p> <p>OPPONENTS:(46N,37C)(20C)(44N,44C)(40G,47C)(39N)(49B,40C)(40C,31C)(25C,38G,26G,48N)(44C,21C)(45N,48N,36G,40N)(41N,27C)(25G)(34G,26G)(0)(36B)</p>					

DEFENSE	(Top 10)	T	S	A	FF	FR	PD	Sa	Int
Urlacher	148	92	46	1	2	4	6.0	3	
Holdman	145	101	39	3	0	6	1.5	1	
McQuarters	89	57	25	1	1	21	1.0	3	
Brown	86	48	34	2	1	13	3.0	5	
Parrish	80	47	28	0	2	7	1.0	3	
Colvin	79	42	20	2	1	5	10.5	2	
Robinson	72	39	25	2	1	12	4.5	0	
Daniels	72	32	23	3	2	10	9.0	0	
Harris	70	47	22	2	2	10	0.1	1	
Green	68	45	19	2	0	4	3.0	0	
<p><b>SACKS:</b> Colvin 10.5, Daniels 9.0, Urlacher 6.0, B. Robinson 4.5, Brown 3.0, O. Green 3.0, Azumah 2.0, Boone 2.0, Traylor 2.0, Holdman 1.5, Washington 1.5, McQuarters 1.0, Newkirk 1.0, Parrish 1.0</p> <p><b>TEAM</b> 48.0, <b>OPPONENTS</b> 17.0</p>									

USUAL STARTERS											
<b>Offense</b>				<b>Defense</b>				<b>RANKINGS</b>			
WR.....	Dez White	RE.....	Phillip Daniels	<b>Team Stats</b>		<b>Bears</b>		<b>avg</b>		<b>rank</b>	
LT.....	Blake Brockmeyer	RT.....	Keith Traylor	Total Yards.....	4694	293.4	26t				
LG.....	Rex Tucker	LT.....	Ted Washington	Rushing Yards.....	1742	108.9	26t				
C.....	Olin Kreutz	LE.....	Bryan Robinson	Passing Yards.....	2952	184.5	24				
RG.....	Chris Villarrial	WLB....	Warrick Holdman	Points Scored.....	338	21.1	11				
RT.....	James Williams	MLB....	Brian Urlacher	<b>Opp</b>		<b>avg</b>		<b>rank</b>			
TE.....	Fred Baxter	SLB....	Rosevelt Colvin	Total Yards.....	4978	311.1	15				
WR.....	Marty Booker	RCB....	R.W. McQuarters	Rushing Yards.....	1313	82.1	2				



## 2002 CHICAGO BEARS STATISTICS

### Record: 4-12, .250

#### 3rd Place, NFC North

#### Head Coach: Dick Jauron

09/08 W	17-23	MINNESOTA	63,226
09/15 W	24-13	at Atlanta	68,081
09/22 L	23-29	NEW ORLEANS	63,216
09/29 L	27-33	ot at Buffalo	72,780
10/07 L	21-34	GREEN BAY	63,226
10/20 L	20-23	ot at Detroit	60,421
10/27 L	7-25	at Minnesota	64,122
11/03 L	13-19	PHILADELPHIA	54,049
11/10 L	30-33	NEW ENGLAND	63,105
11/18 L	16-21	at St. Louis	66,250
11/24 W	20-17	ot DETROIT	62,375
12/01 L	20-30	at Green Bay	64,196
12/09 L	9-27	at Miami	73,609
12/15 W	20-13	NY JETS	62,226
12/22 L	14-24	at Carolina	72,602
12/29 L	0-15	TAMPA BAY	55,832

Score by Period	1	2	3	4	OT	Tot
BEARS	45	93	61	79	3	281
OPPONENTS	41	148	92	89	9	379

SCORING	TDs:Ru-Pa-RK-PAT	FG	S	Pts				
Edinger	0	0	0	0	29/29	22/28	0	95
Booker	6	0	6	0			0	36
Thomas	6	6	0	0			0	36
White	4	0	4	0			0	24
Davis	3	0	3	0			0	18
M. Robinson	3	0	3	0			0	18
Terrell	3	0	3	0			0	18
Lyman	2	0	2	0			0	12
M. Brown	1	0	1	0			0	6
L. Johnson	1	1	0	0			0	6
Peterson	1	1	0	0			0	6
Pritchett	1	0	1	0			0	6
<b>BEARS</b>	<b>31</b>	<b>8</b>	<b>22</b>	<b>1</b>	<b>29/29</b>	<b>22/28</b>	<b>0</b>	<b>281</b>
<b>OPPONENTS</b>	<b>38</b>	<b>13</b>	<b>24</b>	<b>1</b>	<b>34/34</b>	<b>37/44</b>	<b>1</b>	<b>379</b>

2-Pt. Conversions: TEAM 0-2, OPPONENTS; 2-3.

RUSHING	No	Yds	Avg	Lg	TD
Thomas	214	721	3.4	34	6
L. Johnson	103	329	3.2	23	1
Burris	15	104	6.9	17	0
Peterson	19	101	5.3	14	1
Chandler	10	32	3.2	14	0
Maynard	1	20	20.0	20	0
Miller	13	11	0.8	5	0
White	3	11	3.7	21	0
Sauter	2	8	4.0	7	0
Merritt	1	5	5.0	5	0
Pritchett	1	2	2.0	2	0
<b>BEARS</b>	<b>382</b>	<b>1344</b>	<b>3.5</b>	<b>34</b>	<b>8</b>
<b>OPPONENTS</b>	<b>504</b>	<b>2076</b>	<b>4.1</b>	<b>63t</b>	<b>13</b>

RECEIVING	No	Yds	Avg	Lg	TD
Booker	97	1189	12.3	54	6
White	51	656	12.9	76t	4
Thomas	24	163	6.8	19	0
M. Robinson	21	244	11.6	45t	3
Davis	20	193	9.7	37	3
Pritchett	19	165	8.7	24	1
L. Johnson	16	125	7.8	31	0
Lyman	14	121	8.6	21	2
Merritt	14	100	7.1	25	0
Gilmore	10	130	13.0	30	0
Terrell	9	127	14.1	52	3
Shelton	7	34	4.9	8	0
Baxter	5	51	10.2	22	0
Peterson	3	18	6.0	16	0
<b>BEARS</b>	<b>310</b>	<b>3316</b>	<b>10.7</b>	<b>76t</b>	<b>22</b>

PUNTING	No	Yds	Avg	Net	TB	In	Lg	B
Maynard	87	3679	42.3	37.4	2	26	75	0
<b>BEARS</b>	<b>87</b>	<b>3679</b>	<b>42.3</b>	<b>37.4</b>	<b>2</b>	<b>26</b>	<b>75</b>	<b>0</b>
<b>OPPONENTS</b>	<b>78</b>	<b>3260</b>	<b>41.8</b>	<b>34.1</b>	<b>12</b>	<b>24</b>	<b>67</b>	<b>1</b>

INTS	No	Yds	Avg	Lg	TD
M. Brown	3	16	5.3	16	0
Austin	2	0	0.0	0	0
Moore	1	35	35.0	35	0
McQuarters	1	33	33.0	33	0
Howard	1	9	9.0	9	0
Urlacher	1	0	0.0	0	0
Azumah	0	18	---	18	0
<b>BEARS</b>	<b>9</b>	<b>111</b>	<b>12.3</b>	<b>35</b>	<b>0</b>
<b>OPPONENTS</b>	<b>18</b>	<b>258</b>	<b>14.3</b>	<b>72t</b>	<b>1</b>

KO RETURNS	No	Yds	Avg	Lg	TD
Merritt	45	1029	22.9	63	0
L. Johnson	21	418	19.9	35	0
Abdullah	9	182	20.2	35	0
Sutherland	3	49	16.3	18	0
Peterson	2	37	18.5	21	0
White	2	47	23.5	27	0
Shelton	1	0	0.0	0	0
<b>BEARS</b>	<b>83</b>	<b>1762</b>	<b>21.2</b>	<b>63</b>	<b>0</b>
<b>OPPONENTS</b>	<b>61</b>	<b>1361</b>	<b>22.3</b>	<b>67</b>	<b>0</b>

PUNT RET.	Ret	FC	Yds	Avg	Lg	TD
L. Johnson	28	10	288	10.3	30	0
Merritt	10	2	71	7.1	18	0
<b>BEARS</b>	<b>38</b>	<b>12</b>	<b>359</b>	<b>9.4</b>	<b>30</b>	<b>0</b>
<b>OPPONENTS</b>	<b>46</b>	<b>19</b>	<b>386</b>	<b>8.4</b>	<b>57</b>	<b>0</b>

FGs	1-19	20-29	30-39	40-49	50+
Edinger	0/0	4/4	5/6	8/10	5/8
<b>BEARS</b>	<b>0/0</b>	<b>4/4</b>	<b>5/6</b>	<b>8/10</b>	<b>5/8</b>
<b>OPPONENTS</b>	<b>0/0</b>	<b>17/18</b>	<b>11/13</b>	<b>8/9</b>	<b>1/4</b>
Edinger:(49G,49G,43N)(50N)(31G,25G,58N,25G)(46G,24G)(1)(53G,42G)(1)(30G,53G)(39G,40G,32G)(37G,48G,50G)(35N,22G,40G)(52N)(52G)(53G,48G)(48B)(1)					
<b>OPPONENTS</b> :(30G,22G,42G)(50N,37G,27G,45N)(1)(48G,49G,39B)(49G,28B,36N,35G,50N)(55N,30G,24G,48G)(44G,24G,24G)(23G,36G,27G,22G)(57G,31G,42G,25G)(1)(22G)(21G,31G,27G)(23G,29G)					
(42G, 28G)(25G)(30G,32G,33G,26G,33G)					

DEFENSE (Top 10)	T	S	A	FF	FR	PD	SA	Int
Urlacher	214	159	55	19	2	2	4.5	1
Green	138	89	49	5	0	2	1.0	0
M. Brown	111	71	40	2	1	2	0.0	3
Azumah	92	73	19	2	2	0	1.0	0
Colvin	72	58	14	8	3	1	10.5	0
Caldwell	69	49	20	1	0	1	3.0	0
Daniels	64	40	24	3	0	1	5.5	0
Howard	57	43	14	2	0	0	0.5	1
McQuarters	51	38	13	1	0	1	0.0	1
A. Brown	49	32	17	3	3	3	2.5	0
<b>SACKS:</b> Colvin 10.5, Daniels 5.5, Urlacher 4.5, Caldwell 3.0, A. Brown 2.5, Boone 1.5, Knight 1.5, Azumah 1.0, Green 1.0, B. Robinson 1.0, Traylor 1.0, Howard 0.5, Tafoya 0.5								
<b>TEAM</b> 35.0, <b>OPPONENTS</b> 44.0								

PASSING	Att	Cmp	Yds	Cmp%/Yd	Att	TD	Int	Int%	Lg	Sack/Lost	Rating	
Miller	314	180	1944	57.3	6.19	13	4.1	9	2.9	54	16/101	77.5
Chandler	161	103	1023	64.0	6.35	4	2.5	4	2.5	76t	23/144	79.8
Burris	51	18	207	35.3	4.06	3	5.9	5	9.8	45t	4/20	28.4
Sauter	9	6	59	66.7	6.56	0	0.0	0	0.0	31	0/0	85.0
Booker	5	1	44	20.0	8.80	1	20.0	0	0.0	44t	0/0	103.3
L. Johnson	1	1	27	100.0	27.0	0	0.0	0	0.0	27	1/0	118.8
Maynard	1	1	12	100.0	12.00	1	100.0	0	0.0	12t	0/0	156.3
Urlacher	1	0	0	0.0	0.00	0	0.0	0	0.0	0	0/0	39.6
<b>BEARS</b>	<b>543</b>	<b>310</b>	<b>3316</b>	<b>57.1</b>	<b>6.11</b>	<b>22</b>	<b>4.1</b>	<b>18</b>	<b>3.3</b>	<b>76t</b>	<b>44/265</b>	<b>74.8</b>
<b>OPPONENTS</b>	<b>547</b>	<b>335</b>	<b>3782</b>	<b>61.2</b>	<b>6.91</b>	<b>24</b>	<b>4.4</b>	<b>9</b>	<b>1.6</b>	<b>85t</b>	<b>35/252</b>	<b>89.7</b>

USUAL STARTERS			
Offense		Defense	
WR.....	Dez White	RE.....	Alex Brown
LT.....	Mike Gandy	RT.....	Keith Traylor
LG.....	Kevin Diggins	LT.....	Bryan Robinson
C.....	Olin Kreutz	LE.....	Phillip Daniels
RG.....	Chris Villarrial	WLB.....	Bobbie Howard
RT.....	James Williams	MLB.....	Brian Urlacher
TE.....	John Davis	SLB.....	Rosevelt Colvin
WR.....	Marty Booker	RCB.....	Jerry Azumah
QB.....	Jim Miller	LCB.....	R.W. McQuarters
RB.....	Anthony Thomas	SS.....	Mike Green
FB.....	Daimon Shelton	FS.....	Mike Brown

RANKINGS		
Team Stats	Bears	Avg Rank
Total Yards	4395	274.7..... 29
Rushing Yards	1344	84.0..... 32
Passing Yards	3051	190.7..... 24
Points Scored	281	17.6..... 27
Opp Avg Rank		
Total Yards	5606	350.4..... 25
Rushing Yards	2076	129.8..... 26
Passing Yards	3530	222.6..... 24
Points Scored	379	23.7..... 25

HISTORY





## 2003 CHICAGO BEARS STATISTICS

**Record: 7-9, .438**

**3rd Place, NFC North**  
**Head Coach: Dick Jauron**

Wk	Day	Opp	Score
09/07	L	7-49 at San Francisco	67,554
09/14	L	13-24 at Minnesota	64,144
09/29	L	23-38 GREEN BAY	61,500
10/05	W	24-21 OAKLAND	61,099
10/12	L	13-20 at New Orleans	68,390
10/19	L	17-24 at Seattle	65,671
10/26	W	24-16 DETROIT	61,428
11/02	W	20-7 SAN DIEGO	61,500
11/09	L	10-12 at Detroit	61,492
11/16	L	21-23 ST. LOUIS	61,820
11/23	W	19-10 at Denver	75,540
11/30	W	28-3 ARIZONA	61,550
12/07	L	21-34 at Green Bay	70,458
12/14	W	13-10 MINNESOTA	61,804
12/21	W	27-24 WASHINGTON	61,719
12/28	L	3-31 at Kansas City	78,413

Bears		Opp
<b>TOTAL FIRST DOWNS</b>	<b>264</b>	<b>289</b>
Rushing	104	104
Passing	143	156
Penalty	17	29
3rd Down: Made/Att	77/228	84/213
3rd Down Pct.	33.8	39.4
4th Down: Made/Att	15/23	6/15
4th Down Pct.	65.2	40.0
<b>POSSESSION AVG.</b>	<b>29:39</b>	<b>30:21</b>
<b>TOTAL NET YARDS</b>	<b>4380</b>	<b>4947</b>
Avg. Per Game	273.8	309.2
Total Plays	1001	992
Avg. Per Play	4.4	5.0
<b>NET YARDS RUSHING</b>	<b>1763</b>	<b>1865</b>
Avg. Per Game	110.2	116.6
Total Rushes	443	449
<b>NET YARDS PASSING</b>	<b>2617</b>	<b>3082</b>
Avg. Per Game	163.6	192.6
Sacked/Yards Lost	43/288	18/105
Gross Yards	2905	3187
Att./Comp.	515/271	525/326
Completion Pct.	52.6	62.1
Had Intercepted	20	15
<b>PUNTS/AVERAGE</b>	<b>81/40.2</b>	<b>76/40.4</b>
<b>NET PUNTING AVG.</b>	<b>81/34.6</b>	<b>76/33.3</b>
<b>PENALTIES/YARDS</b>	<b>92/806</b>	<b>93/746</b>
<b>FUMBLES/BALL LOST</b>	<b>25/9</b>	<b>19/5</b>
<b>TOUCHDOWNS</b>	<b>29</b>	<b>36</b>
Rushing	13	13
Passing	12	20
Returns	4	3
<b>PASSING Att Cmp Yds Cmp% Yd/Att TD TD% Int Int%</b>	<b>251 126 1418 50.2 5.65 7 2.8 12 4.8</b>	<b>257 167 1871 57.7 5.47 3 1.6 7 3.6</b>
Chandler	192 107 1050 55.7 5.47 3	1.6 7 3.6 37 14/101 61.3
Grossman	72 38 437 52.8 6.07 2	2.8 1 1.4 59t 4/41 74.8
<b>BEARS</b>	<b>515 271 2905 52.6 5.64 12 2.3 20 3.9</b>	<b>61t 43/288 61.0</b>
<b>OPPONENTS</b>	<b>525 326 3187 62.1 6.07 20 3.8 15 2.9</b>	<b>51 18/105 56.8</b>

Score by Period	1	2	3	4	OT	Tot
BEARS	46	76	53	108	0	283
OPPONENTS	69	109	50	118	0	346

SCORING	TDs:Ru-Pa-R-K-PAT	FG	S	Pts
Edinger	0 0 0 0	27/27	26/36	0 105
Thomas	6 6 0 0	0	0	36
Booker	4 0 4 0	0	0	24
Stewart	3 3 0 0	1	0	20
White	3 0 3 0	0	0	18
Azumah	2 0 0 2	0	0	12
Clark	2 0 2 0	0	0	12
Forsey	2 2 0 0	0	0	12
Gage	2 0 2 0	0	0	12
Pritchett	2 2 0 0	0	0	12
Briggs	1 0 0 1	0	0	6
McQuarters	1 0 0 1	0	0	6
Terrell	1 0 1 0	0	0	6
Chandler	0 0 0 0	1	2	2
<b>BEARS</b>	<b>29 13 12 4</b>	<b>27/27</b>	<b>26/36</b>	<b>2 283</b>
<b>OPPONENTS</b>	<b>36 13 20 3</b>	<b>31/33</b>	<b>31/38</b>	<b>3 346</b>

**2-Pt. Conversions:** TEAM 2-2, OPPONENTS: 3-3.

RUSHING	No	Yds	Avg	Lg	TD
Thomas	244	1024	4.2	67t	6
Stewart	59	290	4.9	25	3
Forsey	50	191	3.8	17	2
Peterson	22	70	3.2	10	0
Pritchett	21	93	4.4	18	2
Abdullah	18	37	2.1	10	0
Chandler	14	35	2.5	11	0
Wade	5	14	2.8	6	0
White	2	13	6.5	12	0
Terrell	1	4	4.0	4	0
Maynard	1	0	0.0	0	0
Grossman	3	-1	-0.3	0	0
Booker	3	-7	-2.3	1	0
<b>BEARS</b>	<b>443</b>	<b>1763</b>	<b>4.0</b>	<b>67t</b>	<b>13</b>
<b>OPPONENTS</b>	<b>449</b>	<b>1865</b>	<b>4.2</b>	<b>60t</b>	<b>13</b>

RECEIVING	No	Yds	Avg	Lg	TD
Booker	52	715	13.8	61t	4
White	49	583	11.9	49	3
Clark	44	433	9.8	31	2
Terrell	43	361	8.4	35	1
Pritchett	18	83	4.6	20	0
Gage	17	338	19.9	57	2
Wade	12	137	11.4	24	0
Lyman	11	80	7.3	12	0
Thomas	9	36	4.0	9	0
Abdullah	8	55	6.9	17	0
Merritt	3	50	16.7	25	0
Forsey	3	37	12.3	22	0
Peterson	1	5	5.0	5	0
Kreutz	1	-8	-8.0	-8	0
<b>BEARS</b>	<b>271</b>	<b>2905</b>	<b>10.7</b>	<b>61t</b>	<b>12</b>
<b>OPPONENTS</b>	<b>326</b>	<b>3187</b>	<b>9.8</b>	<b>51</b>	<b>20</b>

PUNTING	No	Yds	Avg	Net	TB	In	Lg	B
Maynard	79	3258	41.2	34.6	9	23	53	2
<b>BEARS</b>	<b>81</b>	<b>3258</b>	<b>40.2</b>	<b>34.6</b>	<b>9</b>	<b>23</b>	<b>53</b>	<b>2</b>
<b>OPPONENTS</b>	<b>76</b>	<b>3073</b>	<b>40.4</b>	<b>33.3</b>	<b>4</b>	<b>21</b>	<b>62</b>	<b>0</b>

INTS	No	Yds	Avg	Lg	TD
Azumah	4	44	11.0	25	0
Tillman	4	27	6.8	32	0
McQuarters	2	72	36.0	43	0
M. Brown	2	0	0.0	0	0
Briggs	1	45	45.0	45t	1
Green	1	3	3.0	3	0
A. Brown	1	0	0.0	0	0
<b>BEARS</b>	<b>15</b>	<b>191</b>	<b>12.7</b>	<b>45t</b>	<b>1</b>
<b>OPPONENTS</b>	<b>20</b>	<b>390</b>	<b>19.5</b>	<b>90t</b>	<b>2</b>

KO RETURNS	No	Yds	Avg	Lg	TD
Azumah	41	1191	29.0	89t	2
Merritt	20	405	20.3	35	0
Abdullah	5	62	12.4	17	0
Tafoya	4	55	13.8	19	0
Gilmore	3	25	8.3	11	0
<b>BEARS</b>	<b>73</b>	<b>1738</b>	<b>23.8</b>	<b>89t</b>	<b>2</b>
<b>OPPONENTS</b>	<b>64</b>	<b>1367</b>	<b>21.4</b>	<b>96t</b>	<b>1</b>

PUNT RET.	Ret	FC	Yds	Avg	Lg	TD
McQuarters	37	12	452	12.2	60t	1
Wade	2	1	9	4.5	10	0
<b>BEARS</b>	<b>39</b>	<b>13</b>	<b>461</b>	<b>11.8</b>	<b>60t</b>	<b>1</b>
<b>OPPONENTS</b>	<b>36</b>	<b>13</b>	<b>277</b>	<b>7.7</b>	<b>35</b>	<b>0</b>

FGs	1-19	20-29	30-39	40-49	50+
Edinger	1/1	4/4	9/13	9/14	3/4
<b>BEARS</b>	<b>1/1</b>	<b>4/4</b>	<b>9/13</b>	<b>9/14</b>	<b>3/4</b>
<b>OPPONENTS</b>	<b>0/0</b>	<b>12/12</b>	<b>12/14</b>	<b>6/9</b>	<b>1/3</b>
Edinger ( )	(42G, 43G)	(31G, 38G, 41G)	(35G, 50G, 48G)	(28G, 31G)	(50G, 35G, 40G)
(37G, 32B)	(38G, 22C)	(43C, 48B, 41N)	(34N)	(33G, 23G, 54G, 47C)	(44N, 43N)
( )	(38G, 22G, 46N)	(19G, 30N, 33N, 45G)	(52N, 48G)	<b>OPPONENTS:</b> (22G, 29G, 28G, 24G, 26G)	(23G, 53N)
(34G)	(36G, 39G, 32G, 33G, 47B, 49G)	(38N, 50G, 30G)	(50N, 45G)	( )	(46N)
(24G, 25G, 30G, 48G)	(41G, 44G, 31G)	(40N)	(32G)	(24G, 38G, 35G, 45G)	(22C)
(27G, 31N)	(38G)				

DEFENSE	(Top 10)	T	S	A	FF	FR	PD	Sa	Int
Terrell	153	112	41	0	0	3	2.5	0	0
Azumah	90	65	25	0	0	10	1.0	4	0
Tillman	89	64	25	1	0	14	1.0	4	0
Briggs	81	62	19	0	0	5	0.0	1	0
M. Brown	81	57	24	0	0	6	0.0	2	0
A. Brown	79	61	18	2	1	4	5.5	1	0
Holdman	79	56	23	1	0	0	0.0	0	0
Daniels	64	46	18	1	0	4	2.5	0	0
Gray	62	42	20	0	1	6	1.0	0	0
Green	48	31	17	0	0	3	0.5	1	0
<b>SACKS:</b>	<b>A. Brown 5.5, Daniels 2.5, Urlacher 2.5, Haynes 2.0, Azumah 1.0, Boone 1.0, Gray 1.0, Robison 1.0, Tillman 1.0, Green 0.5</b>								
<b>TEAM:</b>	<b>18.0, OPPONENTS:</b>	<b>43.0</b>							

USUAL STARTERS					RANKINGS				
<b>Offense</b>					<b>Defense</b>				
WR.....	Dez White	RE.....	Alex Brown	<b>Team Stats</b>		<b>BEARS</b>	<b>Avg</b>	<b>Rank</b>	
LT.....	Mike Gandy	RT.....	Bryan Robinson	Total Yards.....	4380.....	273.8.....	28		
LG.....	Steve Edwards	LT.....	Keith Traylor	Rushing Yards.....	1763.....	110.2.....	18		
C.....	Olin Kreutz	LE.....	Phillip Daniels	Passing Yards.....	2617.....	163.6.....	30		
RG.....	Chris Villarrial	WLB....	Warrick Holdman	Points Scored.....	283.....	17.7.....	t23		
RT.....	Aaron Gibson	MLB....	Brian Urlacher	<b>Opp</b>		<b>Avg</b>	<b>Rank</b>		
TE.....	Desmond Clark	SLB....	Lance Briggs	Total Yards.....	4947.....	309.2.....	14		
WR.....	Marty Booker	RCB....	Jerry Azumah	Rushing Yards.....	1865.....	116.6.....	16		
QB.....	Kordell Stewart	LCB....	Charles Tillman	Passing Yards.....	3082.....	192.6.....	13		
RB.....	Anthony Thomas	SS.....	Bobby Gray	Points Scored.....	346.....	18.1.....	15		
FB.....	Stanley Pritchett	FS.....	Mike Brown						



## 2004 CHICAGO BEARS STATISTICS

**Record: 5-11, .312**

**4th Place, NFC North**

**Head Coach: Lovie Smith**

Date	Time	Opponent	Score
09/12	L 16-20	DETROIT	61,535
09/19	W 21-10	at Green Bay	70,688
09/26	L 22-27	at Minnesota	64,163
10/03	L 9-19	PHILADELPHIA	61,894
10/17	L 10-13	WASHINGTON	61,945
10/24	L 7-19	at Tampa Bay	65,550
10/31	W 23-13	SAN FRANCISCO	62,054
11/07	W 28-21	at NY Giants	78,786
11/14	W 19-17	ot at Tennessee	68,932
11/21	L 10-41	INDIANAPOLIS	61,908
11/25	L 7-21	at Dallas	64,206
12/05	W 24-14	MINNESOTA	62,051
12/12	L 3-22	at Jacksonville	67,572
12/19	L 5-24	HOUSTON	62,122
12/26	L 13-19	at Detroit	61,924
01/02	L 14-31	GREEN BAY	62,197

Bears		Opp	
<b>TOTAL FIRST DOWNS</b>	<b>230</b>	<b>302</b>	
Rushing	84	109	
Passing	121	165	
Penalty	25	28	
3rd Down: Made/Att	56/223	67/220	
3rd Down Pct.	25.1	30.5	
4th Down: Made/Att	6/19	4/15	
4th Down Pct.	31.6	26.7	
<b>POSSESSION AVG.</b>	<b>28:20</b>	<b>31:40</b>	
<b>TOTAL NET YARDS</b>	<b>3816</b>	<b>5390</b>	
Avg. Per Game	238.5	336.9	
Total Plays	967	1046	
Avg. Per Play	3.9	5.2	
<b>NET YARDS RUSHING</b>	<b>1624</b>	<b>2050</b>	
Avg. Per Game	101.5	128.1	
Total Rushes	430	496	
<b>NET YARDS PASSING</b>	<b>2192</b>	<b>3340</b>	
Avg. Per Game	137.0	208.8	
Sacked/Yards Lost	66/449	35/173	
Gross Yards	2641	3513	
Att./Comp.	471/249	515/287	
Completion Pct.	52.9	55.7	
Had Intercepted	16	17	
<b>PUNTS/AVERAGE</b>	<b>110/42.6</b>	<b>92/40.4</b>	
<b>NET PUNTING AVG.</b>	<b>110/38.3</b>	<b>92/32.0</b>	
<b>PENALTIES/YARDS</b>	<b>124/956</b>	<b>120/914</b>	
<b>FUMBLES/BALL LOST</b>	<b>35/21</b>	<b>21/12</b>	
<b>TOUCHDOWNS</b>	<b>26</b>	<b>36</b>	
Rushing	10	9	
Passing	9	23	
Returns	7	4	

Score by Period	1	2	3	4	OT	Tot
BEARS	34	80	36	79	2	231
OPPONENTS	78	117	50	86	0	331

SCORING	TDs:Ru-Pa-RK-PAT	FG	S	Pts			
Edinger	0	0	0	22/22	15/24	0	105
T. Jones	7	7	0	0	0	0	42
Berrian	2	0	2	0	0	0	12
B. Johnson	2	0	2	0	0	0	12
McKie	2	0	2	0	0	0	12
McQuarters	2	0	2	0	0	0	12
Thomas	2	2	0	0	0	0	12
Azumah	1	0	0	1	0	0	6
Briggs	1	0	0	1	0	0	6
M. Brown	1	0	0	1	0	0	6
Clark	1	0	1	0	0	0	6
Grossman	1	1	0	0	0	0	6
Haynes	1	0	1	0	0	0	6
Lyman	1	0	1	0	0	0	6
Terrell	1	0	1	0	0	0	6
Vasher	1	0	0	1	0	0	6
Krenzel	0	0	0	0	0	2	2
Ogunleye	0	0	0	0	0	1	2

**BEARS 26 10 9 7 22/22 15/24 3 231**  
**OPPONENTS 36 9 23 4 35/35 26/36 1 331**

**2-Pt. Conversions:** Krenzel, TEAM 1-4, OPPONENTS: 0-1.

RUSHING	No	Yds	Avg	Lg	TD
T. Jones	240	948	4.0	54	7
Thomas	122	404	3.3	41t	2
Wade	12	76	6.3	14	0
Grossman	11	48	4.4	8	1
Krenzel	18	41	2.3	12	0
Quinn	3	35	11.7	23	0
Berrian	8	28	3.5	25	0
Peterson	6	19	3.2	13	0
Hutchinson	6	14	2.3	11	0
Terrell	3	10	3.3	20	0
McKie	1	1	1.0	1	0

**BEARS 430 1624 3.8 54 10**  
**OPPONENTS 496 2050 4.1 40 9**

RECEIVING	No	Yds	Avg	Lg	TD
T. Jones	56	427	7.6	45	0
Terrell	42	699	16.6	63	1
Wade	42	481	11.5	40	0
Clark	24	282	11.8	31	1
Thomas	17	132	7.8	30	0
Berrian	15	225	15.0	49t	2
B. Johnson	14	55	3.9	14	2
McKie	13	70	5.4	15t	2
Gage	12	156	13.0	32	0
Lyman	11	73	6.6	13	1
Peterson	2	30	15.0	30	0
Gilmore	1	11	11.0	11	0

**BEARS 249 2641 10.6 63 9**  
**OPPONENTS 287 3513 12.2 69 23**

PUNTING	No	Yds	Avg	Net	TB	In	Lg	B
Maynard	108	4638	42.9	38.7	5	34	58	0
Edinger	2	53	26.5	18.0	0	1	30	0

**BEARS 110 4691 42.6 38.3 5 35 58 0**  
**OPPONENTS 92 3713 40.4 32.0 13 18 57 0**

INTS	No	Yds	Avg	Lg	TD
Vasher	5	177	35.4	71t	1
Azumah	4	128	32.0	70t	1
McQuarters	2	85	42.5	45t	1
Green	2	0	0.0	0	0
Haynes	1	45	45.0	45t	1
Urlacher	1	42	42.0	42	0
Briggs	1	38	38.0	38t	1
Gray	1	31	31.0	31	0

**BEARS 17 546 32.1 71t 5**  
**OPPONENTS 16 222 13.9 45 1**

KO RETURNS	No	Yds	Avg	Lg	TD
Azumah	42	924	22.0	73	0
Berrian	17	385	22.6	41	0
D. Jones	6	112	18.7	23	0
McKie	3	65	21.7	25	0
Peterson	3	57	19.0	22	0
McQuarters	2	46	23.0	37	0
B. Johnson	1	18	18.0	18	0

**BEARS 74 1607 21.7 73 0**  
**OPPONENTS 54 1160 21.5 43 0**

PUNT RET.	Ret	FC	Yds	Avg	Lg	TD
B. Johnson	44	13	435	9.9	75t	1
McQuarters	2	2	10	5.0	12	0
Gage	0	0	56	--	56	0
Gray	0	0	9	--	9	0

**BEARS 46 15 510 11.1 75t 1**  
**OPPONENTS 57 21 380 6.7 29 0**

FGs	1-19	20-29	30-39	40-49	50+
Edinger	0/0	6/7	2/5	4/7	3/5

**BEARS 0/0 6/7 2/5 4/7 3/5**  
**OPPONENTS 0/0 11/11 6/8 7/11 2/6**

**Edinger:**(27B)(45N)(34G,23G,39N,32G)(25G)(46G)(1)(52G,45G,53N,27G)(22G,21G)(39N,29G)(51G)(48N)(53G,52N)(47N,42G)(39N,43G)(0)

**Opponents:**(27G,21G)(25G,45N)(46N,42G,24G)(51G,42G,42G,40G,39N,45N)(41G,26G)(22G,22G)(48G,51G,50N)(1)(58N,33G,52B)(34G,20G)(52N)(38N)(30G,25G)(42N,20G)(31G,39G,34G,40G)(20G)

DEFENSE	T	S	A	FF	FR	PD	Sa	Int	
Briggs	168	112	56	0	0	5	0	5	1
Green	132	84	48	1	4	11	15	2	0
Urlacher	105	57	48	2	0	3	5	5	1
Hillenmeyer	90	50	40	1	1	1	2	5	0
McQuarters	80	59	21	0	1	1	8	2	0
Scott	77	41	36	1	1	2	2	0	0
A. Brown	73	43	30	2	1	4	6	0	0
T. Johnson	72	53	19	0	1	4	0	0	0
Harris	58	33	25	1	0	0	3	5	0
Azumah	56	45	11	3	0	7	1	5	4

**SACKS:** A. Brown 6.0, Urlacher 5.5, Ogunleye 5.0, Harris 3.5, Boone, 2.5, Hillenmeyer 2.5, Haynes 2.0, Scott 2.0, Azumah 1.5, Green 1.5, Idonije 1.0, Worell 1.0, Briggs 0.5, Ta, Johnson 0.5

**TEAM:** 35.0, **OPPONENTS:** 66.0

PASSING	Att	Cmp	Yds	Cmp%	Yd/Att	TD	Int	Int%	Lg	Sack/Lost	Rating	
Hutchinson	161	92	903	57.1	5.61	4	2.5	3	1.9	63	23/160	73.6
Krenzel	127	59	718	46.5	5.65	3	2.4	6	4.7	49t	23/158	52.5
Quinn	98	51	413	52.0	4.21	1	1.0	3	3.1	32	15/109	53.7
Grossman	84	47	607	56.0	7.23	1	1.2	3	3.6	40	5/22	67.9
Edinger	1	0	0	0.0	0.00	0	0.0	0	0.0	0	0/0	39.6

**BEARS 471 249 2641 52.9 5.61 9 1.9 16 3.4 63 66/449 61.7**  
**OPPONENTS 515 287 3513 55.7 6.82 23 4.5 17 3.3 69 35/173 78.1**

USUAL STARTERS	
<b>Offense</b>	<b>Defense</b>
WR..... David Terrell	RE..... Alex Brown
LT..... Qasim Mitchell	RT..... Ian Scott
LG..... Ruben Brown	LB..... Tommie Harris
C..... Olin Kreutz	LE..... Adewale Ogunleye
RG..... Steve Edwards	WLB..... Lance Briggs
RT..... John Taft	MLB..... Brian Urlacher
TE..... Desmond Clark	SLB..... Hunter Hillenmeyer
WR..... Bobby Wade	RCB..... Jerry Azumah
QB..... Chad Hutchinson	LCB..... Charles Tillman
RB..... Thomas Jones	SS..... Mike Green
FB..... Bryan Johnson	FS..... Todd Johnson

RANKINGS		
Team Stats	Bears	Avg Rank
Total Yards	3816	238.5..... 32
Rushing Yards	1624	101.5..... 425
Passing Yards	2192	137.0..... 32
Points Scored	231	14.4..... 32
Opp Avg Rank		
Total Yards	5390	336.9..... 21
Rushing Yards	2050	128.1..... 25
Passing Yards	3340	208.8..... 15
Points Scored	331	20.7..... 13

HISTORY





## 2006 CHICAGO BEARS STATISTICS

**Record: 13-3, .812**

**1st Place, NFC North**

**Head Coach: Lovie Smith**

09/10	W	26-0	at Green Bay	70,918
09/17	W	34-7	DETROIT	62,181
09/24	W	19-16	at Minnesota	63,754
10/01	W	37-6	SEATTLE	62,225
10/08	W	40-7	BUFFALO	62,206
10/16	W	24-23	at Arizona	63,977
10/29	W	41-10	SAN FRANCISCO	62,200
11/05	L	13-31	MIAMI	62,206
11/12	W	38-20	at NY Giants	78,641
11/19	W	10-0	at NY Jets	77,632
11/26	L	13-17	at New England	68,756
12/03	W	23-13	MINNESOTA	62,221
12/11	W	42-27	at St. Louis	66,234
12/17	W	34-31	at TAMPA BAY	62,260
12/24	W	26-21	at Detroit	60,665
12/31	L	7-26	GREEN BAY	62,287

### PLAYOFFS

01/14	W	27-24	at SEATTLE	62,184
01/21	W	39-14	NEW ORLEANS	61,817
02/04*	L	17-29	Indianapolis	74,512

\*Super Bowl XLI at Dolphin Stadium in Miami

Score by Period	1	2	3	4	OT	Tot
BEARS	73	140	101	110	3	427
OPPONENTS	47	71	48	89	0	255

SCORING	TDs:Ru-Pa-RK-PAT	FG	S	Pts
Gould	0 0 0 0	47/47	32/36	0 143
Benson	6 6 0 0	0	0	36
Berrian	6 0 6 0	0	0	36
Clark	6 0 6 0	0	0	36
Hester	6 0 0 6	0	0	36
Jones	6 6 0 0	0	0	36
Muhammad	5 0 5 0	0	0	30
Bradley	3 0 3 0	0	0	18
Davis	2 0 2 0	0	0	12
Gilmore	2 0 2 0	0	0	12
Peterson	2 2 0 0	0	0	12
M. Brown	1 0 0 1	0	0	6
R. Manning	1 0 0 1	0	0	6
Tillman	1 0 0 1	0	0	6
Ta. Johnson	0 0 0 0	1	2	2

**BEARS 47 14 24 9 47/47 32/36 1 427**

**OPPONENTS 29 7 18 4 27/28 18/27 0 255**

**2-Pt. Conversions:** TEAM 0-0, OPPONENTS: 0-1.

RUSHING	No	Yds	Avg	Lg	TD
Jones	296	1210	4.1	30	6
Benson	157	647	4.1	30	6
Peterson	10	41	4.1	11	2
McKie	8	18	2.3	7	0
Berrian	2	5	2.5	5	0
Grossman	24	2	0.1	22	0
Griese	6	-5	-0.8	0	0

**BEARS 503 1918 3.8 30**

**OPPONENTS 402 1590 4.0 53 7**

RECEIVING	No	Yds	Avg	Lg	TD
Muhammad	60	863	14.4	40	5
Berrian	51	775	15.2	62	6
Clark	45	626	13.9	33	6
Jones	36	154	4.3	21	0
McKie	25	162	6.5	26	0
Davis	22	303	13.8	31	2
Bradley	14	282	20.1	75	3
Benson	8	54	6.8	22	0
Peterson	6	88	14.7	37	0
Gilmore	6	38	6.3	18	2
Gage	4	68	17.0	34	0
Reid	4	37	9.3	19	0
Grossman	1	-4	-4.0	-4	0

**BEARS 282 3446 12.2 75**

**OPPONENTS 328 3388 10.3 64**

PUNTING	No	Yds	Avg	Net	TB	In	Lg	B
Maynard	77	3404	44.2	37.6	7	24	65	0
<b>BEARS</b>	<b>77</b>	<b>3404</b>	<b>44.2</b>	<b>37.6</b>	<b>7</b>	<b>24</b>	<b>65</b>	<b>0</b>
<b>OPPONENTS</b>	<b>1004</b>	<b>4683</b>	<b>43.7</b>	<b>35.2</b>	<b>12</b>	<b>23</b>	<b>67</b>	<b>0</b>

INTS	No	Yds	Avg	Lg	TD
R. Manning	5	113	22.6	54	1
Tillman	5	32	6.4	13	0
Urlacher	3	38	12.7	36	0
Vasher	3	11	3.7	7	0
D. Manning	2	26	13.0	15	0
A. Brown	2	22	11.0	18	0
C. Harris	2	19	9.5	16	0
Briggs	2	18	9.0	18	0

**BEARS 24 524 21.8 54**

**OPPONENTS 22 321 14.6 51 4**

KO RETURNS	No	Yds	Avg	Lg	TD
Davis	32	753	23.5	42	0
Hester	20	528	26.4	96	2
Peterson	3	49	16.3	25	0
D. Manning	1	20	20.0	20	0
McClover	1	9	9.0	9	0
McKie	1	11	11.0	11	0
Muhammad	1	3	3.0	3	0

**BEARS 59 1373 23.3 96**

**OPPONENTS 83 1730 20.8 35 0**

PUNT RET.	Ret	FC	Yds	Avg	Lg	TD
Hester	47	12	600	12.8	84	3
Berrian	2	0	7	3.5	7	0
Wesley	1	0	0	0.0	0	0

**BEARS 50 12 607 12.1 84**

**OPPONENTS 38 14 367 9.7 48 0**

FGs	1-19	20-29	30-39	40-49	50+
Gould	0/0	6/6	14/16	12/14	0/0
<b>BEARS</b>	<b>0/0</b>	<b>6/6</b>	<b>14/16</b>	<b>12/14</b>	<b>0/0</b>
<b>OPPONENTS</b>	<b>0/0</b>	<b>9/9</b>	<b>2/5</b>	<b>6/9</b>	<b>1/4</b>

### DEFENSE

(Top 10)	T	S	A	FF	FR	PD	Sa	Int
Urlacher	185	93	92	1	1	8	0	0
Briggs	176	117	59	4	1	9	1.0	2
Tillman	88	67	21	1	1	11	0	0
D. Manning	80	46	34	4	1	5	0	2
A. Brown	71	44	27	3	2	2	7.0	2
Hillenmeyer	68	32	36	0	1	3	0	0
Ogunleye	58	34	24	1	3	1	6.5	0
R. Manning	55	41	14	1	0	5	2.0	5
C. Harris	54	42	12	0	0	2	0	2
Anderson	48	35	13	4	1	2	12.0	0

**SACKS:** Anderson 12.0, A. Brown 7.0, Ogunleye 6.5, T. Harris 5.0, Ta. Johnson 3.5, Boone 2.0, R. Manning 2.0, Briggs 1.0, Worell 1.0

**TEAM:** 40.0, **OPPONENTS:** 25.0

Bears		Opp
<b>TOTAL FIRST DOWNS</b>	<b>300</b>	<b>258</b>
Rushing	103	77
Passing	161	159
Penalty	36	22
3rd Down: Made/Att	85/231	74/239
3rd Down Pct.	36.8	31.0
4th Down: Made/Att	9/13	10/16
4th Down Pct.	69.2	62.5
<b>POSSESSION AVG.</b>	<b>30:34</b>	<b>29:26</b>
<b>TOTAL NET YARDS</b>	<b>5199</b>	<b>4706</b>
Avg. Per Game	324.9	294.1
Total Plays	1042	1023
Avg. Per Play	5.0	4.6
<b>NET YARDS RUSHING</b>	<b>1918</b>	<b>1590</b>
Avg. Per Game	119.9	99.4
Total Rushes	503	402
<b>NET YARDS PASSING</b>	<b>3281</b>	<b>3116</b>
Avg. Per Game	205.1	194.8
Sacked/Yards Lost	25/165	40/272
Gross Yards	3446	3388
Att./Comp.	514/282	581/328
Completion Pct.	54.9	56.5
Had Intercepted	22	24
<b>PUNTS/AVERAGE</b>	<b>77/44.2</b>	<b>100/43.7</b>
<b>NET PUNTING AVG.</b>	<b>77/37.6</b>	<b>100/35.2</b>
<b>PENALTIES/YARDS</b>	<b>112/923</b>	<b>132/1084</b>
<b>FUMBLE/BALL LOST</b>	<b>26/14</b>	<b>32/20</b>
<b>TOUCHDOWNS</b>	<b>47</b>	<b>29</b>
Rushing	14	7
Passing	24	18
Returns	9	4

USUAL STARTERS	
Offense	Defense
WR..... Muhsin Muhammad	RE..... Alex Brown
LT..... John Tait	RT..... Tank Johnson
LG..... Ruben Brown	OL..... Tommie Harris
C..... Olin Kreutz	LE..... Adewale Ogunleye
RG..... Roberto Garza	WLB.... Lance Briggs
RT..... Fred Miller	MLB.... Brian Urlacher
TE..... Desmond Clark	SLB.... Hunter Hillenmeyer
WR..... Bernard Berrian	RCB.... Nathan Vasher
QB..... Rex Grossman	LCB.... Charles Tillman
RB..... Thomas Jones	SS..... Mike Brown
FB..... Jason McKie	FS..... Daniele Manning

RANKINGS			
Team Stats	Bears	Avg	Rank
Total Yards.....	5199.....	324.9.....	15
Rushing Yards.....	1918.....	119.9.....	15
Passing Yards.....	3281.....	205.1.....	14
Points Scored.....	427.....	26.7.....	21
Opp		Avg	Rank
Total Yards.....	4706.....	294.1.....	5
Rushing Yards.....	1590.....	99.4.....	6
Passing Yards.....	3116.....	194.8.....	11
Points Scored.....	255.....	15.9.....	3



## 2007 CHICAGO BEARS STATISTICS

**Record: 7-9, .438**

**4th Place, NFC North**  
**Head Coach: Lovie Smith**

Date	Result	Opponent	Score
09/09 L	3-14	at San Diego	67,837
09/16 W	20-10	KANSAS CITY	62,095
09/23 L	10-34	DALLAS	62,099
09/30 L	27-37	at Detroit	60,811
10/07 W	27-20	at Green Bay	70,904
10/14 L	31-34	MINNESOTA	62,174
10/21 W	19-16	at Philadelphia	67,806
10/28 L	7-16	DETROIT	62,171
11/11 W	17-6	at Oakland	62,715
11/18 L	23-30	at Seattle	68,249
11/25 W	37-34	at DENVER	62,148
12/02 L	16-21	NY GIANTS	62,244
12/06 L	16-24	at Washington	82,213
12/17 L	13-20	at Minnesota	63,800
12/23 W	35-7	GREEN BAY	62,272
12/30 W	33-25	NEW ORLEANS	62,064

	Bears	Opp
<b>TOTAL FIRST DOWNS</b>	<b>266</b>	<b>305</b>
Rushing	74	100
Passing	168	185
Penalty	24	20
3rd Down: Made/Att	81/238	73/223
3rd Down Pct.	34.0	32.7
4th Down: Made/Att	7/16	8/13
4th Down Pct.	43.8	61.5
<b>POSSESSION AVG.</b>	<b>28:22</b>	<b>31:38</b>
<b>TOTAL NET YARDS</b>	<b>4692</b>	<b>5675</b>
Avg. Per Game	293.3	354.7
Total Plays	1035	1036
Avg. Per Play	4.5	5.5
<b>NET YARDS RUSHING</b>	<b>1330</b>	<b>1967</b>
Avg. Per Game	83.1	122.9
Total Rushes	423	454
<b>NET YARDS PASSING</b>	<b>3362</b>	<b>3708</b>
Avg. Per Game	210.1	231.8
Sacked/Yards Lost	43/339	41/245
Gross Yards	3701	3953
Att./Comp.	569/327	541/343
Completion Pct.	57.5	63.4
Had Intercepted	21	16
<b>PUNTS/AVERAGE</b>	<b>94/41.9</b>	<b>94/40.5</b>
<b>NET PUNTING AVG.</b>	<b>37.2</b>	<b>32.3</b>
<b>PENALTIES/YARDS LOST</b>	<b>111/839</b>	<b>92/670</b>
<b>FUMBLES/BALL LOST</b>	<b>34/13</b>	<b>34/17</b>
<b>TOUCHDOWNS</b>	<b>34</b>	<b>39</b>
Rushing	8	17
Passing	18	19
Returns	8	3

PASSING	Att	Cmp	Yds	Cmp%	Yd/Att	TD	TD%	Int	Int%	Lg	Sack/Lost	Rating
Griese	262	161	1803	61.5	6.88	10	3.8	12	4.6	81t	15/114	75.6
Grossman	225	122	1411	54.2	6.27	4	1.8	7	3.1	59t	25/198	66.4
Orton	80	43	478	53.8	5.98	3	3.8	2	2.5	55t	2/12	73.9
Gould	1	0	0	0.0	0.0	0	0.0	0	0.0	0	0/0	39.6
Peterson	1	1	9	100.0	9.00	1	100.0	0	0.0	9t	0/0	143.8
Hester	0	0	0	0.0	0.0	0	0.0	0	0.0	0	1/15	-2
<b>BEARS</b>	<b>569</b>	<b>327</b>	<b>3701</b>	<b>57.5</b>	<b>6.50</b>	<b>18</b>	<b>3.2</b>	<b>21</b>	<b>3.7</b>	<b>81t</b>	<b>43/339</b>	<b>72.2</b>
<b>OPPONENTS</b>	<b>541</b>	<b>343</b>	<b>3953</b>	<b>63.4</b>	<b>7.31</b>	<b>19</b>	<b>3.5</b>	<b>16</b>	<b>3.0</b>	<b>71</b>	<b>41/245</b>	<b>84.7</b>

Score by Period	1	2	3	4	OT	Tot
BEARS	46	97	85	103	3	334
OPPONENTS	33	110	68	137	0	348

SCORING	TDs:Ru-Pa-RK-PAT	FG	S	Pts				
Gould	0	0	0	0	33/33	31/36	0	126
Hester	8	0	2	6	0	0	48	
Berrian	5	0	5	0	0	0	30	
Benson	4	0	0	0	0	0	24	
Clark	4	0	4	0	0	0	24	
Muhammad	3	0	3	0	0	0	18	
Peterson	3	0	3	0	0	0	18	
Olsen	2	0	2	0	0	0	14	
Bradley	1	0	1	0	0	0	6	
Graham	1	0	1	0	0	0	6	
McKie	1	0	1	0	0	0	6	
St. Clair	1	0	1	0	0	0	6	
Urlacher	1	0	1	0	0	0	6	
<b>BEARS</b>	<b>34</b>	<b>8</b>	<b>18</b>	<b>8</b>	<b>33/33</b>	<b>31/36</b>	<b>1</b>	<b>334</b>
<b>OPPONENTS</b>	<b>39</b>	<b>17</b>	<b>19</b>	<b>3</b>	<b>35/37</b>	<b>25/33</b>	<b>0</b>	<b>348</b>

**2-Pt. Conversions:** Olsen, TEAM 1-1.  
**OPPONENTS:** 2-2.

RUSHING	No	Yds	Avg	Lg	TD
Benson	196	674	3.4	43t	4
Peterson	151	510	3.4	21	3
Wolfe	31	85	2.7	25	0
Griese	13	28	2.2	9	0
Grossman	14	27	1.9	12	0
McKie	6	17	2.8	6	1
Orton	5	-1	-0.2	1	0
Hester	7	-10	-1.4	5	0
<b>BEARS</b>	<b>423</b>	<b>1330</b>	<b>3.1</b>	<b>43t</b>	<b>8</b>
<b>OPPONENTS</b>	<b>454</b>	<b>1967</b>	<b>4.3</b>	<b>73t</b>	<b>17</b>

RECEIVING	No	Yds	Avg	Lg	TD
Berrian	71	951	13.4	59t	5
Peterson	51	420	8.2	30	0
Clark	44	545	12.4	52	4
Muhammad	40	570	14.3	44	3
Olsen	39	391	10.0	31	2
Hester	20	299	15.0	81t	2
Davis	17	165	9.7	36	0
Benson	17	123	7.2	19	0
Wolfe	9	117	13.0	33	0
McKie	9	33	3.7	10	0
Bradley	6	71	11.8	19t	1
Gilmore	3	14	4.7	7	0
St. Clair	1	2	2.0	2t	1
<b>BEARS</b>	<b>327</b>	<b>3701</b>	<b>11.3</b>	<b>81t</b>	<b>18</b>
<b>OPPONENTS</b>	<b>343</b>	<b>3953</b>	<b>11.5</b>	<b>71</b>	<b>19</b>

PUNTING	No	Yds	Avg	Net	TB	In	Lg	B
Maynard	88	3682	41.8	37.4	9	27	56	0
Johnson	4	199	49.8	39.3	1	1	60	0
Gould	2	53	26.5	26.5	0	1	28	0
<b>BEARS</b>	<b>94</b>	<b>3934</b>	<b>41.9</b>	<b>37.2</b>	<b>10</b>	<b>29</b>	<b>60</b>	<b>0</b>
<b>OPPONENTS</b>	<b>94</b>	<b>3808</b>	<b>40.5</b>	<b>32.3</b>	<b>6</b>	<b>23</b>	<b>64</b>	<b>3</b>

INTS	No	Yds	Avg	Lg	TD
Urlacher	5	101	20.2	85t	1
Tillman	3	24	8.0	20	0
D. Manning	2	33	16.5	33	0
McGowan	2	5	2.5	5	0
Vasher	1	34	34.0	34	0
M. Brown	1	27	27.0	27	0
A. Brown	1	7	7.0	7	0
Archuleta	1	4	4.0	4	0
<b>BEARS</b>	<b>16</b>	<b>235</b>	<b>14.7</b>	<b>85t</b>	<b>1</b>
<b>OPPONENTS</b>	<b>21</b>	<b>285</b>	<b>13.6</b>	<b>64t</b>	<b>2</b>

KO RETURNS	No	Yds	Avg	Lg	TD
Hester	43	934	21.7	97t	2
Davis	12	168	14.0	34	0
Gilmore	3	25	8.3	15	0
D. Manning	3	61	20.3	21	0
Peterson	3	17	5.7	14	0
Idonije	2	2	1.0	2	0
Wolfe	1	27	27.0	27	0
<b>BEARS</b>	<b>67</b>	<b>1234</b>	<b>18.4</b>	<b>97t</b>	<b>2</b>
<b>OPPONENTS</b>	<b>71</b>	<b>1370</b>	<b>19.3</b>	<b>65t</b>	<b>1</b>

PUNT RET.	Ret	FC	Yds	Avg	Lg	TD
Hester	42	6	651	15.5	89t	4
Idonije	1	0	0	0.0	0	0
McGowan	1	0	0	0.0	0	0
<b>BEARS</b>	<b>44</b>	<b>6</b>	<b>651</b>	<b>14.8</b>	<b>89t</b>	<b>4</b>
<b>OPPONENTS</b>	<b>40</b>	<b>19</b>	<b>236</b>	<b>5.9</b>	<b>25</b>	<b>0</b>

FGs	1-19	20-29	30-39	40-49	50+
Gould	0/0	7/7	12/13	12/14	0/2
<b>BEARS</b>	<b>0/0</b>	<b>7/7</b>	<b>12/13</b>	<b>12/14</b>	<b>0/2</b>
<b>OPPONENTS</b>	<b>0/0</b>	<b>7/9</b>	<b>6/9</b>	<b>9/12</b>	<b>3/3</b>

**Gould:**(27G)(47G,38G)(20G)(52B,49G,41G)(44G,36G)(32G)(39N,31G,22G,41G,45G,40N)(32G,53N)(31G,47G,48G)(24G,44G,39G)(35G,46G,41G)(48B,30G,22G,21G)(29G,47G)(31G,35G)(39G)

**OPPONENTS:**(33B)(45G,48B)(30G,23B,44G)(49G,39B)(37G,37G)(48G,55G)(24G,33G,37G)(26G,52G,29N,20G)(37G,52G)(44N,40G,23G,46G)(23G,22G)(0)(47N,37N,23G)(42G,48G)(0)(48G)

DEFENSE	(Top 10)	T	S	A	FF	FR	PD	Sa	Int
Urlacher	158	98	60	0	2	5	5.0	0	0
Briggs	140	80	60	2	1	1	0.0	0	0
Hillenmeyer	101	60	41	1	1	2	0.0	0	0
D. Manning	98	70	28	0	2	2	0.0	2	0
Tillman	83	64	19	4	0	5	3.0	3	0
McGowan	80	52	28	1	1	1	2.0	2	0
Ogunleye	70	38	32	6	3	3	0.0	0	0
Archuleta	64	45	19	0	1	1	1.0	1	0
A. Brown	58	20	38	2	2	5	1.0	1	1
R. Manning	51	36	15	0	1	1	0.0	0	0
<b>SACKS:</b>	Ogunleye 9.0, Harris 8.0, Anderson 5.0, Urlacher 5.0, A. Brown 4.5, Archuleta 2.0, Briggs 2.0, R. Manning 1.0, Vasher 1.0, Walker 1.0, Williams 1.0, Team 1.0, Adams 0.5								
<b>TEAM:</b>	41.0, <b>OPPONENTS:</b> 43.0								

USUAL STARTERS				RANKINGS			
<b>Offense</b>		<b>Defense</b>		<b>Team Stats</b>		<b>Opp</b>	
WR.....	Muhsin Muhammad	RE.....	Mark Anderson	Total Yards.....	4692	Avg.....	354.7
LT.....	John Tait	RT.....	Anthony Adams	Rushing Yards.....	1330	Avg.....	83.1
LB.....	Ruben Brown	LT.....	Tommie Harris	Passing Yards.....	3362	Avg.....	210.1
C.....	Olin Kreutz	LE.....	Adewale Ogunleye	Points Scored.....	334	Avg.....	20.9
RG.....	Roberto Garza	WLB.....	Lance Briggs				
RT.....	Fred Miller	MLB.....	Brian Urlacher				
TE.....	Desmond Clark	SLB.....	Hunter Hillenmeyer	Total Yards.....	5675	Avg.....	354.7
WR.....	Bernard Berrian	RCB.....	Trumaine McBride	Rushing Yards.....	1967	Avg.....	122.9
QB.....	Rex Grossman	LCB.....	Charles Tillman	Passing Yards.....	3708	Avg.....	231.8
RB.....	Cedric Benson	SS.....	Adam Archuleta	Points Scored.....	348	Avg.....	21.7
FB.....	Jason McKie	FS.....	Daniel Manning				



## 2008 CHICAGO BEARS STATISTICS

**Record: 9-7, .563**

**2nd Place, NFC North**

**Head Coach: Lovie Smith**

09/07 W 29-13	at Indianapolis	66,822
09/14 L 17-20	at Carolina	73,828
09/21 L 24-27	at TAMPA BAY	62,051
09/28 W 24-20	PHILADELPHIA	62,099
10/05 W 34-7	at Detroit	59,790
10/12 L 20-22	at Atlanta	64,096
10/19 W 48-41	MINNESOTA	62,235
11/02 W 27-23	DETROIT	62,188
11/09 L 14-21	TENNESSEE	62,124
11/16 L 3-37	at Green Bay	71,040
11/23 W 27-3	at St. Louis	61,994
11/30 L 14-34	at Minnesota	63,722
12/07 W 23-10	JACKSONVILLE	61,736
12/11 W 27-24	at NEW ORLEANS	61,692
12/22 W 20-17	at GREEN BAY	62,151
12/28 L 24-31	at Houston	70,838

Bears		Opp
<b>TOTAL FIRST DOWNS</b>	<b>264</b>	<b>314</b>
Rushing	98	93
Passing	153	208
Penalty	13	13
3rd Down: Made/Att	78/219	81/232
3rd Down Pct.	35.6	34.9
4th Down: Made/Att	6/14	10/21
4th Down Pct.	42.9	47.6
<b>POSSESSION AVG.</b>	<b>28:07</b>	<b>31:53</b>
<b>TOTAL NET YARDS</b>	<b>4734</b>	<b>5355</b>
Avg. Per Game	295.9	334.7
Total Plays	991	1087
Avg. Per Play	4.8	4.9
<b>NET YARDS RUSHING</b>	<b>1673</b>	<b>1496</b>
Avg. Per Game	104.6	93.5
Total Rushes	434	437
<b>NET YARDS PASSING</b>	<b>3061</b>	<b>3859</b>
Avg. Per Game	191.3	241.2
Sacked/Yards Lost	29/168	28/217
Gross Yards	3229	4076
Att./Comp.	528/304	622/383
Completion Pct.	57.6	61.6
Had Intercepted	14	22
<b>PUNTS/AVERAGE</b>	<b>96/41.2</b>	<b>83/42.5</b>
<b>NET PUNTING AVG.</b>	<b>96/38.1</b>	<b>83/37.4</b>
<b>PENALTIES/YARDS</b>	<b>78/610</b>	<b>100/827</b>
<b>FUMBLES/BALL LOST</b>	<b>19/13</b>	<b>17/10</b>
<b>TOUCHDOWNS</b>	<b>42</b>	<b>39</b>
Rushing	15	16
Passing	20	21
Returns	7	2

PASSING	Att	Cmp	Yds	Cmp%	Yd/Att	TD	INT	Int%	Lg	Sack/Lost	Rating	
Orton	465	272	2972	58.5	6.39	18	3.9	12	2.6	65t	27/160	79.6
Grossman	62	32	257	51.6	4.15	2	3.2	2	3.2	29	2/8	59.7
Maynard	1	0	0	0.0	0.0	0	0.0	0.0	0	0/0	0	39.6
<b>BEARS</b>	<b>528</b>	<b>304</b>	<b>3229</b>	<b>57.6</b>	<b>6.12</b>	<b>20</b>	<b>3.8</b>	<b>14</b>	<b>2.7</b>	<b>65t</b>	<b>29/168</b>	<b>77.1</b>
<b>OPPONENTS</b>	<b>622</b>	<b>383</b>	<b>4076</b>	<b>61.6</b>	<b>6.55</b>	<b>21</b>	<b>3.4</b>	<b>22</b>	<b>3.5</b>	<b>99t</b>	<b>28/217</b>	<b>77.2</b>

Score by Period	1	2	3	4	OT	Tot
BEARS	109	101	88	71	6	375
OPPONENTS	47	128	72	100	3	350

SCORING	TDs:Ru-Pa-RK-PAT	FG	S	Pts				
Gould	0	0	0	0	41/41	26/29	0	119
Forté	12	8	4	0	0	72		
Olsen	5	0	5	0	0	30		
Lloyd	3	0	2	1	0	20		
R. Davis	3	0	2	1	0	18		
Hester	3	0	3	0	0	18		
McKie	3	2	1	0	0	18		
Orton	3	3	0	0	0	18		
Booker	2	0	2	0	0	12		
Grossman	2	2	0	0	0	12		
Bowman	1	0	0	1	0	6		
Briggs	1	0	0	1	0	6		
Clark	1	0	0	1	0	6		
Manning	1	0	0	1	0	6		
Tillman	1	0	0	1	0	6		
Wolfe	1	0	0	1	0	6		
Ogunleye	0	0	0	0	1	2		
<b>BEARS</b>	<b>42</b>	<b>15</b>	<b>20</b>	<b>7</b>	<b>41/41</b>	<b>26/29</b>	<b>0</b>	<b>375</b>
<b>OPPONENTS</b>	<b>39</b>	<b>16</b>	<b>21</b>	<b>2</b>	<b>38/39</b>	<b>26/33</b>	<b>0</b>	<b>350</b>

**2-Pt. Conversions:** Lloyd, TEAM 1-1, OPPONENTS: 0-0.

RUSHING	No	Yds	Avg	Lg	TD
Forté	316	1238	3.9	50t	8
Jones	34	109	3.2	16	0
Peterson	20	100	5.0	16	0
Wolfe	15	69	4.6	38	0
Hester	6	61	10.2	20	0
Orton	24	49	2.0	12	3
McKie	11	26	2.4	6	2
Davis	3	14	4.7	17	0
Grossman	3	4	1.3	2	2
Booker	1	3	3.0	3	0
Davis	1	0	0.0	0	0
<b>BEARS</b>	<b>434</b>	<b>1673</b>	<b>3.9</b>	<b>50t</b>	<b>15</b>
<b>OPPONENTS</b>	<b>437</b>	<b>1496</b>	<b>3.4</b>	<b>59</b>	<b>16</b>

RECEIVING	No	Yds	Avg	Lg	TD
Forté	63	477	7.6	19	4
Olsen	54	574	10.6	52	5
Hester	51	665	13.0	65t	3
Clark	41	367	9.0	35	1
Davis	35	445	12.7	36	2
Lloyd	26	364	14.0	32	2
Booker	14	211	15.1	51t	2
McKie	11	64	5.8	12	1
Peterson	6	45	7.5	19	0
Jones	2	5	2.5	3	0
Davis	1	12	12.0	12	0
<b>BEARS</b>	<b>304</b>	<b>3229</b>	<b>10.6</b>	<b>65t</b>	<b>20</b>
<b>OPPONENTS</b>	<b>383</b>	<b>4076</b>	<b>10.6</b>	<b>99t</b>	<b>21</b>

PUNTING	No	Yds	Avg	Net	TB	In	Lg	B
Maynard	96	3957	41.2	38.1	5	40	67	0
<b>BEARS</b>	<b>96</b>	<b>3957</b>	<b>41.2</b>	<b>38.1</b>	<b>5</b>	<b>40</b>	<b>67</b>	<b>0</b>
<b>OPPONENTS</b>	<b>83</b>	<b>3525</b>	<b>42.5</b>	<b>37.4</b>	<b>8</b>	<b>22</b>	<b>65</b>	<b>2</b>

INTS	No	Yds	Avg	Lg	TD
Payne	4	147	36.8	50	0
Tillman	3	52	17.3	26t	1
Briggs	3	12	4.0	9	0
Ularcher	2	11	5.5	11	0
M. Brown	2	0	0.0	0	0
Steltz	1	44	44.0	44	0
Manning	1	42	42.0	42	0
Graham	1	6	6.0	6	0
Bowman	1	0	0.0	0	0
McBride	1	0	0.0	0	0
Ogunleye	1	0	0.0	0	0
Vasher	1	0	0.0	0	0
A. Brown	1	-2	-2.0	-2	0
<b>BEARS</b>	<b>22</b>	<b>312</b>	<b>14.2</b>	<b>50</b>	<b>1</b>
<b>OPPONENTS</b>	<b>14</b>	<b>159</b>	<b>15.6</b>	<b>45t</b>	<b>1</b>

KO RETURNS	No	Yds	Avg	Lg	TD
Manning	36	1070	29.7	83t	1
Hester	31	679	21.9	51	0
Wolfe	5	98	19.6	33	0
McKie	2	38	19.0	20	0
K. Davis	1	13	13.0	13	0
R. Davis	1	10	10.0	10	0
Peterson	1	11	11.0	11	0
<b>BEARS</b>	<b>77</b>	<b>1919</b>	<b>24.9</b>	<b>83t</b>	<b>1</b>
<b>OPPONENTS</b>	<b>68</b>	<b>1656</b>	<b>24.4</b>	<b>85</b>	<b>0</b>

PUNT RET.	Ret	FC	Yds	Avg	Lg	TD
Hester	32	14	198	6.2	25	0
Vasher	6	1	46	7.7	18	0
Bennett	1	0	17	17.0	17	0
<b>BEARS</b>	<b>39</b>	<b>15</b>	<b>261</b>	<b>6.7</b>	<b>25</b>	<b>0</b>
<b>OPPONENTS</b>	<b>36</b>	<b>27</b>	<b>203</b>	<b>5.6</b>	<b>31</b>	<b>0</b>

FGs	1-19	20-29	30-39	40-49	50+
Gould	0/0	6/6	12/12	8/11	0/0
<b>BEARS</b>	<b>0/0</b>	<b>6/6</b>	<b>12/12</b>	<b>8/11</b>	<b>0/0</b>
<b>OPPONENTS</b>	<b>0/0</b>	<b>8/8</b>	<b>8/10</b>	<b>8/12</b>	<b>2/3</b>
<b>Gold:</b>	<b>(41G,25C)(26G)(40G,43G,28G,49N)(41G)(37C,45C)(36G,32C)(26G,42B,48G)(36G,41C)(48B)(35C)(43G,38C)(0)(22C,36G,35G)(28G,35G)(31C,38G)(37G)</b>				
<b>OPPONENTS:</b>	<b>(39G,34C)(37G,45C)(35G,21G)(50N,47N,24G,31C)(0)(29G,48G,32G,41G,33N,48G)(42C,23G)(52G)(49N)(53G,33G,45G)(40N,43G)(23C,27G)(42G)(30G)(46N,28G,38B)(22G)</b>				

DEFENSE (Top 10)	T	S	A	FF	FR	PD	SA	Int
Briggs	139	83	53	1	2	7	0.5	3
Payne	126	73	56	0	0	5	1.0	4
Ularcher	107	69	38	0	1	6	0.0	2
M. Brown	101	63	38	0	0	4	1.0	2
Graham	93	73	20	1	1	6	0.0	1
Tillman	91	79	12	4	0	16	0.0	3
Ogunleye	58	34	24	0	4	5	1.0	0
Roach	40	25	15	0	0	1	0.0	0
Dvoracek	40	16	24	0	0	1	0.0	0
A. Brown	39	19	20	1	1	1	6.0	1
<b>SACKS:</b>	<b>A. Brown 6.0, Harris 5.0, Ogunleye 5.0, Idonije 3.5, Harrison 2.0, Anderson 1.0, M. Brown 1.0, Hillenmeyer 1.0, Manning 1.0, Payne 1.0, TEAM 1.0, Briggs 0.5</b>							
<b>TEAM:</b>	<b>28.0, OPPONENTS: 29.0</b>							

### USUAL STARTERS

Offense
WR..... Rashied Davis
LT..... John St. Clair
LG..... Josh Beekman
C..... Olin Kreutz
RG..... Roberto Garza
RT..... John Tait
TE..... Desmond Clark
WR..... Brandon Lloyd
QB..... Kyle Orton
RB..... Matt Forté
FB..... Jason McKie

Defense
RE..... Alex Brown
NT..... Dusty Dvoracek
DT..... Tommie Harris
LE..... Adewale Ogunleye
WLB.... Lance Briggs
MLB.... Brian Urlacher
SLB.... Nick Roach
RCB.... Corey Graham
LCB.... Charles Tillman
SS..... Kevin Payne
FS..... Mike Brown

### RANKINGS

Team Stats	Bears	Avg	Rank
Total Yards	4734	295.9	26
Rushing Yards	1673	104.6	24
Passing Yards	3061	191.3	21
Points Scored	375	23.4	14t
Opp	Avg	Rank	
Total Yards	5355	334.7	21
Rushing Yards	1496	93.5	5
Passing Yards	3859	241.2	30
Points Scored	350	21.9	16t



## 2009 CHICAGO BEARS STATISTICS

**Record: 7-9, .438**  
**3rd Place, NFC North**  
**Head Coach: Lovie Smith**

09/13 L 15-21	at Green Bay	70,920
09/20 W 17-14	PITTSBURGH	62,231
09/27 W 25-19	at Seattle	67,938
10/04 W 48-24	DETROIT	62,192
10/18 L 14-21	at Atlanta	68,082
10/25 L 10-45	at Cincinnati	64,900
11/01 W 30-6	CLEVELAND	62,262
11/08 L 21-41	ARIZONA	62,309
11/12 L 6-10	at San Francisco	69,732
11/22 L 20-24	PHILADELPHIA	62,421
11/29 L 10-36	at Minnesota	63,854
12/06 W 17-9	ST. LOUIS	61,892
12/13 L 14-21	GREEN BAY	62,214
12/20 L 7-31	at Baltimore	71,011
12/28 W 36-30	at MINNESOTA	62,479
01/03 W 37-23	at Detroit	56,677

	Bears	Opp.
<b>TOTAL FIRST DOWNS</b>	<b>262</b>	<b>312</b>
Rushing	71	105
Passing	170	186
Penalty	21	21
3rd Down: Made/Att	81/217	93/226
3rd Down Pct.	37.3	41.2
4th Down: Made/Att	7/18	6/13
4th Down Pct.	38.9	46.2
<b>POSSESSION AVG.</b>	<b>28:27</b>	<b>31:33</b>
<b>TOTAL NET YARDS</b>	<b>4965</b>	<b>5404</b>
Avg. Per Game	310.3	337.8
Total Plays	971	1033
Avg. Per Play	5.1	5.2
<b>NET YARDS RUSHING</b>	<b>1492</b>	<b>2022</b>
Avg. Per Game	93.3	126.4
Total Rushes	373	467
<b>NET YARDS PASSING</b>	<b>3473</b>	<b>3382</b>
Avg. Per Game	217.1	211.4
Sacked/Yards Lost	35/204	35/272
Gross Yards	3677	3654
Att./Comp.	563/340	531/341
Completion Pct.	60.4	64.2
Had Intercepted	27	13
<b>PUNTS/AVERAGE</b>	<b>77/41.4</b>	<b>71/42.6</b>
<b>NET PUNTING AVG.</b>	<b>77/37.4</b>	<b>71/36.3</b>
<b>PENALTIES/YARDS</b>	<b>100/836</b>	<b>88/744</b>
<b>FUMBLES/BALL LOST</b>	<b>26/7</b>	<b>27/15</b>
<b>TOUCHDOWNS</b>	<b>36</b>	<b>43</b>
Rushing	6	14
Passing	27	29
Returns	3	0

PASSING	Att	Cmp	Yds	Cmp%	Yd/Att	TD	TD%	Int	Int%	Lg	Sack/Lost	Rating
Cutler	555	336	3666	60.5	6.61	27	4.9	26	4.7	71	35/204	76.8
Hanie	7	3	11	42.9	1.57	0	0.0	1	14.3	5	0/0	10.7
Maynard	1	1	0	100.0	0.00	0	0.0	0	0.0	0	0/0	79.2
<b>BEARS</b>	<b>563</b>	<b>340</b>	<b>3677</b>	<b>60.4</b>	<b>6.53</b>	<b>27</b>	<b>4.8</b>	<b>27</b>	<b>4.8</b>	<b>71</b>	<b>35/204</b>	<b>75.6</b>
<b>OPPONENTS</b>	<b>531</b>	<b>341</b>	<b>3654</b>	<b>64.2</b>	<b>6.88</b>	<b>29</b>	<b>5.5</b>	<b>13</b>	<b>2.4</b>	<b>50t</b>	<b>35/272</b>	<b>92.3</b>

Score by Period	1	2	3	4	OT	Tot
BEARS	36	106	85	94	6	327
OPPONENTS	96	112	69	98	0	375

SCORING	TDs:Ru-Pa-RK-PAT	FG	5 Pts	
Gould	0 0 0 0	33/33	24/28	0/105
Olsen	8 0 8 0	0	0	48
Knox	6 0 5 1	0	0	36
Forté	4 4 0 0	0	0	26
Aromashodu	4 0 4 0	0	0	24
Bennett	3 0 2 1	0	0	20
K. Davis	3 0 3 0	0	0	18
Hester	3 0 3 0	0	0	18
Clark	2 0 2 0	0	0	12
Cutler	1 1 0 0	0	0	6
Tillman	1 0 0 1	0	0	6
Wolfe	1 1 0 0	0	0	6
Manning	0 0 0 0	0	0	2

**BEARS 36 6 27 3 33/33/24/28 1 327**  
**OPPONENTS 43 14 29 0 38/40/25/33 0 375**  
**2-Pt. Conversions:** Bennett, Forté, TEAM 2-2,  
**OPPONENTS:** 2-3.

RUSHING	No	Yds	Avg	Lg	TD
Forté	258	929	3.6	61	4
Bell	40	220	5.5	72	0
Cutler	40	173	4.3	30	1
Wolfe	22	120	5.5	36	1
Peterson	7	51	7.3	15	0
Hester	6	-1	-0.3	7	0
<b>BEARS</b>	<b>373</b>	<b>1492</b>	<b>4.0</b>	<b>72</b>	<b>6</b>
<b>OPPONENTS</b>	<b>467</b>	<b>2022</b>	<b>4.3</b>	<b>62t</b>	<b>14</b>

RECEIVING	No	Yds	Avg	Lg	TD
Olsen	60	612	10.2	41	8
Hester	57	757	13.3	48	3
Forté	57	471	8.3	37	0
Bennett	54	717	13.3	71	2
Knox	45	527	11.7	68	5
Aromashodu	24	298	12.4	39t	4
Clark	19	145	7.6	26	2
R. Davis	9	75	8.3	18	3
K. Davis	5	35	7.0	10	0
McKie	5	13	2.6	8	0
Wolfe	2	12	6.0	12	0
Peterson	2	11	5.5	7	0
Bell	1	4	4.0	4	0
<b>BEARS</b>	<b>340</b>	<b>3677</b>	<b>10.8</b>	<b>71</b>	<b>27</b>
<b>OPPONENTS</b>	<b>341</b>	<b>3654</b>	<b>10.7</b>	<b>50t</b>	<b>29</b>

PUNTING	No	Yds	Avg	Net	TB	In	Lg	B
Maynard	77	3191	41.4	37.4	2	26	66	0
<b>BEARS</b>	<b>77</b>	<b>3191</b>	<b>41.4</b>	<b>37.4</b>	<b>2</b>	<b>26</b>	<b>66</b>	<b>0</b>
<b>OPPONENTS</b>	<b>71</b>	<b>3026</b>	<b>42.6</b>	<b>36.3</b>	<b>6</b>	<b>21</b>	<b>61</b>	<b>0</b>

INTS	No	Yds	Avg	Lg	TD
Bowman	6	67	11.2	39	0
Tillman	2	35	17.5	21t	1
Manning	1	35	35.0	35	0
Harris	1	6	6.0	6	0
Vasher	1	1	1.0	1	0
Briggs	1	0	0.0	0	0
Hillenmeyer	1	0	0.0	0	0
<b>BEARS</b>	<b>13</b>	<b>144</b>	<b>11.1</b>	<b>39</b>	<b>1</b>
<b>OPPONENTS</b>	<b>27</b>	<b>365</b>	<b>13.5</b>	<b>67</b>	<b>0</b>

KO RETURNS	No	Yds	Avg	Lg	TD
Knox	32	927	29.0	102t	1
Manning	28	744	26.6	59	0
R. Davis	9	114	12.7	22	0
Hester	7	156	22.3	44	0
Bennett	2	40	20.0	22	0
Aromashodu	1	18	18.0	18	0
Idonijie	1	0	0.0	0	0
<b>BEARS</b>	<b>80</b>	<b>1999</b>	<b>25.0</b>	<b>102t</b>	<b>1</b>
<b>OPPONENTS</b>	<b>64</b>	<b>1552</b>	<b>24.3</b>	<b>62</b>	<b>0</b>

PUNT RET.	Ret	FC	Yds	Avg	Lg	TD
Hester	24	5	187	7.8	33	0
Bennett	14	2	143	10.2	49t	1
Knox	1	0	0	0.0	0	0
<b>BEARS</b>	<b>39</b>	<b>7</b>	<b>330</b>	<b>8.5</b>	<b>49t</b>	<b>1</b>
<b>OPPONENTS</b>	<b>34</b>	<b>14</b>	<b>272</b>	<b>8.0</b>	<b>53</b>	<b>0</b>

FGs	1-19	20-29	30-39	40-49	50+
Gould	0/0	9/9	6/6	7/10	2/3
<b>BEARS</b>	<b>0/0</b>	<b>9/9</b>	<b>6/6</b>	<b>7/10</b>	<b>2/3</b>
<b>OPPONENTS</b>	<b>0/0</b>	<b>6/6</b>	<b>8/12</b>	<b>8/12</b>	<b>3/3</b>
Gould:	(47G,21G)	(44G)	(53N,37G)	(52G,22G)	( )
( )	(22G)	(37G,29G,32G)	(48B)	(50G,38G)	( )
( )	(45G,28G,28G,49G,48B)	(38G)	(27G)	( )	( )
( )	(22G,42G,41G,45N)	(44G,28G,34G)			
<b>OPPONENTS:</b>	(49N,52G,39G)	(38N,43N)	(46G,37G,43N,34N,39G,46G)	(35G)	( )
( )	(43G,30G)	(39N,21G)	(25G)	(52G,37G,20G)	( )
( )	(20G,48G,50G)	(33G,26G,42N)	(30N,40G)	(41G)	( )
( )	(42G,48G,32G)				

DEFENSE	(Top 10)	T	S	A	FF	FR	PD	Sa	Int
Briggs	147	97	50	0	0	2	2.5	1	
Hillenmeyer	105	62	43	4	1	6	2.5	1	
Tillman	86	64	22	6	1	7	0.0	2	
Roach	82	47	35	3	1	4	2.0	0	
Manning	77	54	23	2	2	3	1.0	1	
Bowman	75	56	19	1	0	6	0.0	6	
Afalava	70	45	25	1	1	6	2.0	0	
Payne	60	41	19	0	0	5	0.0	0	
Williams	49	31	18	0	0	2	0.0	0	
A. Adams	42	18	24	0	2	1	2.0	0	
<b>SACKS:</b>	Ogunleye 6.5, A. Brown 6.0, Anderson 3.5, Briggs 2.5, Idonijie 2.5, Harris 2.5, Hillenmeyer 2.5, A. Adams 2.0, Afalava 2.0, Roach 2.0, Harrison 1.0, Manning 1.0, TEAM 1.0								
<b>TEAM:</b>	35.0, <b>OPPONENTS:</b> 35.0								

USUAL STARTERS				RANKINGS			
<b>Offense</b>	WR..... Earl Bennett	<b>Defense</b>	RE..... Alex Brown	<b>Team Stats</b>	<b>Bears</b>	<b>Avg</b>	<b>Rank</b>
LT..... Orlando Pace	NT..... Anthony Adams	Total Yards.....	4965.....	310.3.....	23		
LG..... Frank Omiyale	DT..... Tommie Harris	Rushing Yards.....	1492.....	93.3.....	29		
C..... Olin Kreutz	LE..... Adewale Ogunleye	Passing Yards.....	3473.....	217.1.....	17		
RG..... Roberto Garza	WLB..... Lance Briggs	Points Scored.....	327.....	20.4.....	19		
RT..... Chris Williams	MLB..... Hunter Hillenmeyer						
TE..... Greg Olsen	SLB..... Nick Roach	<b>Opp</b>	<b>Avg</b>	<b>Rank</b>			
WR..... Devin Hester	RCB..... Zackary Bowman	Total Yards.....	5404.....	337.8.....	17		
QB..... Jay Cutler	LCB..... Charles Tillman	Rushing Yards.....	2022.....	126.4.....	23		
RB..... Matt Forte	SS..... Al Afalava	Passing Yards.....	3382.....	211.4.....	13		
FB..... Jason McKie	FS..... Daniele Manning	Points Scored.....	375.....	23.4.....	21t		



## 2010 CHICAGO BEARS STATISTICS

**Record: 11-5, .688**

**1st Place, NFC North**

**Head Coach: Lovie Smith**

Date	Time	Opponent	Score
09/12	W 19-14	DETROIT	62,080
09/19	W 27-20	at Dallas	85,168
09/27	W 20-17	GREEN BAY	62,179
10/03	L 3-17	at NY Giants	77,716
10/10	W 23-6	at Carolina	73,464
10/17	L 20-23	SEATTLE	62,137
10/24	L 14-17	WASHINGTON	62,155
11/07	W 22-19	at Buffalo*	50,746
11/14	W 27-13	MINNESOTA	62,206
11/18	W 16-0	at Miami	68,752
11/28	W 31-26	PHILADELPHIA	62,147
12/05	W 24-20	at Detroit	58,119
12/12	L 7-36	NEW ENGLAND	62,347
12/20	W 40-14	at Minnesota	40,504
12/26	W 38-34	NY JETS	62,310
01/02	L 3-10	at Green Bay	70,833

**PLAYOFFS**

01/16	W 35-24	SEATTLE	62,265
01/23	L 14-21	GREEN BAY	62,377

\* at Toronto

	Bears	Opp
<b>TOTAL FIRST DOWNS</b>	<b>263</b>	<b>282</b>
Rushing	76	88
Passing	163	183
Penalty	24	11
3rd Down: Made/Att	64/195	75/216
3rd Down Pct.	32.8	34.7
4th Down: Made/Att	2/7	6/13
4th Down Pct.	28.6	46.2
<b>POSSESSION AVG.</b>	<b>29:31</b>	<b>30:29</b>
<b>TOTAL NET YARDS</b>	<b>4631</b>	<b>5029</b>
Avg. Per Game	289.4	314.3
Total Plays	936	1002
Avg. Per Play	4.9	5.0
<b>NET YARDS RUSHING</b>	<b>1616</b>	<b>1441</b>
Avg. Per Game	101.0	90.1
Total Rushes	414	386
<b>NET YARDS PASSING</b>	<b>3015</b>	<b>3588</b>
Avg. Per Game	188.4	224.3
Sacked/Yards Lost	56/382	34/232
Gross Yards	3397	3820
Att./Comp.	466/276	582/363
Completion Pct.	59.2	62.4
Had Intercepted	21	21
<b>PUNTS/AVERAGE</b>	<b>83/40.1</b>	<b>88/40.6</b>
<b>NET PUNTING AVG.</b>	<b>83/35.2</b>	<b>88/32.6</b>
<b>PENALTIES/YARDS</b>	<b>91/768</b>	<b>93/790</b>
<b>FUMBLES/BALL LOST</b>	<b>19/10</b>	<b>37/14</b>
<b>TOUCHDOWNS</b>	<b>37</b>	<b>32</b>
Rushing	10	14
Passing	23	14
Returns	4	4

PASSING	Att	Cmp	Yds	Cmp%	Yd/Att	TD	TD%	Int	Int%	Lg	Sack/Lost	Rating
Cutler	432	261	3274	60.4	7.6	23	5.3	16	3.7	89t	52/352	86.3
Collins	27	10	68	37.0	2.5	0	0.0	5	18.5	19	2/15	5.9
Hanie	7	5	55	71.4	7.9	0	0.0	0	0.0	26	2/15	94.3
<b>BEARS</b>	<b>466</b>	<b>276</b>	<b>3397</b>	<b>59.2</b>	<b>7.3</b>	<b>23</b>	<b>4.9</b>	<b>21</b>	<b>4.5</b>	<b>89t</b>	<b>56/382</b>	<b>79.5</b>
<b>OPPONENTS</b>	<b>582</b>	<b>363</b>	<b>3820</b>	<b>62.4</b>	<b>6.6</b>	<b>14</b>	<b>2.4</b>	<b>21</b>	<b>3.6</b>	<b>59t</b>	<b>34/232</b>	<b>74.4</b>

Score by Period	1	2	3	4	OT	Tot
BEARS	88	95	84	67	0	334
OPPONENTS	68	111	54	53	0	286

SCORING	TDs:Ru-Pa-RK-PAT	FG	5	Pts				
Gould	0	0	0	35/35	25/30	0	110	
Forté	9	6	3	0	0	56		
Hester	7	0	4	3	0	42		
Olsen	5	0	5	0	0	30		
Knox	5	0	5	0	0	30		
Bennett	3	0	3	0	0	18		
Taylor	3	0	3	0	0	18		
Manumaleuna	1	0	1	0	0	6		
R. Davis	1	0	1	0	0	6		
Cutler	1	1	0	0	0	6		
K. Davis	1	0	1	0	0	6		
Moore	1	0	0	1	0	6		
<b>BEARS</b>	<b>37</b>	<b>10</b>	<b>23</b>	<b>4</b>	<b>35/35</b>	<b>25/30</b>	<b>0</b>	<b>334</b>
<b>OPPONENTS</b>	<b>32</b>	<b>14</b>	<b>14</b>	<b>4</b>	<b>29/31</b>	<b>21/27</b>	<b>1</b>	<b>286</b>

**2-Pt. Conversions:** Forté, TEAM 1-2.  
OPPONENTS: 0-1.

RUSHING	No	Yds	Avg	Lg	TD
Forté	237	1069	4.5	68t	6
Taylor	112	267	2.4	24	3
Cutler	50	232	4.6	25	1
Hester	7	30	4.3	11	0
Bennett	2	9	4.5	5	0
Wolfe	4	8	2.0	7	0
Knox	1	2	2.0	2	0
Hanie	1	-1	-1.0	-1	0
<b>BEARS</b>	<b>414</b>	<b>1616</b>	<b>3.9</b>	<b>68t</b>	<b>10</b>
<b>OPPONENTS</b>	<b>386</b>	<b>1441</b>	<b>3.7</b>	<b>45</b>	<b>14</b>

RECEIVING	No	Yds	Avg	Lg	TD
Knox	51	960	18.8	67t	5
Forté	51	547	10.7	89t	3
Bennett	46	561	12.2	48	3
Olsen	41	404	9.9	39t	5
Hester	40	475	11.9	39	4
Taylor	20	139	7.0	18	0
Aromashodu	10	149	14.9	34	0
R. Davis	9	84	9.3	21	1
Manumaleuna	5	43	8.6	16	1
K. Davis	1	19	19.0	19t	1
Clark	1	12	12.0	12	0
Williams	1	4	4.0	4	0
<b>BEARS</b>	<b>276</b>	<b>3397</b>	<b>12.3</b>	<b>89t</b>	<b>23</b>
<b>OPPONENTS</b>	<b>363</b>	<b>3820</b>	<b>10.5</b>	<b>59t</b>	<b>14</b>

PUNTING	No	Yds	Avg	Net	TB	In	Lg	B
Maynard	83	3326	40.1	35.2	5	24	56	0
<b>BEARS</b>	<b>83</b>	<b>3326</b>	<b>40.1</b>	<b>35.2</b>	<b>5</b>	<b>24</b>	<b>56</b>	<b>0</b>
<b>OPPONENTS</b>	<b>88</b>	<b>3569</b>	<b>40.6</b>	<b>32.6</b>	<b>7</b>	<b>30</b>	<b>58</b>	<b>0</b>

INTS	No	Yds	Avg	Lg	TD
Tillman	5	127	25.4	56	0
C. Harris	5	69	13.8	39	0
D. Moore	4	95	23.8	54t	1
Briggs	2	1	0.5	1	0
Peppers	2	1	0.5	1	0
Jennings	1	39	39.0	39	0
Manning	1	0	0.0	0	0
Urlacher	1	0	0.0	0	0
<b>BEARS</b>	<b>21</b>	<b>332</b>	<b>15.8</b>	<b>56</b>	<b>1</b>
<b>OPPONENTS</b>	<b>21</b>	<b>247</b>	<b>11.8</b>	<b>92t</b>	<b>2</b>

KO RETURNS	No	Yds	Avg	Lg	TD
Manning	33	816	24.7	62	0
Hester	12	427	35.6	79	0
Knox	8	182	22.8	42	0
R. Davis	5	70	14.0	32	0
K. Davis	1	2	2.0	2	0
<b>BEARS</b>	<b>59</b>	<b>1497</b>	<b>25.4</b>	<b>79</b>	<b>0</b>
<b>OPPONENTS</b>	<b>59</b>	<b>1404</b>	<b>23.8</b>	<b>60</b>	<b>0</b>

PUNT RET.	Ret	FC	Yds	Avg	Lg	TD
Hester	33	10	564	17.1	89t	3
<b>BEARS</b>	<b>33</b>	<b>10</b>	<b>564</b>	<b>17.1</b>	<b>89t</b>	<b>3</b>
<b>OPPONENTS</b>	<b>39</b>	<b>10</b>	<b>303</b>	<b>7.8</b>	<b>62t</b>	<b>1</b>

FGs	1-19	20-29	30-39	40-49	50+
Gould	1/1	9/9	8/9	4/7	3/4
<b>BEARS</b>	<b>1/1</b>	<b>9/9</b>	<b>8/9</b>	<b>4/7</b>	<b>3/4</b>
<b>OPPONENTS</b>	<b>0/0</b>	<b>9/9</b>	<b>7/11</b>	<b>3/4</b>	<b>2/3</b>

Gould:(20G,31G)(38G,40G)(49N,25G,19G)  
(40G)(28G,53G,43G)(34G,24G,54B)(1)(42N)  
(43N,34G,37G)(47G,24G,50G)(23G)(54G)(1)  
(29G,23G,34G,20G)(37G,35N)(30G)  
OPPONENTS:(1)(28G,44N,48G)(38G,37B)(22G,38N)  
(24G,51N,53G)(1)(46G,37N)(1)(36G,39N,33G)(1)  
(45G,36G,22G,36G)(50G,25G)(30G,25G,29G)(1)  
(26G,34G)(23G)

DEFENSE	(Top 10)	T	S	A	FF	FR	PD	SA	Int
Urlacher	146	90	56	2	3	13	4	0	1
Briggs	121	75	46	2	1	7	0	2	2
Tillman	101	66	35	3	2	11	0	0	5
C. Harris	96	57	30	0	2	2	0	0	5
Manning	85	55	30	0	0	5	0	0	1
Jennings	66	41	25	1	1	1	0	0	1
Tinoisamoa	51	22	29	1	0	1	0	0	1
Peppers	50	33	17	3	0	7	8	0	2
Idonije	46	25	21	3	0	5	8	0	2
D. Moore	44	29	15	1	0	3	1	0	4

Sacks: Idonije 8.0, Peppers 8.0, Urlacher 4.0, Melton 2.5, Adams 2.0, Toelina 2.0, Briggs 2.0, T. Harris 1.5, Wootton 1.0, D. Moore 1.0, Tinoisamoa 1.0, Iwuh 1.0  
**TEAM: 34.0, OPPONENTS: 56.0**

### USUAL STARTERS

Offense	Defense
WR..... Johnny Knox	RE..... Julius Peppers
LT..... Frank Omyale	NT..... Anthony Adams
LG..... Chris Williams	DT..... Matt Toelina
C..... Olin Kreutz	LE..... Israel Idonije
RG..... Roberto Garza	WLB..... Lance Briggs
RT..... J'Marcus Webb	MLB..... Brian Urlacher
TE..... Greg Olsen	RCB..... Pisa Tinoisamoa
WR..... Devin Hester	RCB..... Charles Tillman
QB..... Jay Cutler	LCB..... Tim Jennings
RB..... Matt Forté	SS..... Danieal Manning
FB..... Brandon Manumaleuna	FS..... Chris Harris

### RANKINGS

Team Stats	Bears	Avg	Rank
Total Yards	4631	289.4	30
Rushing Yards	1616	101.0	22
Passing Yards	3015	188.4	28
Points Scored	334	20.9	21

	Opp	Avg	Rank
Total Yards	5029	314.3	9
Rushing Yards	1441	90.1	2
Passing Yards	3588	224.3	20
Points Scored	286	17.9	4





2011 CHICAGO BEARS STATISTICS

Record: 8-8, .500

3rd Place, NFC North

Head Coach: Lovie Smith

09/11	W	30-12	ATLANTA	62,115
09/18	L	13-30	at New Orleans	73,019
09/25	L	17-27	GREEN BAY	62,339
10/02	W	34-29	CAROLINA	62,135
10/10	L	13-24	at Detroit	67,861
10/16	W	39-10	MINNESOTA	62,322
10/23	W	24-18	vs. Tampa Bay*	76,981
11/07	W	30-24	at Philadelphia	69,144
11/13	W	37-13	DETROIT	62,396
11/20	W	31-20	SAN DIEGO	62,344
11/27	L	20-25	at Oakland	59,244
12/04	L	3-10	KANSAS CITY	61,973
12/11	L	10-13	ot at Denver	76,487
12/18	L	14-38	SEATTLE	61,542
12/25	L	21-35	at Green Bay	70,574
01/01	W	17-13	at Minnesota	62,867

\* at London, England

Bears		Opp.	
<b>TOTAL FIRST DOWNS</b>	<b>271</b>	<b>291</b>	
Rushing	97	75	
Passing	153	199	
Penalty	21	17	
3rd Down: Made/Att	66/203	80/229	
3rd Down Pct.	32.5	34.9	
4th Down: Made/Att	2/8	7/17	
4th Down Pct.	25.0	41.2	
<b>POSSESSION AVG.</b>	<b>30:13</b>	<b>29:47</b>	
<b>TOTAL NET YARDS</b>	<b>5026</b>	<b>5607</b>	
Avg. Per Game	314.1	350.4	
Total Plays	978	1048	
Avg. Per Play	5.1	5.4	
<b>NET YARDS RUSHING</b>	<b>2015</b>	<b>1542</b>	
Avg. Per Game	125.9	96.4	
Total Rushes	456	384	
<b>NET YARDS PASSING</b>	<b>3011</b>	<b>4065</b>	
Avg. Per Game	188.2	254.1	
Sacked/Yards Lost	49/335	33/208	
Gross Yards	3346	4273	
Att./Comp.	473/268	631/383	
Completion Pct.	56.7	60.7	
Had Intercepted	20	20	
<b>PUNTS/AVERAGE</b>	<b>89/43.9</b>	<b>85/42.7</b>	
<b>NET PUNTING AVG.</b>	<b>40.4</b>	<b>36.7</b>	
<b>PENALTIES/YARDS</b>	<b>104/800</b>	<b>98/719</b>	
<b>FOULS/BALL LOST</b>	<b>26/9</b>	<b>23/11</b>	
<b>TOUCHDOWNS</b>	<b>38</b>	<b>36</b>	
Rushing	10	10	
Passing	18	22	
Returns	10	4	

PASSING	Att	Cmp	Yds	Cmp%	Yd/Att	TD	INT	Int%	Lg	Sack/Lost	Rating	
Cutler	314	182	2319	58.0	7.39	13	4.1	7.2	56t	23/159	85.7	
Hanie	102	51	613	50.0	6.01	3	2.9	9.8	81	19/133	41.8	
McDown	55	35	414	63.6	7.53	2	3.6	4.73	49	7/43	68.3	
Forté	1	0	0	0.0	0.00	0	0.0	0.0	0	0/0	39.6	
Podlesh	1	0	0	0.0	0.00	0	0.0	0.0	0	0/0	39.6	
<b>BEARS</b>	<b>473</b>	<b>268</b>	<b>3346</b>	<b>56.7</b>	<b>7.07</b>	<b>18</b>	<b>3.8</b>	<b>2.0</b>	<b>4.2</b>	<b>81</b>	<b>49/335</b>	<b>73.8</b>
<b>OPPONENTS</b>	<b>631</b>	<b>383</b>	<b>4273</b>	<b>60.7</b>	<b>6.77</b>	<b>22</b>	<b>3.5</b>	<b>2.0</b>	<b>3.2</b>	<b>79t</b>	<b>33/208</b>	<b>79.3</b>

Score by Period	1	2	3	4	OT	Tot
BEARS	71	128	82	66	0	347
OPPONENTS	51	99	95	93	3	341

SCORING	Tds:Ru-Pa-RK-PAT	FG	S	Pts
Gould	0 0 0 0	37/37/28/32	0	121
Barber	6 6 0 0	0	0	36
K. Davis	5 0 5 0	0	0	30
Forté	4 3 1 0	0	0	24
Hester	4 0 1 3	0	0	24
Sanzenbacher	3 0 3 0	0	0	18
Knox	2 0 2 0	0	0	12
Spaeth	2 0 2 0	0	0	12
Tillman	2 0 2 0	0	0	12
R. Williams	2 0 2 0	0	0	12
Bell	1 0 1 0	0	0	6
Bennett	1 0 1 0	0	0	6
Cutler	1 1 0 0	0	0	6
Idonijie	1 0 0 1	0	0	6
D. Moore	1 0 0 1	0	0	6
Urlacher	1 0 0 1	0	0	6
E. Williams	1 0 0 1	0	0	6
Wright	1 0 0 1	0	0	6
McDown	0 0 0 0	0	0	2
Paea	0 0 0 0	0	1	2

**BEARS 38 10 18 10 37/37/28/32 1 353**

**OPPONENTS 36 10 22 4 33/33/30/36 1 341**

2-Pt. Conversions: McDown, TEAM: 1-1, OPPONENTS: 0-3

RUSHING	No	Yds	Avg	Lg	TD
Forté	203	997	4.9	46	3
Barber	114	422	3.7	29	6
Bell	79	337	4.3	26	0
Hanie	13	98	7.5	24	0
McDown	12	68	5.7	28	0
Cutler	18	55	3.1	12	1
Allen	15	48	3.2	13	0
Sanzenbacher	1	-4	-4.0	-4	0
Hester	1	-6	-6.0	-6	0
<b>BEARS</b>	<b>456</b>	<b>2015</b>	<b>4.4</b>	<b>46</b>	<b>10</b>
<b>OPPONENTS</b>	<b>384</b>	<b>1542</b>	<b>4.0</b>	<b>88t</b>	<b>10</b>

RECEIVING	No	Yds	Avg	Lg	TD
Forté	52	490	9.4	56t	1
Knox	37	727	19.6	81	2
R. Williams	37	507	13.7	25t	2
Sanzenbacher	27	276	10.2	22	3
Hester	26	369	14.2	53	1
Bennett	24	381	15.9	49	1
Bell	19	133	7.0	25t	1
Davis	18	206	11.4	32t	5
Hurd	8	109	13.6	28	0
Clutts	8	48	6.0	10	0
Spaeth	7	50	7.1	13	2
Barber	5	50	10.0	16	0
<b>BEARS</b>	<b>268</b>	<b>3346</b>	<b>12.5</b>	<b>81t</b>	<b>22</b>
<b>OPPONENTS</b>	<b>383</b>	<b>4273</b>	<b>11.2</b>	<b>79t</b>	<b>22</b>

PUNTING	No	Yds	Avg	Net	TB	In	Lg	B
Podlesh	89	3903	43.9	40.4	4	21	70	0
<b>BEARS</b>	<b>89</b>	<b>3903</b>	<b>43.9</b>	<b>40.4</b>	<b>4</b>	<b>21</b>	<b>70</b>	<b>0</b>
<b>OPPONENTS</b>	<b>85</b>	<b>3628</b>	<b>42.7</b>	<b>36.7</b>	<b>2</b>	<b>27</b>	<b>80</b>	<b>0</b>

INTS	No	Yds	Avg	Lg	TD
Tillman	5	127	25.4	56	0
Moore	4	31	7.8	20t	1
Tillman	3	66	22.0	44t	2
Wright	3	60	20.0	36	1
Graham	3	11	3.7	10	0
Urlacher	3	7	2.3	8	0
Jennings	2	2	1.0	1	0
Briggs	1	0	0.0	0	0
Conte	1	0	0.0	0	0
<b>BEARS</b>	<b>20</b>	<b>177</b>	<b>8.9</b>	<b>44t</b>	<b>4</b>
<b>OPPONENTS</b>	<b>20</b>	<b>380</b>	<b>19.0</b>	<b>73</b>	<b>3</b>

KO RETURNS	No	Yds	Avg	Lg	TD
Hester	33	723	21.9	98t	1
Knox	15	397	26.5	56	0
Bell	2	45	22.5	25	0
Spaeth	2	14	7.0	7	0
Adams	1	0	0.0	0	0
Allen	1	17	17.0	17	0
Bennett	1	9	9.0	9	0
Clutts	1	9	9.0	9	0
Hurd	1	24	24.0	24	0
<b>BEARS</b>	<b>57</b>	<b>1238</b>	<b>21.7</b>	<b>98t</b>	<b>1</b>
<b>OPPONENTS</b>	<b>35</b>	<b>855</b>	<b>24.4</b>	<b>44</b>	<b>0</b>

PUNT RET.	Ret	FC	Yds	Avg	Lg	TD
Hester	28	15	454	16.2	82t	2
Bennett	1	1	7	7.0	7	0
Knox	1	0	9	9.0	9	0
<b>BEARS</b>	<b>30</b>	<b>16</b>	<b>470</b>	<b>15.7</b>	<b>82t</b>	<b>2</b>
<b>OPPONENTS</b>	<b>41</b>	<b>27</b>	<b>223</b>	<b>5.4</b>	<b>36</b>	<b>0</b>

FGs	1-19	20-29	30-39	40-49	50+
Gould	0/0	10/10	6/6	6/10	6/6
<b>BEARS</b>	<b>0/0</b>	<b>10/10</b>	<b>6/6</b>	<b>6/10</b>	<b>6/6</b>
<b>OPPONENTS</b>	<b>1/1</b>	<b>9/10</b>	<b>10/12</b>	<b>7/8</b>	<b>3/5</b>
<b>Gould:</b>	<b>41G, 49C</b>	<b>(51G, 26G, 22G)</b>	<b>(41N, 25G)</b>	<b>(51G, 38G, 22G)</b>	<b>(43G, 35G, 43N, 50G)</b>
<b>(42C)</b>	<b>(50G, 53G)</b>	<b>(32G, 41N)</b>	<b>(57G)</b>	<b>(1) (49N, 35G, 30G)</b>	<b>(27C)</b>
<b>OPPONENTS:</b>	<b>(48G, 25G)</b>	<b>(31G, 29G, 53G)</b>	<b>(37G, 28G)</b>	<b>(29G, 39G, 34B, 38G, 52N)</b>	<b>(31G)</b>
<b>(37G, 38N)</b>	<b>(33G)</b>	<b>(47G)</b>	<b>(29G, 35C)</b>	<b>(28G, 55N, 48G)</b>	<b>(40C, 47G, 19G, 37G, 44G)</b>
<b>(21G)</b>	<b>(28B, 59G, 51G)</b>	<b>(33C)</b>	<b>(1)</b>	<b>(26G, 48B, 26G)</b>	

DEFENSE	(Top 10)	T	S	A	FF	FR	PD	Sa	Int
Briggs	147	86	61	2	0	0	0	0	1
Urlacher	135	77	58	0	2	7	0	0	3
Tillman	113	83	30	4	1	2	13	0	2
Jennings	87	62	25	1	1	8	0	0	3
Wright	78	52	26	0	0	4	0	0	3
Roach	61	26	35	0	0	3	0	0	0
Moore	60	43	17	0	0	8	1	0	4
Idonijie	57	28	29	1	2	0	5	0	0
Steltz	48	28	20	2	0	1	1	0	0
Conte	47	23	24	0	0	1	1	0	1

**Sacks:** Peppers 11.0, Melton 7.0, Idonijie 5.0, Okoye 4.0, Paea 2.0, C. Davis 1.0, Steltz 1.0, Tillman 1.0, TEAM 1.0

**TEAM 1.0, OPPONENTS: 49.0**

USUAL STARTERS		RANKINGS	
Offense	Defense	Team Stats	Bears Avg Rank
WR..... Roy Williams	RE..... Julius Peppers	Total Yards.....	5026.....314.1.....24
LT..... J'Marcus Webb	NT..... Henry Melton	Rushing Yards.....	2015.....125.9.....9
LG..... Chris Williams	OT..... Matt Toeaina	Passing Yards.....	3011.....188.2.....26
C..... Roberto Garza	LE..... Israel Idonijie	Points Scored.....	353.....22.1.....17
RG..... Chris Spencer	WLB..... Lance Briggs		
RT..... Lance Louis	MLB..... Brian Urlacher		
TE..... Kellen Davis	SLB..... Nick Roach	Total Yards.....	5607.....350.4.....17
WR..... Devin Hester	RCB..... Charles Tillman	Rushing Yards.....	1542.....96.4.....5
QB..... Jay Cutler	LCB..... Tim Jennings	Passing Yards.....	4065.....254.1.....28
RB..... Matt Forte	SS..... Major Wright	Points Scored.....	341.....21.3.....14
FB..... Tyler Clutts	FS..... Chris Conte		





## 2013 CHICAGO BEARS STATISTICS

**Record: 8-8, .500**

**2nd Place, NFC North**

**Head Coach: Marc Tremman**

Date	Result	Opponent	Score
09/08	W	CINCINNATI	62,213
09/15	W	31-30 MINNESOTA	62,181
09/22	W	40-23 at Pittsburgh	61,575
09/29	L	32-40 at Detroit	64,552
10/06	L	18-26 NEW ORLEANS	62,361
10/10	W	27-21 N.Y. GIANTS	62,374
10/20	L	41-45 at Washington	83,147
11/04	W	27-20 at Green Bay	78,122
11/10	L	19-21 DETROIT	62,431
11/17	W	23-20 at BALTIMORE	62,367
11/24	L	21-42 at St. Louis	66,024
12/01	L	20-23 at Minnesota	64,134
12/09	W	45-28 DALLAS	62,229
12/15	W	38-31 at Cleveland	71,519
12/22	L	11-54 at Philadelphia	69,144
12/29	L	28-33 GREEN BAY	62,708

	Bears	Opp
<b>TOTAL FIRST DOWNS</b>	<b>344</b>	<b>353</b>
Rushing	102	147
Passing	215	184
Penalty	27	22
3rd Down: Made/Att	83/197	83/200
3rd Down Pct.	42.1%	41.5%
4th Down: Made/Att	8/13	12/16
4th Down Pct.	61.5%	75.0%
<b>POSSESSION AVG.</b>	<b>30:25</b>	<b>29:35</b>
<b>TOTAL NET YARDS</b>	<b>6109</b>	<b>6313</b>
Total Per Game	381.8	394.6
Total Plays	1013	1021
Avg. Per Play	6.0	6.2
<b>NET YARDS RUSHING</b>	<b>1828</b>	<b>2583</b>
Avg. Per Game	114.3	161.4
Total Rushes	404	483
<b>NET YARDS PASSING</b>	<b>4281</b>	<b>3730</b>
Avg. Per Game	267.6	233.1
Sacked/Yards Lost	30/169	31/189
Gross Yards	4450	3919
Att./Comp.	579/373	507/315
Completion Pct.	64.4%	62.1%
Had Intercepted	13	19
<b>PUNTS/AVERAGE</b>	<b>69/40.0</b>	<b>58/44.5</b>
<b>NET PUNTING AVG.</b>	<b>37.3</b>	<b>38.4</b>
<b>PENALTIES/YARDS</b>	<b>85/708</b>	<b>69/647</b>
<b>FUMBLES/BALL LOST</b>	<b>21/10</b>	<b>25/9</b>
<b>TOUCHDOWNS</b>	<b>52</b>	<b>56</b>
Rushing	13	22
Passing	32	25
Returns	7	9

PASSING	Att	Cmp	Yds	Cmp%	Yd/Att	TD	TD%	Int	Int%	Lg	Sack/Lost	Rating
Cutler	355	224	2621	63.1%	7.4	19	5.4%	12	3.4%	67	19/132	89.2
McCown	224	149	1829	66.5%	8.2	13	5.8%	1	0.4%	80t	11/37	109.0
<b>BEARS</b>	<b>579</b>	<b>373</b>	<b>4450</b>	<b>64.4%</b>	<b>7.7</b>	<b>32</b>	<b>5.5%</b>	<b>13</b>	<b>2.2%</b>	<b>80t</b>	<b>30/169</b>	<b>96.9</b>
<b>OPPONENTS</b>	<b>507</b>	<b>315</b>	<b>3919</b>	<b>62.1%</b>	<b>7.7</b>	<b>25</b>	<b>4.9%</b>	<b>19</b>	<b>3.7%</b>	<b>48t</b>	<b>31/189</b>	<b>86.9</b>

USUAL STARTERS	
Offense	Defense
WR..... Brandon Marshall	RE..... Julius Peppers
LT..... Jermon Bushrod	NT..... Stephen Paea
LG..... Matt Slauson	DT..... Corey Wootton
C..... Roberto Garza	LE..... Shea McClellin
RG..... Kyle Long	WLB..... Lance Briggs
RT..... Jordan Mills	MLB..... Jonathan Bostic
TE..... Martellus Bennett	SLB..... James Anderson
WR..... Alshon Jeffery	RCB..... Charles Tillman
QB..... Jay Cutler	LCB..... Tim Jennings
RB..... Matt Forte	SS..... Major Wright
FB..... Tony Fiametta	FS..... Chris Conte

Score by Period	1	2	3	4	OT	Tot
BEARS	96	124	90	132	3	445
OPPONENTS	112	147	97	119	3	478

SCORING	TDs:Ru-Pa-RK-PAT	FG	S	Pts				
Goold	0	0	0	45/46	26/29	0	123	
Marshall	12	0	12	0	2	76		
Forté	12	9	3	0	1	74		
Jeffery	7	0	7	0	1	44		
M. Bennett	5	0	5	0	0	30		
E. Bennett	4	0	4	0	1	26		
Bush	4	3	1	0	0	24		
Jennings	2	0	2	0	0	12		
Bass	1	0	0	1	0	6		
Bowman	1	0	0	1	0	6		
Wright	1	0	0	1	0	6		
Hester	1	0	0	1	0	6		
Peppers	1	0	0	1	0	6		
McCown	1	1	0	0	0	6		
<b>BEARS</b>	<b>52</b>	<b>13</b>	<b>32</b>	<b>7</b>	<b>45/46</b>	<b>26/29</b>	<b>5</b>	<b>445</b>
<b>OPPONENTS</b>	<b>56</b>	<b>22</b>	<b>25</b>	<b>9</b>	<b>54/54</b>	<b>28/30</b>	<b>1</b>	<b>478</b>

2-Pt. Conversions: TEAM: 5-6, OPPONENTS: 1-2

RUSHING	No	Yds	Avg	Lg	TD
Forté	289	1339	4.6	55	9
Bush	63	197	3.1	40t	3
Cutler	23	118	5.1	18	0
Jeffery	16	105	6.6	38	0
McCown	13	69	5.3	20	1
<b>BEARS</b>	<b>404</b>	<b>1828</b>	<b>4.5</b>	<b>55</b>	<b>13</b>
<b>OPPONENTS</b>	<b>483</b>	<b>2583</b>	<b>5.3</b>	<b>65t</b>	<b>22</b>

RECEIVING	No	Yds	Avg	Lg	TD
Marshall	100	1295	13.0	44	12
Jeffery	89	1421	16.0	80t	7
Forté	74	594	8.0	34	3
M. Bennett	65	759	11.7	43	5
E. Bennett	32	243	7.6	17t	4
Fiammetta	4	57	14.3	30	0
Bush	4	48	12.0	17t	1
Wilson	2	13	6.5	10	0
Rosario	1	13	13.0	13	0
Weems	1	8	8.0	8	0
Long	1	-1	-1.0	-1	0
<b>BEARS</b>	<b>373</b>	<b>4450</b>	<b>11.9</b>	<b>80t</b>	<b>32</b>
<b>OPPONENTS</b>	<b>315</b>	<b>3919</b>	<b>12.4</b>	<b>48t</b>	<b>25</b>

PUNTING	No	Yds	Avg	Net	TB	In	Lg	B
Podlesh	68	2763	40.6	37.9	2	27	65	1
<b>BEARS</b>	<b>68</b>	<b>2763</b>	<b>40.6</b>	<b>37.9</b>	<b>2</b>	<b>27</b>	<b>65</b>	<b>1</b>
<b>OPPONENTS</b>	<b>58</b>	<b>2581</b>	<b>44.5</b>	<b>38.4</b>	<b>5</b>	<b>16</b>	<b>65</b>	<b>0</b>

INTS	No	Yds	Avg	Lg	TD
Jennings	4	111	27.8	48t	2
Tillman	3	69	23.0	41	0
Bowman	3	67	22.3	43t	1
Conte	3	48	16.0	35	0
Wright	2	46	23.0	38t	1
Greene	1	49	49.0	49	0
Bass	1	24	24.0	24t	1
Peppers	1	14	14.0	14	0
Bostic	1	0	0.0	0	0
<b>BEARS</b>	<b>19</b>	<b>428</b>	<b>22.5</b>	<b>49</b>	<b>5</b>
<b>OPPONENTS</b>	<b>13</b>	<b>225</b>	<b>17.3</b>	<b>54t</b>	<b>3</b>

KO RETURNS	No	Yds	Avg	Lg	TD
Hester	52	1436	27.6	80	0
Anderson	5	82	16.4	21	0
Weems	5	57	11.4	19	0
Ford	5	37	7.4	11	0
Rosario	2	10	5.0	6	0
Marshall	1	-8	-8.0	0	0
<b>BEARS</b>	<b>70</b>	<b>1614</b>	<b>23.1</b>	<b>80</b>	<b>0</b>
<b>OPPONENTS</b>	<b>47</b>	<b>883</b>	<b>18.8</b>	<b>105t</b>	<b>1</b>

PUNT RET.	Ret	FC	Yds	Avg	Lg	TD
Hester	18	11	256	14.2	81t	1
Weems	0	1	0	0.0	0	0
<b>BEARS</b>	<b>18</b>	<b>12</b>	<b>256</b>	<b>14.2</b>	<b>81t</b>	<b>1</b>
<b>OPPONENTS</b>	<b>15</b>	<b>25</b>	<b>111</b>	<b>7.4</b>	<b>57</b>	<b>0</b>

FGs	1-19	20-29	30-39	40-49	50+
Goold	0/0	11/11	6/7	6/7	3/4
<b>BEARS</b>	<b>0/0</b>	<b>11/11</b>	<b>6/7</b>	<b>6/7</b>	<b>3/4</b>
<b>OPPONENTS</b>	<b>1/1</b>	<b>9/9</b>	<b>10/10</b>	<b>7/8</b>	<b>1/2</b>

Goold:(58G)(20G)(47G,32G)(34G,28G,25G)(27G)(40G,52G)(47G,34N,49G)(24G,27G)(25G,32G)(20G,46G,38G)(30G,40G,66N,47N)(27G,34G,23G)(23G)(50G)(0)(28G,28G,22G)(27G,36G,44G)(23G,31G,41G,43G)(47G,19G,36G,48G)(0)(38G)(30G,23G)(45N)(52G,21G)(29G,40G)(32G,30G,57N,34G)(0)(35G)(49G)(33G,27G)

DEFENSE										
(Top 10)	T	S	A	FF	FR	PD	Sa	Int		
Anderson	129.5	76	42	0	1	3	4.0	0		
Wright	117	97	20	2	0	1	0.0	2		
Conte	95	70	24	1	0	7	0.0	3		
Briggs	87	51	23	2	0	5	3.0	1		
Bostic	75.5	46	24	0	1	0	1.0	1		
Jennings	66	54	12	3	1	12	0.4	4		
Frey	62	38	24	0	0	2	0.0	0		
Tillman	52.5	30	20	3	0	4	0.0	3		
Bowman	49	39	8	0	0	10	0.0	3		
Peppers	48.5	26	11	2	1	4	7.5	2		

Sacks: Peppers 7.0, Anderson 4.0, McClellin 4.0, Wootton 3.0, Briggs 3.0, Bostic 2.0, Williams 2.0, Paea 1.5, Ratliff 1.5, Bass 1.0, Ozuogwu 1.0, Collins 1.0. TEAM: 31/10, OPPONENTS: 30.0

RANKINGS			
Team Stats	Bears	Avg	Rank
Total Yards	6109	381.8	8
Rushing Yards	1828	114.3	16
Passing Yards	4281	267.6	5
Points Scored	445	27.8	2

Opp Avg Rank			
Total Yards	613	394.6	30
Rushing Yards	2583	161.4	32
Passing Yards	3730	233.1	15
Points Scored	478	29.9	30t





## 2015 CHICAGO BEARS STATISTICS

**Record: 6-10, .375**

**4th Place, NFC North**

**Head Coach: John Fox**

Date	Result	Opponent	Score
09/13	L	GREEN BAY	62,442
09/20	L	ARIZONA	62,351
09/27	L	at Seattle	69,002
10/04	W	OAKLAND	62,409
10/11	W	at Kansas City	75,799
10/18	L	at Detroit	57,648
11/01	L	MINNESOTA	62,311
11/09	W	at San Diego	68,033
11/15	W	at St. Louis	58,653
11/22	L	DENVER	62,483
11/26	W	at Green Bay	78,488
12/06	L	SAN FRANCISCO	62,088
12/13	L	WASHINGTON	61,026
12/20	L	at Minnesota	52,421
12/27	W	at Tampa Bay	63,734
01/03	L	DETROIT	61,177

	Bears	Opp
<b>TOTAL FIRST DOWNS</b>	<b>312</b>	<b>307</b>
Rushing	108	103
Passing	177	182
Penalty	27	22
3rd Down: Made/Att	93/219	89/201
3rd Down Pct.	42.5%	44.3%
4th Down: Made/Att	6/10	5/12
4th Down Pct.	60.0%	41.7%

	Bears	Opp
<b>POSSession AVG.</b>	<b>31:01</b>	<b>28:59</b>
<b>TOTAL NET YARDS</b>	<b>5514</b>	<b>5527</b>
Avg. Per Game	344.6	345.4
Total Plays	1025	980
Avg. Per Play	5.4	5.6
<b>NET YARDS RUSHING</b>	<b>1854</b>	<b>1934</b>
Avg. Per Game	115.9	120.9
Total Rushes	468	433

	Bears	Opp
<b>NET YARDS PASSING</b>	<b>3660</b>	<b>3593</b>
Avg. Per Game	228.8	224.6
Sacked/Yards Lost	34/183	35/237
Gross Yards	3843	3830
Attempts/Completions	523/334	512/322
Completion Pct.	63.9%	62.9%
Had Intercepted	12	8

	Bears	Opp
<b>PUNTS/AVERAGE</b>	<b>74/43.7</b>	<b>74/44.2</b>
<b>NET PUNTING AVG.</b>	<b>74/39.6</b>	<b>74/39.3</b>
<b>PENALTIES/YARDS</b>	<b>99/909</b>	<b>98/895</b>
<b>FUMBLES/BALL LOST</b>	<b>20/9</b>	<b>18/9</b>
<b>TOUCHDOWNS</b>	<b>34</b>	<b>47</b>
Rushing	13	9
Passing	21	31
Returns	0	7

	Bears	Opp										
<b>PASSING</b>	<b>Att</b>	<b>Cmp</b>	<b>Yds</b>	<b>Cmp%</b>	<b>Yd/Att</b>	<b>TD</b>	<b>Int</b>	<b>Int%</b>	<b>Lg</b>	<b>Sack/Lost</b>	<b>Rating</b>	
Cutler	483	311	3659	64.4%	7.57	21	4.3%	11	2.3%	87t	29/150	92.3
Clausen	40	23	184	57.5%	4.60	0	0.0%	1	2.5%	22	4/30	58.8
Mariani	0	0	0	0.0%	0.00	0	0.0%	0	0.0%	0	1/3	0.0
<b>BEARS</b>	<b>523</b>	<b>334</b>	<b>3843</b>	<b>63.9%</b>	<b>7.35</b>	<b>21</b>	<b>4.0%</b>	<b>12</b>	<b>2.3%</b>	<b>87t</b>	<b>34/183</b>	<b>89.7</b>
<b>Opponents</b>	<b>512</b>	<b>322</b>	<b>3830</b>	<b>62.9%</b>	<b>7.48</b>	<b>31</b>	<b>6.1%</b>	<b>8</b>	<b>1.6%</b>	<b>71t</b>	<b>35/237</b>	<b>99.3</b>

Score by Period	1	2	3	4	OT	Tot
BEARS	41	125	45	124	0	335
OPPONENTS	110	108	72	100	9	397

SCORING	TDs:Ru-Pa-RK-PAT	FG	S	Pts			
Gould	0	0	0	28/29	33/39	0	127
Forté	7	4	3	0	1	44	
Langford	7	6	1	0	1	44	
Miller	5	0	0	0	0	30	
Jeffery	4	0	4	0	0	24	
Bennett	3	0	3	0	0	18	
Carey	3	2	1	0	0	18	
Bellamy	2	0	2	0	0	12	
Wilson	1	0	1	0	0	6	
Cutler	1	1	0	0	0	6	
Royal	1	0	1	0	0	6	

**BEARS 34 13 21 0 28/29 33/39 2 335**

**Opponents 47 9 31 7 43/46 24/48 0 397**

**2-Pt. Conversions: TEAM: 2/5, OPPONENTS: 0/0**

RUSHING	No	Yds	Avg	Lg	TD
Forté	218	898	4.1	27	4
Langford	148	537	3.6	23	6
Cutler	38	201	5.3	26	1
Carey	43	159	3.7	11	2
Rodgers	14	41	2.9	5	0
Smith	1	11	11.0	11	0
Clausen	5	8	1.6	11	0
Royal	1	-1	-1.0	-1	0

**BEARS 468 1854 4.0 27 13**

**Opponents 433 1934 4.5 44t 9**

RECEIVING	No	Yds	Avg	Lg	TD
Jeffery	54	807	14.9	50	4
Bennett	53	439	8.3	24t	3
Forté	44	389	8.8	38	3
Royal	37	238	6.4	30	1
Miller	34	439	12.9	87t	5
Wilson	28	464	16.6	50	1
Mariani	22	300	13.6	26	0
Langford	22	279	12.7	83t	1
Bellamy	19	224	11.8	48t	2
Meredith	11	120	10.9	22	0
Houston	3	27	9.0	12	0
Carey	3	19	6.3	11	1
Thompson	2	81	40.5	45	0
Rodgers	1	10	10.0	10	0
Lee	1	7	7.0	7	0

**BEARS 334 3843 11.5 87t 21**

**Opponents 322 3830 11.9 71t 31**

PUNTING	No	Yds	Avg	Net	TB	In	Lg	B
O'Donnell	70	3097	44.2	39.7	4	28	72	1
Lanning	3	136	45.3	35.7	0	1	51	0
<b>BEARS</b>	<b>74</b>	<b>3233</b>	<b>43.7</b>	<b>39.6</b>	<b>4</b>	<b>29</b>	<b>72</b>	<b>1</b>
<b>Opponents</b>	<b>74</b>	<b>3272</b>	<b>44.2</b>	<b>39.3</b>	<b>6</b>	<b>26</b>	<b>64</b>	<b>0</b>

INTS	No	Yds	Avg	Lg	TD
Fuller	2	24	12.0	15	0
Young	1	39	39.0	39	0
Jones-Quartey	1	23	23.0	23	0
McPhee	1	13	13.0	13	0
Allen	1	2	2.0	2	0
Porter	1	2	2.0	2	0
Anderson	1	0	0.0	0	0

**BEARS 8 103 12.9 39 0**

**Opponents 12 241 20.1 68t 3**

KO RETURNS	No	Yds	Avg	Lg	TD
Mariani	16	418	26.1	47	0
Thompson	14	409	29.2	74	0
Carey	2	38	19.0	22	0
Rodgers	1	15	15.0	15	0
Bellamy	0	12	0.0	12	0

**BEARS 33 892 27.0 74 0**

**Opponents 39 983 25.2 108t 2**

PUNT RET.	Ret	FC	Yds	Avg	Lg	TD
Mariani	29	22	192	6.6	20	0
Callahan	1	0	34	34.0	34	0
Royal	1	0	16	16.0	16	0

**BEARS 31 22 242 7.8 34 0**

**Opponents 30 22 226 7.5 65t 1**

FGs	1-19	20-29	30-39	40-49	50+
Gould	1/1	8/8	10/12	7/9	7/9
<b>BEARS</b>	<b>1/1</b>	<b>8/8</b>	<b>10/12</b>	<b>7/9</b>	<b>7/9</b>

**OPPONENTS 0/0 7/8 8/8 6/6 3/6**

**Gould:** (28G,50G,44G) (40G,23G,51G) ( )

(19G,54G,49G) (44G,30G) (27G,23G,38G,29G)

(55G,33G,51N) (47N,34N) (35G,37G,36G)

(46G,37G,37G) (21G) (40G,51G,40N,36N) (50N) (51G)

(26G,27G,50G,39G) (49G,34G)

**OPPONENTS:** (37G) ( ) (31G,21G,45G,48G) (29G,41G)

(35G,27B,66SH) (39G,32G,27G) (43G,48G,36G)

(31G,22G) (26G,38G) (24G) (22G,50G) ( ) (47G) (53G)

(52N) (54N,59G)

DEFENSE	(Top 10)	T	S	A	FF	FR	PD	Sa	Int
Amos	108	78	30	0	0	4	1.0	0	0
Jones	98	70	28	0	1	4	0.0	0	0
McClellin	96	65	31	1	1	2	0.0	0	0
McPhee	64	43	21	1	1	0	3.0	1	0
Acho	60	31	29	1	1	1	0.0	0	0
Fuller	56	45	11	0	0	15	0.0	2	2
Houston	51	34	17	0	1	0	8.0	0	0
Young	47	31	16	0	0	3	6.5	1	0
Rolle	45	32	13	0	1	0	0.0	0	0
Anderson	40	31	9	0	0	5	0.0	1	0

**Sacks:** Houston 8.0, Young 6.5, McPhee 6.0, Gold-

man 4.5, Jenkins 4.0, Gaston 1.0, Amos 1.0, Unrein

1.0, Scruggs 1.0, Proskins 1.0, Callahan 1.0. **TEAM:**

**35.0, Opponents: 34.0**

**USUAL STARTERS**

Offense	Defense
WR..... Eddie Royal	DE..... Mitch Unrein
LT..... Charles Leno	NT..... Eddie Goldman
LG..... Matt Slauson	DE..... Jarvis Jenkins
C..... Hroniss Grasu	OLB..... Sam Acho
RG..... Vladimir Ducasse	ILB..... Shea McClellin
RT..... Kyle Long	ILB..... Christian Jones
TE..... Martellus Bennett	OLB..... Pernell McPhee
WR..... Alshon Jeffery	CB..... Tracy Porter
QB..... Jay Cutler	CB..... Kyle Fuller
RB..... Matt Forte	S..... Adrian Amos
FB/TE..... Zach Miller	S..... Antrel Rolle

**RANKINGS**

Team Stats	Bears	Avg	Rank
Total Yards	5514	344.6	21
Rushing Yards	1854	115.9	9
Passing Yards	3660	228.6	23
Points Scored	335	20.9	23
<b>Opp</b>	<b>Avg</b>	<b>Rank</b>	
Total Yards	5527	345.4	14
Rushing Yards	1934	120.9	22
Passing Yards	3593	228.6	24
Points Scored	397	24.8	20



## 2016 CHICAGO BEARS STATISTICS

### Record: 3-13, .188

4th Place, NFC North

Head Coach: John Fox

Date	Time	Location	Score
09/11	L 14-23	at Houston	71,933
09/19	L 14-29	PHILADELPHIA	62,268
09/25	L 17-31	at Dallas	90,554
10/02	W 17-14	DETROIT	60,841
10/9	L 23-29	at Indianapolis	66,622
10/16	L 16-17	JACKSONVILLE	61,054
10/20	L 10-26	at Green Bay	78,217
10/31	W 20-10	MINNESOTA	60,422
11/13	L 10-36	at Tampa Bay	62,898
11/20	L 16-22	at New York Giants	78,898
11/27	L 21-27	TENNESSEE	59,494
12/04	W 26-6	SAN FRANCISCO	59,782
12/11	L 17-20	at Detroit	61,726
12/18	L 27-30	GREEN BAY	61,137
12/24	L 21-41	WASHINGTON	57,953
01/01	L 10-38	at Minnesota	66,808

	Bears	Opp
<b>TOTAL FIRST DOWNS</b>	<b>324</b>	<b>322</b>
Rushing	93	99
Passing	212	188
Penalty	19	35
3rd Down: Made/Att	70/185	85/210
3rd Down Pct.	37.8%	40.5%
4th Down: Made/Att	4/14	10/14
4th Down Pct.	28.6%	71.4%
<b>POSSESSION AVG.</b>	<b>28:07</b>	<b>31:53</b>
<b>TOTAL NET YARDS</b>	<b>5704</b>	<b>5548</b>
Avg. Per Game	356.5	346.8
Total Plays	967	1012
Avg. Per Play	5.9	5.5
<b>NET YARDS RUSHING</b>	<b>1735</b>	<b>1950</b>
Avg. Per Game	108.4	121.9
Total Rushes	380	445
<b>NET YARDS PASSING</b>	<b>3969</b>	<b>3598</b>
Avg. Per Game	248.1	224.9
Sacked/Yards Lost	28/170	37/230
Gross Yards	4139	3828
Attempts/Completions	559/347	530/342
Completion Pct.	62.1%	64.5%
Had Intercepted	19	8
<b>PUNTS/AVERAGE</b>	<b>68/44.0</b>	<b>67/45.5</b>
<b>NET PUNTING AVG.</b>	<b>38.4</b>	<b>41.4</b>
<b>PENALTIES/YARDS</b>	<b>110/967</b>	<b>103/959</b>
<b>FUMBLES/BALL LOST</b>	<b>26/12</b>	<b>13/3</b>
<b>TOUCHDOWNS</b>	<b>32</b>	<b>43</b>
Rushing	10	18
Passing	19	22
Returns	3	3

PASSING	Att	Cmp	Yds	Cmp%	Yd/Att	TD	INT	Int%	Lg	Sack/Lost	Rating	
Barkley	216	129	1611	59.7%	7.5	8	3.7%	14	6.5%	37	6/43	68.3
Hoyer	200	134	1445	67.0%	7.2	6	3.0%	0	0.0%	64	4/18	98.0
Cutler	137	81	1059	59.1%	7.7	4	2.9%	5	3.6%	54	17/104	78.1
Fales	5	2	22	40.0%	4.4	0	0.0%	0	0.0%	12	1/5	53.8
Meredith	1	1	2	100.0%	2.0	1	100.0%	0	0.0%	21	0/0	118.8
<b>BEARS</b>	<b>559</b>	<b>347</b>	<b>4139</b>	<b>62.1%</b>	<b>7.4</b>	<b>19</b>	<b>3.4%</b>	<b>19</b>	<b>3.4%</b>	<b>64</b>	<b>28/170</b>	<b>81.8</b>
<b>Opponents</b>	<b>530</b>	<b>342</b>	<b>3828</b>	<b>64.5%</b>	<b>7.2</b>	<b>22</b>	<b>4.2%</b>	<b>8</b>	<b>1.5%</b>	<b>60</b>	<b>37/230</b>	<b>93.5</b>

Score by Period	1	2	3	4	OT	Tot
BEARS	42	105	52	80	0	279
OPPONENTS	67	125	84	123	0	399

SCORING	TDs:Ru-Pa-RK-PAT	FG	S	Pts	
Barth	0 0 0 0	31/32	18/23	0	85
Howard	7 6 1 0	0	0	42	
Miller	4 0 0 0	0	0	24	
Langford	4 4 0 0	0	0	24	
Meredith	4 0 0 0	0	0	24	
Royal	3 0 2 1	0	0	18	
Jeffery	2 0 2 0	0	0	12	
Thompson	2 0 2 0	0	0	12	
Floyd	1 0 0 1	1	8	8	
Wilson	1 0 1 0	0	0	6	
Barkley	1 0 1 0	0	0	6	
Bellamy	1 0 1 0	0	0	6	
Brown	1 0 1 0	0	0	6	
LeBlanc	1 0 0 1	0	0	6	
<b>BEARS</b>	<b>32 10 19 3</b>	<b>31/32</b>	<b>18/23</b>	<b>1</b>	<b>279</b>
<b>Opponents</b>	<b>43 18 22 3</b>	<b>38/42</b>	<b>33/33</b>	<b>5</b>	<b>399</b>

2-Pt. Conversions: TEAM: 0/0, OPPONENTS: 1/1

RUSHING	No	Yds	Avg	Lg	TD
Howard	252	1,313	5.2	69	6
Langford	62	200	3.2	23	4
Carey	32	126	3.9	24	0
Bellamy	4	37	9.3	22	0
Cutler	5	24	4.8	12	0
White	1	9	9.0	9	0
Lasike	3	8	2.7	5	0
Bell	3	6	2.0	6	0
Meredith	1	6	6.0	6	0
Addison	1	4	4.0	4	0
Barkley	7	2	0.3	5	0
Prosiniski	1	2	2.0	2	0
Fales	1	0	0.0	0	0
Hoyer	7	-2	-0.3	3	0
<b>BEARS</b>	<b>380</b>	<b>1735</b>	<b>4.6</b>	<b>69</b>	<b>10</b>
<b>Opponents</b>	<b>445</b>	<b>1950</b>	<b>4.4</b>	<b>61t</b>	<b>18</b>

RECEIVING	No	Yds	Avg	Lg	TD
Meredith	66	888	13.5	50t	4
Jeffery	52	821	15.8	54	2
Miller	47	486	10.3	34	4
Royal	33	369	11.2	64	2
Howard	29	298	10.3	34	1
Thompson	22	249	11.3	24	2
Bellamy	19	282	14.8	31	1
White	19	187	9.8	32	0
Langford	19	142	7.5	19	0
Brown	16	124	7.8	12	1
Wilson	9	160	17.8	35	1
Carey	5	55	11.0	16	0
Braunacker	4	41	10.3	14	0
Paulsen	3	15	5.0	7	0
Addison	1	11	11.0	11	0
Pruitt	1	6	6.0	6	0
Lasike	1	3	3.0	3	0
Barkley	1	2	2.0	2t	1
Braverman	0	0	0	0	0
<b>BEARS</b>	<b>347</b>	<b>4139</b>	<b>11.9</b>	<b>64</b>	<b>19</b>
<b>Opponents</b>	<b>342</b>	<b>3828</b>	<b>11.2</b>	<b>60</b>	<b>22</b>

PUNTING	No	Yds	Avg	Net	TB	In	Lg	B
O'Donnell	68	2994	44.0	38.4	5	24	67	0
<b>BEARS</b>	<b>68</b>	<b>2994</b>	<b>44.0</b>	<b>38.4</b>	<b>5</b>	<b>24</b>	<b>67</b>	<b>0</b>
<b>Opponents</b>	<b>67</b>	<b>3049</b>	<b>45.5</b>	<b>41.4</b>	<b>3</b>	<b>24</b>	<b>74</b>	<b>0</b>

INTS	No	Yds	Avg	Lg	TD
Porter	2	28	14.0	25	0
LeBlanc	2	24	12.0	24t	1
Glenn	1	21	21.0	21	0
Jones-Quartey	1	0	0.0	0	0
Hurst	1	0	0.0	0	0
Hall	1	0	0.0	0	0
<b>BEARS</b>	<b>9</b>	<b>73</b>	<b>9.1</b>	<b>25</b>	<b>1</b>
<b>Opponents</b>	<b>19</b>	<b>258</b>	<b>13.6</b>	<b>79</b>	<b>1</b>

KO RETURNS	No	Yds	Avg	Lg	TD
Thompson	35	804	23.0	64	0
Carey	2	38	19.0	22	0
Callahan	2	17	8.5	17	0
Addison	1	18	18.0	18	0
Bellamy	1	15	15.0	15	0
Lasike	1	5	5.0	5	0
<b>BEARS</b>	<b>42</b>	<b>897</b>	<b>21.4</b>	<b>64</b>	<b>0</b>
<b>Opponents</b>	<b>36</b>	<b>777</b>	<b>21.6</b>	<b>46</b>	<b>0</b>

PUNT RET.	Ret	FC	Yds	Avg	Lg	TD
Royal	19	15	166	8.7	65t	1
LeBlanc	5	3	43	8.6	13	0
Addison	2	1	3	1.5	3	0
Callahan	1	8	3	3.0	3	0
<b>BEARS</b>	<b>27</b>	<b>27</b>	<b>215</b>	<b>8.0</b>	<b>65t</b>	<b>1</b>
<b>Opponents</b>	<b>22</b>	<b>31</b>	<b>282</b>	<b>12.8</b>	<b>85t</b>	<b>1</b>

FGs	1-19	20-29	30-39	40-49	50+
Barth	0/0	7/8	7/8	3/4	1/3
<b>BEARS</b>	<b>1/1</b>	<b>7/8</b>	<b>7/8</b>	<b>3/4</b>	<b>1/3</b>
<b>Opponents</b>	<b>2/2</b>	<b>12/12</b>	<b>9/10</b>	<b>5/6</b>	<b>5/5</b>

Gould: 0 (31N) (34G) (50N,25C) (35G,49G,24G,49N) (36G,24G,32G) (39G) (30G,28G) (54G) (40G,51N) 0 (45G) (38G) (22G,26G) (22B) (29G)

**OPPONENTS:** (28G,28G,38G) (25G,29G,53G) (49G,47N) (50G,21G) (54G,53G,26G,41G,46G) (30G) (32G,40G,31B) (30G) (30G,27G) (46G) (19G,31G) (31G,28G) (29G,54G) (34G,18G,32G) (29G,20G) (21G)

DEFENSE	(Top 10)	T	S	A	FF	FR	PD	Sa	Int	
Freeman	127	96	31	0	0	0	5	0	0	0
Jones-Quartey	82	67	15	0	0	4	0	0	1	0
Trevathan	73	49	24	0	0	3	1	0	0	0
Hicks	71	50	21	2	1	3	7	0	0	0
Amos	60	50	10	2	1	4	0	0	0	0
Young	59	36	23	1	0	2	7	5	0	0
Kwiatkoski	52	39	13	1	0	1	1	0	1	0
Floyd	51	33	18	1	1	1	7	0	0	0
Porter	48	43	5	1	0	13	0	2	0	0
LeBlanc	46	36	10	0	0	13	0	2	0	0

Sacks: Young 7.5, Floyd 7.0, Hicks 7.0, McPhee 4.0, Goldman 2.5, Washington 2.0, Bullard 1.0, Unrein 1.0, Acho 1.0, Trevathan 1.0, Kwiatkoski 1.0, Wilson 1.0, Hurst 1.0. **TEAM: 37.0, Opponents: 28.0**

### USUAL STARTERS

Offense	Defense
WR..... Alshon Jeffery	DE..... Akiem Hicks
LT..... Charles Leno, Jr.	NT..... Eddie Goldman
LG..... Josh Sitton	DE..... Mitch Unrein
C..... Cody Whitehair	OLB..... Willie Young
RG..... Kyle Long	ILB..... Jerrell Freeman
RT..... Bobby Massie	ILB..... Danny Trevathan
TE..... Zach Miller	OLB..... Leonard Floyd
WR..... Cameron Meredith	CB..... Tracy Porter
QB..... Jay Cutler	CB..... Cre'Von LeBlanc
RB..... Jordan Howard	S..... Adrian Amos
FB/TE..... Paul Lasike	S..... Harold Jones-Quartey

### RANKINGS

Team Stats	Bears	Avg	Rank
Total Yards	5704	356.5	15
Rushing Yards	1735	108.4	17
Passing Yards	3969	248.1	14
Points Scored	279	17.4	28t

Opp	Avg	Rank	
Total Yards	5548	346.8	15
Rushing Yards	1950	121.9	27
Passing Yards	3598	224.9	7
Points Scored	399	24.9	24



## BEARS vs. ACTIVE TEAMS

	Regular Season		Post-season		Overall
	Road	Home	Road	Home	
Arizona Cardinals	3-1	2-2			58-28-6
Chicago Cardinals	15-11-1	30-8-5			
Card-Pitt	1-0	1-0			
Phoenix Cardinals	1-0	0-0			
St. Louis Cardinals	1-4	4-2			
<b>Atlanta Falcons</b>	<b>6-7</b>	<b>8-5</b>			<b>14-12</b>
<b>Baltimore Ravens</b>	<b>0-2</b>	<b>3-0</b>			<b>3-2</b>
Buffalo Bills	2-4	5-1			7-5
<b>Carolina Panthers</b>	<b>1-3</b>	<b>4-0</b>		<b>0-1</b>	<b>5-4</b>
<b>Cincinnati Bengals</b>	<b>2-2</b>	<b>2-4</b>			<b>4-6</b>
<b>Cleveland Browns</b>	<b>2-7</b>	<b>4-2</b>			<b>6-9</b>
Dallas Cowboys	5-7	6-6	0-1	0-1	11-15
Denver Broncos	3-5	4-3			7-8
<b>Detroit Lions</b>	<b>40-43</b>	<b>52-27-3</b>			<b>97-72-5</b>
Portsmouth Spartans	2-2-1	3-0-1			
<b>Green Bay Packers</b>	<b>42-46-4</b>	<b>51-47-2</b>		<b>1-1</b>	<b>95-93-6</b>
Houston Texans	0-2	0-2			0-4
Indianapolis Colts	3-1	3-1		0-1 <sup>†</sup>	19-24
Baltimore Colts	6-11	7-10			
Jacksonville Jaguars	2-1	2-2			4-3
Kansas City Chiefs	3-3	4-2			7-5
Los Angeles Rams	14-14-1	20-10-2	0-1	1-0	53-36-3
St. Louis Rams	3-4	3-2			
Cleveland Rams	5-3	6-2			
Miami Dolphins	3-4	1-4			4-8
<b>Minnesota Vikings</b>	<b>21-35</b>	<b>30-23-2</b>	<b>1-0</b>		<b>52-58-2</b>
New England Patriots	0-4	3-5		1-0 <sup>†</sup>	4-9
<b>New Orleans Saints</b>	<b>5-6</b>	<b>8-8</b>		<b>2-0</b>	<b>15-14</b>
New York Giants	14-9-2	14-11	1-3	4-0	33-23-2
New York Jets	4-1	4-2			8-3
Oakland Raiders	2-3	3-2			7-7
Los Angeles Raiders	1-1	1-1			
<b>Philadelphia Eagles</b>	<b>13-6-1</b>	<b>15-5</b>	<b>0-1</b>	<b>1-1</b>	<b>30-13-1</b>
Steagles		1-0			
<b>Pittsburgh Steelers</b>	<b>4-6-1</b>	<b>10-1</b>			<b>21-7-1</b>
Pittsburgh Pirates	3-0	1-0			
Card-Pitt	1-0	1-0			
Steagles		1-0			
San Diego Chargers	3-4	4-1			7-5
<b>San Francisco 49ers</b>	<b>13-20</b>	<b>18-10-1</b>	<b>0-2</b>	<b>0-1</b>	<b>31-33-1</b>
Seattle Seahawks	2-5	2-6		2-0	6-11
<b>Tampa Bay Buccaneers</b>	<b>+17-13</b>	<b>21-6</b>			<b>38-19</b>
Tennessee Titans	2-0	0-2			6-6
Tennessee Oilers	1-0	0-0			
Houston Oilers	1-2	2-2			
Washington Redskins	7-12	9-9	2-1	1-3	23-26-1
Boston Redskins/Braves	3-1-1	1-0			
<b>ACTIVE TEAMS</b>	<b>283-315-12</b>	<b>374-236-16</b>			<b>671-556-28</b>
<b>EXTINCT FRANCHISES</b>	<b>25-10-5</b>	<b>65-7-9</b>			<b>90-17-14</b>
<b>TOTAL</b>	<b>308-325-17</b>	<b>439-243-25</b>	<b>4-9</b>	<b>13-9</b>	<b>761-573-42*</b>

**Note:** \*Three victories are subtracted from the listed overall victory total. The Eagles and Steelers (Steagles) merged in 1943 (1-0) and the Cardinals and Steelers (Card-Pitt) merged in 1944 (2-0). Games are officially recorded under both teams (though only counted once in the "TOTAL" line).

† Bears were designated as home team, but game was at neutral site.

+ Bears were designated as visiting team, but game was at neutral site.

2017 opponents in bold.



## STADIUM CODES

A	Atlanta Fulton Co. Stadium	3-4
AD	Adelphia Coliseum	*
AK	Akron Rubber Bowl	0-1
AN	Anaheim Stadium	1-4
B	Memorial Stadium, Baltimore	6-11
BA	PSINet Stadium, Baltimore	0-2
BF	Rich Stadium, Buffalo	1-4
BK	Baker Bowl, Philadelphia	1-0-1
BO	Fenway Park, Boston	3-0-1
BR	Ebbets Field, Brooklyn	5-0*
C	Ericsson Stadium, Charlotte, NC	
CB	Cleveland Browns Stadium	0-1
CI	Cinergy Field, Cincinnati	1-1
CL	Cleveland Stadium	6-9
CM	Comiskey Park, Chicago	13-10
CN	Fawcett Stadium, Canton, OH	*
CO	The Coliseum, Nashville, TN	2-0
COS	AT&T Stadium, Arlington, TX	2-1
CR	Crosley Field, Cincinnati	1-0
CS	Chicago Stadium	1-0
D	Briggs (Tiger) Stadium, Detroit	21-18
DA	Cotton Bowl, Dallas	1-0
DB	Croke Park, Dublin, Ireland	*
DC	RFK Stadium, Washington, DC	3-5
DN	Mile High Stadium, Denver	2-4
	Invesco Field at Mile High, Denver	1-0
	Sports Authority Field, Denver	0-1
DO	Dolphin Stadium, Miami	0-1
	Joe Robbie Stadium, Miami	1-0
	Pro Player Stadium, Miami	1-1
	Sun Life Stadium, Miami	1-0
DS	Dyche Stadium, Evanston	1-0
EJ	Edward Jones Dome, St. Louis, MO	2-1
FF	FedEx Field, Washington, DC	1-3
FO	Ford Field, Detroit, MI	6-6
FR	Franklin Field, Univ. of Penn	1-1

G	Olympic Stadium, Berlin, Germany	*
GB	City Stadium, Green Bay	21-16-4
GD	Georgia Dome, Atlanta	3-3
GI	Gillette Stadium, Foxboro, MA	0-2
H	Astrodome, Houston	1-2
HF	Heinz Field, Pittsburgh	0-1
I	RCA Dome, Indianapolis	2-0
IL	University of Illinois, Champaign	3-5
JX	Jacksonville Municipal Stad, FL	1-0
	ALLTEL Stadium, Jacksonville	1-1
KC	Arrowhead Stadium, Kansas City	2-3
KZ	Kezar Stadium, San Francisco	8-10
LA	Memorial Coliseum, LA	14-12-1
LE	Levi's Stadium, Santa Clara, CA	1-0
LF	Lincoln Financial Field, PHI	2-0
LM	Lambeau Field, Green Bay	19-28
LO	Lucas Oil Field, Indianapolis	1-1
M	Metrodome, Minneapolis	11-18
ME	MetLife Stadium, E. Rutherford, NJ	1-2
MI	Orange Bowl, Miami	0-3
ML	County Stadium, Milwaukee	0-1
MN	Metropolitan Stad, Minneapolis	8-13
MP	Mills Park, Chicago	0-0-1
MT	MGT Bank Stadium, Baltimore	0-1
ND	Notre Dame, IN	1-0*
NE	Foxboro Stadium, MA	0-1
NJ	Meadowlands, East Rutherford, NJ	7-2
NO	Superdome, New Orleans	3-6
NP	Normal Park, Chicago	2-1
NY	Yankee Stadium, New York	2-2-1
O	Network Associates Coliseum, OAK	1-2
	McAfee Coliseum	1-0
	O.co Coliseum	0-1
P	Pontiac Silverdome, Detroit	11-15
PB	Paul Brown Stadium, Cincinnati	1-1
PG	Polo Grounds, New York	11-7-1

PH	Municipal Stadium, Philadelphia	3-0
PI	Forbes Field, Pittsburgh	7-2-1
PO	Portsmouth, OH	1-2-1
PX	University of Phoenix Stadium	2-0
R	Reliant Stadium, Houston	0-2
RC	Rogers Centre, Toronto	1-0
RJ	Raymond James Stadium, Tampa	2-5
S	Soldier Field, Chicago	199-133-1
	since 2003	62-50
SC	University of South Carolina	*
SD	Qualcomm Stadium, San Diego	1-4
SE	Kingdome, Seattle	1-2
SF	3Com Park, San Francisco	4-11
SH	Shibe Park, Philadelphia	2-1
SI	Staten Island, NY	1-4
SL	Busch Stadium, St. Louis	1-5
SP	Joe Albi Stadium, Spokane, WA	*
SS	Seahawks Stadium, Seattle	0-1
	Qwest Field	1-1
SW	Ullevi Stadium, Sweden	*
TB	Houlihan's Stadium, Tampa	13-7
TCF	TCF Bank Stadium, Minneapolis	1-1
TL	Tulane Stadium, New Orleans	2-0
TM	Sun Devil Stadium, Tempe, AZ	2-1
TR	Three Rivers Stadium, Pittsburgh	1-3
TS	Tiger Stadium, Baton Rouge, LA	1-0
TX	Texas Stadium, Irving, TX	2-6
TW	Trans World Dome, St. Louis, MO	1-1
UD	University of Detroit Stadium	1-1
USB	U.S. Bank Stadium, Minneapolis	0-1
V	Veterans Stadium, Philadelphia	4-4
VA	Vanderbilt Stadium, Nashville, TN	0-1
W	Wrigley Field, Chicago	221-89-22
WA	Griffith Stadium, Washington, DC	5-4
WS	Wembley Stadium, London	1-0

\* Preseason games only

FR	First Round Playoffs
SR	Second Round Playoffs
WC	Wild Card Game
WCR	Wild Card Round
DP	Divisional Playoff

CC	Conference Championship
NFL	NFL Title Game
SB	Super Bowl
+	Overtime
mnf	Monday Night Football

thu	Thursday Night
thank	Thanksgiving Day
sat	Saturday
sn	Sunday Night
nfn	NFL Network

## BEARS vs. EXTINCT FRANCHISES

	Road	Home	Total
Akron Pros	2-0-1	2-0-1	
Akron Indians	1-0	1-0	
Boston Yanks	2-0	1-0	3-0
Brooklyn Dodgers	5-0	5-0-1	10-0-1
Buffalo All-Americans		3-1	3-1
Buffalo Bisons	1-0	0-1	1-1
Canton Bulldogs		2-2	2-2
Champaign American Legion	1-0		1-0
Chicago Tigers	2-0		2-0
Cincinnati Reds	1-0	1-0	2-0
Cleveland Bulldogs	0-1	2-0	2-1
Cleveland Indians		2-0	2-0
Columbus Tigers		2-0	2-0
Dallas Texans	0-1	1-0	1-1
Dayton Triangles		4-0	4-0
Detroit Panthers	1-1	1-0-1	2-1-1
Detroit Tigers		1-0	1-0
Detroit Wolverines		0-2	0-2
Duluth Eskimos		2-0	2-0

	Road	Home	Total
Frankford Yellow Jackets	2-3-1	5-1-1	7-4-2
Hammond Pros		3-0	3-0
Kewanee Walworths		1-0	1-0
Louisville Colonels		1-0	1-0
Milwaukee Badgers	1-0	2-0-1	3-0-1
Minneapolis Marines	3-0		3-0
Minneapolis Redjackets	1-0	2-0	3-0
Moline Tractors		1-0	1-0
New York Yankees	0-1	2-0	2-1
New York Yanks	1-1	2-0	3-1
Oorang Indians		2-0	2-0
Pottsville Maroons		3-0	3-0
Providence Steam Roller	0-1	0-0-1	0-1-1
Racine Legion	1-0	1-0-2	2-0-2
Rochester Jeffersons		2-0	2-0
Rock Island Independents	2-1-3	6-0-1	8-1-4
Rockford AAC		1-0	1-0
Staten Island Stapletons	0-0-1	1-0	1-0-1
Toledo Maroons		1-0	1-0
<b>TOTAL</b>	<b>25-10-5</b>	<b>65-7-9</b>	<b>90-17-14</b>



# ALL-TIME SERIES RESULTS



## ARIZONA CARDINALS

W-58

L-28

T-6

In 1930-37, the Bears and Cardinals shared Wrigley Field. "H" designates the Bears as the home team; "V" designates the Bears as visitors.

1920 - Cardinals, 7-6 (V,NP) Staleys, 10-0 (V,NP)	1936 - Bears, 7-3 (H,W) Cardinals, 14-7 (V,W)	1952 - Cardinals, 21-10 (V,CM) Bears, 10-7 (H,W)
1921 - Tie, 0-0 (H,W)	1937 - Bears, 16-7 (H,W) Bears, 42-28 (V,W)	1953 - Cardinals, 24-17 (H,W)
1922 - Cardinals, 6-0 (V,CM) thank Cardinals, 9-0 (V,CM)	1938 - Bears, 16-13 (V,S) Bears, 34-28 (H,W)	1954 - Bears, 29-7 (V,CM)
1923 - Bears, 3-0 (H,W) thank	1939 - Bears, 44-7 (H,W) Bears, 48-7 (V,CM)	1955 - Cardinals, 53-14 (V,CM)
1924 - Bears, 6-0 (H,W) Bears, 21-0 (V,CM) thank	1940 - Cardinals, 21-7 (V,CM) Bears, 31-23 (H,W)	1956 - Bears, 10-3 (H,W) 1957 - Bears, 14-6 (V,CM)
1925 - Cardinals, 9-0 (V,CM) Tie, 0-0 (H,W) thank	1941 - Bears, 53-7 (H,W) Bears, 34-24 (V,CM)	1958 - Bears, 30-14 (H,W)
1926 - Bears, 16-0 (H,W) Bears, 10-0 (V,S) Tie, 0-0 (H,W) thank	1942 - Bears, 41-14 (H,W) Bears, 21-7 (V,CM)	1959 - Bears, 31-7 (V,S)
1927 - Bears, 9-0 (V,NP) Cardinals, 3-0 (H,W) thank	1943 - Bears, 20-0 (H,W) Bears, 35-24 (V,CM)	1965 - Bears, 34-13 (W)
1928 - Bears, 15-0 (V,NP) Bears, 34-0 (H,W) thank	1944 - Bears, 34-7 (H,W) Bears, 49-7 (V,PI)	1966 - Cardinals, 24-17 (SL)
1929 - Tie, 0-0 (H,W) Cardinals, 40-6 (V,CM) thank	1945 - Cardinals, 16-7 (H,W) Bears, 28-20 (V,CM)	1967 - Bears, 30-3 (W)
1930 - Bears, 32-6 (V,CM) Bears, 6-0 (H,W) thank	1946 - Bears, 34-17 (V,CM) Cardinals, 35-28 (H,W)	1969 - Cardinals, 20-17 (SL)
1931 - Bears, 26-13 (H,W) Bears, 18-7 (V,W) thank	1947 - Cardinals, 31-7 (V,CM) Cardinals, 30-21 (H,W)	1972 - Bears, 27-10 (SL)
1932 - Tie, 0-0 (H,W) Bears, 34-0 (V,W) thank	1948 - Bears, 28-17 (V,CM) Cardinals, 24-21 (H,W)	1975 - Cardinals, 34-20 (S)
1933 - Bears, 12-9 (V,W) Bears, 22-6 (H,W) thank	1949 - Bears, 17-7 (V,CM) Bears, 52-21 (H,W)	1977 - Cardinals, 16-13 (SL)
1934 - Bears, 20-0 (H,W) Bears, 17-6 (H,W)	1950 - Bears, 27-6 (H,W) Cardinals, 20-10 (V,CM)	1978 - Bears, 17-10 (S)
1935 - Tie, 7-7 (H,W) Bears, 13-0 (V,W)	1951 - Cardinals, 28-14 (V,CM)	1979 - Bears, 42-6 (S)
		1982 - Cardinals, 10-7 (S)
		1984 - Cardinals, 38-21 (SL)
		1990 - Bears, 31-21 (TM)
		1994 - Bears, 19-16 (TM) +
		1998 - Cardinals, 20-7 (TM)
		2001 - Bears, 20-13 (S)
		2003 - Bears, 28-3 (S)
		2006 - Bears, 24-23 (PX) mnf
		2009 - Cardinals, 41-21 (S)
		2012 - Bears, 28-13 (PX)
		2015 - Cardinals, 48-24 (S)



## ATLANTA FALCONS

W-14

L-12

T-0

1966 - Bears, 23-6 (V)	1977 - Falcons, 16-10 (S)	1998 - Falcons, 20-13 (GD)
1967 - Bears, 23-14 (A)	1978 - Bears, 13-7 (S)	2001 - Bears, 31-3 (GD)
1968 - Falcons, 16-13 (V)	1980 - Falcons, 28-17 (A)	2002 - Bears, 14-13 (GD)
1969 - Falcons, 48-31 (A)	1983 - Falcons, 20-17 (S)	2005 - Bears, 16-3 (S) sn
1970 - Bears, 23-14 (A)	1985 - Bears, 36-0 (S)	2008 - Falcons, 22-20 (GD)
1972 - Falcons, 37-21 (S)	1986 - Bears, 13-10 (A)	2009 - Falcons, 21-14 (GD) sn
1973 - Falcons, 46-6 (A)	1990 - Bears, 30-24 (S)	2011 - Bears, 30-12 (S)
1974 - Falcons, 13-10 (A)	1992 - Bears, 41-31 (S)	2014 - Bears, 27-13 (GD)
1976 - Falcons, 10-0 (S)	1993 - Bears, 6-0 (S)	



## BALTIMORE RAVENS

W-3

L-2

T-0

1998 - Bears, 24-3 (S)	2013 - Bears, 23-20 (S) +
2001 - Ravens, 17-6 (BA)	
2005 - Bears, 10-6 (S)	
2009 - Ravens, 31-7 (MT)	

FR First Round Playoffs  
SR Second Round Playoffs  
WC Wild Card Game  
WCR Wild Card Round  
DP Divisional Playoff

CC Conference Championship  
NFL NFL Title Game  
SB Super Bowl  
+ Overtime  
mnf Monday Night Football

thu Thursday Night  
thank Thanksgiving Day  
sat Saturday  
sn Sunday Night  
nfln NFL Network



# CHICAGO BEARS ALL-TIME SERIES RESULTS



## BUFFALO BILLS

W-7

L-5

T-0

1970 – Bears, 31-13 (W)  
 1974 – Bills, 16-6 (BF)  
 1979 – Bears, 7-0 (BF)  
 1988 – Bears, 24-3 (S)  
 1991 – Bills, 35-20 (BF)  
 1994 – Bears, 20-13 (S)

1997 – Bears, 20-3 (S)  
 2000 – Bills, 20-3 (BF)  
 2002 – Bills, 33-27 (BF) +  
 2006 – Bears, 40-7 (S)  
 2010 – Bears, 22-19 (RC)  
 2014 – Bills, 23-20 (S) +



## CAROLINA PANTHERS

W-5

L-4

T-0

1995 – Bears, 31-27 (S)  
 2002 – Panthers, 24-14 (C)  
 2005 – Bears, 13-3 (S)  
**2005 – Panthers, 29-21 (S) DP**  
 2008 – Panthers, 20-17 (C)

2010 – Bears, 23-6 (C)  
 2011 – Bears, 34-29 (S)  
 2012 – Bears, 23-22 (S)  
 2014 – Panthers, 31-24 (C)



## CINCINNATI BENGALS

W-4

L-6

T-0

1972 – Bengals, 13-3 (S)  
 1980 – Bengals, 17-14 (S) +  
 1986 – Bears, 44-7 (CI)  
 1989 – Bears, 17-14 (S)  
 1992 – Bengals, 31-28 (S)+ sn  
 1995 – Bengals, 16-10 (CI)

2001 – Bears, 24-0 (PB)  
 2005 – Bengals, 24-7 (S)  
 2009 – Bengals, 45-10 (PB)  
 2013 – Bears, 24-21 (S)



## CLEVELAND BROWNS

W-6

L-9

T-0

1951 – Browns, 42-21 (CL)  
 1954 – Browns, 39-10 (W)  
 1960 – Browns, 42-0 (CL)  
 1961 – Bears, 17-14 (W)  
 1967 – Browns, 24-0 (CL)  
 1969 – Browns, 28-24 (W)  
 1972 – Bears, 17-0 (CL)  
 1980 – Browns, 27-21 (CL) mnf

1986 – Bears, 41-31 (S)  
 1989 – Browns, 27-7 (CL) mnf  
 1992 – Browns, 27-14 (CL)  
 2001 – Bears, 27-21 (S) +  
 2005 – Browns, 20-10 (CB)  
 2009 – Bears, 30-6 (S)  
 2013 – Bears, 38-31 (CB)



## DALLAS COWBOYS

W-11

L-15

T-0

1960 – Bears, 17-7 (W)  
 1962 – Bears, 34-33 (DA)  
 1964 – Cowboys, 24-10 (W)  
 1968 – Cowboys, 34-3 (W)  
 1971 – Bears, 23-19 (S)  
 1973 – Cowboys, 20-17 (S)  
 1976 – Cowboys, 31-21 (TX)  
**1977 – Cowboys, 37-7 (TX) WC**  
 1979 – Cowboys, 24-20 (TX)  
 1981 – Cowboys, 10-9 (TX) thank

1984 – Cowboys, 23-14 (S)  
 1985 – Bears, 44-0 (TX)  
 1986 – Bears, 24-10 (TX)  
 1988 – Bears, 17-7 (S)  
**1991 – Cowboys, 17-13 (S) FR**  
 1992 – Cowboys, 27-14 (TX)  
 1996 – Bears, 22-6 (S) mnf  
 1997 – Cowboys, 27-3 (TX)  
 1998 – Bears, 13-12 (S)  
 2004 – Cowboys, 21-7 (TX) thank

2007 – Cowboys, 34-10 (S) sn  
 2010 – Bears, 27-20 (COS)  
 2012 – Bears, 34-18 (COS) mnf  
 2013 – Bears, 45-28 (S) mnf  
 2014 – Cowboys, 41-28 (S) thu nfln  
 2016 – Cowboys, 31-217 (COS) snf



## DENVER BRONCOS

W-7

L-8

T-0

1971 – Broncos, 6-3 (DN)  
 1973 – Bears, 33-14 (DN)  
 1976 – Broncos, 28-14 (S)  
 1978 – Broncos, 16-7 (DN) mnf  
 1981 – Bears, 35-24 (S)  
 1983 – Bears, 31-14 (S)  
 1984 – Bears, 27-0 (S)

1987 – Broncos, 31-29 (DN) mnf  
 1990 – Bears, 16-13 (DN) +  
 1993 – Broncos, 13-3 (S) sat  
 1996 – Broncos, 17-12 (DN)  
 2003 – Bears, 19-10 (DN)  
 2007 – Bears, 37-34 (S) +  
 2011 – Broncos, 13-10 (DN) +

2015 – Broncos, 17-15 (S)



## DETROIT LIONS

W-97

L-72

T-5

1930 - Spartans, 7-6 (PO) Bears, 14-6 (W)	1959 - Bears, 24-14 (D) Bears, 25-14 (W)	Bears, 13-12 (S)
1931 - Bears, 9-6 (W) Spartans, 3-0 (PO)	1960 - Bears, 28-7 (W) Lions, 36-0 (D)	1989 - Bears, 47-27 (P) Lions, 27-17 (S)
1932 - Tie, 13-13 (W) Tie, 7-7 (PO) Bears, 9-0 (C5)	1961 - Bears, 31-17 (D) Lions, 16-15 (W)	1990 - Bears, 23-17 (S) + Lions, 38-21 (P) sn
1933 - Bears, 17-14 (W) Bears, 17-7 (PO)	1962 - Lions, 11-3 (D) Bears, 3-0 (W)	1991 - Bears, 20-10 (S) Lions, 16-6 (P) thank
1934 - Bears, 19-16 (UD) Bears, 10-7 (W) thank	1963 - Bears, 37-21 (D) Bears, 24-14 (W)	1992 - Bears, 27-24 (S) Lions, 16-3 (P)
1935 - Tie, 20-20 (W) Lions, 14-2 (D) thank	1964 - Lions, 10-0 (W) Bears, 27-24 (D) thank	1993 - Bears, 10-6 (P) thank Lions, 20-14 (S)
1936 - Bears, 12-10 (W) Lions, 13-7 (D) thank	1965 - Bears, 38-10 (W) Bears, 17-10 (D)	1994 - Lions, 21-16 (P) Bears, 20-10 (S)
1937 - Bears, 28-20 (W) Bears, 13-0 (D) thank	1966 - Lions, 14-3 (D) Tie, 10-10 (W)	1995 - Lions, 24-17 (S) Lions, 27-7 (P) mnf
1938 - Lions, 13-7 (W) Lions, 14-7 (D) thank	1967 - Bears, 14-3 (W) Bears, 27-13 (D)	1996 - Lions, 35-16 (P) Bears, 31-14 (S)
1939 - Lions, 10-0 (W) Bears, 23-13 (D)	1968 - Lions, 42-0 (D) Lions, 28-10 (W)	1997 - Lions, 32-7 (S) Lions, 55-20 (P) thank
1940 - Bears, 7-0 (W) Lions, 17-14 (UD)	1969 - Lions, 13-7 (D) Lions, 20-3 (W)	1998 - Bears, 31-27 (S) Lions, 26-3 (P) sn
1941 - Bears, 49-0 (W) Bears, 24-7 (D)	1970 - Lions, 28-14 (D) mnf Lions, 16-10 (W)	1999 - Lions, 21-17 (P) thank Bears, 28-10 (S)
1942 - Bears, 16-0 (W) Bears, 42-0 (D)	1971 - Bears, 28-23 (D) Lions, 28-3 (S)	2000 - Lions, 21-14 (S) Bears, 23-20 (P)
1943 - Bears, 27-21 (D) Bears, 35-14 (W)	1972 - Lions, 14-0 (D) Lions, 38-24 (S)	2001 - Bears, 13-10 (S) Bears, 24-0 (P)
1944 - Tie, 21-21 (W) Lions, 41-21 (D)	1973 - Lions, 30-7 (S) Lions, 40-7 (D)	2002 - Lions, 23-20 (FO) + Bears, 20-17 (IL) +
1945 - Lions, 16-10 (D) Lions, 35-28 (W)	1974 - Bears, 17-9 (S) Lions, 34-17 (D)	2003 - Bears, 24-16 (S) Lions, 12-10 (FO)
1946 - Bears, 42-6 (W) Bears, 45-24 (D)	1975 - Lions, 27-7 (P) Bears, 25-21 (S)	2004 - Lions, 20-16 (S) Lions, 19-13 (FO)
1947 - Bears, 33-24 (W) Bears, 34-14 (D) thank	1976 - Bears, 10-3 (S) Lions, 14-10 (P)	2005 - Bears, 38-6 (S) Bears, 19-13 (FO) +
1948 - Bears, 28-0 (W) Bears, 42-14 (D)	1977 - Bears, 30-20 (S) Bears, 31-14 (P) thank	2006 - Bears, 34-7 (S) Bears, 26-21 (FO)
1949 - Bears, 27-24 (W) Bears, 28-7 (D) thank	1978 - Bears, 19-0 (P) Lions, 21-17 (S)	2007 - Lions, 37-27 (FO) Lions, 16-7 (S)
1950 - Bears, 35-21 (D) Bears, 6-3 (W)	1979 - Bears, 35-7 (S) Lions, 20-0 (P) thank	2008 - Bears, 34-7 (FO) Bears, 27-23 (S)
1951 - Bears, 28-23 (D) Lions, 41-28 (W)	1980 - Bears, 24-7 (S) Bears, 23-17 (P) + thank	2009 - Bears, 48-24 (S) Bears, 37-23 (FO)
1952 - Bears, 24-23 (W) Lions, 45-21 (D)	1981 - Lions, 48-17 (P) mnf Lions, 23-7 (S)	2010 - Bears, 19-14 (S) Bears, 24-20 (FO)
1953 - Lions, 20-16 (W) Lions, 13-7 (D)	1982 - Lions, 17-10 (P) Bears, 20-17 (S)	2011 - Lions, 24-13 (FO) mnf Bears, 37-13 (S)
1954 - Lions, 48-23 (D) Bears, 28-24 (W)	1983 - Lions, 31-17 (P) Lions, 38-17 (S)	2012 - Bears, 13-7 (S) mnf Bears, 26-24 (FO)
1955 - Bears, 24-14 (D) Bears, 21-20 (W)	1984 - Bears, 16-14 (S) Bears, 30-13 (P)	2013 - Lions, 40-32 (FO) Lions, 21-19 (S)
1956 - Lions, 42-10 (W) Bears, 38-21 (D)	1985 - Bears, 24-3 (S) Bears, 37-17 (P)	2014 - Lions, 34-17 (FO) Lions, 20-14 (S)
1957 - Bears, 27-7 (D) Lions, 21-13 (W)	1986 - Bears, 13-7 (S) Bears, 16-13 (P) mnf	2015 - Lions, 34-37 (FO) + Lions, 24-20 (S)
1958 - Bears, 20-7 (D) Bears, 21-16 (W)	1987 - Bears, 30-10 (S) (2nd game cancelled)	2016 - Bears, 17-14 (S) Lions, 20-17 (FO)
	1988 - Bears, 24-7 (P)	

Win-loss record includes playoff games



## GREEN BAY PACKERS

## W-94

## L-94

## T-6

1921 – Staleys, 20-0 (W)  
 1923 – Bears, 3-0 (GB)  
 1924 – Bears, 3-0 (W)  
 1925 – Packers, 14-10 (GB)  
       Bears, 21-0 (W)  
 1926 – Tie, 6-6 (GB)  
       Bears, 19-13 (W)  
       Tie, 3-3 (W)  
 1927 – Bears, 7-6 (GB)  
       Bears, 14-6 (W)  
 1928 – Tie, 12-12 (GB)  
       Packers, 16-6 (W)  
       Packers, 6-0 (W)  
 1929 – Packers, 23-0 (GB)  
       Packers, 14-0 (W)  
       Packers, 25-0 (W)  
 1930 – Packers, 7-0 (GB)  
       Packers, 13-12 (W)  
       Bears, 21-0 (W)  
 1931 – Packers, 7-0 (GB)  
       Packers, 6-2 (W)  
       Bears, 7-6 (W)  
 1932 – Tie, 0-0 (GB)  
       Packers, 2-0 (W)  
       Bears, 9-0 (W)  
 1933 – Bears, 14-7 (GB)  
       Bears, 10-7 (W)  
       Bears, 7-6 (W)  
 1934 – Bears, 24-10 (GB)  
       Bears, 27-14 (W)  
 1935 – Packers, 7-0 (GB)  
       Packers, 17-14 (W)  
 1936 – Bears, 30-3 (GB)  
       Packers, 21-10 (W)  
 1937 – Bears, 14-2 (GB)  
       Packers, 24-14 (W)  
 1938 – Bears, 2-0 (GB)  
       Packers, 24-17 (W)  
 1939 – Packers, 21-16 (GB)  
       Bears, 30-27 (W)  
 1940 – Bears, 41-10 (GB)  
       Bears, 14-7 (W)  
 1941 – Bears, 25-17 (GB)  
       Packers, 16-14 (W)  
       **Bears, 33-14 (W) CC**  
 1942 – Bears, 44-28 (GB)  
       Bears, 38-7 (W)  
 1943 – Tie, 21-21 (GB)  
       Bears, 21-7 (W)  
 1944 – Packers, 42-28 (GB)  
       Bears, 21-0 (W)  
 1945 – Packers, 31-21 (GB)  
       Bears, 28-24 (W)  
 1946 – Bears, 30-7 (GB)  
       Bears, 10-7 (W)  
 1947 – Packers, 29-20 (GB)  
       Bears, 20-17 (W)  
 1948 – Bears, 45-7 (GB)  
       Bears, 7-6 (W)  
 1949 – Bears, 17-0 (GB)

Bears, 24-3 (W)  
 1950 – Packers, 31-21 (GB)  
       Bears, 28-14 (W)  
 1951 – Bears, 31-20 (GB)  
       Bears, 24-13 (W)  
 1952 – Bears, 24-14 (GB)  
       Packers, 41-28 (W)  
 1953 – Bears, 17-13 (GB)  
       Tie, 21-21 (W)  
 1954 – Bears, 10-3 (GB)  
       Bears, 28-23 (W)  
 1955 – Packers, 24-3 (GB)  
       Bears, 52-31 (W)  
 1956 – Bears, 37-21 (GB)  
       Bears, 38-14 (W)  
 1957 – Packers, 21-17 (GB)  
       Bears, 21-14 (W)  
 1958 – Bears, 34-20 (GB)  
       Bears, 24-10 (W)  
 1959 – Packers, 9-6 (GB)  
       Bears, 28-17 (W)  
 1960 – Bears, 17-14 (GB)  
       Packers, 41-13 (W)  
 1961 – Packers, 24-0 (GB)  
       Packers, 31-28 (W)  
 1962 – Packers, 49-0 (GB)  
       Packers, 38-7 (W)  
 1963 – Bears, 10-3 (GB)  
       Bears, 26-7 (W)  
 1964 – Packers, 23-12 (GB)  
       Packers, 17-3 (W)  
 1965 – Packers, 23-14 (LM)  
       Bears, 31-10 (W)  
 1966 – Packers, 17-0 (W)  
       Packers, 13-6 (LM)  
 1967 – Packers, 13-10 (LM)  
       Packers, 17-13 (W)  
 1968 – Bears, 13-10 (LM)  
       Packers, 28-27 (W)  
 1969 – Packers, 17-0 (LM)  
       Packers, 21-3 (W)  
 1970 – Packers, 20-19 (LM)  
       Bears, 35-17 (W)  
 1971 – Packers, 17-14 (S)  
       Packers, 31-10 (LM)  
 1972 – Packers, 20-17 (LM)  
       Packers, 23-17 (S)  
 1973 – Bears, 31-17 (LM)  
       Packers, 21-0 (S)  
 1974 – Bears, 10-9 (S) mnf  
       Packers, 20-3 (ML)  
 1975 – Bears, 27-14 (S)  
       Packers, 28-7 (LM)  
 1976 – Bears, 24-13 (S)  
       Bears, 16-10 (LM)  
 1977 – Bears, 26-0 (LM)  
       Bears, 21-10 (S)  
 1978 – Packers, 24-14 (LM)  
       Bears, 14-0 (S)  
 1979 – Bears, 6-3 (S)

Bears, 15-14 (LM)  
 1980 – Packers, 12-6 (LM) +  
       Bears, 61-7 (S)  
 1981 – Packers, 16-9 (S)  
       Packers, 21-17 (LM)  
 1982 – (both games cancelled  
       by players' strike)  
 1983 – Packers, 31-28 (LM)  
       Bears, 23-21 (S)  
 1984 – Bears, 9-7 (LM)  
       Packers, 20-14 (S)  
 1985 – Bears, 23-7 (S) mnf  
       Bears, 16-10 (LM)  
 1986 – Bears, 25-12 (LM) mnf  
       Bears, 12-10 (S)  
 1987 – Bears, 26-24 (LM)  
       Bears, 23-10 (S)  
 1988 – Bears, 24-6 (LM)  
       Bears, 16-0 (S)  
 1989 – Packers, 14-13 (LM)  
       Packers, 40-28 (S)  
 1990 – Bears, 31-13 (LM)  
       Bears, 27-13 (S)  
 1991 – Bears, 10-0 (LM) thu  
       Bears, 27-13 (S)  
 1992 – Bears, 30-10 (LM)  
       Packers, 17-3 (S)  
 1993 – Packers, 17-3 (LM)  
       Bears, 30-17 (S)  
 1994 – Packers, 33-6 (S) mnf  
       Packers, 40-3 (LM)  
 1995 – Packers, 27-24 (S) mnf  
       Packers, 35-28 (LM)  
 1996 – Packers, 37-6 (S)  
       Packers, 28-17 (LM)  
 1997 – Packers, 38-24 (LM) mnf  
       Packers, 24-23 (S)  
 1998 – Packers, 26-20 (LM)  
       Packers, 16-13 (S)  
 1999 – Bears, 14-13 (LM)  
       Packers, 35-19 (S)  
 2000 – Bears, 27-24 (LM)  
       Packers, 28-6 (S)  
 2001 – Packers, 20-12 (S)  
       Packers, 17-7 (LM)  
 2002 – Packers, 34-21 (IL) mnf  
       Packers, 30-20 (LM)  
 2003 – Packers, 38-23 (S) mnf  
       Packers, 34-21 (LM)  
 2004 – Bears, 21-10 (LM)  
       Packers, 31-14 (S)  
 2005 – Bears, 19-7 (S)  
       Bears, 24-17 (LM)  
 2006 – Bears, 26-0 (LM)  
       Packers, 26-7 (S) sn  
 2007 – Bears, 27-20 (LM) sn  
       Bears, 35-7 (S)  
 2008 – Packers, 37-3 (LM)  
       Bears, 20-17 (S) + mnf  
 2009 – Packers, 21-15 (LM) sn

# ALL-TIME SERIES RESULTS



## GREEN BAY PACKERS (continued)

W-94

L-94

T-6

2010 - Packers, 21-14 (S)  
 Bears, 20-17 (S) mnf  
 Packers, 10-3 (LM)  
**Packers, 21-14 (S) CC**  
 2011 - Packers, 27-17 (S)  
 Packers, 35-21 (LM) sn  
 2012 - Packers, 23-10 (LM) thu nfln  
 Packers, 21-13 (S)

2013 - Bears, 27-20 (LM) mnf  
 Packers, 33-28 (S)  
 2014 - Packers, 38-17 (S)  
 Packers, 55-14 (LM) snf  
 2015 - Packers, 31-23 (S)  
 Bears, 17-13 (LM) thank  
 2016 - Packers, 26-10 (LM)  
 Packers, 30-27 (S)



## HOUSTON TEXANS

W-0

L-4

T-0

2004 - Texans, 24-5 (S)  
 2008 - Texans, 31-24 (R)

2012 - Texans, 13-6 (S) sn  
 2016 - Texans, 23-14 (R) sn



## INDIANAPOLIS COLTS

W-19

L-24

T-0

1953 - Colts, 13-9 (B)  
 Colts, 16-14 (W)  
 1954 - Bears, 28-9 (W)  
 Bears, 28-13 (B)  
 1955 - Colts, 23-17 (B)  
 Bears, 38-10 (W)  
 1956 - Colts, 28-21 (B)  
 Bears, 58-27 (W)  
 1957 - Colts, 21-10 (B)  
 Colts, 29-14 (W)  
 1958 - Colts, 51-38 (B)  
 Colts, 17-0 (W)  
 1959 - Bears, 26-21 (B)  
 Colts, 21-7 (W)  
 1960 - Colts, 42-7 (B)  
 Colts, 24-20 (W)  
 1961 - Bears, 24-10 (W)  
 Bears, 21-20 (B)

1962 - Bears, 35-15 (W)  
 Bears, 57-0 (B)  
 1963 - Bears, 10-3 (W)  
 Bears, 17-7 (B)  
 1964 - Colts, 52-0 (B)  
 Colts, 40-24 (W)  
 1965 - Colts, 26-21 (W)  
 Bears, 13-0 (B)  
 1966 - Bears, 27-17 (W)  
 Colts, 21-16 (B)  
 1967 - Colts, 24-3 (W)  
 1968 - Colts, 28-7 (B)  
 1969 - Colts, 24-21 (W)  
 1970 - Colts, 21-20 (B)  
 1975 - Colts, 35-7 (S)  
 1983 - Colts, 22-19 (B) +  
 1985 - Bears, 17-10 (S)  
 1988 - Bears, 17-13 (I)

1991 - Bears, 31-17 (I)  
 2000 - Bears, 27-24 (S)  
 2004 - Colts, 41-10 (S)  
**2006 - Colts, 29-17 (MI-DO) SB**  
 2008 - Bears, 29-13 (LO) snf  
 2012 - Bears, 41-21 (S)  
 2016 - Colts, 29-23 (LO)



## JACKSONVILLE JAGUARS

W-4

L-3

T-0

1995 - Bears, 30-27 (JX)  
 1998 - Jaguars, 24-23 (S)  
 2001 - Bears, 33-13 (S)  
 2004 - Jaguars, 22-3 (JX)  
 2008 - Bears, 23-10 (S)

2012 - Bears, 41-3 (JX)  
 2016 - Jaguars, 17-16 (S)



## KANSAS CITY CHIEFS

W-7

L-5

T-0

1973 - Chiefs, 19-7 (KC) mnf  
 1977 - Bears, 28-27 (S)  
 1981 - Bears, 16-13 (KC) +  
 1987 - Bears, 31-28 (S)  
 1990 - Chiefs, 21-10 (S) sat  
 1993 - Bears, 19-17 (KC)  
 1996 - Chiefs, 14-10 (KC)

1999 - Bears, 20-17 (S)  
 2003 - Chiefs, 31-3 (KC)  
 2007 - Bears, 20-10 (S)  
 2011 - Chiefs, 10-3 (S)  
 2015 - Bears, 18-17 (KC)

HISTORY



# CHICAGO BEARS ALL-TIME SERIES RESULTS



## LOS ANGELES RAMS

**W-53****L-36****T-3**

1937 - Bears, 20-2 (CL)  
Bears, 15-7 (W)

1938 - Rams, 14-7 (W)  
Rams, 23-21 (CL)

1939 - Bears, 30-21 (W)  
Bears, 35-21 (CL)

1940 - Bears, 21-14 (CL)  
Bears, 47-25 (W)

1941 - Bears, 48-21 (CL)  
Bears, 31-13 (W)

1942 - Bears, 21-7 (CL)  
Rams, 47-25 (W)

1944 - Rams, 19-7 (CL)  
Bears, 28-21 (W)

1945 - Rams, 17-0 (CL)  
Rams, 41-21 (W)

1946 - Tie, 28-28 (W)  
Bears, 27-21 (LA)

1947 - Bears, 41-21 (LA)  
Rams, 17-14 (W)

1948 - Bears, 42-21 (W)  
Bears, 21-6 (LA)

1949 - Rams, 31-16 (W)  
Rams, 27-24 (LA)

1950 - Bears, 24-20 (LA)  
Bears, 24-14 (W)  
**Rams, 24-14 (LA) CC**

1951 - Rams, 42-17 (W)

1952 - Rams, 31-7 (LA)  
Rams, 40-24 (W)

1953 - Rams, 38-24 (LA)  
Bears, 24-21 (W)

1954 - Rams, 42-38 (LA)  
Bears, 24-13 (W)

1955 - Bears, 31-20 (LA)  
Bears, 24-3 (W)

1956 - Bears, 35-24 (LA)  
Bears, 30-21 (W)

1957 - Bears, 34-26 (W)  
Bears, 16-10 (LA)

1958 - Bears, 31-10 (W)  
Rams, 41-35 (LA)

1959 - Rams, 28-21 (W)  
Bears, 26-21 (LA)

1960 - Bears, 34-27 (W)  
Tie, 24-24 (LA)

1961 - Bears, 21-17 (LA)  
Bears, 28-24 (W)

1962 - Bears, 27-23 (LA)  
Bears, 30-14 (W)

1963 - Bears, 52-14 (LA)  
Bears, 6-0 (W)

1964 - Bears, 38-17 (W)  
Bears, 34-24 (LA)

1965 - Rams, 30-28 (LA)  
Bears, 31-6 (W)

1966 - Rams, 31-17 (LA)  
Bears, 17-10 (W)

1967 - Rams, 28-17 (W)

1968 - Bears, 17-16 (LA)

1969 - Rams, 9-7 (W)

1971 - Rams, 17-3 (LA)

1972 - Tie, 13-13 (S)

1973 - Rams, 26-0 (S)

1975 - Rams, 38-10 (LA)

1976 - Rams, 20-12 (LA)

1977 - Bears, 24-23 (S) mnf

1979 - Bears, 27-23 (S)

1981 - Rams, 24-7 (S) mnf

1982 - Bears, 34-26 (AN)

1983 - Rams, 21-14 (AN)

1984 - Rams, 29-13 (AN)  
**1985 - Bears, 24-0 (S) CC**

1986 - Rams, 20-17 (S) mnf

1988 - Rams, 23-3 (AN) mnf

1989 - Bears, 20-10 (S)

1990 - Bears, 38-9 (S) sn

1993 - Rams, 20-6 (AN)

1994 - Bears 27-13 (S)

1995 - Rams, 34-28 (SL)

1996 - Bears, 35-9 (S)

1997 - Bears, 13-10 (TW) sn

1998 - Rams, 20-12 (S)

1999 - Rams, 34-12 (TW)

2002 - Rams, 21-16 (EJ) mnf

2003 - Rams, 23-21 (S)

2006 - Bears, 42-27 (EJ) mnf

2008 - Bears, 27-3 (EJ)

2009 - Bears, 17-9 (S)

2012 - Bears, 23-6 (S)

2013 - Rams, 42-21 (EJ)

2015 - Bears, 37-13 (EJ)



## MIAMI DOLPHINS

**W-4****L-8****T-0**

1971 - Dolphins, 34-3 (MI) mnf

1975 - Dolphins, 46-13 (S)

1979 - Dolphins, 31-16 (MI)

1985 - Dolphins, 38-24 (MI) mnf

1988 - Bears, 34-7 (S)

1991 - Dolphins, 16-13 (S) +

1994 - Bears, 17-14 (MI-JR)

1997 - Bears, 36-33 (MI-PP) + mnf

2002 - Dolphins, 27-9 (MI-PP) mnf

2006 - Dolphins, 31-13 (S)

2010 - Bears, 16-0 (MI-SU) thu nfln

2014 - Dolphins, 27-14 (S)



## MINNESOTA VIKINGS

W-52

L-58

T-2

1961 - Vikings, 37-13 (MN) Bears, 52-35 (W)	Vikings, 13-7 (MN)	2000 - Vikings, 30-27 (M) Vikings, 28-16 (S)
1962 - Bears, 13-0 (MN) Bears, 31-30 (W)	1981 - Vikings, 24-21 (MN) Bears, 10-9 (S)	2001 - Bears, 17-10 (S) Bears, 13-6 (M)
1963 - Bears, 28-7 (MN) Tie 17-17 (W)	1982 - Vikings, 35-7 (M)	2002 - Bears, 27-23 (IL) Vikings, 25-7 (M)
1964 - Bears, 34-28 (MN) Vikings, 41-14 (W)	1983 - Vikings, 23-14 (S) Bears, 19-13 (M)	2003 - Vikings, 24-13 (M) Bears, 13-10 (S)
1965 - Bears, 45-37 (MN) Vikings, 24-17 (W)	1984 - Bears, 16-7 (S) Bears, 34-3 (M)	2004 - Vikings, 27-22 (M) Bears, 24-14 (S)
1966 - Bears, 13-10 (MN) Bears, 41-28 (W)	1985 - Bears, 33-24 (M) thu Bears, 27-9 (S)	2005 - Bears, 28-3 (S) Vikings, 34-10 (M)
1967 - Bears, 17-7 (MN) Tie, 10-10 (W)	1986 - Bears, 23-0 (S) Vikings, 23-7 (M)	2006 - Bears, 19-16 (M) Bears, 23-13 (S)
1968 - Bears, 27-17 (MN) Bears, 26-24 (W)	1987 - Bears, 27-7, (S) Bears, 30-24 (M) sn	2007 - Vikings, 34-31 (S) Vikings, 20-13 (M) mnf
1969 - Vikings, 31-0 (W) Vikings, 31-14 (MN)	1988 - Vikings, 31-7 (S) Vikings, 28-27 (M) mnf	2008 - Bears, 48-41 (S) Vikings, 34-14 (M) sn
1970 - Vikings, 24-0 (W) Vikings, 16-13 (MN)	1989 - Bears, 38-7 (S) Vikings, 27-16 (M) sn	2009 - Vikings, 36-10 (M) Bears, 36-30 (S) + mnf
1971 - Bears, 20-17 (MN) Vikings, 27-10 (S)	1990 - Bears, 19-16 (S) Vikings, 41-13 (M)	2010 - Bears, 27-13 (S) Bears, 40-14 (TCF) mnf
1972 - Bears, 13-10 (S) mnf Vikings, 23-10 (MN)	1991 - Bears, 10-6 (S) Bears, 34-17 (M) mnf	2011 - Bears, 39-10 (S) Bears, 17-13 (M)
1973 - Vikings, 22-13 (S) Vikings, 31-13 (MN)	1992 - Vikings, 21-20 (M) Vikings, 38-10 (S) mnf	2012 - Bears, 28-10 (S) Vikings, 21-14 (M)
1974 - Vikings, 11-7 (MN) Vikings, 17-0 (S)	1993 - Vikings, 10-7 (M) Vikings, 19-12 (S) mnf	2013 - Bears, 31-30 (S) Vikings, 23-20 (M) +
1975 - Vikings, 28-3 (MN) Vikings, 13-9 (S) mnf	1994 - Vikings, 42-14 (S) Vikings, 33-27 (M)+thu <b>Bears, 35-18 (M) FR</b>	2014 - Bears, 21-13 (S) Vikings, 13-9 (TCF)
1976 - Vikings, 20-19 (MN) Bears, 14-13 (S)	1995 - Bears, 31-14 (S) Bears, 14-6 (M) mnf	2015 - Vikings, 23-20 (S) Vikings, 38-17 (TCF)
1977 - Vikings, 22-16 (MN) + Bears, 10-7 (S)	1996 - Vikings, 20-14 (S) Bears, 15-13 (M) mnf	2016 - Bears, 20-10 (S) Vikings, 38-10 (USB)
1978 - Vikings, 24-20 (S) mnf Vikings, 17-14 (MN)	1997 - Vikings, 27-24 (S) Vikings, 29-22 (M)	
1979 - Bears, 26-7 (S) Vikings, 30-27 (MN)	1998 - Vikings, 31-28 (S) Vikings, 48-22 (M) sn	
1980 - Vikings, 34-14 (S)	1999 - Bears, 24-22 (M) Vikings, 27-24 (S) +	



## NEW ENGLAND PATRIOTS

W-4

L-9

T-0

1973 - Patriots, 13-10 (S)	1997 - Patriots, 31-3 (NE)
1979 - Patriots, 27-7 (S)	2000 - Bears, 24-17 (S)
1982 - Bears, 26-13 (S)	2002 - Patriots, 33-30 (IL)
1985 - Bears, 20-7 (S) <b>Bears, 46-10 (NO) SB</b>	2006 - Patriots, 17-13 (GI)
1988 - Patriots, 30-7 (NE)	2010 - Patriots, 36-7 (S)
1994 - Patriots, 13-3 (S) sat	2014 - Patriots, 51-23 (GI)



# CHICAGO BEARS ALL-TIME SERIES RESULTS



## NEW ORLEANS SAINTS

W-15 L-14 T-0

1968 - Bears, 23-17 (TL)  
 1970 - Bears, 24-3 (TL)  
 1971 - Bears, 35-14 (S)  
 1973 - Saints, 21-16 (NO)  
 1974 - Bears, 24-10 (S)  
 1975 - Bears, 42-17 (NO)  
 1977 - Saints, 42-24 (S)  
 1980 - Bears, 22-3 (S)  
 1982 - Saints, 10-0 (S)  
 1983 - Saints, 34-31 (NO) +

1984 - Bears, 20-7 (S)  
 1987 - Saints, 19-17 (S)  
**1990 - Bears, 16-6 (S) FR**  
 1991 - Bears, 20-17 (NO)  
 1992 - Saints, 28-6 (NO)  
 1994 - Bears, 17-7 (S)  
 1996 - Saints, 27-24 (NO)  
 1997 - Saints, 20-17 (S) sn  
 1999 - Bears, 14-10 (S)  
 2000 - Saints, 31-10 (S)

2002 - Saints, 29-23 (IL)  
 2003 - Saints, 20-13 (NO)  
 2005 - Bears, 20-17 (TS)  
**2006 - Bears, 39-14 (S) CC**  
 2007 - Bears, 33-25 (S)  
 2008 - Bears, 27-24 (S) + thu nfln  
 2011 - Saints, 30-13 (NO)  
 2013 - Saints, 26-18 (S)  
 2014 - Saints, 31-15 (S) mnf



## NEW YORK GIANTS

W-33 L-23 T-2

1925 - Bears, 19-7 (PG)  
 Giants, 9-0 (W)  
 1926 - Bears, 7-0 (W)  
 1927 - Giants, 13-7 (PG)  
 1928 - Bears, 13-0 (W)  
 1929 - Giants, 26-14 (W)  
 Giants, 34-0 (PG)  
 Giants, 14-9 (W)  
 1930 - Giants, 12-0 (W)  
 Bears, 12-0 (PG)  
 1931 - Bears, 6-0 (W)  
 Bears, 12-6 (PG)  
 Giants, 25-6 (W)  
 1932 - Bears, 28-8 (PG)  
 Bears, 6-0 (W)  
 1933 - Bears, 14-10 (W)  
 Giants, 3-0 (PG)  
**Bears, 23-21 (W) NFL**  
 1934 - Bears, 27-7 (W)  
 Bears, 10-9 (PG)  
**Giants, 30-13 (PG) NFL**

1935 - Bears, 20-3 (PG)  
 Giants, 3-0 (W)  
 1936 - Bears, 25-7 (PG)  
 1937 - Tie, 3-3 (PG)  
 1939 - Giants, 16-13 (PG)  
 1940 - Bears, 37-21 (PG)  
 1941 - Bears, 37-9 (W) NFL  
 1942 - Bears, 26-7 (PG)  
 1943 - Bears, 56-7 (PG)  
 1946 - Giants, 14-0 (PG)  
**Bears, 24-14 (PG) NFL**  
 1948 - Bears, 35-14 (W)  
 1949 - Giants, 35-28 (PG)  
 1956 - Tie, 17-17 (NY)  
**Giants, 47-7 (NY) NFL**  
 1962 - Giants, 26-24 (W)  
 1963 - Bears, 14-10 (W) NFL  
 1965 - Bears, 35-14 (NY)  
 1967 - Bears, 34-7 (W)  
 1969 - Giants, 28-24 (NY)  
 1970 - Bears, 24-16 (NY)

1974 - Bears, 16-13 (S)  
 1977 - Bears, 12-9 (NJ) +  
**1985 - Bears, 21-0 (S) DP**  
 1987 - Bears, 34-19 (S) mnf  
**1990 - Giants, 31-3 (NJ) DP**  
 1991 - Bears, 20-17 (S)  
 1992 - Giants, 27-14 (S) mnf  
 1993 - Giants, 26-20 (S)  
 1995 - Bears, 27-24 (NJ)  
 2000 - Giants, 14-7 (S)  
 2004 - Bears, 28-21 (NJ)  
 2006 - Bears, 38-20 (NJ) sn  
 2007 - Giants, 21-16 (S)  
 2010 - Giants, 17-3 (ME) sn  
 2013 - Bears, 27-21 (S) thu  
 2016 - Giants, 22-16 (ME)



## NEW YORK JETS

W-8 L-3 T-0

1974 - Jets, 23-21 (S)  
 1979 - Bears, 23-13 (S)  
 1985 - Bears, 19-6 (NJ) sat  
 1991 - Bears, 19-13 (S) + mnf  
 1994 - Bears, 19-7 (NJ) sn  
 1997 - Jets, 23-15 (S)

2000 - Jets, 17-10 (NJ)  
 2002 - Bears, 20-13 (IL)  
 2006 - Bears, 10-0 (NJ)  
 2010 - Bears, 38-34 (S)  
 2014 - Bears, 27-19 (ME) mnf



## OAKLAND RAIDERS

W-7 L-7 T-0

1972 - Raiders, 28-21 (O)  
 1976 - Raiders, 28-27 (S)  
 1978 - Raiders, 25-19 (S) +  
 1981 - Bears, 23-6 (O)  
 1984 - Bears, 17-6 (S)  
 1987 - Bears, 6-3 (LA)  
 1990 - Raiders, 24-10 (LA)

1993 - Raiders, 16-14 (S)  
 1996 - Bears, 19-17 (S)  
 1999 - Raiders, 24-17 (O)  
 2003 - Bears, 24-21 (S)  
 2007 - Bears, 17-6 (O)  
 2011 - Raiders, 25-20 (O)  
 2015 - Bears, 22-20 (S)





## PHILADELPHIA EAGLES

**W-30**
**L-13**
**T-1**

1933 - Tie, 3-3 (BK)  
 1935 - Bears, 39-0 (BK)  
 1936 - Bears, 17-0 (PH)  
 Bears, 28-7 (PH)  
 1938 - Bears, 28-6 (PH)  
 1939 - Bears, 27-14 (W)  
 1941 - Bears, 49-14 (SH)  
 1942 - Bears, 45-14 (W)  
 1943 - Bears, 48-21 (W)  
 1944 - Bears, 28-7 (SH)  
 1946 - Bears, 21-14 (W)  
 1947 - Bears, 40-7 (W)  
 1948 - Eagles, 12-7 (SH)  
 1949 - Bears, 38-21 (W)  
 1955 - Bears, 17-10 (W)

1961 - Eagles, 16-14 (FR)  
 1963 - Bears, 16-7 (W)  
 1968 - Bears, 29-16 (FR)  
 1970 - Bears, 20-16 (DS)  
 1972 - Bears, 21-12 (V)  
 1975 - Bears, 15-13 (S)  
**1979 - Eagles, 27-17 (V) WC**  
 1980 - Eagles, 17-14 (V)  
 1983 - Bears, 7-6 (V)  
 Bears, 17-14 (S)  
 1986 - Bears, 13-10 (S) +  
 1987 - Bears, 35-3. (V)  
**1988 - Bears, 20-12 (S) DP**  
 1989 - Bears, 27-13 (S) mnf  
 1993 - Bears, 17-6 (V)

1994 - Eagles, 30-22 (V) mnf  
 1995 - Bears, 20-14 (S)  
 1999 - Eagles, 20-16 (S)  
 2000 - Eagles, 13-9 (V)  
**2001 - Eagles, 33-19 (S) DP**  
 2002 - Eagles, 19-13 (IL)  
 2004 - Eagles, 19-9 (S)  
 2007 - Bears, 19-16 (LI)  
 2008 - Bears, 24-20 (S) sn  
 2009 - Eagles, 24-20 (S) sn  
 2010 - Bears, 31-26 (S)  
 2011 - Bears, 30-24 (LI) mnf  
 2013 - Eagles, 54-11 (LI) snf  
 2015 - Eagles, 29-14 (S) mnf



## PITTSBURGH STEELERS

**W-21**
**L-7**
**T-1**

1934 - Bears, 28-0 (PI)  
 1935 - Bears, 23-7 (PI)  
 1936 - Bears, 27-9 (PI)  
 Bears, 26-6 (W)  
 1937 - Bears, 7-0 (PI)  
 1939 - Bears, 32-0 (PI)  
 1941 - Bears, 34-7 (W)  
 1943 - Bears, 48-21 (W)  
 1944 - Bears, 34-7 (W)  
 Bears, 49-7 (PI)

1945 - Bears, 28-7 (PI)  
 1947 - Bears, 49-7 (W)  
 1949 - Bears, 30-21 (W)  
 1958 - Steelers, 24-10 (PI)  
 1959 - Bears, 27-21 (W)  
 1963 - Tie, 17-17 (PI)  
 1967 - Steelers, 41-13 (PI)  
 1969 - Bears, 38-7 (W)  
 1971 - Bears, 17-15 (S)  
 1975 - Steelers, 34-3 (TR)

1980 - Steelers, 38-3 (TR)  
 1986 - Bears, 13-10 (S) +  
 1989 - Bears, 20-0 (TR)  
 1992 - Bears, 30-6 (S)  
 1995 - Steelers, 37-34 (S) +  
 1998 - Steelers, 17-12 (TR)  
 2005 - Steelers, 21-9 (HF)  
 2009 - Bears, 17-14 (S)  
 2013 - Bears, 40-23 (HF) snf



## SAN DIEGO CHARGERS

**W-7**
**L-5**
**T-0**

1970 - Chargers, 20-7 (W)  
 1974 - Chargers, 28-21 (SD)  
 1978 - Chargers, 40-7 (SD) mnf  
 1981 - Bears, 20-17 (S) +

1984 - Chargers, 20-7 (SD) mnf  
 1993 - Bears, 16-13 (SD) sn  
 1996 - Bears, 27-14 (S) sat  
 1999 - Bears, 23-20 (SD)+

2003 - Bears, 20-7 (S)  
 2007 - Chargers, 14-3 (SD)  
 2011 - Bears, 31-20 (S)  
 2015 - Bears, 22-19 (SD) mnf



## SAN FRANCISCO 49ERS

**W-31**
**L-33**
**T-1**

1950 - Bears, 32-20 (KZ)  
 Bears, 17-0 (W)  
 1951 - Bears, 13-7 (W)  
 1952 - 49ers, 40-16 (W)  
 Bears, 20-17 (KZ)  
 1953 - 49ers, 35-28 (W)  
 49ers, 24-14 (KZ)  
 1954 - 49ers, 31-24 (W)  
 Bears, 31-27 (KZ)  
 1955 - 49ers, 20-19 (W)  
 Bears, 34-23 (KZ)  
 1956 - Bears, 31-7 (W)  
 Bears, 38-21 (KZ)  
 1957 - 49ers, 21-17 (W)  
 49ers, 21-17 (KZ)  
 1958 - Bears, 28-6 (W)  
 Bears, 27-14 (KZ)  
 1959 - 49ers, 20-17 (KZ)  
 Bears, 14-3 (W)  
 1960 - Bears, 27-10 (W)  
 49ers, 25-7 (KZ)  
 1961 - Bears, 31-0 (W)

49ers, 41-31 (KZ)  
 1962 - Bears, 30-14 (KZ)  
 49ers, 34-27 (W)  
 1963 - 49ers, 20-14 (KZ)  
 Bears, 27-7 (W)  
 1964 - 49ers, 31-21 (KZ)  
 Bears, 23-21 (W)  
 1965 - 49ers, 52-24 (KZ)  
 Bears, 61-20 (W)  
 1966 - Tie, 30-30 (W)  
 49ers, 41-14 (KZ)  
 1967 - Bears, 28-14 (KZ)  
 1968 - Bears, 27-19 (W)  
 1969 - 49ers, 42-21 (KZ)  
 1970 - 49ers, 37-16 (W)  
 1971 - 49ers, 13-0 (SF)  
 1972 - 49ers, 34-21 (S)  
 1974 - 49ers, 34-0 (S)  
 1975 - 49ers, 31-3 (SF)  
 1976 - Bears, 19-12 (SF)  
 1978 - Bears, 16-13 (SF)  
 1979 - Bears, 28-27 (SF)

1981 - 49ers, 28-17 (SF)  
 1983 - Bears, 13-3 (S)  
**1984 - 49ers, 23-0 (SF) CC**  
 1985 - Bears, 26-10 (SF)  
 1987 - 49ers, 41-0 (SF) mnf  
 1988 - Bears, 10-9 (S) mnf  
**49ers, 28-3 (S) CC**  
 1989 - 49ers, 26-0 (SF)  
 1991 - 49ers, 52-14 (SF) mnf  
**1994 - 49ers, 44-15 (SF) SR**  
 2000 - 49ers, 17-0 (SF)  
 2001 - Bears, 37-31 (S) +  
 2003 - 49ers, 49-7 (SF)  
 2004 - Bears, 23-13 (S) sn  
 2005 - Bears, 17-9 (S)  
 2006 - Bears, 41-10 (S)  
 2009 - 49ers, 10-6 (SF) thu nfln  
 2012 - 49ers, 32-7 (SF) mnf  
 2014 - Bears, 28-20 (LE) snf  
 2015 - 49ers, 26-20 (S) +  
 2016 - Bears, 26-6 (S)



# CHICAGO BEARS ALL-TIME SERIES RESULTS



## SEATTLE SEAHAWKS

**W-6****L-11****T-0**

1976 – Bears, 34-7 (SE)  
 1978 – Seahawks, 31-29 (S)  
 1982 – Seahawks, 20-14 (SE)  
 1984 – Seahawks, 38-9 (SE)  
 1987 – Seahawks, 34-21 (S)  
 1990 – Bears, 17-0 (S)

1999 – Seahawks, 14-13 (S)  
 2003 – Seahawks, 24-17 (SS)  
 2006 – Bears, 37-6 (S) sn  
**Bears, 27-24 (S) DP +**  
 2007 – Seahawks, 30-23 (SS)  
 2009 – Bears, 25-19 (SS)

2010 – Seahawks, 23-20 (S)  
**Bears, 35-24 (S) DP**  
 2011 – Seahawks, 38-14 (S)  
 2012 – Seahawks, 23-17 (S) +  
 2015 – Seahawks, 26-0 (SS)



## TAMPA BAY BUCCANEERS

**W-38****L-19****T-0**

1977 – Bears, 10-0 (TB)  
 1978 – Buccaneers, 33-19 (TB)  
 Bears, 14-3 (S)  
 1979 – Buccaneers, 17-13 (S)  
 Bears, 14-0 (TB)  
 1980 – Bears, 23-0 (S) mnf  
 Bears, 14-13 (TB) sat  
 1981 – Bears, 28-17 (S)  
 Buccaneers, 20-10 (TB)  
 1982 – Buccaneers, 26-23 (TB) +  
 1983 – Bears, 17-10 (S)  
 Bears, 27-0 (TB)  
 1984 – Bears, 34-14 (S)  
 Bears, 44-9 (TB)  
 1985 – Bears, 38-28 (S)  
 Bears, 27-19 (TB)  
 1986 – Bears, 23-3 (TB)  
 Bears, 48-14 (S)  
 1987 – Bears, 20-3 (S)

Bears, 27-26 (TB)  
 1988 – Bears, 28-10 (S)  
 Bears, 27-15 (TB)  
 1989 – Buccaneers, 42-35 (TB)  
 Buccaneers, 32-31 (S)  
 1990 – Bears, 26-6 (TB)  
 Bears, 27-14 (S)  
 1991 – Bears, 21-20 (TB)  
 Bears, 27-0 (S) sat  
 1992 – Bears, 31-14 (S)  
 Buccaneers, 20-17 (TB)  
 1993 – Bears, 47-17 (S)  
 Buccaneers, 13-10 (TB)  
 1994 – Bears, 21-9 (S)  
 Bears, 20-6 (TB)  
 1995 – Bears, 25-6 (TB)  
 Bears, 31-10 (S)  
 1996 – Bears, 13-10 (S)  
 Buccaneers, 34-19 (TB)

1997 – Bears, 13-7 (S)  
 Buccaneers, 31-15 (TB)  
 1998 – Buccaneers, 27-15 (RJ)  
 Buccaneers, 31-17 (S)  
 1999 – Buccaneers, 6-3 (RJ)  
 Buccaneers, 20-6 (S)  
 2000 – Buccaneers, 41-0 (RJ)  
 Bears, 13-10 (S)  
 2001 – Bears, 27-24 (RJ)  
 Bears, 27-3 (S)  
 2002 – Buccaneers, 15-0 (IL) sn  
 2004 – Buccaneers, 19-7 (RJ)  
 2005 – Bears, 13-10 (RJ)  
 2006 – Bears, 34-31 (S) +  
 2008 – Buccaneers, 27-24 (S) +  
 2011 – Bears, 24-18 (WS)  
 2014 – Bears, 21-13 (S)  
 2015 – Bears, 26-21 (RJ)  
 2016 – Buccaneers, 36-10 (RJ)



## TENNESSEE TITANS

**W-6****L-6****T-0**

1973 – Bears, 35-14 (S)  
 1977 – Oilers, 47-0 (H)  
 1980 – Oilers, 10-6 (S)  
 1986 – Bears, 20-7 (H)

1989 – Oilers, 33-28 (S)  
 1992 – Oilers, 24-7 (H) mnf  
 1995 – Bears, 35-32 (S)  
 1998 – Bears, 23-20 (VA)

2004 – Bears, 19-17 (CO) +  
 2008 – Titans, 21-14 (S)  
 2012 – Bears, 51-20 (CO)  
 2016 – Titans, 27-21 (S)



## WASHINGTON REDSKINS

**W-23****L-26****T-1**

1932 – Tie, 7-7 (BO)  
 1933 – Bears, 7-0 (W)  
 Redskins, 10-0 (W)  
 1934 – Bears, 21-0 (BO)  
 1935 – Bears, 30-14 (BO)  
 1936 – Bears, 26-0 (BO)  
**1937 – Redskins, 28-21 (W) NFL**  
 1938 – Bears, 31-7 (W)  
 1940 – Redskins, 7-3 (WA)  
**Bears, 73-0 (WA) NFL**  
 1941 – Bears, 35-21 (W)  
**1942 – Redskins, 14-6 (WA) NFL**  
 1943 – Redskins, 21-7 (WA)  
**Bears, 41-21 (W) NFL**  
 1945 – Redskins, 28-21 (WA)  
 1946 – Bears, 24-20 (W)  
 1947 – Bears, 56-20 (WA)

1948 – Bears, 48-13 (W)  
 1949 – Bears, 31-21 (WA)  
 1951 – Bears, 27-0 (WA)  
 1953 – Bears, 27-24 (WA)  
 1957 – Redskins, 14-3 (W)  
 1964 – Redskins, 27-20 (DC)  
 1968 – Redskins, 38-28 (W)  
 1971 – Bears, 16-15 (S)  
 1974 – Redskins, 42-0 (DC)  
 1976 – Bears, 33-7 (S)  
 1978 – Bears, 14-10 (DC) sat  
 1980 – Bears, 35-21 (S)  
 1981 – Redskins, 24-7 (S)  
**1984 – Bears, 23-19 (DC) DP**  
 1985 – Bears, 45-10 (S)  
**1986 – Redskins, 27-13 (S) DP**  
**1987 – Redskins, 21-17 (S) DP**

1988 – Bears, 34-14 (DC)  
 1989 – Redskins, 38-14 (DC)  
 1990 – Redskins, 10-9 (DC)  
 1991 – Redskins, 20-7 (S)  
 1996 – Redskins, 10-3 (DC)  
 1997 – Redskins, 31-8 (S)  
 1999 – Redskins, 48-22 (FF)  
 2001 – Bears, 20-15 (FF)  
 2003 – Bears, 27-24 (S)  
 2004 – Redskins, 13-10 (S)  
 2005 – Redskins, 9-7 (FF)  
 2007 – Redskins, 24-16 (FF) thf nfln  
 2010 – Redskins, 17-14 (S)  
 2013 – Redskins, 45-41 (FF)  
 2015 – Redskins, 24-21 (S)  
 2016 – Redskins, 41-21 (S)



## ALL-TIME NFC NORTH STANDINGS

(since 2002)

	Overall record				Division record				Division Titles
	W	L	T	Pct.	W	L	T	Pct.	
Green Bay	150	89	1	.627	63	26	1	.706	02, 03, 04, 07, 11, 12, 13, 14, 16
Minnesota	118	121	1	.494	45	44	1	.506	08, 09, 15
<b>BEARS</b>	<b>114</b>	<b>126</b>	<b>0</b>	<b>.475</b>	<b>42</b>	<b>48</b>	<b>0</b>	<b>.467</b>	<b>05, 06, 10</b>
Detroit	85	155	0	.354	29	61	0	.322	

### 2016 NFC NORTH DIVISION STANDINGS

	Overall record				Division record			
	W	L	T	Pct.	W	L	T	Pct.
Green Bay	10	6	0	.625	5	1	0	.833
Detroit	9	7	0	.563	3	3	0	.500
Minnesota	8	8	0	.500	2	4	0	.333
<b>BEARS</b>	<b>3</b>	<b>13</b>	<b>0</b>	<b>.188</b>	<b>2</b>	<b>4</b>	<b>0</b>	<b>.333</b>

## ALL-TIME NFC CENTRAL STANDINGS

(from 1967-2001)

	Overall record				Since 1977			
	W	L	T	Pct.	W	L	T	Pct.
Minnesota	310	215	5	.590	212	177	1	.545
<b>Division Titles:</b> 1968, 69, 70, 71, 73, 74, 75, 76, 77, 78, 80, 89, 92, 94, 98, 2000								
Green Bay	259	261	10	.498	196	190	4	.508
<b>Division Titles:</b> 1967, 72, 95, 96, 97								
<b>BEARS</b>	<b>258</b>	<b>270</b>	<b>2</b>	<b>.489</b>	<b>209</b>	<b>181</b>	<b>0</b>	<b>.536</b>
<b>Division Titles:</b> 1984, 85, 86, 87, 88, 90, 2001								
Detroit	235	286	9	.452	166	223	1	.427
<b>Division Titles:</b> 1983, 91, 93								
Tampa Bay	148	241	1	.381	148	241	1	.381
<b>Division Titles:</b> 1979, 81, 99								

- There was no division winner in 1982 due to the players' strike. The top eight teams from each conference advanced to the post-season. Green Bay advanced with a 5-3-1 record.
- Tampa Bay joined the NFL as an expansion franchise in 1976 and was placed in the AFC West with the understanding that they would switch to the NFC Central in 1977.



# MONDAY NIGHT FOOTBALL RESULTS

## BEARS ON MONDAY NIGHT FOOTBALL

Date	Opponent	Site	W/L	Score	Following Week
Oct. 5, 1970	Detroit Lions	Tiger Stadium	L	14-28	L MIN
Nov. 29, 1971	Miami Dolphins	Orange Bowl	L	3-24	L @ DEN
Oct. 23, 1972	Minnesota Vikings	SOLDIER FIELD	W	13-10	W @ STL
Nov. 12, 1973	Kansas City Chiefs	Arrowhead	L	7-19	L DET
Oct. 21, 1974	Green Bay Packers	SOLDIER FIELD	W	10-9	L @ BUF
Oct. 27, 1975	Minnesota Vikings	SOLDIER FIELD	L	9-13	L MIA
Oct. 10, 1977	Los Angeles Rams	SOLDIER FIELD	W	24-23	L+ @MIN
Sept. 25, 1978	Minnesota Vikings	SOLDIER FIELD	L	20-24	L+ OAK
Oct. 16, 1978	Denver Broncos	Mile High	L	7-16	L @ TB
Dec. 4, 1978	San Diego Chargers	Jack Murphy	L	7-40	W GB
Oct. 6, 1980	Tampa Bay Buccaneers	SOLDIER FIELD	W	23-0	L @ MIN
Nov. 3, 1980	Cleveland Browns	Cleveland	L	21-27	W WAS
Sept. 28, 1981	Los Angeles Rams	SOLDIER FIELD	L	7-24	W @ MIN
Oct. 19, 1981	Detroit Lions	Silverdome	L	17-48	W+ SD
Dec. 3, 1984	San Diego Chargers	Jack Murphy	L	7-20	L GB
Oct. 21, 1985	Green Bay Packers	SOLDIER FIELD	W	23-7	W MIN
Dec. 2, 1985	Miami Dolphins	Orange Bowl	L	24-38	W IND
Sept. 22, 1986	Green Bay Packers	Lambeau Field	W	25-12	W @ CIN
Nov. 3, 1986	Los Angeles Rams	SOLDIER FIELD	L	17-20	W @ TB
Dec. 15, 1986	Detroit Lions	Silverdome	W	16-13	W @ DAL
Sept. 14, 1987	New York Giants	SOLDIER FIELD	W	34-19	W TB
Nov. 16, 1987	Denver Broncos	Mile High	L	29-31	W DET
Dec. 14, 1987	San Francisco 49ers	Candlestick	L	0-41	L @ SEA
Oct. 24, 1988	San Francisco 49ers	SOLDIER FIELD	W	10-9	L @ NE
Dec. 5, 1988	Los Angeles Rams	Anaheim	L	3-20	W DET
Dec. 19, 1988	Minnesota Vikings	Metrodome	L	27-28	end of season
Oct. 2, 1989	Philadelphia Eagles	SOLDIER FIELD	W	27-13	L @ TB
Oct. 23, 1989	Cleveland Browns	Cleveland	L	7-27	W LA Rams
Sept. 23, 1991	New York Jets	SOLDIER FIELD	W+	19-13	L @ BUF
Nov. 11, 1991	Minnesota Vikings	Metrodome	W	34-17	W @ IND
Dec. 23, 1991	San Francisco 49ers	Candlestick	L	14-52	end of season
Sept. 21, 1992	New York Giants	SOLDIER FIELD	L	14-27	W ATL
Nov. 2, 1992	Minnesota Vikings	SOLDIER FIELD	L	10-38	L+ CIN
Dec. 7, 1992	Houston Oilers	Astrodome	L	7-24	W PIT
Oct. 25, 1993	Minnesota Vikings	SOLDIER FIELD	L	12-19	L @ GB
Sept. 12, 1994	Philadelphia Eagles	Veterans Stadium	L	22-30	L MIN
Oct. 31, 1994	Green Bay Packers	SOLDIER FIELD	L	6-33	W @ TB
Sept. 11, 1995	Green Bay Packers	SOLDIER FIELD	L	24-27	W @ TB
Oct. 30, 1995	Minnesota Vikings	Metrodome	W	14-6	L+ PIT
Dec. 4, 1995	Detroit Lions	Silverdome	L	7-27	L @ CIN
Sept. 2, 1996	Dallas Cowboys	SOLDIER FIELD	W	22-6	L @ WAS
Oct. 28, 1996	Minnesota Vikings	Metrodome	W	15-13	W TB
Sept. 1, 1997	Green Bay Packers	Lambeau Field	L	24-38	L MIN
Oct. 27, 1997	Miami Dolphins	Pro Player Stadium	W+	36-33	L WAS
Oct. 7, 2002	Green Bay Packers	Memorial Stadium*	L	21-34	L+ @ DET
Nov. 18, 2002	St. Louis Rams	Edward Jones Dome	L	16-21	W DET
Dec. 9, 2002	Miami Dolphins	Pro Player Stadium	L	9-27	W NYJ
Sept. 29, 2003	Green Bay Packers	SOLDIER FIELD	L	23-38	W OAK
Oct. 16, 2006	Arizona Cardinals	U. of Phoenix Stadium	W	24-23	W SF
Dec. 11, 2006	St. Louis Rams	Edward Jones Dome	W	42-27	W+ TB
Dec. 17, 2007	Minnesota Vikings	Metrodome	L	13-20	W GB
Dec. 22, 2008	Green Bay Packers	SOLDIER FIELD	W+	20-17	L @ HOU
Dec. 28, 2009	Minnesota Vikings	SOLDIER FIELD	W+	36-30	W @ DET
Sept. 27, 2010	Green Bay Packers	SOLDIER FIELD	W	20-17	L @ NYG
Dec. 20, 2010	Minnesota Vikings	TCF Bank Stadium	W	40-14	W NYJ
Oct. 10, 2011	Detroit Lions	Ford Field	L	13-24	W MIN



**BEARS ON MONDAY NIGHT FOOTBALL (CONT)**

Date	Opponent	Site	W/L	Score	Following Week	
Nov. 7, 2011	Philadelphia Eagles	Lincoln Financial Field	W	30-24	W	DET
Oct. 1, 2012	Dallas Cowboys	Cowboys Stadium	W	34-18	W	@ JAX
Oct. 22, 2012	Detroit Lions	SOLDIER FIELD	W	13-7	W	CAR
Nov. 19, 2012	San Francisco 49ers	Candlestick Park	L	7-32	W	MIN
Nov. 4, 2013	Green Bay Packers	Lambeau Field	W	27-20	L	DET
Dec. 9, 2013	Dallas Cowboys	SOLDIER FIELD	W	45-28	W	@ CLE
Sept. 22, 2014	New York Jets	MetLife Stadium	W	27-19	L	GB
Dec. 15, 2014	New Orleans Saints	SOLDIER FIELD	L	15-31	L	DET
Nov. 9, 2015	San Diego Chargers	Qualcomm Stadium	W	22-19	W	@ STL
Sept. 19, 2016	Philadelphia Eagles	SOLDIER FIELD	L	29-14	L	@ DAL
Oct. 31, 2016	Minnesota Vikings	SOLDIER FIELD	W	20-10	L	@ TB

+ Overtime; \*Champaign, IL

**Overall Record on Monday Night Football: 30-37 (Home: 16-13, Road: 14-24)**

**Record the week following MNF: 35-30**

**At home following MNF home game: 5-4; following MNF road game: 18-9**

**On the road following MNF home game: 7-13; following MNF road game: 5-4**

**MONDAY NIGHT FOOTBALL RECORDS**

The following is each team's record on Monday Night Football (by appearances).

	Monday Night Football			Appearances
	W	L	T	
Miami Dolphins	41	41		82
Dallas Cowboys	45	33		78
San Francisco 49ers	48	25		73
Denver Broncos	31	37	1	69
Pittsburgh Steelers	44	24		68
Washington Redskins	28	40		68
Chicago Bears	30	37		67
Oakland Raiders	38	27	1	66
Green Bay Packers	31	31	1	63
New York Giants	24	37	1	62
Philadelphia Eagles	32	27		59
Los Angeles Rams	26	32		58
Minnesota Vikings	28	30		58
New York Jets	21	32		53
New England Patriots	24	24		48
Los Angeles Chargers	22	22		44
Buffalo Bills	18	25		43
Kansas City Chiefs	23	18		41
Atlanta Falcons	12	27		39
Indianapolis Colts	23	16		39
New Orleans Saints	18	21		39
Tennessee Titans	21	17		38
Cincinnati Bengals	11	23		34
Detroit Lions	14	17	1	32
Seattle Seahawks	23	8		31
Cleveland Browns	15	15		30
Arizona Cardinals	9	15	1	25
Baltimore Ravens	11	11		22
Tampa Bay Buccaneers	11	9		20
Carolina Panthers	9	6		15
Jacksonville Jaguars	8	7		15
Houston Texans	4	7		11



# SUNDAY NIGHT FOOTBALL RESULTS

## BEARS ON SUNDAY NIGHT FOOTBALL

Date	Opponent	Site	W/L	Score	Following Week
12/6/1987	Minnesota Vikings	Metrodome	W	30-24	L @ SF
12/3/1989	Minnesota Vikings	Metrodome	L	16-27	L DET
12/16/1990	Detroit Lions	Silverdome	L	21-38	W TB
11/8/1992	Cincinnati Bengals	SOLDIER FIELD	L+	28-31	L @ TB
11/14/1993	San Diego Chargers	Qualcomm Stadium	W	16-13	W @ KC
9/25/1994	New York Jets (TNT)	Meadowlands	W	19-7	W BUF
10/5/1997	New Orleans (TNT)	SOLDIER FIELD	L	17-20	L GB
12/14/1997	St. Louis Rams	Trans World Dome	W	13-10	L @ TB
11/15/1998	Detroit Lions	Silverdome	L	3-26	L @ ATL
12/6/1998	Minnesota Vikings	Metrodome	L	22-48	L @ GB
10/15/2000	Minnesota Vikings	SOLDIER FIELD	L	16-28	L @ PHI
12/3/2000	Green Bay Packers	SOLDIER FIELD	L	6-28	W NE
11/25/2001	Minnesota Vikings	Metrodome	W	13-6	W DET
12/29/2002	Tampa Bay Buccaneers	Memorial Stadium*	L	0-15	end of season
9/14/2003	Minnesota Vikings	Metrodome	L	13-24	L @ GB
10/31/2004	San Francisco 49ers	SOLDIER FIELD	W	23-13	W @ NYG
12/18/2005	Atlanta Falcons	SOLDIER FIELD	W	16-3	W @ GB
10/1/2006	Seattle Seahawks	SOLDIER FIELD	W	37-6	W BUF
11/12/2006	New York Giants	Giants Stadium	W	38-20	W @ NYJ
12/31/2006	Green Bay Packers	SOLDIER FIELD	L	7-26	end of season
9/23/2007	Dallas Cowboys	SOLDIER FIELD	L	34-10	L @ DET
10/7/2007	Green Bay Packers	Lambeau Field	W	27-20	L MIN
9/7/2008	Indianapolis Colts	Lucas Oil Field	W	29-13	L @ CAR
9/28/2008	Philadelphia Eagles	SOLDIER FIELD	W	24-20	W @ DET
11/30/2008	Minnesota Vikings	Metrodome	L	14-34	W JAX
9/13/2009	Green Bay Packers	Lambeau Field	L	15-21	W PIT
10/18/2009	Atlanta Falcons	Georgia Dome	L	14-21	L @ CIN
11/22/2009	Philadelphia Eagles	SOLDIER FIELD	L	20-24	L @ MIN
10/3/2010	New York Giants	New Meadowlands	L	3-17	W @ CAR
10/16/2011	Minnesota Vikings	SOLDIER FIELD	W	39-10	W @ TB
12/25/2011	Green Bay Packers	Lambeau Field	L	21-35	W @ MIN
11/11/2012	Houston Texans	SOLDIER FIELD	L	6-13	L @ SF
9/22/2013	Pittsburgh Steelers	Heinz Field	W	40-23	L @ DET
12/22/2013	Philadelphia Eagles	Lincoln Financial Field	L	11-54	L @ GB
9/14/2014	San Francisco 49ers	Levi's Stadium	W	28-20	W @ NYJ
11/9/2014	Green Bay Packers	Lambeau Field	L	14-55	W MIN
11/26/2015#	Green Bay Packers	Lambeau Field	W	17-13	L SF
9/25/2016	Dallas Cowboys	AT&T Stadium	L	31-17	W DET

+ Overtime; \*Champaign, IL; #Thanksgiving night, special edition of Sunday Night Football

**Overall Record on Sunday Night Football: 16-22 (Home: 5-9, Road: 11-13)**

**Record the week following SNF: 18-18**

**At home following SNF home game: 2-1; following SNF road game: 7-3**

**On the road following SNF home game: 4-5; following SNF road game: 5-9**

**On two occasions, the Bears ended the regular season with a Sunday night game (2002, 2006).**

HISTORY



**BEARS ON THURSDAY NIGHT FOOTBALL**

Date	Opponent	Site	W/L	Score	Following Week
9/19/1985	Minnesota Vikings	Metrodome	W	33-24	W WAS
10/17/1991	Green Bay Packers	Lambeau Field	W	10-0	W @ NO
12/1/1994	Minnesota Vikings	Metrodome	L	23-33	L @ GB
12/6/2007	Washington Redskins	FedEx Field	L	16-24	L @ MIN
12/11/2008	New Orleans Saints	SOLDIER FIELD	W+	27-24	W+ GB
11/12/2009	San Francisco 49ers	3COM Park	L	6-10	L PHI
11/18/2010	Miami Dolphins	Sun Life Stadium	W	16-0	W PHI
9/13/2012	Green Bay Packers	Lambeau Field	L	10-23	W STL
10/10/2013	New York Giants	SOLDIER FIELD	W	27-21	L @ WAS
12/15/2014	New Orleans Saints	SOLDIER FIELD	L	15-31	L DET
10/20/2016	Green Bay Packers	Lambeau Field	L	26-10	W MIN

**Overall Record on Thursday Night Football: 5-6 (Home: 2-1, Road: 3-5)**

**SUNDAY NIGHT FOOTBALL RECORDS**

The following is each team's record on Sunday Night Football (by appearances).

	Sunday Night Football			Appearances
	W	L	T	
Dallas Cowboys	30	30		60
New York Giants	21	29	1	51
Denver Broncos	28	20		48
Pittsburgh Steelers	26	20		46
Indianapolis Colts	20	25		45
New England Patriots	26	18		44
Philadelphia Eagles	22	18		40
Chicago Bears	16	22		38
Green Bay Packers	26	11		37
Oakland Raiders	18	18		36
Minnesota Vikings	18	17		35
Seattle Seahawks	21	13	1	35
Washington Redskins	17	17	1	35
Los Angeles Chargers	16	18		34
New Orleans Saints	19	14		33
Miami Dolphins	19	8		27
San Francisco 49ers	13	14		27
Arizona Cardinals	10	15	1	26
Baltimore Ravens	13	11		24
New York Jets	10	13		23
Los Angeles Rams	10	12		22
Buffalo Bills	10	10		20
Kansas City Chiefs	12	8		20
Tennessee Titans	11	9		20
Atlanta Falcons	9	9		18
Cincinnati Bengals	3	15		18
Tampa Bay Buccaneers	6	12		18
Carolina Panthers	6	11		17
Detroit Lions	5	12		17
Jacksonville Jaguars	5	6		11
Cleveland Browns	1	9		10
Houston Texans	3	6		9



## HOLIDAY RESULTS

### BEARS ON CHRISTMAS DAY

Date	Opponent	Score	Date	Opponent	Score
12/25/2005	@ Green Bay	24-17	12/25/2011	@ Green Bay	21-35

Overall Record on Christmas Day: 1-1-0 (Home: 0-0-0, Road: 1-1-0)

### BEARS ON NEW YEAR'S DAY

Date	Opponent	Score	Date	Opponent	Score
1/1/1995	@ Minnesota*	35-18	1/1/2012	@ Minnesota	17-13
1/1/2006	@ Minnesota	10-34	1/1/2017	@ Minnesota	38-10

\*Playoff game

Overall Record on New Year's Day: 2-2-0 (Home: 0-0-0, Road: 2-1-0)

### BEARS ON THANKSGIVING DAY

Date	Opponent	Score	Date	Opponent	Score
11/25/1920	@ Chicago Tigers	6-0	11/25/1937	@ Detroit Lions	13-0
11/24/1921	vs. Buffalo All-Americans	6-7	11/24/1938	@ Detroit Lions	7-14
11/30/1922	@ Chicago Cardinals	0-6	11/27/1947	@ Detroit Lions	34-14
11/29/1923	vs. Chicago Cardinals	3-0	11/24/1949	@ Detroit Lions	28-7
11/27/1924	@ Chicago Cardinals	21-0	11/27/1952	@ Dallas Texans*	23-27
11/26/1925	vs. Chicago Cardinals	0-0	11/26/1964	@ Detroit Lions	27-24
11/25/1926	vs. Chicago Cardinals	0-0	11/24/1977	@ Detroit Lions	31-14
11/24/1927	vs. Chicago Cardinals	0-3	11/22/1979	@ Detroit Lions	9-20
11/29/1928	vs. Chicago Cardinals	34-0	11/27/1980 +	@ Detroit Lions	23-17
11/28/1929	@ Chicago Cardinals	6-40	11/26/1981	@ Dallas Cowboys	9-10
11/27/1930	vs. Chicago Cardinals	6-0	11/28/1991	@ Detroit Lions	6-16
11/26/1931	vs. Chicago Cardinals	18-7	11/25/1993	@ Detroit Lions	10-6
11/24/1932	vs. Chicago Cardinals	34-0	11/27/1997	@ Detroit Lions	20-55
11/30/1933	vs. Chicago Cardinals	22-6	11/25/1999	@ Detroit Lions	17-21
11/29/1934	@ Detroit Lions	19-16	11/25/2004	@ Dallas Cowboys	7-21
11/28/1935	@ Detroit Lions	2-14	11/27/2014	@ Detroit Lions	17-34
11/26/1936	@ Detroit Lions	7-13	11/26/2015	@ Green Bay Packers	17-13

\* Akron, Ohio; + Overtime

Overall Record on Thanksgiving: 17-15-2 (Home: 6-2-2, Road: 11-13-0)

### BEARS IN OVERTIME

Since overtime was adopted in 1974, the Bears have played in 42 extra periods (43 including a playoff win at home versus Seattle) - which ranks third behind Denver (44) and Minnesota (43). Chicago's 23 overtime wins is tied for third with Arizona, trailing Denver's NFL leading 25 OT wins and Washington (24).

Date	Coin flip winner	Site	Opponent	Score	Elapsed
Oct. 16, 1977	CHICAGO	Minnesota	Minnesota Vikings	L 16-22	6:45
Dec. 18, 1977	NY Giants	New York	New York Giants	W 12-9	14:51
Oct. 1, 1978	CHICAGO	CHICAGO	Oakland Raiders	L 19-25	5:19
Sept. 7, 1980	CHICAGO	Green Bay	Green Bay Packers	L 6-12	6:00
Nov. 27, 1980	CHICAGO	Detroit	Detroit Lions	W 23-17	0:21
Dec. 14, 1980	Cincinnati	CHICAGO	Cincinnati Bengals	L 14-17	4:23
Oct. 25, 1981	CHICAGO	CHICAGO	San Diego Chargers	W 20-17	9:30
Nov. 8, 1981	CHICAGO	Kansas City	Kansas City Chiefs	W 16-13	13:07
Jan. 2, 1983	CHICAGO	Tampa Bay	Tampa Bay Buccaneers	L 23-26	3:14





## BEARS IN OVERTIME (CONT)

Sept. 18, 1983	CHICAGO	New Orleans	New Orleans Saints	L	31-34	10:57
Sept. 25, 1983	Baltimore	Baltimore	Baltimore Colts	L	19-22	4:51
Sept. 14, 1986	Philadelphia	CHICAGO	Philadelphia Eagles	W	13-10	5:56
Nov. 30, 1986	CHICAGO	CHICAGO	Pittsburgh Steelers	W	13-10	3:55
Nov. 18, 1990	Denver	Denver	Denver Broncos	W	16-13	13:14
Dec. 2, 1990	CHICAGO	CHICAGO	Detroit Lions	W	23-17	10:57
Sept. 23, 1991	NY Jets	CHICAGO	New York Jets	W	19-13	14:42
Nov. 24, 1991	Miami	CHICAGO	Miami Dolphins	L	13-16	4:11
Nov. 8, 1992	CHICAGO	CHICAGO	Cincinnati Bengals	L	28-31	8:39
Nov. 27, 1994	Arizona	Arizona	Arizona Cardinals	W	19-16	8:11
Dec. 1, 1994	CHICAGO	Minnesota	Minnesota Vikings	L	27-33	5:46
Nov. 5, 1995	CHICAGO	CHICAGO	Pittsburgh Steelers	L	34-37	8:19
Oct. 27, 1997	Miami	Miami	Miami Dolphins	W	36-33	9:25
Nov. 14, 1999	Minnesota	CHICAGO	Minnesota Vikings	L	24-27	3:56
Nov. 21, 1999	CHICAGO	San Diego	San Diego Chargers	W	23-20	4:58
Oct. 28, 2001	San Francisco	CHICAGO	San Francisco 49ers	W	37-31	0:16 *
Nov. 4, 2001	CHICAGO	CHICAGO	Cleveland Browns	W	27-21	2:50
Sept. 29, 2002	CHICAGO	Buffalo	Buffalo Bills	L	27-33	1:58
Oct. 20, 2002	Detroit	Detroit	Detroit Lions	L	20-23	4:48
Nov. 24, 2002	Detroit	CHAMPAIGN	Detroit Lions	W	20-17	6:02
Nov. 14, 2004	CHICAGO	Tennessee	Tennessee Titans	W	19-17	3:17 **
Oct. 30, 2005	Detroit	Detroit	Detroit Lions	W	19-13	6:17
Dec. 17, 2006	Tampa Bay	CHICAGO	Tampa Bay Buccaneers	W	34-31	11:19
Jan. 14, 2007	Seattle	CHICAGO	Seattle Seahawks	W	27-24	4:53 #
Nov. 25, 2007	CHICAGO	CHICAGO	Denver Broncos	W	37-34	4:41
Sept. 21, 2008	Tampa Bay	CHICAGO	Tampa Bay Buccaneers	L	24-27	10:39
Dec. 11, 2008	CHICAGO	CHICAGO	New Orleans Saints	W	27-24	2:46
Dec. 22, 2008	CHICAGO	CHICAGO	Green Bay Packers	W	20-17	3:32
Dec. 28, 2009	CHICAGO	CHICAGO	Minnesota Vikings	W	36-30	5:45
Dec. 11, 2011	CHICAGO	Denver	Denver Broncos	L	10-13	6:20
Dec. 2, 2012	Seattle	CHICAGO	Seattle Seahawks	L	17-23	7:40
Nov. 17, 2013	Baltimore	CHICAGO	Baltimore Ravens	W	23-20	6:19
Dec. 1, 2013	CHICAGO	Minnesota	Minnesota Vikings	L	20-23	13:17
Sept. 7, 2014	CHICAGO	CHICAGO	Buffalo Bills	L	20-23	5:14
Oct. 18, 2015	Detroit	Detroit	Detroit Lions	L	34-37	12:31
Dec. 6, 2015	San Francisco	CHICAGO	San Francisco 49ers	L	20-26	2:10

24-21 overall: 15-10 at home; 9-11 on the road. #Includes one playoff win.

\*NFL record for shortest OT, since eclipsed when Jets beat Buffalo 37-31 with 14 seconds elapsed on 9/8/2002.

\*\*Only the second overtime game to end with a safety. The other was Minnesota vs. the L.A. Rams on 11/5/1989.

## BEARS IN THE PLAYOFFS

Bears vs.:	Carolina	0-1 (.000)
	Dallas	0-2 (.000)
	Green Bay	1-1 (.500)
	Indianapolis	0-1 (.000)
	Los Angeles Rams	1-1 (.500)
	Minnesota	1-0 (1.000)
	New England	1-0 (1.000)
	New Orleans	2-0 (1.000)
	New York Giants	5-3 (.625)
	Philadelphia	1-2 (.333)
	San Francisco	0-3 (.000)
	Seattle	2-0 (1.000)
	Washington	3-4 (.429)

Playoff record: 17-18 (.486)

Record at home: 12-8 (.600)

NFL Championship/Super Bowl game record:  
7-5 (.583)

NFC Central Division Championships:  
1984, 85, 86, 87, 88, 90, 2001

NFC North Division Championships:  
2003, 05, 06, 10



## BEARS FIRST-TEAM ALL-PROS

1931 - Harold "Red" Grange (B)	1950 - Dick Barwegan (G) George Connor (T) Johnny Lujack (B)	1972 - Dick Butkus (LB)
1932 - Jules "Zuck" Carlson (G) Luke Johnsos (E) Bronko Nagurski (B)	1951 - Dick Barwegan (G) George Connor (T)	1976 - Wally Chambers (DT) Walter Payton (RB)
1933 - Bill Hewitt (E) Joe Kopcha (G) Bronko Nagurski (B)	1952 - George Connor (T)	1977 - Walter Payton (RB)
1934 - Beattie Feathers (B) Bill Hewitt (E) Joe Kopcha (G) Bronko Nagurski (B)	1953 - George Connor (T)	1980 - Walter Payton (RB)
1935 - William Karr (E) Joe Kopcha (G) George Musso (T)	1955 - Bill George (G) Harlon Hill (E) Stan Jones (G) Bill Wightkin (T)	1981 - Gary Fencik (S)
1937 - George Musso (T) Joe Stydahar (T)	1956 - Rick Casares (FB) Bill George (NG) Harlon Hill (LE) Stan Jones (LG) Larry Strickland (C)	1984 - Dan Hampton (DT) Walter Payton (RB) Mike Singletary (LB)
1938 - Dan Fortman (G) Joe Stydahar (T)	1957 - Bill George (NG)	1985 - Jimbo Covert (T) Richard Dent (DE) Steve McMichael (DT) Walter Payton (RB) Mike Singletary (LB)
1939 - Dan Fortman (G) Bill Osmanski (B) Joe Stydahar (T)	1958 - Bill George (NG)	1986 - Jimbo Covert (T) Wilber Marshall (OLB) Mike Singletary (ILB)
1940 - Dan Fortman (G) Joe Stydahar (T)	1959 - Stan Jones (RG) Bill George (NG)	1987 - Steve McMichael (DT) Mike Singletary (ILB)
1941 - Dan Fortman (G) Sid Luckman (B) George McAfee (B) Bulldog Turner (C)	1960 - Bill George (LB)	1988 - Jay Hilgenberg (C) Mike Singletary (ILB)
1942 - Lee Artoe (T) Gary Famiglietti (B) Dan Fortman (G) Sid Luckman (B) Bulldog Turner (C)	1961 - Bill George (LB)	1989 - Jay Hilgenberg (C) Mike Singletary (ILB)
1943 - Harry Clark (B) Dan Fortman (G) Sid Luckman (B) Bulldog Turner (C)	1963 - Doug Atkins (DE) Mike Ditka (E) Joe Fortunato (LB) Bill George (LB) Richie Petitbon (S) Roosevelt Taylor (S)	1991 - Mike Singletary (ILB)
1944 - Sid Luckman (B) Bulldog Turner (C)	1964 - Mike Ditka (E) Joe Fortunato (LB) Johnny Morris (FL)	1999 - Glyn Milburn (KR)
1946 - Bulldog Turner (C)	1965 - Dick Butkus (LB) Joe Fortunato (LB) Gale Sayers (RB)	2001 - Mike Brown (S) Brian Urlacher (ILB) Ted Washington (DT)
1947 - Sid Luckman (B) Bulldog Turner (C)	1966 - Gale Sayers (RB)	2002 - Brian Urlacher (ILB)
1948 - Bulldog Turner (C)	1967 - Gale Sayers (RB)	2005 - Lance Briggs (OLB) Brian Urlacher (ILB)
	1968 - Dick Butkus (LB) Gale Sayers (RB)	2006 - Robbie Gould (K) Devin Hester (KR) Olin Kreutz (C) Brian Urlacher (ILB)
	1969 - Dick Butkus (LB) Gale Sayers (RB)	2007 - Devin Hester (KR)
	1970 - Dick Butkus (LB) Dick Gordon (WR)	2010 - Devin Hester (PR) Julius Peppers (DE)
		2012 - Brandon Marshall (WR) Charles Tillman (CB)



BEARS IN THE PRO BOWL

1/15/39	Del Bjork, T (1) Joe Stydahar, T (1)				
1/14/40	Joe Stydahar, T (2) George Musso, G (1)				
12/29/40	As Champions of the 1940 season the Bears faced the NFL All-Stars				
1/4/42	As Champions of the 1941 season the Bears faced the NFL All-Stars				
12/27/42	Lee Artoe, T (1) Young Bussey, QB (1) Chuck Drulis, G (1) Gary Famiglietti, HB (1) Dan Fortmann, G (1) Ed Kolman, T (1) Sid Luckman, QB (1) Frank Maznicki, HB (1) John Petty, FB (1) John Siegal, E (1) George Wilson, E (1)				
1/14/51	Dick Barwegan, G (1) Ray Bray, G (1) George Connor, T/LB (1) Fred Davis, T (1) Johnny Lujack, QB (1) Ed Sprinkle, DE (1) Bulldog Turner, C/LB (1)				
1/12/52	Dick Barwegan, G (2) Ray Bray, G (2) George Connor, T/LB (2) John Dottley, RB (1) Johnny Lujack, QB (2) Ed Sprinkle, DE (2) Bulldog Turner, C/LB (2)				
1/10/53	Dick Barwegan, G (3) George Connor, T/LB (3) Gene Schroeder, E (1) Ed Sprinkle, DE (3) Fred Williams, DT (1)				
1/17/54	George Connor, T/LB (4) Jack Hoffman, E (1) Don Kindt, HB (1) Fred Williams, DT (2)				
1/16/55	Bill Bishop, T (1) Bill George, LB (1) Harlon Hill, WR (1)				
		1/15/56	Ed Brown, QB (1) Rick Casares, RB (1) Bill George, LB (2) Harlon Hill, WR (2) Jack Hoffman, E (2) Stan Jones, G (1) Bill Wightkin, T (1)		
		1/13/57	Ed Brown, QB (2) JC Caroline, HB (1) Rick Casares, RB (2) Bill George, LB (3) Harlon Hill, WR (3) Stan Jones, G (2) McNeil Moore, HB (1) Larry Strickland, C (1)		
		1/12/58	Doug Atkins, DE (1) Rick Casares, RB (3) Bill George, LB (4) Kline Gilbert, T (1) Stan Jones, G (3)		
		1/11/59	Doug Atkins, DE (2) Rick Casares, RB (4) Joe Fortunato, LB (1) Willie Galimore, RB (1) Bill George, LB (5) Stan Jones, G (4) Fred Williams, DT (3)		
		1/17/60	Doug Atkins, DE (3) Erich Barnes, DB (1) Rick Casares, RB (5) Bill George, LB (6) Stan Jones, G (5) Fred Williams, DT (4)		
		1/15/61	Doug Atkins, DE (4) Bill George, LB (7) Stan Jones, G (6) Johnny Morris, FL (1)		
		1/14/62	Doug Atkins, DE (5) Mike Ditka, TE (1) Bill George, LB (8) Stan Jones, G (7)		
		1/13/63	Doug Atkins, DE (6) Mike Ditka, TE (2) Joe Fortunato, LB (2) Richie Petitbon, DB (1)		
		1/12/64	Doug Atkins, DE (7) Mike Ditka, TE (3) Joe Fortunato, LB (3) Joe Marconi, RB (1) Richie Petitbon, DB (2) Mike Pyle, C (1) Roosevelt Taylor, DB (1) Bill Wade, QB (1)		
		1/10/65	Mike Ditka, TE (4) Joe Fortunato, LB (4) Johnny Morris, * FL (2)		
		1/15/66	Doug Atkins, DE (8) Dick Butkus, LB (1) Mike Ditka, TE (5) Joe Fortunato, LB (5) Gale Sayers, RB (1)		
		1/22/67	Dick Butkus, LB (2) Richie Petitbon, DB (3) Gale Sayers, † RB (2)		
		1/21/68	Dick Butkus, LB (3) Gale Sayers, † RB (3) Richie Petitbon, DB (4)		
		1/19/69	Dick Butkus, LB (4) Gale Sayers, * RB (4) Roosevelt Taylor, DB (2)		
		1/18/70	Dick Butkus, LB (5) Gale Sayers, † RB (5)		
		1/24/71	Dick Butkus, LB (6) Dick Gordon, * WR (1) Bobby Joe Green, P (1) Cecil Turner, KR (1)		
		1/23/72	Dick Butkus, LB (7) Dick Gordon, WR (2)		
		1/21/73	Dick Butkus, LB (8) Ron Smith, KR (1)		
		1/20/74	Wally Chambers, DT (1)		
		1/20/75	None		
		1/26/76	Wally Chambers, DT (2)		
		1/17/77	Wally Chambers, DT (3) Walter Payton, RB (1)		
		1/23/78	Allan Ellis, CB (1) Walter Payton, † RB (2)		



## BEARS IN THE PRO BOWL

1/29/79	Walter Payton, RB (3)	2/3/91	Neal Anderson,* RB (3) Mark Bortz,* G (2) Mark Carrier, S (1) Richard Dent, DE (3) Jay Hilgenberg, C (6) Mike Singletary, LB (8)	2/10/07	Brendon Ayanbadejo, ST (1) Lance Briggs,* LB (2) Robbie Gould, PK (1) Tommie Harris,* DT (2) Devin Hester, KR (1) Olin Kreutz,* C (6) Brian Urlacher,* LB (6) Ruben Brown, G (1, 9)
1/27/80	Walter Payton, RB (4)	2/2/92	Neal Anderson,* RB (4) Mark Carrier, S (2) Shaun Gayle, S (1) Jay Hilgenberg, C (7) Mike Singletary, LB (9)	2/10/08	Brendon Ayanbadejo, ST (2) Lance Briggs,* LB (3) Tommie Harris,* DT (3) Devin Hester, KR (2)
2/1/81	Gary Fencik, S (1) Dan Hampton, DE (1) Walter Payton, RB (5)	2/7/93	Mike Singletary, LB (10)	2/8/09	Lance Briggs, LB (4)
1/31/82	Gary Fencik, S (2)	2/6/94	Mark Carrier, S (3) Richard Dent, DE (4) Donnell Woolford, CB (1)	1/31/10	Lance Briggs,* LB (5) Johnny Knox, KR (1)
2/6/83	Dan Hampton, DT (2)	2/5/95	None	1/30/11	Lance Briggs,* LB (6) Devin Hester, KR (3) Julius Peppers, DE (1, 6) Brian Urlacher,* LB (7)
1/29/84	Walter Payton, RB (6) Mike Singletary, LB (1)	2/4/96	None	2/5/12	Lance Briggs,* LB (7) Matt Forté, RB (1) Corey Graham, ST (1) Julius Peppers, DE (2, 7) Charles Tillman, CB (1) Brian Urlacher,* LB (8)
1/27/85	Todd Bell, S (1) Richard Dent, DE (1) Dan Hampton, DT (3) Walter Payton, RB (7) Mike Singletary, LB (2)	2/2/97	None	1/27/13	Tim Jennings, CB (1) Brandon Marshall,* WR (1, 4) Henry Melton, DT (1) Julius Peppers, DE (3, 8) Charles Tillman, CB (2)
2/2/86	Jim Covert, T (1) Richard Dent, DE (2) Dave Duerson, S (1) Dan Hampton, DE (4) Jay Hilgenberg, C (1) Jim McMahon, QB (1) Walter Payton, RB (8) Mike Singletary, LB (3) Otis Wilson, LB (1)	2/1/98	None	1/26/14	Matt Forté, RB (2) Alshon Jeffery, WR (1) Tim Jennings, CB (2) Kyle Long, G (1) Brandon Marshall, WR (2, 5)
2/1/87	Jim Covert, T (2) Dave Duerson, S (2) Wilber Marshall, LB (1) Steve McMichael, DT (1) Jay Hilgenberg, C (2) Walter Payton, RB (9) Mike Singletary, LB (4)	2/7/99	None	1/25/15	Martellus Bennett, TE (1) Kyle Long, G (2)
2/7/88	Dave Duerson, S (3) Jay Hilgenberg, C (3) Wilber Marshall, LB (2) Steve McMichael, DT (2) Mike Singletary, LB (5)	2/6/00	Glyn Milburn, KR (1, 2)	1/31/16	Kyle Long, T (3)
1/29/89	Neal Anderson, RB (1) Mark Bortz, G (1) Dave Duerson, S (4) Jay Hilgenberg, C (4) Mike Singletary, LB (6)	2/4/01	Brian Urlacher, LB (1)	1/29/17	Josh Sitton, G (4) Jordan Howard, RB (1)
2/4/90	Neal Anderson,* RB (2) Jay Hilgenberg, C (5) Mike Singletary, LB (7)	2/9/02	Olin Kreutz, C (1) Brian Urlacher, LB (2) Ted Washington, DT (1, 4) Larry Whigham, S (1, 2) James Williams, OT (1)		
		2/2/03	Marty Booker, WR (1) Olin Kreutz, C (2) Brian Urlacher, LB (3)		
		2/8/04	Jerry Azumah, KR (1) Olin Kreutz,* C (3) Brian Urlacher, LB (4)		
		2/13/05	Olin Kreutz,* C (4)		
		2/12/06	Lance Briggs, LB (1) Mike Brown,* S (1) Tommie Harris, DT (1) Olin Kreutz,* C (5) Brian Urlacher,* LB (5) Nathan Vasher, CB (1)		

\* Did not play due to injury; † Denotes game's outstanding player; ( ) Number in parentheses indicates Pro Bowl appearances. If multiple numbers are listed, Bears total listed first followed by total appearances



Charles Tillman receives the Gladiator statue from NFL Commissioner Roger Goodell upon being named the 2013 Walter Payton Man of the Year.

The Walter Payton NFL Man of the Year Award is the only NFL award that recognizes a player for his community service activities as well as his excellence on the field. Renamed in 1999 for the legendary Chicago Bears Pro Football Hall of Fame running back, the Walter Payton NFL Man of the Year Award has been given annually since 1970.

Chicago Bears cornerback Charles Tillman was named the 2013 Walter Payton Man of the Year, marking the fifth Chicago Bears player to be honored with the award joining Payton (1977), Dave Duerson (1987), Mike Singletary (1990) and Jim Flanigan (2000).

Tillman joins an esteemed list of winners of the annual award, including 17 Pro Football Hall of Famers. Recent winners of the Walter Payton NFL Man of the Year Award include Anquan Boldin, San Francisco (2016); Thomas Davis, Carolina Panthers (2015); Jason Witten, Dallas Cowboys (2012); Matt Birk, Baltimore Ravens (2011); Madieu Williams, Minnesota Vikings (2010).

All 32 team nominees for the award receive a \$1,000 donation from NFL Foundation to the charity of their choice. The three Man of the Year finalists received an additional \$5,000 donation in their name. The selection panel is comprised of NFL Commissioner Roger Goodell, former NFL Commissioner Paul Tagliabue, Connie Payton, Pro Football Hall of Fame members Frank Gifford and Anthony Munoz, the previous year's winner and Sports Illustrated football writer Peter King.

The winner of the Walter Payton NFL Man of the Year Award receives the Gladiator statue, an original art creation by the noted sculptor, Daniel Schwartz, and the player's favorite charity receives a \$20,000 donation in his name.

## MAN OF THE YEAR NOMINEES/WINNERS

### Bears Nominees (since 1997)

- 1997: Barry Minter (LB)
- 1998: Jim Flanigan (DT)
- 1999: Jim Flanigan (DT)
- 2000: Jim Flanigan (DT)
- 2001: Marcus Robinson (WR)
- 2002: Philip Daniels (DE)
- 2003: Philip Daniels (DE)
- 2004: John Tait (T)
- 2005: Bobby Wade (WR)
- 2006: Roberto Garza (C)
- 2007: Charles Tillman (CB)
- 2008: Charles Tillman (CB)
- 2009: Israel Idonije (DE)

- 2010: Israel Idonije (DE)
- 2011: Charles Tillman (CB)
- 2012: Charles Tillman (CB)
- 2013: Charles Tillman (CB)
- 2014: Jay Cutler (QB)
- 2015: Matt Forté (RB)
- 2016: Sam Acho (LB)

### Bears Winners (since 1970)

YEAR	PLAYER, POSITION
2013	Charles Tillman (CB)
2000*	Jim Flanigan (DT)
1990	Mike Singletary (LB)
1987	Dave Duerson (S)
1977	Walter Payton (RB)

\*The award was shared in 2000 with Derrick Brooks.



In memory of Brian Piccolo, each season since 1970 a Bears rookie has been honored with the Brian Piccolo Award. In 1992, the award was expanded to include a veteran as well. The Piccolo Award is a special honor voted on by Bears players only, who select a teammate they feel best exemplifies the courage, loyalty, teamwork, dedication and sense of humor of the late Brian Piccolo.

Brian Piccolo signed with the Bears as a free agent out of Wake Forest in 1965 - the same year Hall of Famer Gale Sayers was drafted. The two became roommates, and Piccolo's support of Sayers through a devastating knee injury, as well as Sayers' devotion when Piccolo was stricken with cancer in 1969, became the stuff of legend. Piccolo was in his fourth season when a chest x-ray revealed a malignancy. Several months later on June 16, 1970, he died at age 26 from embryonal cell carcinoma.

Following his death, the Brian Piccolo Cancer Research Fund was established and proceeds were sent to the Sloan-Kettering Cancer Center in New York for research on embryonal cell carcinoma. At the time Piccolo died, the disease was 100% fatal, but today the cure rate is more than 95%.


With that victory, proceeds from the Brian Piccolo Cancer Research Fund now benefits breast cancer research at Rush Medical Center and provides support to the Clearbrook Center for the developmentally disabled in Arlington Heights.

Since turning its attention to the fight against breast cancer, the Brian Piccolo Cancer Research Fund, as well as all those who have generously joined in its efforts, has raised over \$8 million for research since 1991. The fund remains active and welcomes the interest of contributions of others who share its commitment to breast cancer research and to the memory of Brian Piccolo.



## ALL-TIME PICCOLO AWARD WINNERS

- |   |  |   |
|---|--|---|
| 1970 - Glen Holloway (G)                          | 1993 - Tom Waddle (WR),<br>Myron Baker (LB),<br>Todd Perry (T)   | 2005 - John Tait (T),<br>Chris Harris (S)                                   |
| 1971 - Jerry Moore (S)                            | 1994 - Shaun Gayle (S),<br>Raymont Harris (RB)                   | 2006 - Olin Kreutz (C),<br>Devin Hester (PR/KR)                             |
| 1972 - Jim Osborne (DT)                           | 1995 - Erik Kramer (QB),<br>Rashaan Salaam (RB)                  | 2007 - Brian Urlacher (LB),<br>Greg Olsen (TE)                              |
| 1973 - Wally Chambers (DT)                        | 1996 - Chris Zorich (DT),<br>Bobby Engram (WR)                   | 2008 - Charles Tillman (CB),<br>Matt Forté (RB)                             |
| 1974 - Fred Pagac (TE)                            | 1997 - Ryan Wetnight (TE),<br>John Allred (TE),<br>Van Hiles (S) | 2009 - Olin Kreutz (C),<br>Johnny Knox (WR/KR)                              |
| 1975 - Roland Harper (RB)                         | 1998 - Bobby Engram (WR),<br>Tony Parrish (S)                    | 2010 - Anthony Adams (DT),<br>J'Marcus Webb (T)                             |
| 1976 - Brian Baschnagel (WR)                      | 1999 - Marcus Robinson (WR),<br>Jerry Azumah (DB)                | 2011 - Nick Roach (LB),<br>Stephen Paea (DT)                                |
| 1977 - Ted Albrecht (T)                           | 2000 - Clyde Simmons (DE),<br>Brian Urlacher (LB)                | 2012 - Charles Tillman (CB),<br>Julius Peppers (DE),<br>Shea McClellin (DE) |
| 1978 - John Skibinski (RB)                        | 2001 - James Williams (T),<br>Anthony Thomas (RB)                | 2013 - Josh McCown (QB),<br>Jordan Mills (T)                                |
| 1979 - Dan Hampton (DE)                           | 2002 - Phillip Daniels (DE),<br>Alex Brown (DE)                  | 2014 - Matt Forté (RB),<br>Kyle Fuller (CB)                                 |
| 1980 - Bob Fisher (TE)                            | 2003 - Olin Kreutz (C),<br>Charles Tillman (CB)                  | 2015 - Zach Miller (TE),<br>Adrian Amos (S)                                 |
| 1981 - Mike Singletary (LB)                       | 2004 - Olin Kreutz (C),<br>Tommie Harris (DT)                    | 2016 - Jordan Howard (RB),<br>Joshua Bellamy (WR)                           |
| 1982 - Jim McMahon (QB)                           |  |   |
| 1983 - Jim Covert (T)                             |  |   |
| 1984 - Shaun Gayle (DB)                           |  |   |
| 1985 - Kevin Butler (K)                           |  |   |
| 1986 - Neal Anderson (RB)                         |  |   |
| 1987 - Ron Morris (WR)                            |  |   |
| 1988 - James Thornton (TE),<br>Mickey Pruitt (LB) |  |   |
| 1989 - Trace Armstrong (DE)                       |  |   |
| 1990 - Mark Carrier (S)                           |  |   |
| 1991 - Chris Zorich (DT)                          |  |   |
| 1992 - Mike Singletary (LB),<br>Troy Auzenne (T)  |  |   |



The Ed Block Courage Award Foundation is dedicated to improving the lives of abused, neglected and at-risk children and ending the cycle of abuse. The purpose is to raise Awareness and Prevention of child abuse. That objective is coupled with the Foundation's commitment to celebrating players of inspiration in the NFL.

The award recipient symbolizes professionalism, great strength and dedication. He is also a community role model. With this honor he enters into association which contrasts his fierce profession by becoming a major component of the Courage House national support network. He becomes a crusader for victims of abuse, violence and neglect.

Each year, the Ed Block Courage Awards honors those National Football League players who exemplify commitments to the principles of sportsmanship and courage. This award is unique in that the recipients are selected solely by a vote of their teammates. Every fall, each of the thirty-two teams conduct a vote which results in each team selecting their Ed Block Courage Award recipient for the year.

The Ed Block Courage Award began in Baltimore in honor of Eddie Block, former head athletic trainer of the Baltimore Colts. Eddie Block and his wife dedicated their lives to helping children in distress as foster parents and advisers. There are 16 Courage Houses presently connected with NFL teams, locally the Maryville Academy in Des Plaines.

Ed McCaskey was the 1992 Honorary National Chairman of the 14th Annual Ed Block Courage Awards. Each offseason Maryville Academy hosts a luncheon to promote awareness for the award and its causes. The proceeds go to the Ed McCaskey scholarship winners at Maryville which has been the Chicago Courage House since 1992.

Since its inception, the Foundation, through its charter with the Courage House National Support Network for Kids, and an affiliation with the National Football League and Professional Football Athletics Trainers Society, has helped to provide hope to countless children and raised millions of dollars.



Bears DL Pennell McPhee was the Chicago Bears 2016 recipient of the Ed Block Courage Award.

## CHICAGO BEARS ED BLOCK COURAGE AWARD HONOREES

1984	Danny Rains (LB)	1995	Vinson Smith (LB)	2006	Rex Grossman (QB)
1985	Mark Bortz (G)	1996	John Mangum (S)	2007	Tommie Harris (DT)
1986	Mike Tomczak (QB)	1997	James Williams (T)	2008	Charles Tillman (CB)
1987	Ron Morris (WR)	1998	John Thierry (DE)	2009	Israel Idonije (DE)
1988	Glen Kozlowski (WR)	1999	Ryan Wetnight (TE)	2010	Anthony Adams (DT)
1989	Ron Rivera (LB)	2000	Clyde Simmons (DE)	2011	Brian Urlacher (LB)
1990	Lemuel Stinson (CB)	2001	Jim Miller (QB)	2012	Nick Roach (LB)
1991	John Wojciechowski (T)	2002	Ted Washington (DT)	2013	Patrick Mannelly (LS)
1992	Shaun Gayle (S)	2003	Dustin Lyman (TE)	2014	Matt Slauson (G)
1993	Keith Van Horne (T)	2004	Marc Colombo (T)	2015	Robbie Gould (K)
1994	Kevin Butler (K)	2005	Ruben Brown (G)	2016	Pernell McPhee (LB)



## BEARS HEAD COACHES

	Seasons	Overall	Regular	Postseason
		W-L-T	W-L-T	W-L
George Halas	1920-29; 33-42; 46-55; 58-67	324-151-31	318-148-31	6-3
Ralph Jones	1930-32	24-10-7	24-10-7	None
"Hunk" Anderson / Luke Johnsos	1942-45	24-12-2	23-11-2	1-1
John "Paddy" Driscoll	1956-57	14-10-1	14-9-1	0-1
Jim Dooley	1968-71	20-36-0	20-36-0	None
Abe Gibron	1972-74	11-30-1	11-30-1	None
Jack Pardee	1975-77	20-23-0	20-22-0	0-1
Neill Armstrong	1978-81	30-35-0	30-34-0	0-1
Mike Ditka	1982-92	112-68-0	106-62-0	6-6
Dave Wannstedt	1993-98	41-57-0	40-56-0	1-1
Dick Jauron	1999-2003	35-46-0	35-45-0	0-1
Lovie Smith	2004-12	84-66-0	81-63-0	3-3
Marc Trestman	2013-14	13-19-0	13-19-0	None
John Fox	2015-Present	9-23-0	9-23-0	None

## BEARS TEAM CAPTAINS

Since 2007, at the recommendation of the NFL's six-member player advisory council, NFL teams could name up to six season-long captains. Captains are designated with a square patch with the letter "C" and four gold stars across the bottom. A player receives a gold star for each year he is a team captain. Teams are allowed to determine how they want to select their captains, some opting for weekly captains which do not wear the "C" patch, while others elect up to six. In 2014 the Bears opted to name captains on a weekly basis therefore no Bears player wore the captain's "C" patch.

### CHICAGO BEARS CAPTAINS (Since 2007)

Year	Offense		Defense		Special Teams
	2007	O. Kreutz	M. Muhammad	B. Urlacher	M. Brown*
2008	O. Kreutz	K. Orton	B. Urlacher	M. Brown	P. Mannelly
2009	O. Kreutz	J. Cutler	B. Urlacher^	A. Ogunleye#	P. Mannelly
2010	O. Kreutz	J. Cutler	B. Urlacher	J. Peppers	P. Mannelly
2011	R. Garza	J. Cutler	B. Urlacher	J. Peppers	P. Mannelly%
2012	R. Garza	J. Cutler	B. Urlacher	J. Peppers	P. Mannelly
2013	R. Garza	J. Cutler	L. Briggs	J. Peppers	P. Mannelly
2014	Team named weekly captains				
2015	M. Forte	J. Cutler	P. McPhee	A. Rolle	R. Gould
2016	A. Jeffery	J. Cutler	P. McPhee	D. Trevathan	S. McManis

\* Adewale Ogunleye was named captain after Mike Brown was placed on IR in Week 2 (2007)

^ Lance Briggs was named captain after Brian Urlacher was placed on IR in Week 2 (2009)

# Alex Brown was named captain after Adewale Ogunleye was placed on IR in Week 16 (2009)

% Corey Graham was named captain after Patrick Mannelly was placed on IR in Week 11 (2011)

## INTERNATIONAL GAMES

The Bears were participants in the NFL's first overseas game when they met the Dallas Cowboys in London in 1986. Since that contest, the American Bowl has expanded to many international sites including Tokyo, Barcelona, Montreal, Sydney and Mexico City. The Bears made a second trip to London in 2011.

Aug. 15, 1960	Bears 16	Giants 7	Varsity Stadium	Toronto, CANADA
Aug. 5, 1961	Bears 34	Montreal Alouettes 16	Molson Stadium	Montreal, CANADA
Aug. 3, 1986	Bears 17	Cowboys 3	Wembley Stadium	London, ENGLAND
Aug. 14, 1988	Bears 21	Vikings 28	Ullevi Stadium	Gothenburg, SWEDEN
Aug. 3, 1991	Bears 7	49ers 21	Olympic Stadium	Berlin, GERMANY
July 27, 1997	Bears 17	Steelers 30	Croke Park	Dublin, IRELAND
Nov. 7, 2010	Bears 22	Bills 19	Rogers Centre	Toronto, CANADA
Oct. 23, 2011	Bears 24	Buccaneers 18	Wembley Stadium	London, ENGLAND





## ROOKIE STARTERS THROUGH THE YEARS

Eight rookies made contributions on the field as starters in 2016, teaming to start 66 games, the most in the past 20 years.

The following is a breakdown of the past 20 years of rookie starts for the Bears:

- 2016 (66): Cody Whitehair (16), Howard (13), Floyd (12), LeBlanc (9), Kwiatkoski (7), Bush (6), Braunecker (2), Bullard (1)
- 2015 (58): Adrian Amos (16), Jonathan Anderson (3), Bryce Callahan (3), Eddie Goldman (12), Hroniss Grasu (8), Harold Jones-Quartey (4), Jeremy Langford (2), Khari Lee (7), John Timu (3)
- 2014 (45): Kyle Fuller (14), Ryan Groy (3), Christian Jones (5), Charles Leno (1), Michael Ola (12), Will Sutton (5), Brock Vereen (5)
- 2013 (46): Kyle Long (16), Jordan Mills (16), Jonathan Bostic (9), Khaseem Greene (4), David Bass (1)
- 2012 (14): James Brown (3), Alshon Jeffery (6), Evan Rodriguez (5)
- 2011 (12): Gabe Carimi (2), Chris Conte (9), Dane Sanzenbacher (1)
- 2010 (12): J'Marcus Webb (12)
- 2009 (13): Al Afalava (13)
- 2008 (16): Matt Forté (16)
- 2007 (14): Trumaine McBride (9), Greg Olson (4), Kevin Payne (1)
- 2006 (15): Mark Anderson (1), Danieal Manning (14)
- 2005 (36): Cedric Benson (1), Mark Bradley (4), Chris Harris (13), Brandon McGowan (3), Kyle Orton (15)
- 2004 (30): Bernard Berrian (1), Tommie Harris (16), Tank Johnson (1), Craig Krenzel (5), Nathan Vasher (7)
- 2003 (37): Lance Briggs (13), Brock Forsey (1), Justin Gage (3), Rex Grossman (3), Joe Odom (3), Charles Tillman (13), Bobby Wade (1)
- 2002 (20): Alex Brown (9), Marc Colombo (5), John Gilmore (4), Roosevelt Williams (2)
- 2001 (15): David Terrell (5), Anthony Thomas (10)
- 2000 (37): Mike Brown (16), Dustin Lyman (7), Brian Urlacher (14)
- 1999 (29): Jerry Azumah (2), D'Wayne Bates (1), Marty Booker (4), Russell Davis (8), Warrick Holdman (5), Cade McNown (6), Khari Samuel (1), Rex Tucker (1), Jerry Wisne (1)
- 1998 (35): Curtis Enis (1), Olin Kreutz (1), Alonzo Mayes (16), Moses Moreno (1), Tony Parrish (16)
- 1997 (8): John Allred (4), Darnell Autry (3), Van Hines (1)

## OPENING DAY ROOKIE STARTERS

On Sunday, September 21, 1975, running back Walter Payton and six fellow rookies (DE Mike Hartenstine, DT Roger Stillwell, FS Doug Plank, TE Greg Latta, LG Noah Jackson, RT Jeff Sevy) took to Soldier Field's artificial turf to face the Baltimore Colts; the young Bears lost 35-7. The seven rookie Bears starting on Opening Day is the most in the past 36 seasons, followed by four in 1983 (T Jim Covert, G Rob Fada, WR Willie Gault and CB Mike Richardson) and two on five occasions (1989, CB Donnell Woolford and DE Trace Armstrong; 1991, T Stan Thomas and WR Anthony Morgan; 1998, FS Tony Parrish and TE Alonzo Mayes; 2013, G Kyle Long and T Jordan Mills; 2016, C Cody Whitehair and OLB Leonard Floyd). In 18 of the previous 39 seasons, no rookies have started on opening day. Floyd and Whitehair are the second and third rookies to start on opening day under GM Ryan Pace, joining Adrian Amos who started at safety in 2015.



## BEARS ROOKIE QB PERFORMANCES (in First NFL start, 1965-2011)

Quarterback	Date/Opponent	Result	Comp-Att-Yds (%)	TD-INT	Rating
Kyle Orton	9/11/2005 at WAS	L, 9-7	15-28-141 (53.5)	0-1	52.8
Craig Krenzel	10/31/2004 vs. SF	W, 23-13	13-25-168 (52.0)	1-1	70.1
Rex Grossman	12/14/2003 vs. MIN	W, 13-10	13-30-157 (43.3)	0-0	60.0
Cade McNown	10/17/1999 vs. PHI	L, 16-20	17-33-255 (51.5)	1-2	62.1
Moses Moreno	11/29/1998 vs. TB	L, 17-31	18-41-153 (43.9)	1-0	62.3
Will Furrer	12/27/1992 at DAL	L, 14-27	9-23-89 (39.1)	0-3	11.2
Jim McMahon	11/21/1982 vs. DET	W, 20-17	16-27-233 (59.3)	2-3	72.5
Bob Avellini	11/30/1975 at GB	L, 7-28	9-25-109 (36.0)	0-3	10.7
Gary Huff	12/2/1973 vs. LARams	L, 0-26	9-19-99 (47.4)	0-0	58.9
Bobby Douglass	10/19/1969 at DET	L, 7-13	4-9-41 (44.4)	1-0	95.1

## BEAR DOWN, CHICAGO BEARS

The Chicago Bears team fight song, "Bear Down, Chicago Bears," was introduced in 1941 by composer Al Hoffman under the pseudonym Jerry Downs. In a long-lasting and varied musical career, Hoffman earned immortality for writing words and music to "If I Knew You Were Coming I'd Have Baked a Cake" and "Mairzy Doats" among others.

Hoffman had little apparent connection to Chicago. He was born in Minsk, Russia in 1902. He grew up in Seattle after emigrating there with his family in 1908 and he moved to New York in the 1920s before starting a career as a music composer. Besides the aforementioned songs, he also wrote songs for Disney's original "Cinderella" cartoon, including "Bibbidi-Bobbidi-Boo," "A Dream Is A Wish Your Heart Makes," "The Work Song" and "So This Is Love."

The lyrics to "Bear Down, Chicago Bears":

***Bear down, Chicago Bears, make every play clear the way to victory;***

***Bear down, Chicago Bears, put up a fight with a might so fearlessly.***

***We'll never forget the way you thrilled the nation, with your T-formation.***

***Bear down, Chicago Bears, and let them know why you're wearing the crown.***

***You're the pride and joy of Illinois, Chicago Bears, bear down.***



# ADDITIONAL INFORMATION



Bears President & CEO Ted Phillips led the franchise to one of the team's greatest off-field achievements with the construction of the Lakefront Improvement Plan which included the new football stadium within the confines of historic Soldier Field. The Bears are entering their 14th season in the new stadium, playing the inaugural campaign in 2003. The aggressive construction schedule lasted just 20 months—from the Bears last home game of the 2001 season (vs. PHI, Jan. 19, 2002) until re-opening against Green Bay on Sept. 29, 2003. The project earned many honors for design excellence and was named Midwest Construction magazine's overall Project of the Year in 2003.

- November, 2000—Bears President and CEO Ted Phillips and his team of experts answer questions and concerns of the Illinois General Assembly at the State Capitol. After three days of gathering support, the Illinois House and Senate passed Bill 1284 on Nov. 30, 2000, authorizing the Illinois Sports Facilities Authority to issue approximately \$406 million in bonds to help finance the \$630 million project. The debt service on the bonds were paid from the surplus and projected growth of the existing two percent Chicago local hotel tax plus a local distributive tax and state hotel tax subsidy. The remaining \$200 million was contributed by the Chicago Bears, including a \$100 million loan from the National Football League.
- Nov. 15, 2000—The City of Chicago's Lakefront Improvement Plan was announced publicly by Mayor Richard M. Daley. The project replaced parking lots with 17 acres of new parkland, built an underground parking structure to serve the Museum Campus and Soldier Field, created easier access to the Museum Campus and added other amenities giving Chicagoans and tourists the ability to enjoy the lakefront year-round.
- Jan. 5, 2001—Governor George Ryan signed House Bill 1284, designed to help fund a new stadium and enhance Chicago's lakefront.

The following is a number of facts concerning different elements of the Soldier Field project and the Lakefront Initiative:

#### **LAKEFRONT IMPROVEMENTS**

The project created approximately 17 acres of additional waterfront parkland for public enjoyment. This green space was programmed for year-round public uses such as a sledding hill, winter garden, a terraced park, an area for outdoor museum exhibits and other features.

The year-round parking facility created 2,500 new underground parking spaces immediately adjacent to the Field Museum and Shedd Aquarium and 3,100 outdoor spaces between the stadium and McCormick Place to ensure Chicago's great tailgating tradition continues.

#### **SOLDIER FIELD IMPROVEMENTS**

The stadium features increased sideline seating from 40% of seats to over 60%, an increased number of new and improved restrooms (over 1,000 restroom fixtures) plus more variety and access at over 350 concession points of sale, three-level United Club lounge, a Bears Ring of Honor throughout the mezzanine level, a Bears Den gallery depicting historical events from Soldier Field's past and a bas-relief of George Halas.

Above and beyond the Bears games, Soldier Field is capable of hosting an increasing number of athletic events, prime concerts, and large civic, cultural and educational gatherings. The unique design allows for easy stage setup and takedown, along with a field that can accommodate international soccer events.



#### FUNDING THE LAKEFRONT IMPROVEMENT PLAN

The Bears made a \$224 million contribution to this project, pay annual rent of \$5.7 million and accepted the cost overrun risks on the project. The entire cost of the Lakefront Project (\$630 million) was raised without asking for taxpayers' money. The plan was supported through a local City of Chicago hotel tax. There was no extension or increase of any taxes and the hotel tax was principally paid by visitors and tourists.


#### PRESERVING HISTORY

The historic colonnades and historic South Wall remained untouched as the new stadium was built within the existing exterior of Soldier Field. The Memorial Water Wall honors all soldiers who have served in the United States Armed Forces. The Wall serves as an educational piece for families and visitors of the museum campus. A Doughboy statue was erected at the entrance of Gate O and the south concourse features a Medal of Honor tribute.



The Chicago Bears would like to thank our Hall of Fame Partners for their efforts toward making the fan experience exciting for all:





Following 31 seasons of football along the shores of Lake Michigan (pictured, left), the Bears took a brief one-year hiatus from Soldier Field in 2002, playing home games at Memorial Stadium in Champaign so construction of the new Soldier Field (right) could be completed. The first game in the new stadium was Sept. 29, 2003 against division rival Green Bay. The Bears first season at the old venue was in 1971 after spending 50 seasons at Wrigley Field. Soldier Field was opened in 1924 as a 45,000-seat Municipal Grant Park Stadium. The first football game played on its field was November 22, 1924, as a capacity crowd watched Notre Dame edge Northwestern, 13-6.

It hosted the first boxing event which drew a gate of over \$2.5 million (Dempsey-Tunney, 1927), the first ski meet held in a stadium, and the all-time largest football crowd (123,000). The largest crowd for any event in Soldier Field was 260,000 on Sept. 8, 1954, for the Catholic Church's Marian Year Tribute.

The 100,000-seat stadium was dedicated November 27, 1926, with Army battling Navy to a 21-21 tie. The all-time collegiate attendance record of 123,000-plus was established Nov. 26, 1927 as Notre Dame beat Southern Cal 7-6. In the first professional game at the then-mammoth stadium, the Bears defeated the Chicago Cardinals 10-0 on November 11, 1926.

Plans for the stadium started in 1919 as a memorial to the soldiers of WWI. Soldier Field stood on 10,000 pile foundations driving an average depth of 62.5 feet through fill that replaced the lake waters. The new stadium continues to be owned, maintained and operated by the Chicago Park District.

Other stadium notes since the Bears moved to Soldier Field:

- 1971 – September 19, Chicago defeats the Pittsburgh Steelers 17-15 before capacity crowd of 55,701 in the Bears' first game since moving from Wrigley.
- 1979 – The stadium undergoes major reconstruction and renovation prior to the season including new lighting, playing surface, and locker rooms; rebuilding of seating area (new chairbacks, armrests, seats); and improvement of sightlines.
- 1982 – Additional rebuilding of seating areas was completed as well as new concourses with more restrooms and concession areas. A new press box, 60 deluxe skyboxes, and a new scoreboard were also built. Capacity is increased to 66,030.
- 1988 – Surface was changed from artificial turf to natural grass, and 56 skyboxes were added along south rim (increasing the total to 116). Capacity is increased to 66,946.
- 1992 – Four seats are added increasing the capacity to 66,950.
- 1994 – The Park District spends millions to refurbish the stadium for the World Cup soccer tournament. Capacity is reduced by six to 66,944.
- 2000 – Mayor Daley announces Lakefront Redevelopment Project (11/15).
- 2001 – Project receives state and city approval.
- 2002 – Demolition begins on stadium immediately following playoff game (1/19).
- 2003 – Bears return to Soldier Field with Monday night re-opening on September 29 against Green Bay. Capacity is set at 61,500, over 5,000 fewer seats than the old stadium and the second smallest venue in the NFL.

Located on the west side of the stadium on the street-level main concourse, the bas-relief sculpture marks the gateway for a stadium visitor's trip through the history of the Chicago Bears.

*Pure and simple, he loved this game that was as uncluttered and uncompromising as he was. Its requirements were courage, endurance, self-discipline and a competitive spirit. These were his prerequisites, too.*

*His teams played the game the same way he did—often, aggressive and smart.*

*Often graced by a running back of exceptional ability, the Bears were always marked by a punishing defense that never stopped coming at you.*

*George Halas was a founder of the NFL and a pioneer of the Chicago Bears. His devotion to both over the decades helped them grow to prominence.*

*We will always remember his energy, his joy in competing, and his passion for his beloved Bears and Bear fans.*

#### -bas-relief inscription

The bas-relief is a time-line describing George Halas' contribution to the world of football and the history of the Chicago Bears.

Hall of Famers date back from the 1920's when George Halas founded the Chicago Bears, and represent different decades of team history.

The tremendous energy and influence of the two large George Halas reliefs tells the story and balances all of the action. George S. Halas is without doubt the overriding presence in the sculpture.

The laser-etched imagery shows the team in the 1920's - also Halas and his team celebrating a 1940's win against the Washington Redskins, fan images from Wrigley Field, a photo of Halas with George Jr. and Paddy Driscoll, and a fan grouping from the 1980's. Integrated in the composition is the famous "T" formation that George Halas invented.



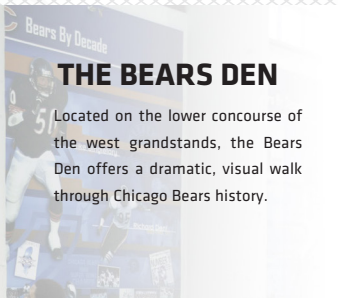
## TRIBUTE TO GEORGE S. HALAS AND THE LEGACY OF THE CHICAGO BEARS

Sculpted by Julie Rotblatt-Amrany

Timeless Creations, Inc. in conjunction with Portraits/Chicago Inc.

- Specs: 26 1/2 feet high x 15 3/8 feet wide
- Approx. 11,500 pounds
- White bronze on black absolute granite with laser-etched imagery
- George Halas = 8 feet high

- Bust of George Halas = 6 feet high
- Eight Hall of Fame players range 3 - 6 feet high
- Players are: Mike Singletary, Walter Payton, Dick Butkus, Gale Sayers, Bill George, Sid Luckman, Bronko Nagurski and Red Grange



### THE BEARS DEN

Located on the lower concourse of the west grandstands, the Bears Den offers a dramatic, visual walk through Chicago Bears history.

### THE DOUGHBOY STATUE

Just inside Gate O in the Grand Concourse stands the restored Doughboy Statue. Originally installed in Chicago's Garfield Park in the early 1930s, four decades later it was damaged, debased, but not forgotten. Chicago sculpture conservator Andrzej Dajnowski meticulously recast the missing parts and refurbished the entire statue and base to its original condition and it joins the other memorials to the American fighting men and women at Soldier Field.



Chicago Bears Hall of Fame greats are honored on the mezzanine level Ring of Honor. The 27 Chicago Bears enshrined in the Pro Football Hall of Fame in Canton, Ohio, are the most of any team in the NFL.



### THE MEMORIAL WATER WALL

The Memorial Water Wall, a 280-foot long wall of polished green granite with eight medallions honoring the different branches of the armed services, flanks the walkway that leads into the north entrance of the stadium. A veil of water continuously flows over the sculptured memorial.







### What time do the parking facilities and stadium gates open?

Parking facilities surrounding the stadium open four hours prior to kickoff. Gates open two hours before kickoff.

### Where is Will Call located?

Outside Gate 10 at the southeast corner of the stadium.

### WALKING DIRECTIONS FROM PRESS BOX TO LOCKER ROOM

Take elevator to concourse level. Take left out of elevator and through Field Access door. Take a right at the bottom of steps and follow corridor to west side of the stadium. From field, exit stadium at North

west entrance. Turn left into interior corridor.

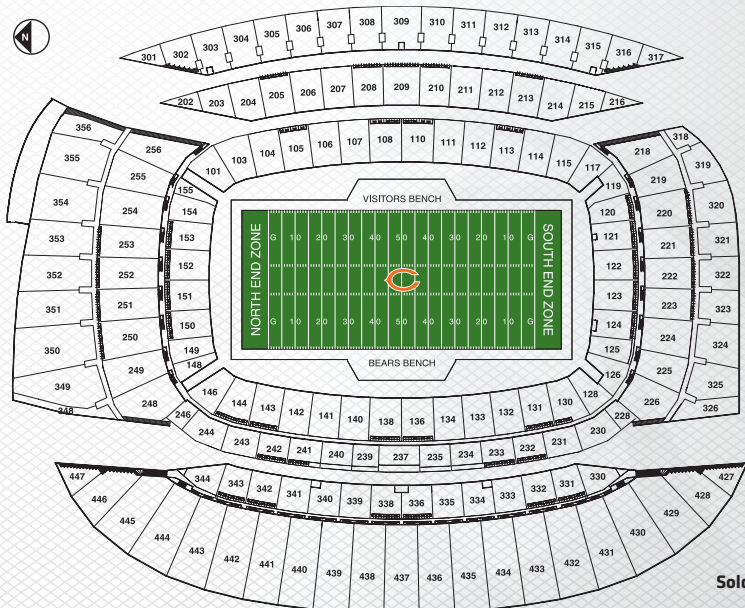
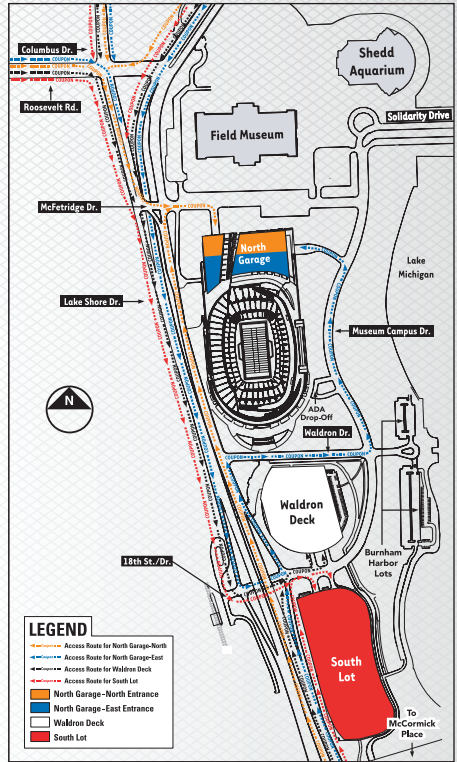
Postgame interview room is fourth room on left.

Locker room is first door on the left.

Visiting locker room is at the northeast corner of the stadium.

### WALKING DIRECTIONS FROM PRESS BOX TO STADIUM EXIT

Take elevator to concourse level. Exit through Press Entrance at Gate 14.



ADDITIONAL INFO

**Soldier Field  
2017**



The Chicago Bears moved into Halas Hall at Conway Park on March 3, 1997. The 38-acre complex is located in Lake Forest off of Route 60 just east of the Tri-State Tollway, approximately four miles from the former Halas Hall. The building is dedicated to Bears' founder, president and coach George Halas. The original Halas Hall, on the Lake Forest College campus, was dedicated by coach Halas in the name of his son, Mugs, in 1979.

The complex underwent a construction project following the 2012 season to expand and upgrade the Bears headquarters to enhance the football and business operations while providing new opportunities and experiences for fans.

The upgrade increased the 100,000-square facility with an additional 43,500-square feet of working space to accompany 2 1/2 outdoor practice fields, surrounded by a jogging path. One of the two 100-yard outdoor fields is equipped with 14 miles of underground heating tubes, enabling the grass to remain soft and growing into early winter, as well as five miles of drain tubing that can capture and disperse nine inches of rainfall per hour and 2.5 miles of cooling pipes for the grass roots.

The construction of 2013 expanded the weight room from 7,000 to 8,500-square feet and features new lighting. The locker room was upgraded with additional and reconfigured lockers and new carpeting. Existing and newly-created meeting rooms feature enhanced technology.

A state-of-the-art event center includes a 4,000-square foot broadcast studio and conference center that can host as many as 200 people for both events and original programming. The two-level entryway to the event center features interactive digital displays, video monitors and memorabilia, including some never-before featured pieces of Bears history such as the 1963 NFL championship trophy. A new press conference room and a relocated media courtyard was also added along with increased work space for media members.

## ED McCASKEY MEMORIAL GARDEN AND THE WALTER PAYTON CENTER

The team's indoor practice facility, the Walter Payton Center, was renovated during the summer of 2005 while construction of the Ed McCaskey Memorial Garden was completed in June, 2005.

The Walter Payton Center is a rigid structure, opposed to the inflated "bubble" the team used from 1990-96, and includes a full 100-yard field. The structure is 85 feet high, 200 feet wide and 400 feet long. The renovation included removal of the existing fabric roof and cladding on the outside of the building, replacement of the end walls and installation of a new, state-of-the-art synthetic turf and two-lane running track. A new heating and de-humidification system was also installed.

Located south of Halas Hall, the Ed McCaskey Memorial Garden is a beautifully landscaped, clover-leaf-shaped garden bordered by a 30" stone seat wall and piers. A winding gravel road from Halas Hall leads to the opening of the garden where a variety of trees, shrubs and perennials have been planted.



Walter Payton Center (interior)



Ed McCaskey Memorial Garden



Halas Hall includes a state-of-the-art broadcast studio and joining conference center allowing the team to bring in studio audiences for live programming.

The previous Halas Hall on the campus of Lake Forest College had 32,000 square feet of space, while the new building has over 143,500. In fact, the entire former Halas Hall would fit into the basement of the new building. Furthermore, the old locker room was 1,400 square feet, while the new one is about 3,000, features new lighting and has 75 lockers and four natural light wells. The weight room is now almost five times the size of the 1,800-square foot workout area at the old building. The glass wall on the east side of the weight room is 28 feet high, perfect for viewing the white-tailed deer on their evening romps across the complex grounds. A two-lane lap pool is behind the weight room and its sixty-foot lanes have built-in resistance currents. The training room is over five times the size of its predecessor and boasts a doctor's office, x-ray facility, medical records storeroom, casting room, whirlpool, cold-dip plunge, steam room and sauna. The football needs are met with eight classrooms, two large meeting rooms/classrooms and a 150-seat auditorium capable of hosting seminars and press conferences.

The Bears also added a practice viewing suite on the second level of Halas Hall. The 40-person suite overlooks the team's practice fields and features many of the amenities of game suites at Soldier Field. A new kitchen and dining facility, including an outdoor patio was also added. The dining room has the ability to hold up to 100 people. Additional conference room and staff offices were also added throughout Halas Hall.

The Bears headquarters also has a new entry into the main lobby and 105 additional parking spaces. The architectural style is consistent with that of the original building. A main focal point is the entry point to the main lobby, featuring the classic Bears "C" on an impressive portico.

## HISTORY OF CHICAGO BEARS HEADQUARTERS

4356 West Washington Boulevard .....	Chicago .....	1923-1926
111 West Washington Boulevard, Room 401 .....	Chicago .....	1926-1930
111 West Washington Boulevard, Room 423 .....	Chicago .....	1930-1934
37 South Wabash Avenue .....	Chicago .....	1934-1947
233 West Madison Street .....	Chicago .....	April 28, 1947-1961
173 West Madison Street .....	Chicago .....	Feb. 1, 1961-1976
55 East Jackson Boulevard .....	Chicago .....	Feb. 1, 1976-1985^
250 North Washington Road .....	Lake Forest .....	1979-1997^
1920 Football Drive* .....	Lake Forest .....	March 3, 1997-Present

\*Originally 1000 Football Drive until changed in 2011 to 1920 Football Drive to reflect the franchises' founding year (1920). ^There were a few years of overlap between the two buildings, with staff in both locations.

## DIRECTIONS TO HALAS HALL

**FROM THE LOOP** – Take 90/94 (Kennedy Expressway) west to 94 north (Edens Expressway). Continue on 94 (the "spur"), which becomes the Tri-state Tollway. Exit at Town Line Road (IL Route 60) and turn right (east). Take a left at the first light, which is Field Drive. (The next light is Field Court; you can also make a left there and proceed around its bend until it merges with Field Drive). Drive about 1.2 miles north along Field Drive. Turn gently right onto Football Drive (the last road on your right) and proceed to the entry gate.

**FROM O'HARE AIRPORT** – Take 294 (the Tri-state Tollway) north. Exit at Town Line Road (IL Route 60), turn right (east), and proceed as directed with underlined text, above.



- Staley performs at over 300 events throughout the Chicagoland area each year. These include both paid appearances and community outreach-based events.
- Staley's appearance range is generally an 80-mile radius of Chicago, but exceptions can be made on an individual basis.
- Staley has performed both private and public appearances throughout the United States and abroad, including Super Bowls, Pro Bowls, Hong Kong's Chinese New Year Parade, London Kwajalein Atoll and Guam.

### **GENERAL APPEARANCES:**

- Birthday Parties
- Charity Events
- Special Events (Parades, Corporate Functions, Grand Openings, Weddings, Bar Mitzvahs, etc.)
- Staley's Dance Express
- Mascot Training and Clinics

### **SCHOOL SHOWS:**

#### **BEAR DOWN ON BULLIES**

The "Bear Down on Bullies" assembly discusses 5 types of bullies (big-mouth bully, hands-on bully, butt-out bully, cyber-bully, all-around bully), and proper ways for your students to deal with bullying. Staley shares his own experiences with his very own bully, Fluffy. A strong emphasis is placed on a team concept approach to school, and how your students can help foster a positive learning environment. Additionally, each school will receive a player-autographed "Bear Down on Bullies" banner to display.

#### **FIRST AND GOAL SHOW: HOW TO SCORE A TOUCHDOWN FOR A HEALTHY LIFE**

The Chicago Bears are proud to present the most informative, hands-on, educational health and wellness assembly in the NFL! First and Goal was created by Staley to educate today's youth about the benefits of living a healthy life. Staley and his MC will jumpstart your child's desire to begin living a smarter and healthier life by combining education, comedy and super-cool prizes into this high-energy show!

#### **TALES TO TACKLE**

"Tales to Tackle" was created by Staley to promote his love and enthusiasm towards reading and learning. As a wrapup to the assembly, Staley is inviting all elementary-aged students to participate in an incentive-based 5-week program. In addition to earning bookmarks and a signed certificate, students who complete the program will have a chance to win an all-school assembly and visit by a current player!

#### **ALL SCHOOL PEP RALLIES**

Motivating students to excel in their studies can sometimes prove challenging. Staley has developed an assortment of assemblies designed to encourage students to give it their best. Staley will also work with school administrators to develop an interactive, high-energy, 45-minute show customized toward your school's specific needs. Assembly topics include: Staley's Back To School "Kick Off", PARCC/state test prep, and general field day/school picnic appearances.

### **EVENTS**

#### **Run with Staley**

A one-mile children's race, held annually at Bears Training Camp in Bourbonnais, IL, on the campus of Olivet Nazarene University. Race participants receive a t-shirt and medal of participation. They are also treated to lunch, and a Staley assembly upon completion of the race. A 100-yard dash is provided for younger race participants.

## **STALEY da BEAR**

**DRAFTED:** 1st Round, Chicago Bears, 8/6/03

**ABOUT STALEY:** Staley is responsible for entertaining Bears fans young and old. Staley loves to "bust-a-move", and shake what his mama gave him. He is highly skilled with a fishing pole, enjoys playing the drums, and exercising regularly. Staley is best friends with Pooh, Smokey, and Yogi. His former girlfriends include Britney Sbears, Christina Aguibeara, Bearoncé, and most recently Megan Bear-trainer.

For further booking information visit [ChicagoBears.com/Staley](http://ChicagoBears.com/Staley) or call 847-615-9600

Twitter: @TheRealStaley FB: Facebook.com/StaleyDaBear



The Bears summer training camp home is Olivet Nazarene University in Bourbonnais, Ill., located approximately 60 miles south of Chicago. The Bears have held training camp at ONU each year since 2002, following 18 years at the University of Wisconsin-Platteville. ONU's campus provides the Bears with four practice fields, air-conditioned locker rooms and dining facility, a weight room, meeting rooms, dorms for players and staff.

<p><b>INFO:</b> General Camp: 815/928-5821                  Media Relations: 815/928-5868                  Administration: 815/928-5822                  PR Fax: 815/928-5498</p>	<p>Chicago Bears                  c/o Olivet Nazarene                  One University Avenue                  Bourbonnais, Ill. 60914</p>
---	---

**DATES:** Practices begin Thursday, July 27. The Bears will be in Bourbonnais through Monday, August 14, with the exception for Family Fest practice at Soldier Field, August 5.

**PRACTICES:** Practice times are subject to change, but tentatively begin around 11 a.m. Each practice is approximately two and a half hours long on the Olivet Nazarene campus and are open to the public free of charge.

**MEDIA:** Credentials are required to cover practices and press conferences. They can be obtained in the Tigers Den located in the Leslie Parrott Convocation Athletic Center. The media work room, equipped with phones, is also located in the Tigers Den.

**TRAINING CAMP HISTORY:**

<p>2002 Olivet Nazarene University, Bourbonnais, Ill.                  1984-2001 University of Wisconsin-Platteville, Wis.                  1975-83 Lake Forest College, Lake Forest, Ill.                  1944-74 St. Joseph's College, Rensselaer, Ind.                  1935-43 St. John's Military Academy, Delafield, Wis.</p>	<p>1934 Lane Tech High School, Chicago, Ill.                  1933 University of Notre Dame, South Bend, Ind.                  1932 Logan Square Ballpark, Chicago, Ill.                  1931 Loyola (IL) University, Chicago, Ill.                  1930 Mills Stadium, Chicago, Ill.</p>
--	---

**DIRECTIONS TO BOURBONNAIS FROM CHICAGO:** (approximately 60 miles)

- Take I-90/94 South to I-57. Take I-57 South to Bradley/Bourbonnais Exit 315. Follow the exit ramp as it curves to the right onto Rt. 50 South. Turn right onto Armour Road. At the second traffic light, turn left onto Convent St., which is also Rt. 45/52. There is also a Speedway gas station on corner. Follow the curves past the side entrance to campus on the left and continue to the main entrance that is lined with 10 flags.

**DIRECTIONS FROM LAKE FOREST:**

- Take the Tri-State Tollway South/East (I-294) to 159th Street. Proceed two miles to I-57 South. Take I-57 South for 30 miles to Bradley/Bourbonnais Exit 315. Proceed as directed above.

**ABOUT OLIVET NAZARENE:**

Founded in 1907, Olivet Nazarene University is a private, Christian, liberal arts university -- a service of the Church of the Nazarene, theologically grounded in the Wesleyan tradition. Of the 20,000 Olivet alumni across the country and around the world, approximately 6,000 live in Northeast Illinois and Northwest Indiana. About 3,300 students (1,900 undergraduates) from 40 states and 15 countries attend the University. ONU fields 18 intercollegiate athletic teams for men and women. The Tigers are members of the National Association of Intercollegiate Athletics (NAIA, Division I), National Christian College Athletic Association (NCCAA, Division I) and Chicagoland Collegiate Athletic Conference (CCAC).



**CREDENTIALS:** Media representatives who have not been issued season press credentials should request single-game credentials online through [www.ChicagoBears.com/media](http://www.ChicagoBears.com/media). All credential requests must be made by a news outlet's sports director or editor no later than Monday the week of the game. Credentials will be left at the PRESS WILL CALL window located outside of Gate 10 on the southeast side of Soldier Field. PRESS WILL CALL opens 3 hours before kickoff. Press entry into Soldier Field is located at Gate 14 on the southeast side of the stadium. The press elevator is located across the concourse. Guests are NOT permitted in the press box and credentials are limited to working press only. For additional questions please email Meghan Bower at [meghan.bower@bears.nfl.net](mailto:meghan.bower@bears.nfl.net).

**PRESS BOX/PRESS GATE:** The 200-seat press box is located on Suite Level A in the southeast corner of the stadium. Entrance to the Press Box is at Gate 14 and is only accessible to persons holding a working press credential.

**PHOTOGRAPHERS:** Sideline credentials for field photographers are issued by the Bears media relations department. Freelance photographers who are not on specific assignment by a recognized sports or news publication will not be credentialed due to space limitations. Sideline credentials must be reserved by Monday before the game and can be picked up at PRESS WILL CALL.

**PARKING:** Media parking is limited at Soldier Field. Please provide shipping information, a FedEx number and, if available, parking will be sent for no later than a Friday arrival.

**SATELLITE TRUCK PARKING:** Television stations seeking parking for satellite trucks on the day of Bears games should contact Bill Shaw, Director of Operations Soldier Field at [bshaw@soldierfield.net](mailto:bshaw@soldierfield.net).

**TELEPHONES:** To order phone lines in the Soldier Field Press Box fax: SMG at 312-235-7030.

**TO SOLDIER FIELD FROM O'HARE AIRPORT:** Take Kennedy Expressway (I-90) to Congress Street. Exit east (left) to Columbus Drive. Go south (right) on Columbus until it feeds into Lake Shore Drive South. Soldier Field will be on the left. Entrance to parking is at south end of field (Waldron Drive).

**BEARS MEDIA RELATIONS TELEPHONE NUMBERS:**

Office: (847) 295-6600	Office Phone	E-mail
Brandon Faber, Vice President of Communications	847-739-5224	<a href="mailto:Brandon.Faber@Bears.NFL.net">Brandon.Faber@Bears.NFL.net</a>
Adam Widman, Director of Media Relations	847-739-5221	<a href="mailto:Adam.Widman@Bears.NFL.net">Adam.Widman@Bears.NFL.net</a>
Jared Ellerson, Media Relations Coordinator	847-739-5427	<a href="mailto:Jared.Ellerson@Bears.NFL.net">Jared.Ellerson@Bears.NFL.net</a>
Aaron Clark, Media Relations Assistant	847-739-5493	<a href="mailto:Aaron.Clark@Bears.NFL.net">Aaron.Clark@Bears.NFL.net</a>
Meghan Bower, Public Relations Specialist	847-739-5230	<a href="mailto:Meghan.Bower@Bears.NFL.net">Meghan.Bower@Bears.NFL.net</a>
Ben Schmitz, Seasonal Assistant	847-739-5242	<a href="mailto:Ben.Schmitz@Bears.NFL.net">Ben.Schmitz@Bears.NFL.net</a>

**BEARS 2017 ROAD HEADQUARTERS**

Arizona (preseason)	The Canby	602-468-0700
Tennessee (preseason)	Loews Vanderbilt Hotel	615-320-1700
Tampa Bay	Hilton St. Petersburg Carillon Park	727-540-0050
Green Bay	Radisson Paper Valley Hotel	920-733-8000
Baltimore	The Westin Baltimore Washington Airport	443-577-2300
New Orleans	Le Meridien	504-525-9444
Philadelphia	Sofitel	215-569-8300
Cincinnati	Marriott Cincinnati Airport	859-586-0166
Detroit	The Henry	313-441-2000
Minnesota	Radisson Blu	612-339-4900



## WBBM 780-AM and 105.9-FM

For the 17th consecutive season Chicago Bears broadcasts will be heard on WBBM Newsradio 780 and 105.9 FM. Jeff Joniak enters his 17th season as the play-by-play voice of the Bears and 21st year as one of the hosts of the Bears pregame show which starts three hours prior to kickoff. Former Bear Tom Thayer, a 21-year Bears radio veteran, adds color commentary and insight. The postgame show from the locker room features exclusive analysis from head coach John Fox and key players from the game. Bears fans can also find special insight and analysis of the Bears at [www.CBSChicago.com/Bears](http://www.CBSChicago.com/Bears) and [ChicagoBears.com](http://ChicagoBears.com).

Jeff Joniak (left) is in his 17th season as play-by-play voice of the Bears while Tom Thayer is a 21-year Bears radio veteran.

The Bears radio staff earned 2007 and 2012 Peter Lisagor Awards and the *Associated Press* Award for "Best Sports Reporting" (for coverage of Super Bowl XLI), the Silver Dome Award for "Best Play-by-Play" in 2006 and a 2007 and 2012 regional RTNDA Edward R. Murrow Award for the Bears Radio pre-game feature "Joniak's Journal". Additionally, Joniak hosts "The Bears Coaches Show" radio program on WBBM with Bears head coach John Fox each Monday night during the season. On game days, Joniak and Bears analyst Tom Thayer co-host Bears-produced television shows, "Bears Game Day Live" and "Bears Game Night Live" for which the duo earned Chicago Midwest Emmy awards in 2009 and 2012.

program on WBBM with Bears head coach John Fox each Monday night during the season. On game days, Joniak and Bears analyst Tom Thayer co-host Bears-produced television shows, "Bears Game Day Live" and "Bears Game Night Live" for which the duo earned Chicago Midwest Emmy awards in 2009 and 2012.

**JEFF JONIAK:** One of the more energetic and exciting voices of the National Football League, Jeff Joniak enters his 17th season behind the microphone as the play-by-play voice of the Chicago Bears. Joniak's passion for the game and for the Bears is linked to a 32-year association with Chicago sports fans. Joniak has hosted Chicago Bears game day broadcasts since 1997 and serves as WBBM Newsradio 780 and 105.9 FM's director of sports operations while maintaining his afternoon drive-time sports anchor shifts. Throughout the year, Joniak serves as master of ceremonies for many different events related to his work with the Bears including the National Football Foundation Scholarship Awards ceremony, the Ed Block Courage Award ceremony, Lurie Children's Hospital annual fundraising event and the annual Bears Care Gala. Before tackling Halas Hall, Joniak co-hosted the gameday broadcasts for the Chicago Bulls during their championship years from 1991 to 1996. For the gripping coverage of the death of Walter Payton, Joniak and his staff won a prestigious Peter Lisagor Award. He also won two Lisagor awards for his coverage of the NFL Draft, AP awards for his sportscasts and Bears pre-game features.

**TOM THAYER:** Originally a Bears' fourth-round draft pick in 1983 after an All-America career at Notre Dame, Tom Thayer played for three seasons with the USFL's Chicago Blitz and Arizona Wranglers before joining the Bears. One of the team's strongest players, Thayer earned his starting role at right guard four games into the 1985 season and eventually compiled consecutive game and consecutive start streaks that led the Bears during the late 1980s. Thayer left the Bears in 1992 after a distinguished eight-year career at offensive guard. He retired in 1993 after one season with the Miami Dolphins. Before joining the Bears radio team in 1997, Thayer worked for two years as a Bears analyst on WFLD-TV's pro football programming. A former all-state lineman at Joliet Catholic High, Thayer resides in Chicago.

The Bears Radio Network consists of at least 28 stations across Illinois and the Midwest (as of June 1, 2017).

Market	Station	Frequency	Market	Station	Frequency
Chicago	WBBM-AM/WCFS-FM	780/105.9	Burlington, Iowa	KCP5-AM	1150
Aurora	WBIG-AM	1280	Cedar Rapids	WMT-AM	600
Bloomington Pontiac	WJBC-AM/FM	1230/93.7	Davenport, Iowa	KJOC-FM	93.5
Danville-Savoy	WYXY-FM	99.1	Des Moines	KPSZ-AM	940
Decatur	WDZ-AM	1050	Dubuque, Iowa	KIYX-FM	106.1
Galesburg	WLSR-FM	92.7	Marion, Ind.	WBAT-AM	1400
Gibson City	WGCV-FM	106.3	Peru, Ind.	WARU-AM/FM	1600/101.9
Carbondale Christopher	WXLT-FM	103.5	South Bend Niles, Mich.	WTRC-FM	1340
Kankakee	WVLI-FM	92.7	Warsaw, Ind.	WRSW-AM	1480
Peoria	WGLO-FM	95.5	Rensselaer, Ind.	WRIN-AM	1560
Rochelle	WRHL-AM	1060	-night games on WLQI-FM	97.7	
Springfield	WFMB-AM	1450	Rockford	WNATA-AM	1330
Virginia, Ill.	WVIL-FM	101.3	Vincennes, Ind.	WFML-FM	96.7
Watseka	WIVR-FM	101.7	Highland, Ill.	WQQW-AM	1510
				-daytime only	



## CHICAGO BEARS NETWORK

Original programming at the PNC Studio at Halas Hall

The Chicago Bears Network produces and distributes a broad range of television shows, radio shows and digital media originating from the PNC Studio at Halas Hall.



## PRESEASON TELEVISION

The Chicago Bears Network will produce three preseason games in 2017 airing locally on FOX 32 Chicago and throughout the Midwest on Chicago Bears Network affiliated stations.



Advocate Health Care

### Preseason Television Network

- WFLD - Chicago
- WIFR - Rockford
- WMBD - Peoria
- WRSP/WCCU - Champaign/Springfield
- KLJB - Quad Cities IL/IA
- WSBT - South Bend, IN
- KFXA - Cedar Rapids/Waterloo/Dubuque, IA

- KCWI - Des Moines, IA
- WTVW/WEHT - Evansville, IN
- WPBI - Lafayette, IN
- WTWO/WAWV - Terre Haute, IN
- WFFT - Fort Wayne, IN
- WIFS - Madison, WI

## DIGITAL MEDIA

### ChicagoBears.com

for the latest Bears news, exclusive photo galleries, live fan Q&A sessions, radio podcasts, live and on-demand videos:

- Press Conferences
- Highlights
- Inside The Bears

[ChicagoBears.com/InsideTheBears](http://ChicagoBears.com/InsideTheBears)

- More



### Stay connected with the Bears:

- Download the Official Chicago Bears App**  
*presented by Verizon*
- Facebook.com/ChicagoBears**
- Instagram.com/ChicagoBears**
- ChicagoBearsNFL**

- @ChicagoBears
- @ChiBearsPromos
- @InsideTheBears
- @BearsOutreach

## WEEKLY RADIO SHOWS

### The Bears Coaches Show

**Mondays 6:30pm During the Season**  
**WBBM Newsradio 780 and 105.9FM**

### Bears All Access

**Year-Round**  
**WSCR 670 The Score**

### The Bears Wrap Radio Segments

**Saturday Nights During the Season**  
**WBBM Newsradio 780 and 105.9FM and**  
**WSCR 670 The Score**

### Bears Noon Hour Updates

**Monday through Friday During the Season**  
**WSCR 670AM The Score**

### Monday Morning Bears Guests

*Brought to you by Your Local Ford Stores*

- Monday mornings on:**
- WBBM Newsradio 780 and 105.9FM**
- B96 WBBM-FM**
- US99 WUSN**
- 93 WXRT**
- WSCR 670 The Score**
- KHits WJMK-FM**

### Vamos Bears

**Sundays 10:30 - 11:00am**  
**WRTO-AM Univision America 1200AM**





## WEEKLY TELEVISION SHOWS

### INSIDE THE BEARS

Saturdays 6:00pm  
CW50

*In Season*  
Sundays 11:05pm  
FOX 32 CHICAGO

*Off Season*  
Sundays 10:35pm  
FOX 32 CHICAGO



### BEARS GAMEDAY LIVE

*Brought to you by Advocate Health Care*  
Sundays 10:30 am During the Season  
FOX 32 Chicago



BRINGING TO YOU BY  
Advocate Health Care

### Sunday Morning FOX Lineup

10:00 am FOX Kickoff Sunday  
10:30 am Bears Gameday Live  
11:00 am FOX NFL Sunday



### BEARS GAMENIGHT LIVE

Sundays 10:35pm  
FOX 32 Chicago



### BEARS RECAP

*Brought to you by United Airlines*  
Mondays 4:30pm  
CSN Chicago



### BEARS HUDDLE

*Brought to you by Verizon*  
Wednesdays 4:30pm  
CSN Chicago



### BEARS BLITZ

*Brought to you by XFINITY*  
Thursdays 4:30pm  
CSN Chicago



### BEARS PREGAME LIVE

One Hour Before Kickoff  
CSN Chicago



### BEARS POSTGAME LIVE

Right After the Game  
CSN Chicago





**LOU  
CANELLIS**

**YOUR CHICAGO  
SPORTS INSIDER**



**HOME  
OF THE  
BEARS**



[loucanellisfox32chicago](https://www.facebook.com/loucanellisfox32chicago)



[@loucanellis](https://twitter.com/loucanellis)



### About Bears Care

Bears Care, the charitable arm of the Chicago Bears, conducts and partners in a variety of fundraising events throughout the year as part of its commitment to improving the lives of those in our community. Bears Care impacts thousands of Chicago area individuals and families annually, with grants to qualifying agencies that serve those in need. With the generous participation of Chicago Bears' players and staff, area businesses and organizations, as well as individual donors, Bears Care is able to bring together human and financial resources to help tackle the needs of Chicago.

## BEARS CARE IN THE COMMUNITY



**Bears Care Gala**



**Education**



**Charitable Partnerships**



**Youth Athletics**



**Real Bears Fans Wear Pink**



**Holiday Giving**

Bears Care supports targeted programs in the areas of education, youth athletics and health awareness programs focused on breast and ovarian cancer. Bears Care provided over \$2.3 million in grant awards and in-kind contributions during 2016 to over 80 organizations across Chicagoland.

For additional information on Bears Care programs and upcoming events, or if you wish to make a donation, visit [ChicagoBears.com/bearscare](http://ChicagoBears.com/bearscare).



The Chicago Bears Football Club is dedicated to making a difference in our community. Our organization inspires positive change and enriches the lives of others through outreach programs, initiatives and partnerships. We are proud to give back to the community that has supported us since 1920.

The Chicago Bears implement and support numerous community programs, which focus primarily on the areas of Education, Health & Wellness, Military, PLAY 60, and Youth & High School Football. These initiatives provide essential support to schools, youth organizations, charities and community groups throughout the Chicago area.

## EDUCATION

The Chicago Bears reach thousands of students each year through our education programs. Through strategic collaboration with community and business partners, we offer and support initiatives that promote literacy to students in Kindergarten through 8th grade, provide character education at the middle and high school levels, and honor outstanding teachers in the Chicago area. It is our hope that these initiatives will help foster a love of learning and encourage students to stay in school and continue to pursue their education.



## HEALTH & WELLNESS

The Chicago Bears offer support to help make a positive impact on our fans who are experiencing challenging times. We provide assistance in a variety of ways, including delivering teddy bears and blankets to young fans in the hospital, offering wish-granting opportunities, collecting coats during the winter season, and lending a helping hand to organizations and communities in need.



## MILITARY

The Chicago Bears are dedicated to supporting the men and women in the United States Military. Our ties date back to when our founder, George S. Halas, served in the U.S. Navy during both World War I and World War II. We are proud to continue this tradition through numerous initiatives that provide support and show our sincere gratitude to those who serve our country and protect our freedom. Our efforts include honoring outstanding service during each game at Soldier Field, sending care packages, and providing unique Bears experiences to veterans, active members of the military, and their families.





## PLAY 60

Maintaining good health has always been a top priority for the Chicago Bears in achieving success both on and off the football field. We are proud to join the NFL in spreading the PLAY 60 message by encouraging children to be active for 60 minutes per day. Through partnerships with the American Heart Association, Midwest Dairy Association, and United Way, the Bears implement the PLAY 60 message through a variety of in-school, after-school, and youth-targeted programs.



## YOUTH AND HIGH SCHOOL FOOTBALL

The Chicago Bears are proud to support youth and high school football in Illinois. We offer and support a wide variety of initiatives, including youth leagues and camps, leadership events and programs that promote safety and wellness, and recognition programs that honor outstanding high school players and coaches. Our partnership with USA Football and Heads Up Football reiterates the importance of education and certification of coaches, concussion awareness, equipment fitting, heads up tackling, and heat and hydration.



## MINI MONSTERS

Mini Monsters is a free, 90-minute clinic for all kids ages 8-13 that stresses the importance of healthy eating, physical activity and proper hydration through fun, non-contact football drills. The free clinics are available on select weekdays from April through October. Learn more at [ChicagoBears.com/MiniMonsters](http://ChicagoBears.com/MiniMonsters).



## COMMUNITY RELATIONS CONTACT INFORMATION

**Matt Simeone**

Director  
(847) 739-5418  
Matt.Simeone@bears.nfl.net

**Jessica Noonan**

Manager  
(847) 739-5308  
Jessica.Noonan@bears.nfl.net

**Kate Rackow**

Manager  
(847) 739-5343  
Kate.Rackow@bears.nfl.net

**Andy Matis**

Coordinator  
(847) 739-5426  
Andy.Matis@bears.nfl.net

For more information about Bears community programs, please visit us at [www.ChicagoBears.com/community](http://www.ChicagoBears.com/community).

**NFL PUBLIC RELATIONS DIRECTORY**

National Football League	280 Park Avenue, New York, NY 10017	(212) 450-2000
Pro Football Hall of Fame	2121 George Halas Dr. NW, Canton, OH 44708	(330) 456-8207
Elias Sports Bureau	500 Fifth Avenue, New York, NY 10036	(212) 869-1530

<b>Team</b>	<b>PR Contact</b>	<b>Phone Number</b>
Arizona Cardinals	Mark Dalton	(602) 379-0101
Atlanta Falcons	Morgan Shaw Parker	(770) 965-3115
Baltimore Ravens	Kevin Byrne	(410) 701-4000
Buffalo Bills	Derek Boyko	(716) 648-1800
Carolina Panthers	Steven Drummond	(704) 358-7000
Chicago Bears	Brandon Faber	(847) 295-9657
Cincinnati Bengals	Jack Brennan	(513) 621-3550
Cleveland Browns	Peter John-Baptiste	(216) 891-5000
Dallas Cowboys	Rich Dalrymple	(972) 556-9900
Denver Broncos	Patrick Smyth	(303) 649-9000
Detroit Lions	Matt Barnhart	(313) 216-4000
Green Bay Packers	Jason Wahlers	(920) 496-5700
Houston Texans	Amy Palcic	(832) 667-2000
Indianapolis Colts	Avis Roper	(317) 297-2658
Jacksonville Jaguars	Dan Edwards	(904) 633-6000
Kansas City Chiefs	Ted Crews	(816) 920-9300
Los Angeles Chargers	Josh Rupprecht	(714) 540-7100
Los Angeles Rams	Artis Twyman	(314) 982-7267
Miami Dolphins	Jason Jenkins	(954) 452-7000
Minnesota Vikings	Bob Hagen	(952) 828-6500
New England Patriots	Stacey James	(508) 543-8200
New Orleans Saints	Greg Bensel	(504) 731-1799
New York Giants	Pat Hanlon	(201) 935-8111
New York Jets	Bruce Speight	(516) 560-8100
Oakland Raiders	Will Kiss	(510) 864-5000
Philadelphia Eagles	Anne Gordon	(215) 463-2500
Pittsburgh Steelers	Burt Lauten	(412) 432-7820
San Francisco 49ers	Bob Lange	(408) 562-4949
Seattle Seahawks	Dave Pearson	(425) 827-9777
Tampa Bay Buccaneers	Nelson Luis	(813) 870-2700
Tennessee Titans	Robbie Bohren	(615) 565-4000
Washington Redskins	Tony Wylie	(703) 726-7000

**NFL CALENDAR**

Thursday, July 27	Training camp practices begin – Bourbonnais, Ill.
Sunday, Sept. 2	Roster cut from 90 to 53
Sunday, Sept. 3	Clubs may establish a practice squad of 10 players
Sunday, Sept. 10	Regular season opener vs. Atlanta Falcons (Noon)
Sunday, Dec. 31, 2018	Regular season ends at Minnesota Vikings (Noon*)
Jan. 6-7, 2018	Wild Card Playoffs
Jan. 13-14, 2018	Divisional Playoffs
Sun., Jan. 21, 2018	AFC and NFC Conference Championships
Sun., Feb. 4, 2018	Super Bowl LII – Minneapolis, Minn.
*Game time subject to change	

**FUTURE SUPER BOWLS**

Super Bowl LII	2018	U.S. Bank Stadium	Minneapolis, Minn.
Super Bowl LIII	2019	Mercedes-Benz Stadium	Atlanta, Ga.
Super Bowl LIV	2020	Hard Rock Stadium	Miami Gardens, Fla.
Super Bowl LV	2021	LA Stadium at Hollywood Park	Inglewood, Calif.



## 2017 NFL PRESEASON SCHEDULE

**HALL OF FAME GAME** (August 3)..... Dallas vs. Arizona (NBC) .....7:00pm

### WEEK 1 (August 9-13)

#### Wednesday, August 9

Houston at Carolina..... 6:30 PM

#### Thursday, August 10

Atlanta at Miami ..... 6:00 PM

Minnesota at Buffalo..... 6:00 PM

Washington at Baltimore ..... 6:30 PM

Jacksonville at New England..... 6:30 PM

New Orleans at Cleveland..... 7:00 PM

Philadelphia at Green Bay ..... 7:00 PM

**Denver at Chicago ..... 7:00 PM**

#### Friday, August 11

Pittsburgh at New York Giants ..... 6:00 PM

Tampa Bay at Cincinnati..... 6:30 PM

San Francisco at Kansas City..... 8:00 PM

#### Saturday, August 12

Tennessee at New York Jets ..... 6:30 PM

Dallas at Los Angeles Rams ..... 8:00 PM

Oakland at Arizona ..... 9:00 PM

#### Saturday, August 13

Detroit at Indianapolis..... 12:30 PM

Seattle at Los Angeles Chargers..... 7:00 PM

### WEEK 2 (August 17-21)

#### Thursday, August 17

Baltimore at Miami..... 6:00 PM

Buffalo at Philadelphia..... 6:00 PM

Tampa Bay at Jacksonville ..... 7:00 PM

#### Friday, August 18

Minnesota at Seattle..... 9:00 PM

#### Saturday, August 19

Carolina at Tennessee..... 2:00 PM

Kansas City at Cincinnati..... 6:00 PM

Indianapolis at Dallas ..... 6:00 PM

Green Bay at Washington..... 6:30 PM

New York Jets at Detroit ..... 6:30 PM

New England at Houston..... 7:00 PM

**Chicago at Arizona ..... 9:00 PM**

Denver at San Francisco ..... 9:00 PM

Los Angeles Rams at Oakland..... 9:00 PM

#### Sunday, August 20

Atlanta at Pittsburgh ..... 3:00 PM

New Orleans at Los Angeles Chargers ..... 7:00 PM

#### Monday, August 21

New York Giants at Cleveland..... 7:00 PM

### WEEK 3 (August 24-27)

#### Thursday, August 24

Miami at Philadelphia ..... 6:00 PM

Carolina at Jacksonville..... 6:30 PM

#### Friday, August 25

New England at Detroit ..... 6:00 PM

Kansas City at Seattle ..... 7:00 PM

#### Saturday, August 26

Arizona at Atlanta ..... 6:00 PM

Buffalo at Baltimore..... 6:00 PM

New York Jets at New York Giants..... 6:00 PM

Indianapolis at Pittsburgh..... 6:30 PM

Cleveland at Tampa Bay ..... 6:30 PM

L.A. Chargers at L.A. Rams..... 7:00 PM

Houston at New Orleans..... 7:00 PM

Oakland at Dallas ..... 7:00 PM

Green Bay at Denver ..... 8:00 PM

#### Sunday, August 27

**Chicago at Tennessee ..... Noon**

Cincinnati at Washington..... 3:30 PM

San Francisco at Minnesota ..... 7:00 PM

### WEEK 4 (August 31)

#### Thursday, August 31

Los Angeles Rams at Green Bay ..... 6:00 PM

Jacksonville at Atlanta..... 6:00 PM

Cincinnati at Indianapolis..... 6:00 PM

Philadelphia at New York Jets..... 6:00 PM

Detroit at Buffalo ..... 6:00 PM

New York Giants at New England ..... 6:30 PM

Pittsburgh at Carolina ..... 6:30 PM

Washington at Tampa Bay ..... 6:30 PM

Miami at Minnesota ..... 7:00 PM

Baltimore at New Orleans..... 7:00 PM

**Cleveland at Chicago..... 7:00 PM**

Dallas at Houston ..... 7:00 PM

Tennessee at Kansas City ..... 7:30 PM

Arizona at Denver ..... 8:00 PM

Los Angeles Chargers at San Francisco ..... 9:00 PM

Seattle at Oakland..... 9:00 PM

All times Central

## BEARS TICKETS AND TRAVEL

Fans looking to travel to Bears home and away games can book their experience through the following Bears Corporate Partners, Official Fan Packages Partner Vivid Seats ([www.VividSeats.com/bears](http://www.VividSeats.com/bears)), Ticketmaster, the official source for Chicago Bears tickets (<http://www.ticketmaster.com/nfl>) and Official Airline Partner United Airlines ([www.United.com](http://www.United.com)). Fans can visit [www.chicagobears.com/tickets](http://www.chicagobears.com/tickets) for the most-up-to-date game information throughout the season.

**2017 NFL SCHEDULE****WEEK 1****Thursday, September 7**

Kansas City at New England .....7:30 PM

**Sunday, September 10**

New York Jets at Buffalo .....Noon

**Atlanta at Chicago .....Noon**

Baltimore at Cincinnati .....Noon

Pittsburgh at Cleveland .....Noon

Arizona at Detroit .....Noon

Jacksonville at Houston .....Noon

Tampa Bay at Miami .....Noon

Oakland at Tennessee .....Noon

Philadelphia at Washington .....Noon

Indianapolis at L.A. Rams .....3:05 PM

Seattle at Green Bay .....3:25 PM

Carolina at San Francisco .....3:25 PM

New York Giants at Dallas .....7:30 PM

**Monday, September 11**

New Orleans at Minnesota .....6:10 PM

L.A. Chargers at Denver .....9:20 PM

**WEEK 2****Thursday, September 14**

Houston at Cincinnati .....7:25 PM

**Sunday, September 17**

Cleveland at Baltimore .....Noon

Buffalo at Carolina .....Noon

Arizona at Indianapolis .....Noon

Tennessee at Jacksonville .....Noon

Philadelphia at Kansas City .....Noon

New England at New Orleans .....Noon

Minnesota at Pittsburgh .....Noon

**Chicago at Tampa Bay .....Noon**

Miami at L.A. Chargers .....3:05 PM

New York Jets at Oakland .....3:05 PM

Dallas at Denver .....3:25 PM

Washington at L.A. Rams .....3:25 PM

San Francisco at Seattle .....3:25 PM

Green Bay at Atlanta .....7:30 PM

**Monday, September 18**

Detroit at New York Giants .....7:30 PM

**WEEK 3****Thursday, September 21**

L.A. Rams at San Francisco .....7:25 PM

**Sunday, September 24**

Baltimore at Jacksonville .....8:30 AM

Denver at Buffalo .....Noon

New Orleans at Carolina .....Noon

**Pittsburgh at Chicago .....Noon**

Atlanta at Detroit .....Noon

Cleveland at Indianapolis .....Noon

Tampa Bay at Minnesota .....Noon

Houston at New England .....Noon

Miami at New York Jets .....Noon

New York at Philadelphia .....Noon

Seattle at Tennessee .....3:05 PM

Cincinnati at Green Bay .....3:25 PM

Kansas City at L.A. Chargers .....3:25 PM

Oakland at Washington .....7:30 PM

**Monday, September 25**

Dallas at Arizona .....7:30 PM

**WEEK 4****Thursday, September 28****Chicago at Green Bay .....7:25 PM****Sunday, October 1**

New Orleans at Miami (London)8:30 AM

Buffalo at Atlanta .....Noon

Pittsburgh at Baltimore .....Noon

Cincinnati at Cleveland .....Noon

L.A. Rams at Dallas .....Noon

Tennessee at Houston .....Noon

Detroit at Minnesota .....Noon

Carolina at New England .....Noon

Jacksonville at New York Jets .....Noon

San Francisco at Arizona .....3:05 PM

Philadelphia at L.A. Chargers .....3:05 PM

N.Y. Giants at Tampa Bay .....3:05 PM

Oakland at Denver .....3:25 PM

Indianapolis at Seattle .....7:30 PM

**Monday, October 2**

Washington at Kansas City .....7:30 PM

**WEEK 5****Byes:** ATL, DEN, NO, WAS**Thursday, October 5**

New England at Tampa Bay .....7:25 PM

**Sunday, October 8**

Buffalo at Cincinnati .....Noon

New York Jets at Cleveland .....Noon

Carolina at Detroit .....Noon

San Francisco at Indianapolis .....Noon

Tennessee at Miami .....Noon

L.A. Chargers at New York Giants .....Noon

Arizona at Philadelphia .....Noon

Jacksonville at Pittsburgh .....Noon

Seattle at Los Angeles Rams .....3:05 PM

Baltimore at Oakland .....3:05 PM

Green Bay at Dallas .....3:25 PM

Kansas City at Houston .....7:30 PM

**Monday, October 9****Minnesota at Chicago .....7:30 PM****WEEK 6****Byes:** BUF, CIN, DAL, SEA**Thursday, October 12**

Philadelphia at Carolina .....7:25 PM

**Sunday, October 15**

Miami at Atlanta .....Noon

**Chicago at Baltimore .....Noon**

Cleveland at Houston .....Noon

Green Bay at Minnesota .....Noon

Detroit at New Orleans .....Noon

New England at New York Jets .....Noon

San Francisco at Washington .....Noon

Tampa Bay at Arizona .....3:05 PM

L.A. Rams at Jacksonville .....3:05 PM

Pittsburgh at Kansas City .....3:25 PM

Los Angeles at Oakland .....3:25 PM

New York Giants at Denver .....7:30 PM

**Monday, October 16**

Indianapolis at Tennessee .....7:30 PM

**WEEK 7****Byes:** DET, HOU**Thursday, October 19**

Kansas City at Oakland .....7:25 PM

**Sunday, October 22**

Tampa Bay at Buffalo .....Noon

**Carolina at Chicago .....Noon**

Tennessee at Cleveland .....Noon

New Orleans at Green Bay .....Noon

Jacksonville at Indianapolis .....Noon

Arizona at L.A. Rams (London) .....Noon

New York Jets at Miami .....Noon

Baltimore at Minnesota .....Noon

Cincinnati at Pittsburgh .....Noon

Dallas at San Francisco .....3:05 PM

Denver at Los Angeles .....3:25 PM

Seattle at New York Giants .....3:25 PM

Atlanta at New England .....7:30 PM

**Monday, October 23**

Washington at Philadelphia .....7:30 PM

**WEEK 8****Byes:** ARI, GB, JAX, LAR, NYG, TEN**Thursday, October 26**

Miami at Baltimore .....7:25 PM

**Sunday, October 29**

Minnesota at Cleveland (London)8:30 AM

Oakland at Buffalo .....Noon

Indianapolis at Cincinnati .....Noon

L.A. Chargers at New England .....Noon

**Chicago at New Orleans .....Noon**

Atlanta at New York Jets .....Noon

San Francisco at Philadelphia .....Noon

Carolina at Tampa Bay .....Noon

Houston at Seattle .....3:05 PM

Dallas at Washington .....3:25 PM

Pittsburgh at Detroit .....7:30 PM

**Monday, October 30**

Denver at Kansas City .....7:30 PM

**WEEK 9****Byes:** CHI, CLE, LAC, MIN, NE, PIT**Thursday, November 2**

Buffalo at New York Jets .....7:25 PM

**Sunday, November 5**

Atlanta at Carolina .....Noon

Indianapolis at Houston .....Noon

Cincinnati at Jacksonville .....Noon

Tampa Bay at New Orleans .....Noon

L.A. Rams at New York Giants .....Noon

Denver at Philadelphia .....Noon

Baltimore at Tennessee .....Noon

Arizona at San Francisco .....3:05 PM

Washington at Seattle .....3:05 PM

Kansas City at Dallas .....3:25 PM

Oakland at Miami .....7:30 PM

**Monday, November 6**

Detroit at Green Bay .....7:30 PM





## 2017 NFL SCHEDULE

## WEEK 10

Byes: BAL, KC, OAK, PHI

**Thursday, November 9**

Seattle at Arizona ..... 7:25 PM

**Sunday, November 12**

New Orleans at Buffalo ..... Noon

**Green Bay at Chicago ..... Noon**

Cleveland at Detroit ..... Noon

Pittsburgh at Indianapolis ..... Noon

Los Angeles at Jacksonville ..... Noon

New York at Tampa Bay ..... Noon

Cincinnati at Tennessee ..... Noon

Minnesota at Washington ..... Noon

Houston at Los Angeles Rams ..... 3:05 PM

Dallas at Atlanta ..... 3:25 PM

New York at San Francisco ..... 3:25 PM

New England at Denver ..... 7:30 PM

**Monday, November 13**

Miami at Carolina ..... 7:30 PM

## WEEK 13

**Thursday, November 30**

Washington at Dallas ..... 7:25 PM

**Sunday, December 3**

Minnesota at Atlanta ..... Noon

Detroit at Baltimore ..... Noon

New England at Buffalo ..... Noon

**San Francisco at Chicago ..... Noon**

Tampa Bay at Green Bay ..... Noon

Indianapolis at Jacksonville ..... Noon

Denver at Miami ..... Noon

Carolina at New Orleans ..... Noon

Kansas City at New York Jets ..... Noon

Houston at Tennessee ..... Noon

Cleveland at L.A. Chargers ..... 3:05 PM

Los Angeles Rams at Arizona ..... 3:25 PM

New York Giants at Oakland ..... 3:25 PM

Philadelphia at Seattle ..... 7:30 PM

**Monday, December 4**

Pittsburgh at Cincinnati ..... 7:30 PM

## WEEK 16

**Saturday, December 23**

Indianapolis at Baltimore ..... 3:30 PM

Minnesota at Green Bay ..... 7:30 PM

**Sunday, December 24**

Tampa Bay at Carolina ..... Noon

**Cleveland at Chicago ..... Noon**

Detroit at Cincinnati ..... Noon

Miami at Kansas City ..... Noon

Buffalo at New England ..... Noon

Atlanta at New Orleans ..... Noon

L.A. Chargers at New York Jets ..... Noon

L.A. Rams at Tennessee ..... Noon

Denver at Washington ..... Noon

Jacksonville at San Francisco ..... 3:05 PM

New York at Arizona ..... 3:25 PM

Seattle at Dallas ..... 3:25 PM

**Monday, December 25**

Pittsburgh at Houston ..... 3:30 PM

Oakland at Philadelphia ..... 7:30 PM

## WEEK 11

Byes: CAR, IND, MIA, NYJ, SF, TB

**Thursday, November 16**

Tennessee at Pittsburgh ..... 7:25 PM

**Sunday, November 19****Detroit at Chicago ..... Noon**

Baltimore at Green Bay ..... Noon

Jacksonville at Cleveland ..... Noon

Arizona at Houston ..... Noon

Los Angeles Rams at Minnesota ..... Noon

Washington at New Orleans ..... Noon

Kansas City at New York Giants ..... Noon

Buffalo at L.A. Chargers ..... 3:05 PM

Cincinnati at Denver ..... 3:25 PM

New England at Oakland ..... 3:25 PM

(Estadio Azteca, Mexico City)

Philadelphia at Dallas ..... 7:30 PM

**Monday, November 20**

Atlanta at Seattle ..... 7:30 PM

## WEEK 14

**Thursday, December 7**

New Orleans at Atlanta ..... 7:25 PM

**Sunday, December 10**

Indianapolis at Buffalo ..... Noon

Minnesota at Carolina ..... Noon

**Chicago at Cincinnati ..... Noon**

Green Bay at Cleveland ..... Noon

San Francisco at Houston ..... Noon

Seattle at Jacksonville ..... Noon

Oakland at Kansas City ..... Noon

Detroit at Tampa Bay ..... Noon

Tennessee at Arizona ..... 3:05 PM

New York Jets at Denver ..... 3:05 PM

Washington at L.A. Chargers ..... 3:05 PM

Philadelphia at L.A. Rams ..... 3:25 PM

Dallas at New York Giants ..... 3:25 PM

Baltimore at Pittsburgh ..... 7:30 PM

**Monday, December 11**

New England at Miami ..... 7:30 PM

## WEEK 17

**Sunday, December 31**

Carolina at Atlanta ..... Noon

Cincinnati at Baltimore ..... Noon

Green Bay at Detroit ..... Noon

Houston at Indianapolis ..... Noon

Buffalo at Miami ..... Noon

**Chicago at Minnesota ..... Noon**

New York Jets at New England ..... Noon

Washington at New York Giants ..... Noon

Dallas at Philadelphia ..... Noon

Cleveland at Pittsburgh ..... Noon

New Orleans at Tampa Bay ..... Noon

Jacksonville at Tennessee ..... Noon

Kansas City at Denver ..... 3:25 PM

Oakland at L.A. Chargers ..... 3:25 PM

San Francisco at L.A. Rams ..... 3:25 PM

Arizona at Seattle ..... 3:25 PM

## WEEK 12

**Thursday, November 23**

Minnesota at Detroit ..... 11:30 AM

L.A. Chargers at Dallas ..... 3:30 PM

N.Y. Giants at Washington ..... 7:30 PM

**Sunday, November 26**

Tampa Bay at Atlanta ..... Noon

Cleveland at Cincinnati ..... Noon

Tennessee at Indianapolis ..... Noon

Buffalo at Kansas City ..... Noon

Miami at New England ..... Noon

Carolina at New York Jets ..... Noon

**Chicago at Philadelphia ..... Noon**

New Orleans at L.A. Rams ..... 3:05 PM

Seattle at San Francisco ..... 3:05 PM

Jacksonville at Arizona ..... 3:25 PM

Denver at Oakland ..... 3:25 PM

Green Bay at Pittsburgh ..... 7:30 PM

**Monday, November 27**

Houston at Baltimore ..... 7:30 PM

## WEEK 15

**Thursday, December 14**

Denver at Indianapolis ..... 7:25 PM

**Saturday, December 16****L.A. at Detroit ..... 3:30 PM**

C.A. Chargers at Kansas City ..... 7:25 PM

**Sunday, December 17**

Miami at Buffalo ..... Noon

Green Bay at Carolina ..... Noon

Baltimore at Cleveland ..... Noon

Houston at Jacksonville ..... Noon

Cincinnati at Minnesota ..... Noon

New York Jets at New Orleans ..... Noon

Philadelphia at New York Giants ..... Noon

Arizona at Washington ..... Noon

Los Angeles Rams at Seattle ..... 3:05 PM

New England at Pittsburgh ..... 3:25 PM

Tennessee at San Francisco ..... 3:25 PM

Dallas at Oakland ..... 7:30 PM

**Monday, December 18**

Atlanta at Tampa Bay ..... 7:30 PM

## POSTSEASON

**January 6-7, 2018**

AFC-NFC Wild Card Playoffs

**January 13-14, 2018**

AFC-NFC Divisional Playoffs

**Sunday, January 21, 2018**

AFC-NFC Championship Games

**Sunday, February 4, 2018**

Super Bowl LII, Minneapolis (NBC)

**KICKOFF WEEKEND WINS**

The Bears own 54 opening-day victories overall (54-38-5, .582), tied for the most by any NFL franchise (Green Bay; 54-39-3, .578). The Dallas Cowboys and Denver Broncos are 37-19-1 on opening day and their .658 opening-day win percentage is tops in league history.

San Francisco currently has the longest opening day win streak with six, while Cleveland sits on the other end of the spectrum with 12 consecutive season-opening losses.

**OPENING GAME RECORDS OF NFL TEAMS**

AFC	W	L	T	Pct.	Longest Streaks			NFC	W	L	T	Pct.	Longest Streaks		
					W	L	Current						W	L	Current
DEN	37	19	1	0.658	5	4	W-5	DAL	37	19	1	0.658	17	5	L-1
HOU	9	6	0	0.600	5	3	W-1	CHI	54	38	5	0.582	9	6	L-3
LAC	32	25	0	0.561	6	6	L-1	GB	54	39	3	0.578	5	6	W-2
NE	32	25	0	0.561	10	3	W-2	NYG	50	37	5	0.571	4	5	W-1
MIA	27	23	1	0.539	11	5	L-1	MIN	31	24	1	0.563	5	3	W-1
PIT	42	36	4	0.537	8	3	W-1	SF	37	29	1	0.560	6	3	W-6
TEN	30	27	0	0.526	4	3	L-1	DET	47	38	2	0.552	10	4	W-1
KC	30	27	0	0.526	7	4	W-2	ATL	27	24	0	0.529	5	3	L-1
JAX	11	11	0	0.500	6	5	L-5	LAR	40	39	0	0.506	5	6	L-1
IND	35	37	1	0.486	8	8	L-3	WAS	40	41	4	0.494	6	5	L-4
BAL	10	11	0	0.476	5	4	W-1	PHI	36	46	1	0.440	5	9	W-1
NYJ	27	30	0	0.474	5	5	L-1	ARI	40	54	2	0.427	6	7	L-1
CIN	23	26	0	0.469	4	4	W-3	SEA	16	25	0	0.390	3	8	W-1
OAK	26	31	0	0.456	5	8	W-1	TB	16	25	0	0.390	3	5	W-1
CLE	27	37	0	0.422	5	12	L-12	CAR	8	14	0	0.364	3	5	L-1
BUF	23	34	0	0.404	6	5	L-1	NO	17	33	0	0.340	3	6	L-3

**2017 OPPONENT QUICK FACTS**

Home	2016 Record	Last Home Meeting	Away	2016 Record	Last Away Meeting
Atlanta	<b>11-5</b>	<b>9/11/11 (CHI; 30-12)</b>	Baltimore	8-8	12/20/09 (BAL; 31-7)
Carolina	6-10	10/28/12 (CHI; 23-22)	Cincinnati	6-9-1	10/25/09 (CIN; 45-10)
Cleveland	1-15	11/1/09 (CHI; 30-6)	New Orleans	7-9	9/18/11 (NO; 30-13)
Pittsburgh	<b>11-5</b>	<b>9/20/09 (CHI; 17-14)</b>	Tampa Bay	9-7	11/13/16 (TB; 36-10)
San Francisco	2-14	12/4/16 (CHI; 26-6)	Philadelphia	7-9	12/22/13 (PHI; 54-11)
Detroit	9-7	10/2/16 (CHI; 17-14)	<b>Detroit Lions</b>	<b>9-7</b>	<b>12/11/16 (DET; 20-17)</b>
Green Bay	<b>10-6</b>	<b>12/18/16 (GB; 30-27)</b>	<b>Green Bay</b>	<b>10-6</b>	<b>10/20/16 (GB; 26-10)</b>
Minnesota	8-8	10/31/16 (CHI; 20-10)	Minnesota	8-8	1/1/17 (MIN; 38-10)
<b>Totals</b>	<b>58-70 (.453)</b>		<b>Totals</b>	<b>64-63-1 (.504)</b>	
			<b>Overall</b>	<b>122-133-1 (.479)</b>	

2016 Playoff Teams in Bold

**PACESETTERS**

Notable Bears First Three Seasons Tackle Totals

Player	1st Year-Tkls	2nd Year-Tkls	3rd Year-Tkls	3-Year Total
Brian Urlacher.....	2000-165	2001-148	2002-214	527
Lance Briggs.....	2003-81	2004-168	2005-170	419
Tony Parrish.....	1998-111	1999-124	2000-101	336
Doug Plank.....	1975-123	1976-132	1977-71	326
Mike Brown.....	2000-118	2001-86	2002-111	315
Mark Carrier.....	1990-122	1991-93	1992-89	304
Mike Singletary.....	1981-72	1982-71	1983-148	291
Gary Fencik.....	1976-15	1977-133	1978-130	278



## AIR MILES

Planning to follow the Bears on the road? The following is a list of round-trip air miles between Chicago's O'Hare Airport and the cities they will visit during the 2017 season.

Arizona .....	2,880	2011 total .....	20,118
Tennessee .....	818	2010 total .....	12,581
Tampa .....	2,014	2009 total .....	14,324
Green Bay .....	348	2008 total .....	10,664
Baltimore .....	1,240	2007 total .....	16,802
New Orleans .....	1,676	2006 total .....	13,790
Philadelphia .....	1,352	2005 total .....	9,356
Cincinnati .....	504	2004 total .....	10,226
Detroit .....	504	2003 total .....	16,890
Minnetoa .....	666	2002 total* .....	12,763
		2001 total .....	9,314
		2000 total .....	12,560
2017 total .....	12,002	1999 total .....	13,796
2016 total .....	10,175	1998 total .....	12,140
2015 total .....	12,576	1997 total .....	21,482
2014 total .....	14,692	1996 total .....	11,862
2013 total .....	10,880		
2012 total .....	14,258		

Totals include pre-season; the 1997 total includes the pre-season game in Dublin, Ireland. Dublin is 8,466 round-trip air miles from O'Hare. The 2011 total includes the regular season game in London, England. London is 7,900 round-trip air miles from O'Hare. \*2002 total includes nine flights to Champaign for home games.

## SUPER BOWL TV AUDIENCES...

Super Bowl television ratings and shares, including network (N) (both NBC and CBS televised the first Super Bowl). The rating (R) represents the percentage of televisions tuned in to a program. The share (S) is the percentage of televisions on at the time that watched.

SB	Year	N	R	S	Result	SB	Year	N	R	S	Result
LI	2017	FOX	45.3	73	NE 34, ATL 28 (OT)	XXV	1991	ABC	41.9	63	NYG 20, BUF 19
50	2016	CBS	46.6	72	DEN 24, CAR 10	XXIV	1990	CBS	39.0	63	SF 55, DEN 10
XLIX	2015	NBC	47.5	71	NE 28, SEA 24	XXIII	1989	NBC	43.5	68	SF 20, CIN 16
XLVIII	2014	FOX	46.7	69	SEA 43, DEN 8	XXII	1988	ABC	41.9	62	WAS 42, DEN 10
XLVII	2013	CBS	46.4	69	BAL 34, SF 31	XXI	1987	CBS	45.8	66	NYG 39, DEN 20
XLVI	2012	NBC	47.1	71	NYG 21, NE 17	XX	1986	NBC	48.3	70	CHI 46, NE 10
XLV	2011	FOX	46.0	69	GB 31, PIT 25	XIX	1985	ABC	46.4	63	SF 38, MIA 16
XLIV	2010	CBS	45.0	68	NO 31, IND 17	XVIII	1984	CBS	46.4	71	LARai 38, WAS 9
XLIII	2009	NBC	42.0	64	PIT 27, ARZ 23	XVII	1983	NBC	48.6	69	WAS 27, MIA 17
XLII	2008	FOX	43.1	65	NYG 17, NE 14	XVI	1982	CBS	49.1	73	SF 26, CIN 21
XLI	2007	CBS	42.6	64	IND 29, CHI 17	XV	1981	NBC	44.4	63	OAK 27, PHI 10
XL	2006	ABC	41.6	62	PIT 21, SEA 10	XIV	1980	CBS	46.3	67	PIT 31, LARam 19
XXXIX	2005	FOX	41.1	62	NE 24, PHI 21	XIII	1979	NBC	47.1	74	PIT 35, DAL 31
XXXVIII	2004	CBS	41.4	63	NE 32, CAR 29	XII	1978	CBS	47.2	67	DAL 27, DEN 10
XXXVII	2003	ABC	40.7	61	TB 48, OAK 21	XI	1977	NBC	44.4	73	OAK 32, MIN 14
XXXVI	2002	FOX	40.4	61	NE 20, STL 17	X	1976	CBS	42.3	78	PIT 21, DAL 17
XXXV	2001	CBS	40.4	61	BAL 34, NYG 7	IX	1975	NBC	42.4	72	PIT 16, MIN 6
XXXIV	2000	ABC	43.3	63	STL 23, TEN 16	VIII	1974	CBS	41.6	73	MIA 24, MIN 7
XXXIII	1999	FOX	40.2	61	DEN 34, ATL 19	VII	1973	NBC	42.7	72	MIA 14, WAS 7
XXXII	1998	NBC	44.5	67	DEN 31, GB 24	VI	1972	CBS	44.2	74	DAL 24, MIA 3
XXXI	1997	FOX	43.3	65	GB 35, NE 21	V	1971	NBC	39.9	75	BAL 16, DAL 13
XXX	1996	NBC	46.0	68	DAL 27, PIT 17	IV	1970	CBS	39.4	69	KC 23, MIN 7
XXIX	1995	ABC	41.3	62	SF 49, SD 26	III	1969	NBC	36.0	70	NYJ 16, BAL 7
XXVIII	1994	NBC	45.5	66	DAL 30, BUF 13	II	1968	CBS	36.8	68	GB 33, OAK 14
XXVII	1993	NBC	45.1	66	DAL 52, BUF 17	I*	1967	NBC	18.5	36	GB 35, KC 10
XXVI	1992	CBS	40.3	61	WAS 37, BUF 24	I*	1967	CBS	22.6	43	



2016 Defensive Stats ..... 178  
 2016 Special Teams Stats ..... 178  
 2016 Final Statistics ..... 176-177  
 2016 Game Summaries ..... 184-191  
 2016 NFL Standings ..... 192  
 2016 Participation Chart ..... 179  
 2016 Preseason Statistics ..... 183  
 2016 Starting Lineups ..... 182  
 2016 Week-by-Week Leaders ..... 180-181  
 2017 Draftees ..... 160-164  
 2017 NFL Schedule ..... 485-487  
 2017-18 NFL Calendar ..... 484  
 100-Yard Receiving Games ..... 290-293  
 100-Yard Rushing Games ..... 287-289  
 300-Yard Passing Games ..... 294  
 1,000-Yard Receivers ..... 254  
 1,000-Yard Rushing Seasons ..... 252  
 Acho, Sam ..... 48-50  
 Aikman Efficiency Ratings/Bears Share ..... 46  
 Air Miles ..... 489  
 All-Time Assistant Coaches ..... 347-348  
 All-Time Draft Picks, First Round ..... 296-297  
 All-Time Drafts ..... 298-307  
 All-Time Head Coaches ..... 462  
 All-Time Jersey Numbers ..... 308-319  
 All-Time NFC North, Central Standings ..... 449  
 All-Time Practice Squad ..... 344-345  
 All-Time Results, Year-by-Year ..... 380-436  
 All-Time Roster ..... 320-335  
 All-Time Trades ..... 338-343  
 Amos, Adrian ..... 51  
 Amukamara, Prince ..... 52-53  
 Anderson, Jonathan ..... 54  
 Anderson, Roy ..... 18  
 Annual Statistical Leaders ..... 274-286  
 Attendance ..... 273  
 Azzanni, Zach ..... 18  
 Banks, Johnathan ..... 55-56  
 Barth, Connor ..... 57-58  
 Bears Care ..... 481  
 Bears on Monday Night Football ..... 450-451  
 Bears on Sunday Night Football ..... 452  
 Bears on Thursday Night Football ..... 453  
 Bears Radio ..... 477  
 Bears Uniform ..... 263  
 Bellamy, Josh ..... 59  
 Board of Directors ..... 2  
 Boggs, Taylor ..... 60  
 Braunecker, Ben ..... 61  
 Braverman, Daniel ..... 62  
 Breske, Nate ..... 34  
 Brian Piccolo Award ..... 460  
 Brown, Daniel ..... 63  
 Bullard, Jonathan ..... 64  
 Burton, Michael ..... 65-66  
 Bush, Deon ..... 67  
 Callahan, Bryce ..... 68  
 Campbell, Lamar ..... 34  
 Captains, Bears Team ..... 462  
 Career Leaders ..... 251-255  
 Carey, Ka'Deem ..... 69-70  
 Championship Leaders ..... 384  
 Chicago Bears Broadcasting ..... 478-480  
 College Accolades ..... 343  
 College Free Agents ..... 165-170  
 Come-From-Behind Wins ..... 256  
 Community Relations ..... 482-483  
 Compton, Tom ..... 71  
 Contract Expiration ..... 171  
 Cooper, Marcus ..... 72-73  
 Cruz, Victor ..... 74-75  
 Cunningham, Benny ..... 76  
 Demps, Quintin ..... 77-79  
 Desai, Sean ..... 19  
 Directions to Halas Hall ..... 473  
 Donatelli, Ed ..... 20  
 Drafted Players, Most by Position ..... 307  
 Draftees by School, Most ..... 297  
 Draftees, Most by College ..... 297  
 Dunn, John ..... 21  
 Ed Block Courage Award ..... 461  
 Ed Block Courage Award Winners ..... 461

Ed McCaskey Mem. Garden/Payton Center ..... 472  
 Emmy Awards ..... 46  
 Fangio, Vic ..... 14-15  
 First-Team All-Pro ..... 456  
 First Three Year Tackle Totals ..... 488  
 First-Year Players ..... 171  
 Floyd, Leonard ..... 80  
 Fox, John ..... 10-13  
 Franchise Moves ..... 387  
 Free Agent Signings ..... 9  
 Freeman, Jerrell ..... 81-83  
 Fuller, Kyle ..... 84-85  
 George Halas Statue ..... 264  
 George, Jason ..... 30  
 General Managers, All-Time ..... 8  
 Gibson, Jenn ..... 30  
 Glennon, Mike ..... 86-87  
 Goldman, Eddie ..... 88  
 Grasu, Hronis ..... 89  
 Halas Hall ..... 472-473  
 Hall, Deiondre ..... 90  
 Hall of Famers ..... 267-272  
 Hall of Famers, by Champ. Team ..... 268-271  
 Hall of Famers, by Franchise ..... 272  
 Helmetless Player, Last ..... 262  
 Hester, Devin; All-Time Return TDs ..... 220  
 Hicks, Akiem ..... 91-92  
 Historical Biographies ..... 264-266  
 Historical Highlights ..... 258-263  
 Holidays, Bears on ..... 454  
 Homes of the Bears ..... 263  
 Houston, Lamar ..... 93-95  
 Houston-Carson, Deandre ..... 96  
 Howard, Jaye ..... 97-98  
 Howard, Jordan ..... 99  
 Illinois High School Bears ..... 336  
 Illinois High School Bears Breakdown ..... 337  
 International Games ..... 462  
 Jenkins, John ..... 100-101  
 Jones, Christian ..... 102-103  
 Jones-Quartey, Harold ..... 104  
 Kelly, Champ ..... 303  
 Kickoff Weekend Wins ..... 488  
 Kush, Eric ..... 105  
 Kwiatkowski, Nick ..... 106  
 Laine, Joseph ..... 37  
 Langford, Jeremy ..... 107-108  
 Last Time ..... 194-203  
 LeBlanc, Cre'von ..... 109  
 Leno Jr., Charles ..... 110  
 Loggains, Dowel ..... 16  
 Long, Kyle ..... 111  
 Longest Plays at Soldier Field ..... 218  
 Longest Winning/Losing Streaks ..... 219  
 Lucas, Josh ..... 32  
 Massie, Bobby ..... 112  
 McCaskey, George H. ..... 6  
 McDaniels, Ben ..... 21  
 McManis, Sherrick ..... 113  
 McPhee, Pernell ..... 114-116  
 Media Information ..... 476  
 Medlin, Tony ..... 35  
 Meredith, Cameron ..... 117  
 Military Service Honor Roll ..... 337  
 Miller, Zach ..... 118-119  
 Modkins, Curtis ..... 22  
 Monday Night Football Records, by team ..... 451  
 Naming the Bears ..... 265  
 NFC Central Standings, All-Time ..... 449  
 NFL Public Relations Directory ..... 484  
 Ngo, Pierre ..... 31  
 Offensive Linemen Scores ..... 199  
 Office Staff ..... 36-45  
 Opening-Day Rookie Starters ..... 463  
 Overtime Record ..... 455  
 O'Donnell, Pat ..... 120-121  
 Pace, Ryan ..... 8-9  
 Parking & Seating Charts ..... 471  
 Perry, Rick ..... 31  
 Phillips, Ted ..... 7  
 Piccolo Award Winners ..... 460  
 Pires, Glenn ..... 23

Players With Pro Experience ..... 156-158  
 Playoff Appearances ..... 355  
 Playoff Game Summaries ..... 356-379  
 Playoff Record, Bears ..... 455  
 Postseason Records, Individual ..... 238-241  
 Postseason Results ..... 355  
 Postseason Team Records-Defense ..... 249-250  
 Postseason Team Records-Offense ..... 242-248  
 Practice Squad to 53-man Roster ..... 346  
 Preseason Results, Year-by-Year ..... 349-354  
 Pro Bowl Appearances, Most Bears ..... 292  
 Pro Bowl Selections, Most Individual ..... 256  
 Pro Bowlers, All-Time ..... 457-458  
 Proskins, Chris ..... 122-123  
 Pruitt, MyCole ..... 124  
 QBs Passing TD on First Postseason Att. .... 198  
 Quarterback Rating Formula ..... 279  
 Quarterback Ratings ..... 277  
 Quarterback Starting Records ..... 278-279  
 Ragone, Dave ..... 24  
 Randle, Rueben ..... 125-126  
 Record, Bears by Stadium ..... 386  
 Record, Bears vs. Extinct Franchises ..... 438  
 Records, Individual ..... 207-220  
 Retired Numbers ..... 319  
 Road Headquarters, Bears 2016 Hotels ..... 476  
 Rodgers, Jay ..... 25  
 Rodgers, Jeff ..... 17  
 Rookie QB Performances ..... 464  
 Rookie Records, Individual ..... 204-205  
 Rookie Roster ..... 171  
 Rookie Starters ..... 463  
 Rookie Starters Through the Years ..... 463  
 Sacks, Double Digits ..... 286  
 Sadowski, Mark ..... 32  
 Soldier Field ..... 466-470  
 Sanchez, Mark ..... 127-129  
 Scales, Patrick ..... 130  
 Shaw, Connor ..... 131  
 Shutouts ..... 217  
 Sims, Dion ..... 132  
 Sitton, Josh ..... 133  
 Skuta, Dan ..... 134-135  
 Smith, Frank ..... 26  
 Sowell, Bradley ..... 136  
 Special Teams in the Rankings ..... 229  
 Staff Directory ..... 3-5  
 Staley ..... 474  
 Staley, Brandon ..... 26  
 Sunday Night Football Records, by team ..... 453  
 Super Bowl TV Audiences ..... 489  
 Swinton II, Derius ..... 27  
 Tackles, Year-by-Year Leaders ..... 229  
 Team Records-Defense ..... 230-237  
 Team Records-Offense ..... 221-229  
 Team-by-Team Records on SNF ..... 453  
 Team-by-Team Series Records ..... 439-448  
 Team-by-Team Summary ..... 437  
 Thompson, Deonte ..... 137-138  
 Thursday Night Football Results ..... 453  
 Tickets and Travel ..... 485  
 Timu, John ..... 139  
 Training Camp Information ..... 475  
 Trevatn, Danny ..... 140-141  
 Unrein, Mitch ..... 142-143  
 Veteran Rosters ..... 172-173  
 Virginia Award ..... 45  
 Walter Payton Man of the Year Award ..... 459  
 Walter Payton Man of the Year Nom. .... 459  
 Washburn, Jeremiah ..... 28  
 Weather, Cold ..... 203  
 Weather, Windy City ..... 203  
 Webb, B.W. .... 144-45  
 Wheaton, Markus ..... 146-147  
 White, Kevin ..... 148  
 Whitehair, Cody ..... 149  
 Wilkerson, Ben ..... 29  
 Wilson, C.J. .... 150-152  
 Wright, Kendall ..... 151-152  
 Wrigley Record ..... 263  
 Young, Willie ..... 153-154



**OFFICIAL BEER  
PARTNER OF YOUR  
CHICAGO BEARS**

**GREAT BEER  
GREAT RESPONSIBILITY®**

©2016 MILLER BREWING CO., MILWAUKEE, WI



## STAY CONNECTED WITH THE CHICAGO BEARS ON:



**Chicago Bears Official App**  
*brought to you by Verizon*



**Chicago Bears**



**ChicagoBears**



**ChicagoBearsNFL**



**@ChicagoBears**  
*for official team news*

**@ChiBearsPromos**  
*for offers, events & player appearances*

**@InsideTheBears**  
*for behind-the-scenes stories*

**@BearsOutreach**  
*for community news*

**CHICAGOBEARS.COM**

The Official Website of the Chicago Bears