




**2017
TULANE
FOOTBALL**



**MEDIA
GUIDE**

2017 Tulane Football Media Guide

Table of Contents	1
2017 Schedule	1
2016 Results	1
2017 Quick Facts	2
History of the Green Wave	2
TulaneGreenWave.com	2
Tulane Strategic Communications	3-4
2017 Roster Breakdown	5
2017 Rosters	6-7
Pronunciation Guide	7
Yulman Stadium	8-9

MEET THE STAFF

Head Coach Willie Fritz	10-11
Assistant Coaches & Support Staff	12-20
Administration	21-22

MEET THE TEAM

Veteran Players	23-43
Newcomers	44-47

2016 IN REVIEW

Season Statistics	48-53
Game-By-Game Statistics	54-59
The Last Time	60-62
Game Recaps	63-68

2017 PREVIEW

2017 Opponents	69-70
American Athletic Conference	71
2017 American Athletic Conference Composite Schedule	72
2017 American Athletic Conference Bowl Partners	73

RECORDS

All-Purpose	74
Defense	75-79
Kick/Punt Returns	80-83
Passing	84-91
Punting	92-93
Receiving	94-97
Rushing	98-102
Scoring	103-107
Total Offense	108-110
Opponent Records	111
Yulman Stadium Records	112

HISTORY

Year-by-Year Summaries	113-137
Year-by-Year Records	138-139
All-Time Coaches	140
Records vs. Opponents	141
Records vs. Ranked Teams	142
Green Wave in the Pros	143-145
Green Wave in the Pro Draft	146
All-Americans	147-149
Honors	150-151
Green Wave in All-Star Games	152
All-Time Lettermen	153-160
All-Time Assistant Coaches	161
Bowl History	162-167
Bowl Records	168
Attendance Records	169
Superdome Collegiate Records (1975-2013)	170

2017 SCHEDULE

Date	Opponent	Site	Time
Sept. 2	Grambling State (ESPN3)	Yulman Stadium	7 p.m.
Sept. 9	at Navy* (CBSSN)	Annapolis, Md.	2:30 p.m.
Sept. 16	at Oklahoma (Fox Sports Oklahoma)	Norman, Okla.	5 p.m.
Sept. 23	Army West Point	Yulman Stadium	TBA
Oct. 7	Tulsa*	Yulman Stadium	TBA
Oct. 14	at FIU	Miami, Fla.	TBA
Oct. 21	USF*	Yulman Stadium	TBA
Oct. 27 (Fri.)	at Memphis* (CBSSN)	Memphis, Tenn.	7 p.m.
Nov. 4	Cincinnati* (Homecoming)	Yulman Stadium	TBA
Nov. 11	at East Carolina*	Greenville, N.C.	TBA
Nov. 18	Houston*	Yulman Stadium	TBA
Nov. 25	at SMU*	Dallas, Texas	TBA
Dec. 2	American Championship Game	TBA	TBA

All Times Central and Subject to Change

Bold denotes home games

*American Athletic Conference game

2016 RESULTS

Date	Opponent	Site	Score
Sept. 1	at Wake Forest (ESPN3)	Winston-Salem, N.C.	L, 3-7
Sept. 10	Southern (ESPN3)	Yulman Stadium	W, 66-21
Sept. 17	Navy* (ASN/ESPN3)	Yulman Stadium	L, 14-21
Sept. 24	UL Lafayette (ESPN3)	Yulman Stadium	W, 41-39
Oct. 1	at UMass (ASN/ESPN3)	Foxboro, Mass.	W, 31-24
Oct. 14 (Fri.)	Memphis* (ESPNU)	Yulman Stadium	L, 14-24
Oct. 22	at Tulsa* (ESPNU)	Tulsa, Okla.	L, 27-50
Oct. 29	SMU* (Homecoming) (ESPNNews)	Yulman Stadium	L, 31-35
Nov. 5	at UCF* (ESPN3)	Orlando, Fla.	L, 6-37
Nov. 12	at Houston* (CBSSN)	Houston, Texas	L, 18-30
Nov. 19	Temple* (ASN/ESPN3)	Yulman Stadium	L, 0-31
Nov. 26	at UConn* (ESPNNews)	Storrs, Conn.	W, 38-13

Bold denotes home games

*American Athletic Conference game

CREDITS

The 2017 Tulane Football Media Guide is a publication of the Tulane Strategic Communications Office. Editors: Scottie Rodgers, Eric Hollier, Josh Bates, Adam Miller; Design: Eric Hollier, Josh Bates. Contributors: Roger Dunaway, Curtis Akey, Richie Weaver, Brian Miller, John Sudsbury, George Smith, Gayle LeTulle, American Athletic Conference Office, Tulane Strategic Communications Student Assistants, Tulane University Communications & Marketing; Special Thanks: Debbie Grant, Kathryn Hobgood Ray, Mike Strecker; Front and Back Cover Design: Summit Athletics. Photography: Parker Waters, Chris Graythen, David Browning, Sean Gardner, Tyler Kaufman, Aaron Sprecher, Paula Burch, NewOrleansOnline.com, Ned Dishman, Michael Hebert, New Orleans Metropolitan Convention & Visitors Bureau, NFL Team Public Relations Offices, Tulane Photography & Digital Imaging (Barry Lawrence) and Jerry Ward; Printing: Mele Printing.

ABOUT THIS PUBLICATION

This first edition of the 2017 Tulane Football Media Guide contains incomplete information in the introduction, staff and team sections. A final edition of this guide will be printed prior to the season and will be available on TulaneGreenWave.com.



Tulane University is an equal opportunity institution whose programs, services, activities and operations are without discrimination as to sex, color or national origin, and are not opposed to qualified handicapped persons.

General Information

QUICK FACTS

Location	New Orleans, La.
Founded	1834
Enrollment	13,449 (Private)
Nickname	Green Wave
Mascot	Riptide, Angry Wave
Colors	Olive Green & Sky Blue
Conference	American Athletic Conference
President	Michael A. Fitts
Director of Athletics	Troy Dannen
Faculty Representative	Mike Hogg
Stadium	Yulman Stadium (30,000)
Surface	UBU Speed Series 5M (Artificial)
Yulman Stadium Press Box	(504) 314-7490
Athletics Department Phone	(504) 865-5500
Athletics Ticket Information	(800) 488-5252

COACHING STAFF

Willie Fritz (Pittsburgh State, 1983)	Head Coach, 2nd year
Tulane Overall/Conference Records	4-8/1-7 The American
Overall Record/Year	197-82-1 (.705)/25th year
NCAA Record/Year	158-77-0 (.672)/21st year
Alex Atkins	Assistant Head Coach/Offensive Line, 2nd year
Doug Ruse	Offensive Coordinator/Quarterbacks, 2nd year
Jack Curtis	Defensive Coordinator, 2nd year
Jeff Conway	Wide Receivers, 2nd year
Chris Hampton	Secondary, 2nd year
Slade Nagle	Tight Ends, 2nd year
Jamaal Fobbs	Running Backs, 2nd year
Kevin Peoples	Defensive Line, 2nd year
Michael Mutz	Linebackers, 2nd year
Chris Couch	Special Teams Analyst/Recruiting, 2nd year
Derrick Sherman	Offensive Analyst/Recruiting, 2nd year
Johnny Jernigan	Defensive Analyst/Recruiting, 2nd year
Shane Meyer	Director of Football Operations, 2nd year
Wesley Fritz	Director of Player Personnel, 2nd year
Donn Landholm	Director of Player Development, 2nd year
Kati Morse	Director of New Media, 2nd year
Kyle Speer	Director of Strength & Conditioning (Football)
Mitchell Bernardo	Assistant Director, Football Video Operations
Walker Ashburn	Graduate Assistant, Defense
Jake Stone	Graduate Assistant, Defense
Mack Helms	Graduate Assistant, Offense
Jordy Joseph	Graduate Assistant, Offense
Patrick Duffey	Graduate Assistant, Recruiting
Salli Clavelle	Recruiting Operations Assistant
Liz Devlin-Ziegler	Senior Program Coordinator
Patsy Conway	Assistant Program Coordinator

TEAM INFORMATION

Offensive Formation	Multiple
Defensive Formation	Multiple
2016 Overall Record	4-8
2016 Conference Record/Finish	1-7/6th (American West)
Letterwinners Returning/Lost	49/17
Starters Returning	17 (8 offense/7 defense/2 specialists)
Starters Lost	8 (3 offense/4 defense/1 specialists)
Mid-Year Enrollees	6

THE OFFICIAL WEBSITE OF TULANE ATHLETICS

TulaneGreenWave.com

- The latest news, notes, statistics, schedules and results of Tulane Athletics
- Profiles and features on Tulane coaches and student-athletes
- Live video and audio broadcasts of Tulane football, men's basketball, women's basketball, baseball and volleyball games, as well as special presentations and news conferences
- Online ticket information for Green Wave athletics events
- Green Wave merchandise and Riptides Kids Club information

COLLEGEPRESSBOX.COM

CollegePressBox.com is the official media website for American Athletic Conference football and the media home for information on every Division I team and conference. Access and download weekly game notes, quotes, statistics, media guides, photos and more for the conference and each of its 12 member schools throughout the season.

Login information will be distributed to accredited media or you can apply for a password by sending an e-mail to password@collegepressbox.com.

HISTORY OF THE GREEN WAVE

From 1893 to 1919, the athletic teams of Tulane were known as the Olive and Blue. In 1919, the Tulane Weekly, one of Tulane's many student newspapers at the time, began calling the football team the Greenbacks.

On Oct. 20, 1920, Earl Sparling, the editor of the Tulane Hullabaloo, wrote a football song which was printed in the newspaper. The song was titled "The Rolling Green Wave." Although the name was not immediately adopted, it began to receive acceptance. A month later, a report of the Tulane-Mississippi A&M game in the Hullabaloo referred to the team as the Green Wave.

By the end of the season, the Hullabaloo was using the term Green Wave to refer to all Tulane athletic teams, as were many daily papers, although as late as 1923, the name Greenbacks was still in use.

In its infancy, Tulane's mascot was depicted as a pelican riding on a surf board. The surfing pelican image lasted for more than 50 years.

The "Greenie" was adopted in 1955. It was created by John Chase, a local cartoonist who drew the covers of the Tulane football program and those of many teams throughout the South.

When Dr. Rix Yard became the athletic director in 1963, he felt Tulane needed a more virile symbol for its teams. Working with Eldon Endacott, the manager of the Tulane bookstore, he arranged for a new mascot to be created. Several sketches were submitted by Art Evans, art director for Angelus-Pacific, Co., in Fullerton, Calif. The angry-looking wave was adopted in 1964, and the block "T" with waves became the Tulane athletics logo in 1986.

Tulane unveiled a new family of marks in August 1998. The new logos featured the return of the pelican to the Green Wave look, along with the use of a "T" with a modern "wave" as a primary logo mark. A new pelican mascot was introduced and given the name Riptide by a vote of Tulane students.

In the summer of 2015, Riptide received its first make-over since its inception and featured a more modern, sleeker look.

Tulane fans will see a familiar face this season as the "Angry Wave" returns as the Green Wave's primary mark of Tulane Athletics in 2017-18 with the "T-Wave" remaining as the secondary mark.



Strategic Communications

The Tulane Strategic Communications staff stands ready to assist in your coverage of all Green Wave athletics teams in 2017-18. For information regarding securing credentials, arranging interviews, broadcast coverage, obtaining statistics or photos, please contact the appropriate member of the Strategic Communications staff. The Strategic Communications offices are located on the second floor of the James W. Wilson Jr., Center. Parking is available in the Claiborne Lot (accessible off Claiborne Avenue next to Greer Field at Turchin Stadium).

Please take a moment to read the important media information below.

MEDIA OPPORTUNITIES & SERVICES

Weekly News Conference

During the regular season, head coach Willie Fritz and selected players will meet with the media each Tuesday (except for the bye week) at a designated time set prior to the season. Requests for specific players should be made to the Strategic Communications office.

Interviews

All interview requests for head coach Willie Fritz, any assistant coaches and players must be coordinated through the Strategic Communications office.

During the regular season, student-athletes are available for interviews, either in person or on the phone, before or after practice Monday through Wednesday. In order to arrange for student-athlete interviews, please provide 24 hours notice to the Strategic Communications office. Student-athlete interviews may be conducted in the atrium of the Wilson Center, in Yulman Stadium or in the Strategic Communications Office. The Tulane training room, football locker room and weight room are off-limits to the media.

For telephone interviews, student-athletes will be provided with the number and will make the call at a mutually-agreed upon time. Phone numbers of student-athletes will not be made available to the media.

Practice Coverage

Regular-season practices will be held in Yulman Stadium and are open to the media. Practices during the regular season may be closed or moved without notice. Please contact the Strategic Communications office if you plan on attending practice.

Still photographs and video may be shot during selected segments of practice by approved agencies. After that time, photographers will be asked not to shoot. Media are asked to remain on the sidelines or in the stands during practice, and are asked not to speak to players or coaches during the workout.

Website

Updated statistics, game recaps, weekly and daily releases, player and coaches' bios, historical, broadcast and ticket information, can be found at TulaneGreenWave.com. Media are encouraged to check the website regularly for the latest Green Wave athletics news.

Video Services

Requests for video footage of the football team should be made to the Strategic Communications office. Please allow a minimum of three days lead time for video requests.

Accessing Information

In addition to TulaneGreenWave.com and the official football-specific social media outlets, the latest news, weekly releases, updated depth charts, rosters and season and single game statistics can be sent on a daily or weekly basis via e-mail. Contact the appropriate staff member in the Strategic Communications office to be added to the sports' media distribution list.

GAME DAY COVERAGE

Credential Requests

All requests for media, radio, television, photography, scouting and parking credentials for practice and game day coverage, should be made in writing, on company letterhead or via e-mail (company name in address), to the Strategic Communications office. Requests to cover a specific game should be made at least one week prior. Game credentials will not be mailed, but can be picked up in the Strategic Communications office during the week or at the media will-call location outside of Yulman Stadium. Any media credentials not picked up during the week will be available at media will-call beginning three hours prior to the game.

All space for the working press, radio and television for Tulane football games is allocated by the Strategic Communications office, which reserves the right to deny credentials to any outlet. Freelance and/or non-daily writers may be asked to produce copies of actual publications in which their work has appeared. Seating in the press box at Yulman Stadium is for working media and scouts only.

Media credentials will be issued to working media only. Credentials are not transferable and use by anyone other than members of the working media is prohibited. Credentials used in an unauthorized manner will be revoked. News organizations allowing unauthorized individuals to use credentials will have their credentials revoked. All press credentials remain the property of the Tulane Athletics Department and must be returned upon request. Credentials will NOT be mailed.

Will Call

Any media credentials not picked up during game week at the Wilson Center will be available on game day at Yulman Stadium Media Will-Call at Donna & Paul Flower Way (located in the alley between the James W. Wilson Jr. Center and Greer Field at Turchin Stadium).

Scottie Rodgers

Associate Athletics Director



Office: 504-862-8249

Cell: 504-491-7610

E-Mail:

srodger1@tulane.edu

Sport Assignments:

Football, Women's Golf

Eric Hollier

Associate Director



Office: 504-314-7271

Cell: 225-978-4590

E-Mail:

ehollier1@tulane.edu

Sport Assignments:

Football (Secondary),
Baseball, Bowling

Adam Miller

Associate Director



Office: 504-314-7219

Cell: 504-214-7249

E-Mail:

amiller10@tulane.edu

Sport Assignments:

Men's Basketball, Women's
Swimming & Diving

Josh Bates

Assistant Director



Office: 504-314-2458

Cell: 504-355-6283

E-Mail:

jbates3@tulane.edu

Assignments:

Football (Secondary),
Women's Basketball,
Men's Tennis, Women's Tennis

TBD

Graduate Assistant



Office: TBD

Cell: TBD

E-Mail:

TBD

Assignments:

Volleyball, Beach Volleyball
Cross Country/Track & Field

Strategic Communications

Game Day Media Services

The James W. Wilson Media Center is located on the west side of Yulman Stadium and opens three hours prior to kickoff.

Meals for credentialed media will be served in the media tent on Mintz Field beginning two hours before game time until kickoff. Refreshments will be available throughout the game in the media center.

Game notes, programs, a flip card and statistics will be provided prior to the game. Play-by-play and quick statistics, final team, individual and defensive statistics, drive charts and coaches' quotes also will be provided. Complete sets of information will be available approximately 20 minutes after the game.

Sidelines

Tulane follows guidelines set forth by the NCAA Public Relations Committee, the NCAA Football Rules Committee, the American Football Coaches Association and the National Press Photographers Association. Photographers are not permitted between the 25-yard lines and must have credentials visible at all times. Photographers are required to go behind the team benches to pass from one end of the field to the other.

Uniformed security personnel will patrol the sidelines and anyone holding a media pass who is not actively involved in coverage of the game will be escorted from the sideline. Children under 12 will not be issued media or sideline credentials. Similar procedures will be in effect in the press box.

Postgame Interviews

For home games, Tulane's postgame interviews takes place in the squad room, located on the second floor of the James W. Wilson Athletics Center. Media can access the squad room through the west rear entrance of the Wilson Center. The visitor's locker room is located at the northwest end of Yulman Stadium. The athletics communications contact of the visiting school will establish admittance policies to the visiting locker room.

Head coach Willie Fritz and requested players will be available postgame approximately 10 minutes after each game. Tulane's locker room is closed.

AMERICAN ATHLETIC CONFERENCE MEDIA SERVICES

Associate Commissioner (Communications and External Relations)

Bernadette Cafarelli
Phone: 401-453-0660
E-Mail: bcafarelli@theamerican.org

Assistant Commissioner (Communications)

Chuck Sullivan
Phone: (401) 453-0660
E-Mail: csullivan@theamerican.org

MEDIA TELECONFERENCE

The American Athletic Conference coordinates a weekly teleconference of the league's 12 head football coaches, beginning Monday, Aug. 29, and continuing each Monday through Nov. 28. Each coach will be available for 10 minutes.

Media members who wish to access the teleconference should contact Chuck Sullivan at the American Athletic Conference for the call-in information.

The call begins at 11 a.m. ET (10 a.m. CT), with the order of schools as follows:

Schedule

10 a.m. Ken Niumatalolo, Navy
10:10 a.m. Chad Morris, SMU
10:20 a.m. Randy Edsall, UConn
10:30 a.m. Scottie Montgomery, East Carolina
10:40 a.m. Philip Montgomery, Tulsa
10:50 a.m. Major Applewhite, Houston
11 a.m. Luke Fickell, Cincinnati
11:10 a.m. Charlie Strong, USF
11:20 a.m. Geoff Collins, Temple
11:30 a.m. Mike Norvell, Memphis
11:40 a.m. Scott Frost, UCF
11:50 a.m. Willie Fritz, Tulane

An archive of each call will be available on the American Athletic Conference website at TheAmerican.org shortly after the call's completion.

2017 OPPONENT FOOTBALL CONTACTS

Grambling State	Karen Carty
Office	318-274-6007
E-Mail	cartyk@gram.edu
Navy	Scott Strasemeier
Office	410-293-8775
E-Mail	sstrasem@usna.edu
Oklahoma	Mike Houck
Office	405-325-8227
E-Mail	mhouck@ou.edu
Army West Point	Matt Faulker
Office	845-938-6871
E-Mail	matthew.faulkner@usma.edu
Tulsa	Don Tomkalski
Office	918-631-3200
E-Mail	donald-tomkalski@utulsa.edu
FIU	Paul Dodson
Office	305-348-3164
E-Mail	pdodson@fiu.edu
USF	Brian Siegrist
Office	813-974-4086
E-Mail	siegrist@usf.edu
Memphis	Tammy DeGroof
Office	901-678-5787
E-Mail	tdegroff@memphis.edu
Cincinnati	Ryan Koslen
Office	513-497-3132
E-Mail	ryan.koslen@uc.edu
East Carolina	Tom McClellan
Office	252-737-1274
E-Mail	mcclellan@ecu.edu
Houston	David Bassity
Office	713-743-9409
E-Mail	dbassity@central.uh.edu
SMU	Brad Sutton
Office	214-768-1651
E-Mail	bsutton@smu.edu



2017 ROSTER BREAKDOWN

Starters Returning/Lost

Offensive

Starters Returning (8)

	Career Starts
QB Glen Cuiellette	10
RB Dontrell Hilliard	21
WR Terren Encalade	19
WR Darnell Mooney	8
TE Kendall Ardoin	16
C Junior Diaz	7
OL Leeward Brown	12
OL John Leglue	13

Defensive

Starters Returning (7)

	Career Starts
NT Sean Wilson	23
DE Ade Aruna	23
LB Zachery Harris	7
CB Parry Nickerson	33
CB Donnie Lewis, Jr.	19
FS Jarrod Franklin	26
SS Roderic Teamer, Jr.	15

Special Teams

Starters Returning (2)

	Career Starts
P Zachary Block	19
LS Geron Eatherly	11

Offensive Starters Lost (3)

	Career Starts
WR Devon Breaux	19
OL Chris Taylor	42
OL Todd Jacquet	29

Defensive Starters Lost (4)

	Career Starts
DT Tanzel Smart	36
LB Nico Marley	48
LB Eric Thomas	16
NB Richard Allen	15

Special Teams Starters Lost (1)

	Career Starts
PK Andrew DiRocco	36

Lettermen Returning/Lost

Offensive Lettermen Returning (21)

TE Kendall Ardoin, RB Sherman Badie, RB Darius Bradwell, OL Leeward Brown, QB Glen Cuiellette, C Junior Diaz, WR Devin Glenn, WR Andrew Hicks, RB Dontrell Hilliard, WR Chris Johnson, OL Devon Johnson, OL Tyler Johnson, TE Charles Jones, II, OL John Leglue, OL Keyshawn McLeod, WR Darnell Mooney, WR D.J. Owens, OL/TE John Washington, RB Andrew Zuckerman

Defensive Lettermen Returning (26)

DE Ade Aruna, LB Larry Bryant, DE Quinlan Carroll, S Sam Davis, DT Braynon Edwards, S Jarrod Franklin, LB Lawrence Graham, DB P.J. Hall, DB Sean Harper, S Will Harper, LB Zachery Harris, DE Luke Jackson, DE Robert Kennedy, DB Thakarius Keyes, CB Donnie Lewis, Jr., DB Eric Lewis, CB Stephon Lofton, LB Rae Juan Marbley, DB Chase Napoleon, CB Parry Nickerson, NB Taris Shenall, S Roderic Teamer, Jr., DT Eldrick Washington, DE Daren Williams, DT Sean Wilson, DE Peter Woullard

Special Teams Lettermen Returning (2)

P/PK Zachary Block, LS Aaron Golub

Offensive Lettermen Lost (12)

WR Devon Breaux, WR Tristan Cooper, WR Larry Dace, III, OL Todd Jacquet, TE Sergio Medina, RB Josh Rounds, OL Kenneth Santa Marina, OL Jason Stewart, OL Chris Taylor, RB Lazedrick Thompson, TE William Townsend, TE Marshall Wadleigh

Defensive Lettermen Lost (4)

NB Richard Allen, LB Nico Marley, DT Tanzel Smart, LB Eric Thomas

Special Teams Lettermen Lost (1)

PK Andrew DiRocco

Breakdown by Class

Seniors (14):

DE Ade Aruna, RB Sherman Badie, DE Quinlan Carroll, S Jarrod Franklin, LS Aaron Golub, RB Dontrell Hilliard, DE Luke Jackson, LB Rae Juan Marbley, WR Brian Newman, CB Parry Nickerson, DT Paul Staudinger, DT Eldrick Washington, DE Daren Williams, DT Sean Wilson

Juniors (27):

TE Kendall Ardoin, QB Jonathan Banks, RB Jared Bertrand, P/PK Zachary Block, C Dominique Briggs, Jr., P Enrique Carrasquero, WR Jabril Clewis, QB Glen Cuiellette, S Sam Davis, C Junior Diaz, DT Braynon Edwards, WR Terren Encalade, LB Sterling Fitzwater, WR Devin Glenn, WR Reed Green, LB Zachery Harris, PK Randy Harvey, WR Andrew Hicks, TE Charles Jones, II, OL Devon Johnson, DE Robert Kennedy, OL John Leglue, CB Donnie Lewis, Jr., CB Stephon Lofton, NB Taris Shenall, S Roderic Teamer, Jr., DE Peter Woullard

Sophomores (25):

RB Darius Bradwell, QB Johnathan Brantley, OL Leeward Brown, LB Larry Bryant, RB Corey Dauphine, LS Geron Eatherly, WR Rocky Ferony, PK Merek Glover, LB Lawrence Graham, DB P.J. Hall, DB Sean Harper, S Will Harper, CB John Helow, QB P.J. Hurst, WR Chris Johnson, OL Tyler Johnson, DB Thakarius Keyes, DB Eric Lewis, OL Keyshawn McLeod, WR Darnell Mooney, DB Chase Napoleon, WR D.J. Owens, OL/TE John Washington, OL Brian Webb, RB Andrew Zuckerman

Freshmen/Redshirt Freshmen (7):

RB Stephon Huderson, CB Tre Jackson, PK/P Coby Neenan, DL Deion Rainey, WR Jacob Robertson, Jr., RB Miles Strickland, DL De'Andre Williams

Mid-Year Enrollees (6):

QB Jonathan Banks, C Dominique Briggs, Jr., RB Corey Dauphine, WR Jabril Clewis, RB Stephon Huderson, OL Hunter Knighton

Redshirt for 2017 (1):

RB Corey Dauphine

PRESEASON DEPTH CHART

Offense

QB	4 Jonathan Banks (6-2, 215, Jr.) 14 Glen Cuiellette (6-0, 215, R.Jr.) 1 Johnathan Brantley (6-1, 195, So.)
RB	26 Dontrell Hilliard (6-0, 205, Sr.) 3 Sherman Badie (6-0, 205, R.Sr.) 8 Stephon Huderson (5-9, 190, Fr.) 11 Darius Bradwell (6-1, 230, So.)
WR (X)	15 Jacob Robertson, Jr. (6-0, 170, R.Fr.) 85 Jabril Clewis (6-2, 215, Jr.)
WR (H)	5 Terren Encalade (6-0, 190, R.Jr.) 81 D.J. Owens (5-10, 195, So.)
WR (Z)	86 Darnell Mooney (5-11, 175, So.) 7 Devin Glenn (5-7, 160, Jr.)
TE (Y)	84 Charles Jones, II (6-4, 255, R.Jr.) 89 Kendall Ardoin (6-5, 240, R.Jr.)
LT	53 Keyshawn McLeod (6-4, 305, RSo.) 50 Tyler Johnson (6-3, 280, So.)
LG	52 Dominique Briggs, Jr. (6-3, 290, Jr.) 58 Brian Webb (6-2, 310, RSo.)
C	51 Junior Diaz (6-2, 300, R.Jr.) 69 Hunter Knighton (6-5, 300, Gr.)
RG	73 Leeward Brown (6-4, 335, RSo.) 76 John Washington (6-2, 295, RSo.)
RT	72 John Leglue (6-7, 310, R.Jr.) 74 Devon Johnson (6-5, 305, R.Jr.)

Defense

DE	57 Peter Woullard (6-4, 255, R.Jr.) 54 Quinlan Carroll (6-2, 220, R.Sr.)
DT	91 Eldrick Washington (6-2, 285, R.Sr.) 48 D'Andre Williams (6-3, 280, R.Fr.)
NT	94 Sean Wilson (6-4, 305, Sr.) 65 Braynon Edwards (6-2, 330, R.Jr.)
DE	87 Ade Aruna (6-6, 270, R.Sr.) 44 Luke Jackson (6-3, 245, R.Sr.)
MLB	56 Rae Juan Marbley (6-0, 245, Sr.) 35 Lawrence Graham (5-10, 235, So.)
WLB	40 Zachery Harris (6-0, 225, R.Jr.) 36 Larry Bryant (6-1, 205, So.)
LCB	21 Donnie Lewis, Jr. (6-1, 190, R.Jr.) 37 Thakarius Keyes (6-1, 190, So.)
RCB	17 Parry Nickerson (6-0, 180, R.Sr.) 11 Tre Jackson (5-9, 185, R.Fr.)
NB	6 Jarrod Franklin (6-0, 205, R.Sr.) 16 P.J. Hall (5-11, 190, So.)
FS	19 Taris Shenall (6-0, 190, Jr.) 4 Will Harper (6-0, 195, So.)
SS	2 Roderic Teamer, Jr. (6-0, 210, Jr.) 12 Sean Harper (6-1, 205, So.)

Special Teams

PK	43 Coby Neenan (6-2, 185, R.Fr.) 45 Randy Harvey (6-0, 205, Jr.)
P	49 Zachary Block (6-5, 200, Jr.) 41 Enrique Carrasquero (5-11, 195, Jr.)
LS	60 Geron Eatherly (6-0, 210, So.) 96 Aaron Golub (6-2, 205, Sr.)
HO	14 Glen Cuiellette (6-0, 215, R.Jr.) 5 Terren Encalade (6-0, 190, R.Jr.)
KOR	3 Sherman Badie (6-0, 205, R.Sr.) 26 Dontrell Hilliard (6-0, 205, Sr.) 7 Devin Glenn (5-7, 160, Jr.) 13 Brian Newman (5-8, 185, Sr.)
PR	21 Donnie Lewis, Jr. (6-1, 190, R.Jr.) 26 Dontrell Hilliard (6-0, 200, Sr.)

2017 Rosters

No	Player	Pos	Cl.	No	Player	Pos	Ht	Wt	Cl./Exp.	Hometown/Previous School(s)
1.....	Johnathan Brantley	QB	So.	89	Kendall Ardoin	TE	6-5	240	RJr.-2L	Ville Platte, La./Ville Platte
2.....	Corey Dauphine	RB	Jr.	87	Ade Aruna	DE	6-6	270	RSr.-3L	Akure, Nigeria/La Lumiere (Ind.) School
2.....	Roderic Teamer, Jr.	S	Jr.	3	Sherman Badie	RB	6-0	205	RSr.-3L	Metairie, La./John Curtis Christian
3.....	Sherman Badie	RB	RSr.	4	Jonathan Banks	QB	6-2	215	Jr.-TR	Humble, Texas/ Kansas State/Independence CC
4.....	Jonathan Banks	QB	Jr.		Tirise Barge	DB	5-11	175	Fr.-HS	Moultrie, Ga./Colquitt County HS
4.....	Will Harper	S	So.	29	Jared Bertrand	RB	5-5	180	Jr.-SQ	Covington, La./Archbishop Hannan
5.....	Terren Encalade	WR	RJr.	49	Zachary Block	P/PK	6-5	200	Jr.-2L	Clermont, Fla./East Ridge
6.....	Jarrold Franklin	NB	RSr.	11	Darius Bradwell	RB	6-1	230	So.-1L	Tallahassee, Fla./Godby
7.....	Devin Glenn	WR	Jr.	1	Johnathan Brantley	QB	6-1	195	So.-1L	Houston, Texas/C.E. King
8.....	Stephon Huderson	RB	Fr.	52	Dominique Briggs, Jr.	C	6-3	290	Jr.-TR	Tulsa, Okla./Coffeyville CC
9.....	Chris Johnson	WR	So	73	Leeward Brown	OL	6-4	335	RSo.-1L	Miami, Fla./Miramar
10.....	P.J. Hurst	QB	So		Quentin Brown	LB	6-2	200	Fr.-HS	Conroe, Texas/Conroe HS
11.....	Darius Bradwell	RB	So.	36	Larry Bryant	LB	6-1	205	So.-1L	Kennesaw, Ga./North Cobb
11.....	Tre Jackson	CB	RFr.	41	Enrique Carrasquero	P	5-11	195	Jr.-SQ	Metairie, La./Rummell
12.....	Sean Harper	DB	So.	54	Quinlan Carroll	DE	6-2	220	RSr.-3L	Belle Chasse, La./Belle Chasse
13.....	Brian Newman	WR	RJr.		Joey Claybrook	OL	6-6	285	Fr.-HS	Starkville, Miss./Starkville HS
14.....	Glen Cuiellette	QB	RJr.	85	Jabril Clewis	WR	6-2	215	Jr.-TR	San Diego, Calif./ San Diego State/Grossmont College
15.....	Jacob Robertson, Jr.	WR	RFr.	14	Glen Cuiellette	QB	6-0	215	RJr.-1L	Mandeville, La./Mandeville
16.....	P.J. Hall	DB	So.	2	Corey Dauphine	RB	6-0	200	So.-RTR	Port Arthur, Texas/Texas Tech
17.....	Parry Nickerson	CB	RSr.	51	Junior Diaz	C	6-2	300	RJr.-2L	Miami, Fla./Miami Central
19.....	Taris Shenall	FS	Jr.		Corey Dublin	OL	6-4	285	Fr.-HS	New Orleans/Jesuit HS
20.....	Chase Napoleon	DB	So.	60	Geron Eatherly	LS	6-0	210	So.-1L	San Antonio, Texas/Tom C. Clark
21.....	Donnie Lewis, Jr.	CB	RJr.	65	Braynon Edwards	DT	6-2	330	RJr.-1L	Miami, Fla./Gulliver Prep
24.....	Eric Lewis	DB	So.	5	Terren Encalade	WR	6-0	190	RJr.-2L	East Pointe a la Hache, La./Belle Chasse
26.....	Dontrell Hilliard	RB	Sr.	34	Rocky Ferony	WR	6-3	185	RFr.-SQ	Cedar Park, Texas/Cedar Park
28.....	Deion Rainey	DL	RFr.	6	Jarrold Franklin	NB	6-0	205	RSr.-3L	Baton Rouge, La./Univ. Laboratory School
29.....	Jared Bertrand	RB	Jr.	7	Devin Glenn	WR	5-7	160	Jr.-2L	New Orleans, La./Warren Easton
31.....	Miles Strickland	RB	RFr.	62	Merek Glover	PK	6-0	195	So.-SQ	Long Island, N.Y./Friend's Academy
32.....	Stephon Lofton	CB	RJr.	96	Aaron Golub	LS	6-2	205	Sr.-2L	Newton, Mass./Newton South
34.....	Rocky Ferony	WR	RFr.	35	Lawrence Graham	LB	5-10	235	So.-1L	Lauderhill, Fla./American Heritage School
35.....	Lawrence Graham	LB	So.	82	Reed Green	WR	6-1	190	Jr.-SQ	Meridian, Miss./West Lauderdale
36.....	Larry Bryant	LB	So.	16	P.J. Hall	DB	5-11	190	So.-1L	Hoover, Ala./Hoover
37.....	Thakarius Keyes	DB	So.	12	Sean Harper	DB	6-1	205	So.-1L	Fayetteville, Ga./Fayette County
40.....	Zachery Harris	LB	RJr.	4	Will Harper	S	6-0	195	So.-1L	Memphis, Tenn./Sandy Creek (Ga.)
41.....	Enrique Carrasquero	P	Jr.	40	Zachery Harris	LB	6-0	225	RJr.-2L	New Orleans, La./Holy Cross
43.....	Coby Neenan	PK/P	RFr.	45	Randy Harvey	PK	6-0	205	Jr.-2L	Destrehan, La./Destrehan
44.....	Luke Jackson	DE	RSr.	80	Andrew Hicks	WR	6-3	230	Jr.-1L	Belle Chasse, La./Belle Chasse
45.....	Randy Harvey	PK	Jr.	26	Dontrell Hilliard	RB	6-0	205	Sr.-3L	Baton Rouge, La./Scotlandville
47.....	Andrew Zuckerman	RB	So.	8	Stephon Huderson	RB	5-9	190	Fr.-HS	Petal, Miss./Petal HS
48.....	De'Andre Williams	DL	RFr.	10	P.J. Hurst	QB	6-1	175	So.-SQ	Pacific Palisades, Calif./Palisades Charter
49.....	Zachary Block	P/PK	Jr.		Cameron Jackel	OL	6-6	300	Fr.-HS	Marrero, La./Archbishop Shaw HS
50.....	Tyler Johnson	OL	So.	44	Luke Jackson	DE	6-3	245	RSr.-2L	LaPlace, La./St. Charles Catholic
51.....	Junior Diaz	C	RJr.	11	Tre Jackson	CB	5-9	185	RFr.-SQ	Baton Rouge, La./University Laboratory School
52.....	Dominique Briggs, Jr.	C	Jr.	9	Chris Johnson	WR	6-1	195	So.-1L	Baton Rouge, La./Scotlandville Magnet
53.....	Keyshawn McLeod	OL	RSo.	74	Devon Johnson	OL	6-5	305	RJr.-2L	Amite, La./Amite
54.....	Quinlan Carroll	DE	RSr.		Patrick Johnson	DE	6-2	240	Fr.-HS	Chattanooga, Tenn./Notre Dame HS
56.....	Rae Juan Marbley	LB	Sr.	50	Tyler Johnson	OL	6-3	280	So.-1L	Stone Mountain, Ga./Stephenson
57.....	Peter Woullard	DE	RJr.	84	Charles Jones, II	TE	6-4	255	RJr.-2L	New Orleans, La./St. Augustine
58.....	Brian Webb	OL	RSo.	90	Robert Kennedy	DE	6-1	270	RJr.-2L	Belle Chasse, La./Belle Chasse
60.....	Geron Eatherly	LS	So.	37	Thakarius Keyes	DB	6-1	190	So.-1L	Laurel, Miss./Laurel
62.....	Merek Glover	PK	So.	69	Hunter Knighton	OL	6-5	300	Gr.-TR	Pottstown, Pa./Miami (Fla.)
65.....	Braynon Edwards	DT	RJr.		Nick Kubiet	DE	6-4	240	Fr.-HS	Palm Coast, Fla./Matanzas HS
69.....	Hunter Knighton	OL	Gr.		Chase Kuerschen	DB	6-1	205	Fr.-HS	Knoxville, Tenn./Knoxville Catholic HS
72.....	John Leglue	OL	RJr.		Willie Langham	DB	6-1	185	Fr.-HS	McAdory, Ala./McAdory HS
73.....	Leeward Brown	OL	RSo.		Kevin LeDee	WR	6-5	185	Fr.-HS	Cypress Ridge, Texas/Cypress Ridge HS
74.....	Devon Johnson	OL	RJr.		Dane Ledford	QB	6-0	195	Fr.-HS	Argyle, Texas/Argyle HS
76.....	John Washington	OL/TE	RSo.							
80.....	Andrew Hicks	WR	Jr.							

2017 Rosters

No	Player	Pos	Ht	Wt	Cl./Exp.	Hometown/Previous School(s)
72	John Leglue	OL	6-7	310	RJr.-2L	Alexandria, La./Holy Savior Menard Central
21	Donnie Lewis, Jr.	CB	6-0	190	RJr.-2L	Baton Rouge, La./Central
24	Eric Lewis	DB	5-11	190	So.-1L	LaPlace, La./St. Charles Catholic
32	Stephon Lofton	CB	6-0	185	RJr.-2L	New Orleans, La./Miller-McCoy Academy
56	Rae Juan Marbley	LB	6-0	245	Sr.-3L	Destrehan, La./Destrehan
	Khalil McClain	QB	6-3	220	Fr.-HS	Creekside, Ga./Creekside HS
53	Keyshawn McLeod	OL	6-4	305	RSO.-1L	Port Charlotte, Fla./Port Charlotte
	Jaylon Monroe	DB	5-9	175	Fr.-HS	Mesquite, Texas/West Mesquite HS
	Monty Montgomery	LB	5-11	210	Fr.-HS	Norcross, Ga./Norcross HS
	Marvin Moody	LB	6-3	210	Fr.-HS	Bryant, Ark./Bryant HS
86	Darnell Mooney	WR	5-11	175	So.-1L	Gadsden, Ala./Gadsden City
20	Chase Napoleon	DB	5-9	205	So.-1L	Grand Prairie, Texas/South Grand Prairie
43	Coby Neenan	PK/P	6-2	185	RFr.-SQ	Dothan, Ala./Northview
13	Brian Newman	WR	5-8	185	Sr.-SQ	Houston, Texas/St. Pius X
17	Parry Nickerson	CB	6-0	180	RSr.-3L	Algiers, La./West Jefferson
81	D.J. Owens	WR	5-10	195	So.-1L	Acworth, Ga./North Paulding
28	Deion Rainey	DL	6-2	250	RFr.-SQ	Baton Rouge, La./ Southern University Lab School
15	Jacob Robertson, Jr.	WR	6-0	170	RFr.-SQ	College Park, Ga./Woodward Academy
	Cameron Sample	DE	6-4	255	Fr.-HS	Snellville, Ga./Shiloh HS
	Michael Scott	DE	6-3	230	Fr.-HS	Tallahassee, Fla./North Florida Christian HS
19	Taris Shenall	FS	6-0	190	Jr.-2L	Marrero, La./John Ehret
	Torri Singletary, Jr.	DE	6-4	215	Fr.-HS	Baldwin, Fla./Baldwin HS
95	Paul Staudinger	DT	6-7	260	Sr.-SQ	Rye, N.Y./Rye
31	Miles Strickland	RB	5-9	185	RFr.-SQ	Madison, Ala./Bob Jones
2	Roderic Teamer, Jr.	S	6-0	210	Jr.-2L	New Orleans, La./Brother Martin
	Jaetavian Toles	WR	6-1	175	Fr.-HS	Stratford, Texas/Stratford HS
	Travis Tucker	WR	6-3	215	Fr.-HS	Senatobia, Miss./Senatobia HS
	KJ Vault	LB	6-1	200	Fr.-HS	Hoover, Ala./Hoover HS
	Will Wallace	TE	6-4	250	Fr.-HS	Natchez, Miss./Cathedral HS
91	Eldrick Washington	DT	6-2	285	RSr.-3L	Harvey, La./Helen Cox
76	John Washington	OL/TE	6-2	295	RSO.-1L	West Monroe, La./West Monroe
58	Brian Webb	OL	6-2	310	RSO.-SQ	New Orleans, La./Miller-McCoy Academy
48	De'Andre Williams	DL	6-3	280	RFr.-SQ	Baton Rouge, La./Scotlandville Magnet
94	Sean Wilson	DT	6-4	305	Sr.-3L	Port Sulphur, La./South Plaquemines
57	Peter Woullard	DE	6-4	255	RJr.-1L	New Orleans, La./St. Augustine
47	Andrew Zuckerman	RB	5-9	190	So.-1L	Potomac, Md./Winston Churchill

No	Player	Pos	Cl.
81	D.J. Owens	WR	So.
82	Reed Green	WR	Jr.
84	Charles Jones, II	TE	RJr.
85	Jabril Clewis	WR	Jr.
86	Darnell Mooney	WR	So.
87	Ade Aruna	DE	RSr.
89	Kendall Ardoin	TE	RJr.
90	Robert Kennedy	DE	RJr.
91	Eldrick Washington	DT	RSr.
94	Sean Wilson	DT	Sr.
95	Paul Staudinger	DT	Sr.
96	Aaron Golub	LS	Sr.
	Tirise Barge	DB	Fr.
	Quentin Brown	LB	Fr.
	Joey Claybrook	OL	Fr.
	Corey Dublin	OL	Fr.
	Cameron Jackel	OL	Fr.
	Patrick Johnson	DE	Fr.
	Nick Kubiet	DE	Fr.
	Chase Kuerschen	DB	Fr.
	Willie Langham	DB	Fr.
	Kevin LeDee	WR	Fr.
	Dane Ledford	QB	Fr.
	Khalil McClain	QB	Fr.
	Jaylon Monroe	DB	Fr.
	Monty Montgomery	LB	Fr.
	Marvin Moody	LB	Fr.
	Cameron Sample	DE	Fr.
	Michael Scott	DE	Fr.
	Torri Singletary, Jr.	DE	Fr.
	Jaetavian Toles	WR	Fr.
	Travis Tucker	WR	Fr.
	KJ Vault	LB	Fr.
	Will Wallace	TE	Fr.

PRONUNCIATION GUIDE

ADE ARUNAuh-**DAY** uh-**ROON**-uh
 Kendall **ARDOIN****AR**-dwayn
 Sherman **BADIE****BAY**-dee
 Jabril **CLEWIS****CLU**-is
 Glen **CUIELLETT**kwee-**YET**
 Junior **DIAZ****DEE**-az
 Terren **ENCALADE****ON**-cuh-lahd
GERON EATHERLYG-**AIR**-un Eh-**THERE**-ly
 Aaron **GOLUB****Gah**-lub

DONTRELL HILLIARDdon-**TREL HIL**-yard
STEPHON Huderson**stef-ON**
RAE JUAN Marbley ray-**ZHAN**
THAKARIUS Keyes**THACK-air-e-us**
 Coby **NEENAN****Knee-None**
PARRY Nickerson**PER**-ee
 Paul **STAUDINGER****STAW**-den-jer
ELDRICK Washington**ELD**-rick
 Peter **WOULLARD****WOOL**-urd

Yulman Stadium



Yulman Stadium, the crown jewel of the university's athletics complex, opened its doors for the first time in front of a capacity crowd on September 6, 2014 against Georgia Tech. Yulman Stadium marked the beginning of a renaissance of Tulane Athletics, which saw Green Wave football return to campus for the first time in nearly 40 years.

Tulane's new home field advantage came from the generosity of three couples in particular - Richard Yulman and his late wife Janet, Gayle and Tom Benson and Jill and Avie Glazer.

Richard Yulman, the retired chairman and owner of mattress manufacturing giant Serta International, donated \$15 million toward construction of this \$73 million facility. Yulman Stadium is named in honor of Richard, Janet and the Yulman family.

New Orleans Saints owner Tom Benson and his wife Gayle, a member of the Board of Tulane, donated \$7.5 million to Yulman Stadium. Benson Field, which will host the games of Yulman Stadium, is named in their honor.

Jill and Avie Glazer supported the stadium with a multi-million dollar gift. The Jill H. and Avram A. Glazer Family Club, the premium space in which to experience games at Yulman Stadium is named in their honor.

Construction of Yulman Stadium began in January 2013. Gould Evans and Associates and Lee Ledbetter & Associates served as the project architects, while Woodward Design + Build LLC was the contractor.

Tulane football has been a part of the fabric of New Orleans since the Green Wave played its first season back in 1893. Generations experienced college football at the old Tulane Stadium from 1926-1974.

It is not hard to find a story about someone's experience at old Tulane Stadium. Boy Scouts selling programs, a record crowd of 86,598 watching the Green Wave defeat LSU in 1973, the annual Sugar Bowl and early Saints football, are all part of the story of Tulane Stadium.

Now in its fourth year, a new chapter continues to be written in a new home by a new (and old) generation of Green Wave fans.

INSIDE YULMAN STADIUM

Construction Began:	January 2013
First Game:	September 6, 2014 Tulane vs. Georgia Tech
Capacity:	30,000
Cost:	\$73 million
Architect:	Gould Evans and Associates and Lee Ledbetter & Associate
Contractor:	Woodward Design + Build LLC
Artificial Turf:	UBU Speed Series 5M
Field Size:	92,660 square feet



Yulman Stadium

ALL-TIME ON-CAMPUS RECORD

	Wins	Loses	Ties
1893	1	2	
1894	0	3	
1895	3	0	
1896	2	0	
1898	1	0	
1899	0	3	1
1900	4	0	
1901	4	0	
1902	1	3	2
1903	2	2	1
1904	4	1	
1905	0	1	
1906	0	4	1
1907	3	2	
1908	6	0	
1909	4	2	2
1910	0	3	
1911	4	1	1
1912	5	1	
1913	2	3	
1914	3	1	1
1915	3	1	
1916	3	1	1
1917	3	1	1
1918	4	1	1
1919	3	2	
1920	4	1	
1921	3	4	
1922	4	1	
1923	6	0	
1924	6	1	
1925	5	0	1
1926	2	2	
1927	1	2	1
1928	4	2	1
1929	7	0	
1930	6	0	
1931	8	0	
1932	4	1	1
1933	4	2	
1934*	6	0	1
1935	6	3	
1936	5	1	1
1937	4	1	1
1938	6	1	1
1939*	7	1	1
1940	4	2	
1941	3	3	
1942	3	3	
1943	2	3	
1944	4	0	
1945	2	5	1
1946	3	4	
1947	2	3	2
1948	7	0	
1949	4	1	1
1950	4	2	1
1951	3	4	
1952	4	3	
1953	1	4	1
1954	0	3	3
1955	3	2	
1956	3	3	
1957	0	4	
1958	1	3	
1959	3	2	1
1960	1	2	1
1961	2	3	
1962	0	5	
1963	0	5	1
1964	2	2	
1965	2	3	
1966	3	1	1
1967	2	4	
1968	2	3	
1969	2	3	
1970	4	1	
1971	2	4	
1972	4	1	
1973	7	0	
1974	3	2	
2014	2	4	
2015	2	4	
2016	2	4	
Total	261	166	34

*Includes Sugar Bowl played at Tulane Stadium



Tulane Stadium was the home to Tulane football from 1926 until 1974. Built on an old plantation where sugar was first granulated, the original construction cost approximately \$300,000 and was made mostly from brick and concrete. As the site of the annual Sugar Bowl, Tulane Stadium was often informally referred to as "Sugar Bowl Stadium." After its expansion in the 1940s, Tulane Stadium became the largest football stadium in the south.



Head Coach Willie Fritz



WILLIE FRITZ

Head Coach • Second Season
Shawnee Mission, Kan.
Pittsburg State, 1983

Embarking on his second season at the helm of Tulane football in 2017, Willie Fritz brings an enthusiasm and winning culture poised to catapult the Green Wave to become one of the top programs in the American Athletic Conference and NCAA Football Bowl Subdivision.

Fritz enters the 2017 season just three wins away from reaching 200 for his coaching career.

In his first season in the Crescent City, he guided Tulane to a 4-8 record and earned his first American Athletic Conference victory in the team's season finale at UConn. The Green Wave posted 30 or more points in five games in 2016, four of which were in wins. Three of the eight losses were by seven points or less with Tulane in four of those games entering the fourth quarter.

The Shawnee Mission, Kan., native was named the Green Wave's 40th head coach by Director of Athletics Troy Dannen on Dec. 15, 2015. At that time, he brought 33 years of collegiate experience as a football student-athlete or coach to Tulane, having led teams to six combined conference championships (one at every level he had coached) and two bowl appearances. He was twice named the national coach of the year, including the American Football Coaches Association FCS Coach of the Year in 2011 and the Liberty Mutual FCS Coach of the Year in 2012.

Fritz came to New Orleans from Georgia Southern where he spent two seasons and led the Eagles to a combined record of 17-7, a 2014 Sun Belt Conference title and the school's first-ever NCAA postseason bowl game with their berth in the 2015 GoDaddy.com Bowl. Georgia Southern concluded the 2015 regular season with an 8-4 overall record, including a mark of 6-2 in conference play.

Fritz led the Eagles to a 9-3 overall record and a perfect mark of 8-0 in conference play during his first season at Georgia Southern in 2014, and was named the Sun Belt Conference Coach of the Year. However, the school's waiver claim to allow Georgia Southern to play in a bowl despite being in the second year of the NCAA's transition period was denied. In the 2014 Sun Belt preseason poll, the Eagles were ranked ninth out of 11 teams, making them the first squad in NCAA history to transition from an FCS ranking to an undefeated conference record in the same year.

Prior to Georgia Southern, Fritz served as head coach at Sam Houston State from 2010-13, where he led the Bearkats to back-to-back Southland Conference titles, NCAA Division I Championship game appearances in 2011 and 2012 and a third-straight NCAA playoff berth in 2013.



Willie Fritz talks to the media during his introductory press conference

Honored as the American Football Coaches Association Regional Coach of the Year in 2011 and 2012, Fritz was selected by the media and his peers in the Southland Conference as the league's Coach of the Year in 2011 after his team went a perfect 7-0 in conference play.

In 2011 and 2012, Sam Houston State posted the two highest single-season win totals in program history with marks of 14-1 (2011) and 11-4 (2012) and Bearkat players were showered with accolades. More than 50 earned All-Southland Conference honors under Fritz in the last four years, not including additional Player of the Year, Offensive Player of the Year, Defensive Player of the Year and Newcomer of the Year awards. All-America status from national coaching and media outlets were bestowed on 11 Sam Houston State players during his tenure.

Prior to his head coaching tenure at Sam Houston State, Fritz revitalized Central Missouri and guided the Mules to 11 winning seasons in 13 years. The NCAA Division II program's ledger included two 10-win seasons with the 2001 Mule squad earning its first postseason trip in more than 30 years.

In 2002, Central Missouri made its first-ever appearance in the NCAA Division II playoffs and was the Mid-America Athletic Association (MIAA) co-champion a year later. A 97-47 mark in 13 seasons ranks Fritz as the winningest coach in the program's 118-year history. He was the only coach to ever win seven or more games in eight consecutive seasons and his victory total ranked him 15th among active Division II coaches at the time. In addition to his impressive 67.4 winning percentage with the Mules, Fritz coached his student-athletes to achieve their potential both on the field and in the classroom. More than 150 Mules were recognized with All-MIAA honors with 41 first-team selections and 24 All-Americans. Under Fritz, Central Missouri recorded a graduation rate of 84 percent with 144 MIAA Commissioner's Academic Honor Roll recipients, 14 Academic All-Region and three Academic All-Americans.

For all of his accomplishments guiding Central Missouri, Fritz was honored by the school with induction into its Athletics Hall of Fame on Feb. 11, 2017.

Prior to his time at Central Missouri and Sam Houston State as a head coach, Fritz spent two different stints as an assistant coach with the Bearkats. He first served as a graduate assistant during the 1984 and 1985 seasons when he earned a master's degree in kinesiology. During that two-year stretch, Sam Houston State posted a 16-6 record and won the 1985 Gulf Star Conference championship. He returned to Sam Houston State a second time in 1991 after spending two years at Coffeyville Community College in Kansas under legendary coach Dick Foster, earning a promotion to defensive coordinator after one year. He stayed another two years to work for Coach Skip Foster and the Red Ravens.

When Fritz was brought back to Sam Houston State in 1991 under Ron Randleman as secondary and special teams coach, he instilled an attitude of excellence on special teams that would last more than a decade. The Bearkats' "block party" racked up 80 blocked punts, field goals and extra points beginning with Fritz in 1991 and lasting through 2004.

In Fritz's first year as a full-time assistant coach at Sam Houston State in 1991, the Bearkats won the Southland Conference. That league title and eight-win season launched Sam Houston State to the program's second-ever appearance in the NCAA Division I Football Championship.

Fritz departed Huntsville for a second time prior to the 1993 season for an opportunity to be the head coach at Blinn College, where he would turn around a program that had only five wins in its previous three seasons.

From 1993-96, Fritz and the Buccaneers would rack up 39 victories, including an NJCAA record 25 straight wins, against only five losses with a tie and claim two national junior college championships. He was inducted into the NJCAA Football Hall of Fame for the environment of success he created at Blinn.

One of seven children, Fritz is the son of the late Harry Fritz, who coached the Central Missouri football team in 1952 before continuing his career as the Executive Director at the National Association of Intercollegiate Athletics (NAIA) in Kansas City. The elder Fritz also served at several colleges and universities in administration as an athletics director.

Fritz played on two conference title teams at Pittsburg State. He was a four-starter at defensive back for Randleman and also started two years on the basketball squad. Fritz remained at his alma mater as a student assistant coach in 1982. Early coaching stops included a year at Shawnee Mission Northwest High School (Kansas) in 1983 and Willis High School (Texas) in 1986, with his return to Sam Houston State for graduate school in between those years.

Fritz and his wife Susan have three children, Wesley, Lainie and Brooke. Their son Wesley is a member of the Tulane football staff. Lainie is television sports reporter and anchor at KPRC-TV in Houston, Texas, while Brooke is a student at Georgia.

Head Coach Willie Fritz

THE WILLIE FRITZ FILE

PERSONAL

Birthdate: April 2, 1960
Hometown: Shawnee Mission, Kansas
Wife: Susan
Children: Wesley, Lainie and Brooke

EDUCATION

Bachelors - Pittsburg State, 1983
 Masters of Kinesiology - Sam Houston State, 1986

PLAYING EXPERIENCE

Pittsburg State, Defensive Back, 1978-81
 Pittsburg State, Point Guard (Basketball), 1979-81

COACHING EXPERIENCE

1982, Pittsburg State (GA)
 1983, Shawnee Mission NW HS (KS) (Asst.)
 1984-85, Sam Houston State (GA)
 1986, Willis HS (TX) (Asst.)
 1987-90, Coffeyville CC (DC)
 1991-92, Sam Houston State (DB/ST)
 1993-96, Blinn College (HC)
 1997-2009, Central Missouri (HC)
 2010-13, Sam Houston State (HC)
 2014-15, Georgia Southern (HC)

2016-Present, Tulane

POSTSEASON EXPERIENCE

1987 Jayhawk Bowl (Coffeyville Community College)
 1988 Jayhawk Bowl (Coffeyville Community College)
 1990 NJCAA Championship Game (Coffeyville Community Coll.)
 1994 Mineral Water Bowl (Blinn College)
 1995 NJCAA Championship Game (Blinn College)
 1996 NJCAA Championship Game (Blinn College)
 2001 Mineral Water Bowl (Central Missouri)
 2002 NCAA Division II Playoffs (Central Missouri)
 2011 NCAA FCS Championship game (Sam Houston State)
 2012 NCAA FCS Championship game (Sam Houston State)
 2013 NCAA FCS Playoffs (Sam Houston State)
 2015 GoDaddy.com Bowl (Georgia Southern)*

PROMINENT PUPILS

John David Baker, P, Blinn College
 Michael Bishop, QB, Blinn College
 Chris Brazzell, WR, Blinn College
 Eric Brown, OLB, Blinn College
 Mike Brown, TE, Blinn College
 Jason Davis, P, Blinn College
 Tim Denton, DB, Blinn College
 Craig Koontz, DE, Blinn College
 Shon Mitchell, RB, Blinn College
 Marcus Stanton, Blinn College
 Colston Weatherington, DE, Central Missouri
 Toby Korodi, QB, Central Missouri
 Roderick Green, OLB, Central Missouri
 Delanie Walker, TE, Central Missouri
 Todd Devoe, WR, Central Missouri
 Dennis Gile, QB, Central Missouri
 Jerick McKinon, RB, Georgia Southern
 Lavelle Westbrook, DB, Georgia Southern
 Tanzel Smart, DT, Tulane



The Fritz Family: Willie and wife Susan (standing), daughter Brooke, son Wesley and daughter Lainie

AS A COLLEGE HEAD COACH

Year	School	Overall	Conf/Finish	Postseason
1993	Blinn College	6-3-1	3-2-1	
1994	Blinn College	9-2	5-1	L, Mineral Water Bowl
1995	Blinn College	12-0	6-0	W, NJCAA National Championship
1996	Blinn College	12-0	7-0	W, NJCAA National Championship

AS A NCAA HEAD COACH

1997	Central Missouri	5-6	4-5/6th	
1998	Central Missouri	8-3	6-3/T-3rd	
1999	Central Missouri	7-4	5-4/4th	
2000	Central Missouri	7-4	5/4/T-4th	
2001	Central Missouri	10-2	7/2/2nd	W, Mineral Water Bowl
2002	Central Missouri	10-2	8-1/2nd	L, NCAA DII First Round
2003	Central Missouri	9-2	7-2/T-1st	
2004	Central Missouri	7-4	5-4/4th	
2005	Central Missouri	7-3	5-3/5th	
2006	Central Missouri	5-6	3-6/T-6th	
2007	Central Missouri	7-4	6-3/T-3rd	
2008	Central Missouri	7-4	5-4/T-4th	
2009	Central Missouri	8-3	6-3/T-2nd	
2010	Sam Houston State	6-5	4-3/T-3rd	
2011	Sam Houston State	14-1	7-0/1st	L, NCAA DI Championship
2012	Sam Houston State	11-4	6-1/T-1st	L, NCAA D1 Championship
2013	Sam Houston State	9-5	4-3/T-3rd	L, NCAA D1 Second Round
2014	Georgia Southern	9-3	8-0/1st	
2015	Georgia Southern	8-4	6-2/3rd	GoDaddy.com Bowl*
2016	Tulane	4-8	1-7/6th West	
TOTAL	24 Years (Overall)	197-82-1	.705	
	20 Years (NCAA)	158-77-0	.672	

AS A COLLEGE & NCAA ASSISTANT COACH

Year	School	Overall	Conf/Finish	Postseason
1982	Pittsburg State	7-2	6-1/T-1st	
1984	Sam Houston State	8-3	3-2/2nd	
1985	Sam Houston State	8-3	8-3/1st	
1987	Coffeyville CC	8-2	N/A	W, Jayhawk Bowl
1988	Coffeyville CC	9-1-1	N/A	W, Jayhawk Bowl
1989	Coffeyville CC	6-3	N/A	L, NJCAA First Round
1990	Coffeyville CC	11-0	N/A	W, NJCAA National Championship
1991	Sam Houston State	8-3-1	5-2/1st	L, NCAA D1 First Round
1992	Sam Houston State	6-3-2	3-3-1/3rd	
TOTAL	9 Years	71-20-4	.747	

*Led Georgia Southern to a berth in the GoDaddy.com bowl but did not coach in the game

Assistant Coaches



**DOUG
RUSE**

**Offensive Coordinator/QBs • Second Season
Independence, Mo.
Northwest Missouri State, 1988**

Doug Ruse is in his second season as the offensive coordinator and quarterbacks coach for the Green Wave in 2017.

In his first season at Tulane, the team's triple option attack rushed for 228.1 yards per game, which ranked 26th nationally and fourth in the American Athletic Conference. The Green Wave rushed for more than 200 yards in a game seven times and enters the 2017 season having rushed for a 100 or more yards in 15 straight games, dating back to the final three games of the 2015 season.

Ruse followed head coach Willie Fritz from Georgia Southern to Tulane and enters his fifth season of working under Fritz as an offensive coordinator and quarterbacks coach. He also spent two seasons with Fritz in the same capacity at Sam Houston State in 2012-13.

In two seasons at Georgia Southern, Ruse's offensive unit averaged 37.7 points per game, 456.0 yards per game, including 371.7 rushing yards per game, which led the nation in both 2014 and 2015, and helped guide the Eagles to 18 victories. In 2014, Ruse was named as a nominee for the Broyles Award, given annually to the nation's top assistant coach.

During his second and final season at Georgia Southern, Ruse's offense average 36.5 points per game (No. 25 nationally), 426.4 total yards per contest and 363 rushing yards per outings, which ranked first nationally. He played an instrumental role in leading the Eagles to a 9-4 overall record and to a convincing 58-27 victory over Bowling Green in their first-ever bowl game in the GoDaddy.com Bowl.

Individually, five Eagles earned All-Sun Belt Conference honors, including first team honorees Matt Breida (RB) and Darien Foreman (OL), Andy Kwon was a second team selection, while Wesley Fields (RB) was named to the conference newcomer squad and L.A. Ramsby was an honorable mention recipient.

In his debut season of 2014 with the Eagles, Georgia Southern ranked as the top rushing offense in the FBS with 384.0 yards per game while winning the Sun Belt Championship with an 8-0 record.

Ruse had three first team All-Sun Belt Conference honorees with Breida, Manrey Saint-Amour (OL), and Garrett Frye (OL) along with second team honoree Kevin Ellison (QB). Saint-Amour was recognized on the Rimington Trophy Watch List, while Breida was a semifinalist for the Doak Walker Award.

In Ruse's first of two seasons in Huntsville, the Bearcats ranked among the top 10 in the 2012 FCS national rankings in four major offensive statistics and was a finalist for FCS Coordinator of the Year Award. In 2013, the results were also impressive, with Sam Houston State again among the nation's leaders in rushing, scoring and total offense and boasting a top-20 ranking in passing efficiency.

Sam Houston State was the only NCAA FCS team to average more than 40 points a game in each of the last two years and became in 2012 only the third team in NCAA FCS history to score 600 points in a single season. The Bearcats were second in the nation in 2012 and fourth in 2013 in scoring, despite increasing its average to 41.1 points per game. In both years, Sam Houston topped the Southland Conference in scoring offense and rushing offense, with a league-best 5.7 yards per carry and 79 touchdowns.

Over his two seasons at SHSU, the Bearcats racked up 50 or more points in a game on 11 occasions, showcasing an offense that dominated opponents. Ruse's offense in 2012 also produced school records with 6,878 yards of total offense yards and an average of 268.3 rushing yards per game en route to a Southland Conference title, an 11-4 record and NCAA Division I Championship finals appearance.

Seven Bearcats on offense earned 2012 All-Southland honors, five selected to the first team and two to the second team. Sam Houston State was represented by five student-athletes, including four-time honoree Tim Flanders, on 2013 All-Southland Conference teams. The 2012 Southland Conference Offensive Player of the Year, Flanders earned national recognition as he his name was listed on several All-America teams with a first-team nod from the Associated Press, while Kaleb Hopson was a third-team selection by The Sports Network. Sam Houston State quarterback Brian Bell, a three-time all-league selection, added to his totals as the Bearcats' career leader in passing yards, yards of total offense and passing touchdowns.

Prior to joining the Bearkat staff, Ruse worked as offensive coordinator and quarterbacks coach at Western Illinois. He worked closely with quarterback Matt Barr, the runner-up for the Walter Payton Award in 2010 as he broke numerous single-season and single-game records. The Missouri Football Conference Offensive Player of the Year, Barr accounted for a WIU-record seven touchdowns in a game (6 pass, 1 rush), and set a single-game quarterback rushing record. His name stands at the top of the single-season chart for passing yards (3,410), passing touchdowns (27), and total offense (3,859) in addition to QB records for rushing yards (449), and rushing scores (7).

In 2010, the Leathernecks lead the Missouri Football Conference in scoring, passing and total offense as well as pass efficiency, and were ranked in the nation in total offense with 457.2 yards per game (5,944 yards in 13 games). Both those total offense figures, and the 3,465 passing yards in 2010, stand as WIU single-season records with the 32.5 points per game tied for the fourth-best scoring average all-time and the 423 points third-best in program history.

During that season, Western Illinois defeated ranked teams in North Dakota State and Northern Iowa and earned a playoff berth for the first time since 2003, advancing to the second round. The Leathernecks finished the season with a No. 17 ranking. The following year, the 2011 squad added an upset win to its accomplishments, topping 12th-ranked Southern Illinois.

Prior to his arrival at WIU, Ruse spent eight years at Arkansas State as offensive coordinator and mentor to the Red Wolves quarterbacks. Among his students was 2007 Davey O'Brien semifinalist Corey Leonard who tallied 252.9 yards per game of total offense and was responsible for 21 touchdowns that season. He ranked among the Sun Belt leaders in passing, total offense and passing efficiency. During his tenure, his student-athletes earned more than 20 first- or second-team all-Sun Belt Conference honors.

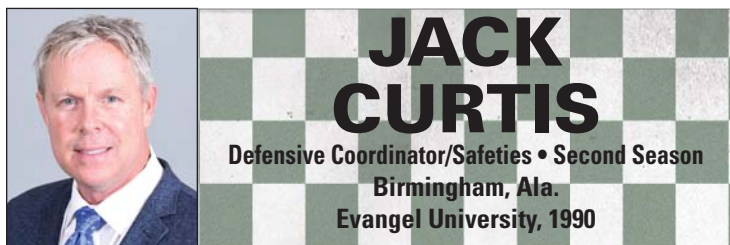
Several Arkansas State program records were rewritten when Ruse commanded the offense, including new single-game standards for passing yards, yards of total offense, yards per carry, and touchdowns, to name just a few. The 2008 season's 4,786 yards of total offense broke a 57-year old record with the marks for the 2002, 2005 and 2007 seasons all ranking in the top 10 in that statistical category. Countless individual additions were made to the top-10 lists across the offensive categories and four Red Wolves finished their careers among the ASU leaders for total offense under Ruse, including Leonard who reached the number one spot with his total of 8,887.

Ruse spent eight years at Northwestern State before moving to Arkansas State with Steve Roberts in 2002. Hired as the quarterbacks coach in 1994 by the program's winningest coach Sam Goodwin, he was promoted to offensive coordinator in 1997, helping the Demons to back-to-back Southland Conference titles and NCAA FCS playoff appearances. In addition to single-game, season and career passing and scoring records falling, the 1998 team tied the school record for most wins with 11 and finished with a number-three ranking after advancing to the NCAA semifinals.

A double alum of Northwest Missouri State, earning both his undergraduate (1986) and graduate (1988) degrees in Maryville, Mo., Ruse first served as a graduate assistant coach for the NWMS Bearcats. He joined the full-time staff with responsibilities for coaching the quarterbacks and in 1990 was named offensive coordinator.

Ruse and his wife, the former Sandy Gallagher, are the parents of three children, Adam, Megan and Whitney.

Assistant Coaches



Jack Curtis is in his second season as the defensive coordinator and safeties coach for the Green Wave in 2017.

In his first season at Tulane, the team's defense was among the best in the Football Bowl Subdivision, ranking second in fumble recoveries with 15, 10th in turnovers gained with 27 and 13th in turnover margin at +9 (0.75 per game). The Green Wave's 15 fumble recoveries rank second in the country with Boston College and Wake Forest and were only one behind Minnesota's 16. Tulane logged a forced fumble and fumble recovery in the same game in seven of 12 games and at least one fumble recovery in nine of its last 11 games.

Curtis' first defensive unit featured two first-team all-conference players in defensive lineman Tanzel Smart and linebacker Nico Marley. Both have moved on to sign deals to play professionally in the NFL.

Curtis came to Tulane after spending the last five seasons at Georgia Southern, including his last two years under head coach Willie Fritz.

In five seasons at GSU, five Eagles, Darius Eubanks, Brent Russell, Laron Scott, Edwin Jackson, and J.J. Wilcox worked their way on to NFL rosters and All-America accolades poured in for Dion DuBose, Russell, Scott, Roderick Tinsley and Wilcox.

Wilcox, who converted to safety during preseason camp, became Georgia Southern's highest-ever draft pick, selected in the third round by the Dallas Cowboys in 2013.

Recognition and development of the Eagles' defensive talent was just one facet of Curtis' coaching ability. With more than 20 years of collegiate coaching experience backing him, Curtis helped the Eagles win a Southern Conference championship in 2011, his first year in Statesboro, another in 2012 and most recently the 2014 Sun Belt Crown in the Eagles' first season at the FBS level.

In Curtis' final season at Georgia Southern, his defense was one of the nation's best units. The Eagles led the Sun Belt in rushing defense (130.9), and ranked second and 24th nationally in total defense (338.1), second and 12th in the country in turnovers gained (27) and interceptions (17), fourth and 43rd in the nation in passing yards allowed (207.2).

Curtis' defense held their own and played a key role in leading the Eagles 9-4 overall record and to a convincing 58-27 victory over Bowling Green in their first-ever bowl game in the GoDaddy.com Bowl.

Individually, six Eagles earned All-Sun Belt Conference recognition, including first-team selection Antonio Glover (DB), second-team performers Bernard Dawson (DL) and Jay Ellison (DL), while Ironhead Gallon (LB), Antwione Williams (LB) and Caleb Williams (DB) were honorable mention all-league picks.

Georgia Southern's 2014 campaign featured Edwin Jackson completing his career with First Team All-Sun Belt honors after starting his career as a walk-on. Current senior Matt Dobson earned Second Team All-Sun Belt honors and was crucial to the Eagles' defensive stand on the final drive against ULM which clinched the Sun Belt Championship. Following the season, Jackson signed a free agent contract with the Arizona Cardinals.

The honors stacked up again for the defense in 2012 with DuBose, Eubanks, Patrick Flowe, Javon Mention and Russell all earning spots on one of the SoCon postseason teams and additional recognition for Valdon Cooper and John Stevenson. The season before, four defensive starters were named All-Southern Conference and three players (Russell, Laron Scott, Roderick Tinsley) were selected as All-Americans with Russell winning the SoCon's Defensive Player of the Year Award. Scott signed as an undrafted free agent with the New York Giants.

Curtis came to Georgia Southern after one season as the defensive coordinator at Central Missouri. Central Missouri posted a program-best 11 wins and finished the 2010 season with a No. 5 ranking, the highest in Mules' history. Curtis joined UCM after a year on the staff at Memphis, where he coached the safeties and had responsibilities for the kickoff, punt and field goal block aspects of the Tigers' special teams units.

After eight years on the defensive staff at Northwestern State University, including the last three as defensive coordinator, Curtis was offered the position

of co-defensive coordinator and safeties coach at Arkansas State. Curtis took over a defense that had ranked 61st nationally in pass defense the year before and he helped the Red Wolves improve to 16th nationally in pass defense and 39th in total defense. In those eight seasons, the NSU defense produced 18 All-Sun Belt honorees and two Sun Belt Defensive Players of the Year in Tyrell Johnson (2007) and Alex Carrington (2008).

Johnson, a four-time All-Sun Belt selection, was the top tackler for ASU and broke the league's all-time tackles record. He was selected in the second round of the 2008 NFL Draft. Carrington was a third-round pick of the Buffalo Bills in 2010. Joining Johnson in the Red Wolves secondary as a member of the All-Sun Belt first team was Khayyam Burns, who signed a rookie free agent contract with the Kansas City Chiefs.

Curtis coached six first-team All-Americans and nine players who were selected in the NFL draft. More than a dozen of his former players signed with NFL teams, including several who are on current rosters. The list includes 2005 Pro Bowl cornerback Terrence McGee and Michael Green. Fourth-round draft pick Kenny Wright, Keith Thibodeaux and David Pittman, a third-round draft pick, were also coached by Curtis. Several of Curtis' other former players continued their football careers in the Canadian, NFL Europe and other professional leagues.

During Curtis' tenure at Arkansas State, the Red Wolves ranked in the top 30 in the country in pass defense four times and in the top 50 in total defense five times. In 2007, ASU was the leading defensive unit in the Sun Belt Conference. The next year, ASU was ranked 30th nationally in rush defense and in the top 50 in both scoring and total defense in Curtis' final season with the program.

Curtis' 4-3 defensive play calling was instrumental in Arkansas State's 18-14 win over Texas A&M in 2008 as the Red Wolves shutout the Aggies in the final three quarters. His switch to a 4-3 defensive scheme was also key to the Red Wolves' 2005 Sun Belt championship season and their first-ever appearance in a bowl game.

Northwestern State's players thrived under Curtis' direction, most notably All-American defensive backs Jermaine Jones and Tony Joe Maranto. Jones, a cornerback, was named Southland Conference Player of the Year in 1998 and Maranto was selected as 1997 Southland Conference Defensive Player of the Year.

A first-team all-state defensive back at Silver City High School in New Mexico, Curtis played three years at Evangel University before injuries cut his collegiate football career short. He began his coaching career in what would have been his senior year as a student coach for the Crusaders.

After graduation Curtis accepted a position as a graduate assistant coach at Henderson State University and earned his master's degree in physical education in 1990. He moved to Starkville, Miss., where a graduate assistant coaching position at Mississippi State allowed him to begin his specialist's degree in educational leadership and work with the Bulldogs' coaching staff. Curtis remained as a volunteer coach from 1991 through August of 1992 and worked with the Bulldogs' defensive backs.

Western New Mexico hired Curtis as its secondary coach in 1993. He returned to Silver City, N.M., and helped lead the Mustangs to a 7-3 record, the NAIA playoffs and a No. 3 NAIA final national ranking. Curtis' defense led the nation with 29 interceptions and free safety Chris Edmond snatched 13 to lead the nation in that category.

Born in Birmingham, Ala., Curtis grew up in the South before his family moved to New Mexico where he attended high school. He is married to the former Michelle Weser of Dumas, Ark., and they have two daughters, Carolina and Georganna.

Assistant Coaches



ALEX ATKINS

Assistant Head Coach/OL • Second Season
Chicago, Ill.
Tennessee Martin, 2007

Alex Atkins is in his second season as the assistant head coach and offensive line coach for the Green Wave in 2017.

In his first season at Tulane, the Green Wave's offensive help usher a running game that averaged 4.6 yards per rush and 228.1 yards per game, which ranked 26th nationally and fourth in the American Athletic Conference.

Atkins came to Tulane after helping produce two very successful seasons at Georgia Southern under head coach Willie Fritz in 2014 and 2015. Atkins' offensive lines led the charge toward 18 victories, a win in the GoDaddy.com Bowl, a Sun Belt Conference Championship and the top rushing offense in the nation with 371.7 rushing yards per game in two seasons. Along the way, six offensive linemen earned all-conference honors.

In his final season at Georgia Southern in 2015, Atkins' group led the Eagles ground game to a nation's best 363 rushing yards per game and 54 touchdowns. A pair of offensive linemen earned all-league honors from the Sun Belt Conference, including first-team recipient Darien Foreman and second-team selection Andy Kwon. The Eagles won nine games and cruised past Bowling Green in the GoDaddy.com Bowl, 58-27, in the school's first-ever bowl Football Bowl Subdivision postseason appearance.

In 2014, Atkins' offensive line paved the way for the Eagles to haul the mail for 384.0 yards per game. Georgia Southern's offensive line featured a pair of First Team All-Sun Belt honorees with Manrey Saint-Amour and Garrett Frye claiming the honors. Saint-Amour was also on the Rimington Trophy Watch list while two other teammates were named All-Sun Belt Conference Honorable Mention.

Atkins came to Georgia Southern after two years as the offensive line coach for Chattanooga. The Mocs made improvements in 2012 in the major offensive categories from the previous year and had more success again in 2013. In that short span, UTC moved up numerous spots in the Southern Conference offensive team statistics.

In 2013, the Mocs' offensive line was one of the critical factors in Chattanooga quarterback Jacob Huesman winning the league's Offensive Player of the Year award. UTC posted eight wins during the 2013 campaign with six SoCon wins, most since joining the conference in 1977. Senior Kevin Revis, a 2013 first-team All-Southern Conference selection, became the second-straight Chattanooga offensive lineman honored after Adam Miller was a pick of the league's media association in 2012.

Atkins was a four-year starter at offensive guard at Tennessee Martin, twice selected for All-Ohio Valley Conference honors. As a senior, he blocked for two 1,000-yard rushers and helped lead UT Martin to a No. 12 national ranking and 9-3 overall record. The Skyhawks won the OVC championship that season and took the program to its first-ever appearance in the NCAA FCS playoffs. Several game, season and career offensive records were broken or approached by UT Martin during Atkins' career, some for the first time in nearly four decades.

A 2007 UT Martin graduate with a degree in history, Atkins began his coaching career at his alma mater where he worked with offensive coordinator Marcus Satterfield, then later reuniting with him at Chattanooga. He was promoted to the position of tight ends coach in January 2008 after serving for a year as the Skyhawks' offensive assistant.

He spent the 2009 season as a graduate assistant working with the offensive line and tight ends at Marshall prior to moving to Mississippi. Atkins accepted the position as the offensive line coach and recruiting coordinator at Itawamba (Miss.) Community College. For both the 2010 and 2011 seasons, the Indians ranked in the top 25 nationally in total offense. Several of his former student-athletes continued their careers at four-year institutions with two signing with FBS schools.

Atkins, a native of Chicago, Ill., was recruited to UT Martin from Hillcrest High School in Memphis by current Eagles' and then Skyhawks' assistant coach Johnny Jernigan.

Atkins recently married his wife, Brittany.



JAMAAL FOBBS

Running Backs • Second Season
New Orleans, La.
Oklahoma State, 2001

Jamaal Fobbs is in his second season as the running backs coach for the Green Wave in 2017.

In his first season at Tulane, Fobbs guided the Green Wave's running back game to more than 2,700 yards and 25 touchdowns. Tulane rushed for three or more touchdowns in a game four times, including season-high seven in the team's first win of the season over Southern.

A New Orleans native and graduate of St. Augustine High School, Fobbs came to Tulane from Liberty University, where he served as the running backs coach and special teams coach for the last four seasons. He also has coaching stops at Tennessee, North Carolina A&T, Southeastern Louisiana, LSU and Chattanooga.

At Liberty, Fobbs worked under Turner Gill and helped lead the Flames to 29-19 overall record, a Big South Conference regular season title in 2012 and a pair of co-championship finishes in 2013 and 2014 and to the second round of the FCS playoffs.

During his first season at Liberty, Fobbs helped coach All-Big South running back Aldreakis Allen, who finished the year ranked No. 2 in the conference and No. 26 in the country in rushing.

Allen became the ninth player in program history to rush for 1,000 yards in a season, finishing the year with 1,019 rushing yards and 10 rushing touchdowns. Allen also was the seventh player in program history with 1,000 yards and 10 rushing touchdowns in the same year.

As a team, Liberty finished the year ranked No. 35 in the country in rushing offense (175.82 yards per game) and No. 40 in total offense (402 yards per game).

Fobbs' running backs helped play a part in Liberty winning six of its last seven games of the year en route to the program's fifth Big South title in the last seven seasons.

Fobbs came to Liberty after having two highly successful seasons as running backs coach at Chattanooga, where he helped the Mocs nearly double their rushing output prior to his arrival.

Chattanooga, which had rushed for 85 yards per game in 2009, averaged 148.6 rushing yards per game the past two years and rushed for 35 touchdowns.

In 2009, Fobbs was part of an offensive attack at Chattanooga that ranked No. 11 nationally in total offense (430.0 yards per game) and No. 17 in scoring offense (31.55 points per game).

Under his instruction, Mocs rookie running back Keon Williams earned Southern Conference All-Freshman honors in 2010.

Prior to his days at Chattanooga, Fobbs spent one year at Tennessee as the Vols' offensive quality control staff member. Tennessee closed out the 2009 season by winning four of its last five games and a Chick-fil-A bowl matchup with Virginia Tech.

Fobbs was a standout running back at Oklahoma State, having earned All-Big 12 honors as an all-purpose player during his senior season in 2000.

As a return specialist, Fobbs twice finished seasons with a 20-plus yard kickoff return average, doing so as a sophomore (24.3 average in 1998) and as a junior (21.3 average in 1999). As a senior, he led the Big 12 with 22 kickoff returns, averaging 17.0 yards per return.

Fobbs graduated from Oklahoma State in 2001 with a degree in sports administration. His father, Lee, is a long-time college football coach and is currently the running backs coach at Grambling State, while his brother, Broderick, is the head coach at Grambling State.

Assistant Coaches



Jeff Conway is in his second season as the wide receivers coach for the Green Wave in 2017.

In his first season at Tulane, the Green Wave had 14 different players haul in a catch with four of them grabbing touchdown catches.

Conway and head coach Willie Fritz have a storied history together that dates back to 1984 when both were in their first stints at Sam Houston State. Since then, the two have worked together at Blinn Junior College, Central Missouri, a second time at Sam Houston State and have reunited at Tulane for the fifth time over the last 30+ years.

Prior to Tulane, Conway, who has been a part of five bowl games and five conference champions during his career, spent the last four seasons as the co-offensive coordinator, running backs and tight ends coach at Texas State under head coach Dennis Franchione. Conway coached one of the top seven rushing leaders in the Sun Belt Conference (SBC) last season when Robert Lowe, who finished the season rushing for 915 yards and seven touchdowns on 175 carries despite missing the final game and sitting out most of the previous game with an injury. Lowe also caught 18 passes for 145 yards and three TDs out of the backfield.

The previous season, Conway produced two of the top 10 rushing leaders in the Sun Belt during each of the last two seasons. Last season, Phil Steele and College Sports Madness named Robert Lowe an All-SBC Third-Team selection after he became the first Bobcat since 2009 to rush over 1,000 yards when he ranked fifth among league leaders with 1,091 yards and 12 touchdowns on 185 carries. Terrence Franks also ranked 10th among SBC rushing leaders with 712 yards and eight TDs on 107 carries. In 2013, Lowe earned All-SBC Second-Team honors after ranking second among league leaders with 945 yards and nine touchdowns on 164 carries. Chris Nutall also gained 477 yards and scored six TD's on 83 carries to rank 10th among league leaders. In his first season, Conway tutored Second-Team All-Western Athletic Conference tight end Chase Harper, who finished the season second among Bobcat reception leaders with 28 catches for 315 catches and three touchdowns. In addition, running back Marcus Curry was an Honorable Mention All-WAC selection after leading the Bobcats in rushing with 685 yards and 10 touchdowns on 113 carries in 2012. He also coached kickoff returns on special teams and produced two of the top kick returners in the nation in 2012 and 2013. In 2013, record-setting Brandon Smith ranked fifth nationally after averaging 29.9 yards per return and tied a NCAA record when he returned two kickoffs for touchdowns in the same game at UL-Lafayette. In 2012, Jafus Gaines led the WAC in kickoff returns and ranked 10th nationally with 28.9 yards per return. Conway came to Texas State after serving as the assistant head coach and wide receivers coach at Sam Houston State during the two previous seasons when the Bearkats posted a combined record of 20-6. In 2011, Sam Houston State was a Division I Football Championship Subdivision Finalist and ended the season ranked No. 2 nationally with a 14-1 overall record. The Bearkats also won the Southland Conference with a 7-0 league record. One of his receivers at Sam Houston State was 2011 SLC Offensive Player of the Year Richard Sincere, who caught 25 passes for 449 yards and rushed 120 times for 965 yards and nine touchdowns when lining up behind center in the "Wild Bearkat" formation. Conway went to Sam Houston State after serving as the associate head coach and wide receivers coach at Central Missouri for six seasons. During that span, the Mules compiled a 41-24 record, including an 8-3 mark in 2009. Central Missouri also had four seven-win campaigns in 2004, 2005, 2007 and 2008.

He also worked six seasons as a special teams and recruiting coordinator at the University of New Mexico, where he began his tenure coaching tight ends in 1998-99, running backs in 2000-01 and wide receivers from 2002-03. During the 2001 season as running backs coach, New Mexico enjoyed its best season in four years as the Lobos averaged 191 yards per game and produced a NFL Draft selection, Jarrod Baxter. Conway went to New Mexico from Blinn College, where he was a first-year head coach in 1997 and led the Buccaneers to an 8-3 record and a No. 14 national ranking.

He was named head coach after serving as the offensive coordinator for four

seasons when Blinn posted a 47-8-1 record, won 26 consecutive games and won back-to-back national championships in 1995 and 1996. Conway also served as the offensive coordinator at Missouri Western State in 1991 and 1992 after serving in the same capacity at Houston's North Shore High School in 1990. He began his coaching career as an assistant at his alma mater, Northwest Missouri State in the spring of 1984 before moving to Sam Houston State as a wide receivers coach in 1984-85. The Bearkats finished 8-3 both seasons and won a Gulf Star Conference championship. He also served as a quarterbacks and receivers coach at Lamar from 1986-89. Conway is a 1981 graduate of Northwest Missouri State where he earned his bachelor's degree in finance and played football as a free safety from 1978 to 1981. He was named an All-Conference selection as a senior.

A native of Knoxville, Iowa, Conway and his wife, Jolene, have three daughters -- Callie, Patsy and Bobbi.



Slade Nagle is in his second season as the tight ends coach for the Green Wave in 2017.

Prior to Tulane, Nagle served as the running backs coach and special teams coordinator for the past four seasons at his alma mater, McNeese State, and helped the team to a combined record of 33-13, including a pair of 10-win seasons and two Football Championships Subdivision (FCS) playoff appearances.

During Nagle's final season at McNeese State, the Cowboys posted a 10-1 overall record, a perfect 9-0 mark en route to a Southland Conference titles and fell to Sam Houston State in the first round of the FCS playoffs. McNeese State's rushing attack averaged 233.3 yards per game (2,566 on the year) and accounted for 25 touchdowns. The Cowboys averaged 25.5 yards on kick returns and 10.29 yards on punt returns.

In 2014 under Nagle's tutelage, the Cowboys' running back corps rushed for 2,441 yards and scored 28 touchdowns while marking the second straight season the Cowboys have rushed for over 2,400 yards as a unit.

Nagle helped coach McNeese special teams to a record-breaking season in 2013 where the team set a new single-season record with 1,514 kickoff return yards and three KO returns for touchdowns.

Nagle joined the Cowboy staff in the spring of 2012 after serving as running backs coach and assistant head coach at Central Arkansas. Nagle has also had previous coaching experience at Texas State, LSU and Northwestern State.

A 2001 graduate of McNeese, Nagle played for the Cowboys for three years from 1999-2001, leading the team to two appearances in the NCAA playoffs and to a Southland Conference title. An all-conference selection during his playing time, he completed his career as the school's seventh ranked performer in total offense (4,977 yards), sixth in passing yardage (4,596), fifth in passes attempted and completed (378 of 653) and fifth in touchdown passes (35). Nagle's career completion percentage of .578 is one of the best in school history. In 2001 he quarterbacked the Cowboys to the SLC title, completing 113 of 198 passes for 1,279 yards and 14 touchdowns. During his career he had a 19-8 won-loss record as the Cowboy starting quarterback.

After graduating from McNeese, Nagle served as graduate assistant coach at Northwestern State (2002-03), as the quarterback coach at Dodge City (Kansas) Community College (2004-05), as the quarterback and wide receiver coach at Northwestern State (2006-09), as an administrative assistant working with the special teams at LSU (2009), as the co-offensive coordinator and quarterback coach at Texas State (2010) and as the running backs/assistant head coach at Central Arkansas (2011).

A native of Lake Charles, La., Nagle earned all-state and all-district (three times) honors at Barbe High where he set school records for passing. He signed with Clemson out of high school and played as a freshman before transferring to McNeese. His father, John, is a veteran football coach in the state, both on the college and high school level.

Nagle recently married his wife Kirby.

Assistant Coaches



MICHAEL MUTZ

Linebackers • Second Season
Spokane, Wash.
Colorado Mesa University, 1997

Michael Mutz is in his second season as the linebackers coach for the Green Wave in 2017.

In his first season at Tulane, he coached future NFL player Nico Marley to standout senior season that earned him first-team postseason honors from the American Athletic Conference and Louisiana Sports Writers Association.

Mutz has been on the staff with head coach Willie Fritz since the 2013 season. Prior to Tulane, Mutz spent two seasons (2015-16) at Georgia Southern, where he helped the Eagles to a two-year overall record of 18-7, a combined Sun Belt Conference mark of 14-2, a GoDaddy.com championship and a Sun Belt Championship.

In 2015, his final season at Georgia Southern, Mutz helped guide Georgia Southern to a 9-4 overall record and the school's first win in its inaugural bowl game with a 58-27 win over Bowling Green in the 2015 GoDaddy.com Bowl.

In his first season with the Eagles, Georgia Southern won the 2014 Sun Belt Championship as the Eagles' made their debut in the FBS. He coached Edwin Jackson, who was a first-team All-Sun Belt honoree and signed a free agent NFL contract with the Arizona Cardinals. Jackson was also selected to the Medal of Honor Bowl All-Star Game roster. Jackson led the Eagles with 100 total tackles while fellow linebacker made 65 stops and led the team with 8.0 tackles for loss and 3.0 sacks.

Jackson was one of four future NFL players Mutz coached at Georgia Southern, including Antwoine Williams, Ironhead Gallon and Marcus Eligwe.

Prior to joining the Eagles, Mutz coached the 2013 season at Sam Houston State where he coached the Bearkat cornerbacks with Bookie Sneed earning first team All-Southland Conference and Sports Network All-America third-team honors. Sneed finished his career ranked in the Sam Houston State top-10 for interceptions with while De'Antrey Loché tied the single-season mark for interception returns for touchdowns with three.

From San Antonio, Texas, Mutz spent three years as a defensive coordinator, two at Missouri Southern State and one at Blinn College before returning to the Sam Houston State program under Fritz.

Mutz's MSSU Lions ranked at the top of the Mid-America Intercollegiate Athletics Association (MIAA) in total defense and rush defense in 2010, and held opponent defenses to the lowest first downs total in the league. The following season, MSSU posted solid numbers in the conference and ranked eighth nationally in both tackles for loss and sacks.

All-Americans on the Lions' defense included defensive tackle Brandon Williams, Missouri Southern State's career sacks leader, who was selected in the third round of the 2013 NFL draft by the Baltimore Ravens. Williams was among the 16 MIAA All-Conference team members coached by Mutz during his tenure there, along with two Lions who were honored as academic All-Americans.

Mutz was also responsible for Missouri Southern State's kickoff and kickoff return teams in 2008 and 2009. In his first year in that coaching role, the Lions led the MIAA in that statistical category with more than 1,000 kickoff return yards for an average of 23.59 yards per return, good for 17th nationally.

At Blinn, Mutz oversaw the 2012 Buccaneers' defense, coached the linebackers and was responsible for the punting unit for special teams. Seven of his student-athletes from the 2012 season went on to sign scholarships at Division I programs.

Hired to Sam Houston State by legendary coach Ron Randleman in 2004, Mutz coached the defensive line, helping the Bearkats tie for the Southland Conference lead with 16 fumble recoveries. Sam Houston State won the Southland Conference championship that season and advanced to its first-ever NCAA FCS semifinal game. Polls placed that 11-3 squad as the No. 4 team in the nation, with its highest-ever wins total and highest-ever ranking to that point.

Mutz worked his way up the coaching ranks, earning his graduate degree at Southern Illinois while serving for two years as an assistant football coach working with the defensive line and secondary. At Southern Illinois he coached Bart Scott, 2006 Pro Bowler for the Baltimore Ravens. Scott is now a fixture on the CBS NFL Pregame show.

Mutz accepted a full-time position at Fort Scott Community College in Kansas in early 2001 and was part of the coaching staff that led the Greyhounds to three-straight playoff appearances.

In addition to his on-field coaching responsibilities, Mutz coordinated the video needs for Sam Houston State in 2013 as well as for both the Southern Illinois and Fort Scott programs. He coached the punt and kickoff coverage teams at Fort Scott and also handled duties as the assistant strength coach.

A 1997 graduate of Colorado Mesa University, Mutz graduated with a degree in psychology and a minor in coaching. He resides with his two Boston Terriers, Hank and Hudson.



CHRIS HAMPTON

Secondary • Second Season
Memphis, Tenn.
South Carolina, 2007

Chris Hampton is in his second season as the defensive backs coach for the Green Wave in 2017.

In his first season at Tulane, Hampton coached a defensive backfield that featured Parry Nickerson, who was second-team All-American American Athletic Conference by the league's coaches and second-team All-Louisiana by the Louisiana Sports Writers Association.

Prior to Tulane, Hampton spent the previous four years as the defensive backs coach at McNeese State.

Following the 2015 season, a total of three Cowboy defensive backs earned All-Southland Conference honors, including Defensive Player of the Year and First Team selection Wallace Scott. In addition to conference honors, Scott was named to the AFC's FCS All-America Team while earning Defensive Player of the Year and First Team All-Louisiana honors from the Louisiana Sports Writer's Association.

In 2014, Hampton helped coach free safety Aaron Sam to First Team All-Southland Conference and All-Louisiana honors as well as fellow safety Brent Spikes who led the team in both tackles and interceptions. Spikes set a new McNeese, Southland Conference and Louisiana single game record with 148 interception return yards on three picks at Incarnate Word on Oct. 25. Those three interceptions tied a school single-game record. In 2013, he coached Guy Morgan to First Team All-Southland Conference and All-Louisiana honors as well as Third Team All-America honors by The Sports Network.

Hampton began his coaching career as a graduate assistant at Arkansas State in 2008 and followed that up with two seasons as a graduate assistant at Georgia Tech (2009-10). He then spent one season as the safeties coach at Central Arkansas (2011) before joining the McNeese State staff.

Hampton played collegiate football at South Carolina where he was a four-year letterwinner and a two-year starter as a safety for the Gamecocks. He also earned the team's Harold White award which is given to the player with the highest grade point average.



KEVIN PEOPLES

Defensive Line • Second Season
New Orleans, La.
Carroll College (Mont.), 1992

Kevin Peoples is in his second season as the defensive line coach for the Green Wave in 2017.

In his first season at Tulane, Peoples coached a defensive line anchored by Tanzel Smart, who earned first-team postseason honors from the American Athletic Conference and Louisiana Sports Writers Association. Smart went on to participate in the Reese's Senior Bowl and NFL Scouting Combine prior to being a sixth-round pick of the Los Angeles Rams in the 2017 NFL Draft.

Prior to joining Tulane, Peoples spent time on head coach Willie Fritz's staff at Georgia Southern. In two seasons, Peoples' helped the Eagles to 18 victories, a win in the GoDaddy.com Bowl and a Sun Belt Conference title.

In Peoples' final season at Georgia Southern in 2015, the defensive line ranked first in the league and 24th nationally in rushing defense (130.9 avg) and second and 24th nationally in total defense (338.1). A pair of players earned all-league accolades, including Jay Ellison and Bernard Dawson, who were each a second-team all-conference pick and led the team to nine wins and a decisive 58-27 victory over Bowling Green in the GoDaddy.com Bowl, the school's first-ever bowl appearance.

In 2014 the Eagles won the Sun Belt Championship in the team's first season with Jay Ellison earning All-Sun Belt Conference Honorable Mention honors.

Prior to joining the Eagles, Peoples worked the 2013 campaign at UAB, working with the Blazer defensive linemen.

Under Peoples' direction, the 2012 Arkansas defensive line earned a top-25 national ranking in sacks and the Razorbacks boasted a rushing defense that finished in the top 20. The Razorbacks posted consecutive 10-win seasons for just the third time in school history and made back-to-back BCS bowl appearances in 2010 (Sugar Bowl) and 2011 (Cotton Bowl). The 2011 squad capped its 11-2 season with a No. 5 national ranking following a 29-16 victory over Kansas State.

Peoples was part of the defensive staff at Arkansas State in 2002 that vaulted the Red Wolves 41 spots in the national rankings in total defense from 80th to 39th, one of only a handful of teams to make such a dramatic improvement. The Red Wolves' coaches built off that success, entrenching Arkansas State as one of the top two teams in the Sun Belt in total defense for the next five years. Arkansas State won its first Sun Belt title in 2005 and appeared in the New Orleans Bowl.

In his eight years at Arkansas State, Peoples coached 11 all-Sun Belt Conference selections and mentored several student-athletes who earned All-Sun Belt Conference awards, including Corey Williams (2002, 2003), Jon Bradley (2002, 2003) Myron Anderson (2005), Jonathan Najm (2006), Jammarrow James (2006), Alex Carrington (2008, 2009) and Bryan Hall (2009).

Carrington, the league's Defensive Player of the year in 2008, was drafted in the third round of the 2010 NFL Draft by the Buffalo Bills while both Williams and Bradley spent multiple seasons in the NFL. Hall was a member of the Baltimore Ravens when they won Super Bowl XLVII.

Team accomplishments and student-athlete accolades at Arkansas State were products of Peoples' coaching, effort and caring. In 2003, he was selected from 500 coaches as one of the recipients of the AFLAC National Assistant Coach of the Year Award, recognizing those coaches who made a significant contribution to their teams.

Peoples' experiences at different programs and levels have exposed him to a number of philosophies that have helped mold his evolving approach to defensive line play. He first joined Fritz's staff at Blinn Community College, helping the Buccaneers to the national junior college championship in 1995. The following year, he coached the defensive ends and worked with the kickoff coverage team at Northwestern State.

Reuniting with Fritz at Central Missouri for the 1997 and 1998 seasons, Peoples served as defensive line coach, tutoring first-team All-MIAA and All-Midwest Region defensive lineman Kenneth Bouie. The Mules' record holder with 23 tackles for loss in a single season in 1998, Bouie still appears in the UCM top 10 list for most tackles in a game and season as well as career tackles for loss.

He earned All-America honors as a member of the Blinn championship team before continuing his collegiate career with UCM.

Peoples left for Northern Arizona in 1999 to coach the defensive line and special teams for the Lumberjacks and moved to the professional ranks with the XFL's Las Vegas Outlaws for the 2000 season. In 2001, he accepted a position coaching defensive tackles back at Northwestern State for then-Demons and current Georgia Southern defensive coordinator Jack Curtis. When Steve Roberts took the reins of the Arkansas State program, Peoples became the Red Wolves' defensive line coach in January 2002.

A four-year starter at linebacker in college, Peoples launched his coaching career at his alma mater, Carroll College (Mont.) in 1993, spending two years under the tutelage of legendary coach Bob Petrino, Sr. A two-time all-conference pick and all-district selection as a senior, Peoples helped lead the Saints to the 1989 Frontier Conference crown and a berth in the NAIA playoffs.

Peoples is married to wife Rebecca.



SHANE MEYER

Director of Operations • Second Season
O'Fallon, Mo.
Central Missouri, 1999

Shane Meyer, a highly decorated placekicker for Coach Willie Fritz at Central Missouri, is in his second season at Tulane as the Green Wave's Director of Football Operations in 2017.

Prior to Tulane, Meyer spent the last two seasons in the same position under Fritz at Georgia Southern.

A 2009 inductee into the Mules' Hall of Fame, Meyer was a four-time All-conference selection from 1995-98 and earned All-America honors in 1997.

Meyer handles a number of administrative duties for the program including travel, scheduling of practice times, and overall organization of the program.

During his All-America season, Meyer kicked 18 field goals to set UCM's single-season record and still holds the career mark with 49. When his career was complete, he ranked third in career PATs (107), consecutive field goals (eight) and career scoring with 254 career points, the most by a Mule kicker.

A native of O'Fallon, Missouri, Meyer served for the last four and a half years as the Head Girls' Basketball Coach while teaching at Jefferson City High School in Missouri before joining the Eagles.

He also coached at Villa Duchesne High School in St. Louis, Missouri, where he was the Youth Sports Coordinator, before reuniting with Coach Fritz at UCM in 2007.

Meyer spent the 2007-09 seasons as an assistant football coach and equipment manager at his alma mater, coaching the kickers, punters and long snappers while assisting the special teams coordinator.

After graduating from Central Missouri in 1999, Meyer joined the Mules' Football program as a graduate assistant coach. An opportunity to play professionally put Meyer back on the field intermittently over the next three seasons with the Roanoke Steam and Norfolk Nighthawks in the Arena Football League Two.

He returned to coaching, trading the football field for the hardwood, and accepted the position as Head Coach of the California (Missouri) Girls' High School Basketball team in 2002. His Pinto squad finished third in the 2004 Missouri state playoffs.

Meyers is married to another UCM alum, Christine, the Meyers have two children, Trey and Leah.



DONN LANDHOLM

Director of Player Development • Second Season
Bristow, Neb.
Wayne State, 1979

A veteran of more than 30 years in the coaching ranks, Donn Landholm is in his second season as Director of Player Development for the Green Wave in 2017. Prior to Tulane, Landholm spent three seasons at Tennessee Tech. He served as the defensive coordinator and inside linebackers coach all three seasons for the Golden Eagles.

Before that, he was the defensive coordinator at Purdue University in 2009, when the Boilermakers defeated Michigan and Ohio State in the same season for the first time since 1966. He coached the outside linebackers at Purdue for three seasons (2010-12) and was a part of teams that went to back-to-back bowl games in 2011 and 2012. Those defenses included future NFL players Ryan Kerrigan, Kawann Short and Ricardo Allen.

He moved to Purdue in 2009 from Eastern Kentucky University, where he coached from 1997-2008. Landholm was linebackers coach from 1997 to 2004, defensive coordinator from 2005 to 2007 and linebackers coach and recruiting coordinator in 2008.

In 2005 and 2006, the Colonels ranked among the Ohio Valley Conference's top three in total defense, allowing merely 328.5 and 309.0 yards per game. The Colonels led the nation in turnover margin in 2007 at +18, with 35 takeaways (24 interceptions and 11 fumble recoveries).

Landholm also was in charge of the Eastern Kentucky special teams from 2002 to 2007. In 2003, the Colonels led the nation with a 16.5-yard punt return average and, in 2006, they were ninth with a 22.9-yard kickoff return average.

From 1993-96, Landholm was the offensive line coach at Blinn (Texas) Junior College. Blinn won back-to-back junior college national championships in 1995 and 1996, going 12-0 both seasons.

He was a defensive assistant at Arizona State University from 1987-91, the first two years as a graduate assistant with the defense and the final three as a volunteer assistant with the linebackers. The Sun Devils played in the 1987 Freedom Bowl.

Landholm served as the running backs coach at two stops -- Montana State University in 1986 and the University of Central Missouri in 1984 and 1985.

His experience also includes coaching in the high school ranks at PSJA North Early College High School in Pharr, Texas in 1992 and serving as head coach at Plainview (Neb.) High School in 1982 and 1983 after working there as an assistant coach for three seasons.

A native of Bristow, Neb., Landholm played outside linebacker at Wayne State and earned a bachelor's degree in physical education and political science in 1979. He earned a master's degree in secondary education from Central Missouri State in 1985.

Landholm and his wife, Cindi, have three daughters: Kristen, Sarah and Kate. Sarah and husband Corey Neal have a daughter, Kylie.



WESLEY FRITZ

Director of Player Personnel • Second Season
Warrensburg, Mo.
Sam Houston State, 2012

Wesley Fritz is in his second season as Director of Player Personnel for the Green Wave in 2017.

His primary responsibilities include managing recruiting events, maintaining the Green Wave's recruiting database and recruiting board, while also assisting with overall roster management.

Fritz served in the same capacity during the 2014 and 2015 seasons at Georgia Southern. Prior to the 2015 season Fritz served as a graduate assistant at Georgia Southern, primarily working with recruiting/player personnel. He helped the Eagles score the Sun Belt Conference's No. 2 recruiting class in their first FBS season.

He received his Bachelor's degree from Sam Houston State University in Kinesiology followed by his master's degree in Coaching Education from Georgia Southern.

Prior to Sam Houston State, he earned his associate's degree from State Fair Community College & was named the "Male Student-Athlete of the Year."

At Sam Houston State, Fritz was a two-year letterwinner on the basketball team. He graduated from Warrensburg High School (Mo.) in 2008 where he played both basketball & football for the Tigers.

The younger Fritz has two sisters, Lanie and Brooke.



KATI MORSE

Director of New Media • Second Season
Ponchatoula, La.
Southeastern Louisiana, 2013

Kati Morse is in her second season with the football staff as Director of New Media for the Green Wave in 2017.

Morse oversees new media for the football program, coordinating the production and release of all digital content. Her duties also include assistance with recruiting. In addition to her duties at Tulane, Morse is also a part-time sideline reporter. Her work has been featured on ESPNU, ESPN3, Sun Belt Digital Network, Southland Conference Television, WAFF, Cox Sports Television and Pelican Sports TV.

Morse also serves as the on-campus correspondent for the American Athletic Conference.

Morse came to Tulane after a one-year stint as the Digital Media Assistant and on-camera reporter at the Sun Belt Conference. At the SBC, she created and hosted "Sun Belt Conference Weekly" and served as the SBC's contact for women's volleyball and softball. She also served as the conference's sideline reporter for all ESPN productions.

Morse graduated from Southeastern Louisiana University in 2013 with a Bachelor's degree in Communication. During her time of undergraduate study at SLU, Morse was a four-year starter, team captain and pitcher on the Lady Lions softball team. She was also President of the SLU Student-Athlete Advisory Committee. In April of 2015, Morse was awarded the prestigious Jim McKay Broadcasting Scholarship from the NCAA (\$10,000) and the CoSIDA Langston Rogers Scholarship (\$2,500); both for national excellence in sports coverage.

In 2015, Morse graduated with her Master's degree in Organizational Communication from Southeastern Louisiana. During her two years of graduate study, she served as the graduate assistant for SLU's Sports Information Department, interned at WAFF Channel 9 in Baton Rouge, and was also the ESPNU Campus Connection Correspondent. In May 2015, Morse received the Mark of Excellence Award from the Society of Professional Journalists for her video feature on a Lion football player, "It Runs in the Family: The Tyler Stoddard Story".

Morse lives in Ponchatoula, La. and is the daughter of Kelly and Abby Morse. She has one brother, Caleb.



CHRIS COUCH

Special Teams/Recruiting • Second Season
Milledgeville Ga.
Georgia Southern, 2011

Chris Couch is in his second season as the special teams analyst, recruiting for the Green Wave in 2017.

Couch came to Tulane from Point University where he served as a special teams coordinator and linebackers coach in 2015. He helped the Skyhawks to a 9-3 overall record, a perfect 5-0 conference record and to the school's first-ever playoff appearance. The Point special teams had arguably the best season in school history that year. Among the NAIA national leaders, the Skyhawks ranked third in net punting, 20th in punt return yardage and 30th in kickoff return yardage. Under Couch's tutelage, punter David Strickland and return specialist Brandon Robertson both received All-America nods. Two of Couch's linebackers also received postseason accolades -- Jared Moyston received All-America recognition and Quinstavious Johnson earned freshmen All-Sun Conference honors.


Before that, Couch worked under Willie Fritz as a defensive graduate assistant at Georgia Southern. He assisted with linebackers in 2014 and defensive tackles in 2013. During his stint at Georgia Southern, he was able to be a part of the first ever BCS win over Florida in 2013 and a perfect 8-0 Sun Belt Conference record in 2014, while assisting in the coaching of future NFL players Edwin Jackson, Antwoine Williams and Ironhead Gallon.

Couch was the slot backs coach at Missouri Southern State University in 2012. With a 6-5 record, the Lions recorded their first winning season in a number of years, highlighted by an overtime win over second-ranked Missouri Western. A native of Milledgeville, Ga., Couch earned his bachelor's degree in exercise science from Georgia Southern in 2011 and his master's degree in high education administration from Georgia Southern in 2015.

Support Staff




Walker Ashburn
Graduate Assistant,
Defense



Mitchell Bernardo
Assistant Director,
Football Video Operations



Chantelle Boucher
Assistant Strength &
Conditioning Coach




Patsy Conway
Assistant
Program Coordinator



Salli Clavelle
Recruiting Operations
Assistant




Liz Devlin-Zielger
Senior Program
Coordinator



Patrick Duffey
Graduate Assistant,
Recruiting



David Gambel
Associate Athletic Trainer



Mack Helms
Graduate Assistant,
Offense



Kelsey Hite
Assistant Strength &
Conditioning Coach



Johnny Jernigan
Defensive Analyst/
Recruiting



Jordy Joseph
Graduate Assistant,
Offense




Mónica Lebrón
Deputy Athletics Director/
Chief Operating Officer



Jasman Marks
Assistant Strength &
Conditioning Coach



Corey Olivier
Team Chaplain



Nathan Quebedeaux
Head Athletic Trainer



Dr. Felix Savoie
Team Physician



Derrick Sherman
Offensive Analyst/
Recruiting



Ethan Solger
Assistant Athletic Trainer



Kyle Speer
Director,
Strength & Conditioning



Dr. Greg Stewart
Team Physician



Jake Stone
Graduate Assistant,
Defense



Brandon Vyhnaek
Assistant Director,
Video Operations



Lyle Williams
Director,
Equipment Operations



Michael Fitts is in his fourth year at Tulane as the university's 15th president. He arrived at Tulane in July 2014, bringing with him a strong emphasis on heightening cross-disciplinary education and research.

President Fitts believes students and higher education institutions can set themselves apart in a fast-changing world and ever-shifting economy through the combining of different fields and skills. In his first year at Tulane, he launched task forces to lead the university in deepening its unique strengths for interdisciplinary collaboration. He sees powerful advantages in the university's manageable size, its wide selection of professional schools, the unified undergraduate college and multiple cross-disciplinary projects already in place. He aims to create the most engaged undergraduate experience in the country through this rethinking of academic options, residential living, extracurricular activities and more. In graduate education and research, he will foster intellectual cross-pollination that can produce solutions to some of the world's most fundamental problems.

This focus also extends to Tulane's physical campuses. President Fitts has initiated a campus master planning process with a 21st century vision of spaces redesigned to promote connections. That includes drawing people together from different parts of campus and linking different functions of the university, such as residence halls with dining hubs and academic venues.

Another avenue for making connections is public service, an area where Tulane is a leader in higher education. President Fitts lauds the pursuit of community work for its power to show students how theory connects with practice. It gives them real-world experience with the concepts they study in class. His vision for the university includes enhancing the ties between public service and academics.

Before arriving at Tulane, President Fitts served 14 years as dean of the Law School at the University of Pennsylvania, where he was recognized for greatly boosting that school's offerings in interdisciplinary education. He also presided over a quadrupling of Penn Law's endowment, a more than 40 percent increase in the size of the Law School faculty and a doubling of all forms of student financial aid. He oversaw the rebuilding or renovation of the entire Law School campus. The Law School's Board of Overseers named a faculty chair, a scholarship and an auditorium at the school in his honor.

President Fitts is a native of Philadelphia. He earned a bachelor of arts degree from Harvard University in 1975. Inspired by *To Kill a Mockingbird* and its heroic protagonist Atticus Finch, he attended Yale Law School. He was editor of the *Yale Law Journal* and received his juris doctorate in 1979.

He served as a clerk for federal judge and civil rights advocate Leon Higginbotham, who became a mentor to him. President Fitts then worked as an attorney in the U.S. Justice Department's Office of Legal Counsel, where he served as outside counsel to the President, White House and Cabinet.

His teaching career began at Penn Law in 1985. He has written extensively on presidential power, separation of powers, executive branch decision-making, improving the structure of political parties and administrative law. He served as president of the American Law Deans Association.

President Fitts and his wife, Renée J. Sobel, Esq., have two adult children.



Michael A. Fitts and his wife Renee J. Sobel, Esq.



President Fitts addresses the graduating class during his first Tulane commencement

Administration



TROY DANNEN
Director of Athletics • Second Year
Marshalltown, Iowa
Northern Iowa, 1989

Troy Dannen is in his second year as the Ben Weiner Director of Athletics Chair at Tulane. He was formally introduced as the Green Wave's 33rd Director of Athletics on December 4, 2015.

In his short time in the Crescent City, Dannen has reinvigorated the Green Wave program with the hiring of five head coaches (football, men's basketball, baseball, volleyball and women's tennis) in addition to revamping the structure of the department's senior management team and announcing sailing as the school's 17th varsity sport.

Dannen came to Tulane after serving eight seasons in the same capacity at his alma mater, the University of Northern Iowa (UNI) from 2008-15. He brings 27 years of athletic administration, including the last 13 years as a chief executive officer, to Tulane Athletics.

During Dannen's tenure at UNI, the Panthers enjoyed an incredible run of success at both the conference and national level. The successes extend beyond the competitive and include unprecedented academic, fund-raising, business operations and marketing achievement. As a result, Dannen was honored by the National Association of Collegiate Directors of Athletics (NACDA) as Under Armour AD-of-the-Year (ADOY) in 2014.

UNI successfully generated gift commitments totaling \$27 million in the recently completed "Imagine the Impact" institutional fund-raising campaign – which exceeded the institutional target of \$15 million by 80 percent. UNI also saw its commitments to athletic scholarship endowments increase by 300 percent since 2008.

He negotiated multi-year marketing deals with Learfield Sports (multi-media rights), Learfield-IMG Ticket Solutions (tickets) and Nike (apparel and equipment).

As a by-product of these areas off the field successes, UNI athletics thrived on the playing field. UNI recognized 39 All-Americans, 13 Coaches of the Year and nine Missouri Valley Conference (MVC) Players of the Year. Football, men's basketball, women's basketball, volleyball and softball combined to reach 14 NCAA Tournaments since 2008. Under head coach Doug Schwab, who Dannen hired in 2010, the Panther wrestling program rose to national prominence with the only perfect NCAA Division I record (13-0) in 2013-14.

Born and raised on a farm near Marshalltown, Iowa, Dannen received his bachelor's degree in communications from UNI in 1989.



(From l-r): Amy Dannen, Tulane President Michael A. Fitts, Tulane Director of Athletics Troy Dannen and Doug Hertz



Dannen (far left) with President Fitts (second from the right) at the news conference announcing sailing as the Green Wave's 17th varsity sport



KENDALL ARDOIN • 89

TE • 6-5 • 240 • RS-Jr. • 2L
Ville Platte, La.
Ville Platte HS

Career Notes: Two-year letterman...Played in 22 total games with 17 starts...Caught 10 passes for 132 yards with three touchdowns...Career long catch of 32 yards.

2016: Started in nine of 10 games played...Finished with four receptions for 80 yards...Lone touchdown of the season came via a 20-yard reception vs Memphis on Oct. 14...Caught a career long 32-yard pass in win against UConn on Nov. 26...Reeled in a two-point conversion that ultimately sealed the four-overtime, 41-39 victory, over UL Lafayette on Sept. 24.

2015: Played in all 12 games with eight starts as a redshirt-freshman at tight end...Hauled in six catches for 52 yards (8.7 avg.) and two scores...Fourth on the team in touchdown receptions...Posted his first-career reception for a two-yard touchdown vs UCF (10/3)...Notched a 15-yard touchdown reception at Army (11/14)...Recorded four other games with one catch: for five yards vs Houston (10/16); for 12 yards at Navy (10/24), for 11 yards at Memphis (10/31) and for seven yards vs UConn (11/7).

2014: Did not play as a true freshman and redshirted the season...Off the field, was named to Tulane's 3.0 Club.

High School: Four-year letterman at Ville Platte High where he played tight end and defensive end for coaches Roy Serie and Tracey Jagneaux...Rated a three-star recruit by Rivals.com and 247Sports.com while garnering two-star status by Scout.com...Named No. 38 recruit in the state by Rivals.com and No. 60 by 247Sports, and tabbed No. 60 tight end nationally by 247Sports.com and No. 86 at the position by Scout.com...Received an 81 rating by 247Sports.com and listed 41st in the Times Picayune's Nifty 50...Helped lead the Bulldogs to a combined 26-18 record with three trips to the state playoff and District 5-2A titles as a sophomore and junior...as a senior, named first-team All-District 5-3A and all-parish after catching 24 passes for 321 yards and two touchdowns to go with a pair of two-point conversion catches on offense while adding 14 tackles (10 solo, 4 assists), one fumble recovery on defense...Also lettered four years in basketball and once in track and field...Off the field, was a member of the Beta Club and was named Ville Platte High's Student of the Year.

Personal: Majoring in Finance...Has two brothers...Second cousin played football at LSU and in the NFL for the St.Louis Cardinals and Indianapolis Colts...Third cousin played basketball collegiately at Gonzaga - As professional, he played in the NBA for Los Angeles Lakers and is currently playing overseas in Japan.

Ardoin's Career Highs

Receptions.....1, 10x, last at UConn, 11/26/16
Yards.....32 yards at UConn, 11/26/16
Long Catch.....32 yards at UConn, 11/26/16
Touchdowns1, 3x, last vs Memphis, 10/14/16

Ardoin's Career Offensive Statistics

Year	GP-GS	Rushing					Receiving				
		Att	Yds	Avg.	TD	Long	No.	Yds	Avg.	TD	Long
2015	12-8	0	0	0.0	0	0	6	52	8.7	2	15
2016	10-9	0	0	0.0	0	0	4	80	20.0	1	32
Career	22-17	0	0	0.0	0	0	10	132	13.2	3	32



ADE ARUNA • 87

DE • 6-6 • 270 • RS-Sr. • 3L
Akure, Nigeria
La Lumiere HS

Career Notes: Three-year letterman...Played in 32 games with 23 starts at defensive end...Possesses 82 total tackles (56 solo, 26 assists) with 16.0 tackles for loss of 75 yards...Boasts three forced fumbles, two fumble recoveries and two pass break-ups...Recorded 9.0 sacks for loss of 56 yards.

2016: Started in all 12 games...Ranked second on the team in sacks (5.0-32 yards) and third in tackles for loss (10.0-44 yards)...Finished with 43 total tackles (26 solo, 17 assists)...Collected a career high eight tackles vs SMU on Oct. 29, including his first multi-sack game of his career (two sacks) - Also totaled three tackles for loss of 14 yards...Recorded three total tackles, including one sack for three yards, against UConn on Nov. 26...Tallied three solo tackles, including one for a loss of five yards, vs Temple on Nov. 19...Logged two tackles, including one for a loss of two yards, at Houston on Nov. 12...Recorded his second sack of the season vs Memphis on Oct. 14, earning a total of two tackles for a loss of eight yards on the night - Also collected his second fumble recovery of the season to go along with his four total tackles...Tallied his first career fumble recovery vs Navy on Sept. 17, along with gathering three tackles, including one tackle for a loss of two yards...Earned a sack vs Southern on Sept. 10, resulting in a forced fumble which led to a Tulane touchdown on the ensuing drive.

2015: Played in all 12 games with 11 starts as a redshirt-sophomore...Totaled 32 tackles (24 solo, 8 assists) with 5.0 tackles for loss, 3.0 sacks, one forced fumble and two pass break-ups...Tied for second on the team in fumble recoveries...Tied for second on the team in sacks...Made his first-collegiate start vs Duke (9/3), posting a career-high five tackles (3 solo, 2 assists), one tackle for a six yard loss and a forced fumble...Tied his career-best tackle total with five - all solo - including a tackle for a loss and a sack at Navy (10/24)...Notched four tackles (3 solo, 1 assist) vs Tulsa (11/27)...Totaled three solo stops - including one tackle for loss - and a pass break-up vs Maine (9/19)...Posted three stops (1 solo, 2 assists) including 1.0 sack and one pass break-up vs Houston (10/16)...Posted two tackles (1 solo, 1 assist) with 1.0 sack and 1.0 tackle for loss vs UConn (11/7).

2014: Played in eight games as a redshirt-freshman...Posted seven tackles (6 solo, 1 assist), one sack and one forced fumble on defense...Recorded four kickoffs for 222 yards (55.5 avg.) with one touchback...Tallied a career-best three tackles - all solo - with one sack for a four-yard loss and a forced fumble vs Southeastern Louisiana (9/13)...Recorded two solo tackles vs Cincinnati (10/31)...Had an assisted tackle vs Temple (12/6).

2013: Did not play as a true freshman and redshirted the season...Off the field, was a member of the Conference USA Commissioner's Honor Roll and Tulane's 3.0 Club.

High School: One-year letterman at La Lumiere for coach Art Walker...Rated a three-star recruit by 247Sports.com while garnering two-star status by Rivals.com and Scout.com...Received an 85 rating and was listed as the No. 48 strong-side defensive end in the nation and the No. 12 prospect in the state by 247Sports.com...Also listed as the No. 183 defensive end in the country by Scout.com...Helped lead the Lakers to their first winning season in over a decade with a 5-4 record in his lone prep season on the grid-iron...As a senior, tallied 83 tackles, 11 tackles for loss, eight sacks, three fumble recoveries, two forced fumbles and a pass break-up on defense while catching two passes for 35 yards and a score on offense and kicking off six times for 163 yards and a pair of touchbacks on special teams.

Personal: Already earned a Bachelor's in Homeland Security Studies. Now seeking second Bachelor's in Public Health.

Aruna's Career Highs

Tackles.....8, vs SMU, 10/29/16
Sacks.....2, vs SMU, 10/29/16
Yards Lost.....12, vs SMU, 10/29/16
Tackles for Loss.....3.0, vs SMU, 10/29/16
Yards Lost.....14, vs SMU, 10/29/16
Forced Fumbles.....1, 3x, last vs Southern, 9/10/16
Fumble Recoveries.....1, 2x, last vs Memphis, 10/14/16
Pass Break-ups.....1, 2x, last vs Houston, 10/16/15

Aruna's Career Defensive Statistics

Year	GP-GS	UT-AT-TT	TFL-Yd	Sks-Yd	FF	FR	PBU	Int	Bk
2014	8-0	6-1-7	1.0-4	1.0-4	1	0	0	0	0
2015	12-11	24-8-32	5.0-27	3.0-20	1	0	2	0	0
2016	12-12	26-17-43	10.0-44	5.0-32	1	2	0	0	0
Career	32-23	56-26-82	16.0-75	9.0-56	3	2	2	0	0

THE VETERANS



SHERMAN BADIE • 3

RB • 6-0 • 205 • RS-Sr. • 3L

Metairie, La.

John Curtis Christian School

Career Notes: Three-year letterman...Played in 32 games with 11 starts at running back... Rushed 236 times for 1,167 yards (4.9 avg.) and six touchdowns while hauling in 53 catches for 405 yards (7.6 avg.) and one score...Returned 30 kickoffs for 728 yards (24.3 avg.)... Returned one punt for 23 yards.

2016: Played in eight games as a redshirt junior...Rushed 43 times for 169 yards (3.8 avg) with a long of 22 yards and one touchdown to go along with 15 kickoff returns for 417 yards (27.8 avg) and one score...Ran the ball four times for 22 yards and caught one pass for three yards vs UConn on Nov. 26...Rushed 10 times for 47 yards, including a long of 14 yards, at UCF on Nov. 5...Recorded six carries for 20 yards vs SMU on Oct. 29, including a nine-yard touchdown rush - Also hauled in one catch for 10 yards...Returned a kickoff 86-yards for the touchdown vs Southern on Sept. 10, which led to him being named The American's Special Teams Player of the Week - The kickoff return touchdown was the first of his career and the longest return as well...Rushed five times for 40 yards vs Southern on Sept. 10...Carried seven times at Wake Forest on Sept. 1, for a net gain of 26 yards, with a bulk of the yardage gained from bursting out a 22-yard attempt.

2015: Played in all 12 games with four starts as a redshirt-sophomore...Rushed 72 times for 310 yards (4.3 avg.) and two scores to go along with 27 receptions for 284 yards (10.5 avg.) while returning 15 kickoffs for 311 yards (20.7 avg.)...Recorded 905 all-purpose yards (75.4 avg.)...Led the team in kickoff returns and kickoff return yardage...Second on the team in rushing attempts, yards rushing, rushing touchdowns, all-purpose yards and all-purpose yards per game...Notched a season-high 73 yards rushing on 11 carries with a seven-yard receptions at SMU (11/21)...Hauled in a career-best 118 yards on five receptions vs Maine (9/19) while also tallying 71 yards and a touchdown on six carries...Caught four passes for 69 yards at Army (11/14)...Rushed nine times for 33 yards with one reception for 16 yards vs Tulsa (11/27)...Led Tulane in rushing vs Duke (9/3) with 22 yards on three carries...Carried the ball a team-high 11 times for 24 yards and caught three passes for nine yards vs UConn (11/7)... Returned his first career kickoffs against Duke (9/3), returning two for a total of 40 yards and a longest of 22.

2014: Played in 12 games with seven starts...Earned honorable mention Freshman All-American recognition from College Sports Madness...Rushed 121 times for 688 yards (5.7 avg.) and three touchdowns to go along with 24 receptions for 108 yards (4.5 avg.) and one touchdown...Second in The American and 33rd in the nation in yards per rush (5.7 avg.)... Seventh in The American and 114th in the nation in total rushing yards (688)...Eighth in The American and 107th nationally in rushing yards per game (57.3)...Tied for second on the team in rushing touchdowns (3), scoring (24 points), total offense (57.3 yards per game) and all-purpose yards per game (66.3 yards per game)...Named College Football Performance Awards Honorable-Mention Running Back of the Week while earning American Athletic Conference Player of the Week Honorable Mention honors after running for a career-high 215 yards - 10th most in Tulane single-game history - with a 90-yard touchdown on 15 carries while hauling in two passes for another six yards at Tulsa on (8/28)...Added a 108-yard effort, including an 86-yard touchdown, on 12 carries while catching five passes for 39 yards at Rutgers on (9/27)...Scored a pair of touchdowns with an 11-yard run and a three-yard catch vs Southeastern Louisiana (9/13), finishing the day with 80 yards on 15 carries and a pair of receptions for two yards...Ran for 77 yards on 14 carries and pulled down three passes for 17 yards vs UConn (10/11)...Posted three runs of 70+ yards from scrimmage (90, 86, 73).

2013: Did not play as a true freshman and redshirted the season...Also a member of Tulane track and field team where he competed in the 100 meter, 4x100 meter relay and 4x400 meter relay...Helped the 4x100 meter relay team finish eighth at the Conference USA Outdoor Championship...Notched the 10th-fastest time in school history in the 100 meter dash with a 10.72 at the Tulane Team Challenge.

High School: Four-year letterman at John Curtis Christian School where he played running back, linebacker and defensive back for coach J.T. Curtis...Named a three-star recruit by ESPN.com, Rivals.com and 247Sports.com while garnering two-star status from Scout.com...Tabbed No. 17 all-purpose running back in the nation by 247Sports.com, the No. 132 running back in the country by ESPN.com and the No. 137 back by Scout.com...Received an 87 rating and listed as the No. 32 recruit in the state by 247Sports.com while claiming a 71 Scout Grade and

the No. 47 prospect in the state by ESPN.com...Helped lead the Patriots to a combined 53-3 record, an unblemished 25-0 mark in District 10-2A play, four consecutive district titles, four straight appearances in the state championship game, state titles in his final two prep seasons and a national championship as a senior...Claimed first-team all-state, all-metro and all-district honors as both a junior and senior...Also lettered in track and field where he was a member of three outdoor and two indoor state championship teams, the Division II 4x200 relay champions as a sophomore and junior, and posted a Top-100 indoor national time in the 55-yard dash (6.48) as a junior.

Personal: Majoring in Public Relations.

Badie's Career Highs

Carries.....	15, 2x, last at Tulsa, 8/28/14
Yards.....	215 at Tulsa, 8/28/14
Long.....	90 at Tulsa, 8/28/14
Rushing Touchdowns.....	1, 6x, last vs SMU, 10/29/16
Receptions.....	5, 2x, last vs Maine, 9/19/15
Yards.....	118 vs Maine, 9/19/15
Long.....	51 vs Maine, 9/19/15
Receiving Touchdowns.....	1 vs Southeastern Louisiana, 9/13/14
Kick Return Long.....	86 vs Southern, 9/10/16

Badie's Career Offensive Statistics

Year	GP-GS	Rushing					Receiving				
		Att	Yds	Avg.	TD	Long	No.	Yds	Avg.	TD	Long
2014	12-7	121	688	5.7	3	90	24	108	4.5	1	13
2015	12-4	72	310	4.3	2	56	27	284	10.5	0	51
2016	8-0	43	169	3.9	1	22	2	13	6.5	0	10
Career	32-11	236	1,167	4.9	6	90	53	405	7.6	1	51

Badie's Career Return Statistics

Years	GP-GS	Punt Returns					Kickoff Returns				
		PR	Yds	Avg.	TD	Long	KOR	Yds	Avg.	TD	Long
2014	12-7	0	0	0.0	0	0	0	0	0.0	0	0
2015	12-4	0	0	0.0	0	0	15	311	20.7	0	30
2016	8-0	1	23	23.0	0	23	15	417	27.8	1	86
Career	32-11	1	23	23.0	0	23	30	728	24.3	1	86



JARED BERTRAND • 29

RB • 5-5 • 180 • Jr. • SQ

Covington, La.

Archbishop Hannan

2016: Rushed once for seven yards against Southern on Sept. 10.

2015: Did not play as a true freshman.

High School: Four-year letterman at Archbishop Hannan where he played running back... Totaled 329 yards on 105 carries (3.1 avg.) with two touchdowns in 19 career games...Rushed for 282 yards on 86 carries (3.3 avg.) while scoring one touchdown as a senior.

Personal: Majoring in Business.



ZACHARY BLOCK • 49

P/K • 6-5 • 200 • Jr. • 2L
Clermont, Fla.
East Ridge HS

Career Note: A two-year letterman ... Played in 20 career games ... Punted 115 total times for 4,555 yards for an average of 39.6...Punted a career best 62 yards in 2016.

2016: Played in all 12 games logging 68 total punts for 2,772 yards (40.8 avg)...Recorded 10 punts of 50 yards or more...Punted 21 times inside the opponents 20-yard line...Booted a career long 62-yards vs Temple on Nov. 19...Executed his first successful onside kick in which he also recorded his first career fumble recovery at Houston on Nov. 12... Logged five punts that were downed within the opponent's 20-yard line at Tulsa on Oct. 22 - Punted seven times at Tulsa in which his first four punts went 58, 53, 56, and 50 yards...Punted a career best 10 times vs UL Lafayette on Sept. 24, averaging 40.5 yards per punt...Tallied 45 total kickoffs in which 19 resulted in touchbacks.

2015: Played in eight games as a true freshman at punter... Totaled 47 punts for 1,783 yards (37.9 avg.) with one touchback, 18 fair catches, two punts inside the 20 and a long of 53... Made his collegiate debut at Temple (10/10), notching eight punts for 292 yards (36.5 avg.) with a long of 48 and one inside the 20...posted 11 punts for 427 yards (38.8) and a long of 53 and one touchback vs UConn (11/7)...Recorded nine punts for 389 yards (43.2 avg.) with a long of 53 and one punt inside the 20 vs Houston (10/16)...Punted six times for 236 yards (39.3 avg.) and a long of 51 at Memphis (10/31)...Had four punts for 128 yards (32.0 avg.) with a long of 36 at Army (11/14)...Notched four punts for 145 yards (36.2 avg.) with a long of 46 at SMU (11/21)...punted three times for 102 yards (34.0 avg.) vs Tulsa (11/27)... Tallied two punts for 64 yards (32.0 avg.) at Navy (10/24).

High School: Three-year letterman at East Ridge High where he served as both punter and kicker for coaches Bud O'Hara, Ken Knapczyk and Ashour Peera...Named a five star recruit as both a kicker and punter by KohlsKicking.com while garnering three-star status from ESPN.com and two-star status from Rivals.com...Listed as the No. 11 kicker and No. 21 punter nationally by KohlsKicking.com while being tabbed the No. 16 kicker in the country and the No. 197 recruit in the state to go with a 74 Scout Grade by ESPN.com...Won the punting competition and was listed as the top performing kicker at the National Senior Challenge in Orlando, Fla., on Jan. 17-18, 2015...Also won the kickoff competition and listed as the No. 2 prospect at the Southern Showcase Camp in Atlanta, Ga., on Dec. 14, 2014...Lettered three years in soccer...Off the field, was a member of the National Honor Society, Honor Roll and Student Government.

Personal: Majoring in Public Health...Has two sisters.

Block's Career Highs

Punts.....10 vs UL Lafayette, 9/24/16
Yards.....405 vs UL Lafayette, 9/24/16
Long.....62 vs Temple, 11/19/16
50+.....4 at Tulsa, 10/22/16
Inside 20.....5 at Tulsa, 10/22/16
Kickoffs.....10 vs Southern, 9/10/16

Block's Career Punting Statistics

Year	GP-GS	No.	Yds	Avg.	Long	TB	FC	I20	Blk
2015	8-0	47	1783	37.9	53	1	18	2	1
2016	12-0	68	2,772	40.8	62	5	25	21	0
Career	20-0	115	4,555	39.6	62	6	43	23	1



DARIUS BRADWELL • 11

RB • 6-1 • 230 • So. • 1L
Tallahassee, Fla.
Godby HS

2016: Played in three games...Rushed a total of 11 times for 33 yards (3.0 avg)...Rushed four times for 15 yards vs Southern on Sept. 10, including a season long of 10...Carried the ball four times for six yards at Wake Forest on Sept. 1...Rushed three times for 12 yards, including a long of eight at UConn on Nov. 26.

High School: Was a four-year letterman for Coach Todd Lanter at Godby High School and led the team to a state runner-up finish as a junior...Rated as a three-star recruit by Scout.com and a two-star recruit by ESPN.com, 247sports.com and Rivals.com...As a senior, accounted for over 2,300 yards of offense and 27 touchdowns...Rushed for 1,213 yards on 125 carries (9.7 ypc) and 134.8 yards per game and threw for 1,097 yards and 11 touchdowns...Named first-team all-Big Bend area and earned honorable mention all-state honors as a senior...In his final two prep seasons, combined for 4,535 total yards (189.0 per game avg) and 55 touchdowns with 2,427 passing yards and 20 passing touchdowns, while rushing for 2,108 yards on 275 carries (7.7 ypc) and 35 touchdowns, while producing nine 100-plus yard rushing contests... member of the Fellowship of Christian Athletes.

Personal: Majoring in Public Health...father played football at Louisville.

Bradwell's Career Highs

Rushes.....4, 2x, last vs Southern, 9/10/16
Yards.....15 vs Southern, 9/10/16
Long.....10 vs Southern, 9/10/16

Bradwell's Career Offensive Statistics

Year	GP-GS	Rushing					Receiving				
		Att	Yds	Avg.	TD	Long	No.	Yds	Avg.	TD	Long
2016	3-0	11	33	3.0	0	10	0	0	0.0	0	0
Career	3-0	11	33	3.0	0	10	0	0	0.0	0	0



JOHNATHAN BRANTLEY • 1

QB • 6-1 • 195 • So. • 1L
Houston, Texas
C.E. King HS

2016: Played in eight games with two starts...Completed 8-of-21 passes, good for 51 yards and a completion percentage of .381...Rushed 46 times for a net gain of 202 yards, averaging 4.4 yards per carry...Rushed the ball for 63 yards on his first play of his collegiate career vs Southern on Sept. 10, finishing with the most rushing yards (119 on 11 carries) and best rushing average (10.8) amongst the Green Wave in the game...Went 1-for-1 for seven yards and rushed seven times for 33 yards, including a long of 20 yards, vs Temple on Nov. 19...Started against UL Lafayette on Sept. 24, completing 3-of-3 passes for 16 yards - Also rushed eight times for seven yards...Made his first career start vs Navy on Sept. 17, completing 3-of-12 passes for 21 yards, while rushing 10 times for 29 yards.

High School: Was a three-year letterman as a quarterback for Coach Don Price at Houston's (TX) C.E. King High School...Rated as a two-star prospect by 247sports.com, Rivals.com... Accounted for 5,539 passing yards and 55 touchdowns and ran for 2,159 yards and 32 rushing touchdowns for his career...As a senior, led the Panthers to a 9-3 overall record and threw for 2,147 yards and 20 touchdowns, while completing 61.5 percent of his passes, with just three interceptions and rushed for 844 yards and 16 touchdowns...Was also a four-year letterman in track & field and earned one letter in basketball.

Personal: Majoring in Sociology

THE VETERANS

Brantley's Career Highs

Rushes.....	11 vs Southern, 9/10/16
Yards.....	119 vs Southern, 9/10/16
Long.....	63 vs Southern, 9/10/16
Completions.....	3, 2x, last vs UL Lafayette, 9/24/16
Yards.....	21 vs Navy, 9/17/16
Long.....	12 vs UL Lafayette, 9/24/16

Brantley's Career Offensive Statistics

Year	GP-GS	Cmp	Att	Pct.	Yds	TD	INT	Long	Effic.
2016	8-2	8	21	.381	51	0	0	12	58.5
Career	8-2	8	21	.381	51	0	0	12	58.5

Year	GP-GS	Rushing				Receiving					
		Att	Yds	Avg.	TD	Long	No.	Yds	Avg.	TD	Long
2016	8-2	46	202	4.4	0	63	0	0	0.0	0	0
Career	8-2	46	202	4.4	0	63	0	0	0.0	0	0



LEEWARD BROWN • 73

OL • 6-4 • 335 • RS-So. • 1L
Houston, Texas
C.E. King HS

2016: Started in all 12 games...Started at left guard vs Navy on Sept. 17.

2015: Did not play as a true freshman and redshirted the season.

High School: Three-year letterman at Miramar High for coaches Damon Cogdell and Matt Strout...Rated a three-star recruit by Rivals.com, Scout.com, ESPN.com and 247Sports.com...Tabbed the No. 33 guard nationally by 247Sports.com while garnering the No. 42, No. 54 and No. 68 positional ranking by ESPN.com, Rivals.com and Scout.com, respectively...Listed as the no. 22 guard in The South and the No. 5 guard in the state from Scout.com, the No. 93 prospect in the Florida to go with a 78 Scout Grade from ESPN.com and the No. 71 recruit in the state with an 88 rating from 247Sports.com...Helped lead the Patriots to a combined 27-10 overall record, a 15-2 mark in District 12-5A action and three-consecutive state playoff bids, including a district title and a trip to the regional finals as a junior...Named first-team all-district while claiming All-Broward County from the Miami Herald and Sun-Sentinel his final two prep seasons...Selected to participate in the BCAA All-Star Game and the Offense-Defense All-American Game following his senior campaign...also lettered once in track and field.

Personal: Majoring in Public Relations...Has one brother...Cousin played football collegiately at West Virginia and with the British Columbia Lions of the Canadian Football League, and is currently the linebackers coach at his alma mater.



LARRY BRYANT • 36

LB • 6-1 • 205 • So. • 1L
Kennesaw, Ga.
North Cobb HS

2016: Played in all 12 games...Blocked a punt at UConn on Nov. 26, returning it for 24 yards which led to a Tulane field goal...Recorded three tackles, including his first career solo tackle vs SMU on Oct. 29.

High School: Prepped at Kennesaw's (GA) North Cobb High School for Coach Shane Queen and played linebacker, safety and defensive end...rated as a two-star recruit by 247Sports.com...was an all-county selection as a senior after totaling 52 tackles, including six tackles for loss and four sacks in eight games...logged 47 tackles, including 11 stops for lost yardage and three sacks in eight games as a junior...also lettered in track and field, finishing second in the triple jump and seventh in the high jump at the state championships...was a member of the school's honor roll and silver honor roll.

Personal: Has six siblings...major is undecided.

Bryant's Career Highs

Blocked Punt.....	1 at UConn, 11/26/16
Punt Return Yardage.....	24 at UConn, 11/26/16
Tackles.....	1, 3x, last vs SMU, 10/29/16

Bryant's Career Defensive Statistics

Year	GP-GS	UT-AT-TT	TFL-Yd	Sks-Yd	FF	FR	PBU	Int	Bk
2016	12-0	1-2-3	0.0-0	0.0-0	0	0	0	0	1
Career	12-0	1-2-3	0.0-0	0.0-0	0	0	0	0	1

Bryant's Career Return Statistics

Years	GP-GS	Punt Returns					Kickoff Returns				
		PR	Yds	Avg.	TD	Long	KOR	Yds	Avg.	TD	Long
2016	12-0	1	24	24.0	0	24	0	0	0.0	0	0
Career	12-0	1	24	24.0	0	24	0	0	0.0	0	0



ENRIQUE CARRASQUERO • 41

P • 5-11 • 195 • Jr.
Metairie, La.
Rummel HS

2016: Did not play as a sophomore

2015: Did not play as a true freshman.

High School: Two-year letterman at Archbishop Rummel High School at kicker and punter for coach Jay Roth...Helped lead the Raiders to the LHSAA 5A State Championship title as well as a District 9 5A championship...Averaged 51 yards per punt.

Personal: Majoring in Management...Has one brother and five sisters.



QUINLAN CARROLL • 54

DE • 6-2 • 220 • RS-Sr. • 2L
Belle Chasse, La.
Belle Chasse HS

Career Note: Played in 24 career games with one start - vs Navy on Sept. 17, 2016...Boasts 18 total tackles (12 solo, 6 assists), including 6.0 tackles for loss of 21 yards...Logged one forced fumble, one interception and 2.0 sacks that resulted in a loss of 14 yards.

2016: Played in seven games with a start vs Navy on Sept. 17...Tallied 15 total tackles (11 solo, 4 assists), with 6.0 tackles for loss of 21 yards... Also picked up 2.0 sacks for a loss of 14 yards... Recorded his first career interception and first career forced fumble vs SMU on Oct. 29 - Also picked up three tackles, including one for a loss of a yard...Added one solo tackle to his name vs Memphis on Oct. 14...Finished with a career high six tackles vs UL Lafayette on Sept. 24, also achieving his first career sack and multi-sack performance - Finished with three tackles for a loss of 15 yards...Registered one tackle for a loss of two yards vs Navy on Sept. 17...Earned two more tackles vs Southern on Sept. 10, including one for a loss of one yard...Recorded two tackles at Wake Forest on Sept. 1.

2015: Played in eight games as a redshirt-sophomore...Posted one tackle - a solo stop - at Navy (10/24)... Also saw action vs Duke (9/3), at Georgia Tech (9/12), vs Maine (9/19), vs UCF (10/3), at Temple (10/10), vs Houston (10/16) and vs UConn (11/7).

2014: Played in nine games as a redshirt-freshman...Notched two tackles - both assisted - on the season...Tallied his first-career tackle at Duke (9/20) before posting another tackle at Houston (11/8)...Off the field, was named to Tulane's 3.0 Club.

2013: Did not play as a true freshman and redshirted the season.

High School: Two-year letterman at Belle Chasse High where he played defensive line and linebacker for coach Clint Harrison...Named a three-star recruit by 247Sports.com while garnering two-star status from ESPN.com, Rivals.com and Scout.com...Received a 68 Scout Grade, listed as the No. 53 recruit in the state and the No. 138 outside linebacker in the country by ESPN.com while earning a 76 rating, listing as the No. 113 prospect in the state and being tabbed the No. 181 linebacker in the nation by 247Sports.com...Helped lead the Cardinals to a combined 10-10 record with a trip to the state playoffs as a junior...As a senior, named second-team all-District 4-3A...Also lettered three years in track and field where he was a state qualifier in the javelin...Off the field, was a member of the honor roll.

Personal: Majoring in Management...Has one sister.

Carroll's Career Highs

Tackles.....	6 vs UL Lafayette, 9/24/16
Sacks.....	2.0 vs UL Lafayette, 9/24/16
Yards Lost.....	14 vs UL Lafayette, 9/24/16
Tackles for Loss.....	3.0 vs UL Lafayette, 9/24/16
Yards Lost.....	15 vs UL Lafayette, 9/24/16
Forced Fumbles.....	1 vs SMU, 10/29/16
Interceptions.....	1 vs SMU, 10/29/16

Carroll's Career Defensive Statistics

Year	GP-GS	UT-AT-TT	TFL-Yd	Sks-Yd	FF	FR	PBU	Int-Yd	Bk
2014	9-0	0-2-2	0.0-0	0.0-0	0	0	0	0	0
2015	8-0	1-0-1	0.0-0	0.0-0	0	0	0	0	0
2016	7-1	11-4-15	6.0-21	2.0-14	1	0	0	1-3	0
Career	24-1	12-6-18	6.0-21	2.0-14	1	0	0	1-3	0



GLEN CUIELLETTE • 14
QB • 6-0 • 215 • RS-Jr. • 1L
Madisonville, La.
Mandeville HS

Career Note: Played in 13 career games with 10 starts.

2016: Played in all 12 games with 10 starts...Completed 101-of-237 pass attempts, good for 1,309 yards and a completion percentage of 42.6...Boasts a QB efficiency rate of 96.2...Thrown for 10 touchdowns...Rushed 120 times for 216 yards, averaging 1.8 yards per carry, including a long of 26...Rushed for one touchdown...Punted four times in which all four were downed inside the opponent's 20-yard line, averaging 29.0 yards per punt...Completed 21-of-42 pass attempts at Houston on Nov. 12, setting a career career high of 241 yards - Also threw for two touchdowns...Completed 13-of-26 passes for 164 yards and two touchdowns against SMU on Oct. 29, marking his second multi-touchdown game of the season - Both touchdowns were 24-yard completions to wide receiver Terren Encalade...Earned his first career rushing touchdown vs Memphis on Oct. 14...Longest touchdown pass of the season came via a 36-yard strike to Encalade at UMass on Oct. 1...Led the Green Wave to a 41-39 quadruple overtime victory over UL Lafayette on Sept. 24, completing three of his career high four touchdown passes in overtime, totaling 165 yards.

2015: Played in one game as a redshirt-freshman...Took one snap vs Maine (9/19) to close out Tulane's 38-7 win.

2014: Did not play as a true freshman and redshirted the season.

High School: Three-year letterman at Mandeville High for coach Guy Lecompte...Rated a three-star recruit by ESPN, Rivals.com and 247Sports.com while garnering two-star status by Scout.com...Named No. 35 recruit in the state by Rivals.com, No. 54 by ESPN and No. 59 by 247Sports.com...Received a 72 Scout Grade and tabbed No. 41 dual-threat quarterback nationally by ESPN while claiming an 81 rating listed as No. 62 pro-style quarterback by 247Sports.com...Listed 25th in the Times Picayune's Nifty 50...Helped lead the Skippers to a combined 30-9 overall record and a 15-4 mark in District 6-5A action, including a district title as a senior, with three trips to the state playoffs...A starter under center his final two prep seasons, earned first-team all-district honors twice after passing for a combined 4,619 yards and 50 touchdowns

while running 568 yards and 10 scores...As a senior, completed 127-of-255 passes for 2,128 yards, 25 touchdowns and 10 interceptions while running 121 times for 493 yards and five touchdowns...also lettered twice in track and field...Off the field, was member of Fellowship of Christian Athletes.

Personal: Majoring in Health & Wellness...Father played football collegiately at Washington State and cousin played football collegiately at Tulane from 2000-03.

Cuiellette's Career Highs

Rushes.....	22 at Wake Forest, 9/1/16
Yards.....	60 at UMass, 10/1/16
Long.....	26 at UConn, 11/26/16
Touchdowns.....	1 vs Memphis, 10/14/16
Completions.....	21 at Houston, 11/12/16
Attempts.....	42 at Houston, 11/12/16
Yards.....	241 at Houston, 11/12/16
Long.....	46 at Wake Forest, 9/1/16
Touchdowns.....	4 vs UL Lafayette, 9/24/16

Cuiellette's Career Offensive Statistics

Year	GP/GS	Cmp	Att	Pct.	Yds	TD	INT	Long	Effc.
2015	1/0	0	0	.000	0	0	0	0	0.0
2016	12-10	101	237	.426	1,309	10	8	46	96.2
Career	13-10	101	237	.426	1,309	10	8	46	96.2

Year	GP-GS	Rushing					Receiving				
		Att	Yds	Avg.	TD	Long	No.	Yds	Avg.	TD	Long
2015	1-0	0	0	0.0	0	0	0	0	0.0	0	0
2016	12-10	120	216	1.8	1	26	0	0	0.0	0	0
Career	13-10	120	216	1.8	1	26	0	0	0.0	0	0



JUNIOR DIAZ • 51
C • 6-2 • 300 • RS-Jr. • 2L
Miami, Fla.
Miami Central HS

Career Note: Two-year letterman...Played in 15 games on the offensive line with seven starts.

2016: Only played the first three games of the season, in which he started in all three...Helped the Wave rush for 823 yards in those three games, including 437 yards and seven touchdowns vs Southern on Sept. 10, which were the most yards since 1973 and third most all-time.

2015: Played in 12 games with four starts as a redshirt-freshman at center...Made his collegiate-debut vs Duke (9/3)...Earned his first-collegiate start at center vs Houston (10/16)...Started at Navy (10/24), at SMU (11/21) and vs Tulsa (11/27)...Paved the way for 530 total yards (343 passing, 187 rushing) vs Tulsa (11/27)...Was on the line during Tulane's 200-yard rushing contest at SMU (11/21)...Saw time at fullback in goal line situations.

2014: Did not play as a true freshman and redshirted the season.

High School: Four-year varsity letterman at offensive and defensive line, playing as a freshman at Miami Springs High for coach Alex Pacheco, as a sophomore at Christopher Columbus High for coach Chris Merritt and final two seasons at Central High for coach Telly Lockette...Rated a three-star recruit by ESPN, Rivals.com and Scout.com while garnering two-star status by 247Sports.com...Ranked as the No. 15 center nationally by Scout.com, No. 20 by ESPN and No. 28 by 247Sports.com...Received a 79 rating by 247Sports.com and a 73 Scout Grade by ESPN...Helped lead his prep teams to a combined 38-13 overall record, including a two-year mark of 25-3 at Central where the Rockets won back-to-back District 16-6A and state titles...Claimed first-team All-Dade County honors as a junior and senior...Named first-team all-state, participated in the Tournament of Champions Nike All-Star Game and was selected to play in the National Underclassmen Combine All-Star contest as a senior.

Personal: Majoring in Business Management...Has two brothers and two sisters...Father played football at North Carolina Central and brother plays football collegiately at Southeastern (Calif.) Community College.

THE VETERANS



GERON EATHERLY • 60

LS • 6-0 • 210 • SO. • 1L
San Antonio, Texas
Tom C. Clark HS

2016: Played in all 12 games...Recorded one tackle at Houston on Nov. 12.

High School: Was a three-year letterman for Coach Steve McGhee at Tom C. Clark High School in San Antonio, Texas...Was rated as a five-star long snapper by ChrisSailerKicking.com and Rubio Long Snapping and is considered the No. 7 long snapper in the nation by ChrisSailerKicking.com...Became a starter during his sophomore season and also split time at offensive line and defensive end...Was the winner of two Rubio Long Snapping camps and a finalist for the Rubio National Vegas Competition in January and May of 2014... Was an Elite Member of the Rubio Long Snapping in 2014, and a top-12 member in 2015...In the classroom, Eatherly is a two-year member of the academic all-district team...Also lettered in soccer, helping the Cougars to a 21-1 record as a junior, and an 18-3-1 mark during his senior season.

Personal: Majoring in Business.

Eatherly's Career Defensive Statistics

Year	GP-GS	UT-AT-TT	TFL-Yd	Sks-Yd	FF	FR	PBU	Int	Bk
2016	12-0	0-1-1	0.0-0	0.0-0	0	0	0	0	0
Career	12-0	0-1-1	0.0-0	0.0-0	0	0	0	0	0



BRAYNON EDWARDS • 65

DT • 6-2 • 330 • RS-JR. • 1L
Miami, Fla.
Gulliver Prep

Career: Played in nine career games with one start...Recorded two career tackles with 0.5 tackles for loss of one yard.

2016: Played in nine games, including a start vs Navy on Sept. 17...Recorded a tackle at Tulsa on Oct. 22...Notched a 0.5 tackle for loss of one yard vs Temple on Nov. 19.

2015: Did not play as a redshirt-freshman.

2014: Did not play as a true freshman and redshirted the season.

High School: Three-year letterman at Gulliver Prep where he played offensive and defensive line for coach Earl Sims...Rated a two-star recruit by Rivals.com, Scout.com and 247Sports.com...Received a 73 rating and listed as the No. 166 defensive tackle nationally by 247Sports.com...Helped lead the Raiders to a combined 21-13 overall record, three consecutive playoff appearances and trips to the regional finals as a sophomore and junior...As a senior, named second-team all-state and first-team all-county...Tallied season bests with eight tackles (6 solo, 2 assists) with two sacks, a forced fumble and a fumble recovery against Dade Christian on Sept. 6, 2013...Also lettered three years in track and field.

Personal: Born in Miami, Fla...Has one brother...Majoring in Environmental Studies...Chose Tulane over Purdue.

Edwards' Career Defensive Statistics

Year	GP-GS	UT-AT-TT	TFL-Yd	Sks-Yd	FF	FR	PBU	Int	Bk
2016	9-1	0-2-2	0.5-1	0.0-0	0	0	0	0	0
Career	9-1	0-2-2	0.5-1	0.0-0	0	0	0	0	0



TERREN ENCALADE • 5

WR • 6-0 • 190 • RS-Jr. • 2L
East Pointe a la Hache, La.
Belle Chasse HS

Career Notes: Two-year letterman...Played in 26 career games with 20 starts at wide receiver...Hauled in 60 passes for 778 yards (13.0) and six touchdowns...Recorded a long catch of 38 yards...Rushed five times for 41 yards with a long of 16...Boasts three career tackles and one forced fumble.

2016: Started in all 12 games...Led the team in receptions (36), yards (500), yards per catch (13.9) and receiving touchdowns (6)...Reeled in at least one reception in the last nine games...Netted two multi-touchdown games...Recorded a career best seven receptions for 103 yards with a career high three touchdowns - with two coming in overtime - in the 41-39 quadruple overtime win vs UL Lafayette on Sept. 24 - Encalade's three touchdown receptions marked the first time since Roydell Williams caught three TD's against UAB on Oct. 23, 2004...With 103 receiving yards vs ULL and 125 yards at UMass on Oct. 1, Encalade became the first Tulane receiver since Ryan Grant in 2012 to net back-to-back 100+ yard receiving games...Set a new career high with 125 receiving yards at UMass on Oct. 1, where he also tied his career high of seven receptions - Also recorded a 36-yard touchdown reception, marking the longest touchdown catch of his career...Registered four catches for 75 yards, including two 24-yard touchdown receptions, vs SMU on Oct. 29...Recorded his first career rush attempts vs Navy on Sept. 17, notching two carries for 23 yards.

2015: Played in two games with two starts before missing the remainder of the season and earning a redshirt...Caught four passes for 43 yards (10.8) vs Duke (9/3) in the season-opener...Saw action early at Georgia Tech (9/12).

2014: Played in 12 games with six starts as a true freshman...Hauled in 20 catches for 235 yards (11.8 avg.) in addition to recording one solo tackle and one fumble recovery...Ranked sixth on the team in receptions and ninth on the team in all-purpose yards per game (19.6 avg.)...Pulled down a season-best five catches for 41 yards vs Cincinnati (10/31)...Had three catches for 21 yards in his collegiate debut at Tulsa (8/28)...Tallied 49 yards on four receptions vs Memphis (11/15)...Posted a season-best 59 yards on three grabs at East Carolina (11/15), including one catch for a season-long 35 yards...Had two catches for 19 yards at Duke (9/20) and two catches for 32 yards vs Temple (12/6)...Pulled down a 14-yard pass at UCF (10/18).

High School: Three-year letterman at Belle Chasse High where he played running back, wide receiver and corner back for coach Bob Becnel...Rated a two-star recruit by Rivals.com, Scout.com and 247Sports.com...Received a 76 rating and listed as the No. 187 athlete nationally by 247Sports.com...Helped lead the Cardinals to a combined 18-15 overall record with two trips to the state playoffs...Named first-team All-District 9-4A in each of his final two prep seasons...As a senior, named first-team all-state and all-metro after hauling in 55 passes for 1,029 yards and 15 touchdowns while running for 716 yards and 14 scores...Ran 36 times for 358 yards and seven touchdowns while catching 42 passes for 482 yards and six scores as a junior...Also lettered twice in track and field.

Personal: Born in Gretna, La...Majoring in Health & Wellness...Chose Tulane over Louisiana Tech, Northwestern, Southern Miss and ULM...His brother plays defensive end at Langston University in Oklahoma.

Encalade's Career Highs

Receptions.....	7, 2x, last at Wake UMass, 10/1/16
Yards.....	125 at UMass, 10/1/16
Long.....	38 at UMass, 10/1/16
Touchdowns.....	3 vs UL Lafayette, 9/24/16
Carries.....	2, 2x, last at UCF, 11/5/16
Yards.....	23, 2x, last at UCF, 11/5/16
Long.....	16 at UCF, 11/5/16
Long.....	46 at Wake Forest, 9/1/16
Touchdowns.....	4 vs UL Lafayette, 9/24/16

Encalade's Career Offensive Statistics

Year	GP-GS	Rushing					Receiving				
		Att	Yds	Avg.	TD	Long	No.	Yds	Avg.	TD	Long
2014	12-6	0	0	0.0	0	0	20	235	11.8	0	35
2015	2-2	0	0	0.0	0	0	4	43	10.8	0	20
2016	12-12	5	41	8.2	0	16	36	500	13.9	6	38
Career	26-20	5	41	8.0	0	16	60	778	13.0	6	38



ROCKY FERONY • 34

WR • 6-3 • 185 • RS-Fr.
Cedar Park, Texas
Cedar Park HS

2016: Did not play as a true freshman and redshirted the season.

High School: Two-year letterwinner at Cedar Park High School for coach Carl Abseck...played wide receiver...hauled in three touchdowns and 400 yards receiving to help the Timberwolves claim 5A State Championship honors...was also a part of the Cedar Park squad that won a state title in 2012 in addition to playing for the state championship in 2014...also lettered three times in track and field, competing in the 4 x 100 meter and 4 x 200 meter relays.

Personal: The son of Donna and Michael Ferony...Has four brothers and two sisters...Majoring in Public Health.



JARROD FRANKLIN • 6

S • 6-0 • 205 • RS-Sr. • 3L
Baton Rouge, La.
University Lab

Career Notes: Three-year letterman...Played in 37 games with 26 starts...Totaled 177 tackles (115 solo, 62 assists) with 8.0 tackles for loss of 41 yards... Boasts 3.5 sacks for a loss of 30 yards...Tallied two forced fumbles, two fumble recoveries, four pass break-ups and two interceptions.

2016: Started all 12 games...Second on the team in total tackles with 79 (45 solo, 34 assists)... Earned a career high 11 tackles vs SMU on Oct. 29 - Marked his lone double-digit tackle game of the season...Notched one sack for a loss of five yards at Houston on Nov. 12...Co-led the team with seven tackles at UCF on Nov. 5...Garnered two takeaways at UMass on Oct. 1, earning his lone interception and fumble recovery of the season...Tallied his lone forced fumble of the season vs Navy on Sept. 17...Recorded his first career punt block vs Southern on Sept. 10, resulting in a three-play touchdown drive on the ensuing series...Logged his lone pass break-up, along with five tackles, vs Memphis on Oct. 14.

2015: Started all 12 games as a redshirt-sophomore... Totaled 74 tackles (55 solo, 19 assists) with 5.0 tackles for loss, 1.5 sacks, one fumble recovery and three pass break-ups...Tied for first on the team in fumble recoveries...tied for second on the team in total tackles...Second on the team in solo stops...notched a career-best 10 tackles (8 solo, 2 assists) to go along with his first-career fumble recovery vs Duke (9/3)...Posted nine solo tackles and one pass break-up at Memphis (10/31)...Paced the team in tackles with eight (5 solo, 3 assists) with a half sack and a pass break-up vs Tulsa (11/27)...tied for the team-lead in tackles at Georgia Tech (9/12) with seven (all solo), while recording a sack for an eight yard loss and 2.0 tackles for loss for a total of 11 yards...Totaled seven tackles (5 solo, 2 assists) with 0.5 tackles for loss and a pass break-up at Army (11/14)...Had six tackles twice: 5 solo, 1 assist vs Houston (10/16) and 5 solo, 1 assist at Navy (10/24)...Tallied five total tackles (3 solo, 2 assists) with 1.5 tackles for loss at Temple (10/10)...Posted five tackles (4 solo, 1 assist) at SMU (11/21)...Notched five assisted stops, including 0.5 tackles for loss, vs UConn (11/7)...Recorded three solo stops vs Maine (9/19) and three solo stops vs UCF (10/3).

2014: Did not play as a sophomore and redshirted the season.

2013: Played in all 13 games with two starts at nickelback as a true freshman...Ranked tied for fourth on the team in interceptions (1), tied for fifth in forced fumbles (1) and tied for 10th in sacks (1.0) while posting 24 tackles (15 solo, 9 assists) with 1.5 tackles for loss and returning one kickoff for 22 yards...Had a season-high seven tackles (4 solo, 3 assists) with a sack vs UTEP (11/23)...Posted four tackles twice: 2 solo, 2 assists with a half tackle for loss and an interception vs Jackson State (8/29) and 2 solo, 2 assists with a forced fumble at ULM (9/28)... Lone kickoff return came at UTSA.

High School: Two-year letterman at University Lab for coaches John Shoptau and Chad Mahaffey...Rated a two-star recruit by ESPN.com, Rivals.com and Scout.com...Received a 79 rating, listed as the No. 77 recruit in the state and the No. 128 safety in the nation by 247Sports.com...Also rated the No. 172 safety in the country by Scout.com...Helped lead the Cubs to a combined 25-3 overall record, a pair of trips to the state playoffs and consecutive District 7-2A championships with unblemished 5-0 marks each year...As a senior, earned first-team all-state, all-metro and all-district honors after posting 113 tackles, three interceptions and nine pass break-ups...Also lettered three years in track and field in hurdles...Off the field, was a member of the Food Bank Support Group and served as the Clothes Drive coordinator.

Personal: Born in Jackson, Miss...Has two brothers, grandfather, played football at Southern while cousin played football at Virginia...Majoring in Business Management.

Franklin's Career Highs

Tackles.....	11 vs SMU, 10/29/16
Sacks.....	1.0, 3x, last at Houston, 11/12/16
Yards Lost.....	8 at Georgia Tech, 9/12/15
Tackles for Loss.....	2.0 at Georgia Tech, 9/12/15
Yards Lost.....	11 at Georgia Tech, 9/12/15
Forced Fumbles.....	1, 2x, last vs Navy, 9/17/16
Fumble Recoveries.....	1, 2x, last at UMass, 10/1/16
Interceptions.....	1, 2x, last at UMass, 10/1/16
PBU's.....	1, 4x, last vs Memphis, 10/14/16
Blocked Kick.....	1, 2x, last at UConn, 11/26/16

Franklin's Career Defensive Statistics

Year	GP/GS	UT/AT/TT	TFL-Yd	Sks-Yd	FF	FR	PBU	Int/Yd	Bk
2013	13/2	15/9/24	1.5-8	1.0-7	1	0	1	1	0
2015	12/12	55/19/74	5.0-28	1.5-18	0	1	3	0	0
2016	12-12	45-34-79	1.5-5	1.0-5	1	1	2	1	2
Career	37-26	115-62-177	8.0-41	3.5-30	2	2	6	2	2



DEVIN GLENN • 7

WR • 5-7 • 160 • Jr. • 2L
New Orleans, La.
Warren Easton HS

Career Note: Two-year letterman...Played in 18 career games...Rushed six times for 27 yards (4.5 avg), with a long of 14...Notched five receptions for 37 yards (7.4 avg), including a long of 17...Returned 21 kickoffs for 388 yards, averaging 18.5 yards per return, including a long of 36... Boasts five tackles.

2016: Caught three passes for 32 yards (10.7 avg), including a long of 17 yards...Rushed twice for nine yards...Returned 11 kickoffs for 191 yards (17.4 avg), including a long of 31...Played in all but the Houston game on Nov. 12...Recorded one catch for seven yards vs Temple on Nov. 19, to go along with his three kickoff returns that totaled 39 yards, including a long of 17 yards...Returned three kickoffs for 62 total yards at Tulsa on Oct. 22, including a long of 24 yards...Returned two kickoffs for 43 total yards at UMass on Oct. 1, including a long of 31 yards...Returned one kickoff for 10 yards vs UL Lafayette on Sept. 24...Returned two kickoffs vs Navy on Sept. 17, one for 21 yards and one for 16 yards.

2015: Played in seven games as a true freshman...Rushed four times for 18 yards (4.5 avg.) while hauling in two catches for five yards...Returned 10 kickoffs for 197 yards (19.7)...Second on the team in kickoff return average...Third on the team in total kickoff returns and kickoff return yardage...Returned three kicks for 91 yards while rushing once for 14 yards vs Tulsa (11/27)...Notched 48 yards on four kickoff returns at Temple (10/10)...Had two kickoff returns for 30 yards and one catch for five yards vs Houston (10/16)...Rushed once for one yard while notching three catches for 23 yards and one kickoff return for 28 yards at SMU (11/21)...Picked up three yards on two carries during his collegiate debut vs Maine (9/19).

High School: Four-year letterman at Warren Easton Fundamental High where he played running back, wide receiver and cornerback for coach Antonio Hulla...Tabbed a three-star recruit

THE VETERANS

by ESPN.com while garnering two-star status from Rivals.com, Scout.com and 247Sports.com... Listed as the No. 153 and No. 175 athlete nationally by ESPN.com and 247Sports.com, respectively...Named the No. 75 prospect in the state and earned a 71 Scout Grade from ESPN.com while claiming the No. 116 ranking in the state and a 76 rating from 247Sports.com...Helped lead the Eagles to a combined 31-19 overall record and four consecutive trips to the state play-offs, including a trip to the quarterfinals as a junior and a runner-up finish as a senior...Named first-team All-District 9-4A and all-metro as a senior after running for over 1,000 yards and scoring 14 touchdowns...Also pulled down 10 passes and added a score through the air...Selected to play in the Lake Pontchartrain All-Star Classic...Ran for 856 yards and 15 touchdowns to go with three receptions as a junior...As a sophomore, had 713 rushing yards and eight touchdowns... Also lettered four years in track and field and twice in baseball.

Personal: Born in New Orleans, La...Majoring in Homeland Security...Chose Tulane over Louisville and Northern Colorado.

Glenn's Career Highs

Carries.....	2 vs Maine, 9/9/15
Yards.....	14 vs Tulsa, 11/27/15
Long.....	14 vs Tulsa, 11/27/15
Receptions.....	2 at UCF, 11/5/16
Yards.....	25 at UCF, 11/5/16
Long.....	17 at UCF, 11/5/16
Kickoff Returns.....	4 at Temple, 10/10/15
Yards.....	91 vs Tulsa, 11/27/15
Long.....	36 vs Tulsa, 11/27/15

Glenn's Career Offensive Statistics

Year	GP-GS	Rushing					Receiving				
		Att	Yds	Avg.	TD	Long	No.	Yds	Avg.	TD	Long
2015	7-0	4	18	4.5	0	14	2	5	2.5	0	5
2016	11-0	2	9	4.5	0	6	3	32	10.7	0	17
Career	18-0	6	27	4.5	0	14	5	37	7.4	0	17

Glenn's Career Return Statistics

Years	GP-GS	Punt Returns					Kickoff Returns				
		PR	Yds	Avg.	TD	Long	KOR	Yds	Avg.	TD	Long
2015	7-0	0	0	0.0	0	0	10	197	31.4	0	36
2016	11-0	0	0	0.0	0	0	11	191	17.4	0	31
Career	18-0	0	0	0.0	0	0	21	388	18.5	0	36



MERЕК GLOVER
PK • 6-0 • 195 • So.
Long Island, N.Y.
Friend's Academy HS

Career: Joined the team during the 2016 season.

2016: Did not appear in a game.

Personal: Major is undecided...Played in high school at Friend's Academy in Long Island, N.Y.



AARON GOLUB • 96
LS • 6-2 • 205 • Sr. • 2L
Newtown, Mass.
Newtown South HS

Career Notes: Two-year letterman...Played in two games at long snapper...Became the first

legally blind student-athlete to play in an NCAA football game against UCF (10/3).

2016: Appeared vs Southern on Sept. 10.

2015: Appeared in one game as a sophomore...Snapped for an extra point vs UCF (10/3), becoming the first legally blind student-athlete to play in an NCAA football game.

2014: Did not play as a true freshman...Off the field, was named to Tulane's 3.0 Club.

High School: Two-year letterman at Newtown South High for coach Ted Dalicandro...Rated a four-star recruit by RubioLongSnapping.com while garnered two-star status, a 70 player rating and being listed as the No. 18 long snapper in the nation by 247Sports.com...Attended several camps sponsored by long-snapping guru Chris Rubio and was tabbed "Top Performer" on three occasions...Received the Newtown South Courage Award as a junior.

Personal: Born in Newtown, Mass...Legally blind with no sight in his right eye and limited vision in his left...Majoring in Finance.



LAWRENCE GRAHAM • 35
LB • 5-10 • 235 • So. • 1L
Lauderhill, Fla.
American Heritage HS

2016: Played in 11 games...Recorded his first career and lone tackle of the season vs Southern on Sept. 10.

High School: Prepped at the American Heritage School for Coach Keith Hindsley and led the Stallions to consecutive state runner-up finishes, including a 10-3 overall record as a senior in 2015...Played on the varsity football team as a freshman and earned all-county and all-state honors during his high school career...Rated a two-star recruit by 247sports.com, Rivals.com and Scout.com... Posted one of the best Nike SPARQ ratings of any linebacker in the country at 117.12 after running a 4.73 laser-timed 40-yard dash, jumping nearly 40 inches and 42-foot powerball toss...Participated in the 2015 Nike Football Camp...Also lettered on the track & field team where he competed in the 4x100, as well as the shot put, discus and high jump.

Personal: Born in Jacksonville, Fla...One of four children...Majoring in Public Relations...Chose Tulane over Army, Georgia Southern, FAU and Middle Tennessee State.



REED GREEN • 82
WR • 6-1 • 190 • Jr. • 1L
Meridian, Miss.
West Lauderdale HS

2016: Made an appearance vs Southern on Sept. 10.

2015: Did not play as a true freshman.

High School: Three-year letterwinner at West Lauderdale High School where he played wide receiver for coach Stan McCain... Two-time Region 4-4A All-District Team member... As a senior, led the Knights in receptions with 31 for 603 yards and nine touchdowns while earning Team Offensive MVP honors...Earned All-District honors in soccer at striker as a junior while ranking second on the team in scoring in addition to earning the team's Rookie Award on their way to a second-round appearance in the state playoffs...Helped the track and field team advance to the state regional meet.

Personal: Dad played baseball at Vanderbilt and grandfather played baseball for Southern Miss and was drafted by the New York Yankees...Majoring in Legal Studies.



P.J. HALL • 16

DB • 5-11 • 190 • So. • 1L
Hoover, Ala.
Hoover HS

2016: Played in 11 games as a true freshman with two starts...Finished with eight total tackles...Notched his first career start vs SMU on Oct. 29 where he earned two tackles...Picked up his first two collegiate tackles at Tulsa on Oct. 22.

High School: Four-year letterman at Hoover High School where he played cornerback for coach Josh Niblett...Three-star rating from Rivals.com, ESPN.com, 247Sports.com, MaxPreps and Scout.com...Rated as the 147th-best prospect in the country by MaxPreps...Ranked as the sixth-best prospect in the state of Alabama by MaxPreps, the 23rd-best prospect in the state of Alabama by 247Sports.com and the 27th-best prospect in Alabama by ESPN.com...Tabbed as the third-best cornerback in the state of Alabama by Scout.com...Helped the Buccaneers to the league playoffs in each of his four seasons, winning three consecutive championships in his freshman through junior seasons...Tallied 91 tackles (73 solo, 18 assists), 12.0 tackles for loss, 10 interceptions, six forced fumbles, 21 pass break-ups over his career...As a senior, received Alabama All-State honors, District All-Region honors, and was named 7A Defensive Player of the Year...Lettered four years in track, appearing at the state level in the high jump & triple jump and winning state championships as a freshman, junior & senior...Off the field, received the Bob Finley Award as a senior, awarded to the brightest students of high character.

Personal: Majoring in Applied Computing...Chose Tulane over Memphis, Louisville, Cincinnati, Mississippi State, Minnesota, Arkansas State, UAB and Western Kentucky.

Hall's Career Highs

Tackles..... 3 vs Temple, 11/19/16

Hall's Career Defensive Statistics

Year	GP-GS	UT-AT-TT	TFL-Yd	Sks-Yd	FF	FR	PBU	Int	Bk
2016	11-0	5-3-8	0.0-0	0.0-0	0	0	0	0	0



SEAN HARPER • 12

DB • 6-1 • 205 • So. • 1L
Fayetteville, Ga.
Fayetteville County HS

2016: Made appearances in 10 games as a true freshman.

High School: Was a four-year letterman at safety and linebacker for Coach Mike Davis and helped his squad to state playoff appearances in 2014 and 2015...Was a first-team all-state, all-region, all-metro and all-county selection as a senior...Two-star recruit by 247sports.com... Also earned two letters in basketball...A member of the A/B Honor Roll.

Personal: Born in Atlanta, Ga...One of four children...Has a twin sister...Father played football at Arkansas, while his brother played football at Jacksonville and Troy...Majoring in Business Management...Chose Tulane over Buffalo, Georgia Southern, Georgia State, Miami (OH) and Troy.



WILL HARPER • 4

S • 6-0 • 195 • So. • 1L
Memphis, Tenn.
Sandy Creek HS

2016: Played in 12 games...Recorded 20 total tackles (13 solo, 7 assists)...Tallied a season high four tackles vs Southern on Sept. 10, then tied that mark vs Temple on Nov. 19...Also logged multi-tackle performances on Sept. 1 at Wake Forest (2), on Sept. 24 vs UL Lafayette (3), on Oct. 14 vs Memphis (2) and on Oct. 22 at Tulsa (2).

High School: Was a four-year letterman for Coach Chip Walker at Sandy Creek High School in Fayetteville, Ga... rated a three-star prospect by 247Sports.com and ESPN.com...played both strong safety and nickel and led his team to four state playoff appearances, including a state championship as a freshman and two state semifinal appearances as junior and sophomore... during his senior campaign, he totaled 63 tackles and six stops for lost yardage and helped his team to a 9-3 overall record...led a dominant defense that posted four shutouts and held 11 of 12 opponents to 17 points or fewer...named all-county and all-district...completed his career with 157 career tackles (122 solo), 2.0 sacks, a pair of interceptions and forced one fumble... also earned three letters in basketball...a member of the Future Business Leaders of America and Fellowship of Christian Athletes.

Personal: Born in Memphis, Tenn...One of three children...Majoring in Business...Chose Tulane over Syracuse, Navy, Cincinnati, Vanderbilt, Northwestern, Air Force, Western Kentucky, Eastern Michigan and Appalachian State.

Will Harper's Career Highs

Tackles.....4, 2x, last vs Temple, 11/19/16

Will Harper's Career Defensive Statistics

Year	GP-GS	UT-AT-TT	TFL-Yd	Sks-Yd	FF	FR	PBU	Int	Bk
2016	12-0	13-7-20	0.0-0	0.0-0	0	0	0	0	0



ZACHERY HARRIS • 40

LB • 6-0 • 225 • RS-Jr. • 2L
New Orleans, La.
Holy Cross HS

Career Notes: Two-year letterman...Played in 17 games with eight starts at linebacker...To-taled 63 tackles (36 solo, 27 assists) with 5.5 tackles for loss of 20 yards.

2016: Played in nine games, including seven starts...Finished with the fifth most tackles on the team at 45 (23 solo, 22 assists)...Recorded 4.0 tackles for loss of 10 yards...Led the team with a career high 10 tackles at Houston on Nov. 12, including one tackle for loss of three yards... Led the team for the second straight week, collecting nine tackles vs Temple on Nov. 19 - Also earned two tackles for a loss of three yards... Led the team with eight tackles at UMass on Oct. 1.

2015: Played in three games with one start before missing the remainder of the season and earning a redshirt...Started at Georgia Tech (9/6), posting three tackles (1 solo, 2 assists)... Recorded two solo stops vs Duke (9/3)...Had a then career-best seven stops (5 solo, 2 assists) vs Maine (9/19).

2014: Played in five games as a true freshman... Totaled six tackles (5 solo, 1 assist) with 1.5 tackles for loss... Posted first-career solo tackle vs Georgia Tech (9/6)...Recorded a half tackle for loss at Duke (9/20)... Totaled four solo stops with one tackle for loss at Rutgers (9/27)...Suffered a season-ending injury at Rutgers (9/27)...Off the field, was named to Tulane's 3.0 Club.

High School: Three-year letterman at Holy Cross High for coach Barry Wilson...Rated a three-star recruit by 247Sports.com while garnering two-star status from Rivals.com and Scout.com...

THE VETERANS

Received an 83 rating and listed as the No. 50 recruit in the state and No. 94 outside linebacker in the nation by 247Sports.com...Helped lead the Tigers to a combined 21-12 overall record with trips to the state playoffs his final two prep seasons and a District 10-4A title as a junior...Tallied 253 career tackles, including a career-high of 23 vs Brother Martin on Oct. 18, 2013...Named first-team all-state, first-team all-district and all-metro while claiming District Defensive Player of the Year as a senior after tallying 161 tackles, four tackles for loss, three sacks, two pass break-ups, one interception, one fumble recovery and a forced fumble.

Personal: Born in New Orleans, La...Has two brothers and two sisters...Majoring in Marketing...Chose Tulane over Louisiana Tech and North Texas.

Harris' Career Highs

Tackles.....	10 at Houston, 11/12/16
Tackles for Loss.....	2.0, 2x, last vs Temple, 11/19/16
Yards Lost.....	11 at Georgia Tech, 9/12/15
Sacks.....	1.0 at Georgia Tech, 9/12/15
Yards Lost.....	11 at Georgia Tech, 9/12/15

Harris' Career Defensive Statistics

Year	GP-GS	UT-AT-TT	TFL-Yd	Sks-Yd	FF	FR	PBU	Int	Bk
2014	5-0	5-1-6	1.5-10	0.0-0	0	0	0	0	0
2015	3-1	8-4-12	0.0-0	0.0-0	0	0	0	0	0
2016	9-7	23-22-45	4.0-10	0.0-0	0	0	0	0	0
Career	17-8	36-27-63	5.5-20	0.0-0	0	0	0	0	0



RANDY HARVEY • 45

K • 6-0 • 205 • Jr. • 1L
Destrehan, La.
Destrehan HS

2016: Played in five games...Successfully converted a PAT vs Southern on Sept. 10...Recorded five kickoffs totaling 235 yards, averaging 47.0 yards per kick...Tallied a career high four kickoffs at UConn on Nov. 26, where he averaged 50.0 yards per kick.

2015: Did not play as a true freshman.

High School: Three-year letterman at Destrehan High School where he kicked for head coach Stephen Robichaux...Helped lead his team to a District 7-5A title and to the LHSAA 5A state title game during his senior season, where he was an All-State Academic Composite Team member in addition to winning the 2014 Louisiana State Wendy's High School Heisman...Kicked a career-long 53-yard field goal...was named the Times-Picayune Fan Awards "Best PlaceKicker" in the state of Louisiana...Named a WGN0 Scholar Athlete of the Week...Was a WWL A+ Athlete Award winner...Named the 2014 Great American Rivalry Series Scholar Athlete of the Year...also lettered three years in baseball, helping lead the team to the 2014 District Championship where he hit .429 to lead the team...Was a two-time letterwinner in soccer as a midfielder, leading his team to the 2014 and 2015 District Championships while earning First Team All-District honors in 2013 and 2014...Also lettered once in track, running the 400 meters and the 4 x 400 meter relay, leading his team to a 2015 Regional Championship.

Personal: Has one sister...Majoring in Political Science.



ANDREW HICKS • 80

WR • 6-3 • 230 • Jr. • 1L
Belle Chasse, La.
Belle Chasse HS

2016: Did not make an appearance in his sophomore season.

2015: Played in 11 games with one start as a true freshman wide receiver...Caught two passes for 52

yards (26.0 avg.) and one touchdown...Posted his first-career reception vs UCF (10/3) for 18 yards...Hauled in a 34-yard touchdown grab vs Tulsa (11/27)...Made his first-career start at Navy (10/24).

High School: Four-year letterman at Belle Chasse High where he played quarterback, wide receiver and free safety for coaches Bob Becnel, Clint Harrison and Stephen Meyers...Rated a three-star recruit, listed as the No. 137 athlete nationally and No. 94 recruit in the state and earned an 81 rating by 247Sports.com...Helped lead the Cardinals to a combined 22-22 overall record with three appearances in the state playoffs, including a trip to the second round as a junior...Named honorable-mention all-state and first-team all-district as a senior after running for 1,372 yards and 19 touchdowns on 154 carries while tallying 1500 yards through the air...Ran for a career-high 303 yards and three touchdowns vs Carver on Sept. 12, 2014...Invited to participate in the Lake Pontchartrain All-Star Game where he ran for 155 yards and three scores while leading Jefferson Parish to a 29-18 win over Orleans Parish...Also lettered four years in track and field and three years in basketball...Off the field, was a member of the Fellowship of Christian Athletes.

Personal: Born in New Orleans...Majoring in Public Relations...Cousin, Chris Henry, played college football at West Virginia and professionally with the Cincinnati Bengals...Chose Tulane over Southern Miss.

Hicks' Career Highs

Receptions.....	1, 2x, last vs Tulsa, 11/27/15
Yards.....	34 vs Tulsa, 11/27/15
Long.....	34 vs Tulsa, 11/27/15
Touchdowns.....	1 vs Tulsa, 11/27/15

Hicks' Career Offensive Statistics

Year	GP-GS	Rushing					Receiving				
		Att	Yds	Avg.	TD	Long	No.	Yds	Avg.	TD	Long
2015	11-1	0	0	0.0	0	0	2	52	26.0	1	34



DONTRELL HILLIARD • 26

RB • 6-0 • 205 • Sr. • 2L
Baton Rouge, La.
Scotlandville HS

Career Notes: Three-year letterman...Played in 35 games with 21 starts at running back...Rushed 347 times for 1,857 yards (5.4 avg) and 18 touchdowns...Caught 62 passes for 625 yards (10.1 avg) and two touchdowns...Also returned 18 kickoffs for 278 yards (15.4 avg) and seven punt returns for 25 yards (3.6 avg).

2016: Started in all 11 games played...Led the team in both rushing yards (759) and rushing touchdowns (9)...Averaged 69.0 rushing yards per game...Produced a season long run of 67 yards...Rushed for 100+ yards three times, including back-to-back weeks at Tulsa on Oct. 22 and vs SMU on Oct. 29 - Marked the first time a Tulane player achieved 100+ yard rushing games in consecutive weeks since Orleans Darkwa in the 2013 season...Carried the ball 12 times for two touchdowns and a career high 124 yards at Tulsa, then followed that up with 13 carries for 111 yards with one score vs SMU...First 100+ yard rushing game came vs Southern on Sept. 10 when he netted 103 yards on 10 carries...Recorded two multi-rushing touchdowns on the year, including a career best three-touchdown day vs Southern on...Carried the ball a season high 22 times for 99 yards at UMass on Oct. 1...Ranked fourth on the team in receiving with 114 yards on nine receptions, good for an average of 12.7...Leads all Tulane returners in scoring, totaling 54 points.

2015: Played in all 12 games with two starts as a sophomore...Rushed 115 times for 646 yards (5.6 avg.) and six touchdowns in addition to catching 23 passes for 267 yards (11.6 avg.) and one score...Recorded 913 all-purpose yards (76.1 avg.)...Led the team in rushing attempts, rushing yardage, rushing touchdowns, all-purpose yards and all-purpose yards per game...Second on the team in total points (42)...Fourth on the team in receptions and receiving yards...paced the Green Wave in rushing with 117 yards and two touch-downs on eight carries vs Maine (9/19)...Had an 85-yard touchdown run vs Maine (9/19), tying for the ninth-longest run in school history...Led the Green Wave at Army (11/14) with 91 yards on 14 carries (6.5 avg.)...Posted 97 yards rushing and two touchdown runs of three yards and 43 yards at Memphis (10/31)...Notched a team-high 84 yards on 10 carries (8.4 avg.) with two receptions for 27 yards at SMU (11/21)...Led Tulane with 51 yards on nine carries (5.7 avg.) and one score at Navy (10/24) in addition to catching three passes for 24 yards...Scored Tulane's lone touchdown vs Houston

THE VETERANS

(10/16) while collecting 53 yards on 11 carries to lead the squad...Had 47 yards on a team-high 11 carries (4.3 avg.) vs Tulsa (11/27) while also catching three passes for 83 yards and a touchdown...Posted 20 yards on nine carries while catching one pass for 12 yards at Georgia Tech (9/12)...Tallied 18 yards on seven carries while catching one pass for two yards vs UCF (10/3)...also ran for 18 yards at Temple (10/10) on four carries (4.5 avg.) in addition to catching one pass for four yards...Paced the Green Wave with 35 rushing yards on eight carries (4.4 avg.) vs UConn (11/7)...Ran for 19 yards on five carries (3.8 avg.) vs Duke (9/3).

2014: Played in 12 games with a pair of starts as a true freshman...Rushed 97 times for 452 yards (4.7 avg.) and three scores while hauling in 30 passes for 244 yards (8.1 avg.) for a touchdown on offense in addition to returning 17 kickoffs for 260 yards (15.3 avg.)...Also logged two tackles (1 solo, 1 assist)...Paced the squad with an average of 79.7 all-purpose yards per game...Ranked third on the team in carries (97), yards rushed (452) and yards rushing per game (37.7 avg.) while also ranking third in receptions (30)...Had season highs of 192 all-purpose yards and 107 receiving yards while scoring a pair of touchdowns (1 rushing, 1 receiving), running 25 times for 85 yards and catching five passes at Houston (11/8), earning American Athletic Conference Player of the Week Honorable Mention and College Sports Madness AAC Offensive Player of the Week honors...Ran for a season-high 123 yards on 11 carries and hauled in two passes for eight yards vs Cincinnati (10/31)...Logged 15 carries for 65 yards and a touchdown and pulled down a season-best six passes (for 12 yards) vs Memphis on Nov. 15...Hauled in six receptions for a season-best 40 yards while running for five times at East Carolina (11/22)...Added 30 yards and a touchdown on six carries at Duke (9/20)...Pulled in three passes for 31 yards while running eight times for 25 yards vs Georgia Tech (9/6)...Ran four times for 43 yards and recorded four receptions for 31 yards vs Temple (12/6).

High School: Four-year letterman at Scotlandville High for coaches Eric Randal and Richard Oliver...Rated a three-star recruit by 247Sports.com while garnering two-star status from Rivals.com and Scout.com...Received an 84 rating, listed as the No. 43 recruit in the state and ranked the No. 111 athlete in the nation by 247Sports.com...Helped lead the Hornets to a combined 26-13 overall record with three trips to the state playoffs...Claimed all-district honors all four years as a prepster, including first-team distinction as a sophomore, junior and senior...Named first-team all-metro his final two seasons and claimed honorable-mention recognition as a sophomore...Claimed honorable-mention all-state as a senior after running for 978 yards and 16 touchdowns...Added 1,096 rushing yards and 19 scores as a junior...Off the field, was a member of the A/B Honor Roll.

Personal: Born in Baton Rouge, La...Has one brother and two sisters...Majoring in Digital Design.

Hilliard's Career Highs

Carries.....	25 at Houston, 11/8/14
Yards.....	124 at Tulsa, 10/22/16
Long.....	85 vs Maine, 9/19/15
Rushing Touchdowns.....	3 vs Southern, 9/10/16
Receptions.....	6, 2x, last at East Carolina, 11/22/14
Yards.....	107 at Houston, 11/8/14
Long.....	66 vs Tulsa, 11/27/15
Receiving Touchdowns.....	1, 2x, last vs Tulsa, 11/27/15
Kick Returns.....	5 at Duke, 9/20/14
Yards.....	71 at Rutgers, 9/27/14
Long.....	28 vs Georgia Tech, 9/6/14

Hilliard's Career Offensive Statistics

Year	GP-GS	Rushing					Receiving				
		Att	Yds	Avg.	TD	Long	No.	Yds	Avg.	TD	Long
2014	12-2	97	452	4.7	3	45	30	244	8.1	1	63
2015	12-2	115	646	5.6	6	85	23	267	11.6	1	66
2016	11-11	135	759	5.6	9	67	9	114	12.7	0	33
Career	35-15	347	1,857	5.4	18	85	62	625	10.1	2	66

Hilliard's Career Return Statistics

Years	GP-GS	Punt Returns					Kickoff Returns				
		PR	Yds	Avg.	TD	Long	KOR	Yds	Avg.	TD	Long
2014	12-2	0	0	0.0	0	0	17	260	15.3	0	28
2015	12-2	0	0	0.0	0	0	0	0	0.0	0	0
2016	11-11	7	25	3.6	0	10	1	18	18.0	0	18
Career	24-2	7	25	3.6	0	10	18	278	15.4	0	28



P.J. HURST • 10
QB • 6-2 • 175 • So.
Pacific Palisades, Calif.
Palisades Charter HS

2016: Did not make an appearance as a true freshman.

High School: Three-year letterman at Palisades Charter High School for coach Tim Hyde... Played quarterback...Threw for 2,065 yards and 21 touchdowns while rushing for nine scores and 707 yards as a senior...Helped the Dolphins capture the Western League title as a senior, the first for the school since 1987...Named First Team All-Western League as a senior in addition to being named the Western League Offensive MVP in 2014...Also lettered one year in volleyball.

Personal: Has one brother, and one sister...Majoring in Business.



LUKE JACKSON • 44
DE • 6-3 • 245 • RS-Sr. • 2L
LaPlace, La.
St. Charles Catholic HS

Career: Played in 24 games...Totaled 23 tackles (16 solo, 7 assists) with 6.0 tackles for loss of 18 yards...Also boasts one PBU and 1.0 sack that resulted in a loss of three yards.

2016: Played in all 12 games...Compiled 20 total tackles (14 solo, 6 assists)...Recorded 5.0 tackles for loss of 15 yards...Achieved one sack for a loss of three yards...Logged one pass break-up...Recorded a career best four tackles at Tulsa on Oct. 22, including two for a loss of five yards - Also earned his first career sack that resulted in a loss of three yards...Tied the high tackle mark of four vs Temple on Nov. 19...Notched three tackles, including 1.5 tackles for loss of eight yards, at UCF on Nov. 5.

2015: Played in all 12 games as a redshirt-sophomore... Totaled three tackles (2 solo, 1 assist) with a tackle for loss...Made his collegiate-debut vs Duke (9/3)...notched two tackles (1 solo, 1 assist) at Georgia Tech (9/12)...Posted a solo stop vs Maine (9/19).

2014: Did not play as a redshirt-freshman.

2013: Did not play as a true freshman and redshirted the season.

High School: Four-year letterman at St. Charles Catholic high for coach Frank Monica... Rated a two-star recruit by ESPN.com, Rivals.com, Scout.com and 247Sports.com...Named No. 133 defensive end in the nation by ESPN.com and the No. 156 outside linebacker in the country by 247Sports.com...Received a 64 Scout Grade and listed as the No. 62 recruit in the state by ESPN.com while claiming a 78 rating and listing as the No. 85 prospect in the state by 247Sports.com...Helped lead the Comets to a combined 48-7 overall record, a 21-2 mark in District 9-2A play, back-to-back district titles with a perfect 5-0 league record his final two prep seasons and a state title as a junior...As a senior, named first-team all-state, all-metro and all-district while claiming River Parish and L'Observateur Defensive Player of the Year honors after posting 68 tackles, 13 sacks, two blocked punts, a fumble recovery and a safety...Also lettered four times in swimming, where he was named all-state and all-district each year and set a state record in the Division III 200 medley relay, and once in track and field.

Personal: Has one brother and one sister...Uncle played football at Tulane from 1980-83...Majoring in Finance.

Luke Jackson's Career Highs

Tackles.....	4, 2x, last vs Temple, 11/19/16
Tackles For Loss.....	2.0 at Tulsa, 10/22/16
Yards Lost.....	8 at UCF, 11/5/16
Sacks.....	1.0 at Tulsa, 10/22/16

THE VETERANS

Yards Lost.....3 at Tulsa, 10/22/16
 Break-ups.....1 at UConn, 11/26/16

Luke Jackson's Career Defensive Statistics

Year	GP-GS	UT-AT-TT	TFL-Yd	Sks-Yd	FF	FR	PBU	Int	Bk
2015	12-0	2-1-3	1.0-3	0.0-0	0	0	0	0	0
2016	12-0	14-6-20	5.0-15	1.0-3	0	0	1	0	0
Career	24-0	16-7-23	6.0-18	1.0-3	0	0	1	0	0



TRE JACKSON • 11
DB • 5-9 • 185 • So. • 1L
Baton Rouge, La.
University Lab HS

2016: Made his Green Wave debut vs UL Lafayette on Sept. 24...Also made an appearance at UMass on Oct. 1.

High School: Prepped at Baton Rouge's (LA) University Laboratory School as a wide receiver/cornerback for Coach Chad Mahaffey...Rated by ESPN.com as a four-star recruit, the 20th top athlete in the country and the 22nd overall prospect in the state of Louisiana, while Scout.com ranked him as the No. 3 athlete in the state...Rated as a three-star prospect by 247Sports.com, Rivals.com, Scout.com and the 37th overall prospect in the state by 247Sports.com...An all-state and all-district performer...Led his squad to a 10-2 overall record and a state semifinal finish as a senior and to a state title as a junior...As a Class 3A first-team All-State selection in 2014 at University High, which went 15-0 and won the Division II state championship with a 46-32 victory against Parkview Baptist in the Mercedes-Benz Superdome...It was the Cubs' first state title since 1988...As a two-way starter, Jackson caught 45 passes for 876 yards and nine touchdowns and also averaged 35.6 yards on kickoff returns and 16.9 yards on punt returns with a score.

Personal: One of two children...Father was a consensus All-American receiver at Florida and played two seasons with the Chicago Bears...Chose Tulane over TCU, Florida, Oklahoma, South Carolina, West Virginia, Kansas State, Mississippi State, North Carolina, Fresno State, Louisiana Tech, North Texas and ULM.



CHRIS JOHNSON • 9
WR • 6-1 • 195 • So. • 1L
Baton Rouge, La.
Scotlandville Magnet HS

2016: Played in nine games with three starts...Caught his first career and lone reception of the season at UMass on Oct. 1, reeling in an 18-yard pass.

High School: Four-year letterman at Scotlandville Magnet High School where he played wide receiver for coach Robert Valdez...Rated as the 16th-best prospect in the state of Louisiana by MaxPreps...Helped lead the Hornets to the LHSAA 5A State Quarterfinals as a senior with a 10-2 overall record where he hauled in 36 catches for 672 yards (18.7 avg.) and eight touchdowns while adding five two-point conversions and two kickoff returns for touchdowns...Named a first-team all-district selection as a senior...Also lettered one year in track and field as a sprinter...Off the field, was a member of the A-B Honor Roll.

Personal: Majoring in Sociology...Has one older brother and one older sister...Chose Tulane over Louisiana Tech, Southern, Howard and McNeese State.



DEVON JOHNSON • 74
OL • 6-5 • 305 • RS-Jr. • 2L
Amite, La.
Amite HS

Career Notes: Two-year letterman...Played in 12 games on the offensive line.

2016: Made an appearance vs Southern on Sept. 10 - Helped the Wave rush for 437 yards which marked the most since 1973 and third most in school history.

2015: Played in 11 games as a redshirt-freshman...Saw most of his time the PAT/Field Goal units...Made his collegiate-debut vs Duke (9/3).

2014: Did not play as a true freshman and redshirted the season.

High School: Three-year letterman at Amite High for coach Alden Foster...Rated a two-star recruit by Rivals.com, Scout.com and 247Sports.com...Received a 79 rating, listed as the No. 83 recruit in state and ranked the No. 130 offensive tackle in the nation by 247Sports.com...Helped lead the Warriors to a combined 26-11 overall record with two trips to the state playoffs and a District 8-3A title as a sophomore...Claimed first-team all-district honors all three prep seasons...Named first-team all-state and first-team Family Insurance All-USA Louisiana by USA Today as a senior...Tabbed honorable-mention all-state as a sophomore.

Personal: Born in Hammond, La...Has three brothers...Majoring in Health & Wellness.



TYLER JOHNSON • 50
OL • 6-3 • 280 • So. • 1L
Stone Mountain, Ga.
Stephenson HS

2016: Played in five games...Started in four of the last five games of the season.

High School: Two-year letterman at Stephenson High School where he played offensive tackle, defensive end and defensive tackle for coach Ron Gartrell...rated as the 51st-best prospect out of the state of Georgia by MaxPreps...helped lead the Jaguars to an 9-2 record as a senior as well as an appearance in the second round of the state playoffs where he earned all-region and all-district honors...recorded four pancake blocks as a senior...also lettered one year in basketball at small forward for the Jaguars...off the field, was a member of the science club.

Personal: Has two older brothers and one older sister...Majoring in Business...Chose Tulane over Kansas State, Colorado State, USF, Georgia Southern, Georgia State, Kent State and Charlotte.



CHARLES JONES II • 84
TE • 6-4 • 255 • Sr. • 3L
New Orleans, La.
St. Augustine HS

Career Notes: Three-year letterman...Played in 28 games with 12 starts at tight end...Boasts 38 receptions for 323 yards (8.5 avg.) with six touchdowns.

2016: Played in four games, including a start in the season opener at Wake Forest on Sept. 1.

2015: Played in all 12 games with five starts as a sophomore...Caught 17 passes for 131 yards (7.7 avg.) and three touchdowns...Tied for second on the team in touchdown receptions...Sixth on the team in receptions and receiving yards...Tallied four catches for 34 yards and a touchdown at Navy (10/24)...Notched two receptions for 28 yards and one touchdown vs Tulsa

(11/27)... Totaled two receptions for 11 yards vs Duke (9/3)... Posted two catches for two yards at Temple (10/10)... Recorded two receptions for 17 yards at Memphis (10/31)... Caught two passes for seven yards and one touchdown at SMU (11/21)... Posted one catch three times: for 12 yards at Georgia Tech (9/12), for 14 yards vs Maine (9/19) and for six yards vs Houston (10/16).

2014: Played in 12 games with six starts as a true freshman... Earned honorable mention Freshman All-American recognition from College Sports Madness... Totaled 21 receptions with 192 yards (9.1 avg.) with three scores... Three touchdown grabs are tied for the third most by a tight end in Tulane single-season history and tied for fifth by the position in the career record-book... Tallied season highs with three receptions three times: for a season-best 41 yards at UCF (10/18), for 31 yards at Houston (11/8) and for 12 yards vs Temple (12/6)... Tied two catches on five occasions: for 23 yards and a touchdown at Tulsa (8/28), for 15 yards vs Georgia Tech (9/6), for seven yards at Rutgers (9/27), for 25 yards and a score vs Cincinnati (10/31) and for 27 yards at East Carolina (11/22)... Also had two single-reception games: for a seven-yard touchdown vs UConn (10/11) and for four yards vs Memphis (11/15).

High School: Three-year letterman at St. Augustine High... Rated a two-star recruit by Rivals.com and ESPN.com... Received a 67 Scout Grade, ranked the No. 55 tight end nationally and listed as the No. 67 recruit in the state by ESPN... Helped lead the Purple Knights to a combined 26-10 overall record with three trips to the state playoffs, a District 10-4A title as a sophomore and a District 9-5A championship as a senior... Hauled in 37 passes for 602 yards and seven touchdowns in final prep season... Also lettered twice in basketball... Off the field, was a member of the Technology Student Association.

Personal: Cousin played in the NFL for the Houston Texans and Baltimore Ravens... Cousin play collegiately at LSU and in the NFL for the Kansas City Chiefs... Majoring in Marketing... Chose Tulane over Northern Colorado.

Jones' Career Highs

Receptions.....	4 at Navy, 10/24/15
Yards.....	41 at UCF, 10/18/14
Long.....	31 at UCF, 10/18/14
Touchdowns.....	1, 6x, last vs Tulsa, 11/27/15

Jones' Career Offensive Statistics

Year	GP-GS	Rushing				Receiving					
		Att	Yds	Avg.	TD	Long	No.	Yds	Avg.	TD	Long
2014	12-6	0	0	0.0	0	0	21	192	9.1	3	31
2015	12-5	0	0	0.0	0	0	17	131	7.7	3	28
2016	4-1	0	0	0.0	0	0	0	0	0.0	0	0
Career	28-12	0	0	0.0	0	0	38	323	8.5	6	31



ROBERT KENNEDY • 90
DE • 6-1 • 270 • RS-Jr. • 2L
Belle Chasse, La.
Belle Chasse HS

Career Notes: Two-year letterman... Played in 22 games with seven starts at defensive end... Logged 33 tackles (19 solo, 14 assists) with 3.0 tackles for loss of nine yards... Recorded 1.0 sack for a loss of six yards... Tallied one forced fumble and one fumble recovery.

2016: Played in 10 games, including seven starts... Finished with 27 total tackles (15 solo, 12 assists)... Earned 2.0 tackles for loss of three yards... Recorded a career day at Tulsa on Oct. 22 with his first double-digit tackling performance (10) - Also gathered his first career fumble recovery... Earned his first career forced fumble at UCF on Nov. 5, which set up Tulane's lone touchdown drive of the game... Made his first collegiate start at Wake Forest on Sept. 1.

2015: Played in all 12 games as a redshirt-freshman... Totaled six tackles (4 solo, 2 assists) with 1.0 tackle for loss and 1.0 sack... Notched his first-career sack for an eight yard loss vs UCF (10/3)... Tallied one solo stop and one assisted tackle at SMU (11/21)... Made his collegiate-debut vs Duke (9/3), recording one solo stop.

2014: Did not play as a true freshman and redshirted the season.

High School: Three-year letterman at Belle Chasse High where he played fullback and line-backer for coach Bob Becnel... Rated a two-star recruit by Rivals.com and Scout.com... Helped lead the Cardinals to a combined 18-15 overall record with two trips to the state playoffs... Named second-team All-District 9-4A in each of his final two prep seasons... As a senior, claimed honorable-mention all-state recognition after tallying 82 tackles, eight sacks, two forced fumbles and a pair of fumble recoveries on defense while scoring two touchdowns on offense... Finished with 55 tackles and seven sacks as a junior... also lettered three years in wrestling, where he finished third in the state as a junior at the 200-pound classification and is currently the top-ranked heavyweight in Louisiana, and three years in track and field, where he was state champion in the discus, fourth in the shot put and seventh in the 200 meters as a junior.

Personal: Born in New Orleans, La... Has one brother... Majoring in Health & Wellness... Chose Tulane over Louisiana-Lafayette, Louisiana Tech, South Alabama, Southern Miss and ULM.

Kennedy's Career Highs

Tackles.....	10 at Tulsa, 10/22/16
Tackles for Loss.....	1.0, 2x, last at Houston, 11/12/16
Yards Lost.....	6 vs UCF, 10/3/15
Sacks.....	1.0 vs UCF, 10/3/15
Yards Lost.....	6 vs UCF, 10/3/15
Forced Fumbles.....	1 at UCF, 11/5/16
Fumble Recoveries.....	1 at Tulsa, 10/22/16

Kennedy's Career Defensive Statistics

Year	GP-GS	UT-AT-TT	TFL-Yd	Sks-Yd	FF	FR	PBU	Int	Bk
2015	12-0	4-2-6	1.0-6	1.0-6	0	0	0	0	0
2016	10-7	15-12-27	2.0-3	0.0-0	1	1	0	0	0
Career	22-7	19-14-33	3.0-9	1.0-6	1	1	0	0	0



THAKARIUS KEYES • 37
DB • 6-1 • 190 • So. • 1L
Laurel, Miss.
Laurel HS

2016: Played in seven games... Recorded eight total tackles (6 solo, 2 assists)... Tallied a season best three-tackle performance at Tulsa on Oct. 22... Logged his first and lone pass break-up at Houston on Nov. 12.

High School: A two-year letterman for Coach Todd Breland... Helped his high school to a pair of state titles, one each in football and basketball, and a state runner-up finish in basketball as well... As a senior on the gridiron, Keyes led the Golden Tornados to a 10-4 overall record and to the state semifinals... Accounted for 81 tackles, five interceptions, including one return for a touchdown, and two blocked punts and was named to the all-state first team... Did not start playing football until his junior season of 2014... As a basketball standout, Keyes helped Laurel High School to a 27-5 overall record and a state title as a senior.

Personal: Nickname is BoPete... UNDL major.

THE VETERANS



JOHN LEGLUE • 72

OT • 6-7 • 310 • RS-Jr. • 2L
Alexandria, La.
Holy Savior Menard Central HS

Career Notes: Two-year letterman...Played in 24 games on the offensive line with 12 starts.

2016: Started in all 12 games...Spearheaded a rushing offense that ranked fourth in The American and 27th in the nation, averaging 228.1 yards per game...Also allowed the second fewest sacks against in the league with 21.

2015: Played in all 12 games with one start as a redshirt-freshman...Saw most of his time on special teams as the team's primary deep snapper...Snapped for 11 field goals, 70 punts and 27 PATs on the year...made his collegiate-debut vs Duke (9/3)...Made his first-career start at Memphis (10/31), playing right tackle...Saw significant time at left tackle at Georgia Tech (9/12).

2014: Did not play as a true freshman and redshirted the season...Off the field, was named to Tulane's 3.0 Club.

High School: Four-year letterman at Holy Savior Menard Central High where he played along the offensive and defensive lines as well as serving as the deep snapper for coach Freddie Hallman...Rated a two-star recruit by Rivals.com and Scout.com...Helped lead the Eagles to a combined 32-13 overall record with four trips to the state playoffs and a District 3-2A title as a freshman...

Claimed first-team all-district honors in each of his final three prep seasons while claiming honorable-mention all-state and first-team All-Central Louisiana recognition as a junior and senior...Tabbed a state finalist for the Wendy's High School Heisman as a senior...also lettered four years in baseball, where he claimed all-district and all-CenLa recognition, and three in basketball...Off the field, was a member of the Beta Club and Honor Roll.

Personal: Has two brothers...PMBA major...Chose Tulane over Louisiana-Lafayette and ULM.



DONNIE LEWIS, JR. • 21

CB • 6-0 • 190 • RS-Jr. • 2L
Baton Rouge, La.
Central HS

Career Note: Two-year letterman...Played in 21 games with 19 starts at cornerback...Owns 69 tackles (57 solo, 12 assists) with 2.0 tackles for loss of three yards...Garnered two interceptions, 0.5 sack and 12 break-ups.

2016: Played in 10 games, starting in each...Finished with 39 tackles (31 solo, 8 assists) and 2.0 tackles for loss of three yards...Tied Parry Nickerson for most pass break-ups on the team with nine...Tied his career best of two pass breakups vs Navy on Sept. 17...Achieved a career high eight tackles vs UL Lafayette on Sept. 24, where he picked up his first career interception in which he returned 12 yards as well - Also tied his career high of 2 PBU's for the second straight week...Picked up his second career interception at Houston on Nov. 12, along with his first career sack...Tied his high tackle amount of eight vs Temple on Nov. 19...Earned a pass break-up in four straight games to end the season.

2015: Played in 11 games with nine starts as a redshirt-freshman at cornerback...Totaled 30 tackles (26 solo, 4 assists) with three pass break-ups...Tied for fourth on the team in pass break-ups...Tied for the team lead in tackles with seven (all solo) at Georgia Tech (9/12)...Made his collegiate debut in a start vs Duke (9/3), recording seven tackles (5 solo, 2 assists) with one pass break-up...Totaled five solo stops at SMU (11/21)...Made four tackles (3 solo, 1 assist) with two pass break-ups vs Tulsa (11/27)...Tallied two solo stops vs Maine (9/19) and vs UCF (10/3)...Started at cornerback for the first time in his career and made one solo tackle at Temple (10/10)...Posted one solo stop vs Houston (10/16)...Notched an assisted stop at Army (11/14).

2014: Did not play as a true freshman and redshirted the season.

High School: Three-year letterman at Central High for coaches Sid Edwards and Lamonte Janeau...Rated a two-star recruit by Rivals.com and Scout.com...Helped lead the Wildcats to a combined 28-9 overall record with three District 4-5A titles and trips to the state playoff all three seasons...As a senior, named first-team all-state, all-district and all-metro after snaring six interceptions...Invited to participate in the LHSAA All-Star Game where he was named MVP...Also earned three letters in both basketball and track and field.

Personal: Born in Baton Rouge, La...Has one brother and one sister...Majoring in Public Relations.

Lewis' Career Highs

Tackles.....	8, 2x, last vs Temple, 11/19/16
Tackles for Loss.....	1.0 at UCF, 11/5/16
Yards Lost.....	2 at UCF, 11/5/16
Sacks.....	0.5 at Houston, 11/12/16
Interceptions.....	1, 2x, last at Houston, 11/12/16
Break-ups.....	2, 2x, last vs UL Lafayette, 9/24/16

Lewis' Career Defensive Statistics

Year	GP-GS	UT-AT-TT	TFL-Yd	Sks-Yd	FF	FR	PBU	Int-Yd	Bk
2015	11-9	26-4-30	0.0-0	0.0-0	0	0	3	0	0
2016	10-10	31-8-39	2.0-3	0.5-0	0	0	11	2-14	0
Career	21-19	57-12-69	2.0-3	0.5-0	0	0	14	2-14	0



ERIC LEWIS • 24

DB • 5-11 • 190 • So. • 1L
LaPlace, La.
St. Charles Catholic

2016: Made appearances in four games.

High School: Was a five-year letterman as a running back, wide receiver and defensive back for Frank Monica at LaPlace's (LA) St. Charles Catholic High School...Rated as a three-star prospect by 247Sports.com...Two-time all-state performer and three-time all-district and all-metro selection for the Comets...Recorded 17 interceptions and returned seven for touchdowns and returned seven punts for touchdowns and two scores on kickoff returns...Led his team to a 10-3 overall record and to a state semifinals appearance as a senior...Helped the Comets to five state playoff appearances and a state title in 2011.

Personal: His brother plays football at Mississippi College...Majoring in Business Management



STEPHON LOFTON • 32

CB • 6-0 • 185 • RS-Jr. • 2L
New Orleans, La.
Miller-McCoy HS

Career: Played in 16 career games...Owns two tackles and one pass break-up.

2016: Made appearances in seven games...Recorded a tackle vs SMU on Oct. 29.

2015: Played in nine games as a redshirt-freshman...Notched one solo tackle and one pass breakup, both vs Maine (9/19).

2014: Did not play as a true freshman and redshirted the season.

High School: Three-year letterman at Miller-McCoy Academy for coach Jeremiah Scott... Rated a two-star recruit by Rivals.com, Scout.com and 247Sports.com... Received a 74 rating and listed as the No. 231 safety in the country by 247Sports.com... Helped lead the Lions to a combined seven wins, including a District 10-3A title and a trip to the state playoffs as a senior... Named first-team all-district after tallying 60 tackles, six pass break-ups, five interceptions and three sacks as a senior... Selected to participate in the 2013 Orleans vs Jefferson All-Star Game... Also lettered four years in track and field where he was District MVP after winning all sprint events, regional champion in 100 and 200 meters, and runner-up at state in the 200 as a junior, and earned one varsity letter in baseball... Off the field, was a member of the DECA Club and the Honor Roll.

Personal: Born in New Orleans, La... Has three brothers... Majoring in Business Management

Lofton's Career Defensive Statistics

Year	GP-GS	UT-AT-TT	TFL-Yd	Sks-Yd	FF	FR	PBU	Int	Bk
2015	9-0	1-0-1	0.0-0	0.0-0	0	0	1	0	0
2016	7-0	1-0-1	0.0-0	0.0-0	0	0	0	0	0
Career	16-0	2-0-2	0.0-0	0.0-0	0	0	1	0	0



**RAE JUAN
MARBLEY • 56**
LB • 6-0 • 245 • Sr. • 3L
Destrahan, La.
Destrahan-HS

Career Notes: Three-year letterman... Played in 35 games with three starts at linebacker... Totaled 81 tackles (61 solo, 20 assists), including one tackle for loss of a yard... Boasts one interception.

2016: Played in 11 games with starts vs Tulsa and SMU... Racked up 36 total tackles (26 solo, 10 assists), including his first career tackle for loss which came against Memphis on Oct. 14... Achieved his first double-digit tackling performance with a career high and team best 11 tackles at Tulsa on Oct. 22.

2015: Played in all 12 games with one start as a sophomore... Totaled 34 tackles (29 solo, 5 assists) with one interception... Notched a then career-best six tackles (4 solo, 2 assists) vs UConn (11/7)... Tallied five solo stops in his first-career start at Army (11/14)... Recorded five stops - all solo - to go along with his first-career interception vs UCF (10/3)... Notched four tackles (3 solo, 1 assist) vs Duke (9/3) and again at Georgia Tech (all solo) (9/12)... Posted three solo stops vs Maine (9/19)... Tallied three tackles (2 solo, 1 assist) at Temple (10/10)... Had three tackles (2 solo, 1 assist) at Memphis (10/31)... Made one solo stop at Navy (10/24).

2014: Played in 12 games as a true freshman... Totaled 11 tackles (6 solo, 5 assists) on defense while throwing one interception on offense and returning two kickoffs for 23 yards (11.5 avg.) on special teams... Recorded a season-best four tackles - all assists - at Duke (9/20) while throwing an interception after a bad snap on a punt attempt... Tallied three tackles (2 solo, 1 assist) vs Georgia Tech (9/6)... Posted two, two-tackle performances: 2 solo vs Southeastern Louisiana (9/13) and 2 solo at Rutgers (9/27)... Notched two kickoff returns for 23 yards and a long of 13 at East Carolina (11/22).

High School: Three-year letterman at Destrahan High where he played linebacker and defensive end... Rated a three-star recruit by ESPN, Rivals.com and 247Sports.com while garnering two-star status from Scout.com... Named No. 23 recruit in the state by 247Sports.com, No. 32 by Rivals.com and No. 47 by ESPN... Listed as No. 36 outside linebacker nationally by 247Sports.com, No. 43 by Rivals.com and No. 118 by ESPN... Received an 89 rating by 247Sports.com and a 74 Scout Grade by ESPN... Helped lead the Wildcats to a combined 18-16 overall record, including a 12-2 mark with a District 7-5A title and a trip to the state semifinals as a senior... Named first-team all-state, first-team all-district and all-metro while claiming District Defensive MVP and RiverParishFootball.com Defensive Player of the Year... Also lettered four years in wrestling, where he finished third in the state as a junior... Twice lettered in track and field, where he finished fifth in the state in shot put... Off the field, was a member of the Beta Club, chess team, robotics club, Fellowship of Christian Athletes, Honor Roll and Junior ROTC.

Personal: Cousin played football at Tulane from 1982-85 and in the NFL with the Green Bay Packers from 1986-92... Majoring in Homeland Security... Chose Tulane over Memphis, SMU and Southern Miss.

Marbley's Career Highs

Tackles	11 at Tulsa, 10/22/16
Tackles for Loss	1.0 vs Memphis, 10/14/16
Yards Lost	1 vs Memphis, 10/14/16
Interceptions	1 vs UCF, 10/3/15

Marbley's Career Defensive Statistics

Year	GP-GS	UT-AT-TT	TFL-Yd	Sks-Yd	FF	FR	PBU	Int	Bk
2014	12-0	6-5-11	0.0-0	0.0-0	0	0	0	0	0
2015	12-1	29-5-34	0.0-0	0.0-0	0	0	0	1	0
2016	11-2	26-10-36	1.0-1	0.0-0	0	0	0	0	0
Career	35-3	61-20-81	1.0-1	0.0-0	0	0	0	1	0



**KEYSHAWN
McLEOD • 53**
C • 6-4 • 305 • RS-So. • 1L
Port Charlotte, Fla.
Port Charlotte HS

2016: Made appearances in two games... Helped the team rush for 437 yards vs Southern on Sept. 10 - third most in school history... Also helped the team garner 240 yards on the ground vs Navy on Sept. 17.

2015: Did not play as a true freshman and redshirted the season.

High School: Three-year letterman at Port Charlotte High where he played offensive tackle and defensive end for coach Jordan Ingman... Rated two-star recruit by Rivals.com and 247Sports.com... Listed as the No. 179 offensive tackle and the No. 270 prospect in the state to go with a 79 rating from 247Sports.com... Helped lead the Pirates to a combined 24-9 overall record, a 6-3 mark in District 11-7A action and two trips to the state playoffs, including a district co-championship as a sophomore as well as a district title and an appearance in the regional finals as a junior... Named first-team all-area as a senior... Also lettered twice in basketball and once in track and field... Off the field, was a member of the Fellowship of Christian Athletes, received the Senior Class Award and was elected into the Senior Hall of Fame.

Personal: Born in Wauchula, Fla... Has four sisters and two brothers... Majoring in Homeland Security.



**DARNELL
MOONEY • 86**
WR • 5-11 • 175 • So. • 1L
Gadsden, Ala.
Gadsden HS

2016: Played in 12 games, including eight starts... Finished second on the team in receptions (24), yards (267) and touchdowns (2)... Rushed four times for 22 yards, including a long of eight... Made at least one reception in the final nine games of the season... In his first collegiate start vs UL Lafayette on Sept. 24, Mooney caught three passes for 51 yards, including a 25-yard touchdown reception in the second overtime... Led the team in receptions (7) and receiving yards (63), both career highs, including a 21-yard touchdown catch, at Houston on Nov. 12.

High School: Prepped at Gadsden City High School for Coach Matt Scott as a wide receiver

THE VETERANS

and defensive back...Led the Titans to a pair of state playoff appearances...Named an Alabama Sports Writers Association Class 7A First-team All-State selection after his senior season when he caught 37 passes for 697 yards and nine touchdowns...Also returned three punts for touchdowns, one kickoff for a score while picking up one interception on defense as well...Was also the point guard on the basketball team and led his squad to three state playoff appearances.

Personal: Born in Franklin, Tenn...One of three children...Chose Tulane over Southern Miss, Samford, Furman, Central Arkansas, Jacksonville State and ULM.

Mooney's Career Highs

Receptions.....	7 at Houston, 11/12/16
Yards.....	63 at Houston, 11/12/16
Long.....	.25 vs UL Lafayette, 9/24/16
Touchdowns.....	1, 2x, last at Houston, 11/12/16
Carries.....	2 vs Memphis, 10/14/16
Yards.....	14 vs Memphis, 10/14/16
Long.....	8 vs Memphis, 10/14/16

Mooney's Career Offensive Statistics

Year	GP-GS	Rushing					Receiving				
		Att	Yds	Avg.	TD	Long	No.	Yds	Avg.	TD	Long
2016	12-8	4	22	5.5	0	8	24	267	11.1	2	25



CHASE NAPOLEAN • 20
DB • 5-9 • 205 • So. • 1L
Grand Prairie, Texas
Grand Prairie HS

2016: Made appearances in seven games.

High School: Prepped at South Grand Prairie High School for Coach Brent Whitson and played both safety and linebacker...led the Warriors to two play-off appearances and was a two-time all-district selection...rated as a two-star prospect by 247sports.com, Rivals.com and Scout.com...completed his career with 217 tackles, including 19 stops for lost yardage and seven sacks, to go with nine forced fumbles and one interception...guided his team to a 24-21 victory over No. 2 nationally ranked Eules-Trinity in the first round of the state playoffs as a senior...was a member of the Future Doctors and Engineers group...a member of the A Honor Roll and claimed first place in the National VASE (Visual Arts Scholastic Event) competition.

Personal: Born in Dallas, Texas...Majoring in Digital Design...One of two sons...His brother is a sophomore safety at Texas A&M Commerce...Chose Tulane over Texas State.



COBY NEENAN • 43
P • 6-2 • 185 • RS-Fr. • RS
Dothan, Ala.
Dothan HS

2016: Did not play as a true freshman.

High School: Was a two-year letterman in football for Coach LaBrian Stewart at Northview High School, where he split time as both a kicker and a punter...Named first-team all-state for 6A as a senior and was the Northview Special Teams Player of the Year...Rated as a three-star recruit by ESPN.com and Scout.com and was rated a four-star recruit both as a kicker and a punter by Kohlskicking.com...Was a National Camp Series (SIS Mobile) Top Performer and earned the Special Teams top weekly player from the Alabama Sports Writers Association...Rated as the No. 3 kicking prospect in Alabama and No. 19 in the nation by Scout.com...Ranked as the No. 9 overall kicking prospect by Rivals.com...Connected on 13-of-17 field goals

on the year, including a season-long 48-yarder, and converted 32-of-36 extra points...Averaged 39.7 yards per attempt on 31 punts and recorded 39 touchbacks on 67 kickoffs...Was also a four-year letterman and team captain in soccer as a goalie and led his team to a 20-5 overall record and a state runner-up finish...A member of the National Honor Society, the 4-H Club, the Multi-Cultural Club and the Fellowship of Christian Athletes...Received his high school's Top 30 Percent Award.

Personal: Born in Tuscaloosa, Ala...Majoring in Business...One of two sons...Chose Tulane over Georgia Southern and Old Dominion.



BRIAN NEWMAN • 13
WR • 5-9 • 185 • Sr.
Houston, Texas
St. Pius X HS • Hillsdale College

2016: Did not play in his junior season.

Hillsdale College (2014-15): Spent two seasons at Hillsdale College.

High School: Four-year letterman at St. Pius X High School for coaches Blake Ware and Jason Kimball...played wide receiver...posted 66 receptions for 1,119 yards and 14 touchdowns as a senior, earning the Houston Touchdown Club Offensive Player of the Year honors...was named to First Team All-State as a sophomore, junior and senior while also picking up First Team All-Region honors during those seasons...was the Male Athlete of the Year at St. Pius in 2013 and 2014...also lettered four times in baseball as a utility man.

Personal: Has one older brother...Majoring in Finance & Legal Studies.



PARRY NICKERSON • 17
CB • 6-0 • 180 • RS-Sr. • 3L
Terrytown, La.
West Jefferson HS

Career Notes: Three-year letterman...Played in 36 games with 34 starts at cornerback...Totaled 133 tackles (106 solo, 27 assists) with 6.0 tackles for loss of eight yards...Earned three forced fumbles, four fumble recoveries, one blocked kick, 10 interceptions and 23 PBU's.

2016: Second Team All-American Athletic Conference...Second Team All-Louisiana...Tallied 29 total tackles (20 solo, 9 assists)...Recorded four interceptions in which he returned for 171 yards - fourth-highest total in the FBS during the regular season...Named HERO Sports' FBS Defensive HERO of the Week on Sept. 14 for his 96-yard interception return for a touchdown in the win over Southern on Sept. 10...Concluded the regular season tied for 26th in the nation and second in The American in passes defended with 13...Logged two fumble recoveries and one forced fumble...Set a career high of three pass breakups at Wake Forest on Sept. 1...Earned his second interception of the season vs UL Lafayette on Sept. 24, returning it 37 yards...Recorded a forced fumble and recovery on the same play against Memphis on Oct. 14 - Also tied his career high of three break-ups... Earned his second fumble recovery of the season at UCF on Nov. 5 - Also earned his third interception of the season and finished with a season high five tackles...Reeled in his fourth and final interception at UConn on Nov. 26, in which he returned it for 38 yards.

2015: Started all 12 games as a redshirt-sophomore...Totaled 46 tackles (41 solo, 5 assists) with 3.5 tackles for loss, one forced fumble, one fumble recovery, eight pass break-ups and one blocked kick...Led the team in pass break-ups...Sixth on the team in solo tackles and total tackles...Recorded seven solo stops and two pass break-ups vs Tulsa (11/27)...Had six stops (4 solo, 2 assists) with 1.0 tackle for loss at Navy (10/24)...Tallied five solo tackles and two pass break-ups at Memphis (10/31)...Posted five solo tackles, as well as 1.0 tackle for a loss and a blocked field goal vs UConn (11/7)...Recorded five solo stops at SMU (11/21)...Notched four tackles (3 solo, 1 assist) to go along with a pass break-up vs Maine (9/19)...Had four solo tackles as well as a fumble recovery returned 48 yards for a touchdown at Army (11/14)...Also totaled four solo stops at Temple (10/10), including 1.0 tackle for loss...Recorded three tackles - all solo - with one pass break-up vs Houston (10/16)...Posted two tackles (1 solo, 1 assist)

with a half tackle for loss and a pass break-up vs UCF (10/3)...Logged one assisted tackle and a pass break-up vs Duke (9/3).

2014: Played in all 12 games with 11 starts as a redshirt-freshman...Named a First-Team Freshman All-American by USA Today and Phil Steele Publications while picking up Third-Team All-Freshman accolades from Athlon Sports and honorable mention Freshman All-American recognition from College Sports Madness...Claimed All-American Athletic Conference Honorable Mention honors as voted on by the league coaches and media in addition to being named to the The American All-Second Team by College Sports Madness and All-Third Team by Phil Steele Publications...Totaled 51 tackles (40 solo, 11 assists) with 2.5 tackles for loss, one fumble recovery, six interceptions and six pass break-ups...Led the team in interceptions (6) and pass break-ups (6)...Six interceptions tied for seventh in Tulane single-season history and the most ever by a Green Wave freshman...Ranked second in The American and seventh in the NCAA in interceptions per game (0.5)...Tallied a career-high eight tackles (6 solo, 2 assists) at East Carolina (11/22)...Named American and Louisiana Defensive Player of the week and was tabbed honorable-mention defensive back of the week by the College Sports Performance Awards after recording seven tackles (3 solo, 4 assists) and a pair of interceptions to go with half a tackle for loss at Houston (11/8)...Also had seven stops (6 solo, 1 assist) with a season-best two pass break-ups and a fumble recovery vs Memphis (11/15)...Tallied six tackles (all solo) and a pass break-up vs UConn (10/11)...Had five tackles and an interception twice: 4 solo, 1 assists at Tulsa (9/28) and 3 solo, 2 assists at UCF (10/18)...added five solo stops, including one for loss, and a season-high tying two pass break-ups vs Temple (12/6).

2013: Played in one game as a true freshman before sustaining a season-ending injury and redshirted...Lone appearance came vs Jackson State (8/29) when he posted seven tackles (5 solo, 2 assists) and a forced fumble.

High School: Three-year letterman at West Jefferson High for coach Marcus Scott...Rated a three-star recruit by 247Sports.com while garnering two-star status from Rivals.com and Scout.com...Received an 81 rating, rated the No. 60 recruit in the state and the No. 114 corner in the nation by 247Sports.com...Also listed as the No. 44 recruit in the state in the Times Picayune Nifty 50...Named first-team all-district his final two prep seasons...

Helped lead the Buccaneers to a combined 20-13 overall record with three trips to the state playoffs and a District 9-5A title as a sophomore and senior...Named first-team all-district in his final two prep seasons...As a senior, named first-team all-state and all-metro after posting 59 tackles, 16 pass break-ups and five interceptions...Also lettered in track and field.

Personal: Born in New Orleans, La...Majoring in Public Relations.

Nickerson's Career Highs

Tackles.....	8 at East Carolina, 11/22/14
Tackles for Loss.....	1.0, 5x, last vs UConn, 11/7/15
Yards Lost.....	2, 3x, last vs UConn, 11/7/15
Interceptions	2 at Houston, 11/8/14
INT Return Yardage.....	96 vs Southern, 9/10/16
Break-ups	3, 2x, last vs Memphis, 10/14/16
Forced Fumbles	1, 3x, last vs Memphis, 10/14/16
Fumble Recoveries	1, 4x, last at UCF, 11/5/16
Blocked Kicks	1, vs UConn, 11/7/15

Nickerson's Career Defensive Statistics

Year	GP-GS	UT-AT-TT	TFL-Yd	Sks-Yd	FF	FR	PBU	Int-Yd	Bk
2013	1-0	5-2-7	0.0-0	0.0-0	1	0	0	0	0
2014	12-11	40-11-51	2.5-4	0.0-0	0	1	6	6-24	0
2015	12-12	41-5-46	3.5-4	0.0-0	1	1	8	0	1
2016	11-11	20-9-29	0.0-0	0.0-0	1	2	9	4-171	0
Career	36-34	106-27-133	6.0-8	0.0-0	3	4	23	10-195	1



D.J. OWENS • 81

WR • 5-10 • 195 • So. • 1L

**Acworth, Ga.
North Paulding HS**

2016: Played in nine games, starting in the final two...Lone reception of the season was a 28-yard touchdown catch at Houston on Nov. 12.

High School: Four-year letterman at North Paulding High School where he played wide receiver and running back for coach Scott Jones...Named a three-star recruit by 247Sports.com and a two-star recruit by Rivals.com...Rated as the 51st-best running back prospect in the country and 70th-best prospect in the state of Georgia by 247Sports.com...Helped lead the Wolfpack to the playoffs in all four of his years on the team, three of which he spent as a starter...Garnered first-team all-district honors as a senior with 282 yards on 43 carries (6.6 avg.) for four touchdowns while leading his team in receiving yards with 922 on 58 catches (15.9 avg.) and seven touchdowns...Received an invitation to the Elite Junior Classic All-Star game...Also lettered two years in track & field, appearing in the state championships as a member of the 4 x 100 meter team...Off the field, was also a member of the Honor Roll.

Personal: Born in Austell, Ga...Has one older sister...Majoring in Marketing...Chose Tulane over California, North Carolina State, UCF, Southern Miss, Colorado State, Middle Tennessee State, Western Kentucky, Appalachian State, Eastern Kentucky, Elon, Georgia Southern, Georgia State and Marshall.

Owens' Career Offensive Statistics

Year	GP-GS	Rushing					Receiving				
		Att	Yds	Avg.	TD	Long	No.	Yds	Avg.	TD	Long
2016	9-2	0	0	0.0	0	0	1	28	28.0	1	28



DEION RAINEY • 28

**DL • 6-2 • 250 • RS-Fr. • RS
Baton Rouge, La.
Southern Lab HS**

2016: Did not play as a true freshman.

High School: Was a four-year letterman for Southern Lab Coach Marcus Randle and helped his team four state play-off appearances, including a 10-3 overall finish and the school's first state title since 1996 as a senior...Guided his team to a state runner-up finish as a junior in 2014...Was a three-time all-district and all-state performer and was named a player of the week in 2015...Rated a three-start recruit by ESPN.com and 247sports.com...Was a four-year letterman in track & field where he led the Kittens to three state titles from 2012-2014 as a shot put and javelin thrower...Completed his prep career as a three-year letterman in basketball, playing forward and center, and helped his squad to a pair of state playoff appearances in 2012 and 2014...Was a member of his high school honor roll all four years.

Personal: Born in Baton Rouge, La...Majoring in Hlstory...Is the fourth cousin of 11-time NBA Champion, NBA Hall of Famer and Louisiana native Bill Russell...chose Tulane over Memphis, Northwestern, UL-Lafayette, Southern Miss, Stephen F. Austin and Texas Southern.

THE VETERANS



JACOB ROBERTSON JR • 15
WR • 6-0 • 170 • RS-Fr. • RS
College Park, Ga.
Woodward Academy

2016: Did not play as a true freshman.

High School: A three-year letterman for Coach John Hunt for the Woodward Academy... Helped the War Eagles to three state playoff appearances, back-to-back region titles and a 13-1 overall record as a senior... Three-star recruit by 247sports.com, ESPN.com, Rivals.com and Scout.com and is the 11th ranked receiver in the state of Georgia... Two-time all-region selection during his final two seasons... Caught 27 passes for 547 yards and eight touchdowns as a senior... Recorded 31 passes for 373 yards and five touchdowns as a junior... Played in 32 career games and made 72 receptions for 1,152 yards (16.0 avg) and 17 touchdowns... Earned three letters each in both basketball and track & field... Led his basketball team to a pair of state playoff berths and his track & field squad to a region title.

Personal: Born in Atlanta, Ga... One of three children... Majoring in Applied Computing... Chose Tulane over Boston College, Cincinnati, Duke, Kentucky, Louisville, Miami, Minnesota, North Carolina, Oregon State, Pitt, Purdue, Syracuse, Tennessee, USF, Wake Forest, West Virginia, Georgia Southern, Ohio, South Alabama, Miami (OH).



TARIS SHENALL • 19
CB • 6-0 • 190 • Jr. • 2L
Marrero, La.
John Ehret HS

Career Note: Two-year letterman... Played in 24 games with six starts... Totaled 39 tackles (29 solo, 10 assists), two interceptions and three pass break-ups.

2016: Played in 12 games with three starts... Finished with 24 total tackles (17 solo, 7 assists), one interception and two pass break-ups... Made his first start of the season at Tulsa on Oct. 22... Garnered his lone interception vs SMU on Oct. 29, returning it 23 yards - also logged five tackles... Tallied a season high six tackles at Houston on Nov. 12... Made starts at UCF and Houston.

2015: Played in 12 games with three starts as a true freshman... Totaled 15 tackles (12 solo, 3 assists), one interception and one pass break-up... Started his first collegiate contest vs Houston (10/16), logging four tackles (3 solo, 1 assist)... Notched a career-best eight tackles (6 solo, 2 assists) in a start at Memphis (10/31)... Posted one solo stop and his first-career interception vs UCF (10/3)... Recorded his first collegiate tackle - a solo stop - vs Maine (9/19)... Made his collegiate debut vs Duke (9/3).

High School: Two-year letterman at John Ehret High where he played quarterback, wide receiver and return specialist for coach Corey Lambert... Tabbed a two-star recruit by Rivals.com and 247Sports.com... Listed as the No. 211 cornerback nationally and the No. 125 recruit in the state while earning a 74 rating by 247Sports.com... Helped lead the Patriots to a combined 19-5 overall record, a perfect 11-0 mark in District 8-5A action, two district titles and a pair of trips to the state playoffs... Named first-team all-district both seasons and posted career totals of 60 tackles, 40 pass break-ups, 11 interceptions and two forced fumbles on defense while pulling down seven touchdown receptions on offense... Claimed honorable-mention all-state recognition as a senior... Selected to participate in the Lake Pontchartrain All-Star Game where he had two interceptions, including one returned 20 yards for a touchdown, while helping lead Jefferson Parish to a 29-18 win over Orleans Parish... Lettered four years in track and field where he finished fourth in the high jump and sixth in the 400 M at the 2014 district meet... Off the field, was a member of the Sign Language Club and African-American Studies Club.

Personal: Born in Marrero, La... Has one brother... Majoring in Public Relations... Chose Tulane over Louisiana-Lafayette, Southern Miss and ULM.

Shenall's Career Highs

Tackles..... 8 at Memphis, 10/31/15
 Interceptions 1, 2x, last vs SMU, 10/29/16
 PBU's 1, 3x, last at UConn, 11/26/16

Shenall's Career Defensive Statistics

Year	GP-GS	UT-AT-TT	TFL	Sks	FF	FR	PBU	Int	Bk
2015	12-3	12-3-15	0.0-0	0.0-0	0	0	1	1	0
2016	12-3	17-7-24	0.0-0	0.0-0	0	0	2	1	0
Career	24-6	29-10-39	0.0-0	0.0-0	0	0	3	2	0



PAUL STAUDINGER • 95
DT • 6-7 • 260 • Sr.
Rye, N.Y.
Rye HS

2016: Did not play as a junior.

2015: Did not play as a sophomore.

2014: Did not play as a true freshman.

High School: Two-year letterman at Rye High where he played tight end and defensive line for coach Dino Garr... Helped lead the Garnets to a combined 14-4 record and a pair of trips to the playoffs, including a 9-1 overall record, a District 2-1A title courtesy of a 5-0 league mark and an appearance in the section championship game as a senior... Named No. 7 Player of the Week by The Journal News Varisty Insider on Oct. 12, 2013, after blocking a punt and helping force four turnovers in an 8-2 win over Harrison... Also lettered four years in golf.

Personal: Born in New York, N.Y... Has one brother... Father played hockey and golf and Amherst College... Mother was a collegiate skier at Smith College... Majoring in Finance.



MILES STRICKLAND • 31
RB • 5-9 • 185 • RS-Fr.
Madison, Ala.
Bob Jones HS

2016: Played in one game as a true freshman, making an appearance vs UL Lafayette on Sept. 24.

High School: Prepped at Bob Jones High School for Coach Kevin Rose and led the team to a 9-2 overall record as a senior... Rated a three-star prospect by 247Sports.com... Ran for 1,035 yards and 15 touchdowns on 160 attempts in 10 games last season - He also caught 28 passes for 430 yards and four scores for the Class 7A Patriots... Named second-team All-State, first-team All-Huntsville Region... Played in the Alabama-Mississippi All-Star Classic... Was the Class 7A indoor state triple jump champion (45 feet 1 3/4 inches) and he placed fourth in the 2015 outdoor meet (45-9 3/4) as a junior.

Personal: Majoring in Business Management... Chose Tulane over Air Force, Memphis, Navy, Army, Arkansas State, Troy, Georgia State, Furman and Central Arkansas.



RODERIC TEAMER, JR • 2

S • 6-0 • 210 • Jr. • 2L
New Orleans, La.
Brother Martin HS

Career Note: Two-year letterman...Played in 23 games with 17 starts...Totaled 77 tackles (51 solo, 26 assists) with 5.0 tackles for loss of 20 yards...Boasts two forced fumbles, two interceptions and four pass break-ups.

2016: Finished fourth on the team with 58 total tackles (36 solo, 22 assists)...Netted four tackles for loss of 19 yards along with one interception, one pass break-up, one forced fumble and two sacks that negated 12 yards...Achieved a career high eight tackles vs Navy on Sept. 17, including one tackle for a loss of five yards...Tied the eight tackle mark at Tulsa on Oct. 22...Netted six tackles and one pass breakup vs. Memphis on Oct. 14...Picked up his first career sack vs SMU on Oct. 29, dropping the QB for a loss of 10 yards - Also earned five total tackles...Earned at least four tackles in the final 10 games of the season...Recorded both his lone interception and forced fumble on the year at UConn on Nov. 26.

2015: Played in 11 games with five starts as a true freshman... Totaled 19 tackles (15 solo, 4 assists) with 1.0 tackle for loss, one forced fumble, three pass break-ups and one interception... Tied for second on the team in interceptions... Tied for fourth on the team in pass break-ups... Made his first collegiate start at Temple (10/10), totaling a career-best five tackles (all solo) to go along with a tackle for a loss, a pass break-up and his first-career forced fumble... Recorded three tackles with his first-career interception and first-career pass break-up... Made his collegiate debut vs Duke (9/3).

High School: Three-year letterman at Brother Martin High where he played linebacker and safety for coach Mark Bonis...Helped lead the Crusaders to a combined 20-17 overall record and two appearances in the state playoffs, including a trip to the semifinals as a senior...Tallied 280 career tackles and was named first-team All-District 9-5A in each of his final two prep seasons...Tabbed first-team all-state and all-metro as a senior after posting 116 tackles, two interceptions and a sack...Off the field, was a member of the Honor Roll and Jack and Jill of America, Inc.

Personal: Born in New Orleans, LA...Has two sisters, grandfather is an emeritus member of the Tulane Board of Trustees...Majoring in Homeland Security...Chose Tulane over Louisiana-Lafayette.

Teamer's Career Highs

Tackles.....	8, 2x, last at Tulsa, 10/22/16
Tackles for Loss.....	1.0, 5x, last at UConn, 11/26/16
Yards Lost.....	10 vs SMU, 10/29/16
Sacks.....	1.0, 2x, last at UConn, 11/26/16
Yards Lost.....	10 vs SMU, 10/29/16
Forced Fumble.....	1, 2x, last at UConn, 11/26/16
PBU's.....	1, 4x, last vs Memphis, 10/14/16
Interceptions.....	1, 2x, last at UConn, 11/26/16

Teamer's Career Defensive Statistics

Year	GP-GS	UT-AT-TT	TFL-Yd	SkS-Yd	FF	FR	PBU	Int-Yd	Bk
2015	11-5	15-4-19	1.0-1	0.0-0	1	0	3	1-10	0
2016	12-12	36-22-58	4.0-19	2.0-12	1	0	1	1-0	0
Career	23-17	51-26-77	5.0-20	2.0-12	2	0	4	2-10	0



ELDRICK WASHINGTON • 91

DT • 6-2 • 285 • RS-Sr. • 3L
Harvey, La.
Helen Cox HS

Career Notes: Three-year letterman...Played 28 games with one start...Totaled 32 tackles (19 solo, 13 assists) with 6.5 tackles for loss of 36 yards...Recorded 4.0 sacks resulting in a loss of 29 yards along with one pass break-up.

2016: Played in all 12 games and made his first collegiate start vs Navy on Sept. 17...Earned 20 total tackles (11 solo, 9 assists) with 4.0 tackles for loss of 20 yards...Recorded 2.0 sacks for loss of 14 yards...Tallied a career best six tackles at Houston on Nov. 12 - Also logged a career high 2.0 tackles for loss, including a sack for loss of seven yards...Other sack of the season came at UMass on Oct. 1, resulting in a loss of seven yards as well.

2015: Played in six games as a redshirt-sophomore... Notched eight tackles (6 solo, 2 assists) including 1.0 tackle for a loss, 1.0 sack and one pass break-up...Tallied a career-high four tackles (3 solo, 1 assist) vs Maine (9/19)...Recorded a sack for his lone tackle vs UCF (10/3) to go along with his first-career pass break-up...Notched a solo stop at Georgia Tech (9/12) and at Temple (10/10) in addition to recording an assisted stop vs Houston (10/16).

2014: Played in nine games as a redshirt-freshman...Totaled two solo tackles including one tackle for loss and a sack...Had a sack at Tulsa (8/28)...Posted a solo stop vs Memphis (11/15).

2013: Played in one game as a true freshman before sustaining a season-ending injury and redshirting...Lone appearance came vs Jackson State (8/29) when he posted two assisted tackles and a half tackle for loss...Also a member of Tulane's track and field team where he competed in the shot put and discus throw...Had a season-best shot put toss of 14.50m at the Southern Miss Black and Gold Invitational (5/3), which ranks No. 7 in the Tulane record book...Off the field, was a member of the Conference USA Commissioner's Honor Roll and Tulane's 3.0 Club.

High School: Four-year letterman at Helen Cox High for coach Willie Brooks...Rated a three-star recruit by 247Sports.com...Earned an 85 rating and rated the No. 47 strong-side defensive end in the country and No. 41 recruit in the state by 247Sports.com...Received a 67 Scout Grade and rating as the No. 132 defensive in nation and the No. 59 prospect in the state by ESPN.com...Helped lead the Cougars to a combined 14 wins and an appearance in the state playoffs as a sophomore...Earned first-team all-District 9-4A honors in each of his prep seasons...As a senior, tallied 60 tackles, seven sacks and an interception...Also lettered in track and field where he finished third in the Class 4A in the discus and was named Outstanding Field Performer at the Class 3A Region III championship after winning the shot and discus.

Personal: Born in New Orleans, La...Majoring in Health & Wellness

Eldrick Washington's Career Highs

Tackles.....	6 at Houston, 11/12/16
Tackles for Loss.....	2.0 at Houston, 11/12/16
Yards Lost.....	10 at Houston, 11/12/16
Sacks.....	1.0, 4x, last at Houston, 11/12/16
Yards Lost.....	10 at Tulsa, 8/28/14
PBU's.....	1 vs UCF, 10/3/15

Eldrick Washington's Career Defensive Statistics

Year	GP-GS	UT-AT-TT	TFL-Yd	SkS-Yd	FF	FR	PBU	Int	Bk
2013	1-0	0-2-2	0.5-1	0.0-0	0	0	0	0	0
2014	9-0	2-0-2	1.0-10	1.0-10	0	0	0	0	0
2015	6-0	6-2-8	1.0-5	1.0-1	0	0	1	0	0
2016	12-1	11-9-20	4.0-20	2.0-14	0	0	0	0	0
Career	28-1	19-13-32	6.5-36	4.0-29	0	0	1	0	0

THE VETERANS



JOHN WASHINGTON • 76

OL/TE • 6-2 • 295 • RS-So. • 1L
West Monroe, La.
West Monroe HS

Career Note: Played in 10 games with two starts...Earned two solo tackles, including 1.0 tackle for loss of one yard.

2016: Played in 10 games with starts at UCF (Nov. 5) and Houston (Nov. 12)...Posted both his tackles vs Navy on Sept. 17, including his first career tackle for loss.

2015: Did not play as a true freshman and redshirted the season.

High School: Four-year letterman at West Monroe High for coaches Don Shows and Jerry Arledge...Named a three-star recruit by Scout.com and 247Sports.com while garnering two-star status from Rivals.com...Tabbed the No. 28 and No. 60 defensive tackle nationally by 247Sports.com and Scout.com, respectively...Also named the No. 5 defensive tackle in the state and No. 21 defensive tackle in The South by Scout.com and received an 88 rating while being listed as the No. 24 overall recruit in the state by 247Sports.com...Helped lead the Rebels to a combined 45-11 overall record, an unblemished 18-0 mark in District 2-5A play, four consecutive district championships and four straight appearances in the state playoffs with a state title as a freshman and trips to the semifinals as a sophomore and senior...Claimed honorable-mention all-state, first-team all-district and second-team All-Northeast Louisiana recognition as a senior.

Personal: Born in West Monroe, La...Has one sister...Majoring in Digital Design...Chose Tulane over Louisiana Tech and ULM.

John Washington's Career Defensive Statistics

Year	GP-GS	UT-AT-TT	TFL-Yd	Sks-Yd	FF	FR	PBU	Int	Bk
2016	10-2	2-0-2	1.0-1	0.0-0	0	0	0	0	0



BRIAN WEBB • 58

OL • 6-2 • 310 • RS-So.
New Orleans, La.
Miller-McCoy Academy

2016: Did not play as a redshirt-freshman.

2015: Did not play as a true freshman and redshirted the season.

High School: Two-year letterman at Miller-McCoy Academy for coach Jeremiah Scott...Named a three-star recruit by 247Sports.com while garnering two-star status by Rivals.com and Scout.com...Helped lead the Lions to a combined seven victories, a perfect 6-0 mark in District 10-3A action, two district titles and a pair of trips to the state playoffs...For his career, tallied 130 tackles, 23.5 sacks, 70 tackles for loss, 10 forced fumbles and four fumble recoveries...As a senior, named first-team all-district and all-metro after posting 67 tackles, 34 tackles for loss, 10.0 sacks, six forced fumbles and four fumble recoveries...Selected to play in the Lake Pontchartrain All-Star Classic...Off the field, was a member of the Honor Roll and was voted Mr. Miller-McCoy.

Personal: Born in New Orleans, La...Has one brother and one sister...Majoring in Public Relations...Chose Tulane over Louisiana-Lafayette, Louisiana Tech, Mississippi State, South Alabama, Southern Miss, UCF and Western Kentucky.



DE'ANDRE WILLIAMS • 48

DL • 6-3 • 280 • RS-Fr. • RS
Baton Rouge, La.
Scotlandville Magnet HS

2016: Did not play as a true freshman and redshirted the season.

High School: Four-year letterman at Scotlandville High School where he played defensive end and tight end for coaches Eric Bandal and Robert Valdez...Rated as the 16th-best prospect in the state of Louisiana by MaxPreps.com...Helped lead the Hornets to the LHSAA 5A State Quarter-finals as a senior with a 10-2 overall record, posting 54 tackles, 13.5 sacks, 17 tackles for a loss and two forced fumbles...Earned first-team All-District 4-5A honors as well as honorable mention All-State honors from the Louisiana Sports Writers Association...Tallied 89 career tackles and 13 career sacks...Off the field, earned A-B Honor Roll honors as well as Dean's List honors.

Personal: Majoring in Applied Computing...Has one younger brother and two younger sisters...Chose Tulane over Oklahoma, Oklahoma State, Louisiana Tech, Nicholls State and Southern.



SEAN WILSON • 94

DT • 6-4 • 305 • Sr. • 3L
Port Suphur, La.
South Plaquemines HS

Career Notes: Three-year letterman...Played in 34 games with 23 starts on the defensive line...Totaled 84 tackles (49 solo, 35 assists) with 13.5 tackles for loss of 46 yards...Boasts 6.0 sacks for a loss of 33 yards, along with two pass break-ups.

2016: Played in 12 games, starting in all but the Navy game on Sept. 17...Tallied a season high five tackles vs UL Lafayette on Sept. 24, including his first sack of the season that resulted in a loss of four yards...Earned his first multi-sack game of his career vs Memphis on Oct. 14, garnering 2.0 sacks for a loss of 14 yards...Ultimately finished with 26 total tackles (12 solo, 14 assists), 5.0 tackles for loss of 23 yards and 3.0 sacks that negated 18 yards.

2015: Played in 10 games with five starts as a sophomore...Totaled 29 tackles (21 solo, 8 assists) to go along with 6.0 tackles for loss, 2.0 sacks and one pass break-up...Ninth on the team in tackles for loss...Posted seven total tackles (6 solo, 1 assist) including 1.0 tackle for a loss vs Houston (10/16) in a start at defensive end...Had five tackles (2 solo, 3 assists) with 1.0 sack, 1.0 tackle for loss and one pass break-up vs UConn (11/7)...Notched five tackles (4 solo, 1 assist) with 1.0 sack and 1.0 tackle for loss at Army (11/14)...Totaled three solo stops at Temple (10/10), including 2.0 tackles for loss...Had a three-tackle outing at SMU (11/21) with two solo stops and one assist...Posted two tackles (1 solo, 1 assist), including 1.0 tackle for a loss at Navy (10/24).

2014: Played in 12 games with seven starts as a true freshman...Totaled 29 tackles (16 solo, 13 assists) with 2.5 tackles for loss, one sack and one pass break-up...Had a season-best six tackles - all assists - with a half tackle for loss at Duke (9/20)...Posted five stops (3 solo, 2 assists) and a pass break-up at UCF (10/18)...Tallied four solo tackles vs Memphis (11/15)...Logged three tackles (all solo) with a tackle for loss at Tulsa (8/28)...Recorded 1 solo, 1 assist on three occasions: vs Georgia Tech (9/6), vs Cincinnati (10/31) and at Houston (11/8)...Added solo tackles vs Southeastern Louisiana (9/13) and at Rutgers (9/27)...Posted a sack vs UConn (10/11).

High School: Five-year letterman at South Plaquemines High for coaches Cedric Figaro and Cyril Crutchfield...Rated a two-star recruit by Rivals.com and 247Sports.com...Received a 79 rating, listed as the No. 78 recruit in the state and ranked the No. 103 defensive tackle nationally by 247Sports.com...Helped lead the Hurricanes to a combined 36-23 overall record with four playoff appearances, including a trip to the state finals as an eighth-grader and the semifinals as a freshman...as a senior, named honorable-mention all-state, first-team all-metro and first-team All-District 9-2A...selected to play in the 2013 LHSAA All-Star Game...Tabbed first-team All-District 10-2A as a junior after tallying 45 tackles, 12 tackles for loss and six sacks...Also lettered twice in basketball.

Personal: Born in Gretna, La...Has one brother and one sister...Majoring in Homeland Security.

Wilson's Career Highs

Tackles.....7 vs Houston, 10/16/15
 Tackles for Loss.....2.0, 2x, last vs Memphis, 10/14/16
 Yards Lost.....14 vs Memphis, 10/14/16
 Sacks.....2.0 vs Memphis, 10/14/16
 Yards Lost.....14 vs Memphis, 10/14/16
 PBU.....1, 2x, last vs UConn, 11/7/15

Wilson's Career Defensive Statistics

Year	GP-GS	UT-AT-TT	TFL-Yd	Sks-Yd	FF	FR	PBU	Int	Bk
2014	12-7	16-13-29	2.5-6	1.0-2	0	0	1	0	0
2015	10-5	21-8-29	6.0-27	2.0-13	0	0	1	0	0
2016	12-11	12-14-26	5.0-23	3.0-18	0	0	0	0	0
Career	34-23	49-35-84	13.5-46	6.0-33	0	0	2	0	0



PETER WOULLARD • 57
DE • 6-4 • 255 • RS-Jr. • 1L
New Orleans, La.
St. Augustine HS

Career: Played in eight games with four starts...Collected 13 total tackles (6 solo, 7 assists), with 2.0 tackles for loss of 10 yards...Tallied 2.0 sacks that resulted in a loss of 10 yards, along with one pass break-up and two fumble recoveries.

2016: Played in seven games with four starts...Earned 13 total tackles...Ended the regular season tied for 27th in the nation with two fumble recoveries...Recorded his first collegiate sack and fumble recovery vs Navy on Sept. 17 - Also notched a career best five tackles...Made his first collegiate start vs UL Lafayette on Sept. 24, when he recorded his second straight game with a sack and a fumble recovery, in which he returned for 34 yards...Logged three tackles at UMass on Oct. 1 and two tackles vs Memphis on Oct. 14.

2015: Played in one game as a redshirt-freshman...Saw time vs Maine (9/19), but did not record any statistics.

2014: Did not play as a true freshman and redshirted the season...Off the field, was named to Tulane's 3.0 Club.

High School: Three-year letterman at St. Augustine High for coaches Cyril Crutchfield and current Tulane assistant coach David Johnson...Rated a three-star recruit by ESPN and Scout.com while garnering two-star status by Rivals.com and 247Sports.com...Ranked as the No. 116 strong-side defensive end in the country by 247Sports.com and the No. 142 and 145 defensive end nationally by Scout.com and ESPN, respectively...Received a 73 rating from 247Sports.com while claiming a 70 Scout Grade and listing as the No. 62 recruit in the state by ESPN...Helped lead the Purple Knights to a combined 26-10 overall record with three playoff appearances, district titles as a sophomore and senior, and trips to the state semifinals in each of his final two prep seasons...as a senior, named honorable-mention all-state and first-team All-District 9-5A...Invited to play in the 2013 LHSAA All-Star Game.

Personal: Born in New Orleans, La...Has one brother and one sister...Brother played football at ULM and cousin played football at LSU and Jacksonville State, and played professionally with the Hartford Colonials of the United Football League...Majoring in Homeland Security.

Woillard's Career Highs

Tackles.....5 vs Navy, 9/17/16
 Tackles for Loss.....1.0, 2x, last vs UL Lafayette, 9/24/16

Yards Lost.....7 vs Navy, 9/17/16
 Sacks.....1.0, 2x, last vs UL Lafayette, 9/24/16
 Yards Lost.....7 vs Navy, 9/17/16
 PBU.....1 at UMass, 10/1/16
 Fumble Recoveries.....1, 2x, last vs UL Lafayette, 9/24/16
 Yards Returned.....34 vs UL Lafayette, 9/24/16

Woillard's Career Defensive Statistics

Year	GP-GS	UT-AT-TT	TFL-Yd	Sks-Yd	FF	FR	PBU	Int	Bk
2015	1-0	0-0-0	0.0-0	0.0-0	0	0	0	0	0
2016	7-4	6-7-13	2.0-10	2.0-10	0	2	1	0	0
Career	8-4	6-7-13	2.0-10	2.0-10	0	2	1	0	0



ANDREW ZUCKERMAN • 47
RB • 5-9 • 190 • So. • 1L
Potomac, Md.
Winston, Churchill

2016: Played in three games but only recorded statistics vs Southern on Sept. 10 - Rushed four times for 26 yards, including a long of 15.

High School: Three-year letterman at Winston Churchill High School for coach Albert Song... Played running back and strong safety...Rushed for 1,867 yards and 16 touchdowns as a senior, leading Montgomery County in rushing yards...Earned First Team All-Montgomery County honors, as well as Second-Team All-District honors...A 4A Honorable Mention All-State selection... Owns the single-game school record for most touchdowns in a game (six) while also breaking the single-game school record rushing total with performances of 345 and 351 yards...Also lettered four years in track and field in the 100 meter and 400 meter dash races in addition to lettering once as a defensive midfielder in lacrosse.

Personal: Has two older sisters...Majoring in Business.

Zuckerman's Career Highs

Carries.....4 vs Southern, 9/10/16
 Yards.....26 vs Southern, 9/10/16
 Long.....15 vs Southern, 9/10/16

Zuckerman's Career Offensive Statistics

Year	GP-GS	Rushing					Receiving				
		Att	Yds	Avg.	TD	Long	No.	Yds	Avg.	TD	Long
2016	3-0	4	26	6.5	0	15	0	0	0.0	0	0

THE NEWCOMERS



JONATHAN BANKS

QB • 6-2 • 215 • Jr. • TR
Houston, Texas
Independence CC

Prior to Tulane: Came to Tulane from Independence Community College in Kansas, where he passed for 1,338 yards and nine touchdowns and ran for 615 yards and seven touchdowns in nine games directing the Pirates' offense... Spent the 2015 season at Kansas State as a red-shirt after joining the Wildcats following a season at Contra Costa College in Texas where he led the Comets to nine-straight wins in 2014... Has two years of eligibility remaining... Majoring in Public Relations.



TIRISE BARGE

DB • 5-11 • 175 • Fr. • HS
Moultrie, Ga.
Colquitt County HS

High School: Was a three-year letterman at Colquitt County High School in Moultrie, Ga... Rated a two-star prospect by 247sports.com (#133 in the nation and #7 in Georgia) and Scout.com as a defensive back... As a senior, totaled 99 tackles, 8.0 tackles for loss, 1.5 sacks, one forced fumble, one fumble recovery and one blocked punt... As a junior, recorded 37 tackles, one forced fumble, two fumble recoveries, one of which was returned for a touchdown, and one quarterback hurry... As a sophomore, tallied seven tackles... Chose Tulane over Georgia State, South Alabama and Troy... Undecided on major.



DOMINIQUE BRIGGS

C • 6-3 • 290 • Jr. • TR
Tulsa, Okla.
Coffeyville CC

Prior to Tulane: Came to Tulane from Coffeyville Community College in Kansas where he spent time on both sides of the ball... As a sophomore playing on the offensive line, started at center in all nine games and recorded one assisted tackle in the Red Ravens' season... As a freshman playing on the defensive line, recorded 31 tackles (3 solo) and 0.5 sacks in six games... Has two years of eligibility remaining... Majoring in Public Relations.



QUENTIN BROWN

LB • 6-2 • 200 • Fr.
Conroe, Texas
Conroe HS

High School: Was a three-year letterman for Robert Walker at Conroe High School in Conroe, Texas... Rated a two-star prospect by 247sports.com, Scout.com and Rivals.com... Received all-district honors all four seasons, named District 12-6A first team as a senior, District 16-6A first team as a junior and District 16-6A honorable mention as a freshman and sophomore... As a junior, led the team in tackles... Also lettered in basketball... Chose Tulane over Army, Boise State, The Citadel, Colorado State, Incarnate Word, Kansas, Lamar, New Mexico and Toledo... Majoring in Health & Wellness.



JOEY CLAYBROOK

OL • 6-6 • 285 • Fr. • HS
Starkville, Miss.
Starkville HS

High School: Was a three-year letterman at Starkville High School in Starkville, Miss... Rated a three-star prospect by 247sports.com (#140 offensive tackle in the nation and #39 player out of Mississippi) and a two-star prospect by Scout.com and Rivals.com... Anchored the offensive line on the way to a Class 6A state championship as a junior... Received second-team all-state honors as a senior... Also lettered in baseball as a freshman... Chose Tulane over Georgia State, Louisiana-Lafayette and South Florida... Majoring in Business.



JABRIL CLEWIS

WR • 6-2 • 215 • Jr. • TR
San Diego, Calif.
Grossmont College

Prior to Tulane: Came to Tulane from Grossmont College in El Cajon, Calif... in 2016, hauled in 34 catches for 600 yards and four touchdowns... Spent the 2014 and 2015 seasons as a redshirt at San Diego State... Has two years of eligibility remaining... Majoring in Environmental Studies.



COREY DAUPHINE

RB • 6-0 • 200 • RS-So. • TR
Port Arthur, Texas
Texas Tech

Prior to Tulane: Came to Tulane from Texas Tech, where he played in three games and netted 25 yards and a touchdown on two rushing attempts... Took a redshirt in 2015... Rated four-star prospect by ESPN.com, Scout and 247sports.com, and three-star prospect by Rivals.com as a high school senior in 2014... Was a member of the ESPN 300 (296)... Was a finalist for the Willie Ray Smith Award (Offensive MVP) and named first-team all-district 21-6A... Was the 2014 state champion in the 200m (20.76)... Rushed for 1,215 yards in 2014 on 179 carries, averaging 6.79 yards per carry, and scored nine touchdowns... Will sit out the 2017 season due to NCAA transfer rules and have two years of eligibility remaining... Majoring in Health & Wellness.



COREY DUBLIN

OL • 6-4 • 285 • Fr. • HS
New Orleans, La.
Jesuit HS

High School: Was a four-year letterman and starter for Mark Songy at Jesuit High School in New Orleans... Rated a three-star prospect by 247sports.com (#97 offensive guard in the nation #78 player in Louisiana) and a two-star prospect by Scout.com... As a senior, named second-team all-state by the Louisiana Football Coaches Association... Made the all-metro large schools team as a senior after receiving honorable mention honors as a junior... As a sophomore, started on the offensive line won the Division 1 state championship and won a state championship in wrestling that same year... Also won the Division 1 state heavyweight championship in wrestling as a junior... Chose Tulane over Ball State, UL Lafayette, UL Monroe, Louisiana Tech and UTSA... Science & Engineering major.

THE NEWCOMERS



STEPHON HUDERSON • 8

RB • 5-9 • 190 • Fr. • HS
Petal, Miss.
Petal HS

High School: Enrolled at Tulane in January 2017...Rushed for 4,431 yards on 592 carries and scored 44 touchdowns in his career at Petal High School in Mississippi...Averaged 7.5 yards per carry and 134.4 yards per game throughout his varsity career...As a senior, ran for 1,781 yards and 16 touchdowns on 245 carries, for an average of 7.3 yards per carry, earning first-team all-state selection by the Mississippi Association of Coaches...As a junior, compiled 2,031 yards and 22 scores on 275 rushes, averaging 7.4 yards per touch, leading the Panthers to the Class 6A South state championship...As a sophomore, carried the ball 72 times for 619 yards and six touchdowns in seven contests...Chose Tulane over Austin Peay, Charleston Southern, Nicholls, Southeastern Louisiana and Troy...Majoring in Public Relations.



CAMERON JACKEL

OL • 6-6 • 300 • Fr. • HS
Marrero, La.
Archbishop Shaw HS

High School: Was a four-year letterman and starter for Scott Bairnsfather at Archbishop Shaw High School in Marrero, La...Was named to all-metro large school team as a senior after being an honorable mention selection as a junior...Chose Tulane over interest from Arkansas and LSU...Majoring in Applied Computing.



PATRICK JOHNSON

DE • 6-2 • 240 • Fr. • HS
Chattanooga, Tenn.
Notre Dame HS

High School: Was a three-year letterman at Notre Dame High School in Chattanooga, Tenn...Rated a two-star prospect by 247sports.com and Rivals.com...As a senior, registered 51 tackles, 11 tackles for loss, four sacks two forced fumbles, adding four receptions and one touchdown catch and three carries...As a junior, tallied 18 tackles and one tackle for loss...Chose Tulane over Florida Atlantic and Florida International...Undecided on major.



HUNTER KNIGHTON • 69

OL • 6-5 • 300 • GS • TR
Pottstown, Pa.
Miami, Fla.

Prior to Tulane: A graduate transfer from Miami (Fla.)... Played in four games during the 2016 season...As a redshirt sophomore in 2015, made a miraculous return to field and served on special teams units, seeing action in 12 games...Was selected as the 2015 Capital One Orange Bowl-FWAA Courage Award and the ACC Brian Piccolo Award winner...Missed the 2014 season after suffering heat stroke during spring practice...Took a redshirt in 2013...As a high school senior, rated as 3-star OT by ESPN, 247sports.com, Rivals and Scout...Ranked No. 53 at position by Scout.com and No. 57 by 247sports.com...Was an outstanding two-way lineman at The Hun School in Princeton, N.J...Has two years of eligibility remaining...Pursuing MBA.



NICK KUBIET

DE • 6-4 • 240 • Fr. • HS
Palm Coast, Fla.
Matanzas HS

High School: A Florida Class 6A All-State Second Team selection by the Associated Press after compiling 90 tackles, 38 tackles for loss and 14.5 sacks as a senior in 2016...Tallied 17 tackles in the Pirates' first-round playoff contest...As a junior, earned Class 6A honorable mention all-state honors by the Associated Press...Was selected to play in the 2016 North-South All-Star FACA Football Classic, and the 2016 Central Florida All-Star Game...Also competed for three years in track and field, where he won the district shot put title and competed in the Class 3A state regional meet.



CHASE KUERSCHEN

DB • 6-1 • 205 • Fr. • HS
Knoxville, Tenn.
Knoxville Catholic HS

High School: Was a four-year letterman for Steve Matthews at Knoxville Christian High School in Knoxville, Tenn...Rated a two-star prospect by 247sports (#156 athlete, #53 player in Tennessee), Scout.com and Rivals.com...Helped his team to Class 4A state playoff appearances all four seasons and a Class 4A District 1 championship as a junior...As a senior, returned a punt and a kickoff for touchdowns and registered 35 tackles with two interceptions (one returned for a touchdown) and a forced fumble while playing safety in addition to catching 35 passes for 722 yards and nine touchdowns as a wide receiver...Also lettered in basketball for four years...Chose Tulane over Air Force, Appalachian State, Arkansas State, Army, Austin Peay, Brown, Chattanooga, Cincinnati, Citadel, Coastal Carolina, Colorado State, Columbia, Furman, Louisiana Tech, Mercer, Middle Tennessee State, Navy, Ohio, Penn, Princeton, Samford, Tennessee Tech and Yale...Majoring in Business.



WILLIE LANGHAM

DB • 6-1 • 185 • Fr. • HS
McAdory, Ala.
McAdory HS

High School: Was a three-year letterman for David Powell at McAdory High School in McCalla, Ala...Rated a two-star prospect by 247sports (#81 player in Alabama), Scout.com and Rivals.com...Reached the Class 6A state playoffs in each of his three varsity seasons...As a senior, tallied 31 tackles and three interceptions, one of which was returned for a touchdown on defense and caught 28 passes for 598 yards and 11 touchdowns on offense...Chose Tulane over Austin Peay, Ball State, Georgia State, Presbyterian, South Alabama, Southern Illinois, Troy, Vanderbilt, Western Carolina and Western Kentucky...Undecided on major.

THE NEWCOMERS



KEVIN LEDEE

WR • 6-5 • 185 • Fr. • HS
Cypress Ridge, Texas
Cypress Ridge HS

High School: Was a four-year letterman for Gary Thiebaud at Cypress Ridge High School in Houston, Texas...Rated a two-star prospect by 247sports.com, Scout.com, and Rivals.com as a wide receiver...Reached the UIL state regional finals in his senior season...As a senior, caught 54 passes for 702 yards and six touchdowns...As a junior, caught 34 passes for 556 yards and nine touchdowns...As a sophomore, recorded 22 catches for 255 yards and two touchdowns...Earned first-team all-district honors as both a junior and a senior...Also lettered in basketball as a junior...Chose Tulane over Bowling Green, Colorado State, Illinois, Memphis, New Mexico, Stephen F. Austin, UL Monroe and UNLV.



DANE LEDFORD

QB • 6-0 • 195 • Fr. • HS
Argyle, Texas
Argyle HS

High School: Was a four-year letterman for Todd Rodgers at Argyle High School in Argyle, Texas...rated a two-star prospect by 247sports.com, Scout.com and Rivals.com as an athlete...Played strong safety and wide receiver as a sophomore in addition to quarterback...Helped lead his team to four state playoff appearances, including a state championship as a freshman and two state championship game appearances as a junior and sophomore...Accounted for 4,622 passing yards and 44 touchdowns while completing over 69 percent of his passes in his career...As a senior, threw for 1,672 yards and 14 passing touchdowns to go along with 199 rushing yards and six rushing touchdowns...As a junior, threw for 2,820 yards and 29 passing touchdowns while running for 270 yards and six touchdowns to earn District 6 Class 4A-I Co-Most Valuable Player honors...As a sophomore, threw for 130 yards and a touchdown as a quarterback, caught 13 passes for 278 yards and a touchdown as a receiver, and recorded 97 tackles, 6.5 tackles for a loss, five interceptions, and two forced fumbles as a safety...Also competed for the track team, finishing sixth in the Long Jump at the 2016 State Championships (22'05) and set a personal long of 22'7.5, which was good for second in the state in Class 4A...Majoring in Environmental Earth Science.



KHALIL MCCLAIN

QB • 6-3 • 220 • Fr. • HS
Creekside, Ga.
Creekside HS

High School: Was a three-year letterman at Creekside High School in Fairburn, Ga...Rated a three-star prospect by 247sports.com (#80 athlete in the nation, #127 player in Georgia), Scout.com and Rivals.com...As a senior, threw for 1,720 yards and 10 touchdowns passes to go along with 1,272 rushing yards and 18 rushing touchdowns to earn Class AAAAA all-state honorable mention recognition...Helped team to the state playoff as a sophomore and junior...Also lettered in basketball as a junior...Chose Tulane over Colorado, Georgia Southern, Georgia State, Kentucky, Louisville, Middle Tennessee State, Mississippi State, Ohio, Rutgers, Troy and Southern Miss...Majoring in Finance.



JAYLON MONROE

DB • 5-9 • 175 • Fr. • HS
Mesquite, Texas
West Mesquite HS

High School: Was a three-year letterman for Jeff Neill at West Mesquite High School in Mesquite, Texas...Rated a two-star prospect by 247sports.com, Scout.com and Rivals.com...As a senior, tallied 30 tackles, two interceptions, and six pass breakups as well as five carries for 63 yards and 21 catches for 313 yards and a touchdown...Also lettered in basketball all four years...Chose Tulane over Grambling, Lamar, McNeese State, Northern Iowa, Prairie View A&M, Stephen F. Austin and Texas State.



MONTY MONTGOMERY

LB • 5-11 • 210 • Fr. • HS
Norcross, Ga.
Norcross HS

High School: Was a four-year letterman for Keith Maloof at Norcross High School in Norcross, Ga...Rated a two-star recruit by 247sports.com (#180 safety in the nation, #249 player in Florida) and Rivals.com as an inside linebacker...As a senior, registered 139 tackles, 26 tackles for loss, four sacks, one interception, one forced fumble, one blocked punt and one safety...As a junior, tallied 88 tackles, 15 tackles for loss, one forced fumble and two fumble recoveries, one of which was returned for a touchdown...Chose Tulane over Georgia State.



MARVIN MOODY

LB • 6-3 • 210 • Fr. • HS
Bryant, Ark.
Bryant HS

High School: Was a two-year letterman at Bryant High School in Bryant, Ark...Rated the top outside linebacker prospect in Arkansas by Natural State Recruits...As a senior, totaled 120 tackles, 99 of which were solo stops, with 14 tackles for a loss, one sack, two interceptions, one fumble recovery, three pass breakups and one blocked punt to go along two defensive scores...Helped lead the team to the Class 7A state semifinals...was named first-team all-state in Class 7A and was a finalist for the state's 6A/7A defensive player of the year...As a junior, tallied 63 tackles, 13 tackles for a loss, three sacks, four pass breakups, a fumble recovery and two forced fumbles...Also lettered in basketball...Chose Tulane over Central Arkansas and Missouri State...Majoring in Business.



CAMERON SAMPLE

DE • 6-4 • 255 • Fr. • HS
Snellville, Ga.
Shiloh HS

High School: Was a three-year letterman at Shiloh High School in Snellville, Ga...Rated a three-star prospect by Rivals.com and a two-star prospect by 247sports.com and Scout.com...As a senior, registered 50 tackles, eight tackles for loss, four sacks, two forced fumbles and one fumble recovery on his way to earning Class 8-AAAAAAA all-region honors...As a junior, tallied 54 tackles, nine tackles for loss and a forced fumble...Chose Tulane over Eastern Kentucky, Elon, Florida A&M, Gardner-Webb and Georgia Southern...Undecided on major.

THE NEWCOMERS



MICHAEL SCOTT

DE • 6-3 • 230 • Fr. • HS

Tallahassee, Fla.

North Florida Christian HS

High School: Was a four-year letterman at North Florida Christian High School in Tallahassee, Fla...Rated a three-star prospect by ESPN.com (#98 outside linebacker in the nation, #246 player in Florida), 247sports.com (#94 outside linebacker in the nation, #224 player in Florida) and Rivals.com...Also garnered two-star status by Scout.com...Reached the Class 2A state playoffs all four seasons...As a senior, registered 64 tackles, 11 tackles for loss and two sacks...As a junior, tallied 80 tackles, seven tackles for loss, a forced fumble, and 4.5 sacks on his way to receiving Class 2A second-team all-state honors...As a sophomore, totaled 47 tackles, two tackles for loss and one forced fumble...Also lettered in basketball as a junior and sophomore...Chose Tulane over Appalachian State, Army, Buffalo, California, Charlotte, Cincinnati, Florida A&M, Georgia Southern, Georgia Tech, Illinois, Iowa State, Kent State, Louisiana Tech, ULL, Louisville, Maryland, Memphis, Middle Tennessee State, Northwestern, South Alabama, Southern Miss, Syracuse, Temple, Toledo, Troy, UAB, UCF, USF, Utah and Western Kentucky...Majoring in Public Health.



TRAVIS TUCKER

WR • 6-3 • 215 • Fr. • HS

Senatobia, Miss.

Senatobia HS

High School: Was a four-year letterman at Senatobia High School in Senatobia, Miss...Rated a two-star prospect by 247sports.com (#45 prospect from Mississippi) and Scout.com as a wide receiver...Helped lead his team to district playoff appearances in his sophomore, junior, and senior seasons...Caught 37 passes for 638 yards and 12 touchdowns as a junior...Also lettered all four years in basketball...Was also a member of the track team, competing in the 4A State Championships as a junior and finishing third in the 100-meter dash (10.97) and first in the 200-meter dash (21.99). His top 100-meter time was 10.84 seconds and top 200-meter time was 21.84 seconds...Majoring in Communication.



TORRI SINGLETARY JR

DE • 6-4 • 215 • Fr. • HS

Baldwin, Fla.

Baldwin HS

High School: Was a three-year letterman at Baldwin High School in Baldwin, Fla...Rated a two-star prospect by 247sports.com, Scout.com and Rivals.com...As a senior, grabbed 62 tackles, 21 tackles for loss, 16 quarterback hurries, one forced fumble and one fumble recovery to earn Class 1A second-team all-state honors...As a junior, tallied nine tackles, two tackles for loss and four fumble recoveries...Chose Tulane over Illinois, Massachusetts, Old Dominion, South Florida and Troy...Undecided on major.



KJ VAULT

LB • 6-1 • 200 • Fr. • HS

Hoover, Ala.

Hoover HS

High School: Was a four-year letterman at Hoover High School in Hoover, Ala...Rated a three-star prospect by ESPN.com (#94 outside linebacker in the nation, #51 player in Alabama) and a two-star prospect by 247sports.com (#145 outside linebacker in the nation, #77 player in Alabama) and scout.com...Helped Hoover to reach the Class 7A state playoffs in all four seasons and win the state championship as a freshman, junior and senior...As a senior, registered 83 tackles and two interceptions...Chose Tulane over Dixie State, Mercer and Tennessee Tech...Majoring in Neuroscience.



JAETAVIAN TOLES

WR • 6-1 • 175 • Fr. • HS

Stratford, Texas

Stratford HS

High School: Was a three-year letterman for Coach Eliot Allen at Stratford High School in Houston, Texas...Rated a two-star prospect by 247sports.com, Scout.com and Rivals.com as a wide receiver...Reached the state playoff each season as a varsity player...As a senior, caught 45 passes for 784 yards and six receiving touchdowns as well as returned a kickoff for a touchdown...Received second-team all-district honors as a sophomore and first-team all-district honors as a junior...Chose Tulane over McNeese State, New Mexico, Northwestern State and UTSA...Undecided on major.



WILL WALLACE

TE • 6-4 • 250 • Fr. • HS

Natchez, Miss.

Cathedral HS

High School: Was a four-year letterman at Cathedral High School in Natchez, Miss...rated a three-star prospect by 247sports.com (#25 strong-side defensive end in the nation #16 player in Mississippi) and Scout.com (#62 tight end in the nation and #2 tight end in Mississippi) and a two-star prospect by Rivals.com as a tight end...Made contributions as a sophomore on the way to capturing the Class 1A state championship...Also lettered in basketball as a freshman...Chose Tulane over Arkansas State, Coastal Carolina, Florida Atlantic, Kansas, Louisiana Tech, Samford, Southern Miss, UAB and UTSA...Undecided on major.

2016 FINAL STATS

GAME RESULTS

Date	Opponent	Location	Result	Score	Overall Record	Conference Record	Time	Attend
Sep 01, 2016	at Wake Forest	Winston-Salem, N.C.	L	3-7	0-1-0	0-0-0	2:58	24398
Sep 10, 2016	SOUTHERN	Yulman Stadium	W	66-21	1-1-0	0-0-0	3:09	27179
* Sep 17, 2016	NAVY	Yulman Stadium	L	14-21	1-2-0	0-1-0	2:57	21503
Sep 24, 2016	UL LAFAYETTE	Yulman Stadium	W (OT)	41-39	2-2-0	0-1-0	4:04	24253
Oct. 1, 2016	at Massachusetts	Amherst, Mass.	W	31-24	3-2-0	0-1-0	3:14	14892
* Oct 14, 2016	MEMPHIS	Yulman Stadium	L	14-24	3-3-0	0-2-0	3:24	21098
* Oct 22, 2016	at Tulsa	Tulsa, Okla.	L	27-50	3-4-0	0-3-0	3:28	22349
* Oct 29, 2016	SMU	Yulman Stadium	L	31-35	3-5-0	0-4-0	3:36	25780
* Nov 05, 2016	at UCF	Orlando, Fla.	L	6-37	3-6-0	0-5-0	2:57	31571
* Nov 12, 2016	at Houston	Houston, Texas	L	18-30	3-7-0	0-6-0	3:35	36552
* Nov 19, 2016	TEMPLE	Yulman Stadium	L	0-31	3-8-0	0-7-0	3:01	16497
* Nov 26, 2016	at UConn	East Hartford, Conn.	W	38-13	4-8-0	1-7-0	3:11	20764

* indicates American Athletic Conference game

TEAM STATISTICS

TEAM STATISTICS	TLN	OPP
SCORING	289	332
Points Per Game	24.1	27.7
FIRST DOWNS	208	216
Rushing	131	100
Passing	59	98
Penalty	18	18
RUSHING YARDAGE	2737	1911
Yards gained rushing	3012	2256
Yards lost rushing	275	345
Rushing Attempts	591	472
Average Per Rush	4.6	4.0
Average Per Game	228.1	159.2
TDs Rushing	25	20
PASSING YARDAGE	1360	2463
Comp-Att-Int	109-258-8	187-344-12
Average Per Pass	5.3	7.2
Average Per Catch	12.5	13.2
Average Per Game	113.3	205.2
TDs Passing	10	17
TOTAL OFFENSE	4097	4374
Total Plays	849	816
Average Per Play	4.8	5.4
Average Per Game	341.4	364.5
KICK RETURNS: #-Yards	32-712	30-522
PUNT RETURNS: #-Yards	15-62	15-31
INT RETURNS: #-Yards	12-216	8-147
KICK RETURN AVERAGE	22.2	17.4
PUNT RETURN AVERAGE	4.1	2.1
INT RETURN AVERAGE	18.	

TEAM STATISTICS	TLN	OPP
FUMBLES-LOST	15-10	19-15
PENALTIES-Yards	77-661	66-585
Average Per Game	55.1	48.8
PUNTS-Yards	73-2888	71-2845
Average Per Punt	39.6	40.1
Net punt average	37.8	36.9
KICKOFFS-Yards	51-3007	60-3738
Average Per Kick	59.0	62.3
Net kick average	39.4	39.2
TIME OF POSSESSION/Game	32:23	27:37
3RD-DOWN Conversions	52/187	81/190
3rd-Down Pct	28%	43%
4TH-DOWN Conversions	20/36	3/9
4th-Down Pct	56%	33%
SACKS BY-Yards	29-179	21-139
MISC YARDS	1	0
TOUCHDOWNS SCORED	37	42
FIELD GOALS-ATTEMPTS	10-16	12-15
ON-SIDE KICKS	0-5	1-2
RED-ZONE SCORES	(32-42) 76%	(36-42) 86%
RED-ZONE TOUCHDOWNS	(25-42) 60%	(27-42) 64%
PAT-ATTEMPTS	(33-34) 97%	(36-38) 95%
ATTENDANCE	136310	150526
Games/Avg Per Game	6/227186	25088
Neutral Site Games	0/0	

SCORE BY QUARTERS	1st	2nd	3rd	4th	OT Total
Tulane	75	64	65	60	25 289
Opponents	76	75	68	90	23 332

PASSING

	GP-GS	Effic	Cmp-Att-Int	Pct	Yds	TD	Lng	Avg/G
CUIELLETTE, Glen	12	96.18	101-237-8	42.6	1309	10	46	109.1
BRANTLEY, Johnathan	8	58.50	8-21-0	38.1	51	0	12	6.4
TULANE	12	93.12	109-258-8	42.2	1360	10	46	113.3
Opponents	12	123.83	187-344-12	54.4	2463	17	54	205.2

2016 FINAL STATS

RUSHING

	GP-GS	ATT	GAIN	LOSS	NET	AVG/ATT	TD	LONG	AVG/G
HILLIARD, Dontrell	11	135	771	12	759	5.6	9	67	69.0
ROUNDS, Josh	12	125	765	7	758	6.1	7	84	63.2
THOMPSON, Lazedrick	12	87	513	7	506	5.8	7	45	42.2
CUIELLETT, Glen	12	120	378	162	216	1.8	1	26	18.0
BRANTLEY, Johnathan	8	46	259	57	202	4.4	0	63	25.2
BADIE, Sherman	8	43	176	7	169	3.9	1	22	21.1
ENCALADE, Terren	12	5	46	5	41	8.2	0	16	3.4
BRADWELL, Darius	3	11	33	0	33	3.0	0	10	11.0
ZUCKERMAN, Andrew	3	4	26	0	26	6.5	0	15	8.7
MOONEY, Darnell	12	4	22	0	22	5.5	0	8	1.8
GLENN, Devin	11	2	9	0	9	4.5	0	6	0.8
SCOTT, Trey	9	2	7	0	7	3.5	0	7	0.8
BERTRAND, Jared	1	1	7	0	7	7.0	0	7	7.0
TEAM	6	6	0	18	-18	-3.0	0	0	-3.0
TULANE	12	591	3012	275	2737	4.6	25	84	228.1
Opponents	12	472	2256	345	1911	4.0	20	62	159.2

RECEIVING

	GP-GS	REC	YDS	AVG/REC	TD	LONG	AVG/G
ENCALADE, Terren	12	36	500	13.9	6	38	41.7
MOONEY, Darnell	12	24	267	11.1	2	25	22.2
DACE, Larry	11	15	169	11.3	0	21	15.4
HILLIARD, Dontrell	11	9	114	12.7	0	33	10.4
ROUNDS, Josh	12	6	84	14.0	0	46	7.0
ARDOIN, Kendall	10	4	80	20.0	1	32	8.0
BREAUX, Devon	8	3	38	12.7	0	17	4.8
GLENN, Devin	11	3	32	10.7	0	17	2.9
SCOTT, Trey	9	2	14	7.0	0	7	1.6
BADIE, Sherman	8	2	13	6.5	0	10	1.6
THOMPSON, Lazedrick	12	2	0	0.0	0	6	0.0
OWENS, D.J.	9	1	28	28.0	1	28	3.1
JOHNSON, Chris	9	1	18	18.0	0	18	2.0
COOPER, Tristan	2	1	3	3.0	0	3	1.5
TULANE	12	109	1360	12.5	10	46	113.3
Opponents	12	187	2463	13.2	17	54	205.2

PUNT RETURNS

	RET	YDS	AVG	TD	LONG
HILLIARD, Dontrell	7	25	3.6	0	10
NICKERSON, Parry	2	-11	-5.5	0	0
LEWIS, Donnie	2	1	0.5	0	0
FRANKLIN, Jarrod	1	0	0.0	0	0
BRYANT, Larry	1	24	24.0	0	0
MOONEY, Darnell	1	0	0.0	0	0
BADIE, Sherman	1	23	23.0	0	23
TULANE	15	62	4.1	0	23
Opponents	15	31	2.1	0	9

KICK RETURNS

	RET	YDS	AVG	TD	LONG
BADIE, Sherman	15	417	27.8	1	86
GLENN, Devin	11	191	17.4	0	31
BREAUX, Devon	4	77	19.2	0	24
HILLIARD, Dontrell	1	18	18.0	0	18
WADLEIGH, Marshall	1	9	9.0	0	9
Total.....	32	712	22.2	1	86
Opponents.....	30	522	17.4	0	39

FUMBLE RETURNS

	RET	YDS	AVG	TD	LONG
WOULLARD, Peter	1	34	34.0	0	34
TULANE	1	34	34.0	0	34
Opponents	1	30	30.0	2	30

INTERCEPTIONS

	INT	YDS	AVG	TD	LONG
NICKERSON, Parry	4	171	42.8	1	96
LEWIS, Donnie	2	14	7.0	0	12
CARROLL, Quinlan	1	3	3.0	0	3
TEAMER, Roderic	1	0	0.0	0	0
SHENALL, Taris	1	23	23.0	0	23
MARLEY, Nico	1	0	0.0	0	0
FRANKLIN, Jarrod	1	0	0.0	0	0
ALLEN, Richard	1	5	5.0	0	5
TULANE	12	216	18.0	1	96
Opponents	8	147	18.4	3	86

2016 FINAL STATS

SCORING

	TD	PATs					DXP	SAF	PTS
		FGs	KICK	RUSH	REC	PASS			
DIROCCO, Andrew	0	10-16	32-33	0-0	0	0-0	0	0	62
HILLIARD, Dontrell	9	0-0	0-0	0-0	0	0-0	0	0	54
ROUNDS, Josh	7	0-0	0-0	0-0	1	0-0	0	0	44
THOMPSON, Lazedrick	7	0-0	0-0	0-0	0	0-0	0	0	42
ENCALADE, Terren	6	0-0	0-0	0-0	0	0-0	0	0	36
BADIE, Sherman	2	0-0	0-0	0-0	0	0-0	0	0	12
MOONEY, Darnell	2	0-0	0-0	0-0	0	0-0	0	0	12
ARDOIN, Kendall	1	0-0	0-0	0-0	1	0-0	0	0	8
OWENS, D.J.	1	0-0	0-0	0-0	0	0-0	0	0	6
NICKERSON, Parry	1	0-0	0-0	0-0	0	0-0	0	0	6
CUIELLETTE, Glen	1	0-0	0-0	0-0	0	2-3	0	0	6
HARVEY, Randy	0	0-0	1-1	0-0	0	0-0	0	0	1
TULANE	37	10-16	33-34	0-0	2	2-3	0	0	289
Opponents	42	12-15	36-38	1-2	1	1-2	1	1	332

TOTAL OFFENSE

	GP	PLAYS	RUSH	PASS	TOTAL	AVG/G
CUIELLETTE, Glen	12	357	216	1309	1525	127.1
HILLIARD, Dontrell	11	135	759	0	759	69.0
ROUNDS, Josh	12	125	758	0	758	63.2
THOMPSON, Lazedrick	12	87	506	0	506	42.2
BRANTLEY, Johnathan	8	67	202	51	253	31.6
BADIE, Sherman	8	43	169	0	169	21.1
ENCALADE, Terren	12	5	41	0	41	3.4
BRADWELL, Darius	3	11	33	0	33	11.0
ZUCKERMAN, Andrew	3	4	26	0	26	8.7
MOONEY, Darnell	12	4	22	0	22	1.8
GLENN, Devin	11	2	9	0	9	0.8
BERTRAND, Jared	1	1	7	0	7	7.0
SCOTT, Trey	9	2	7	0	7	0.8
TEAM	6	6	-18	0	-18	-3.0
TULANE	12	849	2737	1360	4097	341.4
Opponents	12	816	1911	2463	4374	364.5

FIELD GOAL STATISTICS

	FGM-FGA	PCT	01-19	20-29	30-39	40-49	50-99	LONG	BLK
DIROCCO, Andrew	10-16	62.5	0-0	5-5	1-3	4-8	0-0	48	2

FG SEQUENCE	TULANE	OPPONENTS
Wake Forest	(41),43	-
Southern	(25)	-
NAVY	45	-
UL Lafayette	(22),(35),(20),(48)	(40),(39),(20),(22)
Massachusetts	(22)	(28)
Memphis	39	(37),(21),(50)
Tulsa	41,36	(20),(27)
SMU	(43)	31
UCF	44	(39)
Houston	(41)	-
Temple	-	36,(32)
UConn	(23)	29

Numbers in (parentheses) indicate field goal was made.

PUNTING STATISTICS

	PUNT	YDS	AVG	LONG	TB	FC	I20	50+	BLK
BLOCK, ZACHARY	68	2772	40.8	62	5	25	21	10	0
CUIELLETTE, GLEN	4	116	29.0	37	0	0	4	0	0
TEAM	1	0	0.0	0	0	0	0	0	1
TULANE	73	2888	39.6	62	5	25	25	10	1
Opponents	71	2845	40.1	69	8	21	23	12	2

KICKOFF STATISTICS

	KO	YDS	AVG	TB	OB	RETURN	NET	YDLine
BLOCK, ZACHARY	45	2714	60.3	19	2			
HARVEY, RANDY	5	235	47.0	0	0			
LOGAN, STEVEN	1	58	58.0	0	0			
TULANE	51	3007	59.0	19	2	522	39.4	25
Opponents	60	3738	62.3	27	1	712	39.2	25

2016 FINAL STATS

ALL-PURPOSE YARDAGE

	GP	RUSH	REC	PR	KOR	IR	TOTAL	AVG/G
HILLIARD, Dontrell	11	759	114	25	18	0	916	83.3
ROUNDS, Josh	12	758	84	0	0	0	842	70.2
BADIE, Sherman	8	169	13	23	417	0	622	77.8
ENCALADE, Terren	12	41	500	0	0	0	541	45.1
THOMPSON, Lazedrick	12	506	0	0	0	0	506	42.2
MOONEY, Darnell	12	22	267	0	0	0	289	24.1
GLENN, Devin	11	9	32	0	191	0	232	21.1
CUIELLETTE, Glen	12	216	0	0	0	0	216	18.0
BRANTLEY, Johnathan	8	202	0	0	0	0	202	25.2
DACE, Larry	11	0	169	0	0	0	169	15.4
NICKERSON, Parry	11	0	0	-11	0	171	160	14.5
BREAUX, Devon	8	0	38	0	77	0	115	14.4
ARDOIN, Kendall	10	0	80	0	0	0	80	8.0
BRADWELL, Darius	3	33	0	0	0	0	33	11.0
OWENS, D.J.	9	0	28	0	0	0	28	3.1
ZUCKERMAN, Andrew	3	26	0	0	0	0	26	8.7
BRYANT, Larry	12	0	0	24	0	0	24	2.0
SHENALL, Taris	12	0	0	0	0	23	23	1.9
SCOTT, Trey	9	7	14	0	0	0	21	2.3
JOHNSON, Chris	9	0	18	0	0	0	18	2.0
LEWIS, Donnie	10	0	0	1	0	14	15	1.5
WADLEIGH, Marshall	12	0	0	0	9	0	9	0.8
BERTRAND, Jared	1	7	0	0	0	0	7	7.0
ALLEN, Richard	11	0	0	0	0	5	5	0.5
COOPER, Tristan	2	0	3	0	0	0	3	1.5
CARROLL, Quinlan	7	0	0	0	0	3	3	0.4
TEAM	6	-18	0	0	0	0	-18	-3.0
TULANE	12	2737	1360	62	712	216	5087	423.9
Opponents	12	1911	2463	31	522	147	5074	422.8

STARTING LINEUPS

OFFENSE

Opponent	QB	RB	TE	WR	WR	WR	LT	LG	C	RG	RT
Wake Forest	Cuiellette	Hilliard	Jones	Dace	Breaux	Encalade	Jacquet	Taylor	Diaz	Brown	Leglue
Southern	Cuiellette	Hilliard	Ardoin	Dace	Breaux	Encalade	Jacquet	Taylor	Diaz	Brown	Leglue
Navy	Brantley	Hilliard	Ardoin	Dace	Breaux	Encalade	Jacquet	Taylor	Diaz	Brown	Leglue
UL Lafayette	Brantley	Hilliard	Adroin	Mooney	Breaux	Encalade	Jacquet	Taylor	Leglue	Brown	Santa-Marina
UMass	Cuiellette	Hilliard	Ardoin	Mooney	Breaux	Encalade	Jacquet	Taylor	Leglue	Brown	Santa-Marina
Memphis	Cuiellette	Hilliard	Ardoin	Mooney	Johnson	Encalade	Jacquet	Taylor	Leglue	Brown	Santa-Marina
Tulsa	Cuiellette	Hilliard	Ardoin	Mooney	Breaux	Encalade	Jacquet	Taylor	Leglue	Brown	Santa-Marina
SMU	Cuiellette	Hilliard	Johnson	Mooney	Breaux	Encalade	Jacquet	Taylor	Leglue	Brown	Santa-Marina
UCF	Cuiellette	Hilliard	Washington	Ardoin	Johnson	Encalade	Jacquet	Taylor	Leglue	Brown	Santa-Marina
Houston	Cuiellette	Hilliard	Washington	Mooney	Johnson	Encalade	Jacquet	Taylor	Leglue	Brown	Jacquet
Temple	Cuiellette	Hilliard	Ardoin	Mooney	Owens	Encalade	Johnson	Taylor	Leglue	Brown	Jacquet
UConn	Cuiellette	Thompson	Ardoin	Mooney	Owens	Encalade	Johnson	Taylor	Leglue	Brown	Jacquet

DEFENSE

Opponent	DE	DT	NT	DE	MLB	WLB	NKL	CB	CB	FS	SS
Wake Forest	Kennedy	Smart	Wilson	Aruna	Thomas	Marley	Allen	Nickerson	Lewis	Franklin	Teamer
Southern	Kennedy	Smart	Wilson	Aruna	Marley	Harris	Allen	Nickerson	Lewis	Franklin	Teamer
Navy	Edwards	Smart	Washington	Aruna	Carroll	Marley	Allen	Nickerson	Lewis	Franklin	Teamer
UL Lafayette	Woullard	Smart	Wilson	Aruna	Marley	Harris	Allen	Nickerson	Lewis	Franklin	Teamer
UMass	Woullard	Smart	Wilson	Aruna	Marley	Harris	Allen	Nickerson	Lewis	Franklin	Teamer
Memphis	Woullard	Smart	Wilson	Aruna	Marley	Harris	Allen	Nickerson	Lewis	Franklin	Teamer
Tulsa	Woullard	Smart	Wilson	Aruna	Marley	Marbley	Shenall	Nickerson	Allen	Franklin	Teamer
SMU	Kennedy	Smart	Wilson	Aruna	Marley	Marbley	Allen	Nickerson	Hall	Franklin	Teamer
UCF	Kennedy	Smart	Wilson	Aruna	Marley	Harris	Shenall	Nickerson	Lewis	Franklin	Teamer
Houston	Kennedy	Smart	Wilson	Aruna	Marley	Harris	Shenall	Nickerson	Lewis	Franklin	Teamer
Temple	Kennedy	Smart	Wilson	Aruna	Marley	Harris	Allen	Hall	Lewis	Franklin	Teamer
UConn	Kennedy	Smart	Wilson	Aruna	Marley	Harris	Allen	Nickerson	Lewis	Franklin	Teamer

2016 FINAL STATS

DEFENSIVE LEADERS

	GP-GS	Tackles				TFL-Yds	Sacks No-Yds	Pass Def			Fumbles		BLK KICK	SAF
		Solo	Ast	Total				Int-Yds	PBU	QBH	FR-Yds	FF		
2	MARLEY, Nico	12-12	55	33	88	14.0-56	3.0-23	1-0	1	1	2-0	3	.	.
6	FRANKLIN, Jarrod	12-12	45	34	79	1.5-5	1.0-5	1-0	1	.	1-0	1	2	.
77	SMART, Tanzel	12-12	34	33	67	18.5-72	5.5-32	.	.	2	1-0	1	.	.
38	TEAMER, Roderic	12-12	36	22	58	4.0-19	2.0-12	1-0	1	2	.	1	.	.
40	HARRIS, Zachery	9-7	23	22	45	4.0-10
87	ARUNA, Ade	12-12	26	17	43	10.0-44	5.0-32	.	.	.	2-0	1	.	.
21	LEWIS, Donnie	10-10	31	8	39	2.0-3	0.5-0	2-14	9
56	MARBLEY, Rae Juan	11-2	26	10	36	1.0-1
23	ALLEN, Richard	11-10	27	5	32	1.0-2	.	1-5	2	.	2-0	2	.	.
17	NICKERSON, Parry	11-11	20	9	29	.	.	4-171	9	.	2-0	1	.	.
90	KENNEDY, Robert	10-7	15	12	27	2.0-3	.	.	.	2	1-0	1	.	.
94	WILSON, Sean	12-11	12	14	26	5.0-23	3.0-18	.	.	1
19	SHENALL, Taris	12-3	17	7	24	.	.	1-23	2
52	THOMAS, Eric	12-2	12	11	23	2.0-5	0.5-3	.	.	2
4	HARPER, Will	12-0	13	7	20
91	WASHINGTON, Eldrick	12-1	11	9	20	4.0-20	2.0-14	.	.	1
44	JACKSON, Luke	12-0	14	6	20	5.0-15	1.0-3	.	1	1
54	CARROLL, Quinlan	7-1	11	4	15	6.0-21	2.0-14	1-3	.	.	.	1	.	.
55	BOWIE, Eric	8-0	12	2	14	0.5-3	0.5-3
92	WILLIAMS, Daren	11-0	6	8	14	3.0-13	1.0-10	.	.	1
57	WOULLARD, Peter	7-4	6	7	13	2.0-10	2.0-10	.	1	.	2-34	.	.	.
37	KEYES, Thakarius	7-0	6	2	8	.	.	.	1
16	HALL, P.J.	11-2	5	3	8
7	GLENN, Devin	11-0	4	1	5
36	BRYANT, Larry	12-0	1	2	3	1	.
93	WASHINGTON, John	10-2	2	.	2	1.0-1
65	EDWARDS, Braynon	9-1	.	2	2	0.5-1
5	ENCALADE, Terren	12-12	1	1	2
60	EATHERLY, Geron	12-0	.	1	1
22	WADLEIGH, Marshall	12-0	1	.	1
32	LOFTON, Stephon	7-0	1	.	1
35	GRAHAM, Lawrence	11-0	1	.	1
49	BLOCK, Zachary	12-0	1-0	.	.	.
TM	TEAM	6-0	1-0	.	.	.
	TULANE	12-0	474	292	766	87-327	29-179	12-216	28	13	15-34	12	3	.
	Opponents	12-0	487	388	875	73.0-256	21-139	8-147	36	20	10-30	8	4	1

2016 FINAL STATS

GAME PARTICIPATION

#	Name	GP/GS	WF	SUBR	NAVY	UL	UMASS	MEM	TLS	SMU	UCF	HOU	TEM	UCONN
23	ALLEN, Richard	11/10	START	START	START	START	START	START	START	START	...	XXX	START	START
89	ARDOIN, Kendall	10/9	...	START	START	START	START	START	START	...	START	XXX	START	START
87	ARUNA, Ade	12/12	START	START	START	START	START	START	START	START	START	START	START	START
3	BADIE, Sherman	8/-	XXX	XXX	XXX	XXX	XXX	XXX	XXX	XXX
29	BERTRAND, Jared	1/-	...	XXX
49	BLOCK, Zachary	12/-	XXX	XXX	XXX	XXX	XXX	XXX	XXX	XXX	XXX	XXX	XXX	XXX
55	BOWIE, Eric	8/-	XXX	XXX	XXX	XXX	XXX	XXX	XXX	XXX
11	BRADWELL, D.	3/-	XXX	XXX	XXX
1	BRANTLEY, J.	8/2	...	XXX	START	START	XXX	...	XXX	XXX	XXX	XXX
8	BREAU, Devon	8/7	START	START	START	START	START	XXX	START	START
73	BROWN, Leeward	12/12	START	START	START	START	START	START	START	START	START	START	START	START
36	BRYANT, Larry	12/-	XXX	XXX	XXX	XXX	XXX	XXX	XXX	XXX	XXX	XXX	XXX	XXX
54	CARROLL, Q.	7/1	XXX	XXX	START	XXX	XXX	XXX	...	XXX
30	COOPER, Tristan	2/-	XXX	...	XXX
14	CUIELLETTE, G.	12/10	START	START	XXX	XXX	START	START	START	START	START	START	START	START
85	DACE, Larry	11/3	START	START	START	XXX	...	XXX	XXX	XXX	XXX	XXX	XXX	XXX
39	DAVIS, Sam	6/-	XXX	XXX	XXX	XXX	XXX	XXX
51	DIAZ, Junior	3/3	START	START	START
42	DIROCCO, Andrew	11/-	XXX	XXX	XXX	XXX	XXX	XXX	XXX	XXX	XXX	XXX	...	XXX
60	EATHERLY, Geron	12/-	XXX	XXX	XXX	XXX	XXX	XXX	XXX	XXX	XXX	XXX	XXX	XXX
65	EDWARDS, B.	9/1	XXX	XXX	START	XXX	XXX	XXX	XXX	XXX	XXX	...
5	ENCALADE, T.	12/12	START	START	START	START	START	START	START	START	START	START	START	START
6	FRANKLIN, J.	12/12	START	START	START	START	START	START	START	START	START	START	START	START
7	GLENN, Devin	11/-	XXX	XXX	XXX	XXX	XXX	XXX	XXX	XXX	XXX	...	XXX	XXX
96	GOLUB, Aaron	1/-	...	XXX
35	GRAHAM, L.	11/-	XXX	XXX	XXX	XXX	XXX	XXX	XXX	XXX	XXX	XXX	XXX	...
82	GREEN, Reed	1/-	...	XXX
16	HALL, P.J.	11/2	XXX	XXX	XXX	XXX	XXX	XXX	XXX	START	XXX	XXX	START	...
12	HARPER, Sean	10/-	XXX	XXX	XXX	...	XXX	XXX	XXX	XXX	...	XXX	XXX	XXX
4	HARPER, Will	12/-	XXX	XXX	XXX	XXX	XXX	XXX	XXX	XXX	XXX	XXX	XXX	XXX
40	HARRIS, Zachery	9/7	XXX	START	...	START	START	START	...	XXX	START	START	START	...
45	HARVEY, Randy	5/-	...	XXX	XXX	XXX	XXX	...	XXX
26	HILLIARD, D.	11/11	START	START	START	START	START	START	START	START	START	START	START	...
44	JACKSON, Luke	12/-	XXX	XXX	XXX	XXX	XXX	XXX	XXX	XXX	XXX	XXX	XXX	XXX
1J	JACKSON, Tre	2/-	XXX	XXX
78	JACQUET, Todd	12/12	START	START	START	START	START	START	START	START	START	START	START	START
9	JOHNSON, Chris	9/3	XXX	XXX	XXX	XXX	XXX	START	...	XXX	START	START
74	JOHNSON, Devon	1/-	...	XXX
99	JOHNSON, Tyler	5/4	XXX	START	...	START	START	START
84	JONES, Charles	4/1	START	XXX	...	XXX	XXX
90	KENNEDY, Robert	10/7	START	START	XXX	XXX	XXX	START	START	START	START	START
37	KEYES, T.	7/-	...	XXX	...	XXX	XXX	...	XXX	XXX	XXX	XXX
72	LEGLUE, John	12/12	START	START	START	START	START	START	START	START	START	START	START	START
21	LEWIS, Donnie	10/10	START	START	START	START	START	START	START	START	START	START
24	LEWIS, Eric	4/-	XXX	XXX	XXX	XXX
32	LOFTON, Stephon	7/-	...	XXX	XXX	XXX	...	XXX	...	XXX	XXX	XXX
62	LOGAN, Steven	1/-	...	XXX
56	MARBLEY, R.J.	11/2	XXX	XXX	XXX	XXX	...	XXX	START	START	XXX	XXX	XXX	XXX
2	MARLEY, Nico	12/12	START	START	START	START	START	START	START	START	START	START	START	START
53	MACLEOD, K.	2/-	...	XXX	XXX
46	MEDINA, Sergio	5/-	...	XXX	XXX	XXX	XXX	...	XXX
86	MOONEY, Darnell	12/8	XXX	XXX	XXX	START	START	START	START	START	XXX	START	START	START
20	NAPOLEON, Chase	7/-	...	XXX	XXX	XXX	XXX	XXX	XXX	XXX	...
17	NICKERSON, P.	11/11	START	START	START	START	START	START	START	START	START	START	...	START
81	OWENS, D.J.	9/2	XXX	XXX	XXX	...	XXX	XXX	XXX	XXX	START	START
25	ROUNDS, Josh	12/-	XXX	XXX	XXX	XXX	XXX	XXX	XXX	XXX	XXX	XXX	XXX	XXX
79	SANTA MARINA, K.	8/6	XXX	XXX	...	START	START	START	START	START	START
83	SCOTT, Trey	9/-	...	XXX	XXX	XXX	XXX	XXX	XXX	XXX	XXX	XXX
19	SHENALL, Taris	12/3	XXX	XXX	XXX	XXX	XXX	XXX	START	XXX	START	START	XXX	XXX
77	SMART, Tanzel	12/12	START	START	START	START	START	START	START	START	START	START	START	START
71	STEWART, Jason	6/-	...	XXX	XXX	...	XXX	XXX	XXX	...	XXX
31	STRICKLAND, M.	1/-	XXX
75	TAYLOR, Chris	12/12	START	START	START	START	START	START	START	START	START	START	START	START
38	TEAMER, R.	12/12	START	START	START	START	START	START	START	START	START	START	START	START
52	THOMAS, Eric	12/2	START	XXX	XXX	XXX	XXX	XXX	XXX	XXX	XXX	XXX	XXX	START
33	THOMPSON, L.	12/1	XXX	XXX	XXX	XXX	XXX	XXX	XXX	XXX	XXX	XXX	XXX	START
13	TOWNSEND, W.	3/-	XXX	XXX	XXX
22	WADLEIGH, M.	12/-	XXX	XXX	XXX	XXX	XXX	XXX	XXX	XXX	XXX	XXX	XXX	XXX
91	WASHINGTON, E.	12/1	XXX	XXX	START	XXX	XXX	XXX	XXX	XXX	XXX	XXX	XXX	XXX
93	WASHINGTON, J.	10/2	...	XXX	XXX	...	XXX	XXX	XXX	XXX	START	START	XXX	XXX
92	WILLIAMS, Daren	11/-	XXX	XXX	XXX	XXX	...	XXX	XXX	XXX	XXX	XXX	XXX	XXX
94	WILSON, Sean	12/11	START	START	XXX	START	START	START	START	START	START	START	START	START
57	WOULLARD, Peter	7/4	XXX	XXX	XXX	START	START	START	START
47	ZUCKERMAN, A.	3/-	...	XXX	XXX	XXX

2016 TEAM GAME-BY-GAME

TULANE STATISTICS

Date	Opponent	Rushing				Receiving				Passing				Kick Returns				Punt Returns				tot off
		no	yds	td	lg	no	yds	td	lg	cp-at-int	yds	td	lg	no	yds	td	lg	no	yds	td	lg	
Sep 01, 2016	at Wake Forest	47	146	0	25	12	134	0	46	12-23-0	134	0	46	1	22	0	22	2	10	0	10	280
Sep 10, 2016	SOUTHERN	57	437	7	63	2	12	0	7	2-6-1	12	0	7	4	135	1	86	1	0	0	0	449
Sep 17, 2016	NAVY	47	240	2	36	3	21	0	11	3-12-0	21	0	11	3	55	0	21	1	3	0	3	261
Sep 24, 2016	UL LAFAYETTE	48	130	0	10	13	181	4	34	13-26-1	181	4	34	1	10	0	10	0	0	0	0	311
Oct. 1, 2016	at Massachusetts	64	280	3	19	11	168	1	38	11-21-0	168	1	38	2	43	0	31	2	9	0	7	448
Oct 14, 2016	MEMPHIS	44	169	1	36	11	144	1	28	11-30-1	144	1	28	3	53	0	22	2	3	0	3	313
Oct 22, 2016	at Tulsa	49	355	4	84	3	37	0	19	3-19-0	37	0	19	4	86	0	24	1	0	0	0	392
Oct 29, 2016	SMU	46	227	2	67	13	164	2	33	13-26-1	164	2	33	5	126	0	40	1	0	0	0	391
Nov 05, 2016	at UCF	64	280	1	26	5	68	0	20	5-21-3	68	0	20	1	20	0	20	0	0	0	0	348
Nov 12, 2016	at Houston	36	100	0	24	21	241	2	28	21-42-0	241	2	28	3	76	0	31	2	12	0	23	341
Nov 19, 2016	TEMPLE	33	118	0	20	4	24	0	7	4-13-0	24	0	7	5	86	0	38	0	0	0	0	142
Nov 26, 2016	at UConn	56	255	5	45	11	166	0	37	11-19-1	166	0	37	0	0	0	0	3	25	0	0	421
	TULANE	591	2737	25	84	109	1360	10	46	109-258-8	1360	10	46	32	712	1	86	15	62	0	23	4097
	Opponent	472	1911	20	62	187	2463	17	54	187-344-12	2463	17	54	30	522	0	39	15	31	0	9	4374

Date	Opponent	Tackles			tfl-yds	Sacks no-yds	Fumble		Pass Def		Blkd pbu	Blkd kick	PAT Attempts			pts	
		ua	a	tot			ff	fr-yds	int-yds	QBH			kick	rush	rcv		saf
Sep 01, 2016	at Wake Forest	31	20	51	5.0-12	1.0-3	0	0-0	0-0	0	3	0	0-0	0	0	0	3
Sep 10, 2016	SOUTHERN	37	12	49	5.0-17	1.0-10	2	2-0	2-96	0	1	1	9-9	0	0	0	66
Sep 17, 2016	NAVY	44	22	66	7.0-30	3.0-20	1	2-0	0-0	0	3	0	2-2	0	0	0	14
Sep 24, 2016	UL LAFAYETTE	65	28	93	11.0-50	6.0-38	1	2-34	2-49	1	3	0	3-3	0	1	0	41
Oct. 1, 2016	at Massachusetts	22	32	54	2.0-11	2.0-7	2	1-0	1-0	0	3	0	4-4	0	0	0	31
Oct 14, 2016	MEMPHIS	44	14	58	7.0-29	3.0-21	2	2-0	1-5	0	6	0	2-2	0	0	0	14
Oct 22, 2016	at Tulsa	40	50	90	6.0-13	1.0-3	0	2-0	0-0	1	1	0	3-3	0	0	0	27
Oct 29, 2016	SMU	46	22	68	11.0-48	4.0-28	1	0-0	2-26	0	0	0	4-4	0	0	0	31
Nov 05, 2016	at UCF	29	22	51	5.0-23	1.0-10	1	1-0	1-0	4	1	0	1-0	0	0	0	6
Nov 12, 2016	at Houston	31	36	67	13.0-49	4.0-29	0	1-0	1-2	4	2	0	1-1	0	1	0	18
Nov 19, 2016	TEMPLE	56	14	70	9.0-24	0.0-0	0	0-0	0-0	0	2	0	0-0	0	0	0	0
Nov 26, 2016	at UConn	29	20	49	6.0-21	3.0-10	2	2-0	2-38	3	3	2	5-5	0	0	0	38
	TULANE	474	292	766	87.0-327	29.0-179	12	15-34	12-216	13	28	3	34-33	0	2	0	289
	Opponent	487	388	875	73.0-256	21.0-139	8	10-30	8-147	20	36	4	38-36	1	1	1	332

Date	Opponent	Punting				Field Goals						Kickoffs						
		no	yds	avg	long	blkd	tb	fc	50+	i20	md-att	long	blkd	no	yds	avg	tb	ob
Sep 01, 2016	at Wake Forest	5	209	41.8	46	0	1	1	0	2	2-1	41	1	2	129	64.5	1	0
Sep 10, 2016	SOUTHERN	0	0	0.0	0	0	0	0	0	0	1-1	25	0	11	680	61.8	4	0
Sep 17, 2016	NAVY	5	201	40.2	44	0	0	3	0	2	1-0	0	0	3	195	65.0	3	0
Sep 24, 2016	UL LAFAYETTE	11	405	36.8	54	1	0	3	1	4	4-4	48	0	5	320	64.0	3	0
Oct. 1, 2016	at Massachusetts	4	112	28.0	39	0	0	0	0	2	1-1	22	0	6	377	62.8	2	0
Oct 14, 2016	MEMPHIS	7	319	45.6	59	0	2	3	3	0	1-0	0	0	2	120	60.0	0	0
Oct 22, 2016	at Tulsa	7	320	45.7	58	0	0	1	4	5	2-0	0	1	4	211	52.8	2	0
Oct 29, 2016	SMU	7	288	41.1	47	0	0	3	0	3	1-1	43	0	6	350	58.3	2	1
Nov 05, 2016	at UCF	4	172	43.0	53	0	1	1	1	1	1-0	0	0	2	124	62.0	0	1
Nov 12, 2016	at Houston	9	336	37.3	45	0	1	6	0	1	1-1	41	0	2	43	21.5	0	0
Nov 19, 2016	TEMPLE	8	314	39.2	62	0	0	3	1	3	0-0	0	0	1	65	65.0	0	0
Nov 26, 2016	at UConn	6	212	35.3	45	0	0	1	0	2	1-1	23	0	7	393	56.1	2	0
	TULANE	73	2888	39.6	62	1	5	25	10	25	16-10	48	2	51	3007	59.0	19	2
	Opponent	71	2845	40.1	69	2	8	21	12	23	15-12	50	1	60	3738	62.3	27	1

2016 GAME HIGHS

TULANE INDIVIDUAL GAME HIGHS

Rushes.....	23	THOMPSON, Lazedrick at UConn (Nov 26, 2016)
Yards Rushing.....	166	ROUNDS, Josh at Tulsa (Oct 22, 2016)
TD Rushes.....	3	HILLIARD, Dontrell vs Southern (Sep 10, 2016)
.....		THOMPSON, Lazedrick at UConn (Nov 26, 2016)
Long Rush.....	84	ROUNDS, Josh at Tulsa (Oct 22, 2016)
Pass attempts.....	42	CUIELLETTE, Glen at Houston (Nov 12, 2016)
Pass completions.....	21	CUIELLETTE, Glen at Houston (Nov 12, 2016)
Yards Passing.....	241	CUIELLETTE, Glen at Houston (Nov 12, 2016)
TD Passes.....	4	CUIELLETTE, Glen vs UL Lafayette (Sep 24, 2016)
Long Pass.....	46	CUIELLETTE, Glen at Wake Forest (Sep 01, 2016)
Receptions.....	7	ENCALADE, Terren vs UL Lafayette (Sep 24, 2016)
.....		ENCALADE, Terren at Massachusetts (10/01/16)
.....		MOONEY, Darnell at Houston (Nov 12, 2016)
Yards Receiving.....	125	ENCALADE, Terren at Massachusetts (10/01/16)
TD Receptions.....	3	ENCALADE, Terren vs UL Lafayette (Sep 24, 2016)
Long Reception.....	46	ROUNDS, Josh at Wake Forest (Sep 01, 2016)
Field Goals.....	4	DiROCCO, Andrew vs UL Lafayette (Sep 24, 2016)
Long Field Goal.....	48	DiROCCO, Andrew vs UL Lafayette (Sep 24, 2016)
Punts.....	10	BLOCK, Zachary vs UL Lafayette (Sep 24, 2016)
Punting Avg.....	45.7	BLOCK, Zachary at Tulsa (Oct 22, 2016)
Long Punt.....	62	BLOCK, Zachary vs Temple (Nov 19, 2016)
Punts inside 20.....	5	BLOCK, Zachary at Tulsa (Oct 22, 2016)
Long Punt Return.....	23	BADIE, Sherman at Houston (Nov 12, 2016)
Long Kickoff Return.....	86	BADIE, Sherman vs Southern (Sep 10, 2016)
Tackles.....	14	MARLEY, Nico vs NAVY (Sep 17, 2016)
Sacks.....	2.0	MARLEY, Nico vs NAVY (Sep 17, 2016)
.....		CARROLL, Quinlan vs UL Lafayette (Sep 24, 2016)
.....		WILSON, Sean vs Memphis (Oct 14, 2016)
.....		ARUNA, Ade vs SMU (Oct 29, 2016)
Tackles For Loss.....	3.5	MARLEY, Nico at Houston (Nov 12, 2016)
.....		SMART, Tanzel vs Temple (Nov 19, 2016)
Interceptions.....	1	NICKERSON, Parry vs Southern (Sep 10, 2016)
.....		MARLEY, Nico vs Southern (Sep 10, 2016)
.....		NICKERSON, Parry vs UL Lafayette (Sep 24, 2016)
.....		LEWIS, Donnie vs UL Lafayette (Sep 24, 2016)
.....		FRANKLIN, Jarrod at Massachusetts (10/01/16)
.....		ALLEN, Richard vs Memphis (Oct 14, 2016)
.....		SHENALL, Taris vs SMU (Oct 29, 2016)
.....		CARROLL, Quinlan vs SMU (Oct 29, 2016)
.....		NICKERSON, Parry at UCF (Nov 05, 2016)
.....		LEWIS, Donnie at Houston (Nov 12, 2016)
.....		NICKERSON, Parry at UConn (Nov 26, 2016)
.....		TEAMER, Roderic at UConn (Nov 26, 2016)

TULANE TEAM GAME HIGHS

Rushes.....	64	at Massachusetts (10/01/16)
.....		at UCF (Nov 05, 2016)
Yards Rushing.....	437	vs Southern (Sep 10, 2016)
Yards Per Rush.....	7.7	vs Southern (Sep 10, 2016)
TD Rushes.....	7	vs Southern (Sep 10, 2016)
Pass attempts.....	42	at Houston (Nov 12, 2016)
Pass completions.....	21	at Houston (Nov 12, 2016)
Yards Passing.....	241	at Houston (Nov 12, 2016)
Yards Per Pass.....	8.7	at UConn (Nov 26, 2016)
TD Passes.....	4	vs UL Lafayette (Sep 24, 2016)
Total Plays.....	85	at Massachusetts (10/01/16)
.....		at UCF (Nov 05, 2016)
Total Offense.....	449	vs Southern (Sep 10, 2016)
Yards Per Play.....	7.1	vs Southern (Sep 10, 2016)
Points.....	66	vs Southern (Sep 10, 2016)
Sacks By.....	6	vs UL Lafayette (Sep 24, 2016)
First Downs.....	27	at Massachusetts (10/01/16)
Penalties.....	10	vs SMU (Oct 29, 2016)
Penalty Yards.....	100	vs SMU (Oct 29, 2016)
Turnovers.....	5	at UCF (Nov 05, 2016)
Interceptions By.....	2	vs Southern (Sep 10, 2016)
.....		vs UL Lafayette (Sep 24, 2016)
.....		vs SMU (Oct 29, 2016)
.....		at UConn (Nov 26, 2016)
Punts.....	11	vs UL Lafayette (Sep 24, 2016)
Punting Avg.....	45.7	at Tulsa (Oct 22, 2016)
Long Punt.....	62	vs Temple (Nov 19, 2016)
Punts inside 20.....	5	at Tulsa (Oct 22, 2016)
Long Punt Return.....	23	at Houston (Nov 12, 2016)

OPPONENT INDIVIDUAL GAME HIGHS

Rushes.....	38	McGuire, Elijah, vs UL Lafayette (Sep 24, 2016)
Yards Rushing.....	190	FLANDERS, J., at Tulsa (Oct 22, 2016)
TD Rushes.....	2	McGuire, Elijah, vs UL Lafayette (Sep 24, 2016)
.....		FLANDERS, J., at Tulsa (Oct 22, 2016)
.....		WEST, Braeden, vs SMU (Oct 29, 2016)
Long Rush.....	62	NEWSOME, Arkeel, at UConn (Nov 26, 2016)
Pass attempts.....	38	Jennings, A., vs UL Lafayette (Sep 24, 2016)
Pass completions.....	21	FERGUSON, Riley, vs Memphis (Oct 14, 2016)
Yards Passing.....	337	WALKER, Phillip, vs Temple (Nov 19, 2016)
TD Passes.....	3	EVANS, D., at Tulsa (Oct 22, 2016)
Long Pass.....	54	HICKS, Ben, vs SMU (Oct 29, 2016)
Receptions.....	9	BONNER, Linell, at Houston (Nov 12, 2016)
.....		BRYANT, Ventell, vs Temple (Nov 19, 2016)
.....		THOMAS, Noel, at UConn (Nov 26, 2016)
Yards Receiving.....	168	BRYANT, Ventell, at Temple (Nov 19, 2016)
TD Receptions.....	2	Isabella, A., at Massachusetts (10/01/16)
.....		PROCHE, James, vs SMU (Oct 29, 2016)
Long Reception.....	54	PROCHE, James, vs SMU (Oct 29, 2016)
Field Goals.....	4	Artigue, Stevie, vs UL Lafayette (Sep 24, 2016)
Long Field Goal.....	50	ELLIOTT, Jake, vs Memphis (Oct 14, 2016)
Punts.....	11	ROY, Dane, at Houston (Nov 12, 2016)
Punting Avg.....	48.0	JACOBS, Nick, vs Memphis (Oct 14, 2016)
Long Punt.....	69	SACKVILLE, J., vs SMU (Oct 29, 2016)
Punts inside 20.....	6	ROY, Dane, at Houston (Nov 12, 2016)
Long Punt Return.....	9	MILLER, Anthony, vs Memphis (Oct 14, 2016)
Long Kickoff Return.....	39	Allen, J., at Massachusetts (10/01/16)
Tackles.....	24	MELIFONWU, Obi, at UConn (Nov 26, 2016)
Sacks.....	3.0	BOWSER, Tyus, at Houston (Nov 12, 2016)
Tackles For Loss.....	3.5	BOWSER, Tyus, at Houston (Nov 12, 2016)
Interceptions.....	2	GRIFFIN, Shqll, at UCF (Nov 05, 2016)

OPPONENT TEAM GAME HIGHS

Rushes.....	63	vs UL Lafayette (Sep 24, 2016)
Yards Rushing.....	330	at Tulsa (Oct 22, 2016)
Yards Per Rush.....	7.7	at UConn (Nov 26, 2016)
TD Rushes.....	3	vs NAVY (Sep 17, 2016)
.....		at Tulsa (Oct 22, 2016)
.....		vs SMU (Oct 29, 2016)
Pass attempts.....	38	vs UL Lafayette (Sep 24, 2016)
Pass completions.....	21	vs Memphis (Oct 14, 2016)
.....		at Houston (Nov 12, 2016)
Yards Passing.....	337	vs Temple (Nov 19, 2016)
Yards Per Pass.....	10.3	at Tulsa (Oct 22, 2016)
TD Passes.....	3	at Tulsa (Oct 22, 2016)
Total Plays.....	101	vs UL Lafayette (Sep 24, 2016)
Total Offense.....	566	at Tulsa (Oct 22, 2016)
Yards Per Play.....	7.0	at Tulsa (Oct 22, 2016)
Points.....	50	at Tulsa (Oct 22, 2016)
Sacks By.....	4	at Wake Forest (Sep 01, 2016)
.....		at Tulsa (Oct 22, 2016)
First Downs.....	29	at Tulsa (Oct 22, 2016)
Penalties.....	7	at Massachusetts (10/01/16)
.....		vs Memphis (Oct 14, 2016)
.....		at Houston (Nov 12, 2016)
.....		vs Temple (Nov 19, 2016)
Penalty Yards.....	79	vs Memphis (Oct 14, 2016)
Turnovers.....	4	vs Southern (Sep 10, 2016)
.....		vs UL Lafayette (Sep 24, 2016)
.....		at UConn (Nov 26, 2016)
Interceptions By.....	3	at UCF (Nov 05, 2016)
Punts.....	11	at Houston (Nov 12, 2016)
Punting Avg.....	45.8	vs Memphis (Oct 14, 2016)
Long Punt.....	69	vs SMU (Oct 29, 2016)
Punts inside 20.....	6	at Houston (Nov 12, 2016)
Long Punt Return.....	9	vs Memphis (Oct 14, 2016)

2016 INDIVIDUAL GAME-BY-GAME



PASSING STATS

#14 CUIELLETTE, G.	Att	Comp	Int	Pct	Yards	TD	Long	Sack	Yds	Effic
Wake Forest	23	12	0	52.2	134	0	46	4	28	101.1
Southern	2	1	1	50.0	5	0	5	0	0	-29.0
UL Lafayette	23	10	1	43.5	165	4	34	2	12	152.4
Massachusetts	20	11	0	55.0	168	1	38	1	5	142.1
Memphis	30	11	1	36.7	144	1	28	1	5	81.3
Tulsa	19	3	0	15.8	37	0	19	4	30	32.1
SMU	26	13	1	50.0	164	2	33	2	11	120.7
UCF	21	5	3	23.8	68	0	20	0	0	22.4
Houston	42	21	0	50.0	241	2	28	3	17	113.9
Temple	12	3	0	25.0	17	0	7	0	0	36.9
UConn	19	11	1	57.9	166	0	37	0	0	120.8
TOTALS	237	101	8	42.6	1309	10	46	18	112	96.2

#1 BRANTLEY, J.	Att	Comp	Int	Pct	Yards	TD	Long	Sack	Yds	Effic
Southern	4	1	0	25.0	7	0	7	0	0	39.7
NAVY	12	3	0	25.0	21	0	11	1	12	39.7
UL Lafayette	3	3	0	100.0	16	0	12	1	9	144.8
Massachusetts	1	0	0	0.0	0	0	0	0	0	0.0
Temple	1	1	0	100.0	7	0	7	1	6	158.8
TOTALS	21	8	0	38.1	51	0	12	3	27	58.5

RUSHING	No-Yds/TD	WF	SUBR	NAVY	UL	UMASS MEM	TLS	SMU	UCF	HOU	TEM	UCONN	
HILLIARD, D.	135-759/9	7-36/0	10-103/3	16-97/1	16-49/0	22-99/1	8-21/0	12-124/2	13-111/1	18-84/1	8-13/0	5-22/0	DNP
ROUNDS, Josh	125-758/7	1-3/0	11-66/2	11-75/1	10-45/0	16-77/1	7-33/0	15-166/1	7-58/0	13-48/0	8-72/0	10-37/0	16-78/2
THOMPSON, L.	87-506/7	6-21/0	4-28/2	6-20/0	7-30/0	8-54/1	8-69/0	7-66/1	3-8/0	9-60/0	2-20/0	4-22/0	23-108/3
CUIELLETTE, G.	120-216/1	22-54/0	5-20/0	2--4/0	6--5/0	12-60/0	18-35/1	9--12/0	13-29/0	11-18/0	13--10/0	3-6/0	6-25/0
BRANTLEY, J.	46-202/0	DNP	11-119/0	10-29/0	8-7/0	3-1/0	DNP	2-7/0	3--2/0	DNP	DNP	7-33/0	2-8/0
BADIE, Sherman	43-169/1	7-26/0	5-40/0	DNP	DNP	DNP	DNP	4-4/0	6-20/1	10-47/0	4-7/0	3-3/0	4-22/0
ENCALADE, T.	5-41/0	-	-	2-23/0	-	-	-	-	-	2-23/0	-1--5/0	-	-
BRADWELL, D.	11-33/0	4-6/0	4-15/0	DNP	DNP	DNP	DNP	DNP	DNP	DNP	DNP	DNP	3-12/0
A. Zuckerman	4-26/0	DNP	4-26/0	DNP	DNP	DNP	-	DNP	DNP	-	DNP	DNP	DNP
MOONEY, Darnell	4-22/0	-	-	-	1-4/0	-	2-14/0	-	-	-	-	1-4/0	-
GLENN, Devin	2-9/0	-	1-6/0	-	-	-	-	-	1-3/0	-	DNP	-	-
BERTRAND, Jared	1-7/0	DNP	1-7/0	DNP	DNP	DNP	DNP	DNP	DNP	DNP	DNP	DNP	DNP
SCOTT, Trey	2-7/0	DNP	1-7/0	-	-	-	-	-	1-0/0	-DNP	DNP	DNP	-
TEAM	6--18/0	DNP	-	DNP	-	3--11/0	1--3/0	DNP	DNP	DNP	1--2/0	DNP	1--2/0

RECEIVING	No-Yds/TD	WF	SUBR	NAVY	UL	UMASS MEM	TLS	SMU	UCF	HOU	TEM	UCONN	
ENCALADE, T.	36-500/6	4-19/0	1-5/0	-	7-103/3	7-125/1	3-47/0	1-3/0	4-75/2	1-20/0	5-41/0	1-5/0	2-57/0
MOONEY, Darnell	24-267/2	-	-	-	3-51/1	3-25/0	4-45/0	1-19/0	1-8/0	2-23/0	7-63/1	1-7/0	2-26/0
DACE, Larry	15-169/0	4-38/0	-	-	-	DNP	-	1-15/0	2-22/0	-	4-55/0	-	4-39/0
HILLIARD, D.	9-114/0	1-8/0	-	2-16/0	1-12/0	-	1-28/0	-	3-35/0	-	1-15/0	-	DNP
ROUNDS, Josh	6-84/0	1-46/0	-	-	1--1/0	-	1-10/0	-	-	-	1-15/0	1-5/0	1-9/0
ARDOIN, Kendall	4-80/1	DNP	1-7/0	-	-	-	1-20/1	-	DNP	-	1-21/0	-	1-32/0
BREAUX, Devon	3-38/0	1-17/0	-	1-5/0	1-16/0	-	-	-	-	DNP	DNP	DNP	DNP
GLENN, Devin	3-32/0	-	-	-	-	-	-	-	2-25/0	DNP	DNP	1-7/0	-
OWENS, D.J.	1-28/1	-	-	-	DNP	-	DNP	DNP	-	-	1-28/1	-	-
JOHNSON, Chris	1-18/0	-	-	-	-	1-18/0	-	DNP	-	-	-DNP	DNP	-
SCOTT, Trey	2-14/0	DNP	-	-	-	-	-	-	2-14/0	-	-DNP	DNP	-
BADIE, Sherman	2-13/0	-	-	DNP	DNP	DNP	DNP	-	1-10/0	-	-	1-3/0	-
COOPER, Tristan	1-3/0	DNP	DNP	DNP	DNP	DNP	DNP	DNP	DNP	DNP	1-3/0	DNP	-
THOMPSON, L.	2-0/0	1-6/0	-	-	-	-	1--6/0	-	-	-	-	-	-

2016 INDIVIDUAL GAME-BY-GAME

TACKLES

	UA-A	TOT	WF	SUBR	NAVY	UL	UMASS	MEM	TLS	SMU	UCF	HOU	TEM	UCONN
MARLEY, Nico	55-33	88	4-1	3-1	11-3	5-6	1-3	4-3	2-5	9-1	3-2	5-6	5-0	3-2
FRANKLIN, J.	45-34	79	3-4	0-1	6-3	4-3	0-5	2-3	6-3	6-5	6-1	4-2	5-3	3-1
SMART, Tanzel	34-33	67	3-1	1-0	1-5	7-3	1-3	4-3	3-5	2-0	2-5	2-4	5-1	3-3
TEAMER, R.	36-22	58	3-0	0-1	6-2	6-0	1-3	6-0	1-7	2-3	2-2	3-1	3-1	3-2
HARRIS, Zachery	23-22	45	-	3-1	DNP	4-1	4-4	1-0	DNP	4-1	0-3	2-8	5-4	DNP
ARUNA, Ade	26-17	43	2-2	1-1	1-2	3-2	0-1	3-1	4-0	6-2	1-3	1-1	3-0	1-2
LEWIS, Donnie	31-8	39	1-1	1-1	5-1	7-1	4-0	2-0	DNP	DNP	2-1	1-2	7-1	1-0
MARBLEY, R.J.	26-10	36	1-1	5-0	2-2	3-1	DNP	5-1	6-5	-	-	-	-	4-0
ALLEN, Richard	27-5	32	3-2	2-1	2-0	2-0	4-2	3-0	4-0	1-0	DNP	1-0	4-0	1-0
NICKERSON, P.	20-9	29	0-1	1-0	2-1	1-2	1-1	3-1	1-2	4-0	5-0	-	DNP	2-1
KENNEDY, Robert	15-12	27	2-1	-	DNP	DNP	-	-	5-5	1-2	1-0	2-2	3-1	1-1
WILSON, Sean	12-14	26	1-1	-	-	2-3	1-2	3-1	1-2	-	0-3	0-1	3-0	1-1
SHENALL, Taris	17-7	24	1-0	4-0	1-1	2-0	-	1-0	0-1	3-2	1-0	4-2	-	0-1
THOMAS, Eric	12-11	23	3-3	3-1	-	-	0-1	1-0	0-1	0-2	1-0	-	1-0	3-3
WASHINGTON, E.	11-9	20	-	2-1	-	2-2	1-0	1-0	0-1	0-1	-	4-2	1-0	0-2
HARPER, Will	13-7	20	1-1	3-1	-	2-1	0-1	2-0	0-2	-	1-0	-	4-0	0-1
JACKSON, Luke	14-6	20	1-0	-	-	1-0	1-0	-	3-1	1-0	2-1	1-2	2-2	2-0
CARROLL, Q.	11-4	15	1-1	1-1	1-0	5-1	-	1-0	DNP	2-1	DNP	DNP	DNP	DNP
WILLIAMS, Daren	6-8	14	-	1-0	-	3-1	DNP	-	0-5	1-0	1-1	0-1	-	-
BOWIE, Eric	12-2	14	1-0	3-0	-	4-0	2-0	1-0	1-1	0-1	DNP	DNP	DNP	DNP
WOULLARD, Peter	6-7	13	-	1-0	3-2	1-1	0-3	1-1	-	DNP	DNP	DNP	DNP	DNP
HALL, P.J.	5-3	8	-	-	-	-	-	-	0-2	1-1	-	1-0	3-0	DNP
KEYES, T.	6-2	8	DNP	0-1	DNP	-	DNP	DNP	3-0	DNP	1-0	0-1	2-0	-
GLENN, Devin	4-1	5	-	1-0	1-0	-	1-1	-	-	-	-	DNP	-	1-0
BRYANT, Larry	1-2	3	-	-	-	-	0-1	-	0-1	1-0	-	-	-	-
EDWARDS, B.	0-2	2	-	-	-	-	-	-	0-1	-	DNP	DNP	0-1	DNP
ENCALADE, T.	1-1	2	-	-	-	1-0	0-1	-	-	-	-	-	-	-
WASHINGTON, J.	2-0	2	DNP	-	2-0	DNP	-	-	-	-	-	-	-	-
LOFTON, Stephon	1-0	1	DNP	-	DNP	DNP	-	-	DNP	1-0	DNP	-	-	-
WADLEIGH, M.	1-0	1	-	-	-	-	-	-	-	1-0	-	-	-	-
GRAHAM, L.	1-0	1	-	1-0	-	-	-	-	-	-	-	-	-	DNP
EATHERLY, Geron	0-1	1	-	-	-	-	-	-	-	-	-	0-1	-	-

SACKS

	UA-A	TOT	WF	SUBR	NAVY	UL	UMASS	MEM	TLS	SMU	UCF	HOU	TEM	UCONN
SMART, Tanzel	5-1	5.5	1.0-3	-	-	1.0-7	1.0-0	-	-	-	-	1.5-17	-	1.0-5
ARUNA, Ade	5-0	5.0	-	1.0-10	-	-	-	1.0-7	-	2.0-12	-	-	-	1.0-3
WILSON, Sean	3-0	3.0	-	-	-	1.0-4	-	2.0-14	-	-	-	-	-	-
MARLEY, Nico	3-0	3.0	-	-	2.0-13	1.0-10	-	-	-	-	-	-	-	-
CARROLL, Q.	2-0	2.0	-	-	-	2.0-14	-	-	DNP	-	DNP	DNP	DNP	DNP
WOULLARD, Peter	2-0	2.0	-	-	1.0-7	1.0-3	-	-	-	DNP	DNP	DNP	DNP	DNP
TEAMER, R.	2-0	2.0	-	-	-	-	-	-	-	1.0-10	-	-	-	1.0-2
WASHINGTON, E.	2-0	2.0	-	-	-	-	1.0-7	-	-	-	-	1.0-7	-	-
WILLIAMS, Daren	1-0	1.0	-	-	-	-	DNP	-	-	-	1.0-10	-	-	-
FRANKLIN, J.	1-0	1.0	-	-	-	-	-	-	-	-	-	1.0-5	-	-
JACKSON, Luke	1-0	1.0	-	-	-	-	-	-	1.0-3	-	-	-	-	-
LEWIS, Donnie	0-1	0.5	-	-	-	-	-	-	DNP	DNP	-	0.5-0	-	-
THOMAS, Eric	0-1	0.5	-	-	-	-	-	-	-	0.5-3	-	-	-	-
BOWIE, Eric	0-1	0.5	-	-	-	-	-	-	-	0.5-3	DNP	DNP	DNP	DNP

TACKLES FOR LOSS

	UA-A	TOT	WF	SUBR	NAVY	UL	UMASS	MEM	TLS	SMU	UCF	HOU	TEM	UCONN
SMART, Tanzel	16-5	18.5	2.0-6	1.0-1	-	3.0-13	-	1.0-5	1.5-5	1.0-1	0.5-0	3.0-21	3.5-12	2.0-8
MARLEY, Nico	12-4	14.0	1.0-2	-	2.0-13	3.0-15	-	-	0.5-1	3.0-11	-	3.5-7	-	1.0-7
ARUNA, Ade	10-0	10.0	-	1.0-10	1.0-2	-	-	2.0-8	-	3.0-14	-	1.0-2	1.0-5	1.0-3
CARROLL, Q.	6-0	6.0	-	1.0-1	1.0-2	3.0-15	-	-	DNP	1.0-3	DNP	DNP	DNP	DNP
JACKSON, Luke	3-4	5.0	-	-	-	-	-	-	2.0-5	-	1.5-8	0.5-1	1.0-1	-
WILSON, Sean	5-0	5.0	-	-	-	1.0-4	1.0-4	2.0-14	-	-	-	-	-	1.0-1
WASHINGTON, E.	3-2	4.0	-	1.0-3	-	-	1.0-7	-	-	-	-	2.0-10	-	-
TEAMER, R.	4-0	4.0	1.0-2	-	1.0-5	-	-	-	-	1.0-10	-	-	-	1.0-2
HARRIS, Zachery	2-4	4.0	-	-	DNP	-	-	-	DNP	1.0-3	0.5-2	0.5-2	2.0-3	DNP
WILLIAMS, Daren	2-2	3.0	-	1.0-2	-	-	DNP	-	0.5-0	-	1.5-11	-	-	-
KENNEDY, Robert	1-2	2.0	0.5-1	-	DNP	DNP	-	-	0.5-1	-	-	1.0-1	-	-
LEWIS, Donnie	1-2	2.0	0.5-1	-	-	-	-	-	DNP	DNP	1.0-2	0.5-0	-	-
THOMAS, Eric	1-2	2.0	-	-	-	-	-	1.0-1	0.5-1	0.5-3	-	-	-	-
WOULLARD, Peter	2-0	2.0	-	-	1.0-7	1.0-3	-	-	-	DNP	DNP	DNP	DNP	DNP
FRANKLIN, J.	1-1	1.5	-	-	-	-	-	-	0.5-0	-	-	1.0-5	-	-
MARBLEY, R.J.	1-0	1.0	-	-	-	-	DNP	1.0-1	-	-	-	-	-	-
ALLEN, Richard	1-0	1.0	-	-	-	-	-	-	-	-	DNP	-	1.0-2	-
WASHINGTON, J.	1-0	1.0	DNP	-	1.0-1	DNP	-	-	-	-	-	-	-	-
EDWARDS, B.	0-1	0.5	-	-	-	-	-	-	-	-	DNP	DNP	0.5-1	DNP
BOWIE, Eric	0-1	0.5	-	-	-	-	-	-	-	0.5-3	DNP	DNP	DNP	DNP

2016 INDIVIDUAL GAME-BY-GAME



PUNTING • KICKOFF • FUMBLE • INTERCEPTION RETURNS

PUNT RETURNS	No-Yds	WF	SUBR	NAVY	UL	UMASS	MEM	TLS	SMU	UCF	HOU	TEM	UCONN
HILLIARD, D.	7-25	2-10	-	1-3	-	2-9	2-3	-	-	-	-	-	DNP
BRYANT, Larry	1-24	-	-	-	-	-	-	-	-	-	-	-	1-24
BADIE, Sherman	1-23	-	-	DNP	DNP	DNP	DNP	-	-	-	1-23	-	-
LEWIS, Donnie	2-1	-	-	-	-	-	-	DNP	DNP	-	-	-	2-1
MOONEY, Darnell	1-0	-	-	-	-	-	-	1-0	-	-	-	-	-
FRANKLIN, J.	1-0	-	1-0	-	-	-	-	-	-	-	-	-	-
NICKERSON, P.	2--11	-	-	-	-	-	-	-	1-0	-	1--11	DNP	-

KICK RETURNS	No-Yds	WF	SUBR	NAVY	UL	UMASS	MEM	TLS	SMU	UCF	HOU	TEM	UCONN
BADIE, Sherman	15-417	1-22	4-135	DNP	DNP	DNP	DNP	-	5-126	1-20	3-76	1-38	-
GLENN, Devin	11-191	-	-	2-37	1-10	2-43	-	3-62	-	-	DNP	3-39	-
BREAUX, Devon	4-77	-	-	-	-	-	3-53	1-24	-	DNP	DNP	DNP	DNP
HILLIARD, D.	1-18	-	-	1-18	-	-	-	-	-	-	-	-	DNP
WADLEIGH, M.	1-9	-	-	-	-	-	-	-	-	-	-	1-9	-

INT. RETURNS	No-Yds	WF	SUBR	NAVY	UL	UMASS	MEM	TLS	SMU	UCF	HOU	TEM	UCONN
NICKERSON, P.	4-171	-	1-96	-	1-37	-	-	-	-	1-0	-	DNP	1-38
LEWIS, Donnie	2-14	-	-	-	1-12	-	-	DNP	DNP	-	1-2	-	-
TEAMER, R.	1-0	-	-	-	-	-	-	-	-	-	-	-	1-0
SHENALL, Taris	1-23	-	-	-	-	-	-	-	1-23	-	-	-	-
MARLEY, Nico	1-0	-	1-0	-	-	-	-	-	-	-	-	-	-
ALLEN, Richard	1-5	-	-	-	-	-	1-5	-	-	DNP	-	-	-
FRANKLIN, J.	1-0	-	-	-	-	1-0	-	-	-	-	-	-	-
CARROLL, Q.	1-3	-	-	-	-	-	-	DNP	1-3	DNP	DNP	DNP	DNP

FUMBLE RET	No-Yds	WF	SUBR	NAVY	UL	UMASS	MEM	TLS	SMU	UCF	HOU	TEM	UCONN
WOULLARD, Peter	1-34	-	-	-	1-34	-	-	-	DNP	DNP	DNP	DNP	DNP

SPECIAL TEAMS TACKLES

Name	UT-AT-TT	FF-FR	Blk
BOWIE, Eric	8	5	3
JACKSON, Luke	5	2	3
GLENN, Devin	4	3	1
ALLEN, Richard	4	3	1
HARPER, Will	3	3	0
BRYANT, Larry	3	3	0
TEAMER, Roderic	2	2	0
WADLEIGH, Marshall	1	1	0
EATHERLY, Geron	1	0	1
FRANKLIN, Jarrod	1	0	1
NICKERSON, Parry	1	1	0
MARLEY, Nico	1	1	0
GRAHAM, Lawrence	1	1	0
TOTALS	35	25	10

TIME OF POSSESSION

Game	Tulane	Opponent	Difference
Sept. 1 • at Wake Forest	34:56	25:04	9:52
Sept. 10 • Southern	33:12	26:48	6:24
Sept. 17 • Navy	28:54	31:06	-2:12
Sept. 24 • Louisiana-Lafayette	28:50	31:10	-2:20
Oct. 1 • at Massachusetts	40:30	19:30	21:00
Oct. 14 • Memphis	32:32	27:28	5:04
Oct. 22 • at Tulsa	27:37	32:23	-4:46
Oct. 29 • SMU	31:39	28:21	3:18
Nov. 5 • at UCF	39:50	20:10	19:40
Nov. 12 • at Houston	31:28	28:32	2:56
Nov. 19 • Temple	19:54	40:06	-20:12
Nov. 26 • at UConn	39:20	20:40	18:40
Avg/Game	32:23	27:37	4:46

THE LAST TIME

THE TULANE TEAM...

Scored 90+ Points 95 vs UL Lafayette, 10/12/1912
 Scored 80+ Points 84 vs Mississippi College, 10/9/1937
 Scored 70+ Points 72 vs UL Lafayette, 10/31/1998
 Scored 60+ Points 66 vs Southern, 9/10/2016
 Scored 50+ Points 66 vs Southern, 9/10/2016
 Scored 40+ Points 41 vs UL Lafayette, 9/24/2016
 Back-To-Back 40+ Games 55 vs UAB, 10/27/2012
 47 vs Rice, 11/3/2012
 Three Straight 40+ Games 48 vs Houston, 11/21/1998
 63 vs Louisiana Tech, 11/26/1998
 41 vs BYU (Liberty Bowl), 12/31/1998
 49 at Army, 11/14/1998
 48 vs Houston, 11/21/1998
 63 vs Louisiana Tech, 11/26/1998
 41 vs BYU (Liberty Bowl), 12/31/1998
 35 vs Army, 10/28/2006
 27 at UMass, 10/1/2016
 10 at Wake Forest, 9/1/2016
 13 at UConn, 11/26/2016
 638 vs Mississippi College, 10/9/1937
 504 vs Clemson, 11/18/1944
 437 vs Southern, 9/10/2016
 355 at Tulsa, 10/22/2016
 -35 vs UCF, 10/3/2015
 41 vs Tulsa, 11/27/2015
 66 at Houston, 11/12/2016
 476 vs Rice, 11/3/2012
 343 vs Tulsa, 11/27/2015
 343 vs Tulsa, 11/27/2015
 15 vs Georgia Tech, 9/6/2014
 15 vs Georgia Tech, 9/6/2014
 59 vs Navy, 9/17/2016
 124 at UConn, 11/26/2016
 205 Rush/292 Pass vs. Maine, 9/19/2015
 at Tulsa, 10/22/2016
 Josh Rounds 166, Dontrell Hilliard 124
 vs UAB, 10/27/2012
 Ryan Grant 184/Xavier Rush 126
 vs. Maine, 9/19/2015
 Dontrell Hillard 117 Rush/Sherman Badie 118 Receive
 vs McNeese State, 9/26/2009
 André Anderson 199 rush/Jeremy Williams 22 rec
 vs Rice, 11/13/2010
 Orleans Darkwa 113 rush/Ryan Griffin 314 Pass
 vs Rice, 11/13/2010
 Orleans Darkwa 113 rush/Ryan Grant 140 rec/Ryan Griffin 314 Pass
 at Tulsa, 10/22/2016
 Dontrell Hillard (2) , Josh Rounds (1), Lazedrick Thompson (1)
 vs. Southern, 9/10/2016
 Dontrell Hillard (3) , Josh Rounds (2), Lazedrick Thompson (2)
 706 vs UL Lafayette, 10/31/1998
 619 vs UAB, 10/27/2012
 530 vs Tulsa, 11/27/2015
 421 at UConn, 11/26/2016
 140 vs. UConn, 11/7/2015
 140 vs. UConn, 11/7/2015
 140 vs. UConn, 11/7/2015
 287 at Houston, 11/12/2016
 41-39 (40T) vs UL Lafayette, 9/24/2016
 38-31 (2ot) at Tulsa, 8/28/2014
 10-10 vs Miami (Fla.), 11/5/1966
 at Tulsa, 8/28/2014
 Sherman Badie 90 yds {td}
 at Tulsa, 10/22/2016
 Josh Rounds 84 yards
 at Tulsa, 10/22/2016
 Josh Rounds 84 yards
 at Tulsa, 10/22/2016
 Josh Rounds 84 yards
 at Tulsa, 10/22/2016
 Josh Rounds 84 yards
 at Army, 11/14/2015
 Teddy Veal 90 yards from Tanner Lee {td}
 at Army, 11/14/2015

Had A 70+ Yard Passing Play
 Had A 60+ Yard Passing Play
 Had A 50+ Yard Passing Play
 Had Two Drives of 90+ Yards
 Had 100+ Tackles
 Had 90+ Tackles
 Had 8+ Sacks
 Had 7+ Sacks
 Had 15+ Tackles For Loss
 Had 10+ Tackles For Loss
 Forced 5 Fumbles
 Forced 4 Fumbles
 Had 4 Fumble Recoveries
 Had 3 Fumble Recoveries
 Had 10+ Pass Breakups
 Had 8+ Pass Breakups
 Had 5+ Interceptions
 Had 4+ Interceptions
 Had 3+ Interceptions
 Forced 8 Total Turnovers
 Forced 5+ Total Turnovers
 Forced 4+ Total Turnovers
 Scored A Safety
 Allowed A Safety
 Returned An Interception For TD
 Allowed An Interception Return For TD
 Returned A Fumble For TD
 Allowed A Fumble Return For TD
 Returned A Punt Return For TD
 Allowed A Punt Return For TD
 Returned A Kickoff For TD
 Allowed A Kickoff Return For TD
 Blocked A Punt
 Allowed A Blocked Punt
 Blocked A Punt For TD
 Allowed A Blocked Punt For TD
 Blocked A Field Goal
 Allowed A Blocked Field Goal
 Blocked A Field Goal For TD
 Allowed A Blocked Field Goal For TD
 Blocked A PAT
 Allowed A Blocked PAT
 Executed An On-Side Kick
 Allowed An On-Side Kick
 Scored A 2-Point Conversion
 Allowed A 2-Point Conversion
 Returned Blocked PAT For Score
 Successfully Faked A Field Goal
 Teddy Veal 90 yards from Tanner Lee {td}
 at Army, 11/14/2015
 Teddy Veal 90 yards from Tanner Lee {td}
 at Army, 11/14/2015
 Dontrell Hilliard 66 yards from Jordy Joseph {td}
 vs Tulsa, 11/27/2015
 Dontrell Hilliard 66 yards from Jordy Joseph {td}
 vs. Maine, 9/19/2015
 6 Plays for 90 Yards, 12 Plays for 94 Yards
 106 (37 solo/74 asst) at Houston, 9/25/2010
 90 (40 solo/50 asst) at Tulsa, 10/22/2016
 9 at SMU, 9/24/2005
 7 vs UCF, 10/3/2015
 15 vs East Carolina, 10/12/2013
 13 at Houston, 11/12/2016
 vs Mississippi State, 9/13/2003
 vs Jackson State, 8/29/2013
 vs Army, 11/16/2002
 at ULM, 9/28/2013
 16 at Louisiana Tech, 9/12/2013
 8 vs Tulsa 11/27/2015
 5 at Army, 9/20/2003
 4 at Houston, 10/8/2014
 3 vs UCF, 10/3/2015
 8 (3 FR/5 INT) at Army, 9/20/2003
 6 (2 Blocks/2 INT/2 FR) at UConn, 11/26/2016
 4 (2 INT/2 FR) vs UL Lafayette, 9/24/2016
 vs UConn, 10/11/2014
 Tyler Gilbert, Royce LaFrance tackle in the endzone
 at Houston, 11/12/2016
 vs Southern, 9/10/2016
 Parry Nickerson 96 yards
 twice at UCF, 11/5/2016
 Shqll Griffin 33 yards & Drico Johnson 86 yards
 at Army, 11/14/2015
 Parry Nickerson, 48 yds
 at Houston, 11/12/2016
 Jeremy Winchester, 11 yards
 vs. Houston, 10/17/2015
 Demarcus Ayers, 73 yds
 at ULM, 9/28/2013
 Rashon Ceaser 88 yds
 vs Southern, 9/10/2016
 Sherman Badie 86 yards
 vs. Duke, 9/3/2014
 DeVon Edwards, 95 yds
 at UConn, 11/26/2016
 Larry Bryant
 vs UL Lafayette, 9/24/2016
 Team block, T.J. Posey returns 2 yards to Tulane 4-yard line
 at East Carolina, 10/9/2004
 Bubba Terranova block, Gabe Ratcliff recovery in endzone
 at Army, 11/14/2015
 Kenneth Brinson 22 yards for TD
 at UConn, 11/26/2016, Jarrod Franklin
 at Tulsa, 10/22/2016, Reggie Robinson
 vs North Texas, 10/5/2013
 Darion Monroe block, Derrick Strozier 62 yds
 at SMU, 11/21/2015
 Zach Wood block, RC Cox 66 yds
 vs Memphis, 10/22/2011; Derrick Strozier
 at UCF, 11/5/2016, A.J. Wooten
 at Houston, 11/12/2016
 Zachary Block recovered
 at Houston, 11/8/2014
 at Houston, 11/12/2016
 Glen Cuiellette pass to Josh Rounds
 at Tulsa, 10/22/2016
 McKinley Whitfield interception return
 vs Memphis, 10/25/2003
 Anthony Cannon block, Jeremy Foreman return
 vs LSU, 11/23/1996
 Adam Moorhead 8 yd run

Successfully Faked A Punt vs. UConn, 11/7/2015
 Rob Kelley takes snap for two-yard run at Memphis, 10/31/2015; Andrew DiRocco 56-0 vs UL-Lafayette, 11/1/1997
 Missed A PAT 31-0 vs Temple, 11/19/2016
 Shutout An Opponent W 12-3 vs UConn, 10/11/2014
 Was Shutout L, 31-0 vs Temple, 11/19/2016
 Held Opponent Without A TD L 9-6 vs Penn State (Liberty Bowl), 12/22/1979
 Failed To Score A TD at UAB, 9/17/2011
 Neither Team Scored A TD Trent Mackey 39 yds, Derrick Strozier 55 yds at LSU, 11/25/1978
 Scored Two TDs Via Interception Return Jeff Roberts and Gary Brown, both recovered in endzone vs Southern Miss, 10/26/1996
 Scored Two TDs Via Blocked Punt Jeff Ligon KOR, Derrick Singleton FR & INT vs Southeastern Louisiana, 9/3/2011
 Scored Three TDs Via Return Matthew Bailey – twice at UConn, 11/26/2016
 Blocked Two Punts Larry Bryant Punt, Jarrod Franklin FG

A TULANE PLAYER...

Ran For 300+ Yards 342 by Matt Forté at SMU, 10/20/2007
 Ran For 250+ Yards 255 by André Anderson vs UTEP, 10/11/2008
 Ran For 200+ Yards 215 by Sherman Badie at Tulsa, 8/28/2014
 Ran For 150+ Yards 166 by Josh Rounds at Tulsa, 10/22/2016
 Ran For 100+ Yards 108 by Lazedrick Thompson at UConn, 11/26/2016
 Ran For 5+ TDs 5 by Matt Forté at Rice, 11/17/2007
 Ran For 4+ TDs 4 by André Anderson vs McNeese State, 9/26/2009
 Ran For 3+ TDs 3 by Lazedrick Thompson at UConn, 11/26/2016
 Ran 40+ Times 44 by Matt Forté vs Memphis, 10/27/2007
 Ran 30+ Times 36 by André Anderson vs SMU, 9/25/2008
 Ran 20+ Times 23 by Lazedrick Thompson at UConn, 11/26/2016
 Ran For 100+ Yards In Consecutive Games Orleans Darkwa 103 at UTSA on 11/9/13, 137 vs UTEP, 11/23/2013
 Ran For 200+ Yards In Consecutive Games Matt Forté In 4 Straight From 10/6 – 10/27/2007
 Completed 35+ Passes 36 by Ryan Griffin vs East Carolina, 11/17/12
 Completed 30+ Passes 36 by Ryan Griffin at Houston, 11/24/12
 Completed 25+ Passes 25 by Tanner Lee at East Carolina, 11/22/2014
 Completed 20+ Passes 23 by Jordy Joseph vs Tulsa 11/27/2015
 Attempted 60+ Passes 66 by Ryan Griffin at Houston, 11/24/2012
 Attempted 50+ Passes 57 by Ryan Griffin vs East Carolina, 11/17/12
 Attempted 40+ Passes 42 by Glen Cuiellette, 11/12/2016
 Passed For 400+ 476 by Ryan Griffin vs Rice, 11/3/2012
 Passed For 350+ Yards 476 by Ryan Griffin vs Rice, 11/3/2012
 Passed For 300+ Yards 343 by Jordy Joseph vs Tulsa 11/27/2015
 Passed For 6+ Touchdowns 6 by Lester Ricard vs UAB, 10/23/2004
 Passed For 5+ Touchdowns 5 by Ryan Griffin vs UAB, 10/27/2012
 Passes For 4+ Touchdowns 4 by Glen Cuiellette vs UL Lafayette 9/24/2016
 Passed For 3+ Touchdowns 4 by Glen Cuiellette vs UL Lafayette 9/24/2016
 Caught 15+ Passes 15 by JaJuan Dawson vs Ole Miss, 10/9/1999
 Caught 10+ Passes 14 by Ryan Grant vs South Alabama, 9/7/13
 Had 250+ Receiving Yards 217 by Jerome McIntosh vs Vanderbilt, 11/18/1989
 Had 200+ Receiving Yards 222 by Jeremy Williams vs McNeese State, 9/26/2009
 Had 150+ Receiving Yards 187 by Ryan Grant vs South Alabama, 9/7/13
 Caught Passes For 100+ Yards 125 by Terren Encalade at UMass, 10/1/2016
 Had 100+ Receiving Yds in Consecutive Games 2 by Terren Encalade in 2016 - 103 vs ULL (9/24); 125 at UMass (10/1)
 Caught 3+ TD Passes 3 Terren Encalade vs UL Lafayette, 9/24/2016
 Caught 2+ TD Passes 2 Terren Encalade vs SMU, 10/29/2016
 Had 300+ All-Purpose Yards 324 (139 rec/145 ret) by Jeremy Williams vs UTEP, 11/7/2009
 Had 250+ All-Purpose Yards 285 (255 rush/30 rec) by André Anderson at UTEP, 10/11/2008
 Had 200+ All-Purpose Yards 221 (215 rush/6 rec/0 ret) by Sherman Badie at Tulsa, 8/28/2014
 Had 450+ Yards Total Offense 465 (-11 rush/476 pass) by Ryan Griffin vs Rice, 11/3/2012

Had 400+ Yards Total Offense 410 (67 rush/343 pass) by Jordy Joseph vs Tulsa 11/27/2015
 Had 350+ Yards Total Offense 410 (67 rush/343 pass) by Jordy Joseph vs Tulsa 11/27/2015
 Scored 5+ Total TDs 5 (all rush)
 Scored 4+ Total TDs 4 (all pass) by Glen Cuiellette vs UL Lafayette, 9/24/2016
 Scored 3+ Total TDs 3 (all rush) by Lazedrick Thompson at UConn, 11/26/2016
 Scored Rushing & Receiving TD Dontrell Hilliard (1 rush/1 rec) at Houston, 11/8/2014
 Threw TD Pass & Scored Rushing TD Ryan Griffin (3 pass/1 rush) vs UTEP, 11/7/2009
 Scored 2 TD Via Interception Return Ernest Crouch vs SMU, 10/27/1945
 Scored 2 Total Defensive TDs Derrick Singleton (FR/INT) vs Southern Miss, 10/26/1996
 Had 20+ Tackles 22 (15 solo/7 asst) by Jerry Phillips at Army, 11/14/1998
 Had 15+ Tackles 15 (13 solo/2 asst) by Nico Marley at Duke, 9/3/2015
 Had 10+ Tackles 10 (3 solo/7 asst) by Zachery Harris at Houston, 11/12/2016
 Had 3+ Sacks 3.0 by Royce LaFrance vs UCF, 10/3/2015
 Had 2+ Sacks 2.0 by Ade Aruna vs SMU, 10/29/2016
 Had 4+ TFL 4.0 by Royce LaFrance vs UCF, 10/3/2015
 Had 3+ TFL 3.5 by Tanzel Smart vs Temple, 11/19/2016
 Had 3+ Interceptions 4 by Jimmy Glisson vs Virginia, 11/19/1949
 Had 2+ Interceptions 2 by Pary Nickerson at Houston, 11/8/2014
 Had 4+ Pass Breakups 4 by Sam Scofield at Louisiana Tech, 9/12/13
 Had 3+ Pass Breakups 3 by Pary Nickerson vs Memphis, 10/14/16
 Made 5+ Field Goals 5 by Cairo Santos vs East Carolina, 10/12/13
 Made 4+ Field Goals 4 by Andrew DiRocco vs UL Lafayette, 9/24/2016
 Made 3+ Field Goals 4 by Andrew DiRocco vs UL Lafayette, 9/24/2016
 Had A 50+ Yard Field Goal 56 by Cairo Santos at ULM, 9/28/13
 Had An 80+ Yard Punt 83 by Casey Roussel vs East Carolina, 10/23/1999
 Had A 70+ Yard Punt 70 by Peter Picerelli at Tulsa, 9/8/2012
 Had A 60+ Yard Punt 62 by Zachary Block vs Temple, 11/19/2016

AN OPPOSING TEAM...

Scored 70+ Points 73 vs Houston, 11/10/11
 Scored 60+ Points 65 at Georgia Tech, 9/12/2015
 Scored 50+ Points 50 at Tulsa, 10/22/2016
 Scored 40+ Points 49 at Temple, 10/10/2015
 Had 30+ First Downs 32 at Memphis, 10/31/2015
 Had 25+ First Downs 26 vs Temple, 11/19/2016
 Allowed 10 Or Fewer 1st Downs 8 vs. Temple, 11/19/2016
 Allowed 15 Or Fewer 1st Downs 8 vs Temple, 11/19/2016
 Rushed For 500+ Yards 519 at SMU, 9/11/1982
 Rushed For 400+ Yards 439 at Georgia Tech, 9/12/2015
 Rushed For 300+ Yards 330 at Tulsa, 10/22/2016
 Allowed 25 Or Fewer Rushing Yards 8 at Temple, 10/10/2015
 Allowed 50 Or Fewer Rushing Yards 34 vs. UConn, 11/7/2015
 Allowed 99 Or Fewer Rushing Yards 34 vs. UConn, 11/7/2015
 Passed For 400+ Yards 438 at Tulsa, 8/28/2014
 Passed For 300+ Yards 337 vs Temple, 11/19/2016
 Allowed 50 Or Fewer Passing Yards 24 vs Temple, 11/19/2016
 Allowed 100 Or Fewer Passing Yards 24 vs Temple, 11/19/2016
 Allowed 150 Or Fewer Passing Yards 24 vs Temple, 11/19/2016
 Rushed/Passed For 200+ Yards at Tulsa, 10/22/2016 (330 Rush/236 Pass) at SMU, 11/21/2015
 Had Two Players With 100+ Rushing Yards Matt Davis 156/Xavier Jones 117 vs BYU, 8/25/2001
 Had Three Players With 100+ Rushing Yards Luke Staley 142/Brandon Doman 115/Brian McDonald 103 vs UCF, 10/3/2015
 Had Two Players With 100+ Receiving Yards D'erren Wilson 114/Chris Johnson 113 vs Louisville, 10/17/1998
 Had Three Players With 100+ Receiving Yards Lavel Boyd 146/Arnold Jackson 132/Charles Sheffield 103 vs SMU, 10/29/2016
 Had 100+ Rusher And 100+ Receiver Braeden West 119 rush/James Proche 164 rec vs SMU, 10/30/2010
 Had 150+ Rusher And 150+ Receiver Zach Line 177 rush/Aldrick Robinson 182 rec

THE LAST TIME

Had 100+ Rusher And 300+ Passer	vs SMU, 10/29/2016 Braeden West 119 rush/Ben Hicks 302 pass	Ran 20+ Times Completed 40+ Passes Completed 35+ Passes	22 by Jahad Thomas of Temple, 11/19/2016 41 by Shane Carden of East Carolina, 10/12/2013 41 by Shane Carden of East Carolina, 10/12/2013
Had 100+ Rusher, 100+ Receiver And 300+ Passer	vs SMU, 10/29/2016 Braeden West 119 rush/James Proche 164 rec/Ben Hicks 302 pass	Completed 30+ Passes Completed 25+ Passes Completed 20+ Passes	32 by Dane Evans of Tulsa 11/27/2015 32 by Dane Evans of Tulsa 11/27/2015 21 by Riley Ferguson of Memphis 10/14/2016
Had 700+ Yards Total Offense	735 vs Houston, 11/10/2011	Attempted 50+ Passes Attempted 40+ Passes Passed For 450+ Yards	53 by Dane Evans of Tulsa, 8/28/2014 42 by Paxton Lynch of Memphis, 10/31/2015 480 by Shane Carden of East Carolina, 10/12/13
Had 600+ Yards Total Offense	622 vs UAB, 10/27/2012	Passed For 400+ Yards Passed For 350+ Yards Passed For 300+ Yards	438 by Dane Evans of Tulsa, 8/28/2014 367 by Dane Evans of Tulsa, 11/27/2015 337 by Phillip Walker of Temple, 11/19/2016
Had 500+ Yards Total Offense	533 vs Temple, 11/19/2016	Passed For 4+ Touchdowns Passed For 3+ Touchdowns Caught 15+ Passes	4 by Gary Nova of Rutgers, 9/27/2014 3 by Dane Evans of Tulsa, 10/22/2016 15 by Keyarris Garrett of Tulsa 11/27/2015
Had 400+ Yards Total Offense	533 vs Temple, 11/19/2016	Caught 10+ Passes Had 250+ Yards Receiving Had 200+ Yards Receiving	15 by Keyarris Garrett of Tulsa 11/27/2015 253 by Roddy White of UAB, 10/23/2004 216 by Keyarris Garrett of Tulsa 11/27/2015
Had 350+ Yards Total Offense	533 vs Temple, 11/19/2016	Had 150+ Yards Receiving Had 100+ Yards Receiving Caught 3+ TD Passes	168 by Ventell Bryant of Temple, 11/19/2016 168 by Ventell Bryant of Temple, 11/19/2016 3 by Chris Johnson of UCF, 10/3/2015
Allowed 150 Or Fewer Yards Total Offense	142 vs. Temple, 11/19/2016	Caught 2+ TD Passes Had 300+ All-Purpose Yards	2 by James Proche of SMU, 10/29/2016 343 (234 rush/109 rec) by Donald Buckram of UTEP, 11/7/2009
Allowed 200 Or Fewer Yards Total Offense	142 vs. Temple, 11/19/2016	Had 250+ All-Purpose Yards	269 (36 rush/233 rec/0 ret) by Keevan Lucas of Tulsa, 8/28/2014
Allowed 250 Or Fewer Yards Total Offense	142 vs. Temple, 11/19/2016	Had 200+ All-Purpose Yards	216 (216 Rcv.) by Keyarris Garrett of Tulsa 11/27/2015
Allowed 300 Or Fewer Yards Total Offense	142 vs. Temple, 11/19/2016	Had 450+ Yards Total Offense	455 (480 pass/-25 rush) by Shane Carden of East Carolina, 10/12/13
Had A 90+ Yard Running Play	at Rutgers, 10/2/2010 Mohamed Sanu 91 yds {td} at Rutgers, 10/2/2010 Mohamed Sanu 91 yds {td}	Had 400+ Yards Total Offense	401 (342 pass/59 rush) by Greg Ward, Jr., of Houston, 11/8/2014
Had An 80+ Yard Running Play	vs Houston, 11/24/2012 Ryan Jakson 72 yds {td} at UConn, 11/26/2016 Arkeel Newsome, 62 yds at Tulsa, 10/22/2016 James Flanders, 50 yards at Rutgers, 9/27/2014 Andrew Turzilli 93 yds from Gary Nova {td} at Rutgers, 9/27/2014 Andrew Turzilli 93 yds from Gary Nova {td}	Had 350+ Yards Total Offense	358 (367 pass/-9 rush) by Dane Evans of Tulsa 11/27/2015
Had A 70+ Yard Running Play	at UConn, 11/26/2016 Arkeel Newsome, 62 yds at Tulsa, 10/22/2016 James Flanders, 50 yards at Rutgers, 9/27/2014 Andrew Turzilli 93 yds from Gary Nova {td}	Scored 5+ Total TDs Scored 4+ Total TDs	5 (all rush) by Tony Jefferey of TCU, 9/13/1986 4 (3 rec/1 punt) by Patrick Edwards of Houston, 11/10/2011
Had A 60+ Yard Running Play	at UConn, 11/26/2016 Arkeel Newsome, 62 yds at Tulsa, 10/22/2016 James Flanders, 50 yards at Rutgers, 9/27/2014 Andrew Turzilli 93 yds from Gary Nova {td}	Scored 3+ Total TDs	3 (2 rush, 1 rec) Elijah McGuire of UL Lafayette, 9/24/2016
Had A 50+ Yard Running Play	at UConn, 11/26/2016 Arkeel Newsome, 62 yds at Tulsa, 10/22/2016 James Flanders, 50 yards at Rutgers, 9/27/2014 Andrew Turzilli 93 yds from Gary Nova {td}	Scored Rushing & Receiving TD	Arkeel Newsome (1 rush/1 rec) of UConn, 11/26/2016
Had An 80+ Yard Passing Play	vs Temple, 12/6/2014 Jahad Thomas 75 yds from P.J. Walker vs UCF, 10/3/2015 Chris Johnson 62 yds from Bo Schneider at UCF, 11/5/2016 Justin Holmon 50 yards to Hayden Jones 107 (27 solo/80 asst) at UMass, 10/1/2016 98 (36 solo/62 asst) at UCF, 11/5/2016	Threw TD Pass & Scored Rushing TD	Ahmad Bradshaw (2 Pass, 1 Rush) of Army, 11/14/2015
Had A 70+ Yard Passing Play	vs Temple, 12/6/2014 Jahad Thomas 75 yds from P.J. Walker vs UCF, 10/3/2015 Chris Johnson 62 yds from Bo Schneider at UCF, 11/5/2016 Justin Holmon 50 yards to Hayden Jones 107 (27 solo/80 asst) at UMass, 10/1/2016 98 (36 solo/62 asst) at UCF, 11/5/2016	Had 100+ Yds Rushing & Receiving	Donald Buckram (234 rush/109 rec) of UTEP, 11/7/2009
Had A 60+ Yard Passing Play	vs UCF, 10/3/2015 Chris Johnson 62 yds from Bo Schneider at UCF, 11/5/2016 Justin Holmon 50 yards to Hayden Jones 107 (27 solo/80 asst) at UMass, 10/1/2016 98 (36 solo/62 asst) at UCF, 11/5/2016	Had 100+ Yds Rushing & Passing	Derrick Fourroux (102 rush/221 pass) of McNeese State, 9/26/2009
Had A 50+ Yard Passing Play	at UCF, 11/5/2016 Justin Holmon 50 yards to Hayden Jones 107 (27 solo/80 asst) at UMass, 10/1/2016 98 (36 solo/62 asst) at UCF, 11/5/2016	Had 2 TD Via Interception Return	Richard Lewis of Georgia Tech, 10/24/1970
Had 100+ Tackles	8 at Tulsa, 9/8/2012	Had 20+ Tackles	24 (16 solo/8 asst) by Marvin Burdette of UAB, 10/27/2012
Had 90+ Tackles	8 at Tulsa, 9/8/2012	Had 15+ Tackles	15 (3 solo/12 asst) by Steve Casali of UMass, 10/1/2016
Had 8+ Sacks	15 at TCU, 11/9/2002	Had 10+ Tackles	11 (6 solo/5 asst) by Tyus Bowser of Houston 11/12/2016
Had 7+ Sacks	10 at Houston, 10/12/16	Had 3+ Sacks	3.0 by Tyus Bowser of Houston, 11/12/2016
Had 15+ Tackles For Loss	6 at Southern Miss, 10/24/2009	Had 2+ Sacks	3.0 by Tyus Bowser of Houston, 11/12/2016
Had 10+ Tackles For Loss	4 vs Army, 10/9/2010	Had 5+ Tackles For Loss	5.0 by Dewayne White of Louisville, 11/3/2001
Forced 5+ Fumbles	at Houston, 9/7/2002	Had 4+ Tackles For Loss	4.5 by D.Thornton of Marshall, 10/29/2005
Forced 4+ Fumbles	at Louisiana Tech, 9/12/2013	Had 3+ Tackles For Loss	3.5 by Tyus Bowser of Houston, 11/12/2016
Had 4 Fumble Recoveries	13 at Houston, 11/24/2012	Had 3+ Interceptions	3 by D'Joun Smith of FAU, 11/2/13
Had 3 Fumble Recoveries	8 vs Temple, 12/6/2014	Had 2+ Interceptions	2 by Shqll Griffin of UCF, 11/5/2016
Had 10+ Pass Breakups	5 at Navy, 11/13/1999	Had 4+ Pass Breakups	5 by Everett Daniels of Houston, 11/24/2012
Had 8+ Pass Breakups	4 at Duke, 9/20/2014	Had 3 Pass Breakups	3 by Tavon Young of Temple, 12/6/2014
Had 5+ Interceptions	3 at UCF, 11/5/2016	Made 5+ Field Goals	5 by Brian Lee of Ole Miss, 8/31/1991
Had 4+ Interceptions	5 (3 INT, 2 FR) at UCF, 11/5/2016	Made 4+ Field Goals	4 by Warren Harvey of East Carolina, 10/12/13
Had 3+ Interceptions	5 (3 INT, 2 FR) at UCF, 11/5/2016	Made 3+ Field Goals	3 by Jake Elliott of Memphis, 10/31/2015
Forced 5+ Total Turnovers	at UCF, 11/5/2016 Shqll Griffin (Int. 33 yards), Drico Johnson (Int. 86 yards) at UCF, 11/5/2016	Made A 50+Yard Field Goal	52 by Chase Hover of SMU, 10/13/2012
Forced 4+ Total Turnovers	at UCF, 11/5/2016 Shqll Griffin (Int. 33 yards), Drico Johnson (Int. 86 yards) vs Houston, 11/10/2011	Had A 70+ Yard Punt	71 by Kody Bliss of Auburn, 10/21/2006
Scored Two Defensive TDs	vs Houston, 11/10/2011 (Patrick Edwards, Damian Payne) at Syracuse, 9/21/2013	Had A 60+ Yard Punt	60 by Caleb Houston of UCF, 11/5/2016
Scored Two TDs Via Interception Return	(Durell Eskridge, Erik Crume) vs Army, 10/28/2006		
Scored Two TDs Via Punt Return	(Tony Fusco 2 PATs, Victor Ugenyi PAT) at Memphis, 10/31/2015		
Blocked Two Punts			
Blocked Two Kicks			
Recorded two safeties			
AN OPPOSING PLAYER...			
Ran For 300+ Yards	323 by Tarrion Adams of Tulsa, 11/22/2008		
Ran For 250+ Yards	323 by Tarrion Adams of Tulsa, 11/22/2008		
Ran For 200+ Yards	207 by Charles Sims of Houston, 11/10/2011		
Ran For 150+ Yards	190 by James Flanders of Tulsa, 10/22/2016		
Ran For 100+ Yards	119 by Braeden West of SMU, 10/29/2016		
Ran For 5+ TDs	5 by Tony Jefferey of TCU, 9/13/1986		
Ran For 4+ TDs	4 by Bryce Beall of Houston, 9/25/2010		
Ran For 3+ TDs	3 Xavier Jones of SMU, 11/21/2015		
Ran 40+ Times	44 by Chris McCoy of Navy, 11/16/1996		
Ran 30+ Times	38 by Elijah McGuire of UL Lafayette, 9/24/2016		

Game 1 • Wake Forest 7, Tulane 3

BB&T Field • Winston-Salem, N.C.
Sept. 1 • 24,398 Attendance

The Willie Fritz era kicked off on Thursday night for Tulane football (0-1), but the home team, Wake Forest (1-0), spoiled the debut as the Green Wave fell just short in a 7-3 battle at BB&T Field. The Olive and Blue struck on their opening drive, claiming a 3-0 lead, but the Demon Deacons retaliated by beginning the second quarter with a 12-play, 53-yard drive that resulted in the lone touchdown of the game and the final 7-3 score.

Tulane's opening drive went eight plays, 51 yards in four-and-a-half minutes, resulting in an Andrew DiRocco 41-yard field goal for the game's initial score. However, Wake Forest's Kendall Hinton punched in a one-yard touchdown run with 14:16 left in the first half, marking the final score of the game.

The Wave ground game and defensive effort pushed Tulane into opponent territory twice in the second quarter, but one drive was stalled by back-to-back penalties, while the second was halted on a four-and-out on Wake's 28-yard line.

The defensive battle waged on in the second half as only 110 total yards were accumulated by both squads in the third quarter. With Tulane still trailing 7-3 midway through the fourth quarter, and facing a 3rd-and-22, quarterback Glen Cuiellette connected with Josh Rounds on a 46-yard pass that moved the ball to Wake's 32-yard line. Later facing a 4th-and-3 on Wake's 16, Cuiellette's rush attempt fell short, losing two yards on the play, resulting in a turnover-on-downs with 4:22 remaining.

However, Tulane's defense delivered once more, halting the Demon Deacons after six plays to get the ball back on their own 36-yard line with 1:35 remaining. On a 4th-and-10, Cuiellette connected with Devon Breaux on a 17-yard catch out-of-bounds on Wake's 47-yard line. Yet three plays later, Tulane couldn't convert on another fourth down, turning the ball over and thus closing out the game.

Score by Quarters	1	2	3	4	Total
Tulane	3	0	0	0	3
Wake Forest	0	7	0	0	7

Qtr	Time	Scoring play
1st	10:22	TLN - DIROCCO, Andrew 41 yd field goal, 8-51 4:38
2nd	14:16	WF - Hinton, K 1 yd run (Weaver, M kick), 12-53 4:12

	TLN	WF
FIRST DOWNS	14	10
RUSHES-YARDS (NET)	47-146	34-79
PASSING YDS (NET)	134	96
Passes Att-Comp-Int	23-12-0	21-12-0
TOTAL OFFENSE PLAYS-YARDS	70-280	55-175
Fumble Returns-Yards	0-0	0-0
Punt Returns-Yards	2-10	2-2
Kickoff Returns-Yards	1-22	1-30
Interception Returns-Yards	0-0	0-0
Punts (Number-Avg)	5-41.8	8-40.2
Fumbles-Lost	1-1	0-0
Penalties-Yards	4-30	5-45
Possession Time	34:56	25:04
Third-Down Conversions	8 of 20	7 of 15
Fourth-Down Conversions	1 of 4	0 of 0
Red-Zone Scores-Chances	0-2	1-1
Sacks By: Number-Yards	1-3	4-28

RUSHING: Tulane-CUIELLETTTE, Glen 22-54; HILLIARD, Dontrell 7-36; BADIE, Sherman 7-26; THOMPSON, Lazedrick 6-21; BRADWELL, Darius 4-6; ROUNDS, Josh 1-3. Wake Forest-Hinton, K 8-24; Colburn, M 11-23; Carney, C 7-21; Wolford, J 5-15; TEAM 3-minus 4.

PASSING: Tulane-CUIELLETTTE, Glen 12-23-0-134. Wake Forest-Wolford, J 9-17-0-79; Hinton, K 3-4-0-17.

RECEIVING: Tulane-DACE, Larry 4-38; ENCALADE, Terren 4-19; ROUNDS, Josh 1-46; BREAU, Devon 1-17; HILLIARD, Dontrell 1-8; THOMPSON, Lazedrick 1-6. Wake Forest-Serigne, C 3-15; Colburn, M 2-29; Bachman, A 2-17; Wade, C 2-14; Carney, C 2-13; Washington, S 1-8.

INTERCEPTIONS: Tulane-None. Wake Forest-None.

FUMBLES: Tulane-CUIELLETTTE, Glen 1-1. Wake Forest-None.

Game 2 • Tulane 66, Southern 21

Yulman Stadium • New Orleans
Sept. 10 • 27,179 Attendance

Tulane football (1-1) shone a spotlight of all three phases of its squad in its home opener, as the Green Wave rolled to a 66-21 victory over Southern University (0-2). Offensively, the Wave rushed for 437 yards, most since 1973 and third most in school history, and punched in seven rushing touchdowns on the night - three from Dontrell Hilliard and two each from Josh Rounds and Lazedrick Thompson. Meanwhile, Tulane's defense and special teams reeled in two interceptions, including one for a touchdown, and returned an 86-yard kickoff for a touchdown as well.

Tulane's first five touchdowns were either set up or scored by the Green Wave's defense or special teams. Ade Aruna's fourth career sack coupled with Tanel Smart's second career fumble recovery set up a five-yard Hilliard touchdown run. Then Nico Marley's fourth career interception resulted in Hilliard's second scoring run of the game.

Parry Nickerson then flashed his defensive prowess at the 6:33 mark in the first quarter, returning an interception 96 yards for the touchdown. After Southern got its first score of the game at the 2:28 mark via a 20-yard touchdown reception to Dillon Beard, it was Sherman Badies' turn to display his speed with an 86-yard kickoff return for a touchdown.

Tulane's impressive first quarter showing wasn't done there, as Jarrod Franklin notched a punt block with 51 seconds remaining, eventually leading to a one-yard Josh Rounds touchdown run just three plays later to begin the second quarter. Rounds and Thompson each added a touchdown on the ground later in the second quarter, extending Tulane's lead to 49-7 at the mid-way point.

Thompson and Hilliard each tacked on one more rushing touchdown in the second half, as the latter achieved his third of the game which marked a career best. Finally, add in an Andrew DiRocco fourth quarter 25-yard field goal and Tulane's 66 total points were the most scored since the Olive and Blue recorded 63 vs Louisiana Tech on Nov. 26, 1998.

Score by Quarters	1	2	3	4	Total
Southern	7	0	14	0	21
Tulane	28	21	7	10	66

Qtr	Time	Scoring play
1st	13:01	TLN - HILLIARD, Dontrell 5 yd run (DIROCCO, Andrew kick), 2-13 0:34
	10:19	TLN - HILLIARD, Dontrell 1 yd run (DIROCCO, Andrew kick), 5-31 2:04
	06:33	TLN - NICKERSON, Parry 96 yd interception return (DIROCCO, Andrew kick)
	02:28	SUBR - D. Beard 20 yd pass from A. Howard (R. Albuquerque kick), 9-75 4:05
	02:15	TLN - BADIE, Sherman 86 yd kickoff return (DIROCCO, Andrew kick)
2nd	14:57	TLN - ROUNDS, Josh 1 yd run (DIROCCO, Andrew kick), 3-12 0:54
	11:06	TLN - THOMPSON, Lazedrick 11 yd run (DIROCCO, Andrew kick), 4-80 1:09
	06:23	TLN - ROUNDS, Josh 2 yd run (DIROCCO, Andrew kick), 4-49 2:41
3rd	13:22	SUBR - D. Johnson 28 yd interception return (R. Albuquerque kick)
	09:49	SUBR - W. Quinn 21 yd pass from A. Howard (R. Albuquerque kick), 3-70 1:07
4th	07:15	TLN - THOMPSON, Lazedrick 9 yd run (DIROCCO, Andrew kick), 6-76 2:28
	14:50	TLN - DIROCCO, Andrew 25 yd field goal, 14-51 6:34
	08:50	TLN - HILLIARD, Dontrell 11 yd run (HARVEY, Randy kick), 7-31 4:53

	SUBR	TLN
FIRST DOWNS	13	22
RUSHES-YARDS (NET)	23-54	57-437
PASSING YDS (NET)	281	12
Passes Att-Comp-Int	31-18-2	6-2-1
TOTAL OFFENSE PLAYS-YARDS	54-335	63-449
Fumble Returns-Yards	0-0	0-0
Punt Returns-Yards	0-0	1-0
Kickoff Returns-Yards	7-103	4-135
Interception Returns-Yards	1-28	2-96
Punts (Number-Avg)	6-23.7	0-0-0
Fumbles-Lost	2-2	0-0
Penalties-Yards	6-62	4-35
Possession Time	26:48	33:12
Third-Down Conversions	4 of 13	5 of 10
Fourth-Down Conversions	0 of 0	2 of 3
Red-Zone Scores-Chances	1-1	8-8
Sacks By: Number-Yards	0-0	1-10

RUSHING: Southern-L. Tillery 13-39; L. Johnson 1-9; J. West 3-8; D. Shorts 2-3; T. Lee 1-3; A. Howard 3-minus 8. Tulane-BRANTLEY, Johnathan 11-119; HILLIARD, Dontrell 10-103; ROUNDS, Josh 11-66; BADIE, Sherman 5-40; THOMPSON, Lazedrick 4-28; ZUCKERMAN, Andrew 4-26; CUIELLETTTE, Glen 5-20; BRADWELL, Darius 4-15; BERTRAND, Jared 1-7; SCOTT, Trey 1-7; GLENN, Devin 1-6.

PASSING: Southern-A. Howard 16-27-2-267; D. Shorts 2-4-0-14. Tulane-BRANTLEY, Johnathan 1-4-0-7; CUIELLETTTE, Glen 1-2-1-5.

RECEIVING: Southern-W. Quinn 7-129; C. Williams 4-17; Q. Monday 2-51; H. Edwards 2-20; L. Tillery 1-32; D. Beard 1-20; C. Baker 1-12. Tulane-ARDOIN, Kendall 1-7; ENCALADE, Terren 1-5.

INTERCEPTIONS: Southern-D. Johnson 1-28. Tulane-NICKERSON, Parry 1-96; MARLEY, Nico 1-0.

FUMBLES: Southern-W. Quinn 1-1; A. Howard 1-1; Tulane-None

2016 GAME RECAPS

Game 3 • Navy 21, Tulane 14

Yulman Stadium • New Orleans
Sept. 17 • 21,503 Attendance

Tulane football battled back-and-forth with Navy possessing a 14-13 lead to start the fourth quarter before falling by the final score of 21-14. In fact, each time the Midshipmen scored, the Green Wave immediately countered with a touchdown drive of their own. With three minutes left in the game, Navy rallied with a 10-play, 72-yard touchdown drive to regain a seven-point advantage and a lead Tulane could not come back from.

The Midshipmen (3-0, 2-0 The American | West) were the first to break through, recording a 15-play, 94-yard touchdown drive, spanning 7:17. Navy's Chris High capped the season-high 15-play drive with a 6-yard touchdown run with 14:28 on the clock.

On the ensuing Tulane drive, running back Josh Rounds caught fire, recording five carries for 52 yards on the drive, including runs of 12, 16 and 18 yards. With 10:22 remaining till half, Rounds capped the impressive eight-play, 75-yard drive with a 2-yard touchdown run.

Navy struck first in the second half, as Shawn White earned a 4-yard touchdown run which capped a nearly five minutes possession midway through the third quarter, but it failed to connect on the PAT following the score.

Tulane proved resilient once more, immediately countering with a touchdown drive of its own on the next series. The Wave offense again received a boost from Rounds when he converted a fourth-and-one on their own 44-yard line, maintaining a drive in which three plays later, Dontrell Hilliard executed a 36-yard touchdown run to hand Tulane the 14-13 lead.

Tulane's Peter Woullard then kept the momentum in the Wave's favor. After a 23-yard carry by the Midshipmen pushed them into Tulane territory at the 32-yard line, Woullard recovered a Will Worth fumble, giving the Green Wave the ball back with 12 minutes remaining in the game.

Forwarding ahead to 7:39 remaining, Navy took over from its own 28-yard line and rallied behind quarterback Will Worth, who carried eight times for 58 yards on the ensuing touchdown drive. After a successful two-point conversion, Navy regained the lead at 21-14 with 2:57 on the clock. On Tulane's final offensive possession, its comeback attempt fell short, suffering a four-and-out and turnover on downs as Navy then knelt down for the victory.

Score by Quarters	1	2	3	4	Total
NAVY	0	7	6	8	21
Tulane	0	7	7	0	14

Qtr Time Scoring play

2nd	14:28	NAVY - HIGH, Chris 6 yd run (MOEHRING, Bennett kick), 15-94 7:17
	10:22	TLN - ROUNDS, Josh 2 yd run (DIROCCO, Andrew kick), 8-75 4:06
3rd	04:52	NAVY - WHITE, Shawn 4 yd run (MOEHRING, Bennett kick failed), 11-75 4:53
	00:19	TLN - HILLIARD, Dontrell 36 yd run (DIROCCO, Andrew kick), 9-76 4:27
4th	02:57	NAVY - WORTH, Will 1 yd run (GULLEY, Toney pass from WORTH, Will), 10-72 4:42

	NAVY	TLN
FIRST DOWNS	21	14
RUSHES-YARDS (NET)	55-287	47-240
PASSING YDS (NET)	59	21
Passes Att-Comp-Int	12-5-0	12-3-0
TOTAL OFFENSE PLAYS-YARDS	67-346	59-261
Fumble Returns-Yards	0-0	0-0
Punt Returns-Yards	1-0	1-3
Kickoff Returns-Yards	0-0	3-55
Interception Returns-Yards	0-0	0-0
Punts (Number-Avg)	4-37.2	5-40.2
Fumbles-Lost	2-2	1-0
Penalties-Yards	3-30	9-71
Possession Time	31:06	28:54
Third-Down Conversions	9 of 14	2 of 12
Fourth-Down Conversions	0 of 0	3 of 4
Red-Zone Scores-Chances	3-4	1-1
Sacks By: Number-Yards	2-16	3-20

RUSHING: NAVY-WORTH, Will 25-113; GULLEY, Toney 7-80; HIGH, Chris 9-51; ROMINE, Dishan 5-Tre 2-10; WHITE, Shawn 2-6; WALKER, Josh 1-1; CASS Jr., Calvin 1-minus 2; TEAM 3-minus 13. Tulane-HILLIARD, Dontrell 16-97; ROUNDS, Josh 11-75; BRANTLEY, Johnathan 10-29; ENCALADE, 2-23; THOMPSON, Lazedrick 6-20; CUIELLETTE, Glen 2-minus 4.

PASSING: NAVY-WORTH, Will 5-12-0-59. Tulane-BRANTLEY, Johnathan 3-12-0-21; CUIELLETTE, G

RECEIVING: NAVY-TILLMAN, Jamir 3-47; SCOTT, Craig 1-7; WHITE, Shawn 1-5. Tulane-HILLIARD, 2-16; BREAU, Devon 1-5.

INTERCEPTIONS: NAVY-None. Tulane-None.

FUMBLES: NAVY-WALKER, Tre 1-1; ROMINE, Dishan 1-1. Tulane-CUIELLETTE, Glen 1-0.

Game 4 • Tulane 41, UL Lafayette 39 (4OT)

Yulman Stadium • New Orleans
Sept. 24 • 24,253 Attendance

It was a history-setting night for Tulane football as the Green Wave competed in its first ever four-overtime game in program history, defeating UL Lafayette (2-2), 41-39, in Yulman Stadium on Saturday night. The Wave's defense sealed the dramatic finish when Richard Allen stopped the Ragin' Cajun's two-point conversion attempt, sparking Tulane's bench to rush the field and celebrate the victory.

After four quarters couldn't find a winner with a 16-16 tie, Tulane and UL Lafayette began their four overtime duel. If you blinked, you missed Tulane's first two offensive drives - one-pass, 25 yards on each, as the first went to Teren Encalade and the second to Darnell Mooney.

In the third overtime, Tulane (2-2, 0-1 American Athletic Conference | West) found itself down three points and facing defeat, but Andrew DiRocco connected on a career long 48-yard field goal to send the game into a fourth overtime. The Wave rode that momentum into a 7-yard touchdown pass to Encalade, his third of the game, and eventual two-point conversion pass to Kendall Ardoin. Encalade's three touchdowns marked a career high and the first three touchdown game for a receiver since Roydell Williams in 2004.

Earlier in the night, Tulane found itself in a 6-0 hole in the second quarter, but just under the 12-minute mark, redshirt-junior Parry Nickerson recorded his second interception of the season, returning it 37 yards to UL Lafayette's 13-yard line. Tulane took advantage of the field position with an Andrew DiRocco 22-yard field goal. Around the six-minute mark, Donnie Lewis, Jr., notched his first career interception, returning it 12 yards to UL Lafayette's 12-yard line. The Wave then capitalized once more as DiRocco connected from 35-yards out, tying the game at 6-6, as the two remained deadlocked through half.

Around the 10-minute mark in the third quarter, it was Tulane's special teams that delivered great field position as UL Lafayette's Elijah McGuire muffed a punt catch resulting in a Richard Allen fumble recovery on the 6-yard line, setting up another DiRocco field goal.

Later, tied at 9-9, Cuiellette connected with Encalade on a 34-yard touchdown pass, marking the first score through the air for the Green Wave this season and the first career touchdowns for both Cuiellette and Encalade. UL Lafayette (2-2, 1-0 Sun Belt) retaliated in the fourth quarter, recording a season-high 16-play drive for 53 yards, capped by a McGuire one-yard touchdown run.

Score by Quarters	1	2	3	4	OT	O1	O2	O3	O4	Total
UL Lafayette	3	3	3	7	23	7	7	3	6	39
Tulane	0	6	10	0	25	7	7	3	8	41

Qtr Time Scoring play

1st	05:16	UL - Arigue, Stevie 40 yd field goal, 11-61 3:37
2nd	13:48	UL - Arigue, Stevie 39 yd field goal, 9-65 2:54
	10:16	TLN - DIROCCO, Andrew 22 yd field goal, 4-7 1:25
	04:16	TLN - DIROCCO, Andrew 35 yd field goal, 4-6 1:43
3rd	08:23	TLN - DIROCCO, Andrew 20 yd field goal, 4-3 2:01
	03:18	UL - Arigue, Stevie 20 yd field goal, 4-3 1:38
	01:07	TLN - ENCALADE, Teren 34 yd pass from CUIELLETTE, Glen (DIROCCO, Andrew kick), 5-75 2:11
4th	05:55	UL - McGuire, Elijah 1 yd run (Arigue, Stevie kick), 16-53 6:03
OT	15:00	UL - Barnes, Keenan 10 yd pass from Jennings, A. (Arigue, Stevie kick), 4-25 0:00
	15:00	TLN - ENCALADE, Teren 25 yd pass from CUIELLETTE, Glen (DIROCCO, Andrew kick), 1-25 0:00
	15:00	TLN - MOONEY, Darnell 25 yd pass from CUIELLETTE, Glen (DIROCCO, Andrew kick), 1-25 0:00
	15:00	UL - McGuire, Elijah 1 yd run (Arigue, Stevie kick), 2-25 0:00
	15:00	UL - Arigue, Stevie 22 yd field goal, 6-20 0:00
	15:00	TLN - DIROCCO, Andrew 48 yd field goal, 6-6 0:00
	15:00	TLN - ENCALADE, Teren 7 yd pass from CUIELLETTE, Glen (ARDOIN, Kendall pass from CUIELLETTE, G.), 4-25
	15:00	UL - McGuire, Elijah 22 yd pass from Jennings, A. (Jennings, A. pass failed), 2-25 0:00

	UL	TLN
FIRST DOWNS	20	14
RUSHES-YARDS (NET)	63-137	48-130
PASSING YDS (NET)	240	181
Passes Att-Comp-Int	38-19-2	26-13-1
TOTAL OFFENSE PLAYS-YARDS	101-377	74-311
Fumble Returns-Yards	0-0	1-34
Punt Returns-Yards	5-14	0-0
Kickoff Returns-Yards	2-43	1-10
Interception Returns-Yards	1-0	2-49
Punts (Number-Avg)	8-45.1	11-36.8
Fumbles-Lost	2-2	1-0
Penalties-Yards	5-30	6-40
Possession Time	31:10	28:50
Third-Down Conversions	8 of 28	0 of 16
Fourth-Down Conversions	3 of 3	0 of 1
Red-Zone Scores-Chances	6-6	5-6
Sacks By: Number-Yards	3-21	6-38

RUSHING: UL Lafayette-McGuire, Elijah 38-89; Calais, Raymond 2-34; Hoggins, Darius 4-17; Wright, Jordan 4-11; Haynes, Gary 1-4; TEAM 2-minus 4; Jennings, A. 12-minus 14. Tulane-HILLIARD, Dontrell 16-49; ROUNDS, Josh 10-45; THOMPSON, Lazedrick 7-30; BRANTLEY, Johnathan 8-7; MOONEY, Darnell 1-4; CUIELLETTE, Glen 6-minus 5.

PASSING: UL Lafayette-Jennings, A. 19-38-2-240. Tulane-CUIELLETTE, Glen 10-23-1-165; BRANTLEY, Johnathan 3-3-0-16.

RECEIVING: UL Lafayette-Riles, Al 6-70; Barnes, Keenan 4-56; McGuire, Elijah 4-48; Barnes, Matthew 2-17; Bradley, J. 1-39; Jacquet, M. 1-7; Hoggins, Darius 1-3. Tulane-ENCALADE, Teren 7-103; MOONEY, Darnell 3-51; BREAU, Devon 1-16; HILLIARD, Dontrell 1-12; ROUNDS, Josh 1-minus 1.

INTERCEPTIONS: UL Lafayette-Walker, Tracy 1-0. Tulane-NICKERSON, Parry 1-37; LEWIS, Donnie 1-12.

FUMBLES: UL Lafayette-McGuire, Elijah 1-1; Jennings, A. 1-1. Tulane-CUIELLETTE, Glen 1-0.

Game 5 • Tulane 31, UMass 24

McGuirk Stadium • Amherst, Mass.
Oct. 1 • 14,892 Attendance

Tulane football was down 14-0 in the opening four minutes against Massachusetts on Saturday afternoon, but rallied by scoring 24 unanswered points before eventually claiming the 31-24 victory. It marked the biggest come-from-behind victory in the post-Katrina era, previously besting the time the Wave (3-2, 0-1 American Athletic Conference | West) rallied down 10-0 at Army on Oct. 3, 2009 to win it 17-16.

UMass (1-4) dealt a lightning quick first blow, going 59 yards in four plays on their opening drive, capped by a 12-yard touchdown pass from Andrew Ford to Andy Isabella. Tulane then fumbled on the ensuing kickoff as the Minutemen recovered and struck on another 12-yard touchdown connection between Ford and Isabella.

Down 14-0, the Olive and Blue remained poised and quickly retaliated, driving 75 yards via 10 plays as Dontrell Hilliard punched in an 11-yard run for the score. The touchdown marked the beginning of what would be 24 unanswered points for the Wave, as the Olive and Blue tacked on a second quarter Andrew DiRocco 22-yard field goal, a third-quarter 36-yard touchdown pass from Glen Cuiellette to Terren Encalade and a third quarter 19-yard touchdown carry by Lazedrick Thompson.

Tulane possessed a 24-14 lead to begin the fourth quarter but the Minutemen would not go away, recording a 28-yard field goal with 9:37 on the clock to cut the deficit to seven points.

Yet, the Green Wave responded once more by logging an eight play, 75-yard scoring drive on the ensuing offensive possession, as Josh Rounds tallied a 10-yard touchdown run to extend the lead to 31-17.

Next, UMass countered with a quick touchdown drive, garnering 58 yards in a short two minutes and 47 seconds, cutting the deficit to a touchdown once more at 31-24.

The Minutemen would later get the ball back with 2:18 left in the game, but the Green Wave defense sealed the victory by stopping UMass in its tracks in four plays as they turned the ball over on downs.

Score by Quarters	1	2	3	4	Total
Tulane	7	3	14	7	31
Massachusetts	14	0	0	10	24

Qtr Time Scoring play

1st	11:20	UMASS - Isabella, A. 12 yd pass from Ford, A. (Caggiano, M. kick), 4-59 1:12
	11:06	UMASS - Isabella, A. 12 yd pass from Ford, A. (Caggiano, M. kick), 1-12 0:14
	06:37	TLN - HILLIARD, Dontrell 11 yd run (DIROCCO, Andrew kick), 10-75 4:29
2nd	11:06	TLN - DIROCCO, Andrew 22 yd field goal, 20-85 8:32
3rd	14:08	TLN - ENCALADE, Terren 36 yd pass from CUIELLETTE, Glen (DIROCCO, Andrew kick), 2-38 0:27
	06:54	TLN - THOMPSON, Lazedrick 19 yd run (DIROCCO, Andrew kick), 7-84 3:35
4th	09:37	UMASS - Laurent, L. 28 yd field goal, 8-79 3:15
	05:32	TLN - ROUNDS, Josh 10 yd run (DIROCCO, Andrew kick), 8-75 4:05
	02:45	UMASS - Lindsay, S. 2 yd run (Caggiano, M. kick), 10-58 2:47

	TLN	UMASS
FIRST DOWNS	27	16
RUSHES-YARDS (NET)	64-280	24-131
PASSING YDS (NET)	168	181
Passes Att-Comp-Int	21-11-0	30-16-1
TOTAL OFFENSE PLAYS-YARDS	85-448	54-312
Fumble Returns-Yards	0-0	0-0
Punt Returns-Yards	2-9	1-0
Kickoff Returns-Yards	2-43	4-96
Interception Returns-Yards	1-0	0-0
Punts (Number-Avg)	4-28.0	5-44.6
Fumbles-Lost	1-1	2-1
Penalties-Yards	6-50	7-65
Possession Time	40:30	19:30
Third-Down Conversions	5 of 17	4 of 12
Fourth-Down Conversions	3 of 5	0 of 1
Red-Zone Scores-Chances	4-4	4-4
Sacks By: Number-Yards	2-7	1-5

RUSHING: Tulane-HILLIARD, Dontrell 22-99; ROUNDS, Josh 16-77; CUIELLETTE, Glen 12-60; THOMPSON, Lazedrick 8-54; BRANTLEY, Johnathan 3-1; TEAM 3-minus 11. Massachusetts-Young, M. 10-45; Comis, R. 6-41; Isabella, A. 2-36; Ford, A. 3-4; Lindsay, S. 2-3; Robinson, J. 1-2.

PASSING: Tulane-CUIELLETTE, Glen 11-20-0-168; BRANTLEY, Johnathan 0-1-0-0. Massachusetts-Ford, A. 11-19-1-109; Comis, R. 5-11-0-72.

RECEIVING: Tulane-ENCALADE, Terren 7-125; MOONEY, Darnell 3-25; JOHNSON, Chris 1-18. Massachusetts-Isabella, A. 6-94; Breneman, A. 4-39; Young, M. 2-10; Palmer, S. 1-23; Williams, J. 1-10; Robinson, J. 1-9; Lindsay, S. 1-minus 4.

INTERCEPTIONS: Tulane-FRANKLIN, Jarrod 1-0. Massachusetts-None.

FUMBLES: Tulane-GLENN, Devin 1-1. Massachusetts-Isabella, A. 1-0; Ford, A. 1-1.

Game 6 • Memphis 24, Tulane 14

Yulman Stadium • New Orleans
Oct. 14 • 21,098 Attendance

Tulane struggled to find its offensive rhythm on Friday night, as the visiting Memphis Tigers emerged with the 24-14 victory inside Yulman Stadium. The Green Wave boasted a 7-3 lead early in the second quarter thanks to a Kendall Ardoin touchdown reception, but the Tigers responded with 21 unanswered points, ultimately sealing the road victory.

The Green Wave (3-3, 0-2 American Athletic Conference | West) defense recorded a strong first half, holding the Tigers (5-1, 2-0 The American | West) to just three points in the opening quarter. It marked the fourth time in six games this season the Wave held its opposition to a field goal or less in the first 15 minutes.

The Wave got on the board at the 13:13 mark in the second quarter, when the Olive and Blue recorded a 10-play, 66-yard drive, capped by a 20-yard pass from Glen Cuiellette to Ardoin, as the tight end achieved his first touchdown reception of the season.

Later in the second quarter, Memphis took over on Tulane's seven yard line after a muffed punt, but the Wave defense responded by limiting the damage to a field goal to preserve the 7-6 lead.

However, Tulane's defense had one small leak in the first two quarters and it came with just 1:01 until the half, when Memphis' Riley Ferguson threw a screen pass to Darrell Henderson for 46 yards and the touchdown, resulting in a 13-7 lead at the midway point for the Tigers.

Memphis then extended its lead to 16-7 at 1:07 in the third quarter when Jake Elliott connected on a 50-yard field goal. Later, at 11:52 in the fourth quarter, Memphis' Henderson struck again, recording a 45-yard touchdown rush, and after a two-point conversion, pushed the lead to 24-7.

Tulane reached the end zone one more time, as Cuiellette earned his first career rushing touchdown with a two-yard carry, but with just 47 seconds remaining and a failed onside kick attempt one play later, the Green Wave comeback fell short.

Score by Quarters	1	2	3	4	Total
Memphis	3	10	3	8	24
Tulane	0	7	0	7	14

Qtr Time Scoring play

1st	08:39	MEM - ELLIOTT, Jake 37 yd field goal, 14-60 6:21
2nd	13:13	TLN - ARDOIN, Kendall 20 yd pass from CUIELLETTE, Glen (DIROCCO, Andrew kick), 10-66 4:43
	10:53	MEM - ELLIOTT, Jake 21 yd field goal, 4-3 0:45
	01:01	MEM - HENDERSON, D. 46 yd pass from FERGUSON, Riley (ELLIOTT, Jake kick), 5-65 1:53
3rd	01:07	MEM - ELLIOTT, Jake 50 yd field goal, 5-17 1:38
4th	11:52	MEM - HENDERSON, D. 45 yd run (CRAFT, Sam rush), 4-80 1:44
	00:47	TLN - CUIELLETTE, Glen 2 yd run (DIROCCO, Andrew kick), 9-80 2:56

	MEM	TLN
FIRST DOWNS	16	20
RUSHES-YARDS (NET)	33-163	44-169
PASSING YDS (NET)	236	144
Passes Att-Comp-Int	34-21-1	30-11-1
TOTAL OFFENSE PLAYS-YARDS	67-399	74-313
Fumble Returns-Yards	0-0	0-0
Punt Returns-Yards	1-9	2-3
Kickoff Returns-Yards	2-49	3-53
Interception Returns-Yards	1-0	1-5
Punts (Number-Avg)	6-45.8	7-45.6
Fumbles-Lost	2-2	2-2
Penalties-Yards	7-79	7-62
Possession Time	27:28	32:32
Third-Down Conversions	4 of 14	4 of 16
Fourth-Down Conversions	0 of 1	2 of 3
Red-Zone Scores-Chances	2-2	2-3
Sacks By: Number-Yards	1-5	3-21

RUSHING: Memphis-DORCEUS, D. 7-81; HENDERSON, D. 9-75; POLLARD, Tony 1-11; CRAFT, Sam 2-6; MILLER, Anthony 1-4; TAYLOR, Patrick 5-3; OGLESBY, J. 1-0; TEAM 2-minus 2; FERGUSON, Riley 5-minus 15. Tulane-THOMPSON, Lazedrick 8-69; CUIELLETTE, Glen 18-35; ROUNDS, Josh 7-33; HILLIARD, Dontrell 8-21; MOONEY, Darnell 2-14; TEAM 1-minus 3.

PASSING: Memphis-FERGUSON, Riley 21-34-1-236. Tulane-CUIELLETTE, Glen 11-30-1-144.

RECEIVING: Memphis-MAYHUE, Phil 4-74; HENDERSON, D. 4-67; MILLER, Anthony 4-32; POLLARD, Tony 3-24; WILLIAMS, John 2-8; DORCEUS, D. 1-18; MONTIEL, Daniel 1-9; OGLESBY, J. 1-4; TAYLOR, Patrick 1-0. Tulane-MOONEY, Darnell 4-45; ENCALADE, Terren 3-47; HILLIARD, Dontrell 1-28; ARDOIN, Kendall 1-20; ROUNDS, Josh 1-10; THOMPSON, Lazedrick 1-minus 6.

INTERCEPTIONS: Memphis-COOK, Jonathan 1-0. Tulane-ALLEN, Richard 1-5.

FUMBLES: Memphis-WILLIAMS, John 1-1; DORCEUS, D. 1-1. Tulane-HILLIARD, Dontrell 2-2.

2016 GAME RECAPS

Game 7 • Tulsa 50, Tulane 27

H.A. Chapman Stadium • Tulsa, Okla.
Oct. 22 • 22,349 Attendance

Tulane football hit a major road bump on Saturday in Tulsa, falling to the Golden Hurricane, 50-27. The Green Wave were susceptible to the big play all afternoon, as Tulsa recorded 30+ yard plays on all but two of its scoring drives.

Despite the defeat, running backs Dontrell Hilliard and Josh Rounds each recorded career days. Hilliard notched his fourth multi-touchdown game of his career, garnering a career best 124 yards on the ground. Meanwhile, Rounds earned a career best 166 yards, including a career long 84-yard carry. Round's day marked the first 150+ yard rushing performance since Sherman Badie's 215 yards at Tulsa two years ago.

After the Golden Hurricane (5-2, 2-1 American Athletic Conference | West) struck on their first possession, Tulane (3-4, 0-3 The American | West) quickly retaliated via Hilliard, who exploded on the ensuing drive, carrying the ball four times for 51 yards, including one run of 31 yards.

Tulsa then responded by recording 31 unanswered points, accumulating 323 yards by halftime, before ultimately finishing with 566 total yards on the game.

The Green Wave's offense began to churn late in the second half but by then it was too little, too late. Rounds, Hilliard and Lazedrick Thompson combined for 70 yards on the ground on the Wave's third quarter nine-play scoring drive which was capped by a Thompson five-yard touchdown run. Then, just a few minutes later, Tulane's Robert Kennedy recovered a Tulsa fumble, which led to a 30-yard touchdown carry by Hilliard.

The Golden Hurricane tacked on 12 more points before Rounds rounded out the Green Wave's scoring with a touchdown late in the fourth quarter, bringing the final score to 50-27.

Score by Quarters	1	2	3	4	Total
Tulane	7	0	13	7	27
Tulsa	14	17	9	10	50

Qtr Time Scoring play

1st	12:47	TLN - LUCAS, K. 11 yd pass from EVANS, D. (JONES, R. kick), 10-75 2:13
	07:25	TLN - HILLIARD, Dontrell 6 yd run (DIROCCO, Andrew kick), 5-56 2:08
	05:24	TLN - ATKINSON, J. 49 yd pass from EVANS, D. (JONES, R. kick), 6-75 2:01
2nd	12:03	TLN - BREWER, D. 5 yd pass from EVANS, D. (JONES, R. kick), 3-6 1:12
	07:05	TLN - JONES, R. 20 yd field goal, 9-80 3:10
	03:42	TLN - FLANDERS, J. 6 yd run (JONES, R. kick), 8-52 2:24
3rd	08:54	TLN - SIMON, R. 16 yd run (JONES, R. kick), 7-80 1:59
	02:10	TLN - THOMPSON, Lazedrick 5 yd run (DIROCCO, Andrew kick), 9-70 3:04
	00:04	TLN - HILLIARD, Dontrell 30 yd run (CUIELLETTE, Glen pass intcpt), 3-38 1:16
4th	00:04	TLN - WHITFIELD, M. PAT return
	12:32	TLN - FLANDERS, J. 30 yd run (JONES, R. kick), 6-72 2:28
	07:24	TLN - JONES, R. 27 yd field goal, 5-41 2:58
	05:07	TLN - ROUNDS, Josh 1 yd run (DIROCCO, Andrew kick), 5-90 2:12

	TLN	TLN
FIRST DOWNS	15	29
RUSHES-YARDS (NET)	49-355	58-330
PASSING YDS (NET)	37	236
Passes Att-Comp-Int	19-3-0	23-14-0
TOTAL OFFENSE PLAYS-YARDS	68-392	81-566
Fumble Returns-Yards	0-0	0-0
Punt Returns-Yards	1-0	2-0
Kickoff Returns-Yards	4-86	2-16
Interception Returns-Yards	0-0	0-0
Punts (Number-Avg)	7-45.7	4-43.5
Fumbles-Lost	3-1	2-2
Penalties-Yards	9-85	6-36
Possession Time	27:37	32:23
Third-Down Conversions	6 of 17	8 of 15
Fourth-Down Conversions	1 of 2	0 of 0
Red-Zone Scores-Chances	3-5	6-7
Sacks By: Number-Yards	1-3	4-30

RUSHING: Tulane-ROUNDS, Josh 15-166; HILLIARD, Dontrell 12-124; THOMPSON, Lazedrick 7-66; BRANTLE Johnathan 2-7; BADIE, Sherman 4-4; CUIELLETTE, Glen 9-minus 12. Tulsa-FLANDERS, J. 22-190; SIMON, R. 9-78; BREWER, D. 18-61; TAYLOR, R. 2-6; JOHNSON, K. 1-2; TAYLOR, C. 2-1; TEAM 1-minus 2; EVANS, D. 3-minus 6.

PASSING: Tulane-CUIELLETTE, Glen 3-19-0-37. Tulsa-EVANS, D. 14-23-0-236.

RECEIVING: Tulane-MOONEY, Darnell 1-19; DACE, Larry 1-15; ENCALADE, Terren 1-3. Tulsa-ATKINSON, J. 7-142; LUCAS, K. 3-67; HOBBS, J. 2-17; BREWER, D. 2-10.

INTERCEPTIONS: Tulane-None. Tulsa-None.

FUMBLES: Tulane-CUIELLETTE, Glen 2-0; MOONEY, Darnell 1-1. Tulsa-EVANS, D. 1-1; WADLEY, K. 1-1.

Game 8 • SMU 35, Tulane 31

Yulman Stadium • New Orleans
Oct. 29 • 25,780 Attendance

It was a tale of two halves for Tulane football in its homecoming contest against SMU on Saturday afternoon inside Yulman Stadium.

After the Green Wave obtained just 80 yards in the first half, Tulane then surged for 311 yards in the second half, garnering a 31-21 lead just minutes into the fourth quarter. However, the Mustangs retaliated with two late fourth quarter touchdowns, including a 10-play, 78-yard go-ahead drive with just 1:16 remaining to clinch the 35-31 victory.

SMU (4-4, 2-2 American Athletic Conference | West) only needed three minutes and two seconds in the first quarter to score 14 points, utilizing a 54-yard pass on their first scoring drive and a 41-yard rush on the next. Tulane (3-5, 0-4 The American | West) reached the end zone in opening quarter as well, as Dontrell Hilliard capped a nine-play, 47-yard drive with an eight-yard touchdown run.

Later, trailing 21-10 at half, the Green Wave picked up its intensity by recording 14 unanswered points in the third quarter. The defensive unit led the way, creating opportune field position as Tulane's first scoring drive of the quarter began on SMU's 38-yard line. Glen Cuiellette then connected with Terren Encalade for a 24-yard touchdown strike, only to repeat said performance and play on their ensuing drive to take a 24-21 lead.

The Wave then extended its lead to 31-21 in the first five minutes of the fourth quarter when they went 92 yards on six carries from Sherman Badie, Josh Rounds and Hilliard, including a season best 67-yard rush from the latter. The drive was capped by a nine-yard carry from Badie, which marked his first touchdown of the year.

Yet, SMU retaliated with two late fourth quarter touchdowns, completing back-to-back 10-play, 70-yard drives, to escape with the 35-31 victory.

Score by Quarters	1	2	3	4	Total
SMU	14	7	0	14	35
Tulane	7	3	14	7	31

Qtr Time Scoring play

1st	13:07	SMU - PROCHE, James 8 yd pass from HICKS, Ben (WILLIAMS, Josh kick), 5-67 1:53	
	06:05	TLN - HILLIARD, Dontrell 8 yd run (DIROCCO, Andrew kick), 9-47 3:46	
	04:56	SMU - FREEMAN, Ke'Mon 1 yd run (WILLIAMS, Josh kick), 4-65 1:09	
2nd	12:41	TLN - DIROCCO, Andrew 43 yd field goal, 4-1 1:27	
	04:35	SMU - PROCHE, James 35 yd pass from HICKS, Ben (WILLIAMS, Josh kick), 8-68 3:24	
	04:19	TLN - ENCALADE, Terren 24 yd pass from CUIELLETTE, Glen (DIROCCO, Andrew kick), 4-38 1:53	
3rd	00:08	TLN - ENCALADE, Terren 24 yd pass from CUIELLETTE, Glen (DIROCCO, Andrew kick), 5-59 1:48	
	4th	10:37	TLN - BADIE, Sherman 9 yd run (DIROCCO, Andrew kick), 6-92 3:02
		06:24	SMU - WEST, Braeden 1 yd run (WILLIAMS, Josh kick), 10-73 4:08
	01:16	SMU - WEST, Braeden 1 yd run (WILLIAMS, Josh kick), 10-78 2:26	

	SMU	TLN
FIRST DOWNS	22	18
RUSHES-YARDS (NET)	43-137	46-227
PASSING YDS (NET)	302	164
Passes Att-Comp-Int	31-16-2	26-13-1
TOTAL OFFENSE PLAYS-YARDS	74-439	72-391
Fumble Returns-Yards	0-0	0-0
Punt Returns-Yards	0-0	1-0
Kickoff Returns-Yards	3-65	5-126
Interception Returns-Yards	1-0	2-26
Punts (Number-Avg)	6-37.2	7-41.1
Fumbles-Lost	1-0	0-0
Penalties-Yards	6-57	10-100
Possession Time	28:21	31:39
Third-Down Conversions	10 of 17	4 of 16
Fourth-Down Conversions	0 of 0	3 of 4
Red-Zone Scores-Chances	4-5	3-3
Sacks By: Number-Yards	2-11	4-28

RUSHING: SMU-WEST, Braeden 22-119; GAILLIARD, M. 5-20; FREEMAN, Ke'Mon 9-12; PROCHE, James 1-3; HICKS, Ben 6-minus 17. Tulane-HILLIARD, Dontrell 13-111; ROUNDS, Josh 7-58; CUIELLETTE, Glen 13-29; BADIE, Sherman 6-20; THOMPSON, Lazedrick 3-8; GLENN, Devin 1-3; BRANTLEY, Johnathan 3-minus 2.

PASSING: SMU-HICKS, Ben 16-31-2-302. Tulane-CUIELLETTE, Glen 13-26-1-164.

RECEIVING: SMU-PROCHE, James 6-164; CASTILLE, X. 3-57; WEST, Braeden 3-18; SUTTON, C. 2-25; WALKER, Shelby 1-27; GAILLIARD, M. 1-11. Tulane-ENCALADE, Terren 4-75; HILLIARD, Dontrell 3-35; DACE, Larry 2-22; SCOTT, Trey 2-14; BADIE, Sherman 1-10; MOONEY, Darnell 1-8.

INTERCEPTIONS: SMU-MILLINES, D. 1-0. Tulane-SHENALL, Taris 1-23; CARROLL, Quinlan 1-3.

FUMBLES: SMU-WEST, Braeden 1-0. Tulane-None.

Game 9 • UCF 37, Tulane 6

Bright House Networks Stadium • Orlando, Fla.

Nov. 5 • 31,571 Attendance

Inclement weather hampered the offenses of both the Tulane football squad and the UConn Huskies on Saturday evening at Yulman Stadium, as rain fell from kickoff to the final whistle in what would be a 7-3 Green Wave loss to the Huskies on Homecoming weekend.

Both teams punted 11 times, while neither offense eclipsed the 230-yard mark on offense. Heavy rains and wind kept both teams from executing their plan, and one errant throw by the Green Wave was all it took for UConn to leave New Orleans with a victory.

The Huskies (5-5, 3-3 The American) struck first early in the contest, giving them what ended up being all the points they would need on the day. After punts by both teams on their first two drives, Tulane (2-7, 1-5 The American) received the ball in decent field position. However, a throw by redshirt-sophomore quarterback Tanner Lee fell into the hands of UConn's Jamar Summers, who returned the interception 67 yards for a touchdown.

In the second quarter, the rain began coming down heavy. However, that did not stop the Green Wave from getting on the board, as Lee and the offense strung together an 11-play drive that encompassed 41 yards. Sophomore kicker Andrew DiRocco notched his fifth field goal of the season on a 37-yard attempt.

At the close of the second half, UConn attempted to heave one in the end zone from 44 yards out, but senior safety Darion Monroe prevented a score by picking off his second interception of the year and fifth of his career.

Midway through the third quarter, UConn put together a 10-play drive that was extended after picking up a fourth down conversion halfway through the action. The Huskies marched all the way down to Tulane 16 before Bobby Puyol attempted a 34-yard field goal. The drive ended there, though, as redshirt-sophomore Parry Nickerson blocked the attempt to keep the score at 7-3. It marked Tulane's first blocked field goal in nearly two years.

The two teams traded field position from that point on, as the rain and wind continued to come down in full force during the fourth quarter. Lee and offense had the ball at the conclusion of the game, and connected with sophomore tight end Trey Scott on a 22-yard pass with a few seconds left, but the final three passes of the game fell incomplete as the Huskies scampered away with a victory.

Lee finished the game 13-of-40 for 106 yards and an interception, while sophomore running back Dontrell Hilliard paced the running attack with 35 yards on eight carries.

On defense, Monroe totaled 11 tackles (8 solo, 3 assists), while junior linebacker Nico Marley notched 10 (7 solo, 3 assists). As a team, the Green Wave totaled 9.0 tackles for loss, including two each from Marley and junior defensive tackle Tanzel Smart.

Score by Quarters	1	2	3	4	Total
Tulane	6	0	0	0	6
UCF	0	7	13	17	37

Qtr	Time	Scoring play
1st	12:23	TLN - HILLIARD, Dontrell 14 yd run (DIROCCO, Andrew kick blocked), 5-42 2:30
2nd	07:39	UCF - MILTON, M. 1 yd run (WRIGHT, Matthew kick), 7-58 3:04
3rd	07:23	UCF - JOHNSON, Drico 30 yd fumble recovery (WRIGHT, Matthew kick failed) 06:34 UCF - GRIFFIN, Shqll 33 yd interception return (WRIGHT, Matthew kick)
4th	14:55	UCF - WRIGHT, Matthew 39 yd field goal, 9-50 2:17
	11:23	UCF - JOHNSON, Drico 86 yd interception return (WRIGHT, Matthew kick)
	02:09	UCF - HOLMAN, Justin 1 yd run (WRIGHT, Matthew kick), 6-80 2:44

	TLN	UCF
FIRST DOWNS	22	16
RUSHES-YARDS (NET)	64-280	32-147
PASSING YDS (NET)	68	150
Passes Att-Comp-Int	21-5-3	23-12-1
TOTAL OFFENSE PLAYS-YARDS	85-348	55-297
Fumble Returns-Yards	0-0	1-30
Punt Returns-Yards	0-0	0-0
Kickoff Returns-Yards	1-20	1-27
Interception Returns-Yards	1-0	3-119
Punts (Number-Avg)	4-43.0	4-38.2
Fumbles-Lost	2-2	1-1
Penalties-Yards	6-65	6-68
Possession Time	39:50	20:10
Third-Down Conversions	5 of 17	3 of 10
Fourth-Down Conversions	2 of 4	0 of 1
Red-Zone Scores-Chances	1-3	2-2
Sacks By: Number-Yards	1-10	0-0

RUSHING: Tulane-HILLIARD, Dontrell 18-84; THOMPSON, Lazedrick 9-60; ROUNDS, Josh 13-48; BADIE, Sherman 10-47; ENCALADE, Terren 2-23; CUIELLETTE, Glen 11-18; SCOTT, Trey 1-0. UCF-KILLINS, Adrian 5-47; HAMILTON, Jawon 6-30; WILSON, Dont. 8-28; MILTON, M. 8-15; MCGOWAN, Taj 3-14; HOLMAN, Justin 2-13.

PASSING: Tulane-CUIELLETTE, Glen 5-21-3-68. UCF-MILTON, M. 9-20-1-85; HOLMAN, Justin 3-3-0-65.

RECEIVING: Tulane-GLENN, Devin 2-25; MOONEY, Darnell 2-23; ENCALADE, Terren 1-20. UCF-KILLINS, Adrian 5-61; SMITH, TreQuan 2-19; FRANKS, Jordan 2-13; JONES, Hayden 1-50; WILSON, Dont. 1-6; BLOOM, Cal 1-1.

INTERCEPTIONS: Tulane-NICKERSON, Parry 1-0. UCF-GRIFFIN, Shqll 2-33; JOHNSON, Drico 1-86.

FUMBLES: Tulane-CUIELLETTE, Glen 2-2. UCF-KILLINS, Adrian 1-1.

Game 10 • Houston 30, Tulane 18

TDECU Stadium • Houston, Texas

Nov. 12 • 36,552 Attendance

Tulane football showed some glimpses of progress on offense but it was not enough to outduel Houston's high-powered offense as the Green Wave fell 30-18 to the Cougars on the road. The Green Wave (3-7, 0-6 American Athletic Conference | West) posted 341 yards of total offense and got touchdowns on the ground for the fifth-straight game and connected on touchdowns through the air for the first time in two games. Tulane outgained Houston 341-287 and kept the Cougars from reaching 300 offensive yards, ending their 35-game streak of compiling 300 or more offensive yards in a game dating back to their inaugural game at TDECU Stadium on Oct. 29, 2014.

Houston (8-2, 5-2 The American | West) jumped out to a two-touchdown lead early after recovering a muffed punt in the end zone within the first two minutes of the game. The Cougars added the second touchdown on their next offensive possession with an 82-yard march down the field in 11 plays capped off by five-yard scamper by quarterback Greg Ward, Jr. to move the score to 14-0.

The Green Wave answered with an eight-play, 57-yard scoring drive of their own, highlighted by sophomore quarterback Glen Cuiellette connecting with freshman wide receiver Darnell Mooney for 21 yards to cut the lead to 14-7. Tulane tacked on another three points on its next offensive possession as junior placekicker booted his ninth field goal of the season from 41 yards out to pull within four at 14-10.

Houston responded with touchdowns in back-to-back possessions, courtesy of the arm of Ward, Jr., to push the lead to 28-10 going into halftime. That score stood until late in the fourth quarter as Tulane's defense stiffened to limit the Cougars' offense to only 56 yards in the second half. Offensively over the final 30 minutes, the Green Wave showed some life with a fourth-quarter drive that concluded with Cuiellette hooking up with freshman wide receiver D.J. Owens on a 28-yard scoring strike. Cuiellette added to that touchdown with a completion to redshirt senior running back Josh Rounds on a successful two-point conversion to cut the deficit to 28-18.

Houston's final two points came on a personal foul, facemask penalty on Tulane on the Wave's own six-yard line that resulted in a team safety for the Cougars and thwarted any comeback attempt.

Score by Quarters	1	2	3	4	Total
Tulane	7	3	0	8	18
Houston	14	14	0	2	30

Qtr	Time	Scoring play
1st	13:43	HOU - WINCHESTER, J. 0 yd fumble recovery (CUMMINGS, Ty kick)
	06:27	HOU - WARD Jr., Greg 5 yd run (CUMMINGS, Ty kick), 11-82 3:40
	00:41	TLN - MOONEY, Darnell 21 yd pass from CUIELLETTE, Glen (DIROCCO, Andrew kick), 8-57 3:37
2nd	13:39	TLN - DIROCCO, Andrew 41 yd field goal, 5-26 1:59
	07:17	HOU - DUNBAR, Steven 16 yd pass from WARD Jr., Greg (CUMMINGS, Ty kick), 6-53 2:30
	04:27	HOU - ALLEN, Chance 6 yd pass from WARD Jr., Greg (CUMMINGS, Ty kick), 6-60 2:26
4th	04:27	TLN - OWENS, D.J. 28 yd pass from CUIELLETTE, Glen (ROUNDS, Josh pass from CUIELLETTE, G.), 9-89 2:17
	03:51	HOU - Team safety

	TLN	HOU
FIRST DOWNS	17	14
RUSHES-YARDS (NET)	36-100	35-66
PASSING YDS (NET)	241	221
Passes Att-Comp-Int	42-21-0	37-21-1
TOTAL OFFENSE PLAYS-YARDS	78-341	72-287
Fumble Returns-Yards	0-0	0-0
Punt Returns-Yards	2-12	2-6
Kickoff Returns-Yards	3-76	3-6
Interception Returns-Yards	1-2	0-0
Punts (Number-Avg)	9-37.3	11-44.2
Fumbles-Lost	1-1	2-1
Penalties-Yards	5-33	7-55
Possession Time	31:28	28:32
Third-Down Conversions	5 of 19	7 of 17
Fourth-Down Conversions	1 of 4	0 of 0
Red-Zone Scores-Chances	0-0	3-3
Sacks By: Number-Yards	4-29	3-17

RUSHING: Tulane-ROUNDS, Josh 8-72; THOMPSON, Lazedrick 2-20; HILLIARD, Dontrell 8-13; BADIE, Sherman 4-7; TEAM 1-minus 2; CUIELLETTE, Glen 13-minus 10. Houston-CATALON, Duke 20-50; POSTMA, Kyle 5-13; BIRDEN, Dillon 3-11; WARD Jr., Greg 5-minus 3; Team 2-minus 5.

PASSING: Tulane-CUIELLETTE, Glen 21-42-0-241. Houston-WARD Jr., Greg 18-30-0-189; POSTMA, Kyle 3-6-1-32; Team 0-1-0-0.

RECEIVING: Tulane-MOONEY, Darnell 7-63; ENCALADE, Terren 5-41; DACE, Larry 4-55; OWENS, D.J. 1-28; ARDOIN, Kendall 1-21; HILLIARD, Dontrell 1-15; ROUNDS, Josh 1-15; COOPER, Tristan 1-3. Houston-BONNER, Linell 9-97; CATALON, Duke 4-8; ALLEN, Chance 3-64; DUNBAR, Steven 2-33; CORBIN, Keith 2-17; MCCLOSKEY, T. 1-2.

INTERCEPTIONS: Tulane-LEWIS, Donnie 1-2. Houston-None.

FUMBLES: Tulane-NICKERSON, Parry 1-1. Houston-WILLIAMS, Terr. 1-1; WILDER, Collin 1-0.

2016 GAME RECAPS

Game 11 • Temple 31, Tulane 0

Yulman Stadium • New Orleans, La.
Nov. 19 • 16,497 Attendance

Tulane football suffered from some offensive woes on Saturday, as the Green Wave could only muster up 142 total yards and eight first downs, as the visiting Temple Owls took advantage and prevailed with the 31-0 shutout. Temple controlled the ball for just over 40 minutes as the Owls garnered 533 total yards.

Temple (8-3, 6-1 American Athletic Conference | East) took advantage of a costly Tulane fumble in its own territory just midway through the first quarter, needing just four plays for 34 yards to take a 7-0 lead. Quarterback Phillip Walker connected with wide receiver Ventell Bryant for 31 yards before running back Jahad Thomas capped the drive with a two-yard touchdown rush.

The Green Wave (3-8, 0-7 The American | West) defense held strong for the remainder of the first half, even stopping a fourth and one on their own one-yard line, thus keeping Temple off the board until just one minute before the half. That's when the Owls' Phillip-Bryant connection struck again, this time for 39 yards, working their way to the Tulane five-yard line, before settling for a field goal and a narrow 10-0 advantage at the half.

However, the Wave were unable to secure a first down in the third quarter, as Temple capitalized with two touchdown drives, including one that went 14 plays, 73 yards, spanning 7:35 – a season long against Tulane.

With the offense still stalling in the fourth quarter, Temple tacked on one more touchdown via a 10-play, 84-yard drive spanning 5:12, to bring the game to its final score of 31-0. The result marked the first time Tulane had been shutout since the third game of the 2012 season.

Score by Quarters	1	2	3	4	Total
Temple	7	3	14	7	31
Tulane	0	0	0	0	0

Qtr	Time	Scoring play
1st	06:12	TEM - THOMAS, Jahad 2 yd run (BOUMERHI, Aaron kick), 4-34 1:47
2nd	00:04	TEM - BOUMERHI, Aaron 32 yd field goal, 10-63 2:29
3rd	06:03	TEM - BRYANT, Ventell 12 yd pass from WALKER, Phillip (BOUMERHI, Aaron kick), 14-73 7:30
02:56	TEM - THOMAS, Jahad 42 yd pass from WALKER, Phillip (BOUMERHI, Aaron kick), 5-78 2:39	
4th	06:08	TEM - WRIGHT, Isaiah 22 yd run (BOUMERHI, Aaron kick), 10-84 5:12

	TEM	TLN
FIRST DOWNS	26	8
RUSHES-YARDS (NET)	48-196	33-118
PASSING YDS (NET)	337	24
Passes Att-Comp-Int	33-18-0	13-4-0
TOTAL OFFENSE PLAYS-YARDS	81-533	46-142
Fumble Returns-Yards	0-0	0-0
Punt Returns-Yards	1-0	0-0
Kickoff Returns-Yards	1-25	5-86
Interception Returns-Yards	0-0	0-0
Punts (Number-Avg)	3-41.0	8-39.2
Fumbles-Lost	1-0	2-2
Penalties-Yards	7-55	6-50
Possession Time	40:06	19:54
Third-Down Conversions	13 of 20	1 of 10
Fourth-Down Conversions	0 of 2	0 of 0
Red-Zone Scores-Chances	3-5	0-0
Sacks By: Number-Yards	1-6	0-0

RUSHING: Temple-THOMAS, Jahad 22-57; WRIGHT, Isaiah 3-49; JENNINGS, Adonis 3-36; GARDNER, Jager 12-33; JONES, Randle 2-13; WALKER, Phillip 3-8; SHARGA, Nick 1-2; WILLIAMS, Travon 1-0; MARCHI, Logan 1-minus 2. Tulane-ROUNDS, Josh 10-37; BRANTLEY, Johnathan 7-33; THOMPSON, Lazedrick 4-22; HILLIARD, Dontrell 5-22; CUIELLETTE, Glen 3-6; BADIE, Sherman 3-3; ENCALADE, Terren 1-minus 5.

PASSING: Temple-WALKER, Phillip 18-33-0-337. Tulane-CUIELLETTE, Glen 3-12-0-17; BRANTLEY, Johnathan 1-1-0-7.

RECEIVING: Temple-BRYANT, Ventell 9-168; THOMAS, Jahad 2-46; KIRKWOOD, Keith 2-39; JENNINGS, Adonis 2-39; WRIGHT, Isaiah 1-30; DELOATCH, Romond 1-8; SMITH, Nate L. 1-7. Tulane-GLENN, Devin 1-7; MOONEY, Darnell 1-7; ENCALADE, Terren 1-5; ROUNDS, Josh 1-5.

INTERCEPTIONS: Temple-None. Tulane-None.

FUMBLES: Temple-WALKER, Phillip 1-0. Tulane-CUIELLETTE, Glen 1-1; BRANTLEY, Johnathan 1-1.

Game 12 • Tulane 34, UConn 12

Pratt & Whitney Stadium • East Hartford, Conn.
Nov. 26 • 20,764 Attendance

Tulane football capped the 2016 season in winning fashion with a convincing 38-13 road victory over UConn.

The Green Wave (4-8, 1-7 American Athletic Conference | West) played well in all three phases to give first-year head coach Willie Fritz his first conference win since arriving in New Orleans.

On offense, triple-option ground attack compiled 255 yards and five touchdowns. Redshirt senior running back Lazedrick Thompson ran for a career-high three scores and his backfield classmate Josh Rounds ran for two. On defense, the Wave forced and recovered two fumbles, both were recovered by senior linebacker Nico Marley, and grabbed two interceptions. On special teams, freshman linebacker Larry Bryant blocked and recovered a punt in the first quarter and redshirt junior free safety Jarrod Franklin blocked a field goal in the second quarter.

It was Bryant's block that put Tulane in business in the early going as he got a hand on the ball and recovered it on the UConn 23-yard line on the Huskies' fifth offensive play. The Green Wave converted the turnover into points with a 23-yard field goal by junior placekicker Andrew DiRocco.

Tulane took control of the game over its next four offensive possessions as three resulted in touchdowns. Rounds punched it in from one yard out and then from four yards out to put the Wave up 17-0 with just over nine minutes remaining before halftime. Teamer's interception on the Huskies' next offensive possession got the ball right back to the offense on the Wave's own 41-yard line. Eight plays later, Thompson scored the first of his three touchdowns on a three-yard run to push the advantage to 24-0 at the break.

UConn (3-9, 1-7 The American | East) got on the board in the third quarter on a 62-yard scoring run by Arkeel Newsome. The Huskies' two-point conversion failed so the score stood at 24-6.

Tulane answered with another long scoring drive, 12 plays for 75 yards, that lasted seven minutes and ended with Thompson bulldozing in from one yard out on the first play of the fourth quarter on fourth down. With the extra point, the Wave moved its lead to 31-6.

Newsome scored again for UConn, this time on a 20-yard reception, midway through the fourth quarter to make the score 31-13.

Tulane tacked on a final touchdown on its next offensive play after Franklin recovered UConn's on-side kick attempt on the Wave's own 45-yard line. It was Thompson for the hat trick, rumbling 45 yards to make the score 38-13.

Thompson closed his time wearing the Olive and Blue with career highs in carries (23), yards (108) and touchdowns (3). Marley put a stamp on his stellar career with 1.0 tackles for loss in the game to become school's all-time leader with 50.5, surpassing Kenan Blackmon's 50.0 tackles for loss from 1999-2002.

Score by Quarters	1	2	3	4	Total
Tulane	10	14	0	14	38
UConn	0	0	6	7	13

Qtr	Time	Scoring play
1st	10:10	TLN - DIROCCO, Andrew 23 yd field goal, 7-17 3:06
07:33	TLN - ROUNDS, Josh 1 yd run (DIROCCO, Andrew kick), 5-60 1:35	
2nd	09:02	TLN - ROUNDS, Josh 4 yd run (DIROCCO, Andrew kick), 9-80 4:17
03:18	TLN - THOMPSON, Lazedrick 3 yd run (DIROCCO, Andrew kick), 8-59 4:21	
3rd	06:55	UCONN - NEWSOME, Arkeel 62 yd run (WILLIAMS, Don. rush failed), 3-70 0:50
14:55	TLN - THOMPSON, Lazedrick 1 yd run (DIROCCO, Andrew kick), 12-75 7:00	
08:31	UCONN - NEWSOME, Arkeel 20 yd pass from WILLIAMS, Don. (PUYOL, Bobby kick), 7-52 2:21	
08:21	TLN - THOMPSON, Lazedrick 45 yd run (DIROCCO, Andrew kick), 1-45 0:10	

	TLN	UCONN
FIRST DOWNS	17	13
RUSHES-YARDS (NET)	56-255	24-184
PASSING YDS (NET)	166	124
Passes Att-Comp-Int	19-11-1	31-15-2
TOTAL OFFENSE PLAYS-YARDS	75-421	55-308
Fumble Returns-Yards	0-0	0-0
Punt Returns-Yards	3-25	0-0
Kickoff Returns-Yards	0-0	4-74
Interception Returns-Yards	2-38	1-0
Punts (Number-Avg)	6-35.3	6-35.7
Fumbles-Lost	1-0	2-2
Penalties-Yards	5-40	1-3
Possession Time	39:20	20:40
Third-Down Conversions	7 of 17	4 of 13
Fourth-Down Conversions	2 of 2	0 of 1
Red-Zone Scores-Chances	5-7	1-2
Sacks By: Number-Yards	3-10	0-0

RUSHING: Tulane-THOMPSON, Lazedrick 23-108; ROUNDS, Josh 16-78; CUIELLETTE, Glen 6-25; BADIE, Sherman 4-22; BRADWELL, Darius 3-12; BRANTLEY, Johnathan 2-8; MOONEY, Darnell 1-4; TEAM 1-minus 2. UConn-NEWSOME, Arkeel 15-166; THOMAS, Noel 3-20; JOHNSON, Ron 1-3; WILLIAMS, Don. 4-minus 2; ANDERSON, Garr. 1-minus 3.

PASSING: Tulane-CUIELLETTE, Glen 11-19-1-166. UConn-WILLIAMS, Don. 11-26-2-104; ANDERSON, Garr. 3-4-0-9; THOMAS, Noel 1-1-0-11.

RECEIVING: Tulane-DACE, Larry 4-39; ENCALADE, Terren 2-57; MOONEY, Darnell 2-26; ARDOIN, Kendall 1-32; ROUNDS, Josh 1-9; BADIE, Sherman 1-3. UConn-THOMAS, Noel 9-60; NEWSOME, Arkeel 2-28; MAYALA, Hergy 2-14; MYERS, Tommy 1-11; WILLIAMS, Don. 1-11.

INTERCEPTIONS: Tulane-NICKERSON, Parry 1-38; TEAMER, Roderic 1-0. UConn-SUMMERS, Jamar 1-0.

FUMBLES: Tulane-LEWIS, Donnie 1-0. UConn-NEWSOME, Arkeel 1-1; THOMAS, Noel 1-1.

2017 OPPONENTS

EAST CAROLINA

13 games
East Carolina leads, 10-3

Year	Winner	Score	Site
11/2/1991	ECU	38-28	Greenville, N.C.
10/18/1997	Tulane	33-16	New Orleans
10/23/1999	ECU	52-7	Greenville, N.C.
9/16/2000	ECU	37-17	Greenville, N.C.
9/8/2001	ECU	51-24	New Orleans
9/14/2002	ECU	24-20	Greenville, N.C.
11/22/2003	Tulane	28-18	New Orleans
10/9/2004	ECU	27-25	Greenville, N.C.
11/24/2007	ECU	35-12	Greenville, N.C.
9/13/2008	ECU	28-24	New Orleans
11/29/2011	ECU	34-13	Greenville, N.C.
11/17/2012	ECU	28-23	New Orleans
10/12/2013	Tulane	36-33/OT	New Orleans
11/22/2014	ECU	34-6	Greenville, N.C.

Last meeting: 11/22/2014 (Greenville, N.C.)

Tulane at home: 3-4

Tulane at East Carolina: 0-7

Last win at Tulane: 10/12/2013
(Tulane 36, East Carolina 33 (OT))

Last win at East Carolina: N/A

Longest Tulane win streak: 1 game

Longest East Carolina win streak: 5 games

Most points by Tulane: 36, 10/12/2013
(Tulane 36, East Carolina 33 (OT))

Most points by East Carolina: 52, 10/23/1999
(East Carolina 52, Tulane 7)

Largest Tulane margin victory: 17, 10/18/1997
(Tulane 33, East Carolina 16)

Largest East Carolina margin victory: 45, 10/23/1999
(East Carolina 52, Tulane 7)

HOUSTON

21 games
Houston leads series, 16-5

Year	Winner	Score	Site
9/14/1968	Houston	54-7	Houston, Texas
12/29/1973	Houston	47-7	Houston, Texas (Astro-Bluebonnet Bowl)
11/2/1996	Houston	20-17	New Orleans
11/22/1997	Tulane	44-10	Houston, Texas
11/21/1998	Tulane	48-20	New Orleans
11/6/1999	Houston	36-31	Houston, Texas
11/4/2000	Tulane	41-23	New Orleans
9/7/2002	Tulane	34-13	Houston, Texas
10/11/2003	Houston	45-42	New Orleans (Tad Gormley Stadium)
10/30/2004	Houston	24-3	Houston, Texas
10/8/2005	Houston	35-14	Lafayette, La. (Cajun Field)
9/9/2006	Houston	45-7	Houston, Texas
9/15/2007	Houston	38-17	New Orleans
11/8/2008	Houston	42-14	Houston, Texas
10/17/2009	Houston	44-16	New Orleans
9/25/2010	Houston	42-23	Houston, Texas
11/12/2011	Houston	73-17	New Orleans
11/24/2012	Houston	40-17	Houston, Texas
11/8/2014	Tulane	31-24	Houston, Texas
10/16/2015	Houston	42-7	New Orleans
11/12/2016	Houston	30-18	Houston, Texas

Last meeting: 11/12/2016 (Houston, Texas)

Tulane at home: 2-6

Tulane at Houston: 3-9

Tulane at neutral site: 0-1

Last win at Tulane: 11/4/2000 (Tulane 41, Houston 23)

Last win at Houston: 11/8/2014 (Tulane 31, Houston 24)

Longest Tulane win streak: 2 games

Longest Houston win streak: 10 games

Most points by Tulane: 48, 11/21/1998 (Tulane 48, Houston 20)

Most points by Houston: 73, 11/12/2011 (Houston 73, Tulane 17)

Largest Tulane margin of victory: 34, 11/22/1997
(Tulane 44, Houston 10)

Largest Houston margin of victory: 56, 11/12/2011
(Houston 73, Tulane 17)

SMU

23 games
Tulane leads, 13-10

Year	Winner	Score	Site
10/23/1943	Tulane	12-6	New Orleans
10/28/1944	Tulane	27-7	New Orleans
10/27/1945	Tulane	19-7	New Orleans
9/24/1977	SMU	28-23	Dallas, Texas
9/29/1979	Tulane	24-17	New Orleans
10/4/1980	SMU	31-21	New Orleans
9/11/1982	SMU	51-7	Dallas, Texas
9/15/1990	Tulane	43-7	New Orleans
10/5/1991	SMU	31-17	New Orleans
9/5/1992	Tulane	13-12	Dallas, Texas
9/12/1998	Tulane	31-21	Dallas, Texas

9/11/1999	Tulane	53-19	New Orleans
9/23/2000	Tulane	29-17	Dallas, Texas
9/24/2005	Tulane	31-10	Dallas, Texas
9/30/2006	SMU	33-28	New Orleans
10/20/2007	Tulane (OT)	41-34	Dallas, Texas
9/25/2008	Tulane	34-27	New Orleans
11/28/2009	SMU	26-21	Dallas, Texas
10/30/2010	SMU	31-17	New Orleans
11/5/2011	SMU	45-24	Dallas, Texas
10/13/2012	Tulane	27-26	New Orleans
11/21/2015	SMU	49-21	Dallas, Texas
10/29/2016	SMU	35-31	New Orleans

Last meeting: 10/29/2016 (SMU 35, Tulane 31)

Tulane at home: 8-5

Tulane at SMU: 5-5

Last win at Tulane: 10/13/2012 (Tulane 27, SMU 26)

Last win at SMU: 10/20/2007 (Tulane 41, SMU 34 OT)

Longest Tulane win streak: 5 games

Longest SMU win streak: 3 games

Most points by Tulane: 53, 9/11/1999 (Tulane 53, SMU 19)

Most points by SMU: 51, 9/11/1982 (SMU 51, Tulane 7)

Largest Tulane margin of victory: 36, 9/15/1990
(Tulane 43, SMU 7)

Largest SMU margin of victory: 44, 9/11/1982
(SMU 51, Tulane 7)



Two-time first-team All-American Athletic Conference selection Tanzel Smart was a sixth-round draft pick by the Los Angeles Rams in the 2017 NFL Draft. He ended his career at Tulane with 40.5 tackles for loss and 9.5 sacks in 48 games.

AMERICAN ATHLETIC CONFERENCE

The American Athletic Conference consists of 13 prestigious institutions: the University of Central Florida, the University of Cincinnati, East Carolina University, the University of Connecticut, the University of Houston, the University of Memphis, the U.S. Naval Academy (in football only), the University of South Florida, Southern Methodist University, Temple University, Tulane University, the University of Tulsa, and Wichita State University.

Under the leadership of commissioner Mike Aresco, the American Athletic Conference has written an impressive list of accomplishments, both in the competitive arena and the classroom. The American has taken its place at the forefront of intercollegiate athletics, with a collection of national team and individual championships and football and men's and women's basketball postseason victories that place The American among the elite Division I FBS conferences.

The league has produced four NCAA championship teams – UConn men's basketball in 2014 and UConn women's basketball in 2014, 2015 and 2016 – in addition to two New Year's Six bowl champions, five NCAA individual championships, and one Rhodes Scholar. Additionally, American Athletic Conference teams have advanced to the College World Series, reached the semifinal and final rounds of the NIT, qualified for the match play round of the NCAA Men's Golf Championship and registered top-10 finishes at the NCAA Cross Country and Outdoor Track and Field championships.

The American Athletic Conference was one of six finalists for the 2016 Sports Business Journal Sports League of the Year award, along with Major League Baseball, Major League Soccer, NASCAR, the National Basketball Association and the PGA Tour.

In football, Temple and Navy were ranked in the final College Football Playoff poll of the 2016 season, marking the second straight season that The American finished with at least two ranked teams. Seven teams from The American played in bowl games, while three teams (USF, Temple, Tulsa) finished with at least 10 wins.

The American has had a combined 15 teams play in bowl games in the last two seasons, highlighted by Houston's win against Florida State in the 2015-16 Chick-fil-A Peach Bowl. Houston's finish at No. 8 nationally in 2015 gave The American a top-10 team in the final national polls for the second time in three seasons after UCF finished No. 10 in the 2013 rankings after the Knights' Fiesta Bowl win against Baylor. Additionally, Memphis, Navy, USF and Temple have all finished in the top 25 of either the CFP, Associated Press or USA Today polls as members of The American.

Individual teams in The American have enjoyed unprecedented success since the conference's formation. Houston went 13-1 in the 2015 football season, setting a school record for wins, while Navy won a program-record 11 games in its first season in the conference, also in 2015. The 2014 season saw Memphis finish with 10 wins in football for the first time since 1938, while Temple enjoyed its first 10-win season in 2015.

Beyond the gridiron, The American sent four teams to the 2016 NCAA Men's Basketball Championship, and the league had the best men's basketball postseason record of any conference in 2014. Since the conference's formation in 2013-14, teams from The American have registered top-

10 national rankings in football, men's basketball, women's basketball, baseball, men's soccer, men's golf, and men's track and field. Student-athletes from The American won three NCAA individual titles in track and field in 2016-17 as Cincinnati's Annette Echikunwoke won the indoor weight throw, Tulsa's Marc Scott won the outdoor 10,000-meter title, and Houston won the crown in the outdoor 4x100-meter relay.

Under The American's banner, SMU advanced to the NCAA Men's Basketball Championship for the first time since 1993. The UConn women's basketball team won its NCAA-record ninth, 10th and 11th national championships and broke its own NCAA record with a 111-game winning streak that spanned three seasons. UCF, East Carolina and Houston have all achieved top-10 rankings in baseball in the past three years. Tulsa placed sixth at the 2016 NCAA Men's Cross Country Championship, while USF finished the 2014-15 season at No. 8 in the final men's golf national ranking.

American Athletic Conference student-athletes have distinguished themselves in all facets of intercollegiate athletics. Temple linebacker Tyler Matakevich won the Bednarik Award and the Nagurski Trophy as the nation's top defensive player in 2015, while Navy quarterback Keenan Reynolds finished fifth in the Heisman Trophy voting. UConn basketball standout Breanna Stewart finished her career as the most decorated player in college basketball history as she was chosen as the consensus national player of the



#AmericanPow6r

year for the third time and became the first player to be named four times as the Most Outstanding Player at the Final Four. Reynolds and Stewart were selected as the winners of the 2016 AAU James E. Sullivan Award as the nation's top amateur athletes, marking only the second time in the 86-year history of the award that multiple winners were chosen.

Additionally, SMU's Avery Acker was chosen as the Division I women's volleyball Academic All-America of the Year in 2015, while Navy offensive guard E.K. Binns and East Carolina wide receiver Zay Jones have both been named as finalists for the 2016 Campbell Trophy, which is presented by the National Football Foundation to the top scholar-athlete in college football. Tulsa cross country standout Kirk Smith was chosen as a Rhodes Scholar in the fall of 2016, while two student-athletes from The American earned NCAA Postgraduate Scholarships in the conference's first three years.

American Athletic Conference alumni have made their mark in professional sports as well. UCF quarterback Blake Bortles was selected by the Jacksonville Jaguars with the

No. 3 pick in the 2014 NFL Draft. More recently, a number of American Athletic Conference athletes have been selected in the first round of the professional entry drafts in football, basketball, baseball and soccer. The American has had two first-round picks in football in each of three of the last four seasons, while the conference produced four first-round picks, including the top three selections, in the 2016 WNBA Draft.

The American Athletic Conference holds media rights partnerships with ESPN and CBS Sports which provide the conference with outstanding national exposure on the two industry leaders in sports television. The football portion of the contract calls for nearly 90 percent of conference-controlled games on national broadcast or national cable platforms. The first two American Athletic Conference Football Championships were televised by ABC as part of Championship Saturday.

In men's basketball, the television deal calls for all conference-controlled games to be televised, with more than 63 percent slotted for national broadcast or national cable – a minimum of 107 games. The entire postseason tournament is televised, including the championship game, which is on ABC or ESPN. Sixty percent of the American's women's basketball games are carried on national cable, regional sports networks or ESPN3, while the conference has a multi-year agreement with CBS Sports Network for coverage of select baseball games.

American Athletic Conference teams have access to the pinnacle of college football's postseason structure. An American representative would be chosen for the College Football Playoff semifinals if it is among the top four teams in the CFP selection committee's final ranking. Otherwise, the league would place its champion in a New Year's Bowl if it is ranked higher than the champions of Conference USA, the Mid-American Conference, the Mountain West Conference and the Sun Belt Conference.

Additionally, The American holds primary or secondary partnerships with 12 bowls for the current six-year cycle, ensuring multiple annual matchups against the nation's top conferences and providing desirable postseason destinations to member institutions and their fans.

The American Athletic Conference serves its membership from a state-of-the-art office located in Providence, R.I. The location of the conference headquarters – just steps from the city's Amtrak station and 10 minutes from T.F. Green International Airport – gives the conference easy access to its member schools. The conference headquarters also serves as the home of the American Digital Network, which provides live coverage of all 21 conference championships.

AMERICAN ATHLETIC CONFERENCE

2017 COMPOSITE SCHEDULE

Saturday, August 26

USF at San Jose State (7:30 p.m., CBSSN)

Thursday, August 31

Florida International at UCF (6 p.m.)
Austin Peay at Cincinnati (7 p.m., ESPN3)
Holy Cross at UConn (7:30 p.m., SNY)
Tulsa at Oklahoma State (7:30 p.m., FS1)
Louisiana-Monroe at Memphis (9 p.m., CBSSN)

Friday, September 1

Navy at Florida Atlantic (8 p.m., ESPNU)

Saturday, September 2

Temple at Notre Dame (3:30 p.m., NBC)
Stony Brook at USF (4 p.m., ESPN3)
James Madison at East Carolina (6 p.m., ESPN3)
Houston at UTSA (7 p.m., ASN)
Stephen F. Austin at SMU (7 p.m., ESPN3)
Grambling State at Tulane (8 p.m., ESPN3)

Saturday, September 9

Cincinnati at Michigan (Noon, ABC/ESPN)
USF at UConn * (Noon, ESPNNews)
East Carolina at West Virginia (Noon, FS2)
Tulane at Navy * (3:30 p.m., CBSSN)
Villanova at Temple (3:30 p.m., ESPN3)
Louisiana at Tulsa (4 p.m., ESPN3)
North Texas at SMU (7 p.m., ESPN3)
Memphis at UCF * (8 p.m., ESPNNews)
Houston at Arizona (10:30 p.m., ESPN/ESPN2/ESPNU)

Friday, September 15

Illinois at USF (7 p.m., ESPN)
Massachusetts at Temple (7 p.m., ESPNU)

Saturday, September 16

UConn at Virginia (Noon, ESPNU)
UCLA at Memphis (Noon, ABC/ESPN2)
Virginia Tech at East Carolina (3:30 p.m., CBSSN)
SMU at TCU (3:30 p.m., ESPNU)
Tulane at Oklahoma (6 p.m., Fox Sports Oklahoma)
Tulsa at Toledo (7 p.m., ESPN3)
Georgia Tech at UCF (7:30 p.m., ESPNNews)
Cincinnati at Miami (Ohio) (8 p.m., ESPN3)
Rice at Houston (8 p.m., ESPN3)

Thursday, September 21

Temple at USF * (7:30/8 p.m., ESPN)

Saturday, September 23

Cincinnati at Navy * (3:30 p.m., CBSSN)
Arkansas State at SMU (7 p.m., ESPN3)
UCF at Maryland
Texas Tech at Houston
Southern Illinois at Memphis
Army at Tulane
New Mexico at Tulsa

Saturday, September 30

Maine at UCF (6:30 p.m., ESPN3)
Marshall at Cincinnati
UConn at SMU *
USF at East Carolina *
Houston at Temple *
Memphis at Georgia State
Navy at Tulsa *

Friday, October 6

Memphis at UConn * (7 p.m., ESPN)

Saturday, October 7

Air Force at Navy (3:30 p.m., CBSSN)
UCF at Cincinnati *
Temple at East Carolina *
SMU at Houston *
Tulsa at Tulane *

Saturday, October 14

East Carolina at UCF *
UConn at Temple *
Massachusetts at USF
Houston at Tulsa *
Navy at Memphis *
Tulane at Florida International

Thursday, October 19

Memphis at Houston * (8 p.m., ESPN)
Saturday, October 21
Temple at Army (Noon, CBSSN)
UCF at Navy * (3:30 p.m., CBSSN)
SMU at Cincinnati *
Tulsa at UConn *
Brigham Young at East Carolina
USF at Tulane *

Friday, October 27

Tulane at Memphis * (8 p.m., CBSSN)
Tulsa at SMU * (9 p.m., ESPN2)

Saturday, October 28

Cincinnati at USF *
Missouri at UConn
East Carolina at Houston *

Thursday, November 2

Navy at Temple * (7:30/8 p.m., ESPN)

Friday, November 3

Memphis at Tulsa * (8 p.m., ESPN2)

Saturday, November 4

UCF at SMU *
Cincinnati at Tulane *
East Carolina at UConn *
Houston at USF *

Friday, November 10

Temple at Cincinnati * (7 p.m., ESPN2)

Saturday, November 11

SMU at Navy * (3:30 p.m., CBSSN)
UConn at UCF *
Tulane at East Carolina *

Thursday, November 16

Tulsa at USF (7:30/8 p.m., ESPN) *

Saturday, November 18

Navy at Notre Dame (3:30 p.m., NBC)
UConn vs. Boston College 1 (7 p.m., CBSSN)
UCF at Temple *
Cincinnati at East Carolina *
Houston at Tulane *
SMU at Memphis *

2016 AMERICAN ATHLETIC CONFERENCE FINAL STANDINGS

TEAM	AAC Games		All Games				
	W-L	PCT.	W-L	PCT.	H	A	N
West							
Navy *	7-1	.875	9-5	.643	6-1	3-3	0-1
Tulsa	6-2	.750	10-3	.769	6-0	3-3	1-0
Memphis	5-3	.625	8-5	.615	5-2	3-2	0-1
Houston	5-3	.625	9-4	.692	7-0	2-3	0-1
SMU	3-5	.375	5-7	.417	2-4	3-3	0-0
Tulane	1-7	.125	4-8	.333	2-4	2-4	0-0
East							
Temple *	7-1	.875	10-4	.714	6-1	4-2	0-1
USF	7-1	.875	11-2	.846	6-1	4-1	1-0
UCF	4-4	.500	6-7	.462	3-3	3-3	0-1
Cincinnati	1-7	.125	4-8	.333	3-4	1-4	0-0
East Carolina	1-7	.125	3-9	.250	3-3	0-6	0-0
UConn	1-7	.125	3-9	.250	3-4	0-5	0-0

Friday, November 24

USF at UCF * (ABC/ESPN Network)
Navy at Houston * (ABC/ESPN Network)

Saturday, November 25

UConn at Cincinnati *
East Carolina at Memphis *
Temple at Tulsa *
Tulane at SMU *

Saturday, December 2

American Athletic Conference Championship
(ABC/ESPN)

Saturday, December 9

Navy vs. Army 2 (3 p.m., CBS)

Bowl Results

Las Vegas Bowl • Dec. 17

San Diego State 34, Houston 10

AutoNation Cure Bowl • Dec. 17

Arkansas State 31, UCF 13

Miami Beach Bowl • Dec. 19

Tulsa 55, Central Michigan 10

Boca Raton Bowl • Dec. 20

Western Kentucky 51, Memphis 31

Lockheed Martin Armed Forces Bowl • Dec. 23

Louisiana Tech 48, Navy 45

Military Bowl • Dec. 27

Wake Forest 34, Temple 26

Birmingham Bowl • Dec. 29

USF 46, South Carolina 39 (OT)



AMERICAN ATHLETIC CONFERENCE

2017 BOWL PARTNERS

AUTONATION CURE BOWL

Orlando, Fla.
Camping World Stadium
The American vs. Sun Belt
Dec. 16 • 1:30 p.m. CT • CBSSN
www.CureBowl.com



HAWAII BOWL

Honolulu, Hawaii
Aloha Stadium
The American vs. Mountain West
Dec. 24 • 7:30 p.m. CT • ESPN
www.thehawaiibowl.com



BOCA RATON BOWL

Boca Raton, Fla.
FAU Stadium
The American vs. Conference USA/MAC
Dec. 19 • 6 p.m. CT • ESPN
www.thebocaratonbowl.com



MILITARY BOWL

Annapolis, Md.
Navy-Marine Corps. Stadium
The American vs. ACC
Dec. 28 • 12:30 p.m. CT • ESPN
www.militarybowl.org



FRISCO BOWL

Frisco, Texas
Toyota Stadium
The American vs. TBA
Dec. 20 • 7 p.m. CT • ESPN
www.thefriscobowl.com



**COTTON BOWL

Arlington, Texas
AT&T Stadium
At-Large vs. At-Large (NY6)
Jan. 2 • 12 p.m. CT • ESPN
www.cottonbowl.com



ST. PETERSBURG BOWL

St. Petersburg, Fla.
Tropicana Field
The American vs. C-USA
Dec. 21 • 7 p.m. CT • ESPN
www.stpetersburgbowl.com



**PLAYSTATION FIESTA BOWL

Arlington, Texas
AT&T Stadium
At-Large vs. At-Large (NY6)
Jan. 2 • 12 p.m. CT • ESPN
www.cottonbowl.com



BIRMINGHAM BOWL

Birmingham, Ala.
Legion Field
The American vs. SEC
Dec. 23 • 11 a.m. CT • ESPN
www.birminghambowl.com



**CHICK-FIL-A PEACH BOWL

Arlington, Texas
AT&T Stadium
At-Large vs. At-Large (NY6)
Jan. 2 • 12 p.m. CT • ESPN
www.cottonbowl.com



** - possible bowl for The American Champion



AMERICAN
ATHLETIC CONFERENCE

ALL-PURPOSE YARDS

INDIVIDUAL RECORDS

Most Total Plays

Game	44	Matt Forté vs. Memphis (44 rushes).....	10/27/07
Season	393	Matt Forté (361 rush, 32 rec., 1 ret.).....	2007
Career	1,103	Mewelde Moore (909 rush, 189 rec. 5 ret.).....	2000-03

Most Net Yards Gained

Game	342	Matt Forté vs. SMU.....	10/20/07
		(342 rushing)	
Season	2,259	Mewelde Moore.....	2001
		(1,421 rushing, 756 receiving, 82 return)	
Career	6,505	Mewelde Moore.....	2000-03
		(4,364 rushing, 2,059 receiving, 82 return)	

CAREER LEADERS

Player	Seasons	Rush	Rec	KR	PR	Yards
1. Melwede Moore	2000-03	4364	2059	82	0	6505
2. Matt Forté	2004-07	4265	985	11	0	5261
3. Michael Pierce	1987-89	684	1373	2570	0	4627
4. Jeff Liggon	1993-96	179	1009	2922	0	4110
5. Terrance Strickland	1988-92	758	800	2033	201	3792
6. Marc Zeno	1984-87	17	3725	0	0	3742
7. Don Zimmerman	1930-32	2369	24	245	950	*3733
8. Jeremy Williams	2006-09	200	2807	702	0	3709
9. Orleans Darkwa	2010-13	2953	595	150	0	3698
10. Eddie Price	1946-49	3095	0	537	0	3686

* - includes interception return yardage

SINGLE-SEASON LEADERS

Player	Year	Rush	Rec	KR	PR	Yards
1. Matt Forté	2007	2127	282	11	0	2420
2. Melwede Moore	2001	1421	756	82	0	2259
3. Rob Kelley	2011	332	178	1305	0	1815
4. Jeremy Williams	2009	167	1113	483	0	1763
5. Melwede Moore	2002	1138	545	0	0	1683
6. Michael Pierce	1988	345	534	765	0	1644
7. Tommy Mason	1960	663	376	314	99	1452
8. Eddie Price	1949	1137	81	0	219	1437
9. P.J. Franklin	1997	3	703	443	260	1409
10. JaJuan Dawson	1999	3	1051	328	0	1382

SINGLE-GAME LEADERS

Yards	Player	Date	Opponent	Add'l. Stats
1. 342	Matt Forté	10/20/07	SMU	342 rush
2. 336	Mewelde Moore	10/6/01	Cincinnati	249 rush/87 rec
3. 324	Jeremy Williams	11/7/09	UTEP	139 rec/145 ret
4. 312	Matt Forté	9/22/07	SLU	303 rush/9 rec
5. 293	Matt Forté	10/27/07	Memphis	278 rush/15 rec
6. 289	Eddie Price	11/5/49	Navy	238 rush/3 rec/48 ret
7. 285	André Anderson	10/11/08	UTEP	255 rush/30 rec
8. 283	Matt Forté	11/13/04	Army	216 rush/47 rec
9. 271	Jerome McIntosh	11/18/89	Vanderbilt	271 rec
271	Mewelde Moore	9/29/01	Southern	201 rush/70 rec

Running back Melwede Moore holds the Tulane record for all-purpose yards in career (6505). He completed his career ranked 12th on the NCAA's all-time all-purpose yardage list.



YEAR-BY-YEAR LEADERS

Year	Player	Rush	Rec	KOR	PR	Yards
1947	Eddie Price	471	36	148	26	681
1948	Eddie Price	1178	7	0	133	1318
1949	Eddie Price	1137	81	219	0	1437
1950	James Waggoner	663	88	110	7	868
1951	Not available	---	---	---	---	---
1952	Max McGee	428	199	220	132	979
1953	Max McGee	430	166	371	27	994
1954	Bobby Saia	422	0	278	0	700
1955	Ronny Quillian	685	-10	50	0	725
1956	Not available	---	---	---	---	---
1957	Claude Mason	338	132	180	15	665
1958	Richie Petitbon	213	0	276	42	531
1959	Terry Terrebonne	408	43	335	45	831
1960	Tommy Mason	663	376	314	99	1452
1961	Larry McIntire	112	18	352	45	527
1962	Jerry Graves	200	128	513	59	900
1963	Jerry Graves	104	129	239	50	522
1964	Jerry Graves	182	139	242	113	676
1965	Carl Crowder	301	145	266	113	825
1966	Bobby Duhon	748	0	0	20	768
1967	Warren Bankston	473	72	60	0	605
1968	Warren Bankston	473	90	182	0	745
1969	Joe Bullard	0	0	133	395	528
1970	David Abercrombie	933	62	153	0	1148
1971	Ricky Hebert	819	19	0	0	838
1972	Doug Bynum	507	10	16	0	533
1973	Doug Bynum	589	29	0	0	618
1974	Martin Mitchell	0	0	594	231	825
1975	Don Lemon	420	208	0	0	628
1976	Bill Kramer	467	278	13	0	758
1977	Marvin Christian	691	171	444	0	1306
1978	Marvin Christian	879	225	137	0	1241
1979	Reggie Reginelli	487	192	233	222	1134
1980	Robert Griffin	38	801	39	0	878
1981	Marvin Lewis	860	209	0	0	1069
1982	Robert Griffin	0	784	52	0	836
1983	Wayne Smith	85	835	0	0	920
1984	Mike Jones	573	291	0	0	864
1985	Marc Zeno	0	1137	0	0	1137
1986	Marc Zeno	0	1033	0	0	1033
1987	Michael Pierce	242	293	825	0	1360
1988	Michael Pierce	345	534	765	0	1644
1989	Terrance Strickland	121	350	498	8	977
1990	Terrance Strickland	281	313	554	111	1259
1991	Wil Ursin	-2	969	0	114	1081
1992	Terrance Strickland	305	51	775	82	1213
1993	Jeff Liggon	188	94	552	0	834
1994	Jeff Liggon	0	237	1038	0	1275
1995	Jeff Liggon	-9	330	625	0	946
1996	Jeff Liggon	0	348	707	0	1055
1997	P.J. Franklin	3	703	443	260	1409
1998	P.J. Franklin	55	1174	82	48	1359
1999	JaJuan Dawson	3	1051	328	0	1382
2000	Mewelde Moore	890	350	0	0	1240
2001	Mewelde Moore	1421	756	82	0	2259
2002	Mewelde Moore	1138	545	0	0	1683
2003	Mewelde Moore	915	408	0	0	1323
2004	Roydell Williams	-7	826	0	0	819
2005	Matt Forté	655	163	0	0	818
2006	Matt Forté	859	360	0	0	1219
2007	Matt Forté	2127	282	11	0	2420
2008	André Anderson	864	202	0	0	1066
2009	Jeremy Williams	167	1113	483	0	1763
2010	Orleans Darkwa	925	155	150	0	1230
2011	Rob Kelley	332	178	1305	0	1815
2012	Ryan Grant	0	1149	0	0	1149
2013	Ryan Grant	0	1039	0	0	1039
2014	Dontrell Hilliard	452	244	260	0	956
2015	Dontrell Hilliard	646	267	0	0	913
2016	Dontrell Hilliard	759	114	18	25	916

TEAM RECORDS

Fewest Plays Against

Game	30	by Northwestern State.....	9/28/29
Season	368	(6 Games).....	1943

Fewest Net Yards Allowed

Game	7	by Mississippi College.....	10/9/37
Season	1,026	(10 Games).....	1931

Fewest First Downs Allowed

Game	1	by Auburn.....	11/4/41
	1	by Kentucky.....	11/12/32
Season	55	(10 Games).....	1931

Rushing

Fewest Rushes Allowed

Game	15	by Northwestern State.....	9/28/29
Season	243	(6 Games).....	1943

Fewest Net Yards Allowed

Game	-54	by North Carolina.....	10/18/41
Season	423	(10 Games).....	1931

Lowest Average Allowed Per Rush

Game	-1.9	by North Carolina (28 carries, -54 yards).....	10/18/41
Season	1.7	372 carries, 603 yards (9 games).....	1941

Lowest Average Yards Allowed Per Game

Season	38.5	(11 games).....	1931
--------	------	-----------------	------

Passing

Fewest Net Yards Allowed

Game	-2	by Auburn (1-for-6).....	10/25/47
Season	413	(10 games).....	1957

Fewest Passing Attempts Allowed

Game	3	by Rice.....	9/13/97
	3	by Georgia Tech.....	10/22/77
	3	by Alabama.....	11/7/59
Season	94	(10 games).....	1957

Fewest Completions Allowed

Game	0	many times most recent by Vanderbilt.....	11/17/61
Season	33	(10 games).....	1957

Fewest Interceptions by Opponent

Season	4	(9 games).....	1939
--------	---	----------------	------

Most Quarterback Sacks

Game	11	vs. Florida A&M.....	9/11/04
Season	46	(11 games).....	1973

Punting

Most Punts by Opponent

Game	17	by Kentucky.....	11/12/32
Season	128	(11 games).....	1931

Lowest Average Per Opponent Punt

Game*	21.8	by Mississippi State.....	10/31/31
Season	31.2	(11 games).....	1931

*minimum five attempts

Most Punts Blocked by Tulane

Season	6	(11 games).....	1931
--------	---	-----------------	------



Sean Lucas and the 2002 Tulane defense set a school record with six touchdowns; three on fumble returns and three via interception return.

Scoring

Fewest Points Allowed

Season	0	(5 games).....	1900
	19	(6 games).....	1901

Most Defensive Touchdowns

Game	2	On Several Occasions Last vs. Marshall.....	10/29/05
Season	6	3 fumble & 3 interception (12 games).....	2002

Penalties

Most Penalties by Opponent

Game	18	by East Carolina.....	11/2/91
Season	103	(11 games).....	1991

Most Opponent Yards Penalized

Game	169	by Kentucky.....	11/1/80
Season	933	(11 games).....	1991

Turnovers

Most Turnovers Gained by Tulane

Season	44	24 fumbles & 20 interceptions (11 games).....	1980
--------	----	---	------

Most Interceptions by Tulane

Season	28	(11 games).....	1970
--------	----	-----------------	------

Most Fumbles by Opponent

Game	10	by Mississippi.....	9/27/80
Season	40	(11 games).....	1982

Most Fumbles Lost by Opponent

Game	8	by Mississippi.....	9/27/80
Season	24	(11 games).....	1980

TEAM SEASON HIGHS

Pass Interceptions

1.	28 in 1970	(11 games)
2.	26 in 1997	(11 games)
3.	22 in 2002	(13 games)
4.	20 in 1980	(11 games)
5.	19 in 2013	(13 games)
	19 in 1972	(11 games)
7.	18 in 1986	(11 games)
8.	17 in 1979	(11 games)
	17 in 2014	(12 games)
10.	16 in 1984	(11 games)

Sacks

1.	48 in 2002	(13 games)
2.	47 in 1973	(11 games)
3.	40 in 1979	(11 games)
4.	38 in 2013	(13 games)
5.	35 in 1997	(11 games)
	35 in 1977	(11 games)
7.	34 in 1981	(11 games)
8.	28 in 2007	(12 games)
9.	27 in 2000	(11 games)
	27 in 1999	(11 games)
	27 in 1984	(11 games)
	27 in 2005	(11 games)
	27 in 2011	(13 games)

INDIVIDUAL RECORDS

Most Interceptions

Game	4	Jimmy Glisson vs. Virginia	11/19/49
Season	9	Jimmy Glisson	1949
	9	Paul Ellis	1970
Career	18	Paul Ellis	1969-71

Most Interception Return Yardage

Game	110	Arthur Green vs. Army	10/16/76
Season	185	Lorenzo Doss	2013
Career	271	Lorenzo Doss	2012-14

Highest Yard-Per-Interception Return Avg.

Season	39.3	Charlie Daigle (3-for-118)	1951
	36.3	Mitchell Price (3-for-109)	1987

Longest Interception Return

Game	100	David Hebert vs. Rice (touchdown)	9/25/71
------	-----	-----------------------------------	---------

Most Interceptions Returned For Touchdowns

Game	2	Ernest Crouch vs. SMU	10/27/45
Season	2	Lorenzo Doss	2013
	2	George Ewing	1972
	2	Ernest Crouch	1945
Career	2	Lorenzo Doss	2012-14
	2	Ryan Travis	2009-12
	2	Lynaris Elpheage	2000-02
	2	Mitchell Price	1987-89
	2	George Ewing	1970-72
	2	David Hebert	1969-71
	2	Ernest Crouch	1945

Most Total Tackles

Season	172	Burnell Dent	1983
Career	492	Burnell Dent	1982-85

Most Solo Tackles

Season	121	Frank Robinson	1980
Career	311	Frank Robinson	1977-80

Most Quarterback Sacks

Season	14	Mark Olivari	1973
Career	22.5	Kenan Blackmon	1999-02

Most Tackles For Loss

Season	23	Brian Douglas	1981
Career	50	Kenan Blackmon	1999-02

Most Passes Broken Up

Season	21	Lynaris Elpheage	2002
Career	49	Lynaris Elpheage	2000-02

Most Fumble Recoveries

Season	4	Tony Hannah	1985
	4	Curt Baham	1985
Career	8	Darion Monroe	2012-15



Paul Ellis holds the Tulane career interception record with 18 from 1969-71. He also holds the single-season picks record with nine as a junior in 1970.

CAREER LEADERS

Pass Interceptions

Player	Seasons	Yards	Yds/Ret	Int
1. Paul Ellis	1969-71	181	10.06	18
2. Lorenzo Doss	2012-14	271	18.0	15
3. Lynaris Elpheage	2000-02	227	16.21	14
4. Mitchell Price	1987-89	145	11.15	13
5. Ellsworth Kingery	1949-51	60	5.00	12
Don Zimmerman	1930-32	145	12.08	12
7. David Skehan	2005-08	109	9.9	11
8. Parry Nickerson	2013-pres.	195	19.5	10
Bobby Jones	1947-50	268	26.80	10
Homer Dedeaux	1947-50	118	11.80	10
Lou Thomas	1940-42	151	15.10	10

Total Tackles

Player	Seasons	Solo	Asst	Total
1. Burnell Dent	1982-85	295	197	492
2. Mike Staid	1991-94	274	207	481
3. Frank Robinson	1977-80	311	131	442
4. Anthony Cannon	2002-05	235	202	437
5. Wilfred Simon	1977-80	244	169	413
6. Marty Wetzel	1977-80	242	150	392
7. Ray Hester	1968-70	209	160	369
8. Brian Williams	1994-97	209	158	367
9. Rick Kingrea	1968-70	221	130	351
10. Jerry Phillips	1997-00	204	140	344

Solo Tackles

Player	Seasons	Total	Asst	Solo
1. Frank Robinson	1977-80	442	131	311
2. Burnell Dent	1982-85	492	197	295
3. Mike Staid	1991-94	481	207	274
4. Wilfred Simon	1977-80	413	169	244
5. Anthony Cannon	2002-05	437	202	235
6. Marty Wetzel	1977-80	392	150	242
7. Darion Monroe	2012-15	333	112	221
Richard Harvey	1985-88	313	92	221
Rick Kingrea	1968-70	351	130	221
10. Adrian Mitchell	1999-02	311	92	219

Assisted Tackles

Player	Seasons	Total	Solo	Asst
1. Mike Staid	1991-94	481	274	207
2. Anthony Cannon	2002-05	437	235	202
3. Burnell Dent	1982-85	492	295	197
4. Wilfred Simon	1977-80	413	244	169
5. Ray Hester	1968-70	369	209	160
6. Brian Williams	1994-97	367	209	158
7. Jim Gueno	1973-75	342	185	157
8. Rusty Chambers	1972-74	328	174	154
9. Marty Wetzel	1977-80	392	242	150
10. Jerry Phillips	1997-00	344	204	140

LONGEST FUMBLE RETURNS

1. 95	Floyd Dorsey vs. Houston	9/7/2002
2. 87	Cedric Thomas vs. LSU	11/19/94
3. 77	Tom Latos vs. Syracuse	11/9/96
4. 76	Sean Lucas vs. Southern	8/31/2002
5. 54	Darion Monroe vs. Memphis	11/10/2012
6. 48	Parry Nickerson vs. Army	11/14/2015
7. 47	Delando Davis vs. Army	9/18/99



Kenan Blackmon established a pair of Green Wave defensive records during his career at Tulane, setting the marks for sacks (22.5) and tackles for loss (50).

Quarterback Sacks

Player	Seasons	Yards	Sacks
1. Kenan Blackmon	1999-02	153	22.5
2. Floyd Dorsey	1999-02	184	21.5
3. Royce LaFrance	2012-15	90	20.0
Mark Olivari	1973-75	135	16.0
5. Dezman Moses	2010-11	93	15.5
6. Brian Douglas	1978-81	59	15.0
7. Julius Warmesley	2010-13	98	14.5
8. Logan Kelley	2006-09	87	14.0
Antonio Harris	2004-07	87	14.0
10. Dennis O'Sullivan	1995-98	88	13.0
Jay Rink	1988-90	93	13.0

Tackles For Loss

Player	Seasons	Yards	TFL
1. Kenan Blackmon	1999-02	231	50.0
2. Floyd Dorsey	1999-02	223	43.0
3. Mark Olivari	1973-75	124	42.0
4. Tanzel Smart	2013-16	150	40.5
5. Royce LaFrance	2012-15	179	37.0
6. Brett Timmons	1995-98	110	32.0
7. Julius Warmesley	2010-13	139	30.5
8. Anthony Cannon	2002-05	106	29.0
Dennis O'Sullivan	1995-98	107	29.0
Bryan Alexander	1973-75	121	29.0

Passes Broken Up

Player	Seasons	PBU
1. Lynaris Elpheage	2000-02	49
2. Michael Jordan	1995-98	43
3. Israel Route	2003-06	29
4. Elijah Freeman	1993-96	26
5. Phillip Davis	2007-10	25
David Skehan	2005-08	25
7. Jeff Sanchez	1999-02	24
8. Parry Nickerson	2013-pres.	23
Sean Lucas	2002-05	23
Rod McDowell	1989-92	23

SINGLE-SEASON LEADERS

Interceptions

Player	Year	Yards	Yds/Ret	Int
1. Paul Ellis	1970	109	12.1	9
Jimmy Glisson	1949	141	15.7	9
3. Lynaris Elpheage	2002	133	16.6	8
Joe Bullard	1970	167	20.9	8
Les Kennedy	1951	103	12.9	8
6. Lorenzo Doss	2013	185	26.4	7
7. Parry Nickerson	2014	24	4.0	6
George Kinek	1950	82	13.7	6
9. 16 Tied with 5				
most recent Lorenzo Doss	2012	79	15.8	

Avg. Yards Per Interception Return (Minimum 3)

Player	Year	Int	Yards	Avg
1. Parry Nickerson	2016	4	171	42.75
2. Charlie Daigle	1951	3	118	39.33
3. Mitchell Price	1987	3	109	36.33
4. Steve Hubbell	1977	3	103	34.33
5. Lynaris Elpheage	2001	3	87	29.00
6. Fred Wilcox	1954	4	113	28.25
7. Gene Newton	1957	4	107	26.75
8. Lorenzo Doss	2013	7	185	26.43
9. Wyatt Washington	1975	4	105	26.25
10. Tra Boger	2005	3	73	24.33

Passes Broken Up

Player	Year	PBU
1. Lynaris Elpheage	2002	21
2. Phillip Davis	2010	15
Michael Jordan	1996	15
4. Lynaris Elpheage	2001	14
Lynaris Elpheage	2000	14
6. Josh Lumar	2007	13
Cedric Anderson	1995	13
8. Israel Route	2006	12
Jeff Sanchez	2002	12
10. Rod McDowell	1992	11

Total Tackles

Player	Year	Solo	Asst	Total
1. Burnell Dent	1983	116	56	172
2. Rick Kingrea	1970	102	69	171
3. Frank Robinson	1980	121	46	167
4. Jim Gueno	1975	98	68	166
5. David Jackson	1983	116	48	163
6. Mike Mullen	1971	101	61	162
7. John Ammerman	1976	96	65	161
8. Rusty Chambers	1973	83	70	153
9. Ray Hester	1970	84	68	152
10. Rick Kingrea	1969	98	47	145



Linebacker Burnell Dent holds Tulane records in total tackles both in a single season (172 in 1983) and career (492 from 1982-85).

Solo Tackles


Player	Year	Total	Asst	Solo
1. Frank Robinson	1980	167	46	121
2. Burnell Dent	1983	172	56	116
David Jackson	1983	163	48	116
4. Rick Kingrea	1970	171	69	102
5. Mike Mullen	1971	162	61	101
6. Frank Robinson	1979	137	38	99
7. Jim Gueno	1975	166	68	98
Rick Kingrea	1969	145	47	98
9. Adrian Mitchell	2001	138	41	97
10. John Ammerman	1976	161	65	96
Trent Mackey	2011	145	49	96

Assisted Tackles

Player	Year	Total	Solo	Asst
1. Rusty Chambers	1973	153	83	70
2. Rick Kingrea	1970	171	102	69
3. Mike Staid	1992	133	65	68
Jim Gueno	1975	166	98	68
5. John Ammerman	1976	161	96	65
6. Burnell Dent	1984	139	77	62
7. Trent Mackey	2010	124	63	61
Mike Mullen	1971	162	101	61
9. David Jackson	1982	119	59	60
10. Rusty Chambers	1974	127	68	59
Glenn Harder	1972	116	57	59
Tra Boger	2003	133	74	59
Anthony Cannon	2004	107	48	59

Quarterback Sacks

Player	Year	Yards	Sacks
1. Mark Olivari	1973	—	14.0
2. Brian Douglas	1981	37	11.0
3. Floyd Dorsey	2002	66	9.5
Dezman Moses	2011	58	9.5
5. Keaton Cromartie	1997	33	9.0
6. Fred Davis	1987	34	8.0
7. Kenan Blackmon	2001	56	8.0
8. Justin Adams	2010	62	7.5
9. Jordan Batiste	2013	43	7.0
Logan Kelley	2008	49	7.0
Roxie Shelvin	2002	43	7.0
Kenan Blackmon	2002	50	7.0



Brian Douglas, who ranks fourth in career sacks, is the last Green Wave student-athlete to post double-digit sack totals with 11 in 1981.

YEAR-BY-YEAR LEADERS

Interceptions

Year	Player	Int	Yards	Avg.	TD	Long
1939	Bobby Kellogg	3	—	—	—	—
1940	Lou Thomas	4	51	12.8	0	—
1941	Walter McDonald	5	—	—	0	—
St. John Smith	5	—	—	0	—	
1942	Lou Thomas	3	20	6.7	0	—
Bernard Pracko	3	—	—	0	—	
1943	Les Gatewood	3	36	12.0	1	—
1944	Dub Jones	2	—	—	0	—
1945	Ernest Crouch	4	89	22.3	2	—
1946	Don Fortier	2	54	27.0	0	—
1947	Homer Dedeaux	3	24	8.0	0	—
1948	Robert Jones	5	104	20.8	0	—
1949	Jimmy Glisson	9	141	15.7	0	—
1950	George Kinek	6	82	13.7	0	—
1951	Les Kennedy	8	103	12.9	0	—
1952	Charles Pittman	2	22	11.0	0	—
1953	Peter Clement	3	37	12.3	0	—
1954	Fred Wilcox	4	113	28.3	1	—
1955	Al Cottrell	3	55	18.3	1	—
1956	Willie Hof	3	40	13.3	0	—
1957	Gene Newton	4	107	26.8	1	—
1958	Richie Petitbon	4	52	1.0	0	—
1959	Tommy Mason	2	8	4.0	0	—
1960	Phil Nugent	3	2.0	6.7	0	—
1961	Bill Ary	2	—	—	—	—
1962	Al Burguieres	1	0	0.0	0	0
1963	Jim Davis	2	32	16.0	0	—
Carl Crowder	2	24	12.0	0	—	
Elmer Smith	2	0	0.0	0	0	
1964	Jim Davis	5	92	18.4	0	—
1965	Bill Goss	2	6	3.0	0	—
Jim Jancik	2	6	3.0	0	—	
1966	Jim Jancik	3	17	5.7	0	—
1967	Jim Jancik	3	19	6.3	0	12
Ernie Parker	3	7	2.3	0	5	
1968	Brad Calhoun	3	49	16.3	0	—
Ray Hester	3	31	10.3	0	—	
1969	Paul Ellis	5	36	7.2	0	—
1970	Paul Ellis	9	109	12.1	0	33
1971	Paul Ellis	4	36	9.0	0	17
1972	David Lee	5	22	4.4	0	22
1973	David Griener	5	24	4.8	0	16
1974	David Lee	3	15	5.0	0	15
1975	Wyatt Washington	4	105	26.3	1	76
1976	Arthur Green	2	110	55.0	1	96
Charles Griffin	2	20	10.0	0	11	
John Ammerman	2	30	15.0	0	16	
1977	Steve Hubbell	3	103	34.3	0	40
1978	Marty Wetzell	2	0	0.0	0	0
1979	Steve Hubbell	4	54	13.5	0	29
1980	Lionel Washington	5	78	15.6	0	34
1981	Tyrone Smith	3	47	15.7	0	31
1982	Earl Jenkins	1	36	36.0	0	36
Gerald Broussard	1	15	15.0	0	15	
David Jackson	1	15	15.0	0	15	
Lionel Washington	1	0	0.0	0	0	
Tyrone Smith	1	0	0.0	0	0	
1983	Curt Baham	4	38	9.5	0	24
1984	Benny Burst	5	60	12.0	0	37
1985	Eric Thomas	2	11	5.5	0	6
Tony Hannah	2	3	1.5	0	3	
1986	Tookie Spann	3	64	21.3	0	27
Richard Harvey	3	14	4.7	0	5	
Thurston Harrison	3	11	3.7	0	11	
Eric Thomas	3	0	0.0	0	0	
1987	Mitchell Price	3	109	36.3	1	49
1988	Mitchell Price	5	24	4.8	0	15
1989	Mitchell Price	5	12	2.4	0	12



Year	Player	Int	Yards	Avg.	TD	Long
1990	Lenzer Burton	3	38	12.7	0	27
	Rod McDowell	3	2	0.7	0	2
1991	Mike Staid	3	17	5.7	0	17
1992	Mike Staid	3	28	9.3	0	17
1993	Brandon Hamilton	3	59	19.7	1	53
1994	Andre Goines	2	0	0.0	0	0
	Cedric Thomas	2	0	0.0	0	0
1995	Cedric Anderson	4	96	24.0	1	96
1996	Derrick Singleton	3	62	20.7	1	35
1997	Michael Jordan	5	41	8.2	1	30
1998	Tellius Carr	3	31	10.3	0	31
1999	Ky Joseph	3	5	1.7	0	5
2000	Lynaris Elpheage	3	7	2.3	0	7
2001	Lynaris Elpheage	3	87	29.0	1	48
2002	Lynaris Elpheage	8	133	16.6	1	62
2003	Sean Lucas	5	51	10.2	0	28
2004	Taurean Brown	1	18	18.0	0	18
	Anthony Cannon	1	16	16.0	0	16
	Kelvin Johnson	1	16	16.0	0	16
	Israel Route	1	7	7.0	0	7
	Jeremy Foreman	1	0	0.0	0	0
	Bruce Youmans	1	0	0.0	0	0
2005	Tra Boger	3	73	24.3	1	66
2006	David Skehan	4	41	10.2	1	30
2007	David Skehan	4	9	2.3	0	6
2008	David Skehan	3	59	19.7	0	41
2009	Phillip Davis	2	40	20.0	0	40
2010	Shakiel Smith	3	68	22.7	0	44
2011	Ryan Travis	4	59	14.8	1	36
2012	Lorenzo Doss	5	79	15.8	0	35
2013	Lorenzo Doss	7	185	26.4	2	69
2014	Parry Nickerson	6	24	4.0	0	12
2015	Darion Monroe	3	14	4.7	0	12

Total Tackles

Year	Player	Solo	Asst	Total
1969	Rick Kingrea	98	47	145
1970	Rick Kingrea	102	69	171
1971	Mike Mullen	101	61	162
1972	Glenn Harder	57	59	116
1973	Rusty Chambers	83	70	153
1974	Rusty Chambers	68	59	127
1975	Jim Gueno	98	68	166
1976	John Ammerman	96	65	161
1977	Wilfred Simon	63	45	108
1978	Frank Robinson	86	40	126
1979	Frank Robinson	99	38	137
1980	Frank Robinson	121	46	167
1981	Darryl Tipton	73	58	131
1982	David Jackson	59	60	119
1983	Burnell Dent	116	56	172
1984	Burnell Dent	77	62	139
1985	Burnell Dent	72	48	120
1986	Richard Harvey	68	34	102
1987	Richard Harvey	82	27	109
1988	Richard Harvey	64	27	91
1989	Pat Stant	60	21	81
1990	Brian Ryder	57	50	107
1991	Mike Staid	67	41	108
1992	Mike Staid	65	68	133
1993	Mike Staid	76	57	133
1994	Mike Staid	66	41	107
1995	Derrick Singleton	77	49	126
1996	Brian Williams	61	39	100
1997	Brian Williams	55	57	112
1998	Jerry Phillips	63	41	104
1999	Noel Ellis	65	41	106
2000	Jerry Phillips	65	39	104
2001	Adrian Mitchell	97	41	138
2002	Anthony Cannon	67	47	114
2003	Tra Boger	74	59	133
2004	Anthony Cannon	48	59	107

Year	Player	Solo	Asst	Total
2005	Anthony Cannon	60	54	114
2006	David Skehan	55	25	80
2007	Evan Lee	48	51	99
2008	Corey Sonnier	42	44	86
2009	Chinonso Echebelem	54	39	93
2010	Trent Mackey	63	61	124
2011	Trent Mackey	96	49	145
2012	Darion Monroe	61	36	97
2013	Sam Scofield	74	30	104
2014	Sam Scofield	60	34	94
2015	Nico Marley	62	20	82

Quarterback Sacks

Year	Player	Yards	Sacks
1973	Mark Olivari	117	14
1977	Rick Kelley	33	3
	Thad Lee	28	3
1978	Kevin Cole	22	3
	Wilfred Simon	19	3
1979	Bob Becnel	30	6
1980	Donnie Rice	37	4
1981	Brian Douglas	37	11
1982	Jim Still	20	3
1983	Eddie Neal	60	6
1984	Fred Stokes	48	6
1985	Troy Wetzal	—	3
1986	not available		
1987	Fred Davis	34	8
1988	Leroy Brown	53	5
1989	Jay Rink	41	5
1990	Jay Rink	36	6
1991	Darren McGowan	21	4
1992	Michael Batiste	17	4
1993	Ruffin Hamilton	37	4
1994	Ryan Deaton	24	4.5
1995	Dwight Jones	43	5
1996	Shane Marshall	20	4
1997	Keaton Cromartie	33	9
1998	Dennis O'Sullivan	36	4
1999	Floyd Dorsey	52	5
	Kenan Blackmon	30	5
2000	Floyd Dorsey	43	5
	Noel Ellis	27	5
2001	Kenan Blackmon	34	8
2002	Floyd Dorsey	66	9.5
2003	Billy Harrison	14	3
	Daniel Nevil	21	3
2004	Anthony Cannon	31	4
2005	Alvin Johnson	18	3
2006	Frank Morton	28	4
2007	Antonio Harris	35	6
2008	Logan Kelley	49	7
2009	Logan Kelley	20	4
2010	Justin Adams	62	7.5
2011	Dezman Moses	58	9.5
2012	Austen Jacks	44	5
2013	Jordan Batiste	55	7
2014	Royce LaFrance	36	6
2015	Royce LaFrance	47	6.5

KICK/PUNT RETURNS

TEAM RECORDS

PUNT RETURNS

Most Punt Returns

Game	11	vs. Rice	10/9/43
Season	44	(11 games)	1931

Highest Average Per Return

Season	19.9	(10 games)	1969
--------	------	------------	------

Most Touchdowns

Game	3	vs. Louisiana College	9/26/25
Season	3	(11 games)	1972
	3	(10 games)	1925

KICKOFF RETURNS

Most Kickoff Returns

Game	12	vs. Houston	2011
Season	83	(13 games)	2011

Highest Average Per Return

Season	32.1	(9 games)	1941
--------	------	-----------	------

INDIVIDUAL RECORDS

TOTAL RETURNS

Most Total Returns

Season	70	John Wilson (37 punts, 33 kickoffs)	2000
Career	149	Martin Mitchell (58 punts, 91 kickoffs)	1973-75

Most Total Return Yardage

Season	1305	Robert Kelley (0 punts, 1305 kickoffs)	2011
Career	2922	Jeff Liggon (0 punts, 2922 kickoffs)	1993-96

Punt Returns

Most Punt Returns

Game	8	Floyd Roberts	12/2/33
Season	37	John Wilson (318 yards)	2000
Career	81	John Wilson (701 yards)	1997-2000

Most Punt Return Yardage

Game	137	Joe Bullard vs. Vanderbilt	11/1/69
Season	463	Lynaris Elpheage (28 returns)	2002
Career	1049	Joe Bullard (74 returns)	1969-71

Highest Yards-Per-Return Average

Game*	39.7	Max McGee vs. Santa Clara (3 for 119)	10/4/52
Season**	20.8	Joe Bullard (19 for 395)	1969
Career***	14.2	Joe Bullard (74 for 1049)	1969-71

*min. 3 returns **min. 10 returns ***min. 20 returns

Most Touchdowns

Game	2	Lester Lautenschlaeger vs. Louisiana College	9/26/25
Season	3	George Ewing	1972
Career	4	Joe Bullard	1969-71

Longest Punt Return

Game	92	Joe Bullard vs. Vanderbilt	11/1/69
------	----	----------------------------	---------

KICKOFF RETURNS

Most Kickoff Returns

Game	9	Rob Kelley vs. Houston (168 yards)	11/10/11
Season	64	Rob Kelley (1305 yards)	2011
Career	123	Jeff Liggon (2922 yards)	1993-96

Most Kickoff Return Yardage

Game	213	Rob Kelley vs. Southeastern La.	9/3/11
Season	1305	Rob Kelley (64 returns)	2011
Career	2922	Jeff Liggon (123 returns)	1993-96

Highest Yard-Per-Return Average

Game*	46.0	Fred Smith vs. TCU (3 for 138)	9/1/03
Season*	38.2	Bobby Kellogg (6 for 229)	1939
Career***	24.9	Jerry Graves (40 for 944)	1962-64

*min. 3 returns **min. 10 returns ***min. 20 returns

Most Touchdowns

Game	1	on 10 occasions	
		Last by Sherman Badie vs. Southern	9/10/16
Season	1	on 10 occasions	
		Last by Sherman Badie vs. Southern	2016
Career	2	Michael Pierce	1986-89

Longest Kickoff Return

Game	100	Fred Smith vs. TCU	9/1/03
	100	Maurice Nelson vs. Memphis	10/12/85
	100	Coleman Dupre vs. North Carolina	0/9/71
	100	Eddie Price vs. Alabama	9/27/47
	100	Lou Thomas vs. North Carolina	10/18/41
	100	Bobby Kellogg vs. Mississippi	10/28/39
	100	Bucky Bryan vs. Georgia Tech	10/21/33

CAREER LEADERS

Punt Returns

Player	Seasons	Avg	Yards	Ret
1. John Wilson	1997-00	8.7	701	81
2. Reggie Reginelli	1979-82	7.6	568	75
3. Joe Bullard	1969-71	14.2	1049	74
4. Don Zimmerman	1930-32	13.2	950	72
5. P.J. Franklin	1995-98	6.9	433	63
6. Martin Mitchell	1973-76	9.1	527	58
7. Fred Smith	2003-04, 06-07	10.2	563	55
8. Derrick Franklin	1993-96	5.7	310	54
9. Curt Baham	1982-85	5.7	304	53
10. Lynaris Elpheage	2000-02	12.4	597	48

Punt Return Yardage

Player	Seasons	Ret	Avg	Yards
1. Joe Bullard	1969-71	74	14.2	1049
2. Don Zimmerman	1930-32	72	13.2	950
3. John Wilson	1997-00	81	8.7	701
4. Lynaris Elpheage	2000-02	48	12.4	597
5. Reggie Reginelli	1979-82	75	7.6	568
6. Fred Smith	2003-04, 06-07	55	10.2	563
7. Martin Mitchell	1973-76	58	9.1	527
8. Lou Thomas	1940-42	45	9.8	443
9. P.J. Franklin	1995-98	63	6.9	433
10. Dub Jones	1943-44	31	10.6	329



John Wilson
Career Punt Returns Leader



Jerry Graves
Career Kickoff Return Average Leader

KICK/PUNT RETURNS

Punt Return Average (minimum 25 returns)

Player	Seasons	Ret	Yards	Avg
1. Joe Bullard	1969-71	74	1049	14.18
2. Don Zimmerman	1930-32	72	950	13.19
3. Lynaris Elpheage	2000-02	48	597	12.44
4. Fred Smith	2003-04,06-07	33	372	11.27
5. Dub Jones	1943-44	31	329	10.61
6. Lou Thomas	1940-42	45	443	9.84
7. Martin Mitchell	1973-76	58	527	9.09
8. John Wilson	1997-00	81	701	8.65
9. Ricky Dunaway	1976-78	26	216	8.31
10. Reggie Reginelli	1979-82	75	568	7.57

Kickoff Returns


Player	Seasons	Avg	Yards	Ret
1. Jeff Liggon	1993-96	23.8	2922	123
2. Michael Pierce	1986-89	22.9	2570	112
3. Terrance Strickland	1988-92	21.4	2033	95
4. Martin Mitchell	1973-75	21.1	1916	91
5. Fred Smith	2003-04,06-07	20.6	1727	84
6. Rob Kelley	2011-15	20.4	1370	67
7. John Wilson	1997-00	20.2	1130	56
8. Jim Trahan	1966-68	21.6	1145	53
9. Jerry Graves	1962-64	24.9	994	40
Maurice Nelson	1985-88	21.0	797	38

Kickoff Return Yardage

Player	Seasons	Ret	Avg	Yards
1. Jeff Liggon	1993-96	123	23.8	2922
2. Michael Pierce	1986-89	112	22.9	2570
3. Terrance Strickland	1988-92	95	21.4	2033
4. Martin Mitchell	1973-75	91	21.1	1916
5. Fred Smith	2003-04,06-07	84	20.6	1727
6. Rob Kelley	2011-15	67	20.4	1370
7. Jim Trahan	1966-68	53	21.6	1145
8. John Wilson	1997-00	56	20.2	1130
9. Jerry Graves	1962-64	40	24.9	994
10. Lynaris Elpheage	2000-02	37	23.2	858

Kickoff Return Average (minimum 20 returns)

Player	Seasons	Ret	Yards	Avg
1. Jerry Graves	1962-64	40	994	24.85
2. Jeremy Williams	2006-09	29	702	24.21
3. Jeff Liggon	1993-96	123	2922	23.78
4. Lynaris Elpheage	2000-02	37	858	23.19
5. Michael Pierce	1986-89	112	2570	22.95
6. Coleman Dupre	1971-73	34	751	22.09
7. Israel Route	2004-06	24	525	21.88
8. Jim Trahan	1966-68	53	1145	21.60
9. Terrance Strickland	1988-92	95	2033	21.40
10. Max McGee	1951-53	36	766	21.28



Joe Bullard, who starred for the Green Wave as a return specialist from 1969-71, holds Tulane career records in punt return yardage (1049) and punt return average (14.18).



Jeff Liggon, was Tulane's career leader in kickoff returns and return yardage and earned Conference USA Special Teams Player of the Year and All-America honors in 1994 after setting an NCAA record with 1,038 kickoff return yardage.

SINGLE-SEASON LEADERS

Punt Returns

Player	Year	Avg	Yards	Ret
1. John Wilson	2000	8.6	318	37
2. Joe Bullard	1970	12.0	373	31
3. John Wilson	1999	8.4	244	29
P.J. Franklin	1997	9.0	260	29
5. Lynaris Elpheage	2002	16.5	463	28
Martin Mitchell	1975	5.5	156	28
7. Reggie Reginelli	1979	8.2	222	27
Don Zimmerman	1931	--	--	27
9. Joe Bullard	1971	11.7	282	24
10. Devin Boutte	2013	4.1	94	23
Fred Smith	2004	11.6	267	23
Terrance Strickland	1992	3.5	81	23
Bobby Kellogg	1939	9.3	214	23

Punt Return Yardage

Player	Year	Ret	Avg	Yards
1. Lynaris Elpheage	2002	28	16.5	463
2. Joe Bullard	1969	19	20.8	395
3. Joe Bullard	1970	31	12.0	373
4. John Wilson	2000	37	8.6	318
5. Joe Bullard	1971	24	11.7	282
6. George Kinek	1950	20	13.9	277
7. Fred Smith	2004	23	11.6	267
8. George Ewing	1972	16	16.5	264
9. P.J. Franklin	1997	29	9.0	260
10. Martin Mitchell	1974	17	13.5	231

Punt Return Average (minimum 10 returns)

Player	Year	Ret	Yards	Avg
1. Joe Bullard	1969	19	395	20.79
2. Lynaris Elpheage	2002	28	463	16.54
3. George Ewing	1972	16	264	16.50
4. Dub Jones	1944	16	226	14.13
5. George Kinek	1950	20	277	13.85
6. Carl Crowder	1964	10	137	13.70
7. Martin Mitchell	1974	18	231	13.59
8. Lou Thomas	1942	13	158	12.15
9. Joe Bullard	1970	31	373	12.03
10. Joe Bullard	1971	24	282	11.75

KICK/PUNT RETURNS

SINGLE-SEASON LEADERS

Kickoff Returns

Player	Year	Avg	Yards	Ret
1. Rob Kelley	2011	20.4	1305	64
2. Jeff Liggon	1994	23.6	1038	44
3. Fred Smith	2003	21.8	830	38
4. Michael Pierce	1987	22.3	825	37
5. John Wilson	2000	20.8	687	33
Terrance Strickland	1992	23.5	775	33
7. Michael Pierce	1988	23.9	765	32
8. Ade Tuyo	2007	23.2	697	30
9. Jeff Liggon	1995	21.6	625	29
10. Jeff Liggon	1996	26.2	707	27
Martin Mitchell	1976	20.0	540	27
Martin Mitchell	1974	21.6	594	27

Kickoff Return Yardage

Player	Year	Ret	Avg	Yards
1. Rob Kelley	2011	64	20.4	1305
2. Jeff Liggon	1994	44	23.6	1038
3. Fred Smith	2003	38	21.8	830
4. Michael Pierce	1987	37	22.3	825
5. Terrance Strickland	1992	33	23.5	775
6. Michael Pierce	1988	32	23.9	765
7. Jeff Liggon	1996	27	26.2	707
8. Ade Tuyo	2007	30	23.2	697
9. John Wilson	2000	33	20.8	687
10. Jeff Liggon	1995	29	21.6	625

Kickoff Return Average (minimum 10 returns)

Player	Year	Ret	Yards	Avg
1. Sherman Badie	2016	15	417	27.80
2. Richie Petitbon	1958	10	276	27.60
3. Jeff Liggon	1996	27	707	26.19
4. Terry Terrebonne	1959	13	335	25.77
5. Lynaris Elpheage	2002	28	463	25.17
6. Jerry Graves	1962	21	513	24.43
7. Martin Mitchell	1973	14	339	24.21
8. Maurice Nelson	1985	17	411	24.18
9. Joey Perry	1991	12	289	24.08
10. Jeremy Williams	2009	20	483	24.14

SINGLE-GAME LEADERS

Most Kickoff Returns

Player	No	Date	Opponent	Add'l Stats
1. Rob Kelley	9	11/10/11	Houston	168 yards
2. Casey Robottom	8	11/29/08	Memphis	166 yards
Terrance Strickland	8	11/14/92	Florida State	168 yards
3. Terrance Strickland	7	10/10/92	Alabama	162 yards
Terrance Strickland	7	9/1/90	UL-Lafayette	160 yards
Coleman Dupre	7	11/27/71	LSU	N/A

Most Kickoff Return Yardage

Player	Yards	Date	Opponent	Add'l Stats
1. Rob Kelley	213	9/3/11	Southeastern La.	7 returns
2. Jeff Liggon	171	10/26/96	Southern Miss	1 score
3. Robert Kelley	168	11/10/11	Houston	9 returns
Terrance Strickland	168	11/14/92	Florida State	7 returns
5. Casey Robottom	166	11/29/08	Memphis	8 returns
6. Terrance Strickland	162	10/10/92	Alabama	7 returns
7. Terrance Strickland	160	9/1/90	UL-Lafayette	7 returns
Michael Pierce	160	10/24/87	Virginia Tech	N/A

LONGEST KICK RETURNS

Punt Returns

1. 92	Joe Bullard vs. Vanderbilt	11/1/69
2. 89	Tommy Warner vs. Virginia Tech	9/20/57
89	Jimmy Glisson vs. LSU	11/27/48
4. 83	George Ewing vs. Pittsburgh	10/7/72
5. 80	Ted Miller vs. William & Mary	10/28/60
6. 79	Max McGee vs. Santa Clara	10/4/52
7. 77	Curt Baham vs. Florida State	9/17/83
77	Joe Bullard vs. Illinois	9/26/70
9. 75	Fred Smith vs. UAB	10/23/04
75	Carl Crowder vs. Duke	11/28/64
75	Bobby Kellogg vs. Texas A&M (Sugar Bowl)	1/1/40
12. 71	Joe Bullard vs. Vanderbilt	10/30/71
13. 64	Lynaris Elpheage vs. Southern	9/29/01
14. 60	Lynaris Elpheage vs. Hawai'i (Hawai'i Bowl)	12/25/02


Kickoff Returns

1. 100	Fred Smith vs. TCU	9/1/03
100	Maurice Nelson vs. Memphis	10/12/85
100	Coleman Dupre vs. North Carolina	10/9/71
100	Eddie Price vs. Alabama	9/27/47
100	Lou Thomas vs. North Carolina	10/18/41
100	Bobby Kellogg vs. Ole Miss	10/28/39
100	Bucky Bryan vs. Georgia Tech	10/21/33
8. 98	Jeff Liggon vs. Southern Miss	10/26/96
9. 97	Israel Route vs. Southeastern Louisiana	10/1/05
10. 93	Michael Pierce vs. Chattanooga	9/3/88
93	James "Bubber" Ely vs. North Carolina	10/18/41
11. 91	Martin Mitchell vs. Navy	10/10/73
12. 89	Joey Perry vs. Alabama	10/12/91
89	Michael Pierce vs. Virginia Tech	10/24/87
14. 88	Jeremy Williams vs. UTEP	11/6/09
15. 87	Bill Svoboda vs. Alabama	9/24/49

TULANE'S 100-YARD KICKOFF RETURN CLUB



Bucky Bryan
vs. Georgia Tech
10/21/33



Coleman Dupree
vs. North Carolina
10/9/71



Bobby Kellogg
vs. Ole Miss
10/28/39



Maurice Nelson
vs. Memphis
10/12/85



Eddie Price
vs. Alabama
9/27/47



Fred Smith
vs. TCU
9/1/03



Lou Thomas
vs. North Carolina
10/18/41

PASSING

TEAM RECORDS

Most Attempts

Game	72	vs. Louisville	10/28/2000
Season	556	(11 games)	1999

Most Completions

Game	42	vs. Louisville	10/28/2000
Season	326	(11 games)	1999

Highest Completion Percentage

Game	94.7	vs. Navy (18-of-19)	11/6/2004
Season	67.8	230-of-339 (11 games)	1998

Most Yards Gained

Game	483	vs. Memphis	11/18/2000
Season	3600	(11 games)	1999

Highest Yard-Per-Game Average

Season	327.3	3600 (11 games)	1999
--------	-------	-----------------	------

Most Touchdown Passes

Game	6	vs. UAB	10/23/04
Season	38	(11 games)	1998

Most Interceptions Thrown

Game	5	vs. Navy	11/13/99
	5	vs. Syracuse	10/2/99
	5	vs. Memphis	9/24/88
	5	vs. LSU	11/22/75
	5	vs. LSU	11/22/69
	5	vs. LSU	11/29/52
Season	30	(10 games)	1969

Fewest Interceptions Thrown


Season	6	(11 games)	1998
--------	---	------------	------

Most Passes Attempted Without An Interception

Game	50	vs. SMU	9/30/06
------	----	---------	---------

Lowest Percentage Intercepted

Season	1.77	6 in 339 attempts (12 games)	1998
--------	------	------------------------------	------



Patrick Ramsey, a No. 1 draft pick by the NFL's Washington Redskins in 2002, left the Tulane program with nearly all of the school's passing records, including yardage, touchdowns, completions and attempts.

TEAM SEASON HIGHS

Passing Yardage

1.	3600 in 1999	(11 games)
2.	3498 in 2001	(12 games)
3.	3359 in 2012	(12 games)
4.	3352 in 1998	(11 games)
5.	3190 in 2011	(13 games)
6.	3093 in 2003	(12 games)
7.	2958 in 2006	(12 games)
8.	2949 in 2010	(12 games)
9.	2833 in 2000	(11 games)
10.	2800 in 1989	(12 games)

Pass Completions

1.	326 in 1999	(12 games)
2.	310 in 2012	(12 games)
3.	294 in 2001	(12 games)
4.	268 in 2010	(12 games)
5.	253 in 2003	(12 games)
6.	251 in 1989	(12 games)
7.	248 in 2011	(13 games)
8.	245 in 2006	(12 games)
	245 in 2002	(13 games)
10.	240 in 2014	(12 games)

Yards Per Game

1.	327.3 in 1999	(12 games)
2.	324.5 in 2000	(11 games)
3.	304.7 in 1998	(11 games)
4.	291.5 in 2001	(12 games)
5.	279.9 in 2012	(12 games)
6.	257.8 in 2003	(12 games)
7.	246.0 in 2006	(12 games)
8.	245.8 in 2010	(12 games)
9.	245.0 in 1985	(11 games)
10.	240.4 in 1987	(11 games)

Completion Percentage


1.	67.8 in 1998	(11 games)
2.	62.7 in 2009	(12 games)
3.	61.6 in 2013	(13 games)
4.	59.8 in 2004	(11 games)
5.	59.5 in 2003	(12 games)
6.	58.9 in 2000	(11 games)
7.	58.6 in 1999	(11 games)
8.	58.3 in 1987	(11 games)
9.	57.8 in 2012	(12 games)
10.	57.7 in 1989	(12 games)

Pass Attempts

1.	556 in 1999	(11 games)
2.	536 in 2012	(12 games)
3.	511 in 2001	(12 games)
4.	465 in 2010	(12 games)
5.	461 in 2011	(13 games)
6.	454 in 1989	(12 games)
7.	443 in 2014	(12 games)
8.	438 in 2002	(13 games)
9.	425 in 2003	(12 games)
10.	423 in 2005	(11 games)

Passing TDs

1.	38 in 1998	(11 games)
2.	34 in 2003	(12 games)
3.	28 in 2004	(11 games)
4.	27 in 2001	(12 games)
5.	25 in 1999	(11 games)
	25 in 1997	(11 games)
7.	24 in 2000	(11 games)
	24 in 1979	(11 games)
9.	23 in 2012	(12 games)
10.	21 in 1987/80	(11 games)



A standout punter from 1987-90, Deron Smith started under center his final two seasons with the Green Wave. As a junior, he set a then-Tulane record with 2,613 yards (which currently ranks sixth) through the air.

INDIVIDUAL RECORDS

Single-Game Completion Percentage

Min. 10 att.	94.7	Lester Ricard vs. UAB (18-of-19)	10/23/05
Min. 15 att.	94.7	Lester Ricard vs. UAB (18-of-19)	10/23/05
Min. 20 att.	85.2	Shaun King vs. Rutgers (23-of-27)	10/24/98

Single-Season Completion Percentage

Min. 100 att.	68.0	Shaun King (223-of-328)	1998
---------------	------	-------------------------	------

Career Completion Percentage

Min. 150 att.	59.9	Mike McKay (230-of-384)	1981-82
Min. 500 att.	58.9	Patrick Ramsey (798-of-1355)	1998-2001

Completions

Game	37	Patrick Ramsey vs. UL-Lafayette (52 att.)	10/16/99
Season	310	Patrick Ramsey (513 att.)	1999
Career	836	Ryan Griffin (1396 att.)	2009-2012

Attempts

Game	66	Ryan Griffin at Houston	11/24/12
Season	513	Patrick Ramsey	1999
Career	1396	Ryan Griffin	2009-2012

Consecutive Completions

Game	18	Shaun King vs. Houston	11/21/98
------	----	------------------------	----------

Passing Yards

Game	476	Ryan Griffin vs. Rice	11/3/12
Season	3410	Patrick Ramsey	1999
Career	9205	Patrick Ramsey	1998-2001

Passing Yards By Class

Freshman	1962	Tanner Lee	2014
Sophomore	3410	Patrick Ramsey	1999
Junior	2833	Patrick Ramsey	2000
Senior	3232	Shaun King	1998

Touchdown Passes

Game	6	Lester Ricard vs. UAB	10/23/04
Season	36	Shaun King	1998
Career	72	Patrick Ramsey	1998-2001

Consecutive Games With A Touchdown

Season	12	Shaun King	1998
Career	31	Patrick Ramsey	1999-2001

Interceptions Thrown

Game	5	Patrick Ramsey vs. Navy	11/6/99
	5	Terrence Jones vs. Memphis	9/24/88
	5	Buddy Gilbert vs. LSU	11/22/75
	5	Rusty Lachaussee vs. LSU	11/22/69
	5	Pete Clement vs. LSU	11/29/52
Season	24	Patrick Ramsey	1999
Career	51	Patrick Ramsey	1998-2001

Consecutive Attempts Without An Interception

Game	49	Lester Ricard vs. UAB	10/23/04
Season	204	Shaun King (includes Liberty Bowl)	1998

TEAM 300-YARD PASSING GAMES

	Yds	Opponent	Date	Additional Stats
1.	476	Rice	11/3/12	28-of-49, 4 TD
2.	466	UAB	10/27/12	34-of-42, 5 TD
3.	460	UL-Lafayette	10/31/98	26-of-45, 5 TD
4.	447	Army	9/18/99	34-of-50, 4 TD
5.	446	Tulsa	10/16/10	38-of-56, 2 TD
6.	442	Navy	11/10/01	36-of-49, 3 TD
7.	428	Houston	11/6/99	31-of-66, 3 TD
8.	417	UAB	10/23/04	36-of-49, 6 TD
9.	410	UL-Lafayette	10/7/00	32-of-49, 2 TD
10.	409	Army	10/28/06	33-of-46, 3 TD
11.	404	SMU	9/11/99	32-of-52, 3 TD
12.	398	SMU	9/30/06	30-of-50, 3 TD
13.	396	UL-Lafayette	10/16/99	37-of-52, 1 TD
	396	LSU	11/30/85	33-of-58, 2 TD
15.	392	SMU	9/23/00	35-of-53, 3 TD
16.	388	TCU	9/13/86	26-of-39, 3 TD
	388	Louisville	10/28/00	43-of-72, 3 TD
18.	387	Vanderbilt	11/18/89	23-of-39, 2 TD
19.	384	Army	10/27/01	25-of-39, 3 TD
20.	381	UTEP	10/14/05	30-of-56, 3 TD
21.	380	Navy	11/11/00	26-of-41, 5 TD
22.	377	Memphis	10/22/11	31-of-50, 1 TD
	377	Vanderbilt	10/1/83	25-of-43, 1 TD
24.	373	SMU	9/24/77	33-of-42, 1 TD
25.	372	Rutgers	11/11/95	23-of-47, 2 TD
26.	370	Marshall	11/27/10	36-of-65, 1 TD
27.	363	at UTEP	10/20/12	28-of-44, 2 TD
28.	362	Virginia Tech	10/24/87	21-of-26, 3 TD
29.	358	Ole Miss	9/26/87	23-of-39, 3 TD
30.	357	Rice	11/13/10	23-of-38, 5 TD
31.	355	Syracuse	10/8/11	25-of-31, 2 TD
	355	TCU	10/13/01	21-of-31, 4 TD
33.	353	Northwestern St.	9/6/2003	29-of-48, 4 TD
	353	UL-Lafayette	11/14/87	21-of-39, 2 TD
35.	352	Southeastern La.	10/1/05	24-of-50, 2 TD
	352	SMU	9/12/98	20-of-29, 2 TD
37.	350	Army	11/13/04	23-of-32, 2 TD
38.	349	Mississippi St.	9/13/03	29-of-47, 4 TD
39.	347	SMU	10/4/80	22-of-43, 3 TD
40.	346	at Houston	11/24/12	36-of-66, 2 TD
41.	344	Rice	10/7/06	21-of-40, 4 TD
42.	343	Tulsa	11/27/2015	23-of-41, 4 TD
	343	LSU	9/1/01	25-of-47, 2 TD
44.	342	Syracuse	10/2/99	26-of-56, 1 TD
45.	340	Rice	10/25/08	24-of-43, 2 TD
46.	339	Army	9/20/03	29-of-48, 5 TD
	339	Ole Miss	10/9/99	35-of-59, 1 TD
48.	335	UL-Lafayette	11/1/86	23-of-32, 2 TD
49.	332	Army	11/14/98	23-of-32, 3 TD
	332	East Carolina	11/2/91	26-of-39, 3 TD
51.	330	Army	10/4/08	26-of-42, 3 TD
	330	Louisiana Tech	11/26/98	19-of-26, 3 TD
53.	329	Navy	10/26/02	25-of-35, 5 TD
	329	Syracuse	9/20/97	21-of-46
55.	327	South Alabama	9/7/13	29-of-47, 3 TD
56.	325	Tulsa	9/4/09	19-of-32, 1 TD
	325	UAB	11/20/99	27-of-45, 2 TD
58.	323	Navy	11/6/04	18-of-19, 4 TD
59.	318	Ole Miss	9/10/83	29-of-48, 2 TD
60.	316	UL-Monroe	10/5/02	22-of-36, 4 TD
	316	Vanderbilt	10/6/84	24-of-39, 2 TD
62.	315	Southern Miss	11/6/93	22-of-30, 1 TD
63.	313	Southern Miss	10/7/89	25-of-46, 3 TD
64.	312	Navy	11/13/99	38-of-56, 2 TD
65.	309	Houston	11/4/00	19-of-33, 4 TD
66.	308	Army	10/4/97	17-of-28, 4 TD
67.	307	Syracuse	11/10/90	24-of-49, 3 TD
	307	North Carolina	10/9/71	N/A
69.	305	Memphis	11/4/89	21-of-33, 5 TD
70.	303	TCU	9/1/03	25-of-43, 2 TD
71.	302	SMU	10/13/12	17-of-32, 3 TD
72.	301	East Carolina	11/22/14	25-of-43, 0 TD

Most 400-Yard Passing Games

Season	2	Ryan Griffin.....	2012
	2	Patrick Ramsey.....	1999
Career	4	Patrick Ramsey.....	1998-2001

Most 300-Yard Passing Games

Season	7	Patrick Ramsey.....	1999
Career	16	Patrick Ramsey.....	1998-2001

Most 200-Yard Passing Games

Season	11	Shaun King.....	1998
Career	24	Patrick Ramsey.....	1998-2001

Longest Completion

Game	94	Shaun King to JaJuan Dawson vs. SMU.....	9/12/98
------	----	--	---------

CAREER LEADERS

Passing Yards

Player	Seasons	Att	Comp	Pct	Yards
1. Patrick Ramsey	1998-01	1355	798	.589	9205
2. Ryan Griffin	2009-12	1396	836	.599	9026
3. Shaun King	1995-98	1163	646	.555	8419
4. Terrence Jones	1985-88	1042	570	.547	7684
5. J.P. Losman	2000-03	987	570	.578	6754
6. Lester Ricard	2004-06	954	538	.564	6608
7. Roch Hontas	1976-79	857	502	.586	5669
8. Deron Smith	1987-90	799	431	.539	4190
9. Tanner Lee	2014-15	612	328	.540	3601
10. Ken Karcher	1984-85	536	287	.535	3332

Passing Yards Per Game

Player	Seasons	Yards	Games	Avg
1. Patrick Ramsey	1998-01	9205	35	263.00
2. Ryan Griffin	2009-12	9026	42	214.90
3. Lester Ricard	2004-06	6608	31	213.16
4. Shaun King	1995-98	8419	41	205.34
5. Tanner Lee	2014-15	3601	19	189.52
6. Ken Karcher	1984-85	3332	18	185.11
7. J.P. Losman	2000-03	6754	38	177.74
8. Terrence Jones	1985-88	7684	44	174.64
9. Mike McKay	1981-82	2830	17	166.47
10. Deron Smith	1987-90	4910	33	148.79

Pass Attempts

Player	Seasons	Comp	Yards	Att
1. Ryan Griffin	2009-12	836	9026	1396
2. Patrick Ramsey	1998-01	798	9205	1355
3. Shaun King	1995-98	646	8419	1163
4. Terrence Jones	1985-88	570	7684	1042
5. J.P. Losman	2000-03	570	6754	987
6. Lester Ricard	2004-06	538	6608	954
7. Roch Hontas	1976-79	502	5669	857
8. Deron Smith	1987-90	431	4190	799
9. Tanner Lee	2014-15	328	3601	612
10. Ken Karcher	1984-85	287	3332	536

Pass Attempts Per Game

Player	Seasons	Att	Games	Avg
1. Patrick Ramsey	1998-01	1355	35	38.71
2. Ryan Griffin	2009-12	1396	42	33.24
3. Tanner Lee	2014-15	612	19	32.21
4. Lester Ricard	2004-06	954	31	30.77
5. Ken Karcher	1984-85	536	18	29.78
6. Shaun King	1995-98	1163	41	28.37
7. J.P. Losman	2000-03	987	38	25.97
8. Deron Smith	1987-90	790	33	23.94
9. Terrence Jones	1985-88	1042	44	23.68
10. Mike McKay	1981-82	384	17	22.59

Yards Per Attempt (minimum 200 attempts)

Player	Seasons	Att	Yards	Avg
1. Terrence Jones	1985-88	1042	7684	7.374
2. Mike McKay	1981-82	384	2830	7.370
3. Shaun King	1995-98	1163	8419	7.239
4. Joe Ernst	1948-50	369	2374	7.003
5. Lester Ricard	2004-06	954	6608	6.927
6. J.P. Losman	2000-03	987	6754	6.843
7. Patrick Ramsey	1998-01	1355	9205	6.793
8. Roch Hontas	1976-79	857	5669	6.615
9. Mike Walker	1970-72	369	2439	6.610
10. Ryan Griffin	2009-12	1396	9026	6.465

Completions

Player	Seasons	Att	Yards	Comp
1. Ryan Griffin	2009-12	1396	9026	836
2. Patrick Ramsey	1998-01	1355	9205	798
3. Shaun King	1995-98	1163	8419	646
4. J.P. Losman	2000-03	987	6754	570
Terrence Jones	1985-88	1042	7684	570
6. Lester Ricard	2004-06	954	6608	538
7. Roch Hontas	1976-79	857	5669	502
8. Deron Smith	1987-90	799	4190	431
9. Tanner Lee	2014-15	612	3601	328
10. Ken Karcher	1984-85	536	3332	287


Completions Per Game

Player	Seasons	Comp	Games	Avg
1. Patrick Ramsey	1998-01	798	35	22.80
2. Ryan Griffin	2009-12	836	42	19.83
3. Lester Ricard	2004-06	954	31	17.35
4. Tanner Lee	2014-15	328	19	17.26
5. Ken Karcher	1984-85	287	18	15.94
6. Shaun King	1995-98	646	41	15.76
7. J.P. Losman	2000-03	570	38	15.00
8. Mike McKay	1981-82	230	17	13.53
9. Deron Smith	1987-90	431	33	13.06
10. Terrence Jones	1985-88	570	44	12.95

Completion Percentage

Player	Seasons	Att	Comp	Pct
1. Ryan Griffin	2009-12	1396	836	.599
Mike McKay	1981-82	384	230	.599
3. Patrick Ramsey	1998-01	1355	798	.589
4. Roch Hontas	1976-79	857	502	.586
5. J.P. Losman	2000-03	987	570	.578
6. Lester Ricard	2004-06	954	570	.564
7. Shaun King	1995-98	1163	646	.555
8. Terrence Jones	1985-88	1042	570	.547
9. Kevin Moore	2007-10	403	225	.544
10. Tanner Lee	2014-15	612	328	.540

Mike McKay, who played two seasons at Tulane after transferring from Santa Monica Junior College, still holds the career record for completion percentage with a .599 mark from 1981-82. During his career, McKay completed 230 of 384 passes for 2839 yards and 20 touchdowns.





Mike Walker holds the Tulane career record for yards per completion, averaging 15.84 yards on 154 completions from 1970-72.

Yards Per Completion

Player	Seasons	Comp	Yards	Avg
1. Mike Walker	1970-72	154	2439	15.84
2. Joe Ernst	1948-50	175	2374	13.57
3. Terrence Jones	1985-88	570	7684	13.48
4. Nickie Hall	1977-80	192	2561	13.34
5. Shaun King	1995-98	646	8419	13.03
6. Steve Foley	1972-74	169	2174	12.86
7. Mike McKay	1981-82	230	2830	12.30
8. Lester Ricard	2004-06	538	6608	12.28
9. J.P. Losman	2000-03	570	6754	11.85
10. Kevin Moore	2007-10	253	2969	11.74

Touchdowns

Player	Seasons	Yards	Int	TD
1. Patrick Ramsey	1998-01	9205	51	72
2. Shaun King	1995-98	8419	34	70
3. J.P. Losman	2000-03	6754	27	60
4. Ryan Griffin	2009-12	9026	35	56
5. Lester Ricard	2004-06	6608	31	55
6. Terrence Jones	1985-88	7684	41	46
7. Roch Hontas	1976-79	5669	41	39
8. Deron Smith	1987-90	4190	31	37
9. Nickie Hall	1977-80	2561	22	26
10. Tanner Lee	2014-15	3601	19	23

300-Yard Passing Games

Player	Seasons	Yards	Games	300s
1. Patrick Ramsey	1998-01	9205	35	16
2. Ryan Griffin	2009-12	9026	42	10
3. Lester Ricard	2004-06	6608	31	8
Shaun King	1995-98	8419	41	8
5. J.P. Losman	2000-03	6754	38	7
Terrence Jones	1985-88	7684	44	5
7. Deron Smith	1987-90	5669	33	4
8. Ken Karcher	1984-85	4190	18	2
9. Eight tied with				1
most recently Jordy Joseph (11/27/2015)				

Touchdowns Per Game

Player	Seasons	TD	Games	Avg
1. Patrick Ramsey	1998-01	72	35	2.057
2. Lester Ricard	2004-06	55	31	1.774
3. Shaun King	1995-98	70	41	1.707
4. J.P. Losman	2000-03	60	38	1.579
5. Ryan Griffin	2009-12	56	42	1.333
6. Tanner Lee	2014-15	23	19	1.210
7. Mike McKay	1981-82	20	17	1.176
8. Deron Smith	1987-90	37	33	1.121
9. Terrence Jones	1985-88	46	44	1.045
10. Roch Hontas	1976-79	39	39	1.000

Interceptions

Player	Seasons	Att	TD	Int
1. Patrick Ramsey	1998-01	1355	72	51
2. Terrence Jones	1985-88	1042	46	41
Roch Hontas	1976-79	857	39	41
4. Ryan Griffin	2009-12	1396	56	35
Bobby Duhon	1965-67	421	13	35
6. Shaun King	1995-98	1163	70	34
7. Lester Richard	2004-06	954	55	31
Deron Smith	1987-90	799	37	31
9. Mike Walker	1970-72	369	13	30
10. J.P. Losman	2000-03	987	60	27

Lowest Interceptions Percentage

Player	Seasons	Int	Comp	Pct
1. J.P. Losman	2000-03	27	987	2.74
2. Shaun King	1995-98	34	1163	2.92
3. Lester Richard	2004-06	31	538	3.25
4. Ken Karcher	1984-85	20	536	3.73
5. Patrick Ramsey	1998-01	51	1355	3.76
6. Deron Smith	1987-90	31	790	3.92
7. Terrence Jones	1985-88	41	1042	3.93
8. Ryan Griffin	2009-12	35	836	4.19
9. Mike McKay	1981-82	17	384	4.42
10. Steve Foley	1972-74	16	343	4.66

Passing Efficiency (minimum 300 attempts)

Player	Seasons	Comp-Att	Yards	TD	Int	Rating
1. Shaun King	1995-98	646-1163	8419	70	34	130.37
2. Mike McKay	1981-82	230-384	2830	20	17	130.14
3. Lester Ricard	2004-06	538-954	6608	55	31	127.10
4. Patrick Ramsey	1998-01	798-1355	9205	72	51	125.93
5. Terrence Jones	1985-88	570-1042	7684	46	41	123.35
6. Ryan Griffin	2009-12	836-1396	9026	56	35	122.40
7. J.P. Losman	2000-03	570-987	6754	60	27	121.82
8. Roch Hontas	1976-79	502-857	5669	39	41	119.59
9. Deron Smith	1987-90	431-790	4910	37	31	114.37
10. Joe Ernst	1948-50	175-339	2374	17	23	113.42



Tulane's most recent first-round draft choice, J.P. Losman holds the Tulane career mark for lowest interception percentage with just 27 picks while completing 987 tosses for 6,754 yards.

PASSING

SINGLE-SEASON LEADERS

Passing Yards

Player	Year	Att	Comp	Pct	Yards
1. Patrick Ramsey	1999	518	313	.604	3410
2. Shaun King	1998	328	223	.680	3232
3. J.P. Losman	2003	422	251	.595	3077
4. Patrick Ramsey	2001	448	256	.571	2935
5. Patrick Ramsey	2000	389	229	.589	2833
6. Lester Ricard	2006	400	229	.572	2795
7. Ryan Griffin	2012	394	245	.622	2771
8. Deron Smith	1989	423	237	.560	2613
9. Shaun King	1997	363	199	.548	2567
10. Terrence Jones	1987	319	192	.602	2551

Passing Yards Per Game (minimum 125 attempts)

Player	Year	Yards	Games	Avg
1. Patrick Ramsey	1999	3410	11	310.00
2. Ryan Griffin	2012	2771	9	307.88
3. Shaun King	1998	3232	11	293.82
4. Patrick Ramsey	2000	2833	10	283.30
5. Patrick Ramsey	2001	2935	11	266.82
6. J.P. Losman	2003	3077	12	256.42
7. Shaun King	1997	2567	11	233.36
8. Lester Ricard	2006	2795	12	232.92
9. Terrence Jones	1987	2551	11	231.91
10. Ken Karcher	1985	1991	9	221.22



Before embarking on a 12-year professional career as a defensive back, Steve Foley starred at quarterback for the Green Wave from 1972-74. As a junior, Foley led the Green Wave in both rushing and passing while guiding Tulane to the Astro-Bluebonnet Bowl.

Pass Attempts

Player	Year	Yards	Pct	Comp	Att
1. Patrick Ramsey	1999	3410	.604	310	513
2. Patrick Ramsey	2001	2935	.571	256	448
3. Deron Smith	1989	2613	.560	237	423
4. J.P. Losman	2003	3077	.595	251	422
5. Ryan Griffin	2011	2502	.556	227	408
6. J.P. Losman	2002	2468	.574	230	401
7. Lester Ricard	2006	2795	.572	229	400
8. Ryan Griffin	2012	2771	.622	245	394
9. Patrick Ramsey	2000	2833	.589	229	389
10. Ryan Griffin	2010	2371	.599	223	372

Pass Attempts Per Game

Player	Year	Att	Games	Avg
1. Patrick Ramsey	1999	513	11	46.636
2. Ryan Griffin	2012	394	9	43.777
3. Patrick Ramsey	2001	448	11	40.727
4. Patrick Ramsey	2000	389	10	38.900
5. Deron Smith	1989	423	12	35.250
6. J.P. Losman	2003	422	12	35.177
7. Ken Karcher	1985	306	9	34.000
8. Ryan Griffin	2010	372	11	33.818
9. Tanner Lee	2014	336	10	33.600
10. Roch Hontas	1979	367	11	33.364

Yards Per Attempt (minimum 150 attempts)

Player	Year	Att	Yards	Avg
1. Shaun King	1998	328	3232	9.854
2. Lester Ricard	2004	231	1881	8.143
3. Terrence Jones	1987	319	2551	7.997
4. Terrence Jones	1986	284	2124	7.479
5. Mike McKay	1982	260	1903	7.319
6. J.P. Losman	2003	422	3077	7.291
7. Patrick Ramsey	2000	389	2833	7.283
8. Roch Hontas	1978	190	1350	7.105
9. Shaun King	1997	363	2567	7.072
10. Ryan Griffin	2012	394	2771	7.033

Completions

Player	Year	Att	Yards	Comp
1. Patrick Ramsey	1999	513	3410	310
2. Patrick Ramsey	2001	448	2935	256
3. J.P. Losman	2003	422	3077	251
4. Ryan Griffin	2012	394	2771	245
5. Deron Smith	1989	423	2613	237
6. J.P. Losman	2002	401	2468	230
7. Lester Ricard	2006	400	2795	229
Patrick Ramsey	2000	389	2833	229
9. Ryan Griffin	2011	408	2502	227
10. Ryan Griffin	2010	372	2371	223
Shaun King	1998	328	3232	223

Completions Per Game

Player	Year	Comp	Games	Avg
1. Patrick Ramsey	1999	310	11	28.181
2. Ryan Griffin	2012	245	9	27.222
3. Patrick Ramsey	2001	256	11	23.273
4. Patrick Ramsey	2000	229	10	22.900
5. J.P. Losman	2003	251	12	20.917
6. Shaun King	1998	223	11	20.273
Ryan Griffin	2010	223	11	20.273
8. Deron Smith	1989	237	12	19.750
9. Roch Hontas	1979	215	11	19.545
10. Ken Karcher	1985	175	9	19.444

Completion Percentage (minimum 125 attempts)

Player	Year	Att	Comp	Pct
1. Shaun King	1998	328	223	.680
2. Joe Kemp	2009	130	84	.646
3. Ryan Griffin	2009	222	141	.635
4. Roch Hontas	1977	186	118	.634
5. Ryan Griffin	2012	394	245	.622
6. Lester Ricard	2004	231	143	.619
7. Patrick Ramsey	1999	513	310	.604
8. Terrence Jones	1987	319	192	.602
9. Ryan Griffin	2010	372	223	.599
Jerome Woods	1991	192	115	.599

Yards Per Completion (minimum 100 completions)

Player	Year	Comp	Yards	Yds/Comp
1. Shaun King	1998	223	3232	14.493
2. Buddy Gilbert	1975	108	1559	14.435
3. Terrence Jones	1988	162	2305	14.228
4. Terrence Jones	1986	159	2124	13.358
5. Terrence Jones	1987	192	2551	13.286
6. Lester Ricard	2004	143	1881	13.154
7. Glen Guiellette	2016	101	1309	12.960
8. Shaun King	1997	199	2567	12.899
9. Nickie Hall	1980	159	2039	12.824
10. Mike McKay	1982	152	1903	12.520

Touchdowns


Player	Year	Att	Comp	Yards	TD
1. Shaun King	1998	328	223	3232	36
2. J.P. Losman	2003	422	251	3077	33
3. Patrick Ramsey	1999	513	310	3410	25
4. Shaun King	1997	363	199	2567	24
Patrick Ramsey	2000	389	229	2833	24
6. Patrick Ramsey	2001	448	256	2935	22
7. Lester Ricard	2004	231	143	1881	21
Nickie Hall	1980	322	159	2039	21
Roch Hontas	1979	367	215	2345	21
10. Terrence Jones	1987	319	192	2551	20
Ryan Griffin	2012	394	245	2771	20

Touchdowns Per Game

Player	Year	TD	Games	Avg
1. Shaun King	1998	36	11	3.27
2. J.P. Losman	2003	33	12	2.75
3. Patrick Ramsey	2000	24	10	2.40
4. Lester Ricard	2004	21	9	2.33
5. Patrick Ramsey	1999	25	11	2.27
6. Ryan Griffin	2012	20	9	2.22
7. Shaun King	1997	24	11	2.18
8. Patrick Ramsey	2001	22	11	2.00
9. Nickie Hall	1980	21	11	1.91
Roch Hontas	1979	21	11	1.91



In 1980, Nickie Hall threw for a then-Tulane record 21 touchdowns while guiding the Green Wave to a 7-4 regular season and a berth in the Hall of Fame Bowl.



The quarterback of the 1998 C-USA and Liberty Bowl championship squad, Shaun King holds Tulane single-season records for touchdowns, completion percentage, yard per attempt and yards per completion, and set an NCAA record with a 183.32 passing efficiency mark.

Interceptions

Player	Year	Att	TD	Int
1. Patrick Ramsey	1999	513	25	24
2. Buddy Gilbert	1975	264	9	21
3. Rusty Lachaussee	1969	199	5	19
4. Terrence Jones	1988	329	15	18
5. Nickie Hall	1980	322	21	17
6. Deron Smith	1989	423	18	16
7. Deron Smith	1990	361	19	15
Peter Clement	1952	129	6	15
9. Tanner Lee	2014	336	12	14
J.P. Losman	2003	422	33	14
Patrick Ramsey	2000	389	24	14
Shaun King	1997	363	24	14
Craig Randall	1993	305	8	14
Mike McKay	1979	367	21	14
Ernest Crouch	1945	78	3	14

Highest Touchdown/Interception Ratio (minimum 8 TD)

Player	Year	TD	Int	Ratio
1. Shaun King	1998	36	6	6.000
2. Mike McKay	1981	10	3	3.333
3. J.P. Losman	2003	33	14	2.357
4. Lester Ricard	2004	21	9	2.333
5. Jerome Woods	1991	8	4	2.000
6. J.P. Losman	2002	19	10	1.900
7. Ryan Griffin	2012	20	11	1.818
8. Lester Ricard	2006	18	10	1.800
9. Ryan Griffin	2010	14	8	1.750
10. Shaun King	1997	24	14	1.714
Patrick Ramsey	2000	24	14	1.714

Passing Efficiency (minimum 75 attempts)

Player	Year	Comp-Att	Yards	TD	Int	Rating
1. Shaun King	1998	223-328	3232	36	6	183.32
2. Lester Ricard	2004	143-231	1881	21	9	152.51
3. Mike McKay	1981	78-124	927	10	3	147.47
4. J.P. Losman	2003	251-422	3077	33	14	139.90
Terrence Jones	1987	192-319	2551	20	13	139.90
6. Patrick Ramsey	2000	229-389	2833	24	14	133.21
7. Joe Kemp	2009	84-130	1038	4	6	132.61
8. Ryan Griffin	2012	245-394	2771	20	11	132.43
9. Shaun King	1997	199-363	2567	24	14	128.33
10. Terrence Jones	1986	159-284	2124	10	7	125.50

PASSING

SINGLE-GAME LEADERS

Pass Attempts

No	Player vs. Opponent	Date	Add'l Stats
1.	66 Ryan Griffin at Houston	11/24/12	36-66, 346 yds
2.	64 Ryan Griffin at Marshall	11/27/10	36-64, 370 yds
3.	59 Patrick Ramsey vs. Mississippi	10/9/99	35-59, 339 yds
4.	57 Ryan Griffin vs. East Carolina	11/17/12	36-57, 293 yds
5.	56 Patrick Ramsey vs. Memphis	11/18/00	29-56, 360 yds
6.	55 Patrick Ramsey vs. Houston	11/6/99	26-55, 360 yds
7.	54 Shaun King vs. Southern Miss	10/25/97	29-54, 214 yds
	54 Patrick Ramsey vs. Louisville	10/28/00	34-54, 201 yds
9.	53 Ryan Griffin at Tulsa	10/16/10	36-53, 412 yds
	53 Patrick Ramsey vs. Syracuse	10/2/99	26-53, 342 yds

Pass Completions

No	Player vs. Opponent	Date	Add'l Stats
1.	37 Patrick Ramsey vs. UL-Lafayette	10/16/99	37-52, 396 yds
2.	36 Ryan Griffin vs. East Carolina	11/17/12	36-57, 293 yds
	36 Ryan Griffin at Houston	11/24/12	36-66, 346 yds
	36 Ryan Griffin at Marshall	11/27/10	36-64, 370 yds
	36 Ryan Griffin at Tulsa	10/16/10	36-53, 412 yds
	36 Lester Ricard vs. UAB	10/23/04	36-49, 417 yds
	36 Patrick Ramsey vs. Navy	11/13/99	36-52, 291 yds
	36 Patrick Ramsey vs. Navy	11/10/01	36-49, 442 yds
9.	35 Patrick Ramsey vs. Mississippi	10/9/99	35-59, 339 yds
10.	34 Ryan Griffin vs. UAB	10/27/12	34-42, 466 yds
	34 Patrick Ramsey vs. Army	9/18/99	34-49, 447 yds
	34 Patrick Ramsey vs. SMU	9/23/00	34-50, 347 yds
	34 Patrick Ramsey vs. Louisville	10/28/20	34-54, 301 yds

Passing Yards

No	Player vs. Opponent	Date	Add'l Stats
1.	476 Ryan Griffin vs. Rice	11/3/12	28-49, 4 TD
2.	466 Ryan Griffin vs. UAB	10/27/12	34-42, 5 TD
3.	447 Patrick Ramsey vs. Army	9/18/99	34-49, 4 TD
4.	442 Patrick Ramsey vs. Navy	11/10/01	36-49, 3 TD
5.	417 Lester Ricard vs. UAB	10/23/04	36-49, 6 TD
6.	412 Ryan Griffin at Tulsa	10/16/10	36-53, 2 TD
7.	409 Lester Ricard vs. Army	10/28/06	33-43, 3 TD
8.	404 Patrick Ramsey vs. SMU	9/11/99	32-49, 3 TD
9.	403 Patrick Ramsey vs. UL-Lafayette	10/7/00	31-46, 2 TD
10.	396 Patrick Ramsey vs. UL-Lafayette	10/16/99	37-52, 5 TD



Lester Ricard set a Tulane record with six touchdown passes against UAB on Oct. 23, 2004, at Tad Gormley Stadium.

Touchdowns


No	Player vs. Opponent	Date	Add'l Stats
1.	6 Lester Ricard vs. UAB	10/23/04	36-49, 417 yds
2.	5 Ryan Griffin vs. UAB	10/27/12	34-42, 466 yds
	5 J.P. Losman vs. Army	9/20/03	26-34, 350 yds
	5 J.P. Losman vs. Navy	10/26/02	25-35, 329 yds
	5 Patrick Ramsey vs. Navy	11/11/00	26-40, 380 yds
	5 Patrick Ramsey vs. UL-Lafayette	10/16/99	N/A
	5 Shaun King vs. Houston	11/21/98	26-33, 319 yds
	5 Deron Smith vs. Memphis	11/4/89	21-33, 305 yds
	5 Nickie Hall vs. Rice	9/20/80	N/A
	5 Fred Dempsey vs. La. College	11/22/52	N/A

INDIVIDUAL 300-YARD PASSING GAMES

No	Player vs. Opponent	Date	Add'l Stats
1.	476 Ryan Griffin vs. Rice	11/3/12	28-49, 4 TD
2.	466 Ryan Griffin vs. UAB	10/27/12	34-42, 5 TD
3.	447 Patrick Ramsey vs. Army	9/18/99	34-49, 4 TD
4.	442 Patrick Ramsey vs. Navy	11/10/01	36-49, 3 TD
5.	417 Lester Ricard vs. UAB	10/23/04	36-49, 6 TD
6.	412 Ryan Griffin at Tulsa	10/16/10	36-53, 2 TD
7.	409 Lester Ricard vs. Army	10/28/06	33-43, 3 TD
8.	404 Patrick Ramsey vs. SMU	9/11/99	32-49, 3 TD
9.	403 Patrick Ramsey vs. UL-Lafayette	10/7/00	31-46, 2 TD
10.	396 Patrick Ramsey vs. UL-Lafayette	10/16/99	37-52, 5 TD
11.	394 Lester Ricard vs. SMU	9/30/06	29-48, 3TD
12.	388 Terrence Jones vs. TCU	9/13/86	26-38, 3 TD
13.	385 Shaun King vs. UL-Lafayette	10/31/98	21-39, 3 TD
13.	384 J.P. Losman vs. Army	10/27/01	25-39, 3 TD
14.	380 Patrick Ramsey vs. Navy	11/11/00	26-40, 5 TD
15.	377 Ryan Griffin vs. Memphis	10/22/11	31-50, 1 TD
16.	376 Lester Ricard vs. UTEP	10/14/05	29-52, 3 TD
17.	373 Roch Hontas vs. SMU	10/24/77	33-42, 1 TD
18.	372 Shaun King vs. Rutgers	11/11/95	23-47, 2 TD
19.	370 Ryan Griffin at Marshall	11/27/10	36-64, 1 TD
20.	370 Deron Smith vs. Vanderbilt	11/18/89	22-38, 2 TD
21.	363 Ryan Griffin at UTEP	10/20/12	28-44, 2 TD
22.	362 Terrence Jones vs. Virginia	10/24/87	21-26, 3 TD
22.	360 Lester Ricard vs. UCF	10/21/05	27-47, 3 TD
	360 Patrick Ramsey vs. Memphis	11/18/00	29-56, 3 TD
	360 Patrick Ramsey vs. Houston	11/6/99	26-55, 4 TD
25.	358 Terrence Jones vs. Ole Miss	9/26/87	23-34, 3 TD
26.	355 Patrick Ramsey vs. TCU	10/13/01	21-31, 4 TD
27.	353 J.P. Losman vs. Northwestern St.	9/6/03	29-48, 4 TD
28.	352 Shaun King vs. SMU	9/12/98	20-29, 2 TD
29.	350 J.P. Losman vs. Army	9/20/03	26-34, 5 TD
30.	349 J.P. Losman vs. Mississippi State	9/13/03	29-47, 4 TD
31.	347 Nickie Hall vs. SMU	10/4/80	22-42, 3 TD
	347 Patrick Ramsey vs. SMU	9/23/00	34-50, 3 TD
33.	346 Ryan Griffin at Houston	11/24/12	36-66, 2 TD
34.	344 Lester Ricard vs. Rice	10/7/06	21-40, 4 TD
35.	343 Jordy Joseph vs. Tulsa	11/27/15	23-41, 4 TD
	343 Patrick Ramsey vs. LSU	9/1/01	25-47, 2 TD
37.	342 Patrick Ramsey vs. Syracuse	10/2/99	26-53, 1 TD
38.	339 Patrick Ramsey vs. Ole Miss	10/9/99	35-59, 1 TD
39.	335 Terrence Jones vs. UL-Lafayette	11/1/86	23-32, 2 TD
40.	332 Shaun King vs. Army	11/14/98	23-31, 3 TD
	332 Jerome Woods vs. East Carolina	11/2/91	26-35, 3 TD
42.	330 Shaun King vs. Louisiana Tech	11/26/98	19-26, 3 TD
43.	329 J.P. Losman vs. Navy	10/26/02	25-35, 5 TD
	329 Shaun King vs. Syracuse	9/20/97	21-46
45.	327 Nick Montana vs. South Alabama	9/7/13	29-47, 3 TD
46.	325 Patrick Ramsey vs. UAB	11/20/99	27-45, 2 TD
47.	324 Lester Ricard vs. SE Louisiana	10/1/05	24-50, 2 TD
48.	323 Jon English vs. Vanderbilt	10/2/83	24-39, 1 TD
	323 Lester Ricard vs. Navy	11/6/04	18-19, 4 TD
50.	320 Ryan Griffin vs. Syracuse	10/8/11	24-30, 2 TD
	320 Shaun King vs. Rutgers	10/24/98	23-27, 4 TD
	320 Ken Karcher vs. LSU	11/30/85	27-44, 2 TD
53.	319 Shaun King vs. Houston	11/21/98	26-33, 5 TD
54.	316 Terrence Jones vs. LSU	11/21/87	27-40, 3 TD
	316 Ken Karcher vs. Vanderbilt	10/6/84	24-39, 1 TD
56.	315 Craig Randall vs. Southern Miss	11/6/93	22-30, 1 TD
57.	314 Ryan Griffin vs. Rice	11/13/10	21-34, 3 TD
58.	313 Deron Smith vs. Southern Miss	10/7/89	25-46, 3 TD
59.	309 Patrick Ramsey vs. Houston	11/4/00	19-33, 4 TD
60.	307 Deron Smith vs. Syracuse	11/10/90	24-49, 3 TD
61.	305 Deron Smith vs. Memphis	11/4/89	21-33, 5 TD
62.	303 J.P. Losman vs. TCU	9/1/03	25-42, 2 TD
63.	302 Ryan Griffin vs. SMU	10/13/12	17-32, 3 TD
64.	301 Patrick Ramsey vs. Louisville	10/28/00	34-54, 2 TD
	301 Tanner Lee vs. East Carolina	11/22/14	25-43, 0 TD
66.	300 J.P. Losman vs. UL-Monroe	10/5/02	21-35, 4 TD

LONGEST PASS PLAYS

1.	94	Shaun King to JaJuan Dawson vs. SMU	9/12/98
2.	90	Tanner Lee to Teddy Veal vs. Army	10/14/15
3.	87	Lester Ricard to Roydell Williams vs. Navy	11/6/04
	87	J.P. Losman to Chris Bush vs. East Carolina	11/22/03
5.	84	Nickie Hall to Marcus Anderson vs. SMU	10/4/80
6.	80	Patrick Ramsey to Kerwin Cook vs. Syracuse	10/2/99
	80	Craig Randall to Tony Jacobs vs. Southern Miss	11/6/93
	80	Roch Hontas to Darrell Griffin vs. Memphis	10/28/78
9.	79	Ryan Griffin Marc Edwards vs. SMU	10/13/12
	79	Shaun King to JaJuan Dawson vs. Syracuse	9/20/97
11.	78	J.P. Losman to Roydell Williams vs. UAB	11/8/03
	78	Shaun King to P.J. Franklin vs. Navy	9/26/98
	78	Shaun King to JaJuan Dawson vs. Rice	9/13/97
14.	77	J.P. Losman to Roydell Williams vs. Texas	9/27/03
	77	Billy Duncan to Steve Ballard vs. LSU	11/21/92
	77	Deron Smith to Jerome McIntosh vs. Vanderbilt	11/18/89
17.	76	Shawn Meadows to Wil Ursin vs. Boston College	10/24/92
	76	Terrence Jones to Marvin Allen vs. Virginia Tech	10/24/87
	76	John Caruso to Willie Hof vs. Ole Miss	10/15/55
	76	Bill Bonar to George Kinek vs. Notre Dame	10/15/49
21.	74	Lester Ricard to Bubba Terranova vs. SE Louisiana	10/1/05
	74	Patrick Ramsey to Mewelde Moore vs. Army	10/21/00
	74	David Abercrombie to Steve Barrios vs. N. Carolina	10/17/70
	74	Tanner Lee to Xavier Rush vs. Southeastern La.	9/13/14
25.	73	Ryan Griffin to Ryan Grant vs. Rice	11/13/10
26.	72	Terry Looney to Bill Kramer vs. West Virginia	11/6/76
27.	71	D.J. Ponder to Justyn Shackelford at UL-Lafayette	10/6/12
	71	Bobby Duhon to Lanis O'Steen vs. Miami (Fla.)	10/2/65
	71	Fred Wilcox to Gene Newton vs. Alabama	11/10/56



Roch Hontas became the first Tulane quarterback to lead the team in passing in four consecutive seasons, accomplishing the feat from 1976-79. Following a stellar collegiate career, Hontas turned down the NFL in order to attend medical school at Tulane.

YEAR-BY-YEAR LEADERS

Year	Player	Att	Comp	Pct	Int	TD	Yards
1939	Bobby Kellogg	21	—	—	—	0	75
1940	Jim Ely	19	12	.632	—	0	138
1941	Bobby Glass	33	18	.545	—	0	264
1942	Lou Thomas	55	32	.582	5	6	479
1943	Dub Jones	40	13	.325	2	2	253
1944	Bennie Ellender	—	9	—	—	1	163
1945	Ernest Crouch	78	31	.397	14	3	487
1946	Jim Keeton	51	21	.412	6	3	282
1947	Bennie Ellender	62	29	.468	6	2	286
1948	Joe Ernst	123	57	.463	6	6	809
1949	Joe Ernst	88	49	.557	7	3	575
1950	Joe Ernst	128	69	.539	10	8	990
1951	Fred Dempsey	101	48	.475	8	2	575
1952	Peter Clement	129	59	.457	15	6	664
1953	Peter Clement	93	46	.495	13	4	472
1954	Fred Wilcox	41	19	.463	6	1	193
1955	Gene Newton	49	21	.429	5	4	312
1956	Gene Newton	48	21	.438	5	6	280
1957	Carleton Sweeney	48	22	.458	8	1	306
1958	Richie Pettibon	125	66	.528	11	3	728
1959	Phil Nugent	102	41	.402	7	4	411
1960	Phil Nugent	139	67	.482	12	5	880
1961	Jack Domingue	97	41	.423	4	1	338
1962	Ted Miller	103	54	.524	5	4	548
1963	Al Burguieres	147	58	.395	10	2	664
1964	David East	192	85	.443	12	2	846
1965	Bobby Duhon	151	64	.424	12	5	807
1966	Bobby Duhon	126	56	.444	12	2	577
1967	Bobby Duhon	144	67	.465	11	6	753
1968	Wayne Francingues	162	66	.407	11	4	938
1969	Rusty Lachaussee	199	90	.452	19	5	1291
1970	Mike Walker	133	56	.421	9	3	1038
1971	Mike Walker	162	64	.395	15	5	995
1972	Steve Foley	147	74	.503	5	5	914
1973	Steve Foley	112	58	.475	6	7	824
1974	Terry Looney	128	57	.445	11	5	829
1975	Buddy Gilbert	264	108	.409	21	9	1559
1976	Roch Hontas	114	61	.535	9	2	697
1977	Roch Hontas	186	118	.634	8	5	1277
1978	Roch Hontas	190	108	.568	10	11	1350
1979	Roch Hontas	367	215	.586	14	21	2345
1980	Nickie Hall	322	159	.494	17	21	2039
1981	Mike McKay	124	78	.629	3	10	927
1982	Mike McKay	260	152	.585	14	10	1903
1983	Jon English	184	97	.527	13	6	1258
1984	Ken Karcher	230	112	.487	12	8	1341
1985	Ken Karcher	306	175	.572	8	9	1991
1986	Terrence Jones	284	159	.560	7	10	2124
1987	Terrence Jones	319	192	.602	13	20	2551
1988	Terrence Jones	329	162	.492	18	15	2305
1989	Deron Smith	423	237	.560	16	18	2613
1990	Deron Smith	361	193	.535	15	19	2282
1991	Jerome Woods	192	115	.599	4	8	1238
1992	Shawn Meadows	146	66	.452	13	2	752
1993	Craig Randall	305	151	.495	14	8	1565
1994	Tracey Watts	204	91	.446	12	4	916
1995	Shaun King	199	92	.462	7	2	1046
1996	Shaun King	273	132	.484	7	8	1574
1997	Shaun King	363	199	.548	14	24	2567
1998	Shaun King	328	223	.680	6	36	3232
1999	Patrick Ramsey	513	310	.604	24	25	3410
2000	Patrick Ramsey	389	229	.589	14	24	2833
2001	Patrick Ramsey	448	256	.571	13	22	2935
2002	J.P. Losman	401	230	.574	10	19	2468
2003	J.P. Losman	422	251	.595	14	33	3077
2004	Lester Ricard	231	143	.619	9	21	1881
2005	Lester Ricard	323	166	.514	12	16	1932
2006	Lester Ricard	400	229	.572	10	18	2795
2007	Anthony Scelfo	205	111	.541	7	6	1396
2008	Kevin Moore	334	187	.560	13	10	2194
2009	Ryan Griffin	222	141	.635	9	6	1382
2010	Ryan Griffin	372	223	.599	14	8	2371
2011	Ryan Griffin	408	227	.556	13	10	2502
2012	Ryan Griffin	394	245	.622	11	20	2771
2013	Nick Montana	296	158	.534	10	14	1717
2014	Tanner Lee	336	185	.551	14	12	1962
2015	Tanner Lee	276	143	.518	11	7	1639
2016	Glen Cuiellette	237	101	.426	8	10	1309

PUNTING

TEAM RECORDS

Most Punts

Game	21	vs. Georgia Tech.....	10/21/33
Season	100	(11 games).....	1931

Fewest Punts

Game	0	vs. Louisiana Tech.....	11/26/98
------	---	-------------------------	----------

Highest Yard-Per-Punt Average

Game*	54.6	vs. East Carolina (5 for 273 yards).....	11/22/03
Season	46.2	43 for 1940 yards.....	1997

*minimum five punts

INDIVIDUAL RECORDS

Most Punts

Game	20	Bucky Bryan vs. Georgia Tech (654 yds).....	10/21/33
Season	80	Peter Picerelli (3,316 yards).....	2013
Career	250	Peter Picerelli (9,918 yards).....	2012-15

Most Punt Yards

Game	654	Bucky Bryan vs. Georgia Tech (10 punts).....	10/21/33
Season	3316	Peter Picerelli (80 punts).....	2013
Career	9918	Peter Picerelli (250 punts).....	2012-15

Highest Yard-Per-Punt Average

Game*	54.6	Chris Beckman vs. East Carolina (5-273).....	11/22/03
Season**	46.2	Brad Hill (42-1940).....	1997
Career***	43.8	Casey Roussel (178-7802).....	1997-2001

*minimum five punts **minimum 35 punts ***minimum 100 punts

Longest Punt

Game	87	O.J. Key vs. Florida.....	10/5/46
------	----	---------------------------	---------

TEAM SEASON HIGHS

Punts

1.	100 in 1931	(11 games)
2.	83 in 2013	(13 games)
3.	82 in 2015	(12 games)
4.	78 in 1971	(11 games)
5.	77 in 1993	(12 games)
6.	76 in 1961	(10 games)
7.	75 in 2011	(13 games)
8.	75 in 2007	(12 games)
9.	74 in 1975	(11 games)
10.	73 in 1963	(10 games)

Punting Average

1.	46.19 in 1997	(11 games)
2.	44.22 in 2000	(11 games)
3.	43.32 in 1969	(10 games)
4.	43.25 in 2008	(12 games)
5.	43.19 in 2001	(12 games)
6.	43.11 in 2003	(12 games)
7.	42.79 in 1972	(11 games)
8.	42.10 in 1999	(11 games)
9.	41.97 in 2002	(13 games)
10.	41.45 in 2013	(13 games)

LONGEST PUNTS

1.	87	O.J. Key vs. Florida.....	10/5/46
2.	83	Casey Roussel vs. East Carolina.....	10/23/99
3.	77	Ross Thevenot vs. UCF.....	11/21/09
	77	Eddie Dunn vs. Vanderbilt.....	11/15/58
	77	Lou Thomas vs. Georgia.....	10/17/42
6.	75	Frank Wills vs. Southern Miss.....	10/13/79
7.	73	Jonathan Ginsburgh at Rutgers.....	10/2/10
	73	Chris Beckman vs. East Carolina.....	11/22/03
	73	Max McGee vs. Baylor.....	10/6/51
10.	72	Ronny Quillian vs. Alabama.....	11/5/55
	72	Casey Roussel vs. Southern Miss.....	10/14/00

Brad Hill holds the single-season record in punting average after posting a 46.19 yard mark on 42 punts in 1997. Hill also ranks ninth in single-season punting yards (2,699) and 10th in total punts (67).

CAREER LEADERS

Punts

Player	Seasons	Yards	Avg	Punts	
1.	Peter Picerelli	2012-15	9918	40.0	250
2.	Chip Clark	1990-93	9917	39.8	249
3.	Chris Beckman	2003-06	9421	42.4	222
4.	David East	1963-65	7663	38.1	201
5.	Ken Sanders	1968-70	8160	41.0	199
6.	Howard McNeill	1973-75	7243	38.5	188
7.	Frank Wills	1977-79	7152	38.9	184
8.	Casey Roussel	1997-01	7802	43.8	178
9.	Vince Manalla	1980-82	6692	39.4	170
10.	Brad Hill	1994-98	6642	41.5	160

Punting Yards

Player	Seasons	Punts	Avg	Yards	
1.	Peter Picerelli	2012-15	250	40.0	9918
2.	Chip Clark	1990-93	249	39.8	9917
3.	Chris Beckman	2003-06	222	42.4	9421
4.	Ken Sanders	1968-70	199	41.0	8160
5.	Casey Roussel	1997-01	178	43.8	7802
6.	David East	1963-65	201	38.1	7663
7.	Howard McNeill	1973-75	188	38.5	7243
8.	Frank Wills	1977-79	184	38.9	7152
9.	Vince Manalla	1980-82	170	39.4	6692
10.	Brad Hill	1994-98	160	41.5	6642

Punting Average (minimum 100 punts)

Player	Seasons	Punts	Yards	Avg	
1.	Casey Roussel	1997-01	178	7802	43.19
2.	Chris Beckman	2003-06	222	9421	42.44
3.	Ross Thevenot	2006-09	139	5838	42.00
4.	Brad Hill	1994-98	160	6642	41.51
5.	Ken Sanders	1968-70	199	8160	41.01
6.	Jonathan Ginsburgh	2010-13	132	5390	40.83
7.	Stan Nyhan	1937-39	121	4905	40.54
8.	Peter Picerelli	2012-15	250	9918	40.00
9.	Chip Clark	1990-93	249	9917	39.83
10.	Zachary Block	2015-pres.	115	4555	39.61





Casey Rousssel holds the Green Wave career record for punting average (43.19) and ranks fourth in punting yards (7,802) and seventh in punts (178).

SINGLE-SEASON LEADERS

Punts

Player	Year	Yards	Avg	Punts
1. Peter Picerelli	2013	3316	41.5	80
2. Chip Clark	1993	3003	40.0	75
3. Seth Marler	2002	3090	42.9	72
Wayne Clements	1985	2646	36.8	72
5. Peter Picerelli	2014	2683	37.8	71
David East	1963	2548	35.9	71
7. Jonathan Ginsburgh	2010	2802	40.0	70
Howard McNeill	1975	2851	40.7	70
Randy Lee	1972	2995	42.8	70
Ken Sanders	1970	2659	38.0	70

Punting Yards

Player	Year	Punts	Avg	Yards
1. Peter Picerelli	2013	80	41.5	3316
2. Seth Marler	2002	72	42.9	3090
3. Chip Clark	1993	75	40.0	3003
4. Randy Lee	1972	70	42.8	2995
5. Ken Sanders	1969	66	43.3	2859
6. Howard McNeill	1975	70	40.7	2851
7. Chris Beckman	2003	65	43.5	2829
8. Jonathan Ginsburgh	2010	70	40.0	2802
9. Peter Picerelli	2012	68	41.0	2789
10. Zachary Block	2016	68	40.8	2772

Punting Average (minimum 35 punts)

Player	Year	Punts	Yards	Avg
1. Brad Hill	1997	42	1940	46.19
2. Ross Thevenot	2008	45	2061	45.80
3. Stan Nyhan	1939	38	1692	44.53
4. Casey Rousssel	1999	55	2429	44.22
5. Casey Rousssel	2000	59	2609	44.20
6. Chris Beckman	2003	65	2829	43.52
7. Ken Sanders	1969	66	2859	43.32
8. Casey Rousssel	2001	64	2764	43.18
9. Seth Marler	2002	72	3090	42.92
10. Randy Lee	1972	70	2995	42.79

YEAR-BY-YEAR LEADERS

Year	Player	No	Yards	Avg
1937	Stan Nyhan	47	1790	38.1
1938	Stan Nyhan	36	1423	39.5
1939	Stan Nyhan	38	1692	44.5
1940	Fred Cassibry	37	1256	34.0
1941	Bobby Glass	31	1154	37.2
1942	Joe Renfroe	18	702	39.0
1943	Joe Renfroe	40	1473	36.8
1944	Joe Renfroe	18	673	37.4
1945	Richard Hoot	20	736	36.8
1946	Leonard Finley	33	1140	34.3
1947	Leonard Finley	65	2294	35.3
1948	Euel Davis	26	994	38.2
Year	Player	No	Yards	Avg
1949	Euel Davis	37	1454	39.3
1950	Bill Bonar	49	1853	37.8
1951	Max McGee	68	2394	35.2
1952	Max McGee	49	1840	37.6
1953	Max McGee	25	956	38.2
1954	John Caruso	33	1329	40.3
1955	Ronny Quillian	36	1410	39.2
1956	Gene Newton	34	1002	29.5
1957	Gene Newton	39	1213	31.1
1958	Claude Mason	25	851	34.0
1959	Jim MaGee	38	1374	36.2
1960	Sammy Camp	15	578	38.5
1961	Ted Miller	35	1389	39.7
1962	Ted Miller	51	1754	34.4
1963	David East	71	2548	35.9
1964	David East	61	2396	39.3
1965	David East	69	2719	39.4
1966	Lloyd Pye	38	1461	38.4
1967	Lloyd Pye	44	1743	39.6
1968	Ken Sanders	63	2642	41.9
1969	Ken Sanders	66	2859	43.3
1970	Ken Sanders	70	2659	38.0
1971	David Hebert	63	2516	39.9
1972	Randy Lee	70	2995	42.8
1973	Howard McNeill	59	2176	36.9
1974	Howard McNeill	59	2216	37.6
1975	Howard McNeill	70	2851	40.7
1976	Jeff Carnes	25	1041	41.6
1977	Frank Wills	60	2314	38.9
1978	Frank Wills	65	2526	38.9
1979	Frank Wills	59	2312	39.1
1980	Vince Manalla	66	2492	37.8
1981	Vince Manalla	55	2137	38.9
1982	Vince Manalla	49	2063	42.1
1983	Jim Burkey	58	2311	39.8
1984	Sam Amarena	54	2147	39.8
1985	Wayne Clements	72	2646	37.0
1986	Chris Scott	53	1933	36.5
1987	Deron Smith	42	1613	38.4
1988	Micah Neuse	57	2195	38.5
1989	Deron Smith	57	2167	38.0
1990	Chip Clark	52	1981	38.1
1991	Chip Clark	59	2360	40.0
1992	Chip Clark	63	2573	40.8
1993	Chip Clark	75	3003	40.0
1994	Danny Lasseigne	58	2133	36.8
1995	Danny Lasseigne	54	1918	35.5
1996	Brad Hill	67	2699	40.3
1997	Brad Hill	42	1940	46.2
1998	Brad Hill	34	1367	40.2
1999	Casey Rousssel	55	2429	44.2
2000	Casey Rousssel	59	2609	44.2
2001	Casey Rousssel	64	2764	43.2
2002	Seth Marler	72	3090	42.9
2003	Chris Beckman	65	2829	43.5
2004	Chris Beckman	52	2219	42.7
2005	Chris Beckman	53	2166	40.9
2006	Chris Beckman	52	2207	42.4
2007	Ross Thevenot	44	1713	38.9
2008	Ross Thevenot	45	2061	45.8
2009	Ross Thevenot	49	2028	41.4
2010	Jonathan Ginsburgh	70	2802	40.0
2011	Jonathan Ginsburgh	59	2458	41.7
2012	Peter Picerelli	68	2789	41.0
2013	Peter Picerelli	80	3316	41.5
2014	Peter Picerelli	71	2683	37.8
2015	Zachary Bloack	47	1783	37.9
2016	Zachary Block	68	2772	40.8

RECEIVING

INDIVIDUAL RECORDS

Receptions

Game	16	JaJuan Dawson vs. SMU.....	9/11/99
Season	96	JaJuan Dawson	1999
Career	236	Marc Zeno	1984-87

Receptions Records By Class

Freshman	40	Teddy veal	2014
Sophomore	73	Marc Zeno	1985
Junior	79	Adrian Burnette.....	1999
Senior	96	JaJuan Dawson	1999

Receptions Per Game

Season	9.6	JaJuan Dawson (96 in 10 games).....	1999
Career	5.7	JaJuan Dawson (234 in 41 games).....	1996-99

Receiving Yards

Game	271	Jerome McIntosh vs. Vanderbilt.....	11/28/89
Season	1206	Marc Zeno	1987
Career	3725	Marc Zeno	1984-87

Highest Yard-Per-Catch Average

Game*	29.1	JaJuan Dawson vs. Syracuse (7-204).....	9/20/97
Season**	25.3	Steve Barrios (20-505).....	1970
Season***	17.8	Robert Griffin (45-801).....	1980
Career^	20.0	Steve Barrios (60-1197).....	1969-71
Career^^	16.7	Jerome McIntosh (126-2109).....	1986-89

*minimum five catches **minimum 20 catches ***minimum 40 catches

^minimum 50 catches ^^minimum 100 catches

Touchdown Receptions

Game	4	Robert Griffin vs. Rice	9/20/80
Season	14	Adrian Burnette	2000
Career	35	Roydell Williams	2000-04

100-Yard Games

Season	7	Marc Zeno	1987
Career	17	Marc Zeno	1984-87

Consecutive 100-Yard Games

Season	5	JaJuan Dawson	1999
	4	Ryan Grant.....	2012
	3	Roydell Williams.....	2004
	3	Adrian Burnette.....	1999
	3	JaJuan Dawson	1998
	3	P.J. Franklin	1998
	3	JaJuan Dawson	1997
	3	Marc Zeno (twice).....	1987
	3	Marc Zeno	1986
	3	Marc Zeno	1985
	3	Robert Griffin.....	1980

Receptions By A Running Back

Season	65	Mewelde Moore	2001
Career	189	Mewelde Moore	2000-03

Receptions By A Tight End

Season	47	Rodney Holman	1979
Career	135	Rodney Holman	1978-81

Consecutive Receptions For TDs

Season	4	Marty Comer	1942
	3	Roydell Williams.....	2001
	3	Chris Bush	2003

Roydell Williams completed his career as Tulane and Conference USA's all-time touchdown reception leader with 35 scoring grabs. He also ranks third in Tulane history in career receptions and 100-yard receiving games.

CAREER LEADERS

Receptions

Player	Seasons	Yards	Avg	Rec
1. Marc Zeno	1984-87	3725	15.78	236
2. JaJuan Dawson	1996-99	3048	13.03	234
3. Roydell Williams	2000-04	3207	14.92	215
4. Jeremy Williams	2006-09	2807	14.25	197
5. Ryan Grant	2009-13	2769	14.13	196
6. Mewelde Moore	2000-03	2059	10.89	189
7. Wil Ursin	1990-93	2466	13.12	188
8. Adrian Burnette	1997-00	2459	14.46	170
9. Terrell Harris	1998-01	1631	9.83	166
10. P.J. Franklin	1995-98	2260	14.30	158
11. Rodney Holman	1978-81	1512	11.20	135
12. Casey Robottom	2007-10	1632	12.27	133
13. Justyn Shackelford	2011-14	1719	13.10	131
14. Jerome McIntosh	1986-89	2109	16.74	126
Robert Griffin	1980-83	1945	15.44	126

Receiving Yards

Player	Seasons	Rec	Avg	Yards
1. Marc Zeno	1984-87	236	15.78	3725
2. Roydell Williams	2000-04	215	14.92	3207
3. JaJuan Dawson	1996-99	234	13.03	3048
4. Jeremy Williams	2006-09	197	14.23	2807
5. Ryan Grant	2009-13	196	14.13	2769
6. Wil Ursin	1990-93	188	13.12	2466
7. Adrian Burnette	1997-00	170	14.46	2459
8. P.J. Franklin	1995-98	158	14.30	2260
9. Jerome McIntosh	1986-89	126	16.74	2109
10. Mewelde Moore	2000-03	189	10.89	2059
11. Robert Griffin	1980-83	126	15.44	1945
12. Justyn Shackelford	2011-14	131	13.10	1719
13. Casey Robottom	2007-10	133	12.27	1632
14. Terrell Harris	1998-01	166	9.83	1631
15. Alton Alexis	1976-79	122	12.70	1549

Touchdown Receptions

Player	Seasons	Rec	Yards	TD
1. Roydell Williams	2000-04	215	3207	35
2. JaJuan Dawson	1996-99	234	3048	31
3. Marc Zeno	1984-87	236	3725	25
4. Adrian Burnette	1997-00	170	2459	24
Jerome McIntosh	1986-89	126	2109	23
6. Ryan Grant	2009-13	196	2769	21
P.J. Franklin	1995-98	158	2260	21
8. Jeremy Williams	2006-09	197	2807	19
9. Wil Ursin	1990-93	188	2466	17
10. Chris Bush	2001-04	93	1543	16
11. Mewelde Moore	2000-03	189	2059	15
12. Kerwin Cook	1997-00	111	1533	14
Larry Route	1983-86	123	1366	14
Xavier Rush	2011-14	99	1349	12
15. Tristan Smith	2001-03	102	887	11
Jeff Liggon	1993-96	87	1009	11
Robert Griffin	1980-83	126	1945	11



All-American Marc Zeno completed his Tulane career as the NCAA's all-time leader in receiving yardage with 3,725. He also set Green Wave career marks with 236 catches, 17 100-yard games and 25 touchdown grabs (since broken).



Yards Per Reception (minimum 50 receptions)

Player	Seasons	Rec	Yards	Avg
1. Steve Barrios	1969-71	60	1197	19.95
2. Jaime Garza	1973-75	72	1257	17.46
3. Jerome McIntosh	1986-89	126	2109	16.74
4. Chris Bush	2001-04	93	1543	16.59
5. Marc Zeno	1984-87	236	3725	15.78
6. Robert Griffin	1980-83	126	1945	15.44
7. Roydell Williams	2000-04	215	3207	14.92
8. W.C. McElhannon	1951-52	60	871	14.52
9. Adrian Burnette	1997-00	170	2459	14.46
10. P.J. Franklin	1995-98	158	2260	14.30

100-Yard Receiving Games

Player	Seasons	G	Rec	Yards	100s
1. Marc Zeno	1984-87	44	236	3725	17
2. JaJuan Dawson	1996-99	41	234	3048	14
3. Roydell Williams	2000-04	48	215	3207	12
Adrian Burnette	1997-00	44	170	2459	12
5. Ryan Grant	2009-13	48	196	2769	11
6. Jeremy Williams	2006-09	40	197	2807	10
7. P.J. Franklin	1995-98	44	158	2260	8
8. Wil Ursin	1990-93	43	188	2466	7
9. Robert Griffin	1980-83	32	126	1945	6
Jerome McIntosh	1986-89	31	126	2109	5
11. Chris Bush	2001-04	45	93	1543	4
Mewelde Moore	2000-03	44	189	2059	4
Terrell Harris	1998-01	42	166	1631	4
14. Michael Pierce	1987-89	40	120	1373	3
Wayne Smith	1981-83	33	79	1466	3
Kerwin Cook	1997-98	36	111	1533	3
Justyn Shackleford	2011-14	35	95	1254	3
18. Terren Encalade	2014-pres.	26	60	778	2
Xavier Rush	2011-14	38	84	1054	2
Casey Robottom	2007-10	46	133	1632	2
Steve Ballard	1990-92	39	83	1082	2
Melvin Ferdinand	1988-90	33	75	968	2
Maurice Nelson	1985-88	28	56	1039	2
Steve Barrios	1969-71		60	1197	2

One Career 100-Yard Receiving Game

(in alphabetical order)

Alton Alexis (1976-79); **Sherman Badie (2014-P)**; Reggie Butts (1979-82); Skip Charles (1976-77); Carl Davis (2001-04); Derrick Franklin (1993-96); Jaime Garza (1972-75); Darrel Griffin (1976-79); **Dontrell Hilliard (2014-P)**; Rodney Holman (1978-81); Tony Jacobs (1993-94); Kerwin Jones (1999); Brian King (2004-08); Maxie LeBlanc (1969-71); Claude Mason (1956-58); Mike Paulson (1969-71); Sonny Pizarich (1968-69); Larry Route (1983-86); Joe Shinn (1950); Bubba Terranova (2002-05); James Toney (1987-89); Jim Trahan (1966-68); Jerry Ursin (1988-92); Wilson Van Hooser (2010-12); Teddy Veal (2014-15); Jeff Wenhold (1983-85)

SINGLE-SEASON LEADERS

Receptions

Player	Year	Yards	Avg	Rec
1. JaJuan Dawson	1999	1051	10.95	96
2. Jeremy Williams	2009	1113	13.25	84
3. Adrian Burnette	1999	1095	13.86	79
4. Ryan Grant	2013	1039	13.49	77
Marc Zeno	1987	1206	15.66	77
6. Ryan Grant	2012	1149	15.12	76
7. P.J. Franklin	1998	1174	15.86	74
Adrian Burnette	2000	1075	14.53	74
9. Marc Zeno	1985	1137	15.58	73
10. Wil Ursin	1991	969	13.84	70

Receiving Yards

Player	Year	Rec	Avg	Yards
1. Marc Zeno	1987	77	15.66	1206
2. P.J. Franklin	1998	74	15.86	1174
3. Ryan Grant	2012	76	15.12	1149
4. Marc Zeno	1985	73	15.58	1137
5. Jeremy Williams	2009	84	13.25	1113
6. Adrian Burnette	1999	79	13.86	1095
7. Adrian Burnette	2000	74	14.53	1075
8. Roydell Williams	2003	66	15.24	1066
9. JaJuan Dawson	1999	96	10.95	1051
10. Ryan Grant	2013	77	13.49	1039

Touchdown Receptions

Player	Year	Rec	Yards	TD
1. Adrian Burnette	2000	74	1075	14
2. Marc Zeno	1987	77	1206	13
3. Roydell Williams	2004	52	826	12
JaJuan Dawson	1998	68	947	12
5. P.J. Franklin	1998	74	1174	11
Roydell Williams	2001	56	886	11
7. JaJuan Dawson	1997	52	839	10
Robert Griffin	1980	45	801	10
9. Ryan Grant	2013	77	1039	9
Roydell Williams	2003	66	1006	9
Wil Ursin	1991	70	969	9

Yards Per Receptions (minimum 20 receptions)

Player	Year	Rec	Yards	Avg
1. Steve Barrios	1970	20	505	25.25
2. Jaime Garza	1975	27	539	19.96
3. Jaime Garza	1974	24	457	19.04
4. Chris Bush	2004	37	665	17.97
5. Robert Griffin	1980	45	801	17.80
6. Chris Bush	2003	33	581	17.61
7. Jerome McIntosh	1988	52	908	17.46
8. Nolan Franz	1981	35	611	17.46
9. Devon Breaux	2015	25	431	17.20
10. Maxie LeBlanc	1971	25	423	16.92



Adrian Burnette led all NCAA Division I-A receivers with 14 touchdown catches in 2000. His scoring snares also set a Tulane single-season record, breaking the former mark of 13 by All-American Marc Zeno in 1987.

RECEIVING


YEAR-BY-YEAR LEADERS *(by receptions)*

Year	Player	Rec	Yards	Avg	TD
1940	Bill Brinkman	6	—	—	1
1941	Walter McDonald	27	437	16.2	3
1942	Walter McDonald	10	155	15.5	1
1943	Leonard Finley	11	197	17.9	0
1944	Jim Randall	6	95	15.9	1
1945	Richard Hoot	11	195	17.7	3
1946	Ed Heider	16	193	12.1	4
1947	Kenneth Tarzetti	8	89	11.1	0
1948	Dick Sheffield	17	316	18.6	3
1949	Dick Sheffield	24	376	15.7	2
1950	Joe Shinn	24	358	14.9	1
1951	W.C. McElhannon	33	484	15.6	0
1952	W.C. McElhannon	27	387	14.3	3
1953	Eddie Bravo	14	137	9.8	2
1954	Harry Duvigneaud	11	103	9.3	1
1955	Otis Gilmore	9	124	13.8	2
1956	Will Billon	10	143	14.3	3
1957	Claude Mason	9	132	14.7	0
1958	Pete Abadie	21	266	12.7	2
1959	Pete Abadie	14	188	13.4	3
1960	Tommy Mason	28	376	13.4	5
1961	Thomas Emerson	11	116	10.5	0
1962	Clem Dellenger	39	375	9.6	1
1963	Ron Chapoton	14	130	9.3	0
1964	Lanis O'Steen	24	232	9.7	1
1965	Jerry Colquette	36	466	12.9	1
1966	Lanis O'Steen	21	240	11.4	2
1967	Nick Pizzolatto	22	282	12.8	2
1968	Sonny Pisarich	18	279	15.5	2
1969	Steve Barrios	23	353	15.3	1
1970	Steve Barrios	20	505	25.3	3
1971	Maxie LeBlanc	25	423	16.9	1
1972	Frank Anderson	17	186	10.9	1
1973	Jaime Garza	21	261	12.4	4
1974	Jaime Garza	24	457	19	4
	Tom Fortner	24	293	12.2	1
1975	Jaime Garza	27	539	20	3
1976	Zack Mitchell	18	212	11.7	1
1977	Alton Alexis	30	357	11.9	4
1978	Alton Alexis	28	384	13.7	4
1979	Alton Alexis	47	557	11.9	5
	Rodney Holman	47	478	10.1	5
1980	Robert Griffin	45	801	18.2	10
1981	Nolan Franz	35	611	17.5	3
1982	Robert Griffin	56	784	14	0
1983	Larry Route	38	421	11.1	2
1984	Larry Route	46	478	10.4	3
1985	Marc Zeno	73	1137	15.6	3
1986	Marc Zeno	68	1033	15.2	7
1987	Marc Zeno	77	1206	15.6	13
1988	Jerome McIntosh	52	908	17.5	7
1989	Jerome McIntosh	55	899	16.3	6
1990	Melvin Ferdinand	57	757	13.3	8
1991	Wil Ursin	70	969	13.6	9
1992	Wil Ursin	55	755	13.7	4
1993	Wil Ursin	50	565	11.3	3
1994	Derrick Franklin	45	450	10.0	2
1995	Derrick Franklin	29	462	15.9	1
	Jeff Liggon	29	330	11.4	0
1996	Jeff Liggon	26	348	13.4	2
1997	P.J. Franklin	58	703	12.1	8
1998	P.J. Franklin	74	1174	15.9	11
1999	JaJuan Dawson	96	1051	10.9	8
2000	Adrian Burnette	74	1075	14.5	14
2001	Mewelde Moore	65	756	11.6	7
2002	Mewelde Moore	52	545	10.5	3
2003	Roydell Williams	66	1006	15.2	9
2004	Roydell Williams	52	826	15.9	12
2005	Preston Brown	47	720	15.3	6
2006	Damarcus Davis	51	607	11.9	4
2007	Jeremy Williams	46	773	16.8	5
2008	Brian King	41	544	13.3	0
2009	Jeremy Williams	84	1113	13.2	7
2010	Casey Robottom	56	663	11.8	4
2011	Orleans Darkwa	37	305	8.2	0
2012	Ryan Grant	76	1149	15.1	6
2013	Ryan Grant	77	1039	13.5	9
2014	Teddy Veal	40	381	9.5	1
2015	Teddy Veal	48	644	13.4	5
2016	Terren Encalade	36	500	13.9	6

SINGLE-GAME RECORDS

Receptions

No	Player vs. Opponent	Date	Add'l Stats
1.	16 JaJuan Dawson vs. SMU	9/11/99	218 yds
2.	15 JaJuan Dawson vs. Mississippi	10/9/99	146 yds, 1 TD
	15 Wil Ursin vs. East Carolina	11/2/91	206 yds, 3 TD
4.	14 Ryan Grant vs. South Alabama	9/9/13	187 yds, 2 TD
5.	13 Ryan Grant at Houston	11/24/12	108 yds
	13 Marc Zeno vs. LSU	11/30/85	208 yds, 1 TD
	13 Roydell Williams vs. East Carolina	9/8/01	154 yds, 2 TD
8.	12 P.J. Franklin vs. Rutgers	10/24/98	159 yds, 2 TD
	12 Adrian Burnette vs. Louisville	10/28/00	122 yds, 1 TD
	12 Marc Zeno vs. UL-Lafayette	11/14/87	238 yds, 2 TD
	12 Marc Zeno vs. Mississippi	9/28/85	140 yds, 1 TD
12.	11 Ryan Grant at Memphis	11/10/12	113 yds, 1 TD
	11 Roydell Williams vs. UAB	10/23/04	138 yds, 3 TD
	11 JaJuan Dawson vs. UL Lafayette	10/16/99	138 yds, 2 TD
	11 Kerwin Jones vs. Houston	11/6/99	143 yds, 2 TD
	11 P.J. Franklin vs. Cincinnati	9/5/98	172 yds, 2 TD
	11 Adrian Burnette vs. UL-Lafayette	10/7/00	191 yds, 1 TD
	11 Wil Ursin vs. UL-Lafayette	10/9/93	133 yds, 1 TD
	11 Jerome McIntosh vs. Vanderbilt	11/18/89	271 yds, 1 TD
	11 Robert Griffin vs. SMU	10/4/80	183 yds, 2 TD



JaJuan Dawson set a Tulane single-season record with 96 catches as a senior in 1999, including a single-game mark of 16 vs. SMU.

RUSHING

TEAM RECORDS

Rushing Attempts

Game	89	vs. Auburn	11/9/29
Season	649	(10 games)	1940

Net Yards Gained

Game	638	vs. Mississippi College	10/9/37
Season	2999	(11 games)	1931

Touchdowns

Game	15	vs. UL-Lafayette	10/12/1912
Season	39	(11 games)	1931

TEAM SEASON HIGHS

Rushing Attempts

1.	649 in 1940	(10 games)
2.	591 in 2016	(12 games)
3.	559 in 1972	(11 games)
4.	553 in 1978	(11 games)
5.	538 in 1970	(11 games)
6.	531 in 1973	(11 games)
7.	516 in 1956	(10 games)
8.	513 in 1966	(10 games)
9.	510 in 1955	(10 games)
10.	499 in 1968	(10 games)

Rushing Yards/Game

1.	272.6 in 1931	(11 games)
2.	229.7 in 1966	(10 games)
3.	228.1 in 2016	(12 games)
4.	202.9 in 1955	(10 games)
5.	202.4 in 1998	(11 games)
6.	201.9 in 1973	(11 games)
7.	201.0 in 2007	(12 games)
8.	195.0 in 1968	(10 games)
9.	193.9 in 1972	(11 games)
10.	182.9 in 1997	(11 games)

Rushing Yards

1.	2999 in 1931	(11 games)
2.	2737 in 2016	(12 games)
3.	2412 in 2007	(12 games)
4.	2297 in 1966	(10 games)
5.	2226 in 1998	(11 games)
6.	2221 in 1973	(11 games)
7.	2133 in 1972	(11 games)
8.	2029 in 1955	(10 games)
9.	2012 in 1997	(11 games)
10.	1963 in 1986	(11 games)

Rushing TDs

1.	39 in 1931	(11 games)
2.	26 in 2007	(12 games)
	26 in 1998	(11 games)
4.	25 in 2016	(12 games)
	25 in 1987	(11 games)
6.	19 in 1986	(11 games)
7.	17 in 2011	(13 games)
	17 in 2010	(12 games)
	17 in 1968	(10 games)
10.	16 in 1997	(11 games)
	16 in 1995	(11 games)
	16 in 1973	(11 games)

LONGEST RUNS FROM SCRIMMAGE

	Yds	Player	Opponent	Date
1.	98	Jerald Sowell	at Alabama	9/4/1993
2.	95	Harold Gentling	vs. UL-Lafayette	11/28/1918
3.	92	Ford Seeuws	at Mississippi State	10/6/1928
4.	90	Sherman Badie	at Tulsa	8/28/2014
5.	89	Harry Robinson	vs. SMU	10/28/1944
6.	87	Bill Svoboda	vs. Alabama	9/24/1949
7.	86	Sherman Badie	at Rutgers	9/27/2014
	86	Gene Newton	vs. Ole Miss	10/20/1956
9.	85	Dontrell Hilliard	vs. Maine	9/19/2015
	85	Jovon Jackson	at UAB	11/8/2003
	85	Harry Robinson	vs. Clemson	11/18/1944
12.	84	Josh Rounds	at Tulsa	10/22/2016
13.	81	Fred Gloden	vs. Sewanee	11/19/1938
14.	80	Howard Bryan	vs. Georgia	11/14/1936
	80	Floyd Roberts	at Colgate	11/4/1933
16.	79	Buddy Banker	vs. Mississippi College	10/9/1937
17.	78	W.A. Jones	vs. Clemson	11/18/1944
18.	77	Matt Forte	at SMU	10/20/2007
19.	75	Max McGee	vs. The Citadel	9/19/1953
	75	Roy Bailey	vs. Vanderbilt	11/15/1952
	75	Floyd Roberts	vs. Mississippi State	11/11/1933
	75	Floyd Roberts	at Georgia	10/7/1933
	75	Mewelde Moore	at BYU	8/25/2001
24.	73	Sherman Badie	at Tulsa	8/28/2014
	73	Ronnie Kent	vs. Holy Cross	10/13/1951
26.	72	Andre Anderson	at UTEP	10/11/2008
	72	Steve Foley	vs. VMI	9/29/1973
	72	Eddie Price	vs. VMI	11/6/1948
29.	68	Orleans Darkwa	vs. Houston	11/10/2011
30.	67	Orleans Darkwa	at Army	10/1/2011



Mewelde Moore holds Tulane career rushing records in yards (4,364), carries (909) and 100-yard games (22), and single-season marks in yards (1,421), carries (288) and yards per game (118.4 in 2001).

TEAM 300-YARD RUSHING GAMES

	Yds	Opponent	Date	Additional Stats
1.	638	Mississippi College	10/9/37	-----
2.	504	Clemson	11/18/44	68 carries, 5 TD
3.	437	Southern	9/10/2016	57 carries, 7 TD
4.	432	The Citadel	9/19/53	-----
5.	431	Auburn	10/25/47	-----
6.	417	SMU	10/28/44	65 carries, 4 TD
7.	407	VMI	9/29/73	4 TD
8.	387	Cincinnati	10/15/66	4 TD
9.	354	Mississippi State	10/29/49	-----
10.	361	SMU	10/20/2007	50 carries, 4 TD
11.	350	Memphis	10/27/2007	58 carries, 2 TD
12.	346	LSU	11/27/48	-----
	346	VMI	11/6/48	-----
14.	343	Alabama	9/24/49	-----
15.	340	The Citadel	10/19/74	48 carries, 3 TD
16.	339	Virginia	10/8/66	2 TD
17.	337	Vanderbilt	9/20/86	57 carries, 5 TD
18.	335	Marquette	10/5/57	-----
19.	331	Mississippi State	11/1/52	5 TD
20.	329	Ohio	11/11/72	2 TD
21.	323	UL-Lafayette	11/1/97	56 carries, 3 TD
	323	Southeastern La.	11/24/51	-----
23.	318	UTEP	10/11/2008	39 carries, 2 TD
	318	Navy	11/5/49	-----
25.	316	Virginia Tech	11/22/56	-----
26.	315	Vanderbilt	11/17/73	2 TD
27.	314	VMI	9/17/55	-----
28.	312	Louisville	9/5/87	3 TD
29.	311	Louisville	10/11/97	50 carries, 3 TD
	311	Vanderbilt	10/3/87	4 TD
	311	Auburn	10/21/44	-----
32.	307	Rice	10/14/44	-----
33.	303	Louisiana Tech	11/26/98	44 carries, 6 TD
	303	LSU	11/24/90	57 carries
35.	300	Southeastern La.	9/22/2007	43 carries, 5 TD
	300	Navy	10/13/56	-----

INDIVIDUAL RECORDS

Rushing Attempts

Game	44	Matt Forté vs. Memphis.....	10/27/07
Season	361	Matt Forté	2007
Career	909	Mewelde Moore	2000-03

Net Yards Gained

Game	342	Matt Forté vs. SMU.....	10/20/07
Season	2127	Matt Forté	2007
Career	4364	Mewelde Moore	2000-03

Net Yards Gained By Class

Freshman	925	Orleans Darkwa.....	2010
Sophomore	1421	Mewelde Moore	2001
Junior	1178	Eddie Price.....	1948
Senior	2127	Matt Forté	2007

Net Yards Gained By A Quarterback

Game	181	Steve Foley vs. Vanderbilt.....	11/17/73
Season	748	Bobby Duhon	1966
Career	1761	Terrence Jones.....	1985-88

Yard-Per-Carry Average

Game*	26.0	Claude Mason vs. Army (5-130).....	11/16/57
Game**	15.0	Jimmy Hodgins vs. Sewanee (12-180).....	11/21/31
Game***	12.1	Pete Johns vs. Cincinnati (16-193).....	10/15/66
Game****	9.0	Matt Forté vs. SMU (38-342)	10/20/07
Season^	6.8	Harold Waggoner (98-633).....	1950
Season^^	6.7	Eddie Price (171-1137)	1949
Season^^^	6.3	Eddie Price (188-1178)	1948
Career#	6.0	Eddie Price (514-3095)	1946-49

*minimum five carries **minimum 10 carries ***minimum 15 carries

****minimum 25 carries

^minimum 75 carries ^^minimum 125 carries ^^minimum 175 carries

#minimum 225 carries

Yard-Per-Game Average

Season	177.2	Matt Forté (2127 in 12 games).....	2007
Career	99.186	Matt Forté (4265 in 43 games).....	2004-07

Rushing Touchdowns

Game	5	Matt Forté vs. Rice.....	11/17/07
	5	Matt Forté vs. Southeastern La.	9/22/07
Season	23	Matt Forté	2007
Career	39	Matt Forté	2004-07


Most 100-Yard Games

Season	9	Matt Forté	2007
Career	22	Mewelde Moore	2000-03

Consecutive 100-Yard Games

Season	8	Matt Forté	2007
Career	8	Matt Forté	2007

(Final 8 games of the season)



Bobby Duhon holds the Tulane record for rushing yards in a season by a quarterback, galloping for 748 yards on 151 carries in 1966. His rushing total from that season ranks 14th on the Green Wave's single-season list.

As a senior in 2007, Matt Forté rewrote the Tulane rushing record book, including holding marks for yards and carries in a game and season, and both single-season and career touchdown marks.



CAREER LEADERS

Rushing Attempts

Player	Seasons	Yards	Avg	Att
1. Mewelde Moore	2000-03	4364	4.81	909
2. Matt Forté	2004-07	4265	5.12	833
3. Orleans Darkwa	2010-13	2953	4.45	663
4. Terrence Jones	1985-88	1761	3.05	578
5. Chance Miller	1989-92	2023	3.91	517
6. Bill Banker	1927-29	2516	4.89	515
7. Eddie Price	1946-49	3095	6.02	514
8. Jamaican Dartz	1995-98	2284	4.61	495
9. Marvin Christian	1977-79	2152	4.53	475
10. Jerald Sowell	1993-96	1962	4.15	473

Rushing Yards

Player	Seasons	Att	Avg	Yards
1. Mewelde Moore	2000-03	909	4.81	4364
2. Matt Forté	2004-07	833	5.12	4265
3. Eddie Price	1946-49	514	6.02	3095
4. Orleans Darkwa	2010-13	663	4.45	2953
5. Bill Banker	1927-29	515	4.89	2516
6. Don Zimmerman	1930-32	428	5.54	2369
7. Jamaican Dartz	1995-98	495	4.61	2284
8. Marvin Christian	1977-79	475	4.53	2152
9. Chance Miller	1989-92	517	3.91	2023
10. Toney Converse	1997-99	382	5.27	2014
11. André Anderson	2006-09	444	4.52	2009
12. Jerald Sowell	1993-96	473	4.15	1962
13. Dontrell Hilliard	2014-pres.	347	5.4	1857
14. Terrence Jones	1985-88	578	3.05	1761
15. Jovon Jackson	2002-05	346	4.62	1597

Rushing Touchdowns

Player	Seasons	Att	Yards	Avg	TD
1. Orleans Darkwa	2010-13	663	2953	4.45	39
Matt Forté	2004-07	833	4265	5.12	39
3. Bill Banker	1927-29	515	2516	4.89	31
4. Eddie Price	1946-49	514	3095	6.02	30
5. Jamaican Dartz	1995-98	495	2284	4.61	25
6. Terrence Jones	1985-88	578	1761	3.05	24
Don Zimmerman	1930-32	428	2369	5.54	24
Charles Flournoy	1923-25	--	--	--	24
9. Mewelde Moore	2000-03	909	4364	4.81	21

Rushing Yards Per Game

Player	Seasons	Yards	Games	Avg
1. Matt Forté	2004-07	4265	43	99.186
2. Mewelde Moore	2000-03	4364	44	99.182
3. Bill Banker	1927-29	2516	27	93.185
4. Don Zimmerman	1930-32	2369	29	81.689
5. Eddie Price	1946-49	3095	39	79.359
6. Marvin Christian	1977-79	2152	32	67.250
7. Toney Converse	1997-99	2014	30	67.133
8. Orleans Darkwa	2010-13	2953	46	64.195
9. Jamaican Dartz	1995-98	2284	37	61.729
10. André Anderson	2006-09	2009	34	59.088

RUSHING

Yards Per Carry (minimum 300 carries)

Player	Seasons	Yards	Att	Avg
1. Eddie Price	1946-49	3095	514	6.02
2. Don Zimmerman	1930-32	2369	428	5.54
3. Dontrell Hilliard	2014-pres.	1857	347	5.35
4. Toney Converse	1997-99	2014	382	5.27
5. Matt Forté	2004-07	4265	833	5.12
6. Bill Banker	1927-29	2516	515	4.89
7. Mewelde Moore	2000-03	4364	909	4.81
8. Jovon Jackson	2002-05	1597	346	4.62
9. Jamaican Dartez	1995-98	2284	495	4.61
10. Marvin Christian	1977-79	2152	475	4.53
11. Orleans Darkwa	2010-13	2953	663	4.45

100-Yard Rushing Games

Player	Seasons	Games	Att	Yards	100s
1. Mewelde Moore	2000-03	35	724	3449	22
2. Matt Forté	2004-07	43	833	4265	15
3. Eddie Price	1946-49	39	514	3095	13
4. Orleans Darkwa	2010-13	46	663	2953	10
5. André Anderson	2006-09	34	444	2009	9
6. Toney Converse	1997-98	30	495	2284	7
Jamaican Dartez	1995-98	37	170	2459	7
9. Jerald Sowell	1993-96	43	473	1962	6
10. Dontrell Hilliard	2014-pres.	35	347	1857	5
Marvin Christian	1977-79	32	475	2152	5
Doug Bynum	1971-73	30	258	1144	5
David Abercrombie	1969-70	21	284	1214	5
Marvin Lewis	1980-81	22	278	1284	4
Jovon Jackson	2002-05	41	346	1579	4
16. Chance Miller	1989-92	36	517	2023	3
Rodney Hunter	1985-88	42	382	1493	3
Steve Foley	1972-74	30	313	1308	3
Ronny Quillian	1954-56	30	340	1402	3

Two Career 100-Yard Rushing Games

(in alphabetical order)

Sherman Badie (2013-P); Roy Bailey (1951-52); Warren Bankston (1966-68); Wayne Francingues (1967-68); Terrence Jones (1985-88); Shaun King (1995-98); Claude Mason (1956-58); Tommy Mason (1958-60).

One Career 100-Yard Rushing Game

(in alphabetical order)

Marvin Allen (1986-87); John Campora (1946-47); Duke Chappuis (1968-69); Bobby Duhon (1965-67); Terry Harris (1978-80); Ricky Hebert (1971-73); Jimmy Hodgins (1930-32); Pete Johns (1964-66); Jeff Jones (1977-80); Mike Jones (1981-84); Ronnie Kent (1950-53); Max McGee (1951-53); Joey Perry (1991-95); Reggie Reginelli (1979-82); Gordon Rush (1960-62); George Smith (1963-65); Terry Terrebonne (1959-62); **Lazedrick Thompson (2012-P)**; Elton Veals (1982-83); Harold Waggoner (1950).



Eddie Price averaged a Tulane-record 6.02 yards per carry during his career from 1946-49. Price carried the ball 514 times for 3,095 yards and scored 30 touchdowns, including a then-record 11 in 1949.

SINGLE-SEASON LEADERS

Rushing Attempts

Player	Year	Yards	Avg	Att
1. Matt Forté	2007	2127	5.89	361
2. Mewelde Moore	2002	1138	3.95	288
3. Mewelde Moore	2001	1421	5.42	262
4. André Anderson	2009	1016	4.27	238
5. David Abercrombie	1970	993	4.53	219
6. Orleans Darkwa	2011	924	4/69	210
Ricky Hebert	1971	819	3.90	210
8. Marvin Lewis	1981	860	4.34	198
9. Chance Miller	1990	805	4.24	190
10. Orleans Darkwa	2013	863	4.59	188
Eddie Price	1948	1178	6.27	188

Rushing Yards

Player	Year	Att	Avg	Yards
1. Matt Forté	2007	361	5.89	2127
2. Mewelde Moore	2001	262	5.42	1421
3. Eddie Price	1948	188	6.27	1178
4. Mewelde Moore	2002	288	3.95	1138
5. Eddie Price	1949	171	6.65	1137
6. André Anderson	2009	238	4.27	1016
7. David Abercrombie	1970	219	4.53	993
8. Orleans Darkwa	2010	184	5.00	925
9. Orleans Darkwa	2011	210	4.69	924
10. Mewelde Moore	2003	185	4.95	915

Rushing Yards Per Game

Player	Year	GP	Yards	Avg
1. Matt Forté	2007	12	2127	177.2
2. Mewelde Moore	2001	12	1421	118.4
3. Eddie Price	1948	10	1178	117.8
4. Eddie Price	1949	10	1137	113.7
5. Mewelde Moore	2003	9	915	101.7
6. Matt Forté	2006	9	859	95.4
7. David Abercrombie	1970	11	993	90.3
8. Mewelde Moore	2000	10	923	89.0
9. Marvin Christian	1978	10	879	87.9
10. Mewelde Moore	2002	13	1138	87.5

Rushing Touchdowns

Player	Year	Att	Yards	Avg	TD
1. Matt Forté	2007	361	2127	5.89	23
2. Orleans Darkwa	2011	210	924	4.69	13
3. Orleans Darkwa	2013	188	863	4.69	12
4. Orleans Darkwa	2010	184	925	5.00	11
Eddie Price	1949	171	1137	6.65	11
6. Jamaican Dartez	1995	150	544	3.63	10
Ronny Quillian	1955	150	685	4.57	10
Eddie Price	1948	188	1178	6.27	10
9. Dontrell Hilliard	2016	135	759	5.62	9
Marvin Lewis	1981	198	860	4.34	9
11. André Anderson	2009	238	1016	4.27	8
Matt Forté	2006	163	859	5.27	8
Marvin Christian	1979	120	582	4.85	8
David Abercrombie	1970	219	993	4.53	8
Bobby Duhon	1966	151	748	4.95	8
Tommy Mason	1960	120	663	5.53	8
Bobby Glass	1941	119	583	4.90	8
Mewelde Moore	2001	262	1421	5.42	8

Rushing Yards Per Carry (minimum 80 carries)

Player	Year	Att	Yards	Avg
1. Harold Waggoner	1950	98	663	6.77
2. Eddie Price	1949	171	1137	6.65
3. Eddie Price	1948	188	1178	6.27
4. Josh Rounds	2016	125	758	6.06
5. Matt Forté	2007	361	2127	5.89
6. Sherman Badie	2014	121	688	5.70
7. Toney Converse	1997	137	777	5.67
8. Dontrell Hilliard	2015	115	646	5.60
9. Toney Converse	1998	156	871	5.58
10. Tommy Mason	1960	120	663	5.53

SINGLE-GAME LEADERS

Rushing Attempts

No	Player vs. Opponent	Date	Add't Info
1.	44 Matt Forté vs. Memphis	10/27/07	278 yards, 2 TD
2.	43 Bill Banker vs. Ole Miss	10/1/27	--
3.	40 Matt Forté vs. Southeastern La.	9/22/07	303 yards, 5 TD
4.	39 Matt Forté vs. Rice	11/17/07	194 yards, 5 TD
5.	38 André Anderson vs. UL-Monroe	9/20/08	157 yards, 1 TD
	38 Matt Forté vs. UTEP	11/10/07	171 yards, 2 TD
	38 Matt Forté vs. SMU	10/20/07	342 yards, 4 TD
8.	36 André Anderson vs. SMU	9/25/08	219 yards, 1TD
9.	34 Matt Forté vs. Army	11/13/04	216 yards
10.	33 André Anderson vs. East Carolina	9/12/08	82 yards, 2 TD
	33 David Abercrombie vs. N.C. State	11/21/70	246 yards

Rushing Yards

Yds	Player vs. Opponent	Date	Add't Info
1.	342 Matt Forté vs. SMU	10/20/07	38 att, 4 TD
2.	303 Matt Forté vs. Southeastern La.	9/22/07	40 att, 5 TD
3.	278 Matt Forté vs. Memphis	10/27/07	44 att, 2 TD
4.	255 André Anderson vs. UTEP	10/11/08	29 att, 2 TD
5.	249 Mewelde Moore vs. Cincinnati	10/6/01	28 att, 1 TD
6.	246 David Abercrombie vs. N.C. State	11/21/70	33 att, 3 TD
7.	238 Eddie Price vs. Navy	11/5/49	22 att
8.	219 André Anderson vs. SMU	9/25/08	38 att, 1 TD
9.	216 Matt Forté vs. Army	11/16/04	34 att, 3 TD
10.	215 Sherman Badie at Tulsa	8/28/14	15 att, 1 TD
11.	213 Eddie Price vs. VMI	11/6/48	21 att
12.	209 Matt Forté vs. UAB	10/13/07	32 att, 1 TD
13.	202 Matt Forté vs. Army	10/6/07	32 att, 1 TD
14.	201 Mewelde Moore vs. Southern	9/29/01	25 att
15.	199 André Anderson vs. McNeese State	9/26/09	28 att, 4 TD
16.	195 Jamaican Dartez vs. Cincinnati	9/5/98	21 att, 1 TD

Rushing Touchdowns

TD	Player vs. Opponent	Date	Add't Info
1.	5 Matt Forté vs. Rice	11/17/07	39 att, 194 yds
	5 Matt Forté vs. Southeastern La.	9/22/07	40 att, 303 yds
3.	4 André Anderson vs. McNeese State	9/26/09	28 att, 199 yds
	4 Matt Forté vs. SMU	10/20/07	38 att, 342 yds
	4 Tony Converse vs. Louisiana Tech	11/26/98	24 att, 182 yds
	4 Charles Flournoy vs. Louisiana Tech	11/7/25	
7.	3 Lazedrick Thompson vs. UConn	11/26/16	23 att, 108 yds
	3 Dontrell Hilliard vs. Southern	9/10/16	10 att, 103 yds
	3 Orleans Darkwa vs. La.-Lafayette	12/21/13	16 att, 83 yds
	3 Orleans Darkwa vs. Southeastern La.	9/2/10	19 att, 75 yds
	3 Matt Forté vs. Army	11/16/04	34 att, 216 yds
	3 Jovon Jackson vs. Florida A&M	9/11/04	19 att, 134 yds
	3 Marvin Lewis vs. Air Force	10/17/81	24 att, 143 yds
	3 David Abercrombie vs. N.C. State	11/21/70	33 att, 246 yds



One of the finest punters in the country during his playing days, Charles "Peggy" Flournoy was equally adept at running the ball and set a Tulane single-game record with four rushing touchdowns against Louisiana Tech on Nov. 7, 1925.

YEAR-BY-YEAR LEADERS

Year	Player	Carries	Yards	Avg	TD
1937	William Mattis	120	460	3.83	0
1938	Warren Brunner	136	662	4.87	7
1939	Bobby Kellogg	111	473	4.26	7
1940	Lou Thomas	86	385	4.48	1
1941	Bobby Glass	119	583	4.90	8
1942	Lou Thomas	87	338	3.89	3
1943	Joe Renfroe	54	267	4.94	1
1944	Dub Jones	140	700	5.00	4
1945	Richard Hoot	48	238	4.96	2
1946	Eddie Price	49	309	6.31	5
1947	Eddie Price	106	471	4.44	4
1948	Eddie Price	188	1178	6.27	10
1949	Eddie Price	171	1137	6.65	11
1950	Harold Waggoner	98	663	6.77	7
1951	Max McGee	123	537	4.37	3
1952	Max McGee	109	428	3.93	3
1953	Max McGee	82	430	5.24	2
1954	Bobby Saia	99	422	4.26	2
1955	Ronny Quillian	150	685	4.57	10
1956	Ronny Quillian	156	625	4.01	6
1957	Claude Mason	61	338	5.54	3
1958	Percy Colon	64	288	4.50	4
1959	Terry Terrebonne	103	407	3.95	1
1960	Tommy Mason	120	663	5.53	8
1961	Gordon Rush	42	191	4.55	1
1962	Jerry Graves	48	200	4.17	1
1963	George Smith	60	217	3.62	2
1964	George Smith	77	307	3.99	0
1965	Carl Crowder	90	301	3.34	0
1966	Bobby Duhon	151	748	4.95	8
1967	Warren Bankston	121	473	3.91	3
1968	Warren Bankston	102	473	4.64	4
1969	Jimmy Batey	59	320	5.42	3
1970	David Abercrombie	219	993	4.53	8
1971	Ricky Hebert	210	819	3.90	5
1972	Doug Bynum	108	507	4.69	0
1973	Steve Foley	124	601	4.85	6
1974	Steve Treuting	136	523	3.85	5
1975	Don Lemon	102	420	4.12	0
1976	Bill Kramer	121	467	3.86	3
1977	Marvin Christian	170	691	4.06	7
1978	Marvin Christian	185	879	4.75	2
1979	Marvin Christian	120	582	4.85	8
1980	Marvin Lewis	80	424	5.30	3
1981	Marvin Lewis	198	860	4.34	9
1982	Kelvin Robinson	70	334	4.77	5
1983	Elton Veals	99	471	4.76	1
1984	Mike Jones	129	573	4.44	4
1985	Terrence Jones	118	377	3.19	3
1986	Rodney Hunter	153	657	4.29	6
1987	Melvin Adams	83	421	5.07	3
1988	Terrence Jones	164	454	2.77	5
1989	Stanley Barré	118	418	3.54	2
1990	Chance Miller	190	805	4.24	4
1991	Chance Miller	163	580	3.56	3
1992	Joey Perry	98	429	4.38	4
1993	Jerald Sowell	79	403	5.10	1
1994	Jerald Sowell	156	609	3.90	3
1995	Jamaican Dartez	150	544	3.63	10
1996	Jerald Sowell	154	595	3.86	4
1997	Toney Converse	137	777	5.67	2
1998	Toney Converse	156	871	5.58	7
1999	Toney Converse	89	366	4.11	4
2000	Mewelde Moore	174	890	5.11	2
2001	Mewelde Moore	262	1421	5.42	8
2002	Mewelde Moore	288	1138	3.95	6
2003	Mewelde Moore	185	915	4.95	5
2004	Jovon Jackson	125	624	4.99	5
	Matt Forté	140	624	4.46	4
2005	Matt Forté	169	655	3.90	4
2006	Matt Forté	163	859	5.27	8
2007	Matt Forté	361	2127	5.89	23
2008	André Anderson	174	864	4.97	7
2009	André Anderson	238	1016	4.28	8
2010	Orleans Darkwa	184	925	5.00	11
2011	Orleans Darkwa	210	924	4.69	13
2012	Orleans Darkwa	81	286	3.53	3
2013	Orleans Darkwa	188	863	4.69	12
2014	Sherman Badie	121	688	5.70	3
2015	Dontrell Hilliard	115	646	5.60	6
2016	Dontrell Hilliard	135	759	5.62	9

INDIVIDUAL 100-YARD GAMES

No	Player vs. Opponent	Date	Add'l Stats	No	Player vs. Opponent	Date	Add'l Stats
1.	342 Matt Forté vs. SMU	10/20/07	38 att, 4 TD	120	Ronnie Kent vs. Holy Cross	10/13/51	20 att
2.	303 Matt Forté vs. Southeastern La.	9/22/07	40 att, 5 TD	120	Harold Waggoner vs. Auburn	10/28/50	15 att
3.	278 Matt Forté vs. Memphis	10/27/07	44 att, 2 TD	87. 119	Jonathan Brantley vs. Southern	9/10/16	11 att
4.	255 André Anderson vs. UTEP	10/11/08	29 att, 2 TD	119	Toney Converse vs. Memphis	11/7/98	16 att
5.	249 Melwede Moore vs. Cincinnati	10/6/01	28 att, 1 TD	119	Terrence Jones vs. Miss. State	10/18/86	19 att
6.	246 David Abercrombie vs. N.C. State	11/21/70	33 att, 3 TD	90. 118	Duke Chappuis vs. Florida	10/11/69	15 att
7.	238 Eddie Price vs. Navy	11/5/49	22 att	118	Orleans Darkwa at UL-Monroe	9/28/13	17 att, 1 TD
8.	219 André Anderson vs. SMU	9/25/08	38 att, 1 TD	118	Steve Foley vs. Boston College	9/22/73	13 att
9.	216 Matt Forté vs. Army	11/16/04	34 att, 3 TD	118	Mewelde Moore vs. Houston	11/4/00	22 att, 1 TD
10.	215 Sherman Badie at Tulsa	8/28/14	15 att, 1TD	93. 117	Dontrell Hilliard vs. Maine	9/19/15	8 att, 2TD
11.	213 Eddie Price vs. VMI	11/6/48	21 att	117	Matt Forté vs. Auburn	10/21/06	21 att
12.	209 Matt Forté vs. UAB	10/13/07	32 att, 1 TD	117	Eddie Price vs. Mississippi State	10/29/49	9 att
13.	202 Matt Forté vs. Army	10/6/07	32 att, 1 TD	96. 116	Mewelde Moore vs. Hawai'i	12/25/02	30 att, 1 TD
14.	201 Melwede Moore vs. Southern	9/29/01	25 att	116	Jamaican Darte vs. Memphis	11/8/97	13 att
15.	199 André Anderson vs. McNeese State	9/26/09	28 att, 4 TD	116	Reggie Reginelli vs. Air Force	10/17/81	7 att
16.	195 Jamaican Darte vs. Cincinnati	9/5/98	21 att, 1 TD	116	Marvin Christian vs. Stanford	9/30/78	18 att
17.	194 Matt Forté vs. Rice	11/17/07	39 att, 5 TD	116	George Smith vs. VMI	11/1/64	18 att
18.	193 Orleans Darkwa vs. SMU	10/30/10	29 att	101. 115	Mewelde Moore vs. Navy	11/1/03	19 att
19.	193 Pete Johns vs. Cincinnati	10/15/66	16 att, 1 TD	115	Mewelde Moore vs. Houston	10/11/03	16 att, 1 TD
20.	185 Eddie Price vs. Vanderbilt	11/12/49	24 att	104. 114	Jerald Sowell vs. Cincinnati	8/30/96	18 att
21.	183 Jovon Jackson vs. UAB	11/8/03	26 att, 2 TD	114	Orleans Darkwa at UTEP	10/23/10	21 att, 2 TD
22.	182 Toney Converse vs. La. Tech	11/26/98	24 att, 4 TD	114	Mewelde Moore vs. Texas	9/27/03	21 att, 2 TD
23.	181 Steve Foley vs. Vanderbilt	11/17/73	14 att, 2 TD	114	Mewelde Moore vs. East Carolina	9/14/02	30 att, 2 TD
24.	180 Jimmy Hodgins vs. Sewanee	11/21/31	12 att	114	Mewelde Moore vs. Cincinnati	9/30/00	15 att
25.	178 Matt Forté vs. Rice	10/7/07	19 att, 1 TD	109. 113	Jamaican Darte vs. Navy	9/26/98	17 att
26.	176 Marvin Christian vs. Boston Col.	10/14/78	30 att	113	Orleans Darkwa vs. Rice	11/13/10	26 att
27.	176 Melwede Moore vs. BYU	8/25/01	22 att, 1 TD	113	Rodney Hunter vs. Wichita State	10/4/86	17 att
28.	171 Matt Forté vs. UTEP	11/10/07	38 att, 2 TD	113	Eddie Price vs. LSU	11/27/48	15 att
29.	170 Matt Forté vs. Mississippi State	9/16/06	29 att, 1 TD	112	Jovon Jackson vs. Southern Miss	9/25/04	18 att
30.	167 Jamaican Darte vs. SW Louisiana	11/1/97	18 att, 1 TD	112	Jamaican Darte vs. Louisville	10/17/98	23 att
31.	166 Josh Rounds vs. Tulsa	10/22/16	15 att, 1 TD	112	Elton Veals vs. Florida State	9/17/83	15 att
32.	163 Eddie Price vs. Cincinnati	11/20/48	30 att	112	Wayne Frangiques vs. Texas A&M	9/28/68	31 att
33.	159 Melwede Moore vs. Memphis	10/25/03	29 att	112	Terry Terbonne vs. Wake Forest	10/3/59	20 att
34.	158 Chance Miller vs. LSU	11/24/90	28 att	117. 111	Dontrell Hilliard vs. SMU	10/29/16	13 att, 1 TD
35.	157 André Anderson vs. UL-Monroe	9/20/08	38 att, 1 TD	111	Jerald Sowell vs. LSU	11/23/96	26 att
36.	154 Jamaican Darte vs. Rice	9/16/95	24 att, 2 TD	111	Rodney Hunter vs. Vanderbilt	9/20/86	16 att
37.	151 Eddie Price vs. Alabama	9/24/49	21 att	111	Gordon Rush vs. Virginia Tech	10/14/61	18 att
38.	147 Matt Forté vs. UTEP	10/14/06	17 att, 2 TD	121. 110	André Anderson vs. SMU	11/28/09	27 att, 1 TD
39.	147 Melwede Moore vs. Southern	8/31/02	20 att	110	Toney Converse vs. Army	10/4/97	14 att
40.	147 Wayne Frangiques vs. Virginia	11/16/68	18 att, 2 TD	110	Jerald Sowell vs. Rice	9/10/94	27 att
41.	143 Marvin Lewis vs. Air Force	10/17/81	24 att, 3 TD	110	Tommy Mason vs. William & Mary	10/28/60	12 att
42.	142 Marvin Christian vs. Stanford	9/30/78	23 att, 1 TD	125. 109	Shaun King vs. BYU (Liberty)	12/31/98	16 att
43.	142 Steve Foley vs. The Citadel	10/19/74	15 att, 1 TD	109	Terry Harris vs. Georgia Tech	10/27/79	16 att
44.	141 David Abercrombie vs. Vanderbilt	11/1/69	18 att, 1 TD	109	Marvin Christian vs. SMU	9/29/79	17 att
45.	141 Ronny Quillian vs. Miss. State	11/3/56	26 att	109	Doug Bynum vs. VMI	9/29/73	20 att
46.	141 Eddie Price vs. Auburn	10/22/49	19 att	109	Doug Bynum vs. Boston College	9/22/73	28 att
47.	138 Orleans Darkwa at Army	10/1/11	16 att, 1 TD	109	Doug Bynum vs. Ohio	11/11/72	14 att
48.	138 Orleans Darkwa vs. Southern Miss	11/6/10	27 att, 2 TD	131. 108	Lazedrick Thompson at UConn	11/26/16	23 att, 3 TD
49.	138 Jerald Sowell vs. Alabama	9/4/93	10 att	108	Sherman Badie at Rutgers	9/27/14	12 att, 1 TD
50.	137 Orleans Darkwa vs. UTEP	11/23/13	17 att, 1 TD	108	André Anderson vs. Houston	10/17/09	18 att
51.	136 Melwede Moore vs. USM	11/23/02	32 att, 1 TD	108	Rodney Hunter vs. Vanderbilt	10/3/87	22 att
52.	136 Eddie Price vs. South Carolina	10/9/48	18 att	135. 107	André Anderson vs. Army	10/4/08	21 att, 1 TD
53.	135 André Anderson vs. Rice	11/14/09	26 att	107	Jerald Sowell vs. Hawaii	12/4/93	20 att
54.	135 Toney Converse vs. Houston	11/21/98	23 att	107	Jeff Jones vs. SMU	10/24/77	13 att
55.	134 Jovon Jackson vs. Florida A&M	9/11/04	19 att, 3 TD	107	Tommy Mason vs. California	9/17/60	19 att
56.	134 Eddie Price vs. Baylor	11/13/48	22 att	107	Ronny Quillian vs. Alabama	11/5/55	--
57.	134 Melwede Moore vs. UCF	9/22/01	22 att, 1 TD	107	Mewelde Moore vs. ECU	9/8/01	23 att
58.	133 Shaun King vs. Army	11/14/98	18 att	141. 106	Chance Miller vs. Memphis	11/4/89	21 att
59.	132 Max McGee vs. The Citadel	9/19/53	9 att	142. 105	André Anderson vs. UTEP	11/7/09	29 att, 1 TD
60.	131 Melwede Moore vs. East Carolina	9/16/00	22 att	105	Toney Converse vs. Rutgers	10/24/98	14 att
61.	131 Melwede Moore vs. Navy	11/10/01	22 att, 2 TD	105	Joey Perry vs. Nevada	9/26/92	15 att
62.	130 Claude Mason vs. Army	11/16/57	5 att	105	Marvin Lewis vs. Georgia Tech	10/24/81	17 att
63.	129 Orleans Darkwa vs. UCF	11/20/10	20 att, 1 TD	105	Doug Bynum vs. Vanderbilt	11/18/72	22 att
64.	129 Mike Jones vs. LSU	11/24/84	17 att	147. 104	Marvin Allen vs. Vanderbilt	9/20/86	9 att
65.	128 Jerald Sowell vs. Southern Miss	9/3/94	16 att	104	John Campora vs. Auburn	10/25/47	11 att
66.	128 D. Abercrombie vs. Colo. (Liberty)	12/12/70	25 att	104	Mewelde Moore vs. SMU	9/23/00	17 att
67.	128 Claude Mason vs. LSU	12/1/56	13 att	104	Mewelde Moore vs. Memphis	11/18/00	23 att
68.	128 Melwede Moore vs. Southern Miss	11/17/01	20 att, 1 TD	151. 103	Dontrell Hilliard vs. Southern	9/10/16	10 att, 3 TD
69.	127 David Abercrombie vs. Illinois	9/26/70	27 att	103	Orleans Darkwa at UTSA	11/9/13	20 att, 1 TD
70.	127 Roy Bailey vs. Miss. State	11/1/52	17 att	103	Matt Forté vs. Tulsa	11/3/07	26 att
71.	126 Eddie Price vs. Miss. State	10/30/48	21 att	103	Toney Converse vs. BYU (Liberty)	12/31/98	18 att
72.	124 Dontrell Hilliard at Tulsa	10/22/16	12 att, 2 TD	103	Jamaican Darte vs. Wake Forest	9/9/95	18 att
73.	124 Lazedrick Thompson at Duke	9/20/14	19 att, 1 TD	103	Doug Bynum vs. LSU	12/2/72	20 att
74.	124 Matt Forté vs. Army	10/28/06	21 att, 2 TD	103	Warren Bankston vs. Vanderbilt	11/4/67	27 att
75.	124 Marvin Lewis vs. Vanderbilt	10/10/81	29 att	103	Bobby Duhon vs. Cincinnati	10/15/66	15 att
76.	124 Marvin Lewis vs. Georgia Tech	10/25/80	14 att	103	Ronny Quillian vs. Mississippi St.	10/8/55	22 att
77.	124 Ricky Hebert vs. LSU	11/27/71	17 att	103	Eddie Price vs. Auburn	10/23/48	19 att
78.	123 Dontrell Hilliard vs. Cincinnati	10/31/14	11 att	162. 101	Eddie Price vs. Auburn	10/25/47	14 att
79.	123 Orleans Darkwa vs. Houston	11/10/11	21 att, 2 TD	101	Jovon Jackson vs. Navy	11/5/05	16 att, 2 TD
80.	123 Melwede Moore vs. Louisville	10/17/03	26 att, 1 TD	101	Marvin Christian vs. Georgia Tech	9/23/78	21 att
81.	122 Toney Converse vs. Houston	11/22/97	21 att	101	David Abercrombie vs. Vanderbilt	10/31/70	21 att
82.	122 Terrence Jones vs. Southern Miss	9/19/87	19 att	165. 100	Mewelde Moore vs. N'western St.	9/6/03	16 att
83.	121 Roy Bailey vs. Vanderbilt	11/15/52	20 att	100	Chance Miller vs. Cincinnati	10/27/90	16 att
84.	120 Matt Forté vs. East Carolina	11/24/07	25 att, 1 TD	100	Warren Bankston vs. Tennessee	11/11/67	20 att

TEAM RECORDS

Points Scored

Game	95	vs. UL-Lafayette	10/12/12
Modern Game	84	vs. Mississippi College	10/9/37
Since 1990	72	vs. UL-Lafayette	10/31/98
Season	540	(12 games)	1998

Points-Per-Game Average

Season	45.0	(12 games)	1998
--------	------	------------	------

Fewest Points Scored

Game	0	many times; last vs. Temple	22/19/2016
Season	43	(10 games)	1963

Touchdowns Scored

Game	15	vs. UL-Lafayette	10/12/1912
Modern Game	12	vs. Mississippi College	10/9/37
Season	73	(12 games)	1998

Field Goals Made

Game	5	vs. East Carolina	10/12/13
	5	vs. Louisville	10/11/97
	5	vs. Rice	9/10/94
Season	23	(11 games)	1997

Field Goals Attempted

Game	7	vs. Rice	9/10/94
Season	33	(11 games)	2002

PAT Kicks Made

Game	10	vs. UL-Lafayette	10/31/98
	10	vs. Centenary	9/24/14
Season	73	(12 games)	1998

PAT Kicks Attempted

Season	73	(12 games)	1998
--------	----	------------	------

Most 2-Point PATs Made


Season	6	(10 attempts in 12 games)	2002
--------	---	---------------------------	------

Most 2-Point PATs Attempted

Season	10	(6 made in 12 games)	2002
--------	----	----------------------	------



All-American Seth Marler is the Green Wave's career leader in points (333), field goals made (66), field goals attempted (91). He also holds the single-season field goal percentage mark (.937) after hitting 15-of-16 tries in 2001.



John "Bull" Andrews (ball carrier) and the 1937 Tulane team set the modern record for touchdowns in a game with 12 vs. Mississippi College.

INDIVIDUAL RECORDS

Points Scored

Game	31	Charles Flournoy vs. Louisiana Tech	11/7/25
		(4 TD, 4 PAT, 1 FG)	
Season	140	Matt Forté (23 TD, 1 2-point PAT)	2007
Career	266	Matt Forté (44 TD, 1 2-point PAT)	2004-07

Points Scored By A Kicker

Game	22	Brad Palazzo vs. Louisville (5 FG, 7 PAT)	10/11/97
Season	109	Brad Palazzo (23 FG, 40 PAT)	1997
Career	333	Seth Marler (66 FC, 135 PAT)	1999-2002

Touchdowns Scored

Game	5	Matt Forté vs. Rice	11/17/07
	5	Matt Forté vs. Southeastern Louisiana	9/22/07
Season	23	Matt Forté	2007
Career	44	Matt Forté	2004-07

Field Goals Made

Game	5	Cairo Santos vs. East Carolina	10/12/13
	5	Brad Palazzo vs. Louisville	10/11/97
	5	Bart Baldwin vs. Rice	9/10/94
Season	23	Brad Palazzo	1997
Career	66	Seth Marler	1999-2002

Field Goals Attempted

Game	7	Bart Baldwin vs. Rice	9/10/94
Season	28	Brad Palazzo	1997
Career	91	Seth Marler	1999-2002

Field Goal Percentage

Season	100.0	Cairo Santos (21-of-21)	2012
Career*	78.2	Cairo Santos (61-of-78)	2010-13

Longest Field Goal Made

Game	57	Cairo Santos vs. Rice	11/3/12
------	----	-----------------------	---------

Most PAT Kicks Made

Game	10	Brad Palazzo vs. UL-Lafayette	10/31/98
Season	68	Brad Palazzo (68 attempts)	1998
Career	146	Brad Palazzo (148 attempts)	1995-98

PAT Kicks Attempted

Game	10	Brad Palazzo vs. UL-Lafayette	10/31/98
Season	68	Brad Palazzo (68 made)	1998
Career	148	Brad Palazzo (146 made)	1995-98

PAT Conversion Percentage

Season	1.000	Brad Palazzo (68-of-68)	1998
	1.000	Ed Murray (35-of-35)	1979
Career	98.6	Brad Palazzo (146-of-148)	1995-98

SCORING

Consecutive PATs Made

Season	68	Brad Palazzo.....	1998
Career	86	Brad Palazzo.....	1997-98 (last 18 of 1997, all 68 in 1998)

2-Point Conversions

Season	3	Adam Moorhead.....	1995
Career	4	Adam Moorhead.....	1994-97

2-Point Conversions Attempted

Season	8	J.P. Losman.....	2002
Career	10	J.P. Losman.....	2000-03

2-Point Conversion Passes Completed

Season	3	J.P. Losman.....	2002
	3	Nickie Hall.....	1980
	3	Rusty Lachaussee.....	1969
	3	Wayne Francingues.....	1968
	4	J.P. Losman.....	2000-03
Career	4	J.P. Losman.....	2000-03
	4	Roch Hontas.....	1976-79

CAREER LEADERS

Total Points

Player	Seasons	TD	FG	PAT	Pts
1. Seth Marler	1999-02	0	66	135	333
2. Cairo Santos	2010-13	0	61	129	312
3. Brad Palazzo	1995-98	0	48	146	290
4. Matt Forté	2004-07	44	0	*1	266
5. Bill Banker	1927-29	37	0	41	263
6. Ross Thevenot	2006-09	0	40	102	222
7. Mewelde Moore	2000-03	36	0	*2	220
8. Ed Murray	1976-79	0	45	84	219
9. Roydell Williams	2000-04	35	0	*2	212
10. Tony Wood	1981-84	0	42	74	200

*two-point conversions

Touchdowns Scored

Player	Seasons	Rush	Rec	Misc	TD
1. Matt Forté	2004-07	39	5	--	44
2. Orleans Darkwa	2010-13	39	0	0	39
3. Bill Banker	1927-29	31	--	--	37
4. Mewelde Moore	2000-03	21	15	0	36
5. Roydell Williams	2000-04	0	35	0	35
6. Eddie Price	1946-49	30	1	0	31
JaJuan Dawson	1996-99	0	31	0	31
Jamaican Dartz	1995-98	25	2	0	27
9. Marc Zeno	1984-87	0	25	0	25
Terrence Jones	1985-88	24	1	0	25

Most Points Kicking

Player	Seasons	FG	PAT	Pts
1. Seth Marler	1999-02	66	135	333
2. Cairo Santos	2010-13	61	129	312
3. Brad Palazzo	1995-98	48	146	290
4. Ross Thevenot	2006-09	40	102	222
5. Ed Murray	1976-79	45	84	219
6. Tony Wood	1981-84	42	74	200
7. Todd Wiggins	1987-89	34	88	190
8. Andrew DiRocco	2014-16	27	83	164
9. Lee Gibson	1970-72	19	53	110
10. Gary Butler	1990-92	19	48	105



Brad Palazzo holds Tulane single-season records for field goals (23) and PATs made (68), and stands as the Green Wave's career leader in field goal percentage (.986) and PATs converted (146).

Field Goals Made

Player	Seasons	Pct.	Att	Made
1. Seth Marler	1999-02	.725	91	66
2. Cairo Santos	2010-13	.782	78	61
3. Brad Palazzo	1995-98	.727	66	48
4. Ed Murray	1976-79	.616	73	45
5. Tony Wood	1981-84	.667	63	42
6. Ross Thevenot	2006-09	.606	66	40
7. Todd Wiggins	1987-89	.540	63	34
8. Andrew DiRocco	2014-16	.659	41	27
9. Bart Baldwin	1993-94	.568	37	21
10. Gary Butler	1990-92	.576	33	19
Lee Gibson	1970-72	.559	34	19

Field Goals Attempted

Player	Seasons	Made	Pct	Att
1. Seth Marler	1999-02	66	.725	91
2. Cairo Santos	2010-13	61	.782	78
3. Ed Murray	1976-79	45	.616	73
4. Ross Thevenot	2006-09	40	.606	66
Brad Palazzo	1995-98	48	.727	66
6. Todd Wiggins	1987-89	34	.540	63
Tony Wood	1981-84	42	.667	63
9. Andrew DiRocco	2014-16	27	.659	41
10. Bart Baldwin	1993-94	21	.568	37

Field Goal Percentage (minimum 10 made)

Player	Seasons	Made	Att	Pct
1. Cairo Santos	2010-13	61	78	.782
2. Brad Palazzo	1995-98	48	66	.727
3. Seth Marler	1999-02	66	91	.725
4. Tony Wood	1981-84	42	63	.667
5. Andrew DiRocco	2014-16	27	41	.659
6. Ed Murray	1976-79	45	73	.616
7. Ross Thevenot	2006-09	40	66	.606
8. Bart Bookatz	1968-69	9	15	.600
9. Vince Manalla	1980-82	13	22	.591
10. Uwe Pontius	1965-67	17	29	.586

PATs Made

Player	Seasons	Pct	Att	Made
1. Brad Palazzo	1995-98	.986	148	146
2. Seth Marler	1999-02	.944	143	135
3. Cairo Santos	2010-13	.977	132	129
4. Ross Thevenot	2006-09	.936	109	102
5. Todd Wiggins	1987-89	.907	97	88
6. Ed Murray	1976-79	.977	86	84
7. Andrew DiRocco	2014-16	.954	87	83
8. Tony Wood	1981-84	.974	76	74
9. Lee Gibson	1970-72	.930	57	53
10. Gary Butler	1990-92	.941	51	48

PATs Attempted

Player	Seasons	Made	Pct	Att
1. Brad Palazzo	1995-98	146	.986	148
2. Seth Marler	1999-02	135	.944	143
3. Cairo Santos	2010-13	129	.977	132
4. Ross Thevenot	2006-09	102	.936	109
5. Todd Wiggins	1987-89	88	.907	97
6. Andrew DiRocco	2014-16	83	.954	87
7. Ed Murray	1976-79	84	.977	86
8. Tony Wood	1981-84	74	.974	76
9. Lee Gibson	1970-72	53	.930	57
10. Gary Butler	1990-92	48	.941	51

PAT Percentage (minimum 24 made)

Player	Seasons	Made	Att	Pct
1. Bart Baldwin	1993-94	28	28	1.000
2. Brad Palazzo	1995-98	146	148	.986
3. Cairo Santos	2010-13	129	132	.977
4. Ed Murray	1976-79	84	86	.977
5. Tony Wood	1981-84	74	76	.974
6. Nick Buecher	2004	33	34	.971
7. David Falgoust	1973-74	44	46	.957
8. Andrew DiRocco	2014-16	83	87	.954
Seth Marler	1999-02	135	143	.944
10. Gary Butler	1990-92	48	51	.941

SINGLE-SEASON LEADERS

Total Points

Player	Year	TD	FG	PAT	Pts
1. Matt Forté	2007	23	0	*1	140
2. Bill Banker	1928	---	---	---	128
Charles Flournoy	1925	19	1	11	128
4. Brad Palazzo	1997	0	23	40	109
5. Bill Banker	1929	---	---	---	99
6. Mewelde Moore	2001	15	0	0	90
7. Cairo Santos	2012	0	21	26	89
Seth Marler	2002	0	20	29	89
Brad Palazzo	1998	0	7	68	89
10. Cairo Santos	2013	0	16	38	86

*two-point conversions

Touchdowns Scored

Player	Year	Rush	Rec	Ret	Total
1. Matt Forté	2007	23	0	0	23
2. Charles Flournoy	1925	---	---	---	19
3. Mewelde Moore	2001	8	7	0	15
4. Adrian Burnette	2000	0	14	0	14
5. Orleans Darkwa	2011	13	0	0	13
Marc Zeno	1987	0	13	0	13
Tommy Mason	1960	7	4	2	13
8. Orleans Darkwa	2013	12	0	0	12
Roydell Williams	2004	0	12	0	12
JaJuan Dawson	1998	0	12	0	12
P.J. Franklin	1998	1	11	0	12

Most Points Kicking

Player	Year	FG	PAT	Pts
1. Brad Palazzo	1997	23	40	109
2. Cairo Santos	2012	21	26	89
Seth Marler	2002	20	29	89
Brad Palazzo	1998	7	68	89
5. Cairo Santos	2013	16	38	86
6. Seth Marler	2000	16	37	85
7. Seth Marler	2001	15	39	84
8. Seth Marler	1999	15	30	75
9. Ross Thevenot	2007	13	34	73
10. Cairo Santos	2010	13	32	71
Dan Guirl	1986	14	29	71

Field Goals Made

Player	Year	Pct	Att	Made
1. Brad Palazzo	1997	.821	28	23
2. Cairo Santos	2012	1.000	21	21
3. Seth Marler	2002	.606	33	20
4. Cairo Santos	2013	.696	23	16
Seth Marler	2000	.762	21	16
6. Wayne Clements	1985	.750	20	15
Seth Marler	1999	.714	21	15
Seth Marler	2001	.938	16	15
9. Todd Wiggins	1989	.583	24	14
Dan Guirl	1986	.636	22	14
Tony Wood	1983	.700	20	14

Field Goals Attempted

Player	Year	Made	Pct	Att
1. Seth Marler	2002	20	.606	33
2. Brad Palazzo	1997	23	.821	28
3. Todd Wiggins	1989	14	.583	24
4. Cairo Santos	2013	16	.696	23
5. Dan Guirl	1986	14	.636	22
Ed Murray	1977	12	.545	22
7. Cairo Santos	2012	21	1.000	21
Seth Marler	1999	15	.714	21
Seth Marler	2000	16	.762	21
10. Ross Thevenot	2008	9	.450	20
Bart Baldwin	1994	12	.600	20
Todd Wiggins	1988	10	.500	20
Wayne Clements	1985	15	.750	20
Tony Wood	1983	14	.700	20

Field Goal Percentage (minimum 7 attempted)

Player	Year	Made	Att	Pct
1. Cairo Santos	2012	21	21	1.000
2. Seth Marler	2001	15	16	.937
3. Andrew DiRocco	2015	9	10	.900
4. Brad Palazzo	1997	23	28	.821
5. Cairo Santos	2010	13	16	.813
6. Brad Palazzo	1996	12	15	.800
7. Tony Wood	1984	13	17	.765
8. Seth Marler	2000	16	21	.762
9. Wayne Clements	1985	15	20	.750
Brad Palazzo	1995	6	8	.750
Lee Gibson	1970	6	8	.750



Ed Murray tied a then-Tulane record with a 54-yard field goal against Memphis on Oct. 28, 1978. Murray graduated as the Green Wave's career leader in nearly every kicking category and still ranks fifth on the all-time scoring list.

SCORING

PATs Made

Player	Year	Pct	Att	Made
1. Brad Palazzo	1998	1.000	68	68
2. Barrett Pepper	2003	.930	43	40
Brad Palazzo	1997	.976	41	40
4. Seth Marler	2001	.975	40	39
5. Cairo Santos	2013	1.000	38	38
6. Seth Marler	2000	.949	39	37
7. Todd Wiggins	1987	.878	41	36
8. Ed Murray	1979	1.000	35	35
9. Ross Thevenot	2007	1.000	34	34
10. Cairo Santos	2011	.971	34	33
Nick Buecher	2004	.971	34	33

PATs Attempted

Player	Year	Made	Pct	Att
1. Brad Palazzo	1998	68	1.000	68
2. Barrett Pepper	2003	40	.930	43
3. Brad Palazzo	1997	40	.976	41
Todd Wiggins	1987	36	.878	41
5. Seth Marler	2001	39	.975	40
6. Seth Marler	2000	37	.949	39
7. Cairo Santos	2013	38	1.000	38
8. Ed Murray	1979	35	1.000	35
9. Cairo Santos	2010	33	.971	34
Ross Thevenot	2007	34	1.000	34
Nick Beucher	2004	33	.971	34

PAT Percentage (minimum 15 made)

Player	Year	Made	Att	Pct
1. Brad Palazzo	1998	68	68	1.000
Cairo Santos	2013	38	38	1.000
Ed Murray	1979	35	35	1.000
Ross Thevenot	2007	34	34	1.000
Dan Guirl	1986	29	29	1.000
Tony Wood	1982	22	22	1.000
Brad Palazzo	1996	21	21	1.000
Ed Murray	1978	21	21	1.000
Tony Wood	1983	18	18	1.000
Lee Gibson	1970	18	18	1.000
Bart Baldwin	1993	17	17	1.000
Ed Murray	1976	17	17	1.000
Gary Butler	1991	15	15	1.000
Wayne Clements	1985	15	15	1.000

LONGEST FIELD GOALS

1. 57	Cairo Santos vs. Rice.....	11/3/12
2. 54	Cairo Santos vs. UL-Monroe	9/22/12
54	Mark Olivari vs. Air Force.....	11/8/75
54	Ed Murray vs. Memphis	10/28/78
5. 53	Don Bright vs. Duke.....	11/28/64
53	Tony Wood vs. Vanderbilt.....	10/2/82
53	Tony Wood vs. Kentucky.....	9/22/84
53	Seth Marler vs. East Carolina	9/8/01
53	Nick Beucher vs. UAB.....	10/23/04
10. 52	Carl Woodward vs. Saint Louis.....	11/1/13
52	Mark Olivari vs. Air Force.....	11/8/75
52	Tony Wood vs. Rice	9/18/82
52	Wayne Clements vs. Florida State	8/31/85
52	Brad Palazzo vs. East Carolina	10/18/97
15. 51	Ed Murray vs. Cincinnati	10/15/77
51	Seth Marler vs. UAB.....	11/20/99
51	Seth Marler vs. Southern Miss	11/23/02
18. 50	Ross Thevenot vs. UAB	11/15/08
50	Brad Palazzo vs. UL-Lafayette	11/1/97
50	Seth Marler vs. Cincinnati.....	10/12/02
21. 49	Cairo Santos at Tulsa.....	9/8/12
49	Cairo Santos at Duke.....	9/24/11
49	Ed Murray vs. Pittsburgh	9/16/78
49	Bart Baldwin vs. Alabama.....	9/24/94

YEAR-BY-YEAR LEADERS

Year	Player	TD	PAT	2Pt	FG	Pts
1938	Warren Brunner	7	1	0	0	43
1939	Bobby Kellogg	8	7	0	0	55
1940	Harry Hays	5	0	0	0	30
1941	Bobby Glass	8	3	0	0	51
1942	Lou Thomas	4	8	0	2	38
1943	Dub Jones	4	7	0	0	31
1944	Dub Jones	5	13	0	1	46
1945	Richard Hoot	5	0	0	0	30
1946	Ed Heider	4	13	0	0	37
1947	Eddie Price	5	0	0	0	30
1948	Eddie Price	10	0	0	0	60
1949	Eddie Price	11	0	0	0	66
1950	George Kinek	9	0	0	0	54
1951	Roy Bailey	5	0	0	0	30
1952	Peter Clement	2	16	0	2	34
	Max McGee	5	4	0	0	34
1953	Max McGee	4	0	0	0	24
1954	Robby Saia	2	0	0	0	12
1955	Ronny Quillian	10	0	0	0	60
1956	Ronny Quillian	6	0	0	0	36
1957	Gene Newton	4	4	0	0	28
1958	Richie Petitbon	5	0	0	0	30
1959	Pete Abadie	3	0	0	0	18
	Tommy Mason	3	0	0	0	18
1960	Tommy Mason	13	0	0	0	78
1961	Charles Connell	0	5	0	1	8
1962	Gordon Rush	4	0	1	2	32
1963	Don Bright	0	4	0	3	13
1964	Carl Crowder	3	0	0	0	18
1965	Uwe Pontius	0	8	0	3	17
1966	Bobby Duhon	8	0	0	0	48
1967	Uwe Pontius	0	17	0	7	38
1968	Wayne Francingues	7	0	1	0	44
1969	Bart Bookatz	8	12	0	4	24
1970	David Abercrombie	8	0	0	0	48
1971	Ricky Hebert	5	0	1	0	32
1972	Lee Gibson	0	21	0	9	48
1973	David Falgoust	0	25	0	8	49
1974	David Falgoust	0	19	0	7	40
1975	David Walters	0	9	0	5	24
1976	Ed Murray	0	17	0	10	47
1977	Marvin Christian	8	0	0	0	48
1978	Ed Murray	0	21	0	12	57
1979	Ed Murray	0	35	0	11	68
1980	Robert Griffin	10	0	1	0	62
1981	Marvin Lewis	10	0	0	0	60
1982	Tony Wood	0	22	0	11	55
1983	Tony Wood	0	18	0	14	60
1984	Tony Wood	0	18	0	13	57
1985	Wayne Clements	0	15	0	15	60
1986	Dan Guirl	0	29	0	14	71
1987	Marc Zeno	13	0	2	0	82
1988	Todd Wiggins	0	27	0	10	57
1989	Todd Wiggins	0	25	0	14	67
1990	Melvin Ferdinand	8	0	0	0	48
1991	Wil Ursin	9	0	0	0	54
1992	Joey Perry	5	0	0	0	30
1993	Bart Baldwin	0	17	0	9	44
1994	Bart Baldwin	0	11	0	12	47
1995	Jamaican Darte	10	0	0	0	60
1996	Brad Palazzo	0	21	0	12	57
1997	Brad Palazzo	0	40	0	23	109
1998	Brad Palazzo	0	68	0	7	89
1999	Seth Marler	0	30	0	15	75
2000	Seth Marler	0	37	0	16	85
2001	Mewelde Moore	15	0	0	0	90
2002	Seth Marler	0	29	0	20	89
2003	Roydell Williams	9	0	0	0	54
	Mewelde Moore	9	0	0	0	54
2004	Roydell Williams	12	0	0	0	72
2005	Jacob Hartgroves	0	28	0	4	40
2006	Matt Forté	10	0	0	0	60
2007	Matt Forté	23	0	1	0	140
2008	Ross Thevenot	0	23	0	9	50
2009	André Anderson	9	0	0	0	54
2010	Cairo Santos	0	32	0	13	71
2011	Orleans Darkwa	13	0	0	0	78
2012	Cairo Santos	0	26	0	21	89
2013	Cairo Santos	0	38	0	16	86
2014	Andrew DiRocco	0	22	0	8	46
2015	Andrew DiRocco	0	29	0	9	56
2016	Andrew DiRocco	0	32	0	10	62

TEAM SINGLE-GAME SCORING MARKS (ALL GAMES)

Tulane Scoring Highs

	Pts	Opponent (Score)	Date
1.	95	UL-Lafayette (0)	10/12/1912
2.	84	Mississippi College (0)	10/9/37
	84	UL-Lafayette (0)	9/27/30
4.	82	Centenary (0)	10/24/14
5.	79	UL-Lafayette (0)	10/2/20
6.	77	Louisiana College (0)	9/26/25
7.	74	UL-Lafayette (0)	11/28/18
8.	73	UL-Lafayette (0)	10/11/19
9.	72	UL-Lafayette (20)	10/31/98
10.	66	Southern (21)	9/10/16

Opponent Scoring Highs

	Pts	Opponent (Tulane Score)	Date
1.	73	Houston (17) 11/10/11	
	73	Florida State (14)	10/31/87
3.	70	Florida State (7)	11/14/92
	70	BYU (35)	8/25/01
5.	66	Mississippi State (22)	10/22/94
6.	65	Georgia Tech (10)	9/12/15
7.	63	UL-Monroe (10)	9/29/12
	63	Texas (18)	9/27/03
	63	Florida (21) 9/15/84	
	63	Virginia (47) 11/26/68	

Largest Tulane Winning Margins

	Margin	Score	Opponent	Date
1.	+95	95-0	UL-Lafayette	10/12/1912
2.	+84	84-0	Mississippi College	10/9/37
	+84	84-0	UL-Lafayette	9/27/30
4.	+82	82-0	Centenary	10/24/14
5.	+79	79-0	UL-Lafayette	10/2/20
6.	+77	77-0	Louisiana College	9/26/25
7.	+74	74-0	UL-Lafayette	11/28/18
8.	+73	73-0	UL-Lafayette	10/11/19
9.	+65	65-0	Northwestern State	9/29/28
10.	+64	64-0	Louisiana College	10/7/50

Largest Tulane Losing Margins

	Margin	Score	Opponent	Date
1.	-63	7-70	Florida State	11/14/92
2.	-62	0-62	Alabama	10/12/91
	-62	0-62	LSU	11/20/65
	-62	0-62	LSU	11/25/61
	-62	0-62	LSU	11/22/58
6.	-61	0-61	Georgetown	12/9/16
	-61	0-61	Mississippi State	11/14/14
8.	-59	14-73	Florida State	10/31/87
9.	-58	0-58	Alabama	10/31/14
10.	-56	17-73	Houston	11/10/11

TEAM SINGLE-GAME SCORING MARKS

(CONFERENCE GAMES IN THE AMERICAN ATHLETIC CONFERENCE)

Tulane Scoring Highs

	Pts	Opponent (Score)	Date
1.	45	UCF (31)	10/3/15
2.	38	at UConn (13)	11/26/16
3.	34	Tulsa (45)	11/27/15
4.	31	SMU (35)	10/29/16
	31	at Houston (24)	11/8/14
	31	at Tulsa (38 - 20T)	8/28/14

Opponent Scoring Highs

	Pts	Opponent (Tulane Score)	Date
1.	50	at Tulsa (27)	10/22/16
2.	49	at Temple (10)	10/10/15
	49	at SMU (21)	11/21/15
4.	45	Tulsa (34)	11/27/15
5.	42	Houston (7)	10/16/15
6.	41	at Memphis (13)	10/31/15
7.	38	Tulsa (31 - 2 OT)	8/28/14
	38	Cincinnati (14)	10/31/14
	38	Memphis (7)	11/15/14
10.	35	SMU (31)	10/29/16

Largest Tulane Winning Margins

	Margin	Score	Opponent	Date
1.	+25	38-13	at UConn	11/26/16
2.	+14	45-31	UCF	10/3/15
3.	+9	12-3	UConn	10/11/14
	+7	31-24	Houston	11/8/14

Largest Tulane Losing Margins

	Margin	Score	Opponent	Date
1.	-39	10-49	at Temple	10/10/15
2.	-35	7-42	Houston	10/16/15
3.	-31	7-38	Memphis	11/15/14
	-31	0-31	Temple	11/19/16
	-31	6-37	at UCF	11/5/16
6.	-28	21-49	at SMU	11/21/15
	-28	13-41	at Memphis	10/31/15
	-28	6-34	at East Carolina	11/22/14
9.	-24	14-38	Cincinnati	10/31/14
10.	-23	27-50	at Tulsa	10/22/16

TOTAL OFFENSE

TEAM RECORDS

Most Plays

Game	101	vs. Auburn (89 rushes/12 passes).....	11/9/29
Season	935	(12 games).....	1989

Net Yards Gained

Game	722	vs. Mississippi College	10/9/37
Season	5578	(11 games).....	1998

Yards-Per-Play Average

Season	6.84	5578 yards in 816 plays	1998
--------	------	-------------------------------	------

Yards-Per-Game Average

Season	507.1	(578 in 11 games).....	1998
--------	-------	------------------------	------

Total Touchdowns (rushing & receiving)

Season	64	26 rushing/38 passing in 11 games.....	1998
--------	----	--	------

Total First Downs

Game	35	vs. Army.....	10/28/06
	35	vs. Northwestern State.....	9/29/28
Season	294	(11 games).....	1998

First Downs Rushing

Game	32	vs. Northwestern State.....	9/29/28
Season	176	(11 games).....	1931

First Downs Passing

Game	25	vs. Army.....	10/28/06
Season	166	(11 games).....	2000

First Downs By Penalty

Game	9	vs. Baylor.....	10/30/82
Season	24	three times.....	1987, 1984, 2000



The 1928 Green Wave set a pair of team records on Sept. 29 against Northwestern State, posting 35 total first downs and 32 by rushing.

TEAM SEASON HIGHS

Plays

1.	935 in 1989	(12 games)
2.	926 in 2001	(12 games)
3.	913 in 2002	(13 games)
4.	912 in 1999	(11 games)
5.	899 in 2010	(12 games)
6.	897 in 2000	(11 games)
7.	890 in 2011	(13 games)
8.	870 in 2013	(13 games)
9.	862 in 2014	(12 games)
10.	849 in 2007	(12 games)
	849 in 2016	(12 games)

First Downs

1.	294 in 1998	(11 games)
2.	274 in 2000	(11 games)
3.	268 in 2001	(12 games)
4.	266 in 1989	(12 games)
5.	261 in 2003	(12 games)
6.	257 in 1987	(11 games)
7.	256 in 2010	(12 games)
8.	249 in 1999	(11 games)
	249 in 1986	(11 games)
10.	247 in 2002	(13 games)

Total Offense Yards

1.	5578 in 1998	(11 games)
2.	5100 in 2001	(12 games)
3.	4989 in 2000	(11 games)
4.	4751 in 2007	(12 games)
5.	4682 in 2003	(12 games)
6.	4626 in 1999	(11 games)
7.	4610 in 1997	(11 games)
8.	4588 in 1987	(11 games)
9.	4479 in 2010	(12 games)
10.	4438 in 1986	(11 games)

Passing First Downs

1.	166 in 2000	(11 games)
2.	162 in 2001	(12 games)
3.	161 in 1999	(11 games)
4.	143 in 2012	(12 games)
5.	140 in 2003	(12 games)
6.	138 in 2010	(12 games)
	138 in 1998	(11 games)
8.	133 in 2006	(12 games)
9.	131 in 2002	(13 games)
10.	130 in 1989	(12 games)

Total Offense/Game

1.	507.1 in 1998	(11 games)
2.	453.5 in 2000	(11 games)
3.	425.0 in 2001	(12 games)
4.	420.5 in 1999	(11 games)
5.	419.1 in 1997	(11 games)
6.	417.1 in 1987	(11 games)
7.	403.5 in 1986	(11 games)
8.	395.9 in 2007	(12 games)
9.	390.2 in 2003	(13 games)
10.	388.5 in 1979	(11 games)

Rushing First Downs

1.	176 in 1931	(11 games)
2.	139 in 1998	(11 games)
3.	131 in 2016	(12 games)
4.	120 in 2007	(12 games)
5.	119 in 1966	(10 games)
6.	118 in 1989	(12 games)
7.	117 in 1986	(11 games)
8.	116 in 1987	(11 games)
9.	113 in 1990	(11 games)
	113 in 1972	(11 games)

500-YARD TOTAL OFFENSE GAMES

	Yds	Opponent	Date	Rush-Pass-Plays
1.	722	Mississippi College	10/9/37	638-84-NA
2.	706	UL-Lafayette	10/31/98	246-460-84
3.	633	Louisiana Tech	11/26/98	303-330-70
4.	619	UAB	10/27/12	153-466-79
5.	593	Army	11/13/04	243-350-80
6.	584	UL-Lafayette	10/16/99	188-396-89
7.	581	Army	11/14/98	249-332-78
8.	579	Navy	11/10/01	137-442-76
9.	571	Army	9/18/99	124-447-80
10.	569	Louisville	10/11/97	311-258-85
11.	568	Cincinnati	9/5/98	290-278-83
12.	564	TCU	9/13/86	176-388-94
13.	556	Army	10/4/97	248-308-74
14.	548	UL-Lafayette	10/7/00	138-410-80
15.	543	UL-Lafayette	11/14/87	190-353-90
16.	540	at UAB	9/17/11	262-278-76
17.	539	SMU	9/11/99	135-404-94
18.	538	Navy	11/6/04	215-323-62
19.	535	Cincinnati	10/6/01	282-253-87
20.	533	Clemson	11/18/44	504-29-NA
	533	Auburn	10/25/47	431-102-NA
22.	531	Houston	11/6/99	103-428-97
	531	VMI	9/29/73	407-12-NA
24.	530	Tulsa	11/27/15	187-343-82
25.	527	at Tulsa	10/16/10	81-446-91
26.	525	UAB	10/23/04	108-417-75
27.	522	Mississippi	11/10/79	291-231-NA
28.	521	Vanderbilt	11/18/89	134-387-81
29.	519	Army	10/27/01	135-384-85
30.	518	Navy	11/11/50	NA
31.	516	Tulsa	8/28/14	254-262-74
32.	515	Vanderbilt	10/11/80	258-257-NA
33.	514	The Citadel	9/19/53	432-82-NA
34.	512	Rice	11/13/10	155-357-77
35.	511	Cincinnati	10/27/90	263-248-66
36.	510	Rutgers	10/24/98	190-320-74
37.	508	BYU	8/25/01	219-289-92
38.	507	Louisville	9/5/87	312-195-70
39.	505	Navy	11/11/00	125-380-70

INDIVIDUAL RECORDS

Most Plays

Game	66	Patrick Ramsey vs. Mississippi.....	10/9/99 (7 rushes/59 passes)
Season	577	Patrick Ramsey (64 rushes/513 passes)	1999
Career	1620	Terrence Jones (578 rushes/1042 passes)	1985-88

Net Yards Gained

Game	484	Terrence Jones vs. TCU (96 rush/388 pass)	9/13/86
Season	3764	Shaun King (532 rush/3232 pass)	1998
Career	9468	Shaun King (1049 rush/8419 pass)	1995-98

Net Yards Gained By Class

Freshman	1837	Tanner Lee (-125 rush/1962 pass)	2014
Sophomore	3349	Patrick Ramsey (-61 rush/3401 pass)	1999
Junior	3078	Shaun King (511 rush/2567 pass)	1997
Senior	3764	Shaun King (532 rush/3232 pass)	1998

Yards-Per-Play Average

Season	8.04	Shaun King (3764 in 468 plays)	1998
Career	6.25	Shaun King (9468 in 1516 plays)	1995-98

Yards-Per-Game Average

Season	342.2	Shaun King (3764 in 11 games)	1998
Career	215.2	Shaun King (9468 in 44 games)	1985-88

200-Plus Yard Games

Season	11	Shaun King (twice)	1997 & 1998
Career	27	Shaun King	1995-98

Touchdowns Responsible For (scoring & passing)

Game	6	Lester Ricard vs. UAB (6 pass)	10/23/04
	6	Shaun King vs. Army (3 rush/3 pass)	11/14/98
	6	Shaun King vs. Rutgers (2 rush/4 pass)	10/24/98
Season	46	Shaun King (10 rush/36 pass)	1998
Career	89	Shaun King (19 rush/70 pass)	1995-98



CAREER LEADERS

Total Offense

Player	Seasons	Plays	Rush	Pass	Total
1. Shaun King	1995-98	1516	1049	8419	9468
2. Terrence Jones	1985-88	1620	1761	7684	9445
3. Patrick Ramsey	1998-01	1507	-130	9205	9075
4. Ryan Griffin	2009-12	1545	-342	9026	8684
5. J.P. Losman	2000-03	1224	241	6754	6995
6. Lester Ricard	2004-06	1086	-202	6608	6406
7. Roch Hontas	1976-79	1184	-1	5669	5668
8. Deron Smith	1987-90	969	210	4910	5120
9. Mewelde Moore	2000-03	913	4364	14	4378
10. Matt Forté	2004-07	947	4265	4	4269

Touchdowns Responsible For (scored & passing)

Player	Seasons	Scored	Pass	Total
1. Shaun King	1995-98	19	70	89
2. Patrick Ramsey	1998-01	4	72	76
3. J.P. Losman	2000-03	10	60	70
4. Terrence Jones	1985-88	24	46	70
5. Ryan Griffin	2009-12	1	56	57
6. Lester Ricard	2004-06	0	55	55
7. Matt Forté	2004-07	44	0	44
Roch Hontas	1976-79	5	39	44
9. Deron Smith	1987-90	6	37	43
10. Orleans Darkwa	2010-13	39	0	39

Yards Per Play (minimum 350 plays)

Player	Seasons	Plays	Yards	Avg
1. Shaun King	1995-98	1516	9468	6.245
2. Patrick Ramsey	1998-01	1507	9075	6.022
3. Eddie Price	1946-49	514	3095	6.021
4. Lester Ricard	2004-06	1086	6406	5.899
5. Mike McKay	1981-82	457	2690	5.886
6. Terrence Jones	1985-88	1620	9445	5.830
7. J.P. Losman	2000-03	1224	6995	5.715
8. Ryan Griffin	2009-12	1545	8684	5.621
9. Deron Smith	1987-90	969	5120	5.284
10. Ken Karcher	1984-85	610	3077	5.044

SINGLE-GAME LEADERS

Total Offense

Yards	Player/Opponent	Date	Rush/Pass
1. 484	Terrence Jones vs. TCU	9/13/86	96/388
2. 469	Ryan Griffin vs. UAB	10/27/12	3/466
3. 465	Ryan Griffin vs. Rice	11/3/12	-11/476
465	Shaun King vs. Army	11/14/98	133/332
5. 461	Patrick Ramsey vs. Army	9/18/99	14/447
6. 439	Patrick Ramsey vs. Navy	11/10/01	-3/442
7. 433	Lester Ricard vs. UAB	10/23/04	16/417
8. 422	Shaun King vs. La. Tech	11/26/98	92/330
9. 419	Lester Ricard vs. Army	10/28/06	10/409
10. 414	Patrick Ramsey vs. UL-Lafayette	10/7/00	11/403
11. 413	Patrick Ramsey vs. SMU	9/11/99	9/404
12. 410	Jordy Joseph vs. Yulsa	11/27/15	67/343
13. 402	Ryan Griffin at Tulsa	10/16/10	-10/412
14. 398	Shaun King vs. SMU	9/12/98	46/352
15. 391	Patrick Ramsey vs. Navy	11/11/00	11/380
16. 384	Nickie Hall vs. SMU	10/4/80	37/347

Quarterback Terrence Jones completed his career as the NCAA's sixth all-time total yardage leader with 9,445 yards and set virtually every Tulane passing and total yardage record. He also set the Tulane record with 484 yards of total offense versus TCU in 1986 and went on to a professional career in the Canadian Football League.

TOTAL OFFENSE

SINGLE-SEASON LEADERS

Total Offense

Player	Year	Plays	Rush	Pass	Total
1. Shaun King	1998	468	532	3232	3764
2. Patrick Ramsey	1999	577	-61	3410	3349
3. J.P. Losman	2003	499	80	3077	3157
4. Shaun King	1997	487	511	2567	3078
5. Terrence Jones	1987	457	383	2551	2934
6. Patrick Ramsey	2000	428	53	2833	2886
7. Patrick Ramsey	2001	493	-115	2935	2820
8. Terrence Jones	1988	493	454	2305	2759
9. Deron Smith	1989	530	143	2613	2756
10. Lester Ricard	2006	460	-112	2795	2683

Touchdowns Responsible For (scored & passing)

Player	Year	Scored	Pass	Total
1. Shaun King	1998	10	36	46
2. J.P. Losman	2003	2	33	35
3. Shaun King	1997	5	24	29
4. Terrence Jones	1987	8	20	28
Nickie Hall	1980	7	21	28
6. Patrick Ramsey	1999	1	25	26
Patrick Ramsey	2000	2	24	26
8. J.P. Losman	2002	6	19	25
9. Matt Forté	2007	23	0	23
Patrick Ramsey	2001	1	22	23

Yards Per Play (minimum 125 plays)

Player	Year	Plays	Yards	Avg
1. Shaun King	1998	468	3764	8.043
2. Lester Ricard	2004	267	1895	7.097
3. Patrick Ramsey	2000	428	2886	6.743
4. Eddie Price	1949	171	1137	6.649
5. Terrence Jones	1987	457	2934	6.420
6. Joe Ernst	1950	145	925	6.379
7. J.P. Losman	2003	499	3157	6.327
8. Shaun King	1997	487	3078	6.320
9. Eddie Price	1948	188	1178	6.266
10. Ryan Griffin	2012	426	2644	6.206



William A. "Dub" Jones led the Green Wave in total offense in 1943 and 1944, tallying 448 and 746 yards, respectively.

YEAR-BY-YEAR LEADERS

Year	Player	Rush	Pass	Plays	Yards	TD
1938	Warren Brunner	662	150	160	812	7
1939	Bobby Kellogg	473	75	132	548	8
1940	Lou Thomas	385	137	116	522	1
1941	Lou Thomas	—	—	—	861	11
1942	Lou Thomas	338	479	142	817	10
1943	Dub Jones	195	253	111	448	6
1944	Dub Jones	700	46	169	746	5
1945	Ernest Crouch	-81	487	110	406	2
1946	Clifford VanMeter	285	150	89	435	3
1947	Eddie Price	471	0	106	471	5
1948	Eddie Price	1178	0	188	1178	10
1949	Eddie Price	1137	0	171	1137	11
1950	Joe Ernst	-65	990	145	925	9
1951	Peter Clement	-9	575	132	566	4
1952	Peter Clement	95	664	212	759	7
1953	Peter Clement	37	472	151	509	4
1954	Bobby Saia	422	0	99	422	2
1955	Ronny Quillian	685	0	150	685	10
1956	Gene Newton	361	280	127	641	9
1957	Gene Newton	261	226	126	487	4
1958	Richie Pettibon	188	728	217	916	8
1959	Phil Nugent	125	411	184	536	4
1960	Phil Nugent	112	880	217	992	5
1961	Jack Domingue	9	338	146	347	1
1962	Ted Miller	60	548	173	608	5
1963	Al Burguieres	117	664	250	781	2
1964	David East	-109	846	274	737	3
1965	Bobby Duhon	212	807	271	1019	6
1966	Bobby Duhon	748	577	277	1325	10
1967	Bobby Duhon	302	753	265	1055	10
1968	Wayne Francingues	438	938	319	1376	11
1969	Rusty Lachaussee	-20	1291	260	1271	7
1970	David Abercrombie	80	993	222	1073	9
1971	Mike Walker	44	995	244	1039	6
1972	Steve Foley	205	914	262	1119	10
1973	Steve Foley	601	824	236	1425	13
1974	Terry Looney	50	829	185	879	6
1975	Buddy Gilbert	-105	1559	320	1454	9
1976	Roch Hontas	43	697	193	740	3
1977	Roch Hontas	-73	1277	256	1204	7
1978	Roch Hontas	-68	1350	277	1282	12
1979	Roch Hontas	97	2345	458	2442	22
1980	Nickie Hall	259	2039	457	2298	28
1981	Mike McKay	-5	927	158	922	10
1982	Mike McKay	-135	1903	299	1768	11
1983	Jon English	-98	1258	217	1160	7
1984	Ken Karcher	-143	1341	265	1198	8
1985	Ken Karcher	-112	1991	345	1879	10
1986	Terrence Jones	547	2124	442	2671	18
1987	Terrence Jones	383	2551	457	2934	28
1988	Terrence Jones	454	2305	493	2759	19
1989	Deron Smith	143	2613	530	2756	22
1990	Deron Smith	14	2282	426	2296	21
1991	Jerome Woods	-47	1238	231	1191	8
1992	Shawn Meadows	-37	752	164	715	2
1993	Craig Randall	-70	1565	387	1495	9
1994	Tracey Watts	93	916	240	1009	4
1995	Shaun King	-10	1046	245	1036	5
1996	Shaun King	16	1574	316	1590	9
1997	Shaun King	511	2567	487	3078	29
1998	Shaun King	532	3232	468	3764	46
1999	Patrick Ramsey	-61	3410	577	3349	26
2000	Patrick Ramsey	53	2833	428	2886	24
2001	Patrick Ramsey	-115	2935	493	2820	23
2002	J.P. Losman	19	2468	489	2487	25
2003	J.P. Losman	80	3077	499	2157	35
2004	Lester Ricard	14	1881	267	1895	21
2005	Lester Ricard	-104	1932	359	1828	16
2006	Lester Ricard	-112	2795	460	2683	18
2007	Matt Forté	2127	4	403	2131	23
2008	Kevin Moore	-58	2194	365	2136	8
2009	Ryan Griffin	-59	1382	250	1323	9
2010	Ryan Griffin	-146	2371	411	2225	14
2011	Ryan Griffin	-10	2502	458	2492	13
2012	Ryan Griffin	-127	2771	426	2644	20
2013	Nick Montana	4	1717	341	1721	14
2014	Tanner Lee	-125	1962	372	1837	12
2015	Tanner Lee	-162	1639	299	1477	11
2016	Glen Cuiellette	216	1309	357	1525	11

OPPONENT RECORDS

TEAM RECORDS

Total Offense

Plays	105	Houston	10/11/03
Yards	735	Houston	11/10/11

Rushing

Attempts	78	Vanderbilt	10/30/71
Yards	519	SMU	9/11/82
TDs	7	Georgia	11/2/85
	7	BYU	8/25/2001

Passing

Attempts	62	Louisville	10/11/97
Completions	41	Louisville	10/17/98
Comp. Pct.	1.000	LSU (5-for-5)	11/19/66
	.950	Mississippi (19-for-20)	11/6/82
Yards	485	Florida State	9/23/89
TDs	4	13 times	
		Last by UCF	10/3/15
Interceptions	8	Miami (Fla.)	11/7/70

First Downs

Total	36	Navy	11/11/2000
Rush	24	SMU	9/11/82
Pass	23	Louisville	10/17/98
Penalty	6	SMU	10/30/06

Scoring

Points	73	Florida State	10/31/87
	73	Houston	11/10/11
TDs	10	Florida State	10/31/87
	10	Florida State	11/14/92
	10	BYU	8/25/01
	10	Houston	11/10/11
PATs Made	10	Florida State	10/31/87
	10	Florida State	11/14/92
	10	BYU	8/25/01
PATs Att.	10	Florida State	10/31/87
	10	Florida State	11/14/92
	10	BYU	8/25/01
	10	Houston	11/10/11
2-pt PAT Made	2	Miami (Fla.)	11/7/70
2-pt PAT Att	3	North Carolina	10/9/71
FG Made	5	Mississippi	8/31/91
FG Attempted	6	Northwestern State	9/6/03

Punting

Punts	13	UL-Lafayette	10/15/83
Yards	521	UL-Lafayette	10/15/83
Average	53.8	Hawai'i	12/25/02

Interceptions

Interceptions	6	On Three Occasions	
		last by LSU	11/22/75
Yards	139	Georgia Tech	10/22/66
TDs	3	Kentucky	11/3/74

Punt Returns

Returns	13	LSU	11/27/37
Yards	175	Houston	10/16/15
Average	95.0	West Virginia	10/21/72

Kickoff Returns

Returns	10	Virginia Tech	10/24/87
Yards	198	UL-Lafayette	11/1/86
Average	56.0	Georgia Tech	10/23/76
	56.0	LSU	11/20/76

Penalties

Number	18	East Carolina	11/2/91
	18	Louisville	10/28/2000
Yards	169	Kentucky	11/1/80

Fumbles

Number	10	Air Force	10/12/74
	10	Mississippi	9/27/80
Lost	8	Mississippi	9/27/80

INDIVIDUAL RECORDS

Total Offense

Plays	64	Chris Redman of Louisville	10/11/97
Yards	468	Derrick Taite of Mississippi State	10/22/94

Rushing

Attempts	44	Chris McCoy of Navy	11/16/96
Yards	343	Tony Jeffery of TCU	9/13/86
TD	5	Tony Jeffery of TCU	9/13/86

Passing

Attempts	57	Tim Rattay of Louisiana Tech	11/26/98
	57	Chris Redman of Louisville	10/11/97
Comp.	41	Chris Redman of Louisville	10/17/98
Comp. %	1.000	Fred Haynes of LSU (5-for-5)	11/19/66
Yards	477	Chris Redman of Louisville	10/17/98
Int	5	Kelly Cochrane of Miami (Fla.)	11/7/70
TD	4	On eight Occasions	
		Last by Gary Nova of Rutgers	9/27/14

Scoring

TDs	5	Tony Jeffery of TCU	9/13/86
PATs	10	Derek Schmidt of Florida State	10/31/87
	10	Matt Payne of BYU	8/25/01
PATs Att	10	Derek Schmidt of Florida State	10/31/87
	10	Matt Payne of BYU	8/25/01
FG Made	5	Brian Lee of Mississippi	8/31/91
FG Att	5	On Four Occasions	
		Last by Brian Lee of Mississippi	8/31/91
Pts by Kicker	16	Brian Lee of Mississippi	8/31/91

Receiving

Receptions	15	Troy Edwards of Louisiana Tech	11/26/98
Yards	253	Roddy White of UAB	10/23/04
TDs	3	Al Lacy of Alabama	9/30/50
	3	Wendell Davis of LSU	11/29/86
	3	Marcus Carter of UL-Lafayette	10/9/93
	3	Kevon Lucas of Tulsa	8/28/14
	3	Leonte Carroo of Rutgers	9/27/14
	3	D'erren Wilson, UCF	10/3/15

Punting

Punts	12	Terry Falgout of UL-Lafayette	10/15/83
Yards	516	Terry Falgout of UL-Lafayette	10/15/83
Average	55.0	Kody Bliss of Auburn	10/21/06

Interceptions

Int	3	On Four Occasions	
		Last by D'Joun Smith of FAU	11/2/13
Yards	108	Richard Lewis of Georgia Tech	10/24/70
TDs	2	Richard Lewis of Georgia Tech	10/24/70

Longest Plays

Rush	92	Leonard Henry of East Carolina	9/8/01
Pass	93	Gary Nova to Andre Turzilli of Rutgers	9/27/14
Int. Ret	100	Putt Choate of SMU	9/24/77
	100	Reggie Love of North Carolina	9/17/94
KO Ret	100	Jessie Henderson of SMU	10/30/06
	100	Ottis Anderson of Miami (Fla.)	11/4/78
Punt Ret	95	Danny Buggs of West Virginia	10/21/72
FG	60	Chris Perkins of Florida	9/15/84

YULMAN STADIUM RECORDS

TEAM RECORDS

Total Offense

Yards	533	Temple vs. Tulane	11/19/16
-------	-----	-------------------------	----------

Rushing

Attempts	63	Louisiana-Lafayette vs. Tulane	9/24/16
Yards	437	Tulane vs. Southern	9/10/16
TD	7	Tulane vs. Southern	9/10/16

Passing

Attempts	52	UCF vs. Tulane.....	10/3/15
Comp	30	UCF vs. Tulane.....	10/3/15
Yards	392	UCF vs. Tulane.....	10/3/15
TD	5	Tulane vs. UCF.....	10/3/15
Int	3	Tulane vs. UCF.....	10/3/15
	3	Tulane vs. Memphis.....	11/15/14
	3	Tulane vs. Georgia Tech.....	9/6/14

Scoring/Kicking

Points	66	Tulane vs. Southern	9/10/16
TD	9	Tulane vs. Southern	9/10/16
Return TD	2	Tulane vs. Southern (Int & KO).....	9/10/16
	2	Tulsa vs. Tulane (Int)	11/27/15
	2	Memphis vs. Tulane (Int).....	11/15/14
FG Att	3	Duke vs. Tulane.....	9/3/15
	3	Temple vs. Tulane	12/6/14
	3	Southeastern La. vs. Tulane.....	9/13/14
FG	4	Tulane vs. Louisiana-Lafayette	9/24/16
	4	Louisiana-Lafayette vs. Tulane.....	9/24/16
PAT Att	9	Tulane vs. Southern	9/10/16
PAT Made	9	Tulane vs. Southern	9/10/16

INDIVIDUAL RECORDS

Total Offense

Plays	55	Thomas Sirk, Duke.....	9/3/15
		(15 rushes, 40 passes vs. Tulane)	
Yards	357	Thomas Sirk, Duke.....	9/3/15
		(68 rushing, 289 passing vs. Tulane)	

Rushing

Att	38	Elijah McGuire of ULL vs. Tulane.....	9/24/16
Yards	124	Rod Moore of Cincinnati vs. Tulane.....	10/31/14
TDs	3	Dontrell Hilliard of Tulane vs. Southern	9/10/16
	3	Greg Ward, Jr. of Houston vs. Tulane.....	10/16/15

Passing

Att	48	Tanner Lee of Tulane vs. Memphis	11/15/14
Comp	27	Thomas Sirk of Duke vs. Tulane.....	9/3/15
Yards	367	Dane Evans of Tulsa vs. Tulane	11/27/15
Int	3	Tanner Lee of Tulane vs. Memphis.....	11/15/14
	3	Tanner Lee of Tulane vs. Georgia Tech.....	11/15/14
TDs	4	Glen Cuiellette of Tulane vs. ULL.....	9/24/16
	4	Jordy Joseph of Tulane vs. Tulsa.....	11/27/15
	4	Tanner Lee of Tulane vs. UCF.....	10/3/15

Receiving

Rec	11	Johnell Barnes of Duke vs. Tulane (109 yds).....	9/3/15
Yards	168	Ventell Bryant of Temple vs. Tulane (9 rec).....	11/19/16
TDs	3	Terren Encalade of Tulane vs. ULL.....	9/24/16
	3	D'errenn of UCF vs. Tulane	10/3/15

Scoring/Kicking

Points	18	Terren Encalade of Tulane vs. ULL.....	9/24/16
	18	Dontrell Hilliard of Tulane vs. Southern	9/10/16
	18	Greg Ward, Jr. of Houston vs. Tulane.....	10/16/15
TDs	3	Dontrell Hilliard of Tulane vs. Southern	9/10/16
	3	Terren Encalade of Tulane vs. ULL.....	9/24/16
	3	Greg Ward, Jr. of Houston vs. Tulane.....	10/16/15
	3	D'errenn of UCF vs. Tulane	10/3/15
FG Att	4	Andrew DiRocco of Tulane vs. ULL.....	9/24/16
	4	Stevie Artigue of ULL vs. Tulane	9/24/16
FG	4	Andrew DiRocco of Tulane vs. ULL.....	9/24/16
	4	Stevie Artigue of ULL vs. Tulane	9/24/16
PAT Att	9	Andrew DiRocco of Tulane vs. Southern	9/10/16
PATs	9	Andrew DiRocco of Tulane vs. Southern	9/10/16
Pts by Kicker	15	Andrew DiRocco of Tulane vs. ULL.....	9/24/16
	15	Ross Martin of Duke vs. Tulane.....	9/3/15

Defense

Int	2	Isiah Corbett of Southeastern La. vs. Tulane	9/13/14
-----	---	--	---------

Longest Plays

Rush	85	Dontrell Hilliard	9/19/15
		(of Tulane vs. Maine)	
Pass	76	Tanner Lee to Devon Breaux.....	9/3/15
		(of Tulane vs. Duke)	
FG	50	Jake Elliot	10/14/16
		(of Memphis vs. Tulane)	
Punt	69	Jamie Sackville of SMU vs. Tulane.....	10/29/16
KO Ret	95	DeVon Edwards of Duke vs. Tulane.....	9/3/15
Punt Ret	85	Beau Hankins of Georgia Tech vs. Tulane	9/6/14
Int Ret	96	Parry Nickerson (TD) of Tulane vs. Southern.....	9/10/16

TULANE IN YULMAN STADIUM

All-Time Record.....	6-12/.333 (3 seasons)
First Game.....	Sept. 6, 2014
Opponent.....	Georgia Tech
Result.....	L, 38-21
Largest Attendance.....	30,000
Date.....	Sept. 6, 2014
Opponent.....	Georgia Tech
Result.....	L, 38-21
Highest Season Attendance Average.....	25,012
Year.....	2014
No. of Games	6

Year-By-Year Results

2014.....	2-4
2015.....	2-4
2016.....	2-4

YEAR-BY-YEAR SUMMARIES



Tulane's first football team took the field in 1893 and earned its first win with a 34-0 shutout of LSU.

1893 (1-2)

Head Coach: T.L. Bayne

Tulane played its first varsity football game on Nov. 18, 1893, dropping a 12-0 decision to the Southern Athletic Club. Things were a bit less formal in those days, as witnessed by the fact that Tulane Coach T.L. Bayne also played in the game – for the opponent!

In his spare time, T.L. Bayne hustled over to Baton Rouge to help coach LSU. This made for an interesting afternoon of Nov. 25, 1893, when Tulane and LSU played for the first time. Hugh Bayne, brother of the coach and a Tulane law student, scored the first touchdown ever for Tulane to open a 34-0 rout. T.L. Bayne did not play that day, but he was on the field as umpire (LSU's coach was the referee).

Tulane lost to Ole Miss 12-4 the next weekend to end its inaugural season with a 1-2 record.

N18	SOU. ATH. CLUB	NEW ORLEANS	0-12	L
N25	LSU	NEW ORLEANS	34-0	W
D2	OLE MISS	NEW ORLEANS	4-12	L

1894 (0-4)

Head Coach: Fred Sweet

Fred Sweet replaced T.L. Bayne as head coach and it was a struggle. Just before school opened, Sweet learned that captain C.R. Romeyne had left town with his parents and would not be a member of the 1894 squad. The team struggled to an 0-4 finish, scoring zero, six, six and two points in those four games while losing to Texas, Alabama, Sewanee and Ole Miss.

O27	at Texas	Austin, Texas	0-12	L
N3	ALABAMA	NEW ORLEANS	6-18	L
N17	SEWANEE	NEW ORLEANS	6-12	L
N29	OLE MISS	NEW ORLEANS	2-8	L

1895 (3-2)

Head Coach: T.L. Bayne

T.L. Bayne returned as head coach and Tulane posted its first winning season with a 3-2 record. After losing to LSU in the season opener, Tulane rallied to shut out teams from the Southern Athletic Club and Alabama. A road loss to Texas followed before the season ended with a 28-4 walloping of Ole Miss, representing the most points by Tulane since its 34-0 win over LSU in 1893.

N26	at LSU	Baton Rouge, La.	4-8	L
N9	SOU. ATH. CLUB	NEW ORLEANS	12-0	W
N16	ALABAMA	NEW ORLEANS	22-0	W
N23	at Texas	Austin, Texas	0-16	L
N28	OLE MISS	NEW ORLEANS	28-4	W

1896 (3-2)

Head Coach: Harry Baum

Harry Baum replaced T.L. Bayne as coach and matched the 1895 record of 3-2, although one of those losses was a forfeit to LSU. Tulane was ahead 2-0 when an argument broke out over whether Tulane could use a player who was "about" to become a Tulane student. When LSU refused to allow the player to see action, Tulane captain Louis Genella took his team off the field and the game was declared a forfeit. Win No. 3 was a 10-0 shutout of Ole Miss to ensure a winning season.

O17	ALUMNI	NEW ORLEANS	12-0	W
O24	LSU*	NEW ORLEANS	0-6	L
N9	Vicksburg Ath.	Vicksburg, Miss.	48-0	W
N14	TEXAS	NEW ORLEANS	4-12	L
N26	OLE MISS	NEW ORLEANS	10-0	W

* - forfeit

1897 (0-0)

Head Coach: None

For the only time since the inception of the sport in 1893, Tulane did not field a football team.

1898 (1-1)

Head Coach: John Lombard

John Lombard, captain of Tulane's first team in 1893, became the program's fifth coach in five seasons. The team played two games and finished 1-1, beating Ole Miss and then losing to LSU.

Charles Eshleman served as captain, and in 1979 he became the first 19th-century athlete to be named to Tulane's Athletics Hall of Fame.

D12	OLE MISS	NEW ORLEANS	14-9	W
D14	at LSU	Baton Rouge, La.	0-37	L

1899 (0-6-1)

Head Coach: H.H. Collier

H.H. Collier became Tulane's sixth coach in six seasons and he must not have enjoyed it very much as the team finished 0-6-1 and did not score a point. A scoreless tie with the Southern Athletic Club was the squad's best showing.

N11	SEWANEE	NEW ORLEANS	0-23	L
N18	SOU. ATH. CLUB	NEW ORLEANS	0-0	T
N20	TEXAS	NEW ORLEANS	0-11	L
N25	at Texas	Austin, Texas	0-32	L
N27	vs. Texas A&M	Houston, Texas	0-22	L
N30	OLE MISS	NEW ORLEANS	0-15	L
D8	at LSU	Baton Rouge, La.	0-38	L

1900 (5-0)


Head Coach: H.T. Summersgill

What a turnaround! Tulane went from winless and scoreless in 1899 to unbeaten and unscored upon in 1900.

H.T. Summersgill was Tulane's seventh coach in seven seasons and he led his team to a 5-0 record. The Southern Athletic Club, Alabama, Millsaps, LSU and Ole Miss all failed to cross the Tulane goal line as they lost by a combined 105-0.

O27	SOU. ATH. CLUB	NEW ORLEANS	23-0	W
N3	at Alabama	Tuscaloosa, Ala.	6-0	W
N10	MILLSAPS	NEW ORLEANS	35-0	W
N17	LSU	NEW ORLEANS	29-0	W
N29	OLE MISS	NEW ORLEANS	12-0	W

YEAR-BY-YEAR SUMMARIES



One disputed loss was the only thing stopping the 1901 Olive and Blue, as they were known at the time, from posting a second-straight perfect season.

1901 (5-1)

Head Coach: H.T. Summersgill

H.T. Summersgill became the first man to coach Tulane football for consecutive seasons and his success continued.

A disputed 2-0 loss to the Mobile YMCA was the only blemish on a 5-1 season. The Tulane coach argued heatedly that there were still several minutes left in the game but was overruled and suffered his only loss in two seasons.

However, you can still get an argument about that in Baton Rouge to this day. Although Tulane beat LSU on the field by a score of 22-0, the Tigers protested the game to the Southern Intercollegiate Athletic Association, alleging Tulane had used a professional player during the contest. Months later, the SIAA ruled the game an 11-0 forfeit in favor of LSU. The Tiger record book still claims that 11-0 "victory," while the Tulane ledger shows the contest as a 22-0 win.

In two seasons, Summersgill produced a 10-1 record on the field and outscored the opposition 214-19. Hugh Krumbhaar captained both squads.

O16	at Meridian	Meridian, Miss.	15-0	W
O26	at Mobile YMCA	Mobile, Ala.	0-2	L
N2	YMCA	NEW ORLEANS	23-0	W
N9	MISSISSIPPI STATE	NEW ORLEANS	24-6	W
N16	LSU	NEW ORLEANS	22-0	W
N28	OLE MISS	NEW ORLEANS	25-11	W

1902 (1-4-2)

Head Coach: Virginius Dabney

Coach Summersgill left and Tulane's gridiron fortunes took a dive. Virginius Dabney took over the helm and things looked good at first as he coached a 26-0 win over an alumni team. Two ties and four losses followed, however, and the final record fell to 1-4-2. After the disputed forfeit in 1901, LSU disappeared from the schedule for a while.

O18	ALUMNI	NEW ORLEANS	26-0	W
O25	AUBURN	NEW ORLEANS	0-0	T
N1	MISSISSIPPI STATE	NEW ORLEANS	11-11	T
N8	at Texas A&M	College Station, Texas	5-17	L
N15	VANDERBILT	NEW ORLEANS	5-23	L
N22	TEXAS	NEW ORLEANS	0-6	L
N27	OLE MISS	NEW ORLEANS	0-10	L

1903 (2-2-1)

Head Coach: Charles Eshleman

Charles Eshleman, captain of the 1898 and 1899 teams, took over the head coaching job and improved the situation as he guided the squad to a 2-2-1 finish. It was a feast-or-famine type of season as the two wins were by a cumulative score of 64-5, while the team failed to score in the other three outings.

O31	MERIDIAN AA	NEW ORLEANS	46-0	W
N7	SHREVEPORT AA	NEW ORLEANS	0-23	L
N18	CUMBERLAND	NEW ORLEANS	0-28	L
N26	RICHMOND	NEW ORLEANS	18-5	W
D5	MISSISSIPPI STATE	NEW ORLEANS	0-0	T

1904 (5-2)

Head Coach: Thomas Berry

Thomas Berry took over the coaching reins from Charles Eshleman and led Tulane to a 5-2 record. The team shut out the opponent in all five victories, and failed to score in its two losses.

LSU returned to the schedule for the first time since the 1901 controversy and Tulane beat the Tigers again...and again LSU complained about player eligibility.

Ralph Wood captained the Green Wave for the second season in a row.

O23	LOUISIANA TECH	NEW ORLEANS	11-0	W
O29	MISSISSIPPI STATE	NEW ORLEANS	10-0	W
N5	at Marion Mil. Inst.	Marion, Ala.	10-0	W
N12	SEWANEE	NEW ORLEANS	0-18	L
N19	LSU	NEW ORLEANS	5-0	W
N24	OLE MISS	NEW ORLEANS	22-0	W
D3	ALABAMA	NEW ORLEANS	0-6	L

1905 (0-1)

Head Coach: John Tobin

John Tobin replaced Thomas Berry as head coach and the season consisted of only one game. Tulane lost that contest to LSU, 5-0, and controversy marred the series once again. This time, Tulane complained about LSU's use of ineligible players. Things got heated and the series did not resume until 1911.

N25	LSU	NEW ORLEANS	0-5	L
-----	-----	-------------	-----	---

1906 (0-4-1)

Head Coach: John Russ

For the sixth season in a row, Tulane had a new head coach as John Russ replaced John Tobin. The 1906 squad showed the effects of the lack of continuity and struggled to an 0-4-1 record without scoring a point. A scoreless tie with Howard in the season opener was the campaign's best outing.

O27	SAMFORD	NEW ORLEANS	0-0	T
N3	OLE MISS	NEW ORLEANS	0-17	L
N10	SEWANEE	NEW ORLEANS	0-35	L
N17	TEXAS A&M	NEW ORLEANS	0-18	L
N24	ARKANSAS	NEW ORLEANS	0-22	L

1907 (3-2)

Head Coach: Joe Curtis

Joe Curtis was Tulane's seventh coach in seven years and things started looking up as the record improved to 3-2. In defeating Howard 13-0 in the season opener, Tulane registered its first victory - and first points - since the 1904 season. The squad won its first three and lost its last two, playing three games in one week in November.

O26	SAMFORD	NEW ORLEANS	13-0	W
N2	DRURY	NEW ORLEANS	12-0	W
N5	CENTRE	NEW ORLEANS	28-9	W
N9	ARKANSAS	NEW ORLEANS	12-17	L
N16	TEXAS A&M	NEW ORLEANS	6-18	L

YEAR-BY-YEAR SUMMARIES

1908 (7-1)

Head Coach: Joe Curtis

Joe Curtis returned for his second year as coach and things were definitely looking up for Tulane football as a 7-1 season ensued. It was a new record for victories in a season and five were by shutout.

The Wave's biggest wins were a 23-0 verdict over Mississippi State and a 28-15 road decision over Texas four days later. With Temple Brown serving as captain, Tulane outscored the opposition by a cumulative 103-23.

O10	YMGC	NEW ORLEANS	11-0	W
O24	CENTRE	NEW ORLEANS	10-0	W
O31	OLE MISS	NEW ORLEANS	10-0	W
N7	BAYLOR	NEW ORLEANS	10-2	W
N14	MISSISSIPPI STATE	NEW ORLEANS	23-0	W
N18	at Texas	Austin, Texas	28-15	W
N21	at Baylor	Waco, Texas	0-6	L
N26	WASHINGTON (Mo.)	NEW ORLEANS	11-0	W

1909 (4-3-2)

Head Coach: Buster Brown

Buster Brown replaced Joe Curtis as coach and the team faced a record nine opponents, finishing 4-3-2. Only three of the nine games were decided by more than 10 points. Tulane shut out the opposition four times and was held scoreless in three games. The only games in which both teams scored were ties with Alabama and Texas.

O9	YMGC	NEW ORLEANS	12-0	W
O16	OLE MISS	NEW ORLEANS	5-0	W
O23	CENTRE	NEW ORLEANS	0-6	L
O30	MISSISSIPPI STATE	NEW ORLEANS	2-0	W
N6	CINCINNATI	NEW ORLEANS	6-0	W
N13	TEXAS	NEW ORLEANS	10-10	T
N20	ALABAMA	NEW ORLEANS	5-5	T
N25	TEXAS STATE	NEW ORLEANS	0-18	L
J1	at Cuba Ath. Club	Havana, Cuba	0-11	L

1910 (0-7)

Head Coach: A.A. Mason

A.A. Mason commenced a three-year reign as head coach and things did not get off to a promising start as Tulane suffered its first losing season since 1906. The team scored only twice and finished 0-7 as the opposition enjoyed a 126-6 edge on the scoreboard.

O13	OLE MISS	NEW ORLEANS	0-16	L
O26	at Centre	Danville, N.Y.	0-35	L
O29	at Kentucky	Lexington, Ky.	3-10	L
N5	MISSISSIPPI STATE	NEW ORLEANS	0-10	L
N12	vs. Auburn	Gulport, Miss.	0-33	L
N19	ALABAMA	NEW ORLEANS	3-5	L
N24	vs. Texas A&M	Houston, Texas	0-17	L

1911 (5-3-1)

Head Coach: A.A. Mason

Coach Mason's program began to take off in year two as the record improved dramatically to 5-3-1. The first four opponents fell by a combined score of 92-0. The Tulane-LSU football rivalry resumed, with the Tigers taking a 6-0 win in Baton Rouge. Semmes Walmsley, a future mayor of New Orleans, captained the team.

O12	MISSISSIPPI COL	NEW ORLEANS	10-0	W
O18	UL Lafayette	NEW ORLEANS	27-0	W
O21	NORTHWESTERN ST	NEW ORLEANS	45-0	W
O28	SAMFORD	NEW ORLEANS	10-0	W
N4	SEWANEE	NEW ORLEANS	3-9	L
N11	at Alabama	Birmingham, Ala.	0-22	L
N20	at Mississippi State	Starkville, Miss.	6-4	W
N30	WASHINGTON & LEE	NEW ORLEANS	5-5	T
D9	at LSU	Baton Rouge, La.	0-6	L

1912 (5-3)

Head Coach: A.A. Mason

Coach Mason established a new longevity record with his third season at the helm and produced another strong team. The squad finished with a 5-3 record and outscored the opposition 216-99. The high point of the season was a 95-0 win over Southwestern Louisiana. The 15 rushing touchdowns and 95 points scored in that game are Tulane's oldest football records.

O8	JEFFERSON	NEW ORLEANS	37-0	W
O12	UL Lafayette	NEW ORLEANS	95-0	W
O19	MISSISSIPPI COL.	NEW ORLEANS	19-6	W
O26	SAMFORD	NEW ORLEANS	35-0	W
N2	ALABAMA	NEW ORLEANS	0-7	L
N9	MISSISSIPPI STATE	NEW ORLEANS	27-24	W
N19	at Texas A&M	College Station, Texas	0-41	L
N28	LSU	NEW ORLEANS	3-21	L

1913 (3-5)

Head Coach: A.C. Hoffman

A.C. Hoffman replaced Mason as head coach and Tulane suffered its first losing season since 1910. The squad managed only three points in its five losses. The highlight of the season came in a 12-6 road win over Saint Louis. In that game, Tulane tackle Carl Woodward kicked a 52-yard field goal, a mammoth blast that stood as the school record for 51 years.

O11	JEFFERSON	NEW ORLEANS	13-0	W
O18	MISS. COLLEGE	NEW ORLEANS	3-32	L
O25	ALABAMA	NEW ORLEANS	0-26	L
N1	at Saint Louis	St. Louis, Mo.	12-6	W
N8	at Mississippi State	Starkville, Miss.	0-32	L
N15	Texas State	NEW ORLEANS	31-9	W
N22	at LSU	Baton Rouge, La.	0-40	L
N27	ARKANSAS	NEW ORLEANS	0-14	L

1914 (3-3-1)

Head Coach: E.R. Sweetland

E.R. Sweetland took over as head coach and Tulane improved its record to 3-3-1. There was a certain symmetry to the 1914 season as Tulane won its first three, lost three in a row and tied the season finale with LSU. The highlight of the season was an 82-0 thrashing of Centenary.

O17	UL Lafayette	NEW ORLEANS	33-0	W
O24	CENTENARY	NEW ORLEANS	82-0	W
O27	JEFFERSON	NEW ORLEANS	24-7	W
O31	at Alabama	Tuscaloosa, Ala.	0-58	L
N7	OLE MISS	NEW ORLEANS	6-20	L
N14	at Mississippi State	Jackson, Miss.	0-61	L
N26	LSU	NEW ORLEANS	0-0	T

1915 (4-4)

Head Coach: Clark Shaughnessy

As the storm clouds of war thickened in Europe, Tulane changed coaches again, but this move led to stability. A 23-year-old Minnesotan named Clark Shaughnessy took over the program and went on to become the school's winningest head coach. In his first year he produced Tulane's second consecutive break-even season with a 4-4 record. The first of his Tulane-record 59 wins was a 24-0 verdict over St. Paul in the 1915 season opener.

S25	at St. Paul	Unknown	24-0	W
O9	UL Lafayette	NEW ORLEANS	13-0	W
O16	SPRING HILL	NEW ORLEANS	36-13	W
O23	at Alabama	Tuscaloosa, Ala.	0-16	L
O30	MISS. COLLEGE	NEW ORLEANS	6-20	L
N13	SAMFORD	NEW ORLEANS	32-3	W
N18	at Florida	Gainesville, Fla.	7-14	L
N25	at LSU	Baton Rouge, La.	0-12	L

YEAR-BY-YEAR SUMMARIES

1916 (4-3-1)

Head Coach: Clark Shaughnessy

Shaughnessy continued to lay his foundation, leading Tulane to a 4-3-1 record. For the third year in a row, Tulane opened with three straight wins, only to struggle toward the end of the season. The season's only tie was with LSU, the second deadlock with the Tigers in three years. Earning his second of three football letters for Tulane that fall was a youngster named Felix Blanchard, whose son, "Doc" Blanchard, won the Heisman Trophy at Army during World War II. The trophy is named for John Heisman, whose Georgia Tech Yellow Jackets walloped Tulane 45-0 in 1916.

O14	SPRING HILL	NEW ORLEANS	14-0	W
O21	JEFFERSON	NEW ORLEANS	39-3	W
O27	Mississippi College	Jackson, Miss.	13-3	W
N4	at Georgia Tech	Atlanta, Ga.	0-45	L
N11	at Rice	Houston, Texas	13-23	L
N18	ALABAMA	NEW ORLEANS	33-0	W
N30	LSU	NEW ORLEANS	14-14	T
D9	GEORGETOWN	NEW ORLEANS	0-61	L

1917 (5-3)

Head Coach: Clark Shaughnessy

The United States had joined World War I by the time the 1917 football season rolled around and some schools had suspended play. The game went on at Tulane, however, and the team had a new stadium, located on the site of the A.B. Freeman School of Business. Tulane played its first game in the new concrete facility against Washington Artillery, winning 19-0.

The 1917 team won its first four games by a combined score of 131-0 and finished with a 5-3 record. The season ended with a 28-6 win over LSU, as a Tulane line led by Eva Talbot held the Tigers to only one first down.

O6	JEFFERSON	NEW ORLEANS	32-0	W
O13	SPRING HILL	NEW ORLEANS	28-0	W
O20	at Florida	Gainesville, Fla.	52-0	W
O27	WASH. ARTILLERY	NEW ORLEANS	19-0	W
N2	at Texas A&M	College Station, Texas	0-35	L
N10	GEORGIA TECH	NEW ORLEANS	0-46	L
N17	RICE	NEW ORLEANS	0-16	L
N29	at LSU	Baton Rouge, La.	28-6	W

1918 (4-1-1)

Head Coach: Clark Shaughnessy

As the World War escalated, Tulane faced mostly military opponents in 1918. The only loss in a 4-1-1 record was to Camp Pike. The Tulane defense shut out four of its six opponents and allowed only 16 points all season. In a 74-0 battering of UL Lafayette, Harold Gentling broke off a 95-yard run, the longest in Tulane history.

N2	CAMP SHELBY	NEW ORLEANS	7-0	W
N9	CAMP BEAUREGARD	NEW ORLEANS	13-6	W
N13	SPRING HILL	NEW ORLEANS	32-0	W
N16	CAMP PIKE	NEW ORLEANS	7-10	L
N23	PENSACOLA NAB	NEW ORLEANS	0-0	T
N28	UL Lafayette	NEW ORLEANS	74-0	W

1919 (6-2-1)

Head Coach: Clark Shaughnessy

World War I ended and the Shaughnessy program picked up speed as the team finished 6-2-1. The win over USL that ended the 1918 season and six wins to open the 1919 campaign were a school record seven wins in a row. A 7-7 tie with Georgia ended the winning streak. After a one-year break due to the war, the Tulane-LSU gridiron series resumed and it would stretch uninterrupted into the 1990s. A 73-0 win over Louisiana-Lafayette and a 49-0 win over Mississippi College highlighted the season.

O4	JEFFERSON	NEW ORLEANS	27-0	W
O11	UL Lafayette	NEW ORLEANS	73-0	W
O18	at Spring Hill	Jackson, Miss.	21-0	W
O25	OLE MISS	Atlanta, Ga.	27-12	W
N1	MISSISSIPPI COL.	Houston, Texas	49-0	W
N8	FLORIDA	NEW ORLEANS	14-2	W
N15	at Georgia	Augusta, Ga.	7-7	T
N22	LSU	NEW ORLEANS	6-27	L
N27	WASHINGTON & LEE	NEW ORLEANS	0-7	L

1920 (6-2-1)

Head Coach: Clark Shaughnessy

Another strong start and another 6-2-1 record tell the story of Tulane's 1920 season. The first four opponents were outscored by a combined 140-0 that fall.

Tulane then fell to Michigan after a long train ride to Ann Arbor that marked the program's first-ever intersectional contest. The team went on to shut out its next three opponents, the last of which was LSU, which fell 21-0 in Baton Rouge. The nickname "Green Wave" was affixed to the program that season and it endured. Coach Shaughnessy resigned after the season, but returned in 1922.

O2	UL Lafayette	NEW ORLEANS	79-0	W
O9	MISSISSIPPI COL.	NEW ORLEANS	29-0	W
O16	RICE	NEW ORLEANS	0-0	T
O23	OLE MISS	NEW ORLEANS	32-0	W
O30	at Michigan	Ann Arbor, Mich.	0-21	L
N6	at Florida	Tampa, Fla.	14-0	W
N13	MISSISSIPPI STATE	NEW ORLEANS	6-0	W
N25	at LSU	Baton Rouge, La.	21-0	W
D4	DETROIT	NEW ORLEANS	0-7	L

1921 (4-6)

Head Coach: Myron Fuller

Myron Fuller replaced Clark Shaughnessy as head coach and things did not work well. The Green Wave's record slid to 4-6, the first losing season for the program since 1913.

The 10-game schedule was the most ever for Tulane up to that point. The team won three of the first four before a collapse that saw only one win in the last six contests.

The only win during the skid was a 21-0 verdict over LSU. The last TD in the win over LSU came on a 65-yard punt return by a freshman named Alfred "Brother" Brown, who would go on to become one of Tulane's all-time great football players.

O1	MISSISSIPPI COL.	NEW ORLEANS	0-14	L
O8	OLE MISS	NEW ORLEANS	26-0	W
O15	at Rice	Houston, Texas	7-6	W
O22	MISSISSIPPI STATE	NEW ORLEANS	7-0	W
O29	at Detroit	Detroit, Mich.	10-14	L
N5	AUBURN	NEW ORLEANS	0-14	L
N12	at Washington (MO)	St. Louis, Mo.	6-14	L
N19	LSU	NEW ORLEANS	21-0	W
N24	CENTRE	NEW ORLEANS	0-21	L
D3	ALABAMA	NEW ORLEANS	7-13	L

YEAR-BY-YEAR SUMMARIES

1922 (4-4)

Head Coach: Clark Shaughnessy

Clark Shaughnessy returned to Tulane in 1922 and began laying the foundation for one of the greatest eras in the program's history by bringing in football players who would help to make Tulane a national power on the gridiron.

The season got off to a strong start as Tulane outscored the opposition 104-10 in racing to a 4-0 record. The final four games of the season were losses, however, and the final record was 4-4.

07	MISSISSIPPI COL.	NEW ORLEANS	30-0	W
014	SPRING HILL	NEW ORLEANS	30-10	W
021	CAMP BENNING	NEW ORLEANS	18-0	W
028	MISSISSIPPI STATE	NEW ORLEANS	26-0	W
N4	NORTH CAROLINA	NEW ORLEANS	12-19	L
N11	at Auburn	Montgomery, Ala.	0-19	L
N18	FLORIDA	NEW ORLEANS	6-27	L
N30	at LSU	Baton Rouge, La.	14-25	L

1923 (6-3-1)

Head Coach: Clark Shaughnessy

One of the highlights of 1923 for Tulane football was the hiring of assistant coach Bernie Bierman, who would eventually replace Clark Shaughnessy as Tulane head coach and go on to a Hall of Fame career himself.

The 1923 team compiled a 3-3-1 mark before finishing with a flourish by winning its last three games by a combined score of 58-8. Those three wins at the end of the 1923 season kicked off a school record eight-game winning streak and was the beginning of a four-season stretch where Tulane compiled a 21-1-1 record.

S29	UL Lafayette	NEW ORLEANS	20-2	W
06	MISSISSIPPI COL.	NEW ORLEANS	18-3	W
013	at Texas	Beaumont, Texas	0-33	L
020	LOUISIANA TECH	NEW ORLEANS	13-7	W
027	at Vanderbilt	Nashville, Tenn.	0-17	L
N3	at Tennessee	Knoxville, Tenn.	2-13	L
N10	at Auburn	Montgomery, Ala.	6-6	T
N17	OLE MISS	NEW ORLEANS	19-0	W
N24	LSU	NEW ORLEANS	20-0	W
N29	WASHINGTON (MO)	NEW ORLEANS	19-8	W

1924 (8-1)

Head Coach: Clark Shaughnessy

Tulane football exploded into national prominence in 1924, setting a new school record for wins with the only loss a 14-6 defeat to Mississippi State. The team won its first five, lost to MSU, then won its last three as captain Brother Brown led the offensive charge with several 100-yard rushing efforts.

Guard Milton Levy and backs Brown and Charles "Peggy" Flournoy were named All-Southern for their play in 1924 as the Green Wave outscored the opposition 201-59 over the course of the season.

S27	UL Lafayette	NEW ORLEANS	14-0	W
04	MISSISSIPPI COL.	NEW ORLEANS	32-7	W
011	LOUISIANA TECH	NEW ORLEANS	42-12	W
018	VANDERBILT	NEW ORLEANS	21-13	W
025	SPRING HILL	NEW ORLEANS	33-0	W
N1	MISSISSIPPI STATE	NEW ORLEANS	6-14	L
N8	at Auburn	Montgomery, Ala.	14-6	W
N15	TENNESSEE	NEW ORLEANS	26-7	W
N27	at LSU	Baton Rouge, La.	13-0	W

1925 (9-0-1)

Head Coach: Clark Shaughnessy

For the second year in a row, Tulane set a school record for wins in a season as Clark Shaughnessy's finest Tulane team finished 9-0-1. The tie came against Missouri in game two and nobody else came within 10 points of this juggernaut.

All-American Charles "Peggy" Flournoy, one of the game's best punters, was also a threat toting the football and established TU records for touchdowns and points in a season and in a game that endure to this day.

The 1925 team exploded to a 77-0 win over Louisiana College in the season opener as captain Lester Lautenschlaeger returned two punts for touchdowns. The Wave did not give up two TDs in any game and scored in double figures against everyone but Missouri.

Guard Milton Levy and Flournoy were named All-Southern for the second season in a row on a team full of stars that outscored the opposition by a combined 246-32. Tulane's administration turned down a Rose Bowl bid because the trip would keep the team away from its studies.

S26	LOUISIANA COLLEGE	NEW ORLEANS	77-0	W
03	MISSOURI	NEW ORLEANS	6-6	T
010	OLE MISS	NEW ORLEANS	26-7	W
017	MISSISSIPPI STATE	NEW ORLEANS	25-3	W
024	at Northwestern	Evanston, Ill.	18-7	W
031	at Auburn	Montgomery, Ala.	13-0	W
N7	LOUISIANA TECH	NEW ORLEANS	37-9	W
N14	SEWANEE	NEW ORLEANS	14-0	W
N21	at LSU	Baton Rouge, La.	16-0	W
N26	at Centenary	Shreveport, La.	14-0	W

1926 (3-5-1)

Head Coach: Clark Shaughnessy

Tulane moved into its brand-new home on Willow Street on Oct. 23, even as Clark Shaughnessy was coaching his last season at Tulane and suffering his only losing campaign.

A 40-0 romp over Louisiana Tech got the season off to a promising start, but the team scored more than 10 points only once the rest of the season and finished 3-5-1.

S25	LOUISIANA TECH	NEW ORLEANS	40-0	W
02	at Missouri	Columbia, Mo.	0-0	T
09	at Georgia Tech	Atlanta, Ga.	6-9	L
016	at New York	New York, N.Y.	0-21	L
023	AUBURN	NEW ORLEANS	0-2	L
030	OLE MISS	NEW ORLEANS	6-0	W
N6	at Mississippi State	Starkville, Miss.	0-14	L
N13	at Sewanee	Sewanee, Tenn.	19-7	W
N25	LSU	NEW ORLEANS	0-7	L

1927 (2-5-1)

Head Coach: Bernie Bierman

Former assistant coach Bernie Bierman, who had been head coach at Mississippi State for two years, returned to Tulane as head coach. Although Bierman was ultimately to lead Tulane football to its greatest heights, his first season ended with a 2-5-1 record. It marked the first time the Green Wave suffered back-to-back losing seasons since 1905-06 and it did not happen again until 1945-46.

The Green Wave defeated Ole Miss in the season opener and LSU in the season finale for its only two wins that fall. It was a dark period for a program used to better times, but the seed of future success was present in halfback Bill Banker, who helped Tulane back to prosperity quickly.

01	OLE MISS	NEW ORLEANS	19-7	W
08	at Georgia Tech	Atlanta, Ga.	6-13	L
015	MISSISSIPPI STATE	NEW ORLEANS	6-13	L
022	at Vanderbilt	Nashville, Tenn.	0-32	L
029	GEORGIA	NEW ORLEANS	0-31	L
N5	AUBURN	NEW ORLEANS	6-6	T
N12	at Sewanee	Sewanee, Tenn.	6-12	L
N24	at LSU	Baton Rouge, La.	13-6	W

YEAR-BY-YEAR SUMMARIES

1928 (6-3-1)

Head Coach: Bernie Bierman

Bernie Bierman showed he had things pointed in the right direction when the Green Wave slaughtered its first two 1928 opponents by a combined score of 116-6 as Lake Charles native Bill Banker, the "Blond Blizzard," scored eight TDs.

Captain Charles Rucker led a strong offensive line that helped the Green Wave outscore the opposition 264-76 that fall.

A narrow loss to Georgia Tech started a three-game losing streak, but when that streak was over, Tulane did not lose again for nearly two years. From Nov. 3, 1928, until Bierman left the program after the 1932 Rose Bowl, Tulane compiled a football record of 32-2-1.

S29	at Northwestern State	Natchitoches, La.	65-0	W
O6	at Mississippi State	Starkville, Miss.	51-6	W
O13	GEORGIA TECH	NEW ORLEANS	0-12	L
O20	VANDERBILT	NEW ORLEANS	6-13	L
O27	at Georgia	Athens, Ga.	14-20	L
N3	MILLSAPS	NEW ORLEANS	27-0	W
N10	AUBURN	NEW ORLEANS	13-12	W
N17	SEWANEE	NEW ORLEANS	41-6	W
N24	LOUISIANA COLLEGE	NEW ORLEANS	47-7	W
N29	LSU	NEW ORLEANS	0-0	T

1929 (9-0)

Head Coach: Bernie Bierman

Coach Bernie Bierman led a team of Tulane future legends to a 9-0 finish that featured five shutouts and plenty of offensive fireworks. Captain Bill Banker ended his magnificent Tulane career with All-America recognition. His name remains a fixture in the Tulane record book.

Running behind a ferocious line anchored by All-Southern center Lloyd "Preacher" Roberts, Banker and fellow halfback Ike Armstrong shredded opposing defenses as the Wave outscored the other side 297-45.

Making his first appearance for the Green Wave that fall was a young Arkansan named Jerry Dalrymple, whose end play during his three-year career led many to consider him the finest player in Tulane history.

S28	NORTHWESTERN ST	NEW ORLEANS	40-6	W
O5	TEXAS A&M	NEW ORLEANS	13-10	W
O12	MISSISSIPPI STATE	NEW ORLEANS	34-0	W
O19	UL Lafayette	NEW ORLEANS	60-0	W
O26	GEORGIA TECH	NEW ORLEANS	20-14	W
N2	at Georgia	Columbus, Ga.	21-15	W
N9	AUBURN	NEW ORLEANS	52-0	W
N16	SEWANEE	NEW ORLEANS	18-0	W
N28	at LSU	Baton Rouge, La.	21-0	W

1930 (8-1)

Head Coach: Bernie Bierman

When the 1930 team lost the second game of the season to Northwestern on a chilly October afternoon in Chicago, it snapped a school-record 10-game winning streak. When the team roared back to beat Texas A&M the next weekend, a new streak was started and it stretched to the current school record of 18 wins in a row.

In fashioning an 8-1 record, Tulane outscored the opposition 263-30 in 1930, shutting out six of its nine opponents behind the end play of All-American Jerry Dalrymple. Sophomore Don Zimmerman replaced Bill Banker as Tulane's top offensive threat and would go on to All-America recognition himself.

S27	UL Lafayette	NEW ORLEANS	84-0	W
O4	at Northwestern	Evanston, Ill.	0-14	L
O11	at Texas A&M	College Station, Texas	19-9	W
O18	B'HAM-SOUTHERN	NEW ORLEANS	21-0	W
O25	at Georgia Tech	Atlanta, Ga.	28-0	W
N1	MISSISSIPPI STATE	NEW ORLEANS	53-0	W
N8	AUBURN	NEW ORLEANS	21-0	W
N15	GEORGIA	NEW ORLEANS	25-0	W
N27	LSU	NEW ORLEANS	12-7	W



While Tulane's 1931 team (above) was arguably the best in school history, it was not the first Green Wave squad to earn a bid to the Rose Bowl. The 1925 Greenies also were selected but turned down the offer due to the amount of time the student-athletes would be away from their studies.

1931 (11-1)

Head Coach: Bernie Bierman

Arguably the best team in Tulane history, the 1931 team shut out eight of its regular season opponents, set a school record for wins, finished the regular season unbeaten at 11-0 and earned a Rose Bowl bid. Outscoring the opposition by an awesome 338-35, the team allowed only one regular season opponent within 14 points. Future Tulane Hall of Famers Lefty Haynes, John Scafide, Jerry Dalrymple, Red Dawson, Wop Glover, Don Zimmerman and Nollie Felts all started on offense in the Rose Bowl.

The unquestioned leader of this great team was Dalrymple, Tulane's first consensus All-American. Dalrymple's aggressive end play helped Tulane shut out eight of its first nine opponents in 1931, and 13 of 15 over a stretch dating back to the middle of the 1930 season. Offensively, Zimmerman's rushing and passing established an individual total offense record (1,459 yards) that endured 48 years.

The Rose Bowl encounter saw USC grab a 21-0 third quarter lead, only to have Tulane roar back on a Zimmerman-to-Haynes TD pass and a TD run by Glover that closed it to 21-12 before the Green Wave rally fell short.

S26	OLE MISS	NEW ORLEANS	31-0	W
O3	TEXAS A&M	NEW ORLEANS	7-0	W
O10	SPRING HILL	NEW ORLEANS	40-0	W
O17	at Vanderbilt	Nashville, Tenn.	19-0	W
O24	GEORGIA TECH	NEW ORLEANS	33-0	W
O31	MISSISSIPPI STATE	NEW ORLEANS	59-7	W
N7	at Auburn	Montgomery, Ala.	27-0	W
N14	at Georgia	Athens, Ga.	20-0	W
N21	SEWANEE	NEW ORLEANS	40-0	W
N28	LSU	NEW ORLEANS	34-7	W
D5	WASHINGTON STATE	NEW ORLEANS	28-14	W
<u>ROSE BOWL</u>				
J1	Southern Cal	Pasadena, Calif.	12-21	L 75,562

1932 (6-2-1)

Head Coach: Ted Cox

Ted Cox, an assistant to Bernie Bierman since 1927, took over the head coaching reins and the winning tradition continued. All-American Don Zimmerman was a leader on both sides of the ball as he ended his career as Tulane's all-time leader in total offense and passes intercepted, setting records that lasted until the 1970s.

The Green Wave beat some big-time football teams in spite of being hard hit by graduation, but finishing 6-2-1 was considered a definite "rebuilding" effort for the Tulane program of that day. The Green Wave lost to LSU for the first time since 1926.

O1	TEXAS A&M	NEW ORLEANS	26-14	W
O8	GEORGIA	NEW ORLEANS	34-25	W
O15	VANDERBILT	NEW ORLEANS	6-6	T
O22	AUBURN	NEW ORLEANS	7-19	L
O29	SOUTH CAROLINA	NEW ORLEANS	6-0	W
N5	at Georgia Tech	Atlanta, Ga.	20-14	W
N12	at Kentucky	Lexington, Ky.	6-3	W
N19	SEWANEE	NEW ORLEANS	26-9	W
N26	at LSU	Baton Rouge, La.	0-14	L

YEAR-BY-YEAR SUMMARIES

1933 (6-3-1, 4-2-1 SEC)

Head Coach: Ted Cox

As Tulane began its charter membership in the Southeastern Conference, Coach Ted Cox rallied his team to a 6-3-1 finish. The 1933 team lost its first two games, the first time Tulane was beaten in consecutive games since 1928, but the team lost only once more the rest of the year.

On Oct. 21, Howard "Bucky" Bryan returned a kickoff 100 yards on a muddy field to beat Georgia Tech 7-0.

S29	TEXAS A&M	NEW ORLEANS	6-13	L
O7	at Georgia*	Athens, Ga.	13-26	L
O14	MARYLAND	NEW ORLEANS	20-0	W
O21	at Georgia Tech*	Atlanta, Ga.	7-0	W
O28	AUBURN*	NEW ORLEANS	7-13	L
N4	at Colgate	Hamilton, N.Y.	7-0	W
N11	MISSISSIPPI STATE*	NEW ORLEANS	33-0	W
N18	KENTUCKY*	NEW ORLEANS	34-0	W
N25	SEWANEE*	NEW ORLEANS	26-9	W
D2	LSU*	NEW ORLEANS	7-7	T



The legendary Claude Simons led the 1934 Greenies to a 10-1 season, an SEC Championship, and a victory in the inaugural Sugar Bowl.

1934 (10-1, 8-0 SEC)

Head Coach: Ted Cox

All-American Claude "Little Monk" Simons, son of legendary Green Wave trainer Claude "Big Monk" Simons, did everything but cut the grass as he led the way to a 10-1 record that included a 20-14 win over Temple in the first Sugar Bowl game. Simons led the team in rushing, passing and scoring, played great defense, punted well and returned kicks for TDs.

Coach Ted Cox's finest Tulane team's only loss was to Colgate before 50,000 fans in Yankee Stadium. Tulane and Alabama tied for the SEC Championship that fall with 7-0 conference records.

Simons took a lateral from Bucky Bryan on a punt and returned it 45 yards for a fourth quarter TD to beat LSU, 13-12, to earn the bowl bid.

In the Sugar Bowl game, Simons took a lateral from John McDaniel on a kickoff and brought it 85 yards for Tulane's first score to cut the Temple lead to 14-7. End Red Hardy caught second half TD passes from Bryan and Barney Mintz to give the Green Wave a 20-14 win and its first bowl victory.

SOUTHEASTERN CONFERENCE CHAMPIONS

S29	CHATTANOOGA	NEW ORLEANS	41-0	W
O6	AUBURN*	NEW ORLEANS	13-0	W
O13	at Florida*	Gainesville, Fla.	28-12	W
O20	GEORGIA*	NEW ORLEANS	7-6	W
O27	GEORGIA TECH*	NEW ORLEANS	20-12	W
N3	OLE MISS*	NEW ORLEANS	15-0	W
N10	at Colgate	Hamilton, N.Y.	6-20	L
N17	at Kentucky*	Lexington, Ky.	20-7	W
N24	SEWANEE*	NEW ORLEANS	32-0	W
D1	at LSU*	Baton Rouge, La.	13-12	W
J1	TEMPLE	SUGAR BOWL • Att. 22,026 NEW ORLEANS	20-14	W

1935 (6-4, 3-3 SEC)

Head Coach: Ted Cox

The Green Wave posted its eighth consecutive winning season, but a 6-4 record was not enough to save Coach Ted Cox's job. Tulane got revenge on the Colgate team that dealt the Wave its only loss of 1934 when Barney Mintz's 90-yard interception return sparked a 14-6 win.

A 41-0 loss to LSU in the season finale was the final straw, however, and Cox became the only Tulane coach with a winning record ever to be fired. He stands as the only Tulane football coach of more than two seasons who never failed to field a winning team. Cox was replaced as head coach by Lowell "Red" Dawson, quarterback of the 1931 Rose Bowl team.

S28	VMI	NEW ORLEANS	44-0	W
O5	AUBURN*	NEW ORLEANS	0-10	L
O12	FLORIDA*	NEW ORLEANS	19-7	W
O19	at Minnesota	Minneapolis, Minn.	0-20	L
O26	SEWANEE*	NEW ORLEANS	33-0	W
N2	COLGATE	NEW ORLEANS	14-6	W
N9	GEORGIA*	NEW ORLEANS	13-26	L
N16	KENTUCKY*	NEW ORLEANS	20-13	W
N23	NORTHWESTERN ST	NEW ORLEANS	13-0	W
N30	LSU*	NEW ORLEANS	0-41	L

1936 (6-3-1, 2-3-1 SEC)

Head Coach: Red Dawson

Red Dawson's first Tulane team finished 6-3-1 and started the tradition of strong defense that was the hallmark of his tenure. Six of the 1936 opponents were held to less than 10 points, including Auburn, who Tulane tied 0-0. A four-game winning streak at mid-year was the season highlight, but the team took another thumping (33-0) from LSU at the end.

Dawson went national in his recruiting and began to bring in players that would lead Tulane football back to national prominence.

S26	OLE MISS*	NEW ORLEANS	7-6	W	
O3	AUBURN*	NEW ORLEANS	0-0	T	
O10	CENTENARY	NEW ORLEANS	19-0	W	
O17	at Colgate	Hamilton, N.Y.	28-6	W	
O24	NORTH CAROLINA	NEW ORLEANS	18/NR	21-7	W
O31	LOUISIANA TECH	NEW ORLEANS	9/NR	22-13	W
N7	at Alabama*	Birmingham, Ala.	10/14	7-34	L
N14	GEORGIA*	NEW ORLEANS		6-12	L
N21	SEWANEE*	NEW ORLEANS		53-6	W
N28	at LSU*	Baton Rouge, La.	19/2	0-33	L

1937 (5-4-1, 2-3-1 SEC)

Head Coach: Red Dawson

The 1937 Tulane team finished 5-4-1, the program's 10th consecutive winning season. Eight of the 10 opponents scored less than 10 points and the team featured the running attack expected of a Red Dawson-coached squad. The highlight of the season was an 84-0 thrashing of Mississippi College, which saw Tulane rush for a school-record 638 yards, while the opposition gained only seven.

S25	CLEMSON	NEW ORLEANS	7-0	W	
O2	AUBURN*	NEW ORLEANS	0-0	T	
O9	MISSISSIPPI COLLEGE	NEW ORLEANS	84-0	W	
O16	at Colgate	Hamilton, N.Y.	7-6	W	
O23	at North Carolina	Chapel Hill, N.C.	0-13	L	
O30	OLE MISS*	NEW ORLEANS	14-7	W	
N6	ALABAMA*	NEW ORLEANS	19/2	6-9	L
N13	at Georgia*	Athens, Ga.		6-7	L
N20	SEWANEE*	NEW ORLEANS		13-7	W
N27	LSU*	NEW ORLEANS	NR/8	7-20	L

YEAR-BY-YEAR SUMMARIES

1938 (7-2-1, 4-1-1 SEC) Head Coach: Red Dawson

Coach Red Dawson's program began to take hold in 1938 as Tulane won seven of its last eight games to finish 7-2-1. The only losses were by three points each to Clemson and Alabama. All-America end Ralph Wenzel and All-SEC running back Warren Brunner led the charge, but good football players walked the Tulane campus in numbers. Five opponents failed to cross the Tulane goal line that fall.

The Green Wave beat LSU for the first time since 1934, but the game was marred by a massive brawl that spilled over into the cane fields that surrounded Tiger Stadium in those days. The battle would stop momentarily when the band played the national anthem, only to resume when the last note sounded.

		FINAL RANKING: 19th AP			
S24	CLEMSON	NEW ORLEANS	10-13	L	
O1	AUBURN*	NEW ORLEANS	0-0	T	
O8	at North Carolina	Chapel Hill, N.C.	17-14	W	
O15	RICE	NEW ORLEANS	26-17	W	
O22	MERCER	NEW ORLEANS	51-0	W	
O29	MISSISSIPPI STATE*	NEW ORLEANS	27-0	W	
N5	at Alabama*	Birmingham, Ala.	NR/15	0-3	L
N12	GEORGIA*	NEW ORLEANS	28-6	W	
N19	SEWANEE*	NEW ORLEANS	38-0	W	
N26	LSU*	NEW ORLEANS	14-0	W	

1939 (8-1-1, 5-0 SEC) Head Coach: Red Dawson

The 1939 team was one of Tulane's finest, finishing the regular season unbeaten and dropping a hotly-contested 14-13 decision to Texas A&M in the Sugar Bowl. Captain Paul Krueger led a blue-collar team through a tough schedule and won with defense and a punishing running game.

Coach Red Dawson assembled this team from 13 states and the Panama Canal Zone. Five of nine regular season opponents were shut out and two others scored only once. At one point, the Dawson juggernaut shut out three consecutive opponents by a combined score of 90-0.

End Ralph Wenzel and tackle Harley McCollum earned All-America recognition and guard Tommy O'Boyle and back Bobby "Jitterbug" Kellogg were named All-SEC.

When the regular season ended 8-0-1, Tulane was matched with unbeaten Texas A&M in the Sugar Bowl, and the game was a great one. A&M led 7-0 at the half, but Kellogg returned a punt 75 yards to tie it in the third period. Tough running by Fred Cassibry set up a TD rush by Monette Butler that staked Tulane to a 13-7 lead after the conversion was blocked. The Aggies struck back through the air, scoring the winning TD on a pass and lateral that Tulane hotly-contested was an illegal "pick" play. The TD stood, and one of Tulane's great football teams had suffered its only loss.



Paul Krueger captained a blue-collar Tulane team which earned a bid to the 1939 Sugar Bowl.

		FINAL RANKING: 5th AP			
		Southeastern Conference Champions			
S30	CLEMSON	NEW ORLEANS	7-6	W	
O7	AUBURN*	NEW ORLEANS	12-0	W	
O14	FORDHAM	NEW ORLEANS	7-0	W	
O21	NORTH CAROLINA	NEW ORLEANS	14-14	T	
O28	OLE MISS*	NEW ORLEANS	9/14	18-6	W
N11	ALABAMA*	NEW ORLEANS	7/20	13-0	W
N18	at Columbia	New York, N.Y.	6/NR	25-0	W
N25	SEWANEE*	NEW ORLEANS	5/NR	52-0	W
D2	LSU*	NEW ORLEANS	5/NR	33-20	W 41,531
		SUGAR BOWL			
J1	TEXAS A&M	NEW ORLEANS	5/1	13-14	L 73,000

1940 (5-5, 1-3 SEC) Head Coach: Red Dawson

Hit hard by graduation, Tulane's 1940 team posted a 5-5 record, marking the first time since 1927 that the Green Wave did not field a winning football team. Coach Red Dawson rallied the troops after the season started 0-3, but a loss to LSU in the season finale prevented a winning campaign. Guard Tommy O'Boyle earned All-America recognition as he led the charge for Dawson's ground-oriented attack. The 1940 team still holds the season record for rushing attempts with 649.

S28	BOSTON COLLEGE	NEW ORLEANS	7-27	L	
O5	AUBURN*	NEW ORLEANS	14-20	L	
O12	at Fordham	Bronx, N.Y.	7-20	L	
O19	RICE	NEW ORLEANS	15-6	W	
O26	at North Carolina	Chapel Hill, N.C.	14-13	W	
N2	CLEMSON	NEW ORLEANS	NR/10	13-0	W
N9	at Alabama*	Birmingham, Ala.	6-13	L	
N16	GEORGIA*	NEW ORLEANS	21-13	W	
N23	N'WESTERN ST.	NEW ORLEANS	47-0	W	
N30	at LSU*	Baton Rouge, La.	0-14	L	30,799

1941 (5-4, 2-3 SEC) Head Coach: Red Dawson

The nation drifted toward World War II as Red Dawson delivered a winning record in his last season as Tulane head coach. The 1941 team finished 5-4 and displayed a bit more offense than Dawson's previous squads, scoring better than 30 points in four of their five wins.

Ernie Blandin led the way from his tackle spot and was named a consensus All-American after the season. Bobby Glass, who would be killed in action in World War II, led the rushing attack with 683 yards and eight TDs. Lou Thomas established a season record with an average of 6.8 yards total offense per play, and also returned a kickoff 100 yards in a 52-6 win over North Carolina.

S27	BOSTON COLLEGE	NEW ORLEANS	21-7	W	
O4	AUBURN*	NEW ORLEANS	32-0	W	
O11	at Rice	Houston, Texas	9-10	L	
O18	NORTH CAROLINA	NEW ORLEANS	17/NR	52-6	W
O25	OLE MISS*	NEW ORLEANS	10/NR	13-20	L
N1	at Vanderbilt*	Nashville, Tenn.	NR/10	34-14	W
N8	ALABAMA*	NEW ORLEANS	14/NR	14-19	L
N15	at New York	New York, N.Y.	45-0	W	
N29	LSU*	NEW ORLEANS	0-19	L	50,764

1942 (4-5, 1-4 SEC) Head Coach: Claude Simons, Jr.

Claude "Little Monk" Simons, an All-American for the Green Wave in 1934, took over the head coaching reins from Red Dawson and was faced with putting together a football team during the chaos of World War II. Players were leaving for military service, while others were coming to campus from other universities to participate in military training programs.

Simons led the Wave against a nine-game schedule and wound up with a 4-5 record, Tulane's first losing season since 1927. The season started off well as Tulane journeyed west to defeat the USC Trojans, 27-13. A three-game losing skid to conclude the season ended hopes of a winning campaign.

Lou Thomas led the team in rushing and passing.

S26	at Southern Cal	Los Angeles, Calif.	27-13	W	
O3	AUBURN*	NEW ORLEANS	13-27	L	
O10	RICE	NEW ORLEANS	18-7	W	
O17	at Georgia*	Athens, Ga.	NR/2	0-40	L
O24	NORTH CAROLINA	NEW ORLEANS	NR/19	29-14	W
O31	VANDERBILT*	NEW ORLEANS	28-21	W	
N7	MISSISSIPPI STATE*	NEW ORLEANS	0-7	L	
N14	GA. NAVY P-F	NEW ORLEANS	0-7	L	
N26	at LSU*	Baton Rouge, La.	6-18	L	30,071

YEAR-BY-YEAR SUMMARIES

1943 (3-3, 1-1 SEC) Head Coach: Claude Simons, Jr.

The six games Tulane played in 1943 were the fewest since the wartime year of 1918, and Monk Simons led his second Green Wave squad to a 3-3 record. End Ray Olsen, guard Gaston Bourgeois, center Lester Gatewood and back Joe Renfroe all earned All-SEC recognition that fall. Bourgeois, a 16-year-old freshman, started for Tulane for four years and earned All-SEC recognition each season. The 1943 victories came over Rice, SMU and LSU.

02	MEMPHIS NAVY	NEW ORLEANS	7-41	L	
09	at Rice	Houston, Texas	33-0	W	
023	SMU	NEW ORLEANS	12-6	W	
030	GA. NAVY P-F	NEW ORLEANS	13-14	L	
N13	GEORGIA TECH*	NEW ORLEANS	NR/19	L	
N20	LSU*	NEW ORLEANS	27-0	W	35,893

1944 (4-3, 1-2 SEC) Head Coach: Claude Simons, Jr.

Monk Simons fielded his only winning team in 1944 as the squad finished another war-abbreviated schedule 4-3.

This team enjoyed considerable success on the ground as it rushed for more than 300 yards four times, the only Tulane team since 1940 to do so. The biggest victims of the Tulane running game were Clemson (504 yards) and SMU (417 yards). Dub Jones led Wave rushers with 700 yards and earned All-America recognition.

07	at Notre Dame	South Bend, Ind.	0-26	L	45,000
014	RICE	NEW ORLEANS	21-0	W	30,000
021	AUBURN*	NEW ORLEANS	16-13	W	
028	SMU	NEW ORLEANS	27-7	W	22,000
N11	at Georgia Tech*	Atlanta, Ga.	NR/13	L	
N18	CLEMSON	NEW ORLEANS	36-20	W	10,000
D2	at LSU*	Baton Rouge, La.	6-25	L	25,248

1945 (2-6-1, 1-3-1 SEC) Head Coach: Claude Simons, Jr.

The wartime shuffling of players on and off campus finally caught up with Tulane, and the 2-6-1 record in 1945 was the school's worst since 1910. Coach Monk Simons had his team off to a 2-2-1 start in his final season, but then saw his team suffer through a four-game losing streak at the end.

Ernest Crouch produced one of the highlights of the season by returning two interceptions for touchdowns in a 19-7 win over SMU, a single-game record that still stands.

06	FLORIDA*	NEW ORLEANS	6-6	T	20,000
013	at Rice	Houston, Texas	7-13	L	14,000
020	AUBURN*	NEW ORLEANS	14-20	L	
027	SMU	NEW ORLEANS	19-7	W	28,000
N3	MISSISSIPPI STATE*	NEW ORLEANS	NR/15	W	25,000
N10	GEORGIA TECH*	NEW ORLEANS	7-41	L	30,000
N17	CLEMSON	NEW ORLEANS	20-47	L	18,000
N24	NOTRE DAME	NEW ORLEANS	NR/5	L	63,000
D1	LSU*	NEW ORLEANS	0-33	L	52,644

1946 (3-7, 2-4 SEC) Head Coach: Henry Frnka

Coach Henry Frnka moved to Tulane to take over the football program after leading Tulsa to four bowl games, including two Sugar Bowls. The initial results were disappointing, but Frnka was laying a foundation that would produce significant success for the Green Wave in the late 1940s.

One of the keys to that foundation was New Orleanian Eddie Price, just out of the Navy and about to become one of the most feared rushers in college football. Price played sparingly early in his freshman year, but still led Tulane in rushing with 309 yards.

The 1946 team ended with a 3-7 record as military veterans like Bennie Ellender, O.J. Key, Ken Tarzetti, Vic Klein and Don Fortier returned to campus to help Frnka rebuild Tulane football fortunes.

S28	ALABAMA*	NEW ORLEANS	6-7	L	64,371
O5	FLORIDA*	NEW ORLEANS	27-13	W	35,000
O12	RICE	NEW ORLEANS	6-25	L	45,000
O19	AUBURN*	NEW ORLEANS	32-0	W	35,000
O26	MISSISSIPPI STATE*	NEW ORLEANS	7-14	L	45,000
N9	CLEMSON	NEW ORLEANS	54-13	W	25,301
N16	at Georgia Tech*	Atlanta, Ga.	NR/7	L	32,000
N23	NOTRE DAME	NEW ORLEANS	NR/2	L	65,841
N30	at LSU*	Baton Rouge, La.	NR/9	L	46,000
D21	SOUTHERN CAL	NEW ORLEANS	13-20	L	25,000

1947 (2-5-2, 2-3-2 SEC) Head Coach: Henry Frnka

Henry Frnka's second Green Wave team finished 2-5-2, but some of the pieces of the squad that exploded to success in 1948 were beginning to fall into place.

Sophomore Eddie Price led Tulane in rushing again. Against Auburn, Price rambled for 103 yards and Johnny Campora added 104 as Tulane rolled up 431 yards on the ground in a 40-0 win.

Against Alabama in the season opener, Price returned a kickoff 100 yards and Bennie Ellender came right back with a TD pass to Ray Prats as Tulane exploded for two quick TDs that keyed a 21-20 win.

S27	ALABAMA*	NEW ORLEANS	21-20	W
O4	GEORGIA TECH*	NEW ORLEANS	0-20	L
O11	at Rice	Houston, Texas	NR/16	L
O18	OLE MISS*	NEW ORLEANS	14-27	L
O25	AUBURN*	NEW ORLEANS	40-0	W
N1	MISSISSIPPI STATE*	NEW ORLEANS	0-20	L
N15	FLORIDA*	NEW ORLEANS	7-7	T
N22	at Notre Dame	South Bend, Ind.	NR/2	L
D6	LSU*	NEW ORLEANS	6-6	T

1948 (9-1, 5-1 SEC) Head Coach: Henry Frnka

Junior Eddie Price led the Green Wave to a 9-1 record with 1,178 yards rushing, as he gained at least 100 yards in seven of the team's 10 games.


Coach Henry Frnka also crafted a strong passing attack that fall, as sophomore Joe Ernst threw for 809 yards and Dick Sheffield set a season record that lasted 22 years by averaging 18.6 yards per catch.

Operating behind a forward wall that included All-SEC tackle Paul Lea and center Stan Kottemann, Price and Ernst helped the Wave end the season on an eight-game winning streak as the only loss came to Georgia Tech in game two.

Defensively, linebacker Bill Svoboda and defensive back Bobby Jones led a unit that shut out four opponents and did not allow anyone to score more than twice. The season ended on a pleasant note as Tulane swamped LSU 46-0 in Baton Rouge. The team was richly deserving of a bowl invite but got none.

<u>FINAL RANKING: 13th AP</u>					
S25	ALABAMA*	NEW ORLEANS	21-14	W	
O2	at Georgia Tech*	Atlanta, Ga.	7-13	L	
O9	SOUTH CAROLINA	NEW ORLEANS	14-0	W	
O16	OLE MISS*	NEW ORLEANS	NR/10	W	
O23	AUBURN*	NEW ORLEANS	17/NR	W	
O30	MISSISSIPPI STATE*	NEW ORLEANS	19/NR	W	
N6	VMI	NEW ORLEANS	20/NR	W	
N13	BAYLOR	NEW ORLEANS	35-13	W	
N20	at Cincinnati	Cincinnati, Ohio	14/NR	W	
N27	at LSU*	Baton Rouge, La.	14/NR	W	

YEAR-BY-YEAR SUMMARIES



Eddie Price led the Green Wave to the 1949 SEC title as a senior. It was one of three SEC titles won by the Green Wave from 1934 to 1949.

1949 (7-2-1, 5-1 SEC) Head Coach: Henry Frnka

All-American Eddie Price ran wild again, rushing for 1,137 yards in only nine games as Tulane finished 7-2-1. Price ended his fabulous career as the NCAA's all-time leading rusher with 3,095 career yards. He rushed for 238 yards against Navy that season in his finest career performance, and had five games over 100 yards in the nine he played.

The team won its first three games to stretch the school's winning streak to 11. The only losses were to Notre Dame and LSU. A big upset by LSU in the season finale probably cost Tulane a bowl berth.

Tackle Paul Lea was named All-SEC for the second season in a row, and Jimmy Glisson set school records in the secondary with four interceptions in one game and nine in a season.

SOUTHEASTERN CONFERENCE CHAMPIONS

S24	Alabama*	Mobile, Ala.		28-14	W
O1	GEORGIA TECH*	NEW ORLEANS		18-0	W
O8	SOUTHEASTERN LA	NEW ORLEANS	4/NR	40-0	W
O15	at Notre Dame	South Bend, Ind.	4/1	7-46	L
O22	AUBURN*	NEW ORLEANS	20/NR	14-6	W
O29	MISSISSIPPI STATE*	NEW ORLEANS		54-6	W
N5	NAVY	NEW ORLEANS		21-21	T
N12	at Vanderbilt*	Nashville, Tenn.		41-14	W
N19	at Virginia	Charlottesville, Va.	19/NR	28-14	W
N26	LSU*	NEW ORLEANS	10/13	0-21	L

79,292

1950 (6-2-1, 3-1-1 SEC) Head Coach: Henry Frnka

Coach Henry Frnka led the Green Wave to its third consecutive winning season with a 6-2-1 record. Harold Waggoner replaced Price as the team's top rusher, and he set a new season record by averaging 6.8 yards per carry.

Quarterback Joe Ernst set a new Tulane record with 990 passing yards. In a 27-0 win over Navy, he connected with Joe Shinn 10 times for 152 yards. Ernst's yardage record lasted 19 years, while Shinn's single-game receiving marks stood for 32 seasons. Tackle Paul Lea was named All-SEC for the third year in a row, the only Tulane player to ever achieve this honor.

FINAL RANKING: 20th AP

S30	ALABAMA*	NEW ORLEANS		14-26	L
O7	LA COLLEGE	NEW ORLEANS		64-0	W
O14	NOTRE DAME	NEW ORLEANS	NR/10	9-13	L
O21	OLE MISS*	NEW ORLEANS		27-20	W
O28	at Auburn*	Auburn, Ala.		28-0	W
N11	at Navy*	Baltimore, Md.		27-0	W
N18	VIRGINIA	NEW ORLEANS		42-18	W
N25	VANDERBILT*	NEW ORLEANS		35-6	W
D2	LSU*	NEW ORLEANS	20/NR	14-14	T

1951 (4-6, 1-5 SEC) Head Coach: Henry Frnka

Tulane posted a losing 4-6 mark in Coach Henry Frnka's final season. Facing an athletic deficit, the university put football on an austerity program and limited the number of scholarships. Coach Frnka left Tulane after the 1951 season with 31 wins.

A lanky Texan named Max McGee, who went on to earn fame in the NFL as a wide

receiver, led Tulane rushers as a sophomore with 537 yards. W.C. McElhannon led the team with 33 receptions and Lester Kennedy just missed the school record with eight interceptions.

S29	MIAMI (FLA)	NEW ORLEANS		21-7	W
O6	BAYLOR	NEW ORLEANS	NR/19	14-27	L
O13	HOLY CROSS	NEW ORLEANS	NR/15	20-14	W
O20	at Ole Miss*	Oxford, Miss.		6-25	L
O27	AUBURN*	NEW ORLEANS		0-21	L
N3	MISSISSIPPI STATE*	NEW ORLEANS		7-10	L
N10	KENTUCKY*	NEW ORLEANS	NR/12	0-37	L
N17	at Vanderbilt*	Nashville, Tenn.		14-10	W
N24	SE LOUISIANA	NEW ORLEANS		48-7	W
D1	at LSU*	Baton Rouge, La.		13-14	L

1952 (5-5, 3-5 SEC) Head Coach: Raymond Wolf

Raymond "Bear" Wolf replaced Henry Frnka as head coach and rallied the squad from a 1-3 start to end up 5-5. The offensive highlight of the season was a 46-14 romp over Louisiana College that saw quarterback Fred Dempsey throw five TD passes. In that game, Tulane rushed for 240 yards and passed for 219.

Max McGee led Tulane rushers for the second straight season, but Roy Bailey had some bright moments, rushing for 127 yards against Mississippi State and 121 yards against Vanderbilt.

S27	GEORGIA*	NEW ORLEANS		16-21	L
O4	SANTA CLARA	NEW ORLEANS		35-0	W
O11	at Georgia Tech*	Atlanta, Ga.	NR/5	0-14	L
O18	OLE MISS*	NEW ORLEANS		14-20	L
O25	at Auburn*	Auburn, Ala.		21-6	W
N1	MISSISSIPPI STATE*	NEW ORLEANS		34-21	W
N8	at Kentucky*	Lexington, Ky.		6-27	L
N15	VANDERBILT*	NEW ORLEANS		16-7	W
N22	LA. COLLEGE	NEW ORLEANS		46-14	W
N29	LSU*	NEW ORLEANS		0-16	L

1953 (1-8-1, 0-7 SEC) Head Coach: Raymond Wolf

Coach Bear Wolf's brief tenure came to an end after a 1-8-1 record. Led by Max McGee's 132 yards, Tulane rushed for 432 yards and demolished The Citadel 54-6 in the season opener. The team did not win another game as scholarship limits began to show up on the scoreboard. McGee ended the year as the squad's leading rusher for the third year in a row.

S19	THE CITADEL	NEW ORLEANS		54-6	W
S26	at Georgia*	Athens, Ga.		14-16	L
O3	at Michigan	Ann Arbor, Mich.	NR/4	7-26	L
O10	GEORGIA TECH*	NEW ORLEANS	NR/10	13-27	L
O17	OLE MISS*	NEW ORLEANS		14-45	L
O24	Auburn*	Mobile, Ala.		7-34	L
O31	ARMY	NEW ORLEANS	NR/15	0-0	T
N7	MISSISSIPPI STATE*	NEW ORLEANS		0-21	L
N14	VANDERBILT*	NEW ORLEANS		7-21	L
N28	at LSU*	Baton Rouge, La.		13-32	L

1954 (1-6-3, 1-6-1 SEC) Head Coach: Andy Pilney

Long-time Tulane assistant and former Notre Dame All-American Andy Pilney assumed the coaching reins of a football program that needed a boost, and he made an immediate impact. The 1954 squad showed significant improvement on defense, and that kept them in more football games.

Although the team won only once, they played to a school record three ties and lost a tough 14-13 decision to LSU in the season finale. Pilney began to turn it around in 1954, and the results got a lot better the next two seasons. The only win in a 1-6-3 season was a 6-0 triumph over Vanderbilt.

YEAR-BY-YEAR SUMMARIES

S18	at Georgia Tech*	Atlanta, Ga.	NR/7	0-28	L	28,000
S25	MEMPHIS	NEW ORLEANS		13-13	T	
O2	NORTH CAROLINA	NEW ORLEANS		7-7	T	15,000
O9	MISSISSIPPI STATE*	NEW ORLEANS		0-14	L	17,000
O16	at Ole Miss*	Oxford, Miss.	NR/7	7-34	L	22,500
O23	GEORGIA*	NEW ORLEANS		0-7	L	16,000
O30	Auburn*	Mobile, Ala.		0-27	L	13,500
N6	ALABAMA*	NEW ORLEANS		0-0	T	22,000
N13	at Vanderbilt*	Nashville, Tenn.		6-0	W	15,000
N27	LSU*	NEW ORLEANS		13-14	L	

1955 (5-4-1, 3-3-1 SEC) Head Coach: Andy Pilney

Co-captains Tony Sardisco and Bryan Burnthorne led a resurgence in Tulane football as the program enjoyed its first winning season since 1950. Coach Andy Pilney's second Green Wave squad won three consecutive games late in the year to ensure a winning campaign.

Fullback Ronny Quillian finished second in the SEC in rushing and punting and had a big game in a Tulane win over Alabama, scoring two touchdowns, rushing for 107 yards and launching a 72-yard punt.

Quarterback Gene Newton also had some big games, running for both TDs in a 14-0 win over Georgia in Athens, passing for two TDs in a win over Auburn and scoring a TD in the 13-13 tie with LSU.

In the season opener, the Green Wave beat VMI 20-7 in the first night game ever in Tulane Stadium.

S17	VMI	NEW ORLEANS		20-7	W	
S24	at Texas	Austin, Texas		21-35	L	
O1	NORTHWESTERN	NEW ORLEANS		21-0	W	
O8	at Mississippi State*	Starkville, Miss.		0-14	L	
O15	OLE MISS*	NEW ORLEANS		13-27	L	
O22	at Georgia*	Athens, Ga.		14-0	W	
O29	AUBURN*	NEW ORLEANS	NR/8	27-13	W	
N5	Alabama*	Mobile, Ala.		27-7	W	
N12	VANDERBILT*	NEW ORLEANS		7-20	L	
N26	at LSU*	Baton Rouge, La.		13-13	T	

1956 (6-4, 3-3 SEC) Head Coach: Andy Pilney

Andy Pilney did one of the great coaching jobs in Tulane history, crafting a 6-4 record that included one point losses to Texas and LSU. Coaching a team of true student-athletes during a period of financial austerity, he led the program to its second consecutive winning season against a tough schedule.

Ronny Quillian, running behind the tough blocking of fellow captains Donald Miller and Dalton Truax, led the team in rushing for the second straight season. Against Mississippi State, Quillian rushed for 141 yards and scored the game-winning TD in the final two minutes.

Quarterback Gene Newton had some big moments, breaking off an 86-yard TD run to help defeat Ole Miss in Jackson, catching a 71-yard pass against Alabama and tossing five TD passes in wins over Virginia Tech and Navy. Sophomore Claude "Boo" Mason showed promise of things to come by rushing for 128 yards against LSU.

S22	VIRGINIA TECH	NEW ORLEANS		21-14	W	
S29	TEXAS	NEW ORLEANS		6-7	L	
O6	at Northwestern	Evanston, Ill.		20-13	W	
O13	NAVY	NEW ORLEANS	NR/14	21-6	W	
O20	at Ole Miss*	Jackson, Miss.	19/6	10-3	W	
O27	at Georgia Tech*	Atlanta, Ga.	15/3	0-40	L	
N3	MISSISSIPPI STATE*	NEW ORLEANS		20-14	W	
N10	ALABAMA*	NEW ORLEANS		7-13	L	
N17	at Vanderbilt*	Nashville, Tenn.		13-6	W	
D1	LSU*	NEW ORLEANS		6-7	L	

1957 (2-8, 1-5 SEC) Head Coach: Andy Pilney

The Green Wave slumped to 2-8 in 1957, the first of a school-record nine consecutive losing seasons. The wins came against Marquette and Alabama.

Defense against the pass was a highlight, as the Green Wave held the opposition to only 33 completions, a modern school record.

Junior Boo Mason led the team in rushing and he enjoyed big games against Army, rushing for 130 yards, and Marquette, against whom he scored two touchdowns in a 20-6 Tulane win.

S20	VIRGINIA TECH	NEW ORLEANS		13-14	L	
S28	at Texas	Austin, Texas	NR/13	6-20	L	
O5	at Marquette	Milwaukee, Wis.		20-6	W	
O11	GEORGIA*	NEW ORLEANS		6-13	L	
O18	OLE MISS*	NEW ORLEANS	NR/11	0-50	L	
O26	GEORGIA TECH*	NEW ORLEANS		13-20	L	
N2	at Mississippi State*	Jackson, Miss.		6-27	L	
N9	Alabama*	Mobile, Ala.		7-0	W	
N16	at Army	West Point, N.Y.	NR/10	14-20	L	
N30	at LSU*	Baton Rouge, La.		6-25	L	

1958 (3-7, 1-5 SEC) Head Coach: Andy Pilney

Coach Andy Pilney improved the Green Wave's record slightly, beating Navy, Texas Tech and Alabama to finish 3-7. Quarterback Richie Petitbon, who went on to an All-Pro career as a defensive back with the Chicago Bears, earned All-SEC recognition as he completed 66 of 125 passes for 728 yards.

In the win over Texas Tech, Boo Mason gained 104 yards receiving to become the first player in Tulane history to gain 100 yards in a game rushing and receiving in his career.

The season ended on a sour note as national champion LSU poured it on 62-0.

S20	at Florida*	Gainesville, Fla.		14-34	L	
S26	TEXAS	NEW ORLEANS		20-21	L	
O4	at Georgia Tech*	Atlanta, Ga.		0-14	L	
O11	OLE MISS*	NEW ORLEANS	NR/7	8-19	L	
O18	Navy	Norfolk, Va.	NR/6	14-6	W	
O25	at Kansas	Lawrence, Kan.		9-14	L	
O31	TEXAS TECH	NEW ORLEANS		27-0	W	
N7	Alabama*	Mobile, Ala.		13-7	W	
N15	at Vanderbilt*	Nashville, Tenn.		0-12	L	
N22	LSU*	NEW ORLEANS	NR/1	0-62	L	83,221

1959 (3-6-1, 0-5-1 SEC) Head Coach: Andy Pilney

The Green Wave suffered its third consecutive losing season, but there was reason for hope in the presence of young running backs Tommy Mason and Terry Terrebonne. While Mason was a year away from one of the great seasons in Tulane history, there was nothing wrong with Terrebonne. The sophomore from New Orleans had big games in consecutive wins over Wake Forest and Detroit. Against Wake Forest, Terrebonne rushed for 112 yards in a 6-0 victory, while his 49-yard TD run keyed a 25-0 romp over Detroit.

A fog-shrouded win over Texas Tech the night before Halloween was the third victory in the 1959 season.

S18	FLORIDA*	NEW ORLEANS		0-30	L	24,086
S25	at Miami (Fla.)	Miami, Fla.		7-26	L	35,688
O3	WAKE FOREST	NEW ORLEANS		6-0	W	14,604
O9	DETROIT	NEW ORLEANS		25-0	W	14,246
O17	at Ole Miss*	Oxford, Miss.	NR/5	7-53	L	24,000
O24	GEORGIA TECH*	NEW ORLEANS	NR/9	13-21	L	21,852
O30	TEXAS TECH	NEW ORLEANS		17-7	W	13,216
N7	Alabama*	Mobile, Ala.		7-19	L	29,000
N14	VANDERBILT*	NEW ORLEANS		6-6	T	13,698
N21	at LSU*	Baton Rouge, La.	NR/3	6-14	L	65,000

1960 (3-6-1, 1-4-1 SEC) Head Coach: Andy Pilney

All-American Tommy Mason had one of the great seasons in Tulane football history as he led the SEC in rushing and scored 13 touchdowns. A versatile performer, Mason set a single-season record for all-purpose yardage (1,452 yards) that endured 28 years.

YEAR-BY-YEAR SUMMARIES

Tulane finished 3-6-1 in 1960, but the losing season did not dim Mason's luster as far as pro scouts were concerned. He was the first player selected in the NFL draft that year, going to the Minnesota Vikings.

Quarterback Phil Nugent also had a fine season, as his 880 passing yards were the most by a Tulane player in 10 years.

S17	at California	Berkeley, Calif.		7-3	W	37,500
S24	ALABAMA*	NEW ORLEANS	NR/5	6-6	T	42,000
O1	at Rice	Houston, Texas		7-10	L	30,000
O15	OLE MISS*	NEW ORLEANS	NR/1	13-26	L	72,000
O22	at Georgia Tech*	Atlanta, Ga.		6-14	L	44,000
O28	WILLIAM & MARY	NEW ORLEANS		40-8	W	22,000
N5	at Texas Tech	Lubbock, Texas		21-35	L	15,000
N12	at Florida*	Gainesville, Fla.	NR/20	6-21	L	43,000
N19	at Vanderbilt*	Nashville, Tenn.		20-0	W	16,000
N26	LSU*	NEW ORLEANS		6-17	L	73,000

1961 (2-8, 1-5 SEC) Head Coach: Andy Pilney

Andy Pilney's eight-year term as head coach, the second-longest in Tulane history, ended in a 2-8 season. Only Clark Shaughnessy lasted longer at the Green Wave helm, a testament to Pilney's coaching acumen in the face of restricted budgets and stiff academic standards.

Unable to effectively replace the graduated Tommy Mason, Tulane was shut out five times in 10 games, the final loss a 62-0 verdict to LSU. The two victories that season were over Virginia Tech and Vanderbilt. The season-ending loss to LSU began a school-record 17-game losing streak.

S23	at Stanford	Palo Alto, Calif.		7-9	L	20,562
S30	Alabama*	Mobile, Ala.	NR/4	0-9	L	30,262
O6	FLORIDA*	NEW ORLEANS		3-14	L	23,794
O14	VIRGINIA TECH	NEW ORLEANS		27-14	W	14,892
O21	at Ole Miss*	Jackson, Miss.	NR/2	0-41	L	36,168
O28	GEORGIA TECH*	NEW ORLEANS	NR/9	0-35	L	17,691
N4	at Clemson	Clemson, S.C.		6-21	L	22,073
N11	MIAMI (Fla.)	NEW ORLEANS		0-6	L	13,662
N17	VANDERBILT*	NEW ORLEANS		17-14	W	12,730
N25	at LSU*	Baton Rouge, La.	NR/4	0-62	L	60,808

1962 (0-10, 0-7 SEC) Head Coach: Tommy O'Boyle

Former Tulane All-American Tommy O'Boyle (1938-40), an assistant to Andy Pilney in 1961, was promoted to head football coach for the 1962 season. The 1962 team posted an 0-10 record, the first Green Wave squad to go winless since the 1910 team finished 0-7. End Clem Dellenger caught 39 passes to set a new season record that would last 17 years.

S21	STANFORD	NEW ORLEANS		3-6	L	24,446
S28	ALABAMA*	NEW ORLEANS	NR/1	6-44	L	30,995
O6	at Texas	Austin, Texas	NR/3	8-35	L	50,000
O12	MISSISSIPPI STATE*	NEW ORLEANS		6-35	L	19,053
O20	at Ole Miss*	Jackson, Miss.	NR/5	0-21	L	21,000
O27	at Georgia Tech*	Atlanta, Ga.		12-42	L	46,370
N3	VIRGINIA TECH	NEW ORLEANS		22-24	L	13,687
N10	at Tennessee*	Knoxville, Tenn.		16-28	L	19,965
N17	at Vanderbilt*	Nashville, Tenn.		0-20	L	16,000
N24	LSU*	NEW ORLEANS	NR8	3-38	L	37,811

1963 (1-8-1, 0-6-1 SEC) Head Coach: Tommy O'Boyle

The 1963 team dropped its first six decisions before beating South Carolina 20-7 on the road to snap a school-record 17-game losing streak. A 10-10 tie with Vanderbilt later in the year resulted in a 1-8-1 record.

The team struggled offensively and was shut out six times as Coach Tommy O'Boyle fought to rebuild Green Wave football fortunes. The 43 points scored by the 1963 team were the fewest by a Tulane squad since the winless 1910 team scored only six points.

Ron Chapoton led the team in receptions, the last running back to do so before Mewelde Moore accomplished the feat in 2001.

S20	TEXAS	NEW ORLEANS	NR/5	0-21	L	19,881
S28	Alabama*	Mobile, Ala.	NR/2	0-28	L	29,177
O4	MIAMI (Fla.)	NEW ORLEANS		0-10	L	16,432
O12	at Miss. State*	Jackson, Miss.		10-31	L	18,126
O19	OLE MISS*	NEW ORLEANS	NR/5	0-21	L	16,288
O26	GEORGIA TECH*	NEW ORLEANS		3-17	L	13,336
N2	at South Carolina	Columbia, S.C.		20-7	W	15,942
N9	TENNESSEE*	NEW ORLEANS		0-26	L	11,242
N16	VANDERBILT*	NEW ORLEANS		10-10	T	10,860
N23	at LSU*	Baton Rouge, La.		0-20	L	57,393

1964 (3-7, 1-5 SEC) Head Coach: Tommy O'Boyle

Coach Tommy O'Boyle's third Tulane team showed definite improvement, playing much better than its 3-7 record would indicate. After five losses to open the season, the team rallied to a 3-2 finish that included a 17-0 win in the season finale with Duke highlighted by a then-Tulane record 53-yard field goal by Don Bright.

The Duke game was postponed to season's end by Hurricane Hilda, and it marked the first time the Green Wave did not play LSU in its final game since the 1946 season.

George Smith, who led the team in rushing for the second consecutive season, had a big game against VMI, rushing for 112 yards in a 25-6 win. Quarterback Dave East set a season record with 85 completions.

S19	at Texas	Austin, Texas	NR/4	0-31	L	57,543
S26	Alabama*	Mobile, Ala.	NR/4	6-36	L	29,088
O10	at Mississippi State*	Starkville, Miss.		6-17	L	12,796
O17	OLE MISS*	NEW ORLEANS		9-14	L	18,727
O24	at Georgia Tech	Atlanta, Ga.		6-7	L	45,129
O31	VMI	NEW ORLEANS		25-6	W	14,838
N6	at Miami (Fla.)*	Miami, Fla.		0-21	L	31,209
N14	at Vanderbilt*	Nashville, Tenn.		7-2	W	14,808
N21	LSU*	NEW ORLEANS	NR/8	3-13	L	46,703
N28	DUKE	NEW ORLEANS		17-0	W	11,676

NOTE: Miami (Fla.) game was designated SEC game

1965 (2-8, 1-5 SEC) Head Coach: Tommy O'Boyle

Tulane's 1965 team competed well in the early going, then fell into a tailspin that cost Coach Tommy O'Boyle his job. Preseason practice was disrupted when Hurricane Betsy hit New Orleans about a week before the season opener with Texas, which was hurriedly moved from Tulane Stadium to Austin.

A game Tulane team hung tough before losing road encounters to Texas and Alabama, then rode the passing and running of sophomore phenom Bobby Duhon to a 24-16 upset of Miami. Duhon's 71-yard TD pass to Lanis O'Steen in his first collegiate start highlighted the win.

After tough losses to nationally-ranked Georgia Tech and Ole Miss, the Green Wave upset Mississippi State at home. Captain Bill Goss, an All-SEC linebacker, led a defensive unit, dubbed the "Posse," that was keeping Tulane in football games.

A run of injuries decimated squad depth as the season went on, however, and narrow losses to Vanderbilt and Stanford were followed by devastating defeats to Top Ten teams Florida and LSU, the latter by another 62-0 margin. The 2-8 finish led Tulane to seek its third head coach of the decade.

S17	at Texas	Austin, Texas	NR/2	0-31	L	41,778
S25	Alabama*	Mobile, Ala.		0-27	L	31,920
O2	MIAMI (FLA.)	NEW ORLEANS		24-16	W	19,303
O9	GEORGIA TECH	NEW ORLEANS		10-13	L	28,730
O16	at Ole Miss*	Jackson, Miss.		7-24	L	17,316
O22	MISSISSIPPI STATE*	NEW ORLEANS		17-15	W	21,391
O30	VANDERBILT*	NEW ORLEANS		0-13	L	20,172
N6	STANFORD	NEW ORLEANS		0-16	L	16,264
N13	at Florida*	Gainesville, Fla.		13-51	L	35,907
N20	at LSU*	Baton Rouge, La.		0-62	L	63,836

YEAR-BY-YEAR SUMMARIES

1966 (5-4-1) Head Coach: Jim Pittman

Coach Jim Pittman took over the coaching reins in 1966, the year the Green Wave left the Southeastern Conference, went inter-sectional with its schedule and turned in Tulane's only winning team of the decade. Tulane's wing-T offense was a showcase for the athletic ability of junior quarterback Bobby Duhon, whose 748 yards rushing that season are the most ever by a Green Wave signal caller.

The Green Wave defense pitched a shutout in the 1966 opener as Virginia Tech fell 13-0. The next weekend, Duhon scored twice and defensive guard Vic Eumont recovered a fumble in the Texas A&M end zone as Tulane beat the Aggies 21-13 to give Tulane its first 2-0 start since 1949.

The record became a heady 4-1 when, after a loss to Stanford, the Green Wave whipped Virginia and Cincinnati. Tailback/defensive back Pete Johns and tight end/defensive end Jerry Colquette were two-way performers, among the last of a dying breed as college football went to unlimited substitution.

The Green Wave got its fifth win with a fourth-quarter goal-line stand against Vanderbilt, then fought heavily-favored Miami to a 10-10 tie to ensure a winning season (the last tie in Tulane history). In the season finale, 82,567 fans packed Tulane Stadium to watch LSU win a hotly-contested game in the fourth quarter as both teams finished 5-4-1.

S17	VIRGINIA TECH	NEW ORLEANS	13-0	W	19,074
S24	TEXAS A&M	NEW ORLEANS	21-13	W	28,082
O1	at Stanford	Palo Alto, Calif.	14-33	L	27,307
O8	at Virginia	Charlottesville, Va.	20-6	W	19,649
O15	CINCINNATI	NEW ORLEANS	28-21	W	29,267
O22	at Georgia Tech	Atlanta, Ga.	NR/6	L	44,355
O29	at Vanderbilt	Nashville, Tenn.	13-12	W	12,614
N5	MIAMI (Fla.)	NEW ORLEANS	10-10	T	35,231
N12	at Florida	Gainesville, Fla.	10-31	L	45,102
N19	LSU	NEW ORLEANS	7-21	L	82,567

1967 (3-7) Head Coach: Jim Pittman

Reality returned to Tulane football, as the previous season's resurgence was followed by a slide to 3-7. Coach Jim Pittman's second Tulane squad was again competitive, but the football began bouncing the wrong way and a lack of depth spelled defeat in several close contests.

Midway through the season, junior Warren Bankston moved from backup quarterback to running back and led all Wave rushers. Quarterback Bobby Duhon, who went on to a fine NFL career as a running back with the New York Giants, became the first Tulane player to amass more than 1,000 yards of total offense in three straight seasons.

The defense was staggered midway through the season when co-captain Jim Jancik, a stellar defensive back, went down with a knee injury.

S23	MIAMI (Ohio)	NEW ORLEANS	3-14	L	26,272
S30	at North Carolina	Chapel Hill, N.C.	36-11	W	15,128
O6	at Miami (Fla.)	Coral Gables, Fla.	14-34	L	33,530
O14	FLORIDA	NEW ORLEANS	0-35	L	23,289
O21	AIR FORCE	NEW ORLEANS	10-13	L	18,851
O28	GEORGIA TECH	NEW ORLEANS	23-12	W	23,545
N4	VANDERBILT	NEW ORLEANS	27-14	W	17,799
N11	at Tennessee	Knoxville, Tenn.	NR/2	L	54,828
N18	VIRGINIA	NEW ORLEANS	10-14	L	17,812
N25	at LSU	Baton Rouge, La.	27-41	L	58,702

1968 (2-8) Head Coach: Jim Pittman

The record slipped again to 2-8, but Coach Jim Pittman was bringing in folks like Rick Kingrea and Ray Hester who would one day be the keys to a Tulane football turnaround. Running back Warren Bankston, who went on to a long NFL career as a tight end with the Oakland Raiders, led the team in rushing despite missing several early-season games with a leg injury. Quarterback Wayne Francingues' 1,376 yards of total offense were the second-highest in Green Wave history to that point.

S14	at Houston	Houston, Texas	7-54	L	35,277
S28	TEXAS A&M	NEW ORLEANS	3-35	L	19,637
O5	TAMPA	NEW ORLEANS	14-17	L	10,461
O12	at Florida	Gainesville, Fla.	NR/7	L	48,106
O19	BOSTON COLLEGE	NEW ORLEANS	28-14	W	12,867
O26	at Georgia Tech	Atlanta, Ga.	19-23	L	47,481
N2	at Vanderbilt	Nashville, Tenn.	7-21	L	16,469
N9	TULSA	NEW ORLEANS	25-15	W	9,665
N16	at Virginia	Charlottesville, Va.	47-63	L	15,994
N23	LSU	NEW ORLEANS	10-34	L	52,263

1969 (3-7) Head Coach: Jim Pittman

The record improved only slightly to 3-7, but Jim Pittman's recruiting efforts began to pay off as a strong sophomore class headed by three-year starters like Steve Barrios, Joe Bullard, Paul Ellis, David Hebert and Bob Waldron moved up to varsity. After an 0-4 start, the team broke even the rest of the way, beating Pitt, Georgia Tech and Vanderbilt.

Bullard established himself as Tulane's all-time best punt returner that fall, setting season records for yards and average per return that have not been approached. His 92-yard return against Vanderbilt is the longest in Green Wave history.

With Barrios as his favorite target, sophomore Rusty Lachaussee became Tulane's first 1,000-yard passer. The defensive unit that would dominate opponents and catapult Tulane to its first bowl bid in over 30 years was beginning to come together, as junior linebackers Rick Kingrea and Ray Hester got better and better. Tulane got better and better right along with them.

S20	at Georgia	Athens, Ga.	NR/8	0-35	L	55,235
S27	WEST VIRGINIA	NEW ORLEANS	17-35	L	14,117	
O4	at Boston College	Boston, Ma.	24-28	L	15,500	
O11	Florida	Tampa, Fla.	NR/12	17-18	L	43,102
O18	at Pittsburgh	Pittsburgh, Pa.	26-22	W	23,784	
O25	NOTRE DAME	NEW ORLEANS	NR/12	0-37	L	37,768
N1	VANDERBILT	NEW ORLEANS	23-26	L	7,927	
N8	GEORGIA TECH	NEW ORLEANS	14-7	W	10,333	
N15	VIRGINIA	NEW ORLEANS	31-0	W	8,646	
N22	at LSU	Baton Rouge, La.	NR/10	0-27	L	67,400

1970 (8-4) Head Coach: Jim Pittman

Billboards and bumper stickers plastered all over New Orleans proclaimed 1970 as the "Year of the Green." Tulane's football team backed up the claim, earning a bid to the Liberty Bowl where they defeated Colorado. Coach Jim Pittman's final Tulane team compiled an 8-4 mark, the most wins for the Green Wave since 1948 and only the second winning season for the program in 14 years.

Seniors Rick Kingrea, Mike Walker and David Abercrombie captained the 1970 team. The defense returned 10 starters from 1969 and Paul Ellis, Joe Bullard and David Hebert formed a secondary that picked off a school-record 28 passes on what was to be one of the Green Wave's all-time great defensive units.

Offensively, Abercrombie set a school record with 246 yards rushing against North Carolina State on his way to 993 yards rushing. Through the air, quarterback Mike Walker and receiver Steve Barrios connected on some big plays, as Walker set a season record for yards per completion and Barrios set a season record for yards per catch.

YEAR-BY-YEAR SUMMARIES

After a 7-4 regular season, the Green Wave received its first bowl invite since the 1939 Sugar Bowl. Tulane was given little chance in the Liberty Bowl against a Colorado team averaging over 400 yards of total offense per game, but the Green Wave defense limited the Buffaloes to 175 yards. The final score of 17-3 sounded closer than it really was. The week after the game, Jim Pittman accepted an offer to coach TCU.

		<u>FINAL RANKING: 17th AP</u>			
S12	at Texas Tech	Lubbock, Texas	14-21	L	43,250
S19	GEORGIA	NEW ORLEANS	NR/19	17-14	W 30,294
S26	at Illinois	Champaign, Ill.	23-9	W	27,864
O3	at Cincinnati	Cincinnati, Ohio	6-3	W	11,324
O10	at Air Force	Colorado Spr., Colo.	NR/8	3-24	L 31,508
O17	NORTH CAROLINA	NEW ORLEANS	24-17	W	23,900
O24	at Georgia Tech	Atlanta, Ga.	6-20	L	32,129
O31	at Vanderbilt	Nashville, Tenn.	10-7	W	19,000
N7	MIAMI (Fla.)	NEW ORLEANS	31-16	W	23,250
N21	N.C. STATE	NEW ORLEANS	31-0	W	19,542
N28	LSU	NEW ORLEANS	NR/7	14-26	L 81,233
		<u>LIBERTY BOWL</u>			
D12	Colorado	Memphis, Tenn.	17-3	W	44,640

1971 (3-8)

Head Coach: Bennie Ellender

Former Tulane quarterback Bennie Ellender returned to his alma mater as head coach after leading Arkansas State to a college division national championship in 1970. Excitement ran high entering 1971, but the results, unfortunately, did not match those expectations as Tulane lost its last five games to finish 3-8. Texas Tech was TU's first victim as sophomore defensive end Mike Truax blocked a fourth-quarter punt to spark a come-from-behind victory. The Green Wave dropped its next three games, then rallied to beat North Carolina and Pittsburgh to even the season record before going into a five-game slide.

Senior wide receiver Steve Barrios missed the first four games, but his return against North Carolina gave the Wave a boost as he caught touchdown passes of 56 and 42 yards. The next weekend, Barrios became the first Tulane receiver to gain 1,000 career yards as he caught three passes for 76 yards in a 33-8 win over Pitt.

Running back Ricky Hebert rushed for 819 yards, highlighted by a 124-yard performance against LSU. Tulane had two 100-yard returns that fall on an interception by David Hebert against Rice and a kickoff by Coleman Dupre against North Carolina.

S11	TEXAS TECH	NEW ORLEANS	15-9	W	21,378
S18	at Georgia	Athens, Ga.	NR/11	7-17	L 51,542
S25	at Rice	Houston, Texas	11-14	L	25,000
O2	WILLIAM & MARY	NEW ORLEANS	3-14	L	17,392
O9	at North Carolina	Chapel Hill, N.C.	NR/18	37-29	W 39,500
O16	PITTSBURGH	NEW ORLEANS	33-8	W	17,650
O23	GEORGIA TECH	NEW ORLEANS	16-24	L	50,248
O30	VANDERBILT	NEW ORLEANS	9-13	L	17,941
N6	OHIO	NEW ORLEANS	7-30	L	9,922
N13	at Notre Dame	South Bend, Ind.	NR/8	7-21	L 59,075
N27	at LSU	Baton Rouge, La.	NR/10	7-36	L 59,897

1972 (6-5)

Head Coach: Bennie Ellender

Relentless defense and the emergence of sophomore quarterback Steve Foley put Coach Bennie Ellender's second Tulane team back in the win column in 1972, and the 6-5 record could have been a lot better.

One of those "losses" came when Miami was inadvertently awarded a fifth down with barely over a minute left in the game, which they used to score the winning touchdown. Another loss came in the season finale when the Tulane fullback was stopped a foot short of the winning TD as time expired.

Defensive back George Ewing accomplished more in 1972 than most players do in a whole career. In spite of losing two games to injury, Ewing scored five return TDs, scoring on three punts and two interceptions.

The Green Wave's 1972 defense was one of the best in school history as six opponents scored fewer than 10 points. Glenn Harder, Mike Mullen, Harold Asher and Rusty Chambers gave Tulane one of its deepest linebacking corps ever, while sensational sophomore Charles Hall provided a dominating presence up front. Defensive end Randy Lee and safety David Lee provided Tulane with one of the most effective brother combinations in its history.

S16	at Boston College	Boston, Mass.	10-0	W	27,411
S23	GEORGIA	NEW ORLEANS	NR/16	24-13	W 43,084
S30	at Michigan	Ann Arbor, Mich.	18/8	7-41	L 84,162
O7	PITTSBURGH	NEW ORLEANS	38-6	W	20,417
O14	at Miami (Fla.)	MIAMI, Fla.	21-24	L	18,956
O21	at West Virginia	Morgantown, W.Va.	19-31	L	29,500
O28	at Georgia Tech	Atlanta, Ga.	7-21	L	48,096
N4	KENTUCKY	NEW ORLEANS	18-7	W	18,377
N11	OHIO	NEW ORLEANS	44-6	W	17,535
N18	at Vanderbilt	Nashville, Tenn.	21-7	W	10,532
D4	LSU	NEW ORLEANS	NR/11	3-9	L 85,372

1973 (9-3)

Head Coach: Bennie Ellender

Coach Bennie Ellender fielded his most successful football team in 1973, as quarterback Steve Foley and All-America defensive tackle Charles Hall led the way to a 9-2 regular season and an invitation to the Astro-Bluebonnet Bowl in Houston.

The Green Wave won its first six games for the school's best start since 1934, but the highlight of the year was the season finale with LSU. In that game, the Green Wave beat the Tigers for the first time since 1948, taking a 14-0 win before a beyond-capacity crowd of 86,598 in Tulane Stadium.

Foley led the 1973 team in both passing and rushing and was named MVP at season's end. He ran for two TDs in the season opener with Boston College, broke a 72-yard TD run to start off a rout over VMI, threw the winning TD pass with nine seconds left against Duke and scampered for 181 yards (the most ever by a Tulane QB) against Vanderbilt to clinch the bowl bid.

Hall and sophomore middle guard Mark Olivari created havoc in the middle of the defensive line and junior linebacker Rusty Chambers made 153 tackles as five opponents were held to six points or less. The defense shut out VMI, North Carolina and LSU. It was a year to remember, as only the 1931 and 1934 teams had won more games in one season. In the bowl game against Houston, an explosive Cougar squad romped 47-7 in the Astrodome.

FINAL RANKING: 20th AP/15th UPI

S22	BOSTON COLLEGE	NEW ORLEANS	21-16	W	33,880
S29	VMI	NEW ORLEANS	42-0	W	25,037
O6	at Pittsburgh	Pittsburgh, Pa.	24-6	W	25,054
O13	at Duke	Durham, N.C.	18/NR	24-17	W 20,500
O20	NORTH CAROLINA	NEW ORLEANS	17/NR	16-0	W 38,502
O27	GEORGIA TECH	NEW ORLEANS	15/NR	23-14	W 66,826
N3	at Kentucky	Lexington, Ky.	14/NR	7-34	L 49,360
N10	NAVY	NEW ORLEANS	17-15	W	40,135
N17	VANDERBILT	NEW ORLEANS	24-3	W	31,199
N24	at Maryland	College Park, Md.	NR/NR	9-42	L 19,416
D1	LSU	NEW ORLEANS	NR/8	14-0	W 86,598
		<u>ASTRO-BLUEBONNET BOWL</u>			
D29	at Houston	Houston, Texas	17/14	7-47	L 44,358

1974 (5-6)

Head Coach: Bennie Ellender

With senior quarterback Steve Foley continuing his inspired play from the season before, Coach Bennie Ellender's fourth Tulane team roared to a 5-0 start. The fifth win was by 30-3 over The Citadel, as Foley ran for 142 of the team's 340 rushing yards. At this point, Ellender had coached Tulane to 17 wins in its last 20 regular season games.

Game six was a regionally-televised game against Georgia Tech in Atlanta, and Foley appeared to be driving Tulane toward a go-ahead score early in the second half when he broke his foot on a goal-line scramble. Tulane did not win another game that season and ended up 5-6, a dramatic indication of the value a healthy Steve Foley brought to the Green Wave football program.

On a cold, damp Nov. 30 afternoon the Green Wave played its last game ever in Tulane Stadium, dropping a 26-10 decision to Ole Miss.

S14	UL Lafayette	NEW ORLEANS	17-16	W	29,878
S21	at Army	West Point, N.Y.	31-14	W	30,279
S28	WEST VIRGINIA	NEW ORLEANS	17-14	W	31,647
O12	at Air Force	Colorado Spr., Colo.	10-3	W	26,244
O19	THE CITADEL	NEW ORLEANS	20/NR	30-3	W 41,399
O26	at Georgia Tech	Atlanta, Ga.	18/NR	7-27	L 48,623
N2	KENTUCKY	NEW ORLEANS	7-30	L	38,384
N9	at Boston College	Boston, Mass.	3-27	L	17,002
N16	at Vanderbilt	Nashville, Tenn.	22-30	L	22,400
N23	at LSU	Baton Rouge, La.	22-24	L	66,017
N30	OLE MISS	NEW ORLEANS	10-26	L	44,208

YEAR-BY-YEAR SUMMARIES

1975 (4-7)

Head Coach: Bennie Ellender

Coach Bennie Ellender's last Tulane team got off to another strong start, but this time a late season losing streak cost him his job. Despite losing starting quarterback Terry Looney to a season-ending knee injury the week before the opener, Tulane defeated Ole Miss 14-3 in the first college game played in the Louisiana Superdome. Senior Buddy Gilbert took over the quarterback job and delivered, establishing season records for passes completed and passing yards. His favorite target was senior Jaime Garza, who led Tulane in receiving for the third straight season.

After a 4-2 start, the Green Wave lost five in a row to finish 4-7. The squad remained competitive during that streak, losing a one-point decision to Air Force and a two-point decision to North Carolina on a last-second field goal. The season ended unpleasantly, however, as LSU topped the Green Wave 42-6.

S13	at Clemson	Clemson, S.C.	17-13	W	45,100
S20	OLE MISS	NEW ORLEANS	14-3	W	50,000
S27	SYRACUSE	NEW ORLEANS	13-31	L	33,200
O4	VANDERBILT	NEW ORLEANS	3-6	L	30,100
O11	at Boston College	Boston, Mass.	17-7	W	11,775
O18	at West Virginia	Morgantown, W.Va.	16-14	W	33,842
O25	GEORGIA TECH	NEW ORLEANS	0-23	L	63,333
N1	at Kentucky	Lexington, Ky.	10-23	L	56,500
N8	AIR FORCE	NEW ORLEANS	12-13	L	31,790
N15	NORTH CAROLINA	NEW ORLEANS	15-17	L	29,850
N22	LSU	NEW ORLEANS	6-42	L	70,850

1976 (2-9)

Head Coach: Larry Smith

Coach Larry Smith took over the Tulane helm for the 1976 season, and things got worse before they got better. The unquestioned bright spot in a 2-9 season was the presence of freshman quarterback Roch Hontas. Hontas completed 61-of-114 pass attempts for 697 yards as a part-time starter that fall, the first of four seasons that he would lead Tulane in passing. His favorite target was junior Zack Mitchell, the first tight end to ever lead Tulane in receiving.

In addition to Hontas, Smith brought another all-time great to the Tulane campus in 1976 in the person of Canadian Ed Murray, who went on to break just about every Green Wave place-kicking record.

The Green Wave wins were over Vanderbilt and Army, the latter victory featuring a 96-yard interception return by Arthur Green.

S11	CINCINNATI	NEW ORLEANS	14-21	L	29,134	
S18	at Ole Miss	Oxford, Miss.	NR/20	7-34	L	33,231
S25	BOSTON COLLEGE	NEW ORLEANS	NR/18	3-27	L	20,235
O2	at Vanderbilt	Nashville, Tenn.	24-13	W	21,000	
O9	at Syracuse	Syracuse, N.Y.	0-3	L	11,223	
O16	ARMY	NEW ORLEANS	23-10	W	25,327	
O23	at Georgia Tech	Atlanta, Ga.	16-28	L	31,214	
O30	MEMPHIS	NEW ORLEANS	7-14	L	25,879	
N6	WEST VIRGINIA	NEW ORLEANS	28-32	L	29,327	
N13	RUTGERS	NEW ORLEANS	20-29	L	28,872	
N20	at LSU	Baton Rouge, La.	7-17	L	64,318	

1977 (3-8)

Head Coach: Larry Smith

Sophomore Roch Hontas was the bright spot in a 3-8 season as he completed a school record 63.4 percent of his pass attempts, including 33-of-42 passes for 373 yards versus SMU in one of the top passing performances in Green Wave history up to that time. Coach Larry Smith added a key building block when he brought in running back Marvin Christian, who would lead Tulane in rushing the next three seasons. Christian showed promise of things to come with a 142-yard rushing performance against Stanford.

The Green Wave was a bit more competitive than the season before as it lost four games by four points or less. Hontas and Christian owed much of their offensive success to an improved offensive line, led by senior offensive tackle Eric Laakso, who went on to a fine NFL career with the Miami Dolphins.

S10	at Memphis	Memphis, Tenn.	9-27	L	26,792	
S17	STANFORD	NEW ORLEANS	17-21	L	30,482	
S24	at SMU	Dallas, Texas	23-28	L	18,460	
O1	VANDERBILT	NEW ORLEANS	36-7	W	21,483	
O8	at Boston College	Boston, Mass.	28-30	L	18,577	
O15	CINCINNATI	NEW ORLEANS	16-13	W	22,546	
O22	GEORGIA TECH	NEW ORLEANS	14-38	L	28,345	
O29	at Pittsburgh	Pittsburgh, Pa.	NR/13	0-48	L	46,273
N5	at Miami (Fla.)	Miami, Fla.	13-10	W	20,140	
N12	at Rutgers	Piscataway, N.J.	8-47	L	16,500	
N19	LSU	NEW ORLEANS	17-20	L	72,025	

1978 (4-7)

Head Coach: Larry Smith

Coach Larry Smith's third Tulane team came on strong at the end of the season to augur the bright future to come. After dropping its first four games, the 1978 squad finished 4-3 to gain momentum toward what would be an outstanding 1979 campaign.

Junior quarterback Roch Hontas had another fine season as he became the first Tulane passer to complete more than 100 passes in a season twice. Against Memphis, Hontas delivered an 80-yard TD bomb to Darrell Griffin, then the longest pass in Tulane history. Marvin Christian had an outstanding season, gaining 879 yards, one of the top marks in school history at the time. Junior Ed Murray kicked a 54-yard field goal against Memphis, tying the school record. On defense, Frank Robinson and Marty Wetzel each had more than 100 tackles.

S9	at Maryland	College Park, Md.	7-31	L	31,458	
S16	PITTSBURGH	NEW ORLEANS	NR/14	6-24	L	32,658
S23	at Georgia Tech	Atlanta, Ga.	17-27	L	25,205	
S30	at Stanford	Palo Alto, Calif.	NR/20	14-17	L	40,111
O7	at Vanderbilt	Nashville, Tenn.	38-3	W	27,600	
O14	BOSTON COLLEGE	NEW ORLEANS	9-3	W	27,177	
O21	TCU	NEW ORLEANS	7-13	L	22,748	
O28	MEMPHIS	NEW ORLEANS	41-24	W	19,127	
N4	MIAMI (Fla.)	NEW ORLEANS	20-16	W	20,045	
N11	at Ole Miss	Oxford, Miss.	3-13	L	28,580	
N25	at LSU	Baton Rouge, La.	21-40	L	75,876	

1979 (9-3)

Head Coach: Larry Smith

The 1979 squad won as many games as Coach Larry Smith's first three teams combined and finished the regular season 9-2 to earn an invitation to play Penn State in the Liberty Bowl.

The offensive leader was senior quarterback Roch Hontas, who completed 215-of-367 pass attempts for 2,345 yards and 21 TDs to set single-season records.

His favorite targets were wide receiver Alton Alexis and tight end Rodney Holman, who set a season receiving record with 47 catches each. Marvin Christian led Tulane in rushing for the third consecutive season. Kicker Ed Murray was perfect on 35 extra point attempts and set a season record for kicking points, as he was named to the All-South Independent team for the fourth straight season.

Late in the year, the team went on one of the greatest tears in modern Tulane history, outscoring Boston College, Ole Miss and LSU by a combined score of 116-36. In the Liberty Bowl against Penn State, the Nittany Lions won a battle of field goals, 9-6. Following the season, Smith accepted the head coaching position at the University of Arizona.

S8	STANFORD	NEW ORLEANS	NR/13	33-10	W	44,326
S15	at Rice	Houston, Texas	17-21	L	20,000	
S22	at TCU	Fort Worth, Texas	33-19	W	15,203	
S29	SMU	NEW ORLEANS	NR/19	24-17	W	42,563
O6	VANDERBILT	NEW ORLEANS	42-14	W	27,873	
O13	at Southern Miss	Hattiesburg, Miss.	20-19	W	30,028	
O20	at West Virginia	Morgantown, W.Va.	17-27	L	28,303	
O27	GEORGIA TECH	NEW ORLEANS	12-7	W	51,963	
N3	at Boston College	Boston, Mass.	43-8	W	12,236	
N10	OLE MISS	NEW ORLEANS	49-15	W	45,647	
N17	LSU	NEW ORLEANS	20/NR	24-13	W	73,496
<u>LIBERTY BOWL</u>						
D22	Penn State	Memphis, Tenn.	15/NR	6-9	L	50,021

YEAR-BY-YEAR SUMMARIES

1980 (7-5)

Head Coach: Vince Gibson

New head coach Vince Gibson led Tulane to a 7-4 regular season record and an invitation to the Hall of Fame Bowl, marking the first time the Green Wave participated in postseason play in consecutive seasons.

Senior quarterback Nickie Hall, who had spent three seasons in the shadow of the great Roch Hontas, finally got his chance and delivered, tying Hontas' single-season TD pass mark of 21 while passing and running for a school-record 174 points. Against SMU, Hall set a total offense record with 384 yards, including an 84-yard pass to Marcus Anderson, then the longest in school history. Against Rice, Hall threw five TD passes and Robert Griffin caught four of them.

Defensively, linebackers Frank Robinson, Marty Wetzell and middle guard Wilfred Simon all had more than 100 tackles for the second consecutive season. Cornerback Lionel Washington, who went on to a fine NFL career with the Raiders, led the team with five interceptions.

The 1980 season was not short on exciting finishes, as kicker Vince Manalla kicked field goals to beat Ole Miss and Kentucky with no time remaining. After a 2-3 start, Tulane won five in a row to clinch the bowl bid. Win No. 5 was a special one, as Hall ran for two TDs and passed for another to lead Tulane to its first win over Georgia Tech in Atlanta since 1933.

S6	SOUTHERN MISS	NEW ORLEANS		14-17	L	44,698
S13	at Stanford	Palo Alto, Calif.	NR/13	14-19	L	54,829
S20	RICE	NEW ORLEANS		35-14	W	40,321
S27	at Ole Miss	Oxford, Miss.		26-24	W	37,419
O4	SMU	NEW ORLEANS		21-31	L	42,563
O11	at Vanderbilt	Nashville, Tenn.		43-21	W	35,960
O18	AIR FORCE	NEW ORLEANS		28-7	W	28,101
O25	at Georgia Tech	Atlanta, Ga.		31-14	W	35,117
N1	KENTUCKY	NEW ORLEANS		24-22	W	42,139
N15	MEMPHIS	NEW ORLEANS		21-16	W	33,184
N22	at LSU	Baton Rouge, La.		7-24	L	69,248
		<u>HALL OF FAME BOWL</u>				
D27	Arkansas	Birmingham, Ala.		15-34	L	30,000

1981 (6-5)

Head Coach: Vince Gibson

With the graduation of Nickie Hall, it took a while to fill in the hole. When coach Vince Gibson finally found his man, junior college transfer Mike McKay, the team went from mediocre to excellent in a hurry. The Green Wave sputtered to an 0-4 start, but McKay came on late in game four and flashed the form that helped turn things around.

With McKay under center, the Wave won six of its last seven games. In eight games, McKay completed 78-of-124 passes for 927 yards with three interceptions and 10 TDs. Running back Marvin Lewis had a big year, rushing for 860 yards and nine TDs. Tight end Rodney Holman ended his career as the Green Wave's all-time leader with 135 catches.

The strength of the 1981 team was on defense, as the Green Wave allowed fewer points (144) than any Tulane team since college football went to an 11-game schedule in 1970. Defensive lineman Brian Douglas had 23 tackles behind the line of scrimmage, and linebackers Darryl Tipton, Ricky Goff, Jeff Roberts and Sly McGrew all had at least 100 tackles.

Four of the five losses were by nine points or less, including a 13-5 decision to '81 national champion Clemson. In the finale, Tulane crushed LSU, 48-7, to record its second win over the Tigers in three years.

S5	OLE MISS	NEW ORLEANS		18-19	L	43,685
S12	CLEMSON	NEW ORLEANS		5-13	L	45,736
S19	at Southern Miss	Hattiesburg, Miss.		3-21	L	32,756
O3	at Rice	Houston, Texas		16-20	L	17,000
O10	VANDERBILT	NEW ORLEANS		14-10	W	32,431
O17	at Air Force	Colorado Spr., Colo.		31-13	W	18,467
O24	GEORGIA TECH	NEW ORLEANS		27-10	W	37,431
O31	at Cincinnati	Cincinnati, Ohio		13-17	L	19,486
N7	MARYLAND	NEW ORLEANS		14-7	W	32,474
N14	at Memphis	Memphis, Tenn.		24-7	W	14,827
N28	LSU	NEW ORLEANS		48-7	W	71,546

1982 (4-7)

Head Coach: Vince Gibson

Vince Gibson's last Tulane squad was the only one to finish with a losing record, but the 1982 team ended its season in style with a win over Orange Bowl-bound LSU in Tiger Stadium. With the rain pouring down and time running out, Mike McKay tossed a fourth-down, 31-yard TD pass to fullback Reggie Reginelli for the game-winner in a come-from-behind 31-28 victory. It was the third and final lead change of the day and marked Tulane's third win over LSU in four seasons.

McKay threw for 1,903 yards and finished as Tulane's career leader in completion percentage. His prime target was Robert Griffin, who had a then-record 56 catches. Tony Wood had a strong season kicking, booting 52- and 53-yard field goals and going perfect on 22 extra points.

S4	MISSISSIPPI STATE	NEW ORLEANS		21-30	L	53,641
S11	at SMU	Dallas, Texas	NR/8	7-51	L	33,814
S18	RICE	NEW ORLEANS		30-6	W	33,460
O2	at Vanderbilt	Nashville, Tenn.		21-24	L	39,456
O9	GEORGIA TECH	NEW ORLEANS		13-19	L	34,321
O16	SOUTHERN MISS	NEW ORLEANS		10-22	L	39,685
O23	MEMPHIS	NEW ORLEANS		17-10	W	26,710
O30	BAYLOR	NEW ORLEANS		30-15	W	23,463
N6	at Ole Miss	Jackson, Miss.		14-45	L	23,314
N20	FLORIDA	NEW ORLEANS		7-21	L	27,795
N27	at LSU	Baton Rouge, La.	NR/12	31-28	W	76,114

1983 (2-9)

Head Coach: Wally English

Wally English began a controversial two-year reign as Tulane's head coach in 1983. The day before the season opener with Mississippi State, Jon English, Wally's son, filed suit against the NCAA and Tulane, alleging that he was unjustly being deprived of a final season of eligibility. He received a temporary restraining order that allowed him to play while the case worked its way through the courts, and played in six games before his attorneys ran out of legal maneuvers and he was declared ineligible. The two games that Tulane won during that time were forfeited to Ole Miss and Florida State, and the Green Wave wound up 2-9.

Future NFL performers like Bubby Brister, Don Maggs, Ron Tilton and Burnell Dent dotted the roster. Brister left the team after being replaced by Jon English midway through the first two games. Dent set a TU record for tackles in a season with 172.

S3	at Mississippi State	Starkville, Miss.		9-14	L	27,311
S10	OLE MISS#	NEW ORLEANS		27-23	L	33,389
S17	FLORIDA STATE#	NEW ORLEANS	NR/9	34-28	L	35,463
S24	at Kentucky	Lexington, Ky.		14-26	L	57,425
O1	VANDERBILT	NEW ORLEANS		17-30	L	30,756
O8	at Memphis	Memphis, Tenn.		25-28	L	29,367
O15	UL Lafayette	NEW ORLEANS		17-15	W	26,980
O22	at Southern Miss	Hattiesburg, Miss.		14-7	W	31,257
O29	at Baylor	Waco, Texas		18-24	L	20,050
N5	VIRGINIA TECH	NEW ORLEANS		10-26	L	21,391
N24	LSU	NEW ORLEANS		7-20	L	51,765

Tulane later forfeited game

1984 (3-8)

Head Coach: Wally English

Coach Wally English led the Green Wave to a 3-8 record in his final season as head coach. Notre Dame transfer Ken Karcher took over the starting quarterback spot. His favorite target was sophomore tight end Larry Route, who led the squad with 46 catches. Mike Jones led the team in rushing with 573 yards, including 129 in the season finale with LSU. Linebacker Burnell Dent led the team in tackles again (139).

The Tulane-LSU game was called with less than a minute remaining when a bench-clearing brawl broke out between the teams on an extra point attempt. English's two-year tenure ended the following week when Tulane announced it would seek a new head coach.

YEAR-BY-YEAR SUMMARIES

S1	MISSISSIPPI STATE	NEW ORLEANS		3-30	L	38,695
S15	at Florida	Gainesville, Fla.		21-63	L	65,265
S22	KENTUCKY	NEW ORLEANS		26-30	L	16,505
S29	at Ole Miss	Oxford, Miss.		14-19	L	33,866
O6	at Vanderbilt	Nashville, Tenn.		27-23	W	41,216
O13	SOUTHERN MISS	NEW ORLEANS		35-7	W	30,734
O20	at Florida State	Tallahassee, Fla.	NR/15	6-27	L	54,785
N3	at Virginia Tech	Blacksburg, Va.		6-13	L	30,400
N10	at Pittsburgh	Pittsburgh, Pa.		10-21	L	20,159
N17	MEMPHIS	NEW ORLEANS		14-9	W	20,109
N24	at LSU	Baton Rouge, La.		15-33	L	77,983

1985 (1-10) Head Coach: Mack Brown

Mack Brown, barely 34 at the start of the 1985 season, took over the head coaching and athletic director responsibilities and set about to rebuild the football program. The Green Wave went just 1-10 in 1985, but Brown stayed the course and slowly righted the ship.

The major positive development of Brown's first year was the signing of quarterback Terrence Jones, who went on to be one of Tulane's all-time greats. With Ken Karcher returning as the No. 1 quarterback, Jones volunteered to play tailback and led the team in rushing.

The season opened with eight straight losses before Tulane beat UL Lafayette for its only win. Marc Zeno set a Tulane season records with 73 catches for 1,137 yards in 1985 and set a then-single-game mark with 208 yards against LSU. Linebacker Burnell Dent led Tulane in tackles for the third straight season with 120.

A31	FLORIDA STATE	NEW ORLEANS	NR/19	12-38	L	37,478
S14	at TCU	Fort Worth, Texas		13-30	L	31,512
S21	at Kentucky	Lexington, Ky.		11-16	L	56,812
S28	OLE MISS	NEW ORLEANS		10-27	L	32,578
O5	VANDERBILT	NEW ORLEANS		17-24	L	25,979
O12	at Memphis	Memphis, Tenn.		21-38	L	31,298
O19	at Mississippi State	Starkville, Miss.		27-31	L	30,420
N2	at Georgia	Athens, Ga.		3-58	L	81,407
N9	UL Lafayette	NEW ORLEANS		27-17	W	24,040
N23	at Southern Miss	Hattiesburg, Miss.		6-24	L	21,753
N30	LSU	NEW ORLEANS		19-31	L	64,194

1986 (4-7) Head Coach: Mack Brown

Coach Mack Brown's second team took some lumps, but the record improved to 4-7 as it became obvious that better days were ahead. One reason for that was the emergence of sophomore QB Terrence Jones. In the opener vs. TCU, Jones set a school record with 388 passing yards and 484 yards of total offense, and when the season was over he had thrown for 2,124 yards with just seven interceptions while completing 159-of-284 pass attempts.

Receiver Marc Zeno had a dynamite junior season, catching 68 passes for 1,033 yards while setting Tulane career marks for receptions and yards. Fullback Rodney Hunter led the squad in rushing with 657 yards, the most by a Tulane back since 1981. Defensively, linebacker Richard Harvey and defensive back Thurston Harrison each had over 100 tackles.

S13	TCU	NEW ORLEANS		31-48	L	34,187
S20	at Vanderbilt	Nashville, Tenn.		35-17	W	40,155
S27	at Ole Miss	Oxford, Miss.		10-35	L	25,000
O4	WICHITA STATE	NEW ORLEANS		20-21	L	24,481
O11	at Florida State	Tallahassee, Fla.		21-54	L	53,701
O18	MISSISSIPPI STATE	NEW ORLEANS	NR/13	27-34	L	47,263
O25	SOUTHERN MISS	NEW ORLEANS		35-20	W	28,417
N1	UL Lafayette	NEW ORLEANS		42-39	W	44,132
N8	LOUISVILLE	NEW ORLEANS		12-23	L	22,108
N15	MEMPHIS	NEW ORLEANS		15-6	W	23,614
N29	at LSU	Baton Rouge, La.		17-37	L	78,131

1987 (6-6)

Head Coach: Mack Brown

Coach Mack Brown's last Tulane team was an exciting one, scoring and giving up more points than any other squad in the first 100 years of Green Wave football. It was a competitive club that finished the regular season with a 6-5 record, with three of the losses by seven points or less. After the regular season, Tulane played in its eighth bowl game, facing Washington in the Independence Bowl in Shreveport.

Tulane's Marc Zeno set the NCAA career receiving yardage record as he ended his college career with 3,725 yards. Zeno's 77 receptions and 1,206 yards surpassed his own school marks and he earned All-America honors.

Junior quarterback Terrence Jones was on the throwing end of nearly all of Zeno's receptions that fall as he set new Green Wave records for passing yards and total offense. With a full season left, Jones was already Tulane's career total offense leader. Tailback Marvin Allen scored 11 TDs, including four against Virginia Tech on three short runs and a 76-yard bomb from Jones. Tulane triumphed 57-38 to record the most points by the Green Wave since 1950. On the season, Tulane amassed a school-record 370 points.

The Green Wave and LSU played one of the great games in the series in 1987, as the Tigers scored in the final minute to win 41-36. Just prior to the Independence Bowl, Brown announced he was leaving to become head coach at North Carolina. He coached the bowl game, which the Green Wave lost, 24-12, to Washington.

S5	at Louisville	Louisville, Ky.		40-42	L	32,242
S12	IOWA STATE	NEW ORLEANS		25-12	W	27,561
S19	at Southern Miss	Hattiesburg, Miss.		24-31	L	16,023
S26	OLE MISS	NEW ORLEANS		31-24	W	40,302
O3	VANDERBILT	NEW ORLEANS		27-17	W	34,878
O17	at Memphis	Memphis, Tenn.		36-45	L	32,751
O24	VIRGINIA TECH	NEW ORLEANS		57-38	W	31,280
O31	at Florida State	Tallahassee, Fla.	NR/4	14-73	L	52,210
N7	at Mississippi State	Starkville, Miss.		30-19	W	23,647
N14	UL Lafayette	NEW ORLEANS		38-10	W	31,253
N21	LSU	NEW ORLEANS		36-41	L	70,168
<u>INDEPENDENCE BOWL</u>						
D19	Washington	Shreveport, La.		12-24	L	41,683

1988 (5-6)

Head Coach: Greg Davis

Greg Davis, Tulane's assistant head coach under Mack Brown, was promoted to the top spot in 1988 and led the team to a 5-6 record. The Green Wave started 3-1, but a four-game losing skid dampened chances for a winning season. Tulane bounced back with wins over Ole Miss and Mississippi State, but dropped the finale at LSU to finish a game below .500.

The 1988 season marked the end of the fabulous college career of Terrence Jones, who accumulated 9,445 yards of total offense to rank among the top 10 in NCAA history. Jones shattered nearly every career passing record during his four years on campus and led Tulane in rushing and passing in 1988.

He had a new target in converted quarterback Jerome McIntosh, who caught 52 passes for 908 yards and seven TDs. Michael Pierce also emerged as an offensive threat as he broke Tommy Mason's 28-year-old record for all-purpose yardage with 1,644. Defensively, Mitchell Price intercepted five passes, while linebacker Richard Harvey led the team in tackles for the third straight season.

S3	CHATTANOOGA	NEW ORLEANS		33-19	W	21,777
S10	at Iowa State	Ames, Iowa		13-30	L	41,780
S17	KANSAS STATE	NEW ORLEANS		20-16	W	24,490
S24	MEMPHIS	NEW ORLEANS		20-19	W	26,426
O1	FLORIDA STATE	NEW ORLEANS	NR/6	28-48	L	34,364
O8	SOUTHERN MISS	NEW ORLEANS		13-38	L	22,704
O22	LOUISVILLE	NEW ORLEANS		35-38	L	24,824
O29	UL Lafayette	NEW ORLEANS		34-51	L	26,687
N5	at Ole Miss	Oxford, Miss.		14-9	W	32,000
N19	MISSISSIPPI STATE	NEW ORLEANS		27-22	W	20,176
N26	at LSU	Baton Rouge, La.		14-44	L	75,497

YEAR-BY-YEAR SUMMARIES

1989 (4-8)

Head Coach: Greg Davis

In 1989, Coach Greg Davis and his team took on the first 12-game regular season schedule in the school's history.

Deron Smith took over at quarterback and set season records for pass attempts, completions and yards. Jerome McIntosh was the team's leading receiver for the second straight season, catching 55 passes for 899 yards. Smith and McIntosh put on a clinic in a 37-13 win at Vanderbilt, connecting 11 times for 271 yards, including a 77-yard TD pass. Smith threw for 370 yards that afternoon and McIntosh's 271 yards are the most ever by a Tulane receiver.

Fullback Chance Miller gained 99 yards in the opener at Hawaii before injuring his knee. He missed the next six games after undergoing surgery, but ran for 106 yards against Memphis in his second game back.

S2	at Hawaii	Honolulu, Hawaii	26-31	L	47,489
S9	RICE	NEW ORLEANS	20-19	W	29,469
S16	UL Lafayette	NEW ORLEANS	17-10	W	28,144
S23	at Florida State	Tallahassee, Fla.	9-59	L	61,613
S30	IOWA STATE	NEW ORLEANS	24-25	L	20,156
O7	at Southern Miss	Hattiesburg, Miss.	21-30	L	18,891
O21	OLE MISS	NEW ORLEANS	28-32	L	34,291
O28	at Virginia Tech	Blacksburg, Va.	13-30	L	26,353
N4	MEMPHIS	NEW ORLEANS	38-34	W	24,861
N11	at Mississippi State	Starkville, Miss.	7-27	L	25,105
N18	at Vanderbilt	Nashville, Tenn.	37-13	W	30,174
N25	LSU	NEW ORLEANS	7-27	L	41,573

1990 (4-7)

Head Coach: Greg Davis

Coach Greg Davis entered the 1990 campaign with aspirations for his first winning season, but instead finished 4-7. Southwestern Louisiana rolled to a 48-6 win in the opener, but Davis rallied his troops to wins over Rice and SMU. A five-game losing streak ensued, but the team responded, bashing Cincinnati 49-7 and upsetting Syracuse on the road, 26-24. The season ended with a 16-13 loss to LSU in Tiger Stadium.

Running back Chance Miller had a big year for the Wave as his 805 yards rushing were the most by a Tulane runner since 1981. Against LSU, Miller's 158 yards were the most by a Tulane back since 1978. Quarterback Deron Smith closed his Tulane career with another 2,000-yard passing season. Wide receiver Melvin Ferdinand led TU with 57 catches.

S1	UL Lafayette	NEW ORLEANS	6-48	L	29,298	
S8	at Rice	Houston, Texas	21-10	W	20,200	
S15	SMU	NEW ORLEANS	43-7	W	20,434	
S22	FLORIDA STATE	NEW ORLEANS	NR/2	13-31	L	32,170
S29	at Ole Miss	Oxford, Miss.	21-31	L	20,500	
O6	at Memphis	Memphis, Tenn.	14-21	L	26,759	
O13	SOUTHERN MISS	NEW ORLEANS	14-20	L	26,662	
O20	MISS. STATE	NEW ORLEANS	17-38	L	22,826	
O27	CINCINNATI	NEW ORLEANS	49-7	W	21,548	
N10	at Syracuse	Syracuse, N.Y.	26-24	W	48,488	
N24	at LSU	Baton Rouge, La.	13-16	L	67,435	

1991 (1-10)

Head Coach: Greg Davis

The 1991 season was one of the most trying in Tulane football annals, as the Green Wave struggled to a 1-10 record. The season opened with nine consecutive losses before Tulane whipped Navy. In game three against Mississippi State, Tulane was shut out for the first time since 1977 (152 games), and it happened twice more before the season was over.

While the team struggled, there were some individual accomplishments of note. Sophomore Wil Ursin caught 70 passes for 969 yards and nine TDs to post one of the top single-season performances in Tulane history. Against East Carolina, Ursin caught a TU-record 15 passes, including three TD receptions in the second half. The next week, he caught three more TDs against Navy to spark Tulane to its only win of the season.

Jerome Woods and Billy Duncan shared the quarterback spot, and for the first time in school history two players passed for more than 1,000 yards each. Defensively, freshman safety Mike Staid led the team with 108 tackles and three interceptions.

A31	OLE MISS	NEW ORLEANS	3-22	L	32,879	
S7	at Florida State	Tallahassee, Fla.	NR/1	11-38	L	61,801
S14	at Mississippi State	Starkville, Miss.	NR/25	0-48	L	36,429
S21	RICE	NEW ORLEANS	19-28	L	18,475	
S28	SYRACUSE	NEW ORLEANS	0-24	L	19,729	
O5	SMU	NEW ORLEANS	17-31	L	19,708	
O12	at Alabama	Tuscaloosa, Ala.	NR/19	0-62	L	70,123
O19	at Southern Miss	Hattiesburg, Miss.	14-47	L	16,558	
N2	at East Carolina	Greenville, N.C.	28-38	L	31,126	
N9	NAVY	NEW ORLEANS	34-7	W	23,322	
N23	LSU	NEW ORLEANS	20-39	L	38,384	

1992 (2-9)

Head Coach: Buddy Teevens

The Buddy Teevens era began on a bright note as the Green Wave won its season opener over SMU by a score of 13-12. Three weeks later, Tulane beat Nevada, 34-17, to improve to 2-2. However, the Green Wave did not win again and finished 2-9.

Starting quarterback Billy Duncan broke his right ankle in game three, and the Green Wave felt his absence. After the 2-2 start, Tulane battled eventual national champion Alabama fiercely in game five, holding the Crimson Tide without a touchdown for nearly three quarters before losing 37-0. Narrow losses the next two weeks, followed by a blowout loss to Memphis, ended Tulane's slim hopes for a winning season.

Slowed by injuries, fullback Chance Miller rushed for 306 yards and ended a fine career as the fifth-leading rusher in Tulane history with 2,023 yards. Wil Ursin led the team 55 receptions for 755 yards. Defensively, Mike Staid led Tulane in tackles (133) and interceptions (3) for the second consecutive year.

S5	at SMU	Dallas, Texas	13-12	W	15,100	
S12	at Ole Miss	Oxford, Miss.	9-35	L	30,200	
S19	at Iowa State	Ames, Iowa	14-38	L	38,913	
S26	NEVADA	NEW ORLEANS	34-17	W	23,741	
O10	ALABAMA	NEW ORLEANS	NR/6	0-37	L	50,240
O15	SOUTHERN MISS	NEW ORLEANS	7-17	L	21,760	
O24	BOSTON COLLEGE	NEW ORLEANS	NR/11	13-17	L	25,646
O31	MEMPHIS	NEW ORLEANS	20-62	L	20,936	
N7	at Navy	Annapolis, Md.	17-20	L	21,912	
N14	at Florida State	Tallahassee, Fla.	NR/5	7-70	L	60,127
N21	at LSU	Baton Rouge, La.	12-24	L	59,919	

1993 (4-8)

Head Coach: Buddy Teevens

Year two of the Teevens era – the 100th year of Tulane football – produced an improved product. In the opener against Alabama, Jerald Sowell broke off the longest play from scrimmage in school history with a 98-yard run. In the home opener against William & Mary, the Wave pitched a 10-0 shutout, Tulane's first blanking since 1973. Two weeks later, the Green Wave defeated Navy 27-25 on Bart Baldwin's 43-yard field goal as time expired. Tulane also won at Southern Mississippi, 17-15.

Newcomer Craig Randall started 10 games at quarterback and passed for 1,565 yards. Sowell was the leading rusher with 403 yards and Wil Ursin had his third consecutive 50-reception season. Mike Staid led Tulane in tackles for the third straight year with 133.

S4	#at Alabama	Birmingham, Ala.	NR/2	17-31	W	83,091
S11	at Rice	Houston, Texas	0-34	L	23,400	
S18	WILLIAM & MARY	NEW ORLEANS	10-0	W	20,517	
S25	MISSISSIPPI STATE	NEW ORLEANS	10-36	L	28,580	
O2	at Navy	Annapolis, Md.	27-25	W	21,117	
O9	UL Lafayette	NEW ORLEANS	15-36	L	25,970	
O16	at TCU	Fort Worth, Texas	7-14	L	20,987	
O30	at Boston College	Boston, Mass.	14-42	L	33,298	
N6	at Southern Miss	Hattiesburg, Miss.	17-15	W	16,397	
N13	NORTH CAROLINA	NEW ORLEANS	10-42	L	20,492	
N20	at LSU	Baton Rouge, La.	10-24	L	58,190	
D4	at Hawaii	Honolulu, Hawaii	17-56	L	27,541	

Alabama later forfeited game

YEAR-BY-YEAR SUMMARIES

1994 (1-10)

Head Coach: Buddy Teevens

Buddy Teevens' third season produced only one victory, but had its share of exciting moments. The one win came at Rice, 15-13, on a 47-yard field goal by Bart Baldwin as time expired, his school-record fifth field goal of the day. Kick returner Jeff Liggon had a huge season, setting an NCAA record for kickoff return yards and tying another for number of kickoffs returned. Safety Mike Staid, who started all 45 games in which he played at Tulane, ended his career as the No. 2 tackler in school history with 481. Fellow safety, Cedric Thomas, ended his career in a big way against LSU with two touchdowns – one on a fumble return, the other on a blocked punt recovery in the end zone. Running back Jerald Sowell became the first player in school history to have 600 yards rushing and 30 receptions in the same season.

S3	SOUTHERN MISS	NEW ORLEANS	10-25	L	24,786	
S10	at Rice	Houston, Texas	15-13	W	15,400	
S17	at North Carolina	Chapel Hill, N.C.	NR/16	0-49	L	43,000
S24	at Alabama	Birmingham, Ala.	NR/10	10-20	L	81,421
O8	at Memphis	Memphis, Tenn.	0-13	L	19,400	
O15	TCU	NEW ORLEANS	28-30	L	23,561	
O22	at Mississippi State	Starkville, Miss.	22-66	L	30,169	
O29	at Maryland	College Park, Md.	10-38	L	24,456	
N5	NAVY	NEW ORLEANS	15-17	L	20,603	
N12	OLE MISS	NEW ORLEANS	0-38	L	25,644	
N19	LSU	NEW ORLEANS	25-49	L	32,067	

1995 (2-9)

Head Coach: Buddy Teevens

The fourth season under Buddy Teevens marked the end of an era – Tulane's last season as an independent. The Green Wave defeated Wake Forest and Rice on consecutive weekends to jump out to a 2-1 start, but starting quarterback Aley Demarest was injured in the next game and freshman Shaun King was pressed into action.

King became the first rookie in school history to pass for more than 1,000 yards, and Jamaican Dartez made his mark as the most prolific freshman rusher in school history with 544 yards and 10 touchdowns.

Four of Tulane's nine losses were by less than a touchdown, including a wild 45-40 shootout against Rutgers in which King passed for 372 yards. Linebacker Derrick Singleton led Tulane with 126 tackles.

S2	MARYLAND	NEW ORLEANS	10-29	L	18,159
S9	WAKE FOREST	NEW ORLEANS	35-9	W	16,368
S16	at Rice	Houston, Texas	17-15	W	18,100
S30	at Southern Miss	Hattiesburg, Miss.	0-45	L	27,141
O7	at Ole Miss	Oxford, Miss.	17-20	L	26,683
O14	MEMPHIS	NEW ORLEANS	8-23	L	19,894
O21	at TCU	Fort Worth, Texas	11-16	L	25,421
O28	UL Lafayette	NEW ORLEANS	28-32	L	20,801
N4	at Louisville	Louisville, Ky.	14-34	L	33,271
N11	RUTGERS	NEW ORLEANS	40-45	L	16,098
N18	at Navy	Annapolis, Md.	7-35	L	19,815

1996 (2-9, 1-4 C-USA)

Head Coach: Buddy Teevens

Tulane's fifth and final season under Buddy Teevens resulted in a 2-9 record. The year got off to a rousing start when the Wave traveled to Cincinnati and won the first game in Conference USA history, 34-14. Tulane would lead at halftime in each of its final four conference games, but each by a total of 16 points, including two on last-second field goals.

Shaun King started all 11 games at quarterback and passed for 1,574 yards and eight touchdowns. Jerald Sowell (595 yards) and Jamaican Dartez (583) formed one of the best back tandems in school history. Brian Williams led the defense with 100 tackles, while Derrick Singleton had 77 tackles and three interceptions in only eight games. On special teams, Jeff Liggon set two NCAA career records for kickoff returns and was named the conference's special teams player of the year.

A30	at Cincinnati*	Cincinnati, Ohio	34-14	W	26,493
S14	RICE	NEW ORLEANS	14-21	L	38,839
S21	at Memphis*	Memphis, Tenn.	10-17	L	27,386
O5	TCU	NEW ORLEANS	35-7	W	14,341
O12	LOUISVILLE*	NEW ORLEANS	20-23	L	17,561

O19	at Army	West Point, N.Y.	10-34	L	35,971	
O26	SOUTHERN MISS*	NEW ORLEANS	NR/24	28-31	L	20,394
N2	HOUSTON*	NEW ORLEANS	17-20	L	14,474	
N9	SYRACUSE	NEW ORLEANS	NR/24	7-31	L	13,537
N16	at Navy	Annapolis, Md.	21-35	L	24,952	
N23	at LSU	Baton Rouge, La.	NR/18	17-35	L	78,966

1997 (7-4, 5-1 C-USA)

Head Coach: Tommy Bowden

First-year head coach Tommy Bowden guided the Green Wave to its most wins since 1980, completing the campaign with a 7-4 record. Tulane finished second in Conference USA with a 5-1 mark, its best conference record and finish since 1949. The team set 25 school and conference records, including the mark for points in a season with 375.

After opening the season with a 31-17 win over Cincinnati and tough losses to Rice and Syracuse, Tulane won three consecutive games, outscoring the opposition by a combined 138-49. Defensively, Tulane allowed 20.5 points per game, the fewest since 1981, and the Green Wave posted two shutouts in a season for the first time since 1973.

The Green Wave had a pair of 50-point games in one season for the first time since 1930, and scored at least 40 points on four occasions for the first time since 1928. Besides setting a C-USA record, the 64 points scored against Louisville were the most by a Tulane team since 1950.

Individually, King earned C-USA Offensive Player of the Year honors after throwing for nearly 2,600 yards and a school-record 25 touchdowns. Kicker Brad Palazzo led the nation in field goals per game and earned third-team All-America honors, the first Tulane player to do so since 1987.

S6	CINCINNATI*	NEW ORLEANS	31-17	W	20,828
S13	RICE	NEW ORLEANS	24-30	L	19,602
S20	at Syracuse	Syracuse, N.Y.	19-30	L	42,246
O4	ARMY	NEW ORLEANS	41-0	W	16,242
O11	at Louisville*	Louisville, Ky.	64-33	W	29,547
O18	EAST CAROLINA*	NEW ORLEANS	33-16	W	23,340
O25	at Southern Miss*	Hattiesburg, Miss.	13-34	L	26,092
N1	at UL Lafayette	Lafayette, La.	56-0	W	17,724
N8	MEMPHIS*	NEW ORLEANS	26-14	W	23,494
N15	OLE MISS	NEW ORLEANS	24-41	L	35,607
N22	at Houston*	Houston, Texas	44-10	W	11,618

1998 (12-0, 6-0 C-USA)

Head Coach: Tommy Bowden

The most successful season in the first 107 years of Tulane football was put together one game at a time. Some games were no contest from beginning to end, some saw Tulane romp early and coast home, some were hotly-contested until Tulane pulled away at the end, and one came down to the last play of the game.

When it was over, Tulane was 12-0. The 1998 team was the first Tulane squad to win 12 games in a season and the third unbeaten, untied squad in school history. Only one opponent, Louisville, was within a touchdown at game's end.

The 1998 team scored 499 points, 124 more than any previous Green Wave team had scored. The Wave scored at least 40 points in nine of 12 games, including the final seven contests of the year.

Shaun King broke almost every Tulane season and career passing record, becoming the first NCAA I-A player to amass 3,000 yards passing and 500 yards rushing in a season, and he established an NCAA I-A passing efficiency record of 183.3.

Statistics do not begin to describe the game-by-game impact that King's 38 TD passes and 11 rushing touchdowns had on Tulane's unbeaten run to the Conference USA championship, a decisive win over Brigham Young in the Liberty Bowl and a season-ending No. 7 national ranking.

The 1998 season began with road wins over Cincinnati and SMU as the Green Wave jumped out to big leads and never looked back. The home opener against Navy followed the same script, as King tossed a pair of TDs each to P.J. Franklin and JaJuan Dawson.

Next, Tulane prepared for a battle with C-USA power Southern Miss. To heighten the drama, King had broken his left wrist during the Navy game and was forced to play the remainder of the season in a soft cast. The Green Wave needed its defense to play its best game to have a chance against the defending C-USA champs, and it got just that as six USM turnovers fed a 21-7 Tulane win.

Two weeks later, Louisville gave the Green Wave its closest call of the season. With Tulane leading 28-22, the Cardinals drove to the TU three. On the last play of the game,

YEAR-BY-YEAR SUMMARIES

sophomore defensive back Tim Carter broke up a pass in the end zone to seal the win.

The Green Wave exploded for 165 points the next three weeks to bury Rutgers,

UL Lafayette and Memphis and lift the season mark to 8-0.

The Tulane-Army game at West Point was probably the most exciting of the season. With King running for three TDs and passing for three more, Tulane and Army lit up the scoreboard. A 21-21 halftime deadlock turned into a 28-28 tie late in the third quarter. Then, Toney Converse ran for a TD and King cashed in an Army turnover with a TD pass to Dawson to put the Green Wave ahead 42-28. Army, however, responded and it was up to the Tulane offense to preserve a 42-35 lead. King capped a long drive with a 20-yard TD scramble to clinch win number nine. King became the first Tulane player to run for 100 yards and throw for 300 yards in the same game.

Houston and Louisiana Tech did their best to derail Tulane's drive to a perfect season, but there was no stopping the Wave, especially at home.

Sporting an 11-0 record, C-USA champion Tulane met the nation's No. 5 defensive team, BYU, in the Liberty Bowl on New Year's Eve. Before a national television audience, King passed and ran the Green Wave to a 34-6 lead after three quarters on the way to a 41-27 win.

Shortly after the regular season ended, Coach Tommy Bowden announced that he had taken the head coaching job at Clemson, and the Liberty Bowl win was coached by new head coach Chris Scelfo and Bowden's assistants.



FINAL RANKING: 7th AP Conference USA Champions

S5	at Cincinnati*	Cincinnati, Ohio	52-34	W	20,721	
S12	at SMU	Dallas, Texas	31-21	W	12,316	
S26	NAVY	NEW ORLEANS	42-24	W	19,371	
O3	SOUTHERN MISS*	NEW ORLEANS	21-7	W	32,527	
O17	LOUISVILLE*	NEW ORLEANS	24/NR	28-22	W	26,217
O24	at Rutgers	Piscataway, N.J.	22/NR	52-24	W	20,714
O31	UL Lafayette	NEW ORLEANS	19/NR	72-20	W	25,177
N7	at Memphis*	Memphis, Tenn.	15/NR	41-31	W	18,192
N14	at Army*	West Point, N.Y.	14/NR	49-35	W	39,038
N21	HOUSTON*	NEW ORLEANS	12/NR	48-20	W	26,978
N26	LOUISIANA TECH	NEW ORLEANS	11/NR	63-30	W	37,391
LIBERTY BOWL						
D31	BYU	Memphis, Tenn.	10/NR	41-27	W	52,192

1999 (3-8, 1-5 C-USA) Head Coach: Chris Scelfo

A devastating rash of injuries combined with an inexperienced team spelled a tough season for Tulane in 1999. After an opening loss to Southern Miss, Coach Chris Scelfo rallied his young troops to impressive wins over SMU and Army and things were looking up. However, numerous injuries forced young players into critical roles.

The task of replacing Shaun King at quarterback fell on the shoulders of sophomore Patrick Ramsey. In the Green Wave's three wins, Ramsey completed 103-of-150 pass attempts for 12 touchdowns, and in narrow losses to Ole Miss, Houston and UAB, he completed 88-of-159 attempts for another eight scores.

Offensively, the Green Wave had a record-setting season behind the passing of Ramsey and the receiving duo of Adrian Burnette and JaJuan Dawson, who smashed several single-game, season and career receiving records. Freshman defensive back Quentin Brown had 50 tackles and broke up a half-dozen passes in only eight games.

The kicking game was a strong point, as Casey Roussel averaged 44.2 yards per punt and Seth Marler kicked nine consecutive field goals. The season finale against UAB, which the Green Wave lost 20-17, was the first overtime game in Tulane history.

S6	at Southern Miss*	Hattiesburg, Miss.	14-48	L	30,098	
S11	SMU	NEW ORLEANS	53-19	W	20,097	
S18	ARMY*	NEW ORLEANS	48-28	W	22,227	
O2	at Syracuse	Syracuse, N.Y.	NR/19	17-47	L	48,286
O9	at Ole Miss	Oxford, Miss.	NR/25	13-20	L	40,914
O16	UL LAFAYETTE	NEW ORLEANS	48-32	W	24,407	
O23	at East Carolina*	Greenville, N.C.	NR/20	7-52	L	35,021
O30	MEMPHIS*	NEW ORLEANS	7-49	L	17,847	
N6	at Houston*	Houston, Texas	31-36	L	16,008	
N13	at Navy	Annapolis, Md.	21-45	L	32,840	
N20	UAB* (OT)	NEW ORLEANS	20-23	L	18,592	

2000 (6-5, 3-4 C-USA) Head Coach: Chris Scelfo

With victories in its last three games, Tulane ended its 2000 campaign by posting the program's third winning season in the last four years.

Following a 49-20 loss to Ole Miss that turned on a controversial interception, the Green Wave dropped a 37-17 decision at C-USA foe East Carolina while playing without quarterback Patrick Ramsey. In a critical contest vs. SMU, Tulane posted a 29-17 victory behind the passing of Ramsey (34-50, 347 yards), the running of freshman Mewelde Moore (104 yards) and the kicking of Seth Marler (three FGs).

The next week, Tulane held off Cincinnati to even its record at 2-2 as Moore passed the 100-yard mark for the third straight game. The Green Wave went to UL Lafayette and prevailed by a single point as Roxie Shelvin blocked the potential game-tying PAT with under four minutes remaining.

A pair of losses dropped the Wave's record below .500 just in time for a visit to C-USA leader Louisville. Tulane battled the Cardinals to the final play before succumbing 35-32.

Tulane returned home for its final three contests. First, the Wave demolished Houston 41-23 as Ramsey hit four different receivers with touchdown passes and senior Adrian Burnette tallied 112 receiving yards. In the next game, Ramsey tied the school record with five touchdown passes and threw for 380 yards as Tulane topped Navy 50-38.

With a winning season riding on the season finale with Memphis, Tulane put together its best all-around performance of the year, dominating offensively and defensively to finish 6-5.

Ramsey finished the season with four straight 300-yard passing games. Offensive tackle Bernard Robertson and punter Casey Roussel picked up third team All-America honors and Moore's 890 rushing yards were the most by a Tulane back since 1970 and the highest total ever for a freshman. He was named Conference USA Freshman of the Year.

S2	at Ole Miss	Oxford, Miss.	NR/18	20-49	L	46,847
S16	at East Carolina*	Greenville, N.C.		17-37	L	38,517
S23	at SMU	Dallas, Texas		29-17	W	26,375
S30	CINCINNATI*	NEW ORLEANS		24-19	W	22,446
O7	at UL Lafayette	Lafayette, La.		38-37	W	20,113
O14	SOUTHERN MISS*	NEW ORLEANS	NR/16	24-56	L	27,645
O21	at Army*	West Point, N.Y.		17-21	L	40,107
O28	at Louisville*	Louisville, Ky.		32-35	L	30,387
N4	HOUSTON*	NEW ORLEANS		41-23	W	16,785
N11	NAVY	NEW ORLEANS		50-38	W	20,081
N18	MEMPHIS*	NEW ORLEANS		37-14	W	17,269

2001 (3-9, 1-6 C-USA) Head Coach: Chris Scelfo

Running back Mewelde Moore, quarterback Patrick Ramsey and kicker Seth Marler re-wrote large sections of the Green Wave football record book as Tulane fielded one of its most explosive offensive units in 2001. The fireworks on the Tulane side of the scoreboard could not produce a winning season as Chris Scelfo's third Tulane team finished 3-9.

Moore, Tulane's first 1,000-yard rusher in over 50 years, broke Eddie Price's single-season record by rushing for 1,421 yards. He also became the first player in the history of NCAA Division I-A to rush for more than 1,250 yards and catch more than 60 passes in a season. Against Cincinnati, he set the Tulane and Conference USA single game records for rushing yards with 249, and against Navy, he became the first Tulane player to tally 100 rushing (131) and receiving (130) yards in the same game.

Ramsey set career marks for TD passes, completions, attempts and passing yards. After the season, he was named a National Scholar Athlete by the National Football Foundation/College Football Hall of Fame.

Marler received the Lou Groza Award as the nation's outstanding kicker as he connected on 15 of 16 field goal attempts and was named to several All-America teams, including Tulane's first first-teamer since 1987.

Defensively, the Green Wave was led by safety Adrian Mitchell's 138 tackles and Lynam Elpheage's three interceptions.

A25	at BYU	Provo, Utah		35-70	L	49,008
S1	at LSU	Baton Rouge, La.	NR/14	17-48	L	91,782
S8	EAST CAROLINA*	NEW ORLEANS		24-51	L	19,027
S22	UCF	NEW ORLEANS		29-36	L	17,497
S29	SOUTHERN	NEW ORLEANS		41-7	W	41,319
O6	at Cincinnati*	Cincinnati, Ohio		33-46	L	20,091
O13	TCU*	NEW ORLEANS		48-22	W	18,778
O20	at UAB*	Birmingham, Ala.		27-34	L	16,291
O27	at Army*	West Point, N.Y.		35-42	L	35,281
N3	LOUISVILLE*	NEW ORLEANS		7-52	L	19,369
N10	at Navy	Annapolis, Md.		42-28	W	31,456
N17	at Southern Miss*	Hattiesburg, Miss.		6-59	L	24,054

YEAR-BY-YEAR SUMMARIES

2002 (8-5, 4-4 C-USA) Head Coach: Chris Scelfo

An aggressive and opportunistic defense, superior special teams play and a young offense that came together behind new quarterback J.P. Losman and star running back Mewelde Moore, propelled Tulane to just its second eight-plus win season since 1979.

The season culminated with a pair of upset victories as the Green Wave dominated Southern Miss, 31-10, in the regular season finale, earning a trip to the Hawai'i Bowl to meet Hawai'i on ESPN.

The heavily favored Warriors jumped out to a 14-0 lead and enjoyed a 14-6 halftime advantage before MVP Lynaris Elpheage returned two third-quarter punts – the first for a 60-yard touchdown and the second for 56 yards to set up another score – that turned the game around. Tulane took a 20-14 lead that it would not relinquish. The Wave defense collected eight sacks and forced three turnovers while Losman scored a pair of rushing touchdowns and Moore ran for 116 yards in a 38-26 win.

To get to Hawai'i, the Green Wave overcame a brutal opening stretch that included three straight Conference USA road games. TU went 2-3 over the first month of the season with victories over Southern and Houston before falling to East Carolina and Memphis on the road, and to No. 3 Texas in the Superdome.

Tulane rebounded in October, ripping off four straight victories beginning with a 52-9 win at Louisiana-Monroe as the Green Wave defense did not allow a touchdown for the first time since 1997. A pair of victories over C-USA foes Cincinnati and UAB followed before Navy came to New Orleans for the homecoming game at Tad Gormley Stadium in City Park. In Tulane's first outdoor home game since 1974, Losman tied the school record with five TD passes and Moore broke the Green Wave career rushing record before a sellout crowd of 28,123.

Moore finished his junior season as just the second player in school history to post back-to-back 1,000-yard rushing seasons. The Green Wave defense led the nation in turnovers gained while surrendering just 21.7 points per game.

A31	SOUTHERN	NEW ORLEANS	37-19	W	40,337	
S7	at Houston*	Houston, Texas	34-13	W	16,307	
S14	at East Carolina*	Greenville, N.C.	20-24	L	35,300	
S21	at Memphis*	Memphis, Tenn.	10-38	L	32,120	
S28	TEXAS	NEW ORLEANS	NR/3	0-49	L	46,678
O5	at UL-Monroe	Monroe, La.	52-9	W	11,645	
O12	CINCINNATI*	NEW ORLEANS	35-17	W	19,575	
O19	UAB*	NEW ORLEANS	35-14	W	19,343	
O26	NAVY (TG)	NEW ORLEANS	51-30	W	28,123	
N9	at TCU*	Fort Worth, Texas	10-17	L	27,694	
N16	ARMY*	NEW ORLEANS	10-14	L	19,421	
N23	SOUTHERN MISS*	NEW ORLEANS	31-10	W	21,832	
		<u>CONAGRA FOODS HAWAII BOWL</u>				
D25	at Hawai'i	Honolulu, Hawaii	36-28	W	35,513	

2003 (5-7, 3-5 C-USA) Head Coach: Chris Scelfo

Behind quarterback J.P. Losman and running back Mewelde Moore, Chris Scelfo's fifth team sprinted out to a 3-1 record before injuries decimated the Green Wave defense. A five-game losing streak in the middle of the season derailed Tulane's chances at a winning season, although the Wave came back to win two of its last three games.

Tulane opened the season versus defending league champ TCU on ESPN. After falling behind 31-7, the Green Wave staged a thrilling comeback that fell just short in a 38-35 loss.

The Wave then won its next three contests. First, Losman hit Moore with a 23-yard TD to give Tulane an overtime victory over Northwestern State in the first night game at Tad Gormley Stadium. A week later versus Mississippi State, Barrett Pepper kicked a 32-yard field goal with six seconds left to cap a 17-point fourth-quarter comeback to give Tulane its first win over an SEC team in 25 games. Finally, Tulane defeated Army at West Point, 50-33, as Losman posted his fourth-straight 300-yard passing game.

Moore broke the Conference USA rushing record in the Texas game a week later, but the No. 14 Longhorns dominated the Green Wave, 63-18. Tulane then suffered a 45-42 defeat to Houston in the Homecoming game at Tad Gormley.

The losing streak continued at Louisville, where the Wave fell 47-28 in an ESPN contest, and at home versus Memphis. Each week new players were moved to the defensive line, where the Wave lost nearly two full sets of players to injury. A game at Navy brought Tulane's fifth consecutive loss, and the loss of Moore for the season with a broken hand.

Tulane broke the streak with a 38-24 win at UAB. The defense came up with four turnovers, Losman threw three touchdown passes, while Jovon Jackson gained 183 yards and scored two touchdowns, including one on an 85-yard run to seal the win.

The next week, Tulane gave up 17 first-quarter points to Southern Miss before fighting back. A Losman-Bush hook-up made the score 20-14, but USM put the game away on a 34-yard touchdown pass on a fake field goal attempt. Tulane ended the season on a bright note with a 28-18 win over East Carolina.

In the end, Moore left Tulane with 25 school and league rushing and all-purpose records while receiver Roydell Williams posted a 1,000-yard receiving season. Four defenders finished with more than 100 tackles, led by safety Tra Boger, as the Wave started 11 different lineups on defense during the year.

S1	TCU*	NEW ORLEANS	NR/25	35-38	L	28,966
S6	N'WESTERN ST. (TG)	NEW ORLEANS		27-24 (OT)	W	25,116
S13	MISSISSIPPI STATE	NEW ORLEANS		31-28	W	33,723
S20	at Army*	West Point, N.Y.		50-33	W	27,024
S27	at Texas	Austin, Texas	NR/14	18-63	L	83,120
O11	HOUSTON* (TG)	NEW ORLEANS		42-45	L	27,420
O17	at Louisville*	Louisville, Ky.		28-47	L	38,119
O25	MEMPHIS*	NEW ORLEANS		9-41	L	19,357
N1	at Navy	Annapolis, Md.		17-35	L	27,417
N8	at UAB*	Birmingham, Ala.		38-24	W	14,213
N15	at Southern Miss*	Hattiesburg, Miss.		14-28	L	26,987
N22	EAST CAROLINA*	NEW ORLEANS		28-18	W	19,226

2004 (5-6, 3-5 C-USA) Head Coach: Chris Scelfo

A three-game November winning streak and four victories in its last six contests lifted Tulane to its second straight five-win season in 2004. Along the way, the Green Wave upset a pair of bowl-bound teams and went on the road to defeat the defending Conference USA champions.

With a new starting quarterback in Lester Ricard, a defensive line made up of underclassmen, and faced with the task of replacing all-time rushing and all-purpose yardage leader Mewelde Moore, the Green Wave started slowly. In September, a home win over Florida A&M, highlighted by a three-touchdown, 134-yard rushing day by Jovon Jackson, was sandwiched between losses to Mississippi State and Southern Miss.

After falling at East Carolina on a last-second field goal, Tulane dropped a 49-24 decision at Memphis to fall to 1-4 on the season. However, on Homecoming at Tad Gormley Stadium, the Green Wave offense put on a show and the defense came up with critical stops as Tulane outscored UAB, 59-55. Ricard completed 36-of-49 passes for 417 yards and a school-record six touchdowns, three of which went to Roydell Williams, who caught 11 passes for 138 yards on the day. Chris Bush caught a pair of touchdown passes, including the game-winner with 27 seconds left.

Tulane lost at Houston, but returned home for its most impressive performance of the season, a 42-10 domination of bowl-bound Navy. Ricard was uncanny, completing 18-of-19 passes for 323 yards and four scores.

A week later versus Army, the Green Wave got 216 rushing yards and three TDs from freshman Matt Forté, and held on for a 45-31 win despite losing Ricard to a broken wrist.

With Ricard sidelined, freshman Richard Irvin provided the heroics the next week as Tulane upset defending C-USA champ TCU in Fort Worth, 35-31. Irvin completed 22-of-37 passes for 282 yards and five TDs, while Bush caught six passes for 136 yards and two scores, including a 12-yarder with 43 seconds left that gave Tulane the win. Williams broke the school and league records for career touchdown catches in the game.

Although the Wave was unable to slow No. 7 Louisville a week later in a game rescheduled from earlier in the season due to Hurricane Ivan, the 2004 season provided a promising glimpse of things to come.

S4	at Mississippi St.	Starkville, Miss.		7-28	L	52,114
S11	FLORIDA A&M	NEW ORLEANS		39-19	W	23,214
S25	SOUTHERN MISS*	NEW ORLEANS		14-32	L	27,211
O9	at East Carolina*	Greenville, N.C.		25-27	L	29,584
O16	at Memphis*	Memphis, Tenn.		24-49	L	32,897
O23	UAB (TG)*	NEW ORLEANS		59-55	W	22,541
O30	at Houston*	Houston, Texas		3-24	L	17,204
N6	NAVY	NEW ORLEANS		42-10	W	21,484
N13	ARMY*	NEW ORLEANS		45-31	W	20,357
N27	at TCU*	Fort Worth, Texas		35-31	W	24,362
D4	LOUISVILLE*	NEW ORLEANS	NR/7	7-55	L	22,169

YEAR-BY-YEAR SUMMARIES

2005 (2-9, 1-5 C-USA) Head Coach: Chris Scelfo

Spirits were high when the 2005 team met in August to begin preseason practice. After all, the squad returned 44 letterwinners and 17 starters from the team of a year ago.

But before the Green Wave took a single snap against outside competition, life changed for the team, the University and the Greater New Orleans Area as Hurricane Katrina forced the cancellation of the fall semester.

After an evacuation to Jackson, Miss., a pitstop in Dallas and a relocation to Ruston, La., the Green Wave lived the life of nomads as Tulane played 11 games in 11 weeks in 11 different stadiums while going 2-9.

The Green Wave played hard in the opener against Mississippi State, but with the score knotted at 14-all, a fourth-quarter fumble led to a Bulldog score with 7:44 left to play.

The squad bounced back well the following week at SMU, as Lester Ricard completed 22 of 34 passes for 213 yards and two touchdowns as the Green Wave dumped SMU in the C-USA opener for both teams. A week later, Tulane defeated Southeastern Louisiana, but that would be the final victory of the year for the boys in olive and blue.

The Green Wave never gave in to its opponents or its circumstances, but in the end, injuries to key personnel and the effects of being dislocated by the storm finally caught up with the team.

Ricard led the team with 1,932 yards through the air, Matt Forté paced the club with 655 yards rushing, and Preston Brown enjoyed a break-through season at wideout where he snared 47 passes for 720 yards and six touchdowns.

On defense, Anthony Cannon posted his fourth straight 100-yard tackle season (114), while Tra Boger led the way with three interceptions.

S17	MISSISSIPPI STATE	SHREVEPORT, LA	14-21	L	16,421
S24	at SMU*	Dallas, Texas	31-10	W	15,681
O1	SE LOUISIANA	BATON ROUGE, LA	28-21	W	16,826
O8	HOUSTON*	LAFAYETTE, LA	14-35	L	15,454
O14	UTEP*	RUSTON, LA	21-45	L	13,153
O22	at UCF*	Orlando, Fla.	24-34	L	15,009
O29	MARSHALL*	MOBILE, ALA	26-27	L	13,290
N5	at Navy	Annapolis, Md.	21-49	L	33,608
N12	at Rice*	Houston, Texas	34-42	L	9,162
N19	TULSA*	MONROE, LA	14-38	L	10,306
N26	at Southern Miss*	Hattiesburg, Miss.	7-26	L	28,730

2006 (4-6, 2-5 C-USA) Head Coach: Chris Scelfo

Chris Scelfo's final year at Tulane was an up-and-down season. After spending the entire 2005 campaign away from its uptown campus because of damage from Hurricane Katrina, the Green Wave returned home for the 2006 season. However, Tulane was once again forced to play 12 games during a 12-week stretch.

The Wave opened the season with a dismal showing at Houston, but rebounded with a convincing, 32-29, victory at Mississippi State the following week. Tulane and LSU renewed their rivalry, and in the first game between the two schools in five years, the Tigers topped the Wave, 49-7.

Tulane played its first home game in the Superdome since 2004 when it hosted SMU in the opener. The Greenies battled back and took a late lead, but the Mustangs returned the ensuing kick-off for a touchdown to seize control of the game and Tulane dropped to 1-3.

The following weeks, Tulane cruised past eventual New Orleans Bowl participant Rice, 38-24, but fell at UTEP. Tulane's offense moved the ball at will at No. 8 Auburn, but, suffered three turnovers inside the red zone and could not recover in a 38-13 loss.

Tulane returned home and dispatched Army, 42-28, on homecoming behind quarterback Lester Ricard, who passed for 409 yards and three scores.

The Wave gave Marshall a tough fight on the road and the game was tied, 21-21, heading into the fourth quarter. However, Tulane lost the services of leading rusher Matt Forté for the season when he suffered a season-ending injury while making a tackle following a TU interception. Without Forté in the lineup, Marshall scored 21 unanswered points and prevailed, 42-21.

Tulane managed a 1-2 record to finish the season, including a victory over UCF. Scelfo became the school's career leader for most games coached, but he was relieved of his coaching duties shortly after the final game at Tulsa.

S9	at Houston*	Houston, Texas	7-45	L	16,506
S16	at Mississippi State	Starkville, Miss.	32-29	W	38,130
S23	at LSU	Baton Rouge, La.	NR/10	L	92,135
S30	SMU*	NEW ORLEANS	28-33	L	21,565
O7	RICE*	NEW ORLEANS	38-24	W	15,064
O14	at UTEP*	El Paso, Texas	20-34	L	35,930
O21	at Auburn	Auburn, Ala.	NR/8	L	79,837
O28	ARMY	NEW ORLEANS	42-28	W	21,053
N4	at Marshall*	Huntington, W.Va.	21-42	L	25,128
N11	SOUTHERN MISS*	NEW ORLEANS	3-31	L	21,687
N18	UCF*	NEW ORLEANS	10-9	W	15,341
N24	at Tulsa*	Tulsa, Okla.	3-38	L	15,502

2007 (4-8, 3-5 C-USA) Head Coach: Bob Toledo

A new era in Tulane football began in 2007 with first-year head coach Bob Toledo taking over the reins of the Green Wave program. Toledo brought with him a proven West Coast offense and a resume full of success, but the season belonged to one player—Matt Forté. Forté mesmerized defenses with his running ability and gave the Tulane faithful a once-in-a-lifetime experience throughout the season.

Forté galloped for a Tulane single-season records with 2,127 yards and 23 touchdowns on 361 carries while ranking second on the team with 32 receptions for another 282 yards through the air. His rushing total and 177.2 rushing yards per game average ranked second in the NCAA in 2007, and he also ranked second nationally in scoring with 11.7 points per game. Forté's 2,127 rushing yards marked the seventh-best single-season rushing total in NCAA history and he became the 11th all-time player in to surpass 2,000 rushing yards in one season. He registered eight games with 100-plus yards, including three 200-plus yard games and two 300-plus yards contests.

Despite Forté's heroic efforts, Tulane opened the season with a 1-5 record before Forté ran for a school and Conference USA single game record 342 yards and scored four touchdowns, including the game winner in overtime, to down SMU in Dallas, 41-34.

Tulane won two of its final three games of the year, including convincing wins over UTEP and Rice in back-to-back games, but dropped heartbreakers to Army (in overtime), UAB and Memphis by a combined nine points.

S8	MISSISSIPPI STATE	NEW ORLEANS	17-38	L	31,076
S15	HOUSTON*	NEW ORLEANS	10-34	L	21,311
S22	SE LOUISIANA	NEW ORLEANS	35-27	W	17,611
S29	LSU	NEW ORLEANS	NR/2	L	58,769
O6	at Army	West Point, N.Y.	17-20 (OT)	L	30,022
O13	at UAB*	Birmingham, Ala.	21-26	L	24,144
O20	at SMU*	Dallas, Texas	41-34 (OT)	W	14,901
O27	MEMPHIS*	NEW ORLEANS	27-28	L	23,267
N3	TULSA*	NEW ORLEANS	25-49	L	15,271
N10	UTEP*	NEW ORLEANS	34-19	W	15,479
N17	at Rice*	Houston, Texas	45-31	W	11,539
N24	at East Carolina*	Greenville, N.C.	12-35	L	35,362

2008 (2-10, 1-7 C-USA) Head Coach: Bob Toledo

A season with a promising 2-2 start ended in disappointment as injuries decimated the Green Wave in 2008 and the team finished with a mark of 2-10. Tulane stayed toe-to-toe with 13th-ranked Alabama before falling late and dropped a heartbreaking contest to No. 14 East Carolina in the final minutes to begin the season 0-2.

Tulane rebounded with consecutive wins over in-state school UL-Monroe and Conference USA rival SMU to improve to 2-2. However, devastating injuries began to mount beginning with the fifth game of the year with a loss to Army, and TU did not crack the win column again. By the time the clock hit 0:00 in the season finale at Memphis, Tulane had lost 17 players to season-ending injuries and many other players were sidelined with nagging injuries as well.

Among the casualties was leading rusher, André Anderson, who was named a Doak Walker Award candidate, and top receiver Jeremy Williams. The team's much-needed depth was gradually depleted over the course of the season and by the end of the year Tulane was relying on back-ups and true freshmen to fill in the holes alongside the remaining starters.

Despite the adverse season, Tulane placed a combined three players on the All-Conference USA First and Second Teams and offensive lineman Troy Kropog, who played in the Under Armour Senior Bowl and was drafted in the fourth round by the Tennessee Titans, while center Michael Parenton signed a free agent contract with the New York Jets.

YEAR-BY-YEAR SUMMARIES



S6	at Alabama	Tuscaloosa, Ala.	6-20	L	92,138
S12	EAST CAROLINA*	NEW ORLEANS	24-28	L	27,189
S20	UL-MONROE	NEW ORLEANS	24-10	W	23,419
S25	SMU*	NEW ORLEANS	34-27	W	25,643
O4	ARMY (TG)	NEW ORLEANS	13-44	L	23,794
O11	at UTEP*	El Paso, Texas	21-24	L	33,121
O25	RICE*	NEW ORLEANS	17-42	L	17,841
N1	at LSU	Baton Rouge, La.	10-35	L	92,136
N8	at Houston*	Houston, Texas	14-42	L	23,522
N15	UAB*	NEW ORLEANS	24-41	L	18,614
N22	at Tulsa*	Tulsa, Okla.	7-56	L	20,391
N29	at Memphis*	Memphis, Tenn.	6-45	L	15,012

O23	at UTEP*	El Paso, Texas	34-24	W	25,007
O30	SMU*	NEW ORLEANS	17-31	L	18,636
N6	SOUTHERN MISS*	NEW ORLEANS	30-46	L	22,737
N13	RICE*	NEW ORLEANS	54-49	W	16,698
N20	UCF*	NEW ORLEANS	14-61	L	19,069
N27	at Marshall*	Huntington, W.Va.	23-38	L	19,302

2009 (3-9, 1-7 C-USA) Head Coach: Bob Toledo

Despite an overall record of 3-9, the 2009 Green Wave football team will go down as the first squad to feature a 1,000-yard rusher and 1,000-yard receiver in the same season and the year was highlighted with the most prolific freshman quarterback in school history.

The Tulane senior duo of running back André Anderson and receiver Jeremy Williams etched their names in the TU annals after Anderson, a Doak Walker candidate, ran for 1,016 yards, becoming the fourth back in school history to eclipse the 1,000-yard rushing plateau in a single season, and Williams, a Fred Biletnikoff candidate, caught 84 passes for 1,113 yards, the fourth best effort in school history. Together, Anderson and Williams accounted for 17 touchdowns and 3,009 all-purpose yards.

Tulane changed quarterbacks at the midway point of the season and redshirt-freshman quarterback Ryan Griffin took over for Joe Kemp and finished 141-of-222 for 1,382 yards and nine touchdowns. Griffin's completions, attempts, passing yardage and touchdown totals were the most by a Tulane freshman quarterback in school history.

The Green Wave struggled to a 0-2 start with losses at home to Conference USA rival Tulsa and to No. 9 BYU, but the team rebounded with a victory over McNeese State and the following week at Army with a field goal in the final minutes for a thrilling come-from-behind victory.

Tulane returned home with a chance to get past the .500 mark, but a 31-10 loss to Marshall on homecoming was the start of a four-game skid. Tulane recorded its last win of the season in the home finale with a 45-38 decision over UTEP.

The Green Wave played its final three games of the season on the road and failed to crack the win column again.

S4	TULSA*	NEW ORLEANS	13-37	L	27,638
S12	BYU	NEW ORLEANS	3-54	L	26,224
S26	McNEESE STATE	NEW ORLEANS	42-32	W	29,028
O3	at Army	West Point, N.Y.	17-16	W	26,076
O10	MARSHALL*	NEW ORLEANS	10-31	L	28,312
O17	HOUSTON *	NEW ORLEANS	NR/23	L	22,891
O24	at Southern Miss*	Hattiesburg, Miss.	6-43	L	30,541
O31	at LSU	Baton Rouge, La.	NR/9	L	92,031
N7	UTEP*	NEW ORLEANS	45-38 (OT)	W	16,791
N14	at Rice*	Houston, Texas	20-28	L	14,728
N21	at UCF*	Orlando, Fla.	0-49	L	31,390
N28	at SMU*	Dallas, Texas	21-26	L	20,335

2010 (4-8, 2-6 C-USA) Head Coach: Bob Toledo

The 2010 season started on a promising note at 2-2, including a 17-14 win at Rutgers in early October. Losses in the next two games made it an uphill climb, but a 34-24 win at UTEP kept spirits up with three wins over the first seven games. Tulane held leads into the third quarter against both SMU and Southern Miss only to fall short on both occasions, and a 54-49 win over Rice kept bowl possibilities alive. A loss to UCF, however, ended those dreams and the Wave wrapped up the season with back-to-back losses.

The year, however, was not without its highlights as Orleans Darkwa set a Tulane freshman record with 925 rushing yards and 11 touchdowns while linebacker Trent Mackey hit the 100-tackle plateau with 124 stops.

S2	SOUTHEASTERN LA.	NEW ORLEANS	27-21	W	20,258
S11	OLE MISS	NEW ORLEANS	13-27	L	36,389
S25	at Houston*	Houston, Texas	23-42	L	32,007
O2	at Rutgers	Piscataway, N.J.	17-14	W	47,963
O9	ARMY	NEW ORLEANS	23-41	L	28,756
O16	at Tulsa*	Tulsa, Okla.	24-52	L	23,295

2011 (2-11, 1-7 C-USA) Head Coach: Bob Toledo/Mark Hutson

The Green Wave opened the season with its best start since 2005 with a home win and a road C-USA victory, but things declined after week three and Tulane was unable to crack the win column again.

Bob Toledo's fifth season as head coach was cut short after the seventh game and Mark Hutson assumed coaching duties for the final six games.

The season was highlighted by the individual performances of quarterback Ryan Griffin, running back Orleans Darkwa, linebacker Trent Mackey and defensive end Dezman Moses. Griffin led the squad in total offense with 2,492 yards, including 2,502 passing yards and 13 touchdowns. He threw for over 300 yards against both Syracuse and Memphis. Darkwa scampered for 924 rushing yards, scored 13 touchdowns on the ground and led the team with 37 catches for 305 yards. Mackey was named first team All-Conference USA after posting 145 stops, including 14.0 tackles for a loss. Moses collected 9.5 sacks and 12.0 tackles for loss in his senior season.

S3	SOUTHEASTERN LA.	NEW ORLEANS	47-33	W	15,912
S10	TULSA*	NEW ORLEANS	3-31	L	19,752
S17	at UAB*	Birmingham, Ala.	49-10	W	17,658
S24	at Duke	Durham, N.C.	27-48	L	20,138
O1	at Army	West Point, N.Y.	6-45	L	31,235
O8	SYRACUSE	NEW ORLEANS	34-37	L	23,188
O15	UTEP*	NEW ORLEANS	7-44	L	16,690
O22	MEMPHIS*	NEW ORLEANS	17-33	L	25,158
O29	at East Carolina*	Greenville, N.C.	13-34	L	49,410
N5	at SMU*	Dallas, Texas	24-45	L	20,106
N10	HOUSTON*	NEW ORLEANS	NR/11	L	17,657
N19	at Rice*	Houston, Texas	7-19	L	15,461
N26	at Hawai'i	Honolulu, Hawai'i	23-35	L	27,411

2012 (2-10, 2-6 C-USA) Head Coach: Curtis Johnson

Curtis Johnson's era as Tulane's head coach began with Hurricane Isaac making landfall the week before the season, forcing the team to relocate to Birmingham, Ala., to prepare for Rutgers. Adversity struck the very next week in Tulsa when senior Devon Walker suffered a devastating spinal injury on the final play of the first half. The team and the country rallied behind Walker as the season progressed.

Tulane earned the first victory of the season at home against SMU, 27-26, and returned two weeks later to upend UAB, 55-45, in the Dome for the second win of the year.

Senior quarterback Ryan Griffin and kicker Cairo Santos provided the highlights for the season. Santos was named consensus first team All-America and received the Lou Groza Award as the nation's top place kicker. The junior hit all 21 field goal attempts during the year, including hitting a school record 57-yarder against Rice.

Griffin, despite missing three and a half games, posted career highs across the board after completing 245-of-394 yards for 2,771 yards and 20 touchdowns. For his career, Griffin holds top honors in pass attempts (1,396) and completions (836) while sitting second all-time in passing yards (9,026), completion percentage (.599) and 300-yard games (10), fourth in touchdown passes, and sixth in passing efficiency (122.4).

S1	RUTGERS	NEW ORLEANS	12-24	L	26,059
S8	at Tulsa*	Tulsa, Okla.	10-45	L	17,880
S22	OLE MISS	NEW ORLEANS	0-39	L	28,913
S29	UL-MONROE	NEW ORLEANS	10-63	L	18,063
O6	at UL Lafayette	Lafayette, La.	13-41	L	29,758
O13	SMU*	NEW ORLEANS	27-26	W	11,519
O20	at UTEP*	El Paso, Texas	20-24	L	23,234
O27	UAB*	NEW ORLEANS	55-45	W	12,531
N3	RICE*	NEW ORLEANS	47-49	L	15,467
N10	at Memphis*	Memphis, Tenn.	23-37	L	18,796
N17	EAST CAROLINA*	NEW ORLEANS	23-28	L	14,041
N24	at Houston*	Houston, Texas	17-40	L	25,402

YEAR-BY-YEAR SUMMARIES

2013 (7-6, 5-3 C-USA) Head Coach: Curtis Johnson

Tulane, in the final season as a member of C-USA, enjoyed a turnaround under Curtis Johnson that culminated in a 7-6 overall record, a 5-3 C-USA record and the school's first bowl appearance in 11 years with a berth in the R+L Carriers New Orleans Bowl.

The Green Wave opened its 38th and final season in the Superdome (Tulane did not play in the Superdome in 2005 due to damage from Hurricane Katrina) against Jackson State on Aug. 29 and played its 220th and final game in one of the world's most iconic sports venues against UL Lafayette in front of a New Orleans Bowl record crowd of 54,728 on Dec. 21, 2013.

Tulane began the season with a 2-2 record but came alive in late September with a win at ULM that sparked a four-game win streak. Along the way, Tulane got past North Texas, 24-12, on homecoming thanks to a field goal by Cairo Santos as time expired. The next week, quarterback Devin Powell threw two touchdowns in overtime and Santos kicked a school record five field goals, including the game winner, in a 36-33 win over East Carolina in a three-overtime affair. Powell continued to spark the Green Wave as he led Tulane to a 14-7 win at home over Tulsa for the sixth win of the year. Tulane suffered losses in four of its final five games but did top UTEP, 45-3, in its final C-USA game.

Tulane's defense ranked second in the nation in turnovers (35: 19 int/16 fumbles recovered) and 22nd in overall defense.

Sophomore Lorenzo Doss was named a second-team All-American by several publications, three players received national player of the week honors and six Green Wave earned C-USA Player of the Week honors on eight occasions. Off the field, Tulane was one of four schools to receive the prestigious AFCA Academic Achievement Award and junior safety Sam Scofield was named to the Capital One Academic All-America Second Team and was also named to the C-USA All-Academic Football Team.

A31	JACKSON STATE	NEW ORLEANS	34-7	W	20,992
S7	SOUTH ALABAMA	NEW ORLEANS	39-41	L	19,414
S13	at Louisiana Tech*	Ruston, La.	24-15	W	22,035
S21	at Syracuse	Syracuse, N.Y.	17-52	L	36,128
S28	at ULM	Monroe, La.	31-14	W	20,476
O5	NORTH TEXAS*	NEW ORLEANS	24-21	W	20,734
O12	EAST CAROLINA*	NEW ORLEANS	36-33 (3OT)	W	15,157
O26	TULSA*	NEW ORLEANS	14-7	W	22,414
N2	at FAU*	Boca Raton, Fla.	17-34	L	16,406
N9	at UTSA*	San Antonio, Texas	7-10	L	24,606
N23	UTEP*	NEW ORLEANS	45-3	W	19,771
N30	at Rice*	Houston, Texas	13-17	L	20,048
D21	vs Louisiana-Lafayette	<u>R+L CARRIERS NEW ORLEANS BOWL</u> New Orleans	21-24	L	54,728

2014 (3-9, 2-6 American) Head Coach: Curtis Johnson

The Tulane football program began a renaissance period in 2014. The Green Wave played its inaugural season in the American Athletic Conference and, for the first time in 40 years, football returned to the Tulane campus with the opening of Yulman Stadium.

The Green Wave hosted Georgia Tech in its first-ever game at Yulman Stadium in front of a capacity crowd of 30,000. Although the Wave came up short, Tulane christened its new home with its first win the following week against Southeastern Louisiana.

Tulane notched its first conference win as a member of The American with a 12-3 victory over UConn.

The Wave posted its last win of the year on the road at Houston, snapping a 10-game skid against the Cougars.

The Tulane offense was composed of many first-year starters, while the Green Wave defense was a seasoned group of veterans.

Redshirt-freshman running back Sherman Badie became the first player in school history to reel off three runs of 65+ yards from scrimmage, including a 90- and 73-yard carries at Tulsa and an 86-yard gallop at Rutgers. Redshirt-freshman quarterback Tanner Lee set six of Tulane's freshman records, while freshman tight end Charles Jones hauled in three touchdowns. Both Badie and Jones earned honorable mention Freshman All-America honors.

On defense, redshirt-freshman cornerback Parry Nickerson led the team and the nation's freshmen group with six interceptions, and was named a First-Team Freshman All-American.

Junior Lorenzo Doss declared for the NFL Draft a year early and was drafted by Denver Broncos, while teammate Taurean Nixon was also drafted by the Broncos.

A28	at Tulsa*	Tulsa, Okla.	31-38 (2OT)	L	19,032
S6	GEORGIA TECH	NEW ORLEANS	21-38	L	30,000
S13	SOUTHEASTERN LA	NEW ORLEANS	35-20	W	26,538
S20	at Duke	Durham, N.C.	13-47	L	20,197
S27	at Rutgers	Piscataway, N.J.	6-31	L	48,361
O11	UCONN*	NEW ORLEANS	12-3	W	23,076
O18	at UCF*	Orlando, Fla.	13-20	L	35,015
O31	CINCINNATI*	NEW ORLEANS	14-38	L	21,414
N8	at Houston*	Houston, Texas	31-24	W	32,205
N15	MEMPHIS* (HC)	NEW ORLEANS	7-38	L	28,614
N22	at East Carolina*	Greenville, N.C.	6-34	L	48,433
D6	TEMPLE*	NEW ORLEANS	3-10	L	20,612

2015 (3-9, 1-7 American) Head Coach: Curtis Johnson

The Curtis Johnson era came to a close with a 3-9 overall record and 1-7 finish in the American. Tulane faced a fierce schedule full of nationally-ranked teams and did not fare well. The Green Wave played six opponents that were either undefeated, ranked or receiving votes at the time of the game and went 0-6.

Tulane opened the season with a pair of losses to ACC squads Duke and Georgia Tech, but rebounded with a wins at home over Maine and UCF to pull to 2-2.

But four straight games against teams either nationally-ranked or receiving votes saw the Green Wave drop all four contests and fell to 2-6 on the year.

Tulane then came up short to UConn in a homecoming game played in monsoon-like conditions, 7-3. The Green Wave notched its third and final win of the season at Army when sophomore kicker Andrew DiRocco drilled the game-winning field goal as time expired.

Tulane lost its last two games of the season and Johnson was fired the following day after the final game.

Individually, quarterback Tanner Lee and receiver Teddy Veal hooked up for a 90-yard touchdown, the second-longest passing play in school history, while sophomore running back Dontrell Hilliard ripped off an 85-yard touchdown romp vs. Maine for the ninth-longest run from scrimmage in school history.

Junior linebacker Nico Marley led the team in tackles with 82, while junior defensive tackle Taniel Smart recorded a team-best 15.0 stops for lost yardage and both players were named to the American Athletic Conference first team.

S3	DUKE	NEW ORLEANS	7-37	L	25,470	
S12	at Georgia Tech	Atlanta, Ga.	NR/15	10-65	L	50,435
S19	MAINE	NEW ORLEANS	38-7	W	21,114	
O3	UCF*	NEW ORLEANS	45-31	W	20024	
O10	at Temple*	Philadelphia, Pa.	10-49	L	35,179	
O16	HOUSTON*	NEW ORLEANS	NR/24	7-42	L	21,522
O24	at Navy*	Annapolis, Md.	14-31	L	32,033	
O31	at Memphis*	Memphis, Tenn.	NR/16	13-41	L	30,381
N7	UCONN* (HC)	NEW ORLEANS	3-7	L	26,775	
N14	at Army	West Point, N.Y.	34-31	W	21,217	
N21	at SMU*	Dallas, Texas	21-49	L	14,954	
N27	TULSA*	NEW ORLEANS	34-45	L	22,672	



YEAR-BY-YEAR SUMMARIES

2016 (4-8, 1-7 American) Head Coach: Willie Fritz

In 2016, Tulane turned to Willie Fritz – a coach who had won at every level – to lead the football program. Fritz's first season produced a 4-8 record. In its first season under Fritz's offensive system, the Green Wave scored at least 30 points in five games, four of which resulted in victories. The Wave was not far off from a winning season, however, as three of its losses were by seven points or less.

The Tulane offense rushed for more than 200 yards in seven games, while the defense ranked in the top-15 in the nation in turnover margin. The defense picked up nine more turnovers than the team gave away, and its 15 fumble recoveries ranked second in the country.

Tulane opened the season with a close 7-3 defeat at ACC foe Wake Forest. Fritz picked up his first victory at Tulane in the second game of the season – a 66-21 defeat of Southern in his first contest at Yulman Stadium. The American Athletic Conference opener resulted in a close, 21-14 defeat against Navy, but the Green Wave bounced back with a two-game winning streak against Louisiana-Lafayette and Massachusetts. The Wave topped ULL in a four-overtime marathon, pulling out a 41-39 thrilling victory. Tulane picked up its first road victory the following week with a 31-24 win at UMass.

The Green Wave sat at 3-2 through the first six weeks of the season with three non-conference victories entering the meat of the conference slate. The good guys, however, fell into a six-game losing streak with defeats to eventual bowl participants Memphis, Tulsa, UCF, Houston and Temple, as well as SMU, including three defeats on the road.

Tulane ended the 2016 season on a high note with a big 38-13 win at UConn in the final contest of the year. It was the first conference win of the year, and the first time a Tulane team had won a regular season road finale since 1997.

Senior linebacker Nico Marley and senior defensive tackle Tanzel Smart were named first-team All-American Athletic Conference for a second straight year, while junior cornerback Parry Nickerion was selected to the second team by a vote of the conference's head coaches.

Smart was selected in the sixth round of the NFL Draft by the Los Angeles Rams, while Marley signed a free agent contract with the Washington Redskins.

S1	at Wake Forest	Winston-Salem, N.C.	3-7	L	24,398
S10	SOUTHERN	NEW ORLEANS	66-21	W	27,179
S17	NAVY*	NEW ORLEANS	14-21	L	21,503
S24	UL LAFAYETTE	NEW ORLEANS	41-39 (4OT)	W	24,253
O1	at Massachusetts	Amherst, Mass.	31-24	W	14,892
O14	MEMPHIS*	NEW ORLEANS	14-24	L	21,098
O22	at Tulsa*	Tulsa, Okla.	27-50	L	22,349
O29	SMU* (HC)	NEW ORLEANS	31-35	L	25,780
N5	at UCF*	Orlando, Fla.	6-37	L	31,571
N12	at Houston*	Houston, Texas	18-30	L	36,552
N19	TEMPLE*	NEW ORLEANS	0-31	L	16,497
N26	at UConn*	East Hartford, Conn.	38-13	W	20,764

Note: Middle column denotes Tulane/Opponent AP ranking at time of game... Attendance listed in far right column... League games denoted by *



Tulane football ushered in a new era when Willie Fritz took over the program in 2016.

Yulman Stadium opened on the Tulane campus beginning with the 2014 season.

Green Wave football returned to its roots uptown, playing on campus for the first time since 1974. Tulane played in the Louisiana Superdome downtown from 1975-2013.



YEAR-BY-YEAR RECORDS

Year	Overall	Conference/Bowl	Points	Allowed	Head Coach	Captain(s)
1893	1-2	--	36	24	T.L. Bayne	John Lombard
1894	0-4	--	14	50	Fred Sweet	Edward Nelson
1895	3-2	Southern Intercollegiate Athletic Association (SIAA)	66	28	T.L. Bayne	Alfred Woods
1896	3-2	SIAA	74	18	Harry Baum	Louis Genella
1897	No Team Fielded					
1898	1-1	SIAA	14	46	John Lombard	Charles Eshelman
1899	0-6-1	SIAA	0	141	H.H. Collier	Charles Eshelman
1900	5-0	SIAA	105	0	H.T. Summersgill	Hugh Krumbhaar
1901	5-1	SIAA	109	19	H.T. Summersgill	Hugh Krumbhaar
1902	1-4-2	SIAA	47	67	V. Dabney/C. Green	Charles Green
1903	2-2-1	SIAA	64	56	C. Eshleman/R. Wood	Ralph Wood
1904	5-2	SIAA	58	24	T. Berry/J. Janvier	Ralph Wood
1905	0-1	SIAA	0	5	J. Tobin/H. Ludlow	John Chambers
1906	0-4-1	SIAA	0	92	John Russ	James Connelly
1907	3-2	SIAA	71	44	Joe Curtis	Clyde Webb
1908	7-1	SIAA	103	23	Joe Curtis	Temple Brown
1909	4-3-2	SIAA	40	50	Buster Brown	H. Tate Moore
1910	0-7	SIAA	6	126	A.A. Mason	N.W. Sentelle
1911	5-3-1	SIAA	106	46	A.A. Mason	Semmes Walmsley
1912	5-3	SIAA	262	99	A.A. Mason	Gaylord McLeod
1913	3-5	SIAA	59	159	A.C. Hoffman	Sumter Marks
1914	3-3-1	SIAA	145	146	E.R. Sweetland	Garrett George
1915	4-4	SIAA	118	78	Clark Shaughnessy	Peter Maihles
1916	4-3-1	SIAA	126	149	Clark Shaughnessy	Victor Rosenthal
1917	5-3	SIAA	159	103	Clark Shaughnessy	Game Captains
1918	4-1-1	SIAA	133	16	Clark Shaughnessy	Otto Colee
1919	6-2-1	SIAA	224	55	Clark Shaughnessy	Edwin Linfield
1920	6-2-1	SIAA	181	28	Clark Shaughnessy	John Wight
1921	4-6	SIAA	84	96	Myron Fuller	James Reed
1922	4-4	Southern	136	100	Clark Shaughnessy	Paul Maloney
1923	6-3-1	Southern	117	89	Clark Shaughnessy	Harry Talbot
1924	8-1	Southern	201	59	Clark Shaughnessy	Brother Brown
1925	9-0-1	Southern	246	32	Clark Shaughnessy	Lester Lautenschlager
1926	3-5-1	Southern	71	60	Clark Shaughnessy	Harry Gamble
1927	2-5-1	Southern	56	120	Bernie Bierman	Patrick Browne
1928	6-3-1	Southern	264	76	Bernie Bierman	Charles Rucker
1929	9-0	Southern/ROSE BOWL INVITEE	279	45	Bernie Bierman	Bill Banker
1930	8-1	Southern	263	30	Bernie Bierman	Lloyd Roberts
1931	11-1	Southern/ROSE BOWL	350	49	Bernie Bierman	Jerry Dalrymple
1932	6-2-1	Southern	134	114	Ted Cox	Nollie Felts
1933	6-3-1	SEC (4-2-1/5th)	160	68	Ted Cox	Preacher Roberts
1934	10-1	SEC (8-0/T1st)				
		SEC CHAMPIONS/SUGAR BOWL	215	83	Ted Cox	Joe Loftin
1935	6-4	SEC (3-3/T6th)	156	123	Ted Cox	Barney Mintz
1936	6-3-1	SEC (2-3-1/8th)	173	117	Lowell Dawson	William Moss
1937	5-4-1	SEC (2-3-1/9th)	144	69	Lowell Dawson	Norman Buckner, Norman Hall
1938	7-2-1	SEC (4-1-1/T2nd)	211	53	Lowell Dawson	Raymond Miller
1939	8-1-1	SEC (5-0/T1st)				
		SEC CHAMPIONS/SUGAR BOWL	194	60	Lowell Dawson	Paul Krueger
1940	5-5	SEC (1-3/10th)	144	113	Lowell Dawson	Claude Groves, Tommy O'Boyle
1941	5-4	SEC (2-3/8th)	220	95	Lowell Dawson	Peter Mandich, James Thibaut
1942	4-5	SEC (1-4/10th)	121	154	Claude Simons	James Ely, Walter McDonald
1943	3-3	SEC (1-1/T2nd)	92	94	Claude Simons	Game Captains
1944	4-3	SEC (1-2/8th)	113	125	Claude Simons	Game Captains
1945	2-6-1	SEC (1-3-1/T10th)	93	201	Claude Simons	Game Captains
1946	3-7	SEC (2-4/9th)	179	209	Henry E. Frnka	Robert Rice
1947	2-5-2	SEC (2-3-2/7th)	94	162	Henry E. Frnka	Leonard Finley
1948	9-1	SEC (5-1/3rd)	207	60	Henry E. Frnka	Emile O'Brien
1949	7-2-1	SEC (5-1/1st)/SEC CHAMPIONS	251	142	Henry E. Frnka	Max Druen, Richard Sheffield, William Svoboda, Francis Young
1950	6-2-1	SEC (3-1-1/4th)	260	97	Henry E. Frnka	Dennis Doyle, George Maddox
1951	4-6	SEC (1-5/12th)	143	172	Henry E. Frnka	Richard Fugler, Jerome Helluin, Ellsworth Kingery, John McLean
1952	5-5	SEC (3-5/8th)	188	146	Raymond Wolf	James Johnston, Robert Nuss
1953	1-8-1	SEC (0-7/12th)	129	228	Raymond Wolf	Charles Camp, Lester Kennedy, Alfred Robelot
1954	1-6-3	SEC (1-6-1/10th)	46	144	Andy Pilney	Edward Bravo
1955	5-4-1	SEC (3-3-1/T6th)	163	136	Andy Pilney	Bryan Burnthorne, Tony Sardisco
1956	6-4	SEC (3-3/T6th)	124	123	Andy Pilney	Donald Miller, Ronald Quillian, Dalton Truax
1957	2-8	SEC (1-5/10th)	91	195	Andy Pilney	John Montgomery, Eugene Newton

YEAR-BY-YEAR RECORDS

Year	Overall	Conference/Bowl	Points	Allowed	Head Coach	Captain(s)
1958	3-7	SEC (1-5/11th)	105	189	Andy Pilney	James Blount, Claude Mason
1959	3-6-1	SEC (0-5-1/11th)	94	176	Andy Pilney	William Clements
1960	3-6-1	SEC (1-4-1/10th)	132	140	Andy Pilney	Tommy Mason
1961	2-8	SEC (1-5/T10th)	60	225	Andy Pilney	Jack Domingue
1962	0-10	SEC (0-7/12th)	60	293	Tommy O'Boyle	Ernest Colquette
1963	1-8-1	SEC (0-6-1/12th)	43	191	Tommy O'Boyle	Mike Calamari
1964	3-7	SEC (1-5/11th)	79	147	Tommy O'Boyle	James Besselman
1965	2-8	SEC (1-5/T9th)	71	268	Tommy O'Boyle	William Goss
1966	5-4-1	Independent	153	182	Jim Pittman	Jerry Colquette, Lanis O'Steen
1967	3-7	Independent	164	223	Jim Pittman	Jim Jancik
1968	2-8	Independent	163	300	Jim Pittman	Ernest Parker
1969	3-7	Independent	152	235	Jim Pittman	Rick Kingrea
1970	8-4	Independent/LIBERTY BOWL	196	160	Jim Pittman	David Abercrombie, Rick Kingrea, Mike Walker
1971	3-8	Independent	152	215	Bennie Ellender	Paul Ellis, Rusty Lachaussee
1972	6-5	Independent	212	165	Bennie Ellender	Glenn Harder, Mike Koesling
1973	9-3	Independent				
1974	5-6	ASTRO-BLUEBONNET BOWL	228	194	Bennie Ellender	Mike Owens, Mike Truax
1975	4-7	Independent	176	214	Bennie Ellender	Steve Foley, Charles Hall
1976	2-9	Independent	123	192	Bennie Ellender	Jaime Garza, Jim Gueno, Mark Olivari, Mike Price, John Ronquillo
1977	2-9	Independent	149	228	Larry Smith	Gary Rudick
1978	3-8	Independent	181	289	Larry Smith	John Ammerman, Gene Forte, Bill Kramer
1978	4-7	Independent	183	211	Larry Smith	Alfred Jones, Gary Sheridan
1979	9-3	Independent/LIBERTY BOWL	320	179	Larry Smith	Bob Becnel
1980	7-5	Independent/HALL OF FAME BOWL	279	243	Vince Gibson	Nickie Hall, Chuck Pitcock, Frank Robinson, Marty Wetzel
1981	6-5	Independent	213	144	Vince Gibson	Paul Catanese, Brian Douglas, Rodney Holman, Sly McGrew
1982	4-7	Independent	201	271	Vince Gibson	Ricky Goff, Bill Lichtenstein, Tyrone Smith, Lionel Washington
1983*	2-9	Independent	192	241	Wally English	Jim Boyle, Clint Wenzel
1984	3-8	Independent	177	255	Wally English	Benny Burst, Randy Saffy
1985	1-10	Independent	166	334	Mack Brown	James Campen, Joe Caravello, Burnell Dent, Ronald Tilton, Jeffrey Wenhold
1986	4-7	Independent	265	334	Mack Brown	Terrence Jones, Tookie Spann, Troy Wetzel
1987	6-6	Independent/INDEPENDENCE BOWL	370	376	Mack Brown	Terrence Jones, Tookie Spann, Preston Washington
1988	5-6	Independent	265	334	Greg Davis	Richard Harvey, Terrence Jones
1989	4-8	Independent	247	337	Greg Davis	Rick Crozier, Michael Pierce, Mitchell Price
1990	4-7	Independent	237	253	Greg Davis	Darrell Sherer, Darin Shoulders, Mark Thornhill
1991	1-10	Independent	146	384	Greg Davis	Ray Benford, J.P. Martin, Chance Miller
1992	2-9	Independent	146	349	Buddy Teevens	Chance Miller, Mark Thornhill
1993*	4-8	Independent	154	355	Buddy Teevens	Reginald Davis, Wilbert Gilmore, Mitch Tinsley
1994	1-10	Independent	135	358	Buddy Teevens	Eric Bruce, Brad Ducre, Mike Staid
1995	2-9	Independent	187	303	Buddy Teevens	Cedric Anderson, Johnny Curtis, Shaun Jones
1996	2-9	C-USA (1-4/6th)	213	268	Buddy Teevens	Will Carlisle, Keith Cook, Elijah Freeman, Jerald Sowell
1997	7-4	C-USA (5-1/2nd)	375	225	Tommy Bowden	Cory Geason, Shane Marshall, Brian Williams
1998	12-0	C-USA (6-0/1st)				
1999	3-8	C-USA CHAMPIONS/LIBERTY BOWL	540	268	T. Bowden/C. Scelfo	Shaun King, Dennis O'Sullivan
1999	3-8	C-USA (1-5/T6th)	279	399	Chris Scelfo	JaJuan Dawson, Jerry Phillips
2000	6-5	C-USA (3-4/T5th)	329	346	Chris Scelfo	Adrian Burnette, Tim Carter, Jerry Phillips, Patrick Ramsey
2001	3-9	C-USA (1-6/9th)	344	495	Chris Scelfo	Floyd Dorsey, Terry Fontenot, Terrell Harris, Patrick Ramsey, Torie Taulli
2002	8-5	C-USA (4-4/5th)/HAWAII BOWL	361	282	Chris Scelfo	Kenan Blackmon, Floyd Dorsey, J.P. Losman, Mewelde Moore
2003	5-7	C-USA (3-5/8th)	337	424	Chris Scelfo	J.P. Losman, Mewelde Moore, Daniel Nevil, Terrence Tarver
2004	5-6	C-USA (3-5/6th)	300	361	Chris Scelfo	Anthony Cannon, Jimmy Kosienski, Joey Dawson, Roydell Williams
2005	2-9	C-USA (1-7/6th West)	243	348	Chris Scelfo	The entire senior class
2006	4-8	C-USA (2-6/6th West)	224	400	Chris Scelfo	Preston Brown, Antonio Harris
2007	4-8	C-USA (3-5/3rd West)	293	375	Bob Toledo	Matt Forté, Antonio Harris
2008	2-10	C-USA (1-7/5th West)	200	414	Bob Toledo	Michael Parenton, Reggie Scott
2009	3-9	C-USA (1-7/6th West)	193	440	Bob Toledo	André Anderson, David Kirksey
2010	4-8	C-USA (2-6/6th West)	299	446	Bob Toledo	Andrew Nierman, Phillip Davis, Alex Wacha
2011	2-11	C-USA (1-7/6th West)	274	487	B. Toledo/M. Hutson	Ryan Griffin, Cedric Wilson
2012	2-10	C-USA (2-5/6th West)	257	461	Curtis Johnson	Game Captains
2013	7-6	C-USA (5-3/4th West)	322	278	Curtis Johnson	Game Captains
2014	3-9	American (2-6/8th)	192	341	Curtis Johnson	Game Captains
2015	3-9	American (1-7/6th West)	236	435	Curtis Johnson	Game Captains
2016	4-8	American (1-7/6th West)	289	332	Willie Fritz	Game Captains

122 Years, 40 Coaches

Overall Record: 513-638-38

Conference Record: 117-214-14

*includes one or more NCAA-mandated forfeits

ALL-TIME COACHES



Clark Shaughnessy



Bernie Bierman



Lowell "Red" Dawson



Henry Frnka



Chris Scelfo



Larry Smith

Coach	Years	Tenure	Record	Pct.
T.L. Bayne	2	1893, 1895	4-4	.500
Fred Sweet	1	1894	0-4	.000
Harry Baum	1	1896	3-2	.600
John Lombard	1	1898	1-1	.500
H.H. Collier	1	1899	0-6-1	.071
H.T. Summersgill	2	1900-01	10-1	.909
Virginius Dabney	1	1902	1-4-2	.286
Charles Eshleman	1	1903	2-2-1	.500
T. Barry and J. Janvier	1	1904	5-2	.714
J. Tobin and H. Ludlow	1	1905	0-1	.000
John Russ	1	1906	0-4-1	.100
Joe Curtis	2	1907-08	10-3	.769
Buster Brown	1	1909	4-3-2	.556
A.A. Mason	3	1910-12	10-13-1	.438
A.C. Hoffman	1	1913	3-5	.375
E.R. Sweetland	1	1914	3-3-1	.550
Clark Shaughnessy	11	1915-20, '22-26	59-26-6	.681
Myron Fuller	1	1921	4-6	.400
Bernie Bierman	5	1927-31	36-10-2	.771
Ted Cox	4	1932-35	28-10-2	.725
Lowell "Red" Dawson	6	1936-41	36-19-4	.644
Claude Simons Jr.	4	1942-45	13-17-1	.435
Henry E. Frnka	6	1946-51	31-23-4	.569
Raymond Wolf	2	1952-53	6-13-1	.325
Andy Pilney	8	1954-61	25-49-6	.350
Tommy O'Boyle	4	1962-65	6-33-1	.163
Jim Pittman	5	1966-70	21-30-1	.413
Bennie Ellender	5	1971-75	27-29	.482
Larry Smith	4	1976-79	18-27	.400
Vince Gibson	3	1980-82	17-17	.500
Wally English	2	1983-84	5-17*	.227
Mack Brown	3	1985-87	11-23	.324
Greg Davis	4	1988-91	14-31	.311
Buddy Teevens	5	1992-96	11-45*	.196
Tommy Bowden	2	1997-98	18-4	.818
Chris Scelfo#	8	1998-2006	37-57	.394
Bob Toledo	5	2007-2011	15-40	.272
Mark Hutson^	1	2011	0-6	.000
Curtis Johnson	4	2012-2015	15-34	.306
Willie Fritz	1	2016-present	4-8	.333

*includes forfeit

Chris Scelfo became head coach prior to the 1998 Liberty Bowl

^ Mark Hutson was interim head coach for the final six games of 2011

TULANE COACHING LEADERS

VICTORIES

Coach	Years	Tenure	Pct.	Record
1. Clark Shaughnessy	11	1915-20, 1922-26	.681	59-26-6
2. Chris Scelfo	8	1998-2006	.394	37-57
3. Bernie Bierman	5	1927-31	.771	36-10-2
Red Dawson	6	1936-41	.644	36-19-4
5. Henry E. Frnka	6	1946-51	.569	31-23-4
6. Ted Cox	4	1932-35	.725	28-10-2
7. Bennie Ellender	5	1971-75	.482	27-29
8. Andy Pilney	8	1954-61	.350	25-49-6
9. Jim Pittman	5	1966-70	.413	21-30-1
10. Tommy Bowden	2	1997-98	.818	18-4
Larry Smith	4	1976-79	.400	18-27
12. Vince Gibson	3	1980-82	.500	17-17
13. Curtis Johnson	4	2012-15	.306	15-34
Bob Toledo	5	2007-11	.272	15-40
15. Greg Davis	4	1988-91	.311	14-31
16. Claude Simons Jr.	4	1942-45	.435	13-17-1
17. Mack Brown	3	1985-87	.324	11-23
Buddy Teevens	5	1992-96	.196	11-45
19. Willie Fritz	1	2016-present	.333	4-8

PERCENTAGE

Coach	Years	Tenure	Record	Pct.
1. H.T. Summersgill	2	1900-01	10-1	.909
2. Tommy Bowden	2	1997-98	18-4	.818
3. Bernie Bierman	5	1927-31	36-10-2	.771
4. Joe Curtis	2	1907-08	10-3	.769
5. Ted Cox	4	1932-35	28-10-2	.725
6. Thomas Barry	1	1904	5-2	.714
7. Clark Shaughnessy	11	1915-20, 1922-26	59-26-6	.681
8. Lowell Dawson	6	1936-41	36-19-4	.644
9. Harry Baum	1	1896	3-2	.600
10. Henry E. Frnka	6	1946-51	31-23-4	.569
11. Buster Brown	1	1909	4-3-2	.556
12. E.R. Sweetland	1	1914	3-3-1	.550
13. Vince Gibson	3	1980-82	17-17	.500
T.L. Bayne	2	1893, 1895	4-4	.500
Charles Eshleman	1	1903	2-2-1	.500
John Lombard	1	1898	1-1	.500

RECORDS VS OPPONENTS

Opponent	Won	Lost	Tied	First Game	Last Game
Air Force	3	3	0	1967	1981
Alabama*	11	27	3	1894	2008
Alabama-Birmingham (UAB)	5	4	0	1999	2012
Alumni	2	0	0	1896	1902
Arkansas	0	4	0	1906	1980
Amy	10	9	1	1953	2015
Auburn	17	14	6	1902	2006
Baylor	3	3	0	1908	1983
Birmingham-Southern	1	0	0	1930	
Boston College	7	7	0	1940	1993
Brigham Young	1	2	0	1998	2009
California	1	0	0	1960	
Camp Beauregard	1	0	0	1918	
Camp Benning	1	0	0	1922	
Camp Pike	0	1	0	1918	
Camp Shelby	1	0	0	1918	
Centenary	3	0	0	1914	1936
Centre	2	3	0	1907	1921
Cincinnati	11	4	0	1909	2014
The Citadel	2	0	0	1953	1974
Clemson	6	4	0	1937	1981
Colgate	4	1	0	1933	1937
Colorado	1	0	0	1970	
Columbia	1	0	0	1939	
Connecticut	2	1	0	2014	2016
Cuba AC	0	1	0	1910	
Cumberland	0	1	0	1903	
Detroit	1	2	0	1920	1959
Drury	1	0	0	1907	
Duke	2	3	0	1964	2015
East Carolina	3	11	0	1991	2014
Florida	6	13	2	1915	1984
Florida A&M	1	0	0	2004	
Florida Atlantic	0	1	0	2013	2013
Florida International	First Meeting				
Florida State*	0	10	0	1983	1992
Fordham	1	1	0	1939	1940
Georgetown	0	1	0	1916	
Georgia	10	14	1	1919	1985
Georgia Navy Pre-Flight	2	0	0	1942	1943
Georgia Tech	13	37	0	1916	2015
Grambling State	First Meeting				
Hawaii	1	3	0	1989	2011
Holy Cross	1	0	0	1951	
Houston	5	16	0	1968	2016
Illinois	1	0	0	1970	
Iowa State	1	3	0	1987	1992
Jackson State	1	0	0	2013	2013
Jefferson	6	0	0	1912	1919
Kansas	0	1	0	1958	
Kansas State	1	0	0	1988	
Kentucky	6	9	0	1910	1985
Louisiana College	4	0	0	1925	1952
Louisiana-Lafayette	22	6	0	1911	2016
Louisiana-Monroe	3	1	0	2002	2013
LSU	23	68	7	1893	2009
Louisiana Tech	8	0	0	1904	2013
Louisville	2	9	0	1986	2004
Maine	1	0	0	2015	
Marion	1	0	0	1904	
Marquette	1	0	0	1957	
Marshall	0	4	0	2005	2010
Maryland	2	4	0	1933	1995
McNeese State	1	0	0	2009	
Memphis	11	21	1	1954	2016
Memphis Navy	0	1	0	1943	
Mercer	1	0	0	1938	
Meridian AA	2	0	0	1901	1903
Miami (Fla.)	5	6	1	1951	1978
Miami (Ohio)	0	1	0	1967	
Michigan	0	3	0	1920	1972

Opponent	Won	Lost	Tied	First Game	Last Game
Millsaps	2	0	0	1900	1928
Minnesota	0	1	0	1935	
Mississippi*	28	43	0	1893	2012
Mississippi College	9	3	0	1911	1937
Mississippi State	26	30	2	1901	2007
Missouri	0	0	2	1925	1926
Mobile YMCA	0	1	0	1901	
Navy	11	9	1	1949	2016
Nevada	1	0	0	1992	
New York University	1	1	0	1926	1941
North Carolina	9	5	2	1922	1994
North Carolina State	1	0	0	1970	
North Texas	1	0	0	2013	2013
Northwestern	3	1	0	1925	1956
Northwestern State	6	0	0	1911	2003
Notre Dame	0	8	0	1944	1971
Ohio	1	1	0	1971	1972
Oklahoma	First Meeting				
Penn State	0	1	0	1979	
Pensacola NAB	0	0	1	1918	
Pittsburgh	4	3	0	1969	1984
Rice	15	20	1	1916	2013
Richmond	1	0	0	1903	
Rutgers	2	5	0	1976	2014
Saint Louis	1	0	0	1913	
Saint Paul's	1	0	0	1915	
Samford	4	0	1	1906	1915
Santa Clara	1	0	0	1952	
Sewanee	13	6	0	1894	1939
Shreveport AA	0	1	0	1903	
South Alabama	0	1	0	2013	2013
South Carolina	3	0	0	1932	1963
Southeastern Louisiana	7	0	0	1949	2014
Southern	3	0	0	2001	2016
Southern AC	1	1	1	1893	1900
Southern California	1	2	0	1932	1946
Southern Methodist (SMU)	13	10	0	1943	2016
Southern Mississippi	7	23	0	1979	2010
Southwest Texas	1	1	0	1909	1913
Spring Hill	8	0	0	1915	1931
Stanford	1	7	0	1961	1980
Syracuse	1	8	0	1975	2013
Tampa	0	1	0	1968	
Temple	1	3	0	1935	2016
Tennessee	1	4	0	1923	1967
Tennessee-Chattanooga	2	0	0	1934	1988
Texas	1	17	1	1894	2003
Texas A&M	5	10	0	1899	1968
Texas Christian (TCU)	4	8	0	1978	2004
Texas-San Antonio (UTSA)	0	1	0	2013	2013
Texas Tech	3	2	0	1958	1971
Tulsa	2	11	0	1968	2016
UCF	2	5	0	2001	2016
UMass	1	0	0	2016	
USF	First Meeting				
UTEP	4	5	0	2005	2013
Vanderbilt	27	16	3	1902	1989
Vicksburg AC	1	0	0	1896	
Virginia	4	2	0	1949	1969
Virginia Military	5	0	0	1935	1973
Virginia Tech	4	5	0	1956	1989
Wake Forest	2	1	0	1959	2016
Washington	0	1	0	1987	
Washington Artillery	1	0	0	1917	
Washington (Mo.)	2	1	0	1908	1923
Washington and Lee	0	1	1	1911	1919
Washington State	1	0	0	1931	
West Virginia	2	4	0	1969	1979
Wichita State	0	1	0	1986	
William & Mary	2	1	0	1960	1993
Totals (1,189 games)	513	638	38		

Bold Italics denotes 2017 opponent
*includes one or more NCAA-mandated forfeits

RECORDS VS RANKED TEAMS

Date	Opponent	Opp Rank	Result	Score
11-7-36	at Alabama	14	L	7-34
11-28-36	at LSU	2	L	0-33
11-6-37	ALABAMA	2	L	6-9
11-27-37	LSU	8	L	7-20
11-5-38	at Alabama	15	L	0-3
10-28-39	OLE MISS	14	W	18-6
11-11-39	ALABAMA	20	W	13-0
1-1-40	TEXAS A&M*	1	L	13-14
11-2-40	CLEMSON	10	W	13-0
11-1-41	at Vanderbilt	10	W	34-14
10-17-42	at Georgia	2	L	0-40
10-24-42	NORTH CAROLINA	19	W	29-14
11-13-43	GEORGIA TECH	19	L	0-33
11-11-44	at Georgia Tech	13	L	7-34
11-3-45	MISS. STATE	15	W	14-13
11-24-45	NOTRE DAME	5	L	6-21
11-16-46	at Georgia Tech	7	L	7-35
11-23-46	NOTRE DAME	2	L	0-41
11-30-46	at LSU	9	L	27-41
11-11-47	at Rice	16	L	0-3
11-22-47	at Notre Dame	2	L	6-59
10-16-48	OLE MISS	10	W	20-7
10-15-49	at Notre Dame	1	L	7-46
11-26-49	LSU	13	L	0-21
10-14-50	NOTRE DAME	10	L	9-13
10-6-51	BAYLOR	19	L	14-27
10-13-51	HOLY CROSS	15	W	20-14
11-10-51	KENTUCKY	12	L	0-37
10-11-52	at Georgia Tech	5	L	0-14
10-3-53	at Michigan	4	L	7-26
10-10-53	GEORGIA TECH	10	L	13-27
10-31-53	ARMY	15	T	0-0
9-18-54	at Georgia Tech	7	L	0-28
10-16-54	at Ole Miss	7	L	7-34
10-29-55	AUBURN	8	W	27-13
10-13-56	NAVY	14	W	21-6
10-20-56	(n) Ole Miss	6	W	10-3
10-27-56	at Georgia Tech	3	L	0-40
9-28-57	at Texas	13	L	6-20
10-18-57	OLE MISS	11	L	0-50
11-16-57	at Army	10	L	14-20
10-11-58	OLE MISS	7	L	8-19
10-18-58	(n) Navy	6	W	14-6
11-22-58	LSU	1	L	0-62
10-17-59	at Ole Miss	5	L	7-53
10-24-59	GEORGIA TECH	9	L	13-21
11-21-59	at LSU	3	L	6-14
9-24-60	ALABAMA	5	T	6-6
10-15-60	OLE MISS	1	L	13-26
11-12-60	at Florida	20	L	6-21
9-30-61	(n) Alabama	4	L	0-9
10-21-61	(n) Ole Miss	2	L	0-41
10-28-61	GEORGIA TECH	9	L	0-35
11-25-61	at LSU	4	L	0-62
9-28-62	ALABAMA	1	L	6-44
10-6-62	at Texas	3	L	8-35

Date	Opponent	Opp Rank	Result	Score
10-20-62	(n) Ole Miss	5	L	0-21
11-24-62	LSU	8	L	3-38
9-20-63	TEXAS	5	L	0-21
9-28-63	(n) Alabama	2	L	0-28
10-19-63	OLE MISS	5	L	0-21
9-19-64	at Texas	4	L	0-31
9-26-64	(n) Alabama	4	L	
6-36				
11-21-64	LSU	8	L	3-13
9-17-65	at Texas	2	L	0-31
10-22-66	at Georgia Tech	6	L	17-35
11-11-67	at Tennessee	2	L	14-35
10-12-68	at Florida	7	L	3-24
9-20-69	at Georgia	8	L	0-35
10-11-69	(n) Florida	12	L	17-18
10-25-69	NOTRE DAME	12	L	0-37
11-22-69	at LSU	10	L	0-27
9-19-70	GEORGIA	19	W	17-14
10-10-70	at Air Force	8	L	3-24
11-28-70	LSU	7	L	14-26
9-18-71	at Georgia	11	L	7-17
10-9-71	at North Carolina	18	W	37-29
11-13-71	at Notre Dame	8	L	7-21
11-27-71	at LSU	10	L	7-36
9-23-72	GEORGIA	16	W	24-13
9-30-72	at Michigan	8	L	7-41
12-4-72	LSU	11	L	3-9
12-1-73	LSU	8	W	14-0
12-29-73	at Houston*	14	L	7-47
9-18-76	at Ole Miss	20	L	7-34
9-25-76	BOSTON COLLEGE	18	L	3-27
10-29-77	at Pittsburgh	13	L	0-48
9-16-78	PITTSBURGH	14	L	6-24
9-30-78	at Stanford	20	L	14-17
9-8-79	STANFORD	13	W	33-10
9-29-79	SMU	19	W	24-17
9-13-80	at Stanford	13	L	14-19
9-11-82	at SMU	8	L	7-51
11-27-82	at LSU	12	W	31-28
9-17-83	FLORIDA STATE	9	L	34-28
10-20-84	at Florida State	15	L	6-27
8-31-85	FLORIDA STATE	19	L	12-38
10-18-86	MISS. STATE	13	L	27-34
10-31-87	at Florida State	4	L	14-73
10-1-88	FLORIDA STATE	6	L	28-48
9-22-90	FLORIDA STATE	2	L	13-31
9-7-91	at Florida State	1	L	11-38
9-14-91	at Mississippi State	25	L	0-48
10-12-91	at Alabama	19	L	0-62
10-10-92	ALABAMA	6	L	0-37
10-24-92	BOSTON COLLEGE	11	L	13-17
11-14-92	at Florida State	5	L	7-70
9-4-93	at Alabama	2	L	17-31
9-17-94	at North Carolina	16	L	0-49
9-24-94	at Alabama	10	L	10-20

Date	Opponent	Opp Rank	Result	Score
10-26-96	SOUTHERN MISS	24	L	28-31
11-9-96	SYRACUSE	24	L	7-31
11-23-96	at LSU	18	L	17-35
10-2-99	at Syracuse	19	L	17-47
10-9-99	at Ole Miss	25	L	13-20
10-23-99	at East Carolina	20	L	7-52
9-2-00	at Ole Miss	17	L	20-49
10-14-00	SOUTHERN MISS	16	L	24-56
9-1-01	at LSU	14	L	17-48
9-28-02	TEXAS	3	L	0-49
9-1-03	TCU	25	L	35-38
9-27-03	at Texas	14	L	18-63
12-4-04	LOUISVILLE	7	L	7-55
9-23-06	at LSU	10	L	7-49
10-21-06	at Auburn	8	L	13-38
9-29-07	LSU	2	L	9-34
9-6-09	at Alabama	13	L	6-20
9-12-08	EAST CAROLINA	14	L	24-28
11-1-08	at LSU	15	L	10-35
10-17-09	HOUSTON	23	L	16-44
10-31-09	at LSU	9	L	0-42
11-10-11	HOUSTON	11	L	17-73
9-12-15	at Georgia Tech	15	L	10-65
10-16-15	HOUSTON	24	L	7-42
10-31-15	at Memphis	16	L	13-41

(n) indicates neutral-site game
Alabama later forfeited game
* Bowl game

RANKED BREAKDOWN

Tulane vs Top 25	19-114-2
Home	14-43-2
Road	3-65
Neutral	2-6
Tulane vs Top 20	19-107-2
Home	14-38-2
Road	3-63
Neutral	2-6
Tulane vs Top 10	7-66-1
Home	4-4-1
Road	1-37
Neutral	2-5

VS THE RANKINGS

No. 1	0-6
No. 2	0-12
No. 3	0-4
No. 4	0-6
No. 5	0-7-1
No. 6	2-3
No. 7	0-7
No. 8	2-9
No. 9	0-5
No. 10	3-7
No. 11	0-5
No. 12	1-3
No. 13	1-7
No. 14	2-6
No. 15	2-4-1
No. 16	1-4
No. 17	0-1
No. 18	1-2
No. 19	3-5
No. 20	1-4
No. 21	0-0
No. 22	0-0-0
No. 23	0-1
No. 24	0-3
No. 25	0-3

GREEN WAVE IN THE PROS

Players who have played in the National Football League (NFL), American Football League (AFL), Canadian Football League (CFL), World Football League (WFL), United States Football League (USFL), All-American Football Conference (AAFC), Arena Football League (Arena) and United Football League (UFL).

Jeff Alexander, Fullback

- Denver Broncos (1989, 1992)

Alton Alexis, Wide Receiver

- Cincinnati Bengals (1980)
- Calgary Stampeders – CFL (1981-82)
- Jacksonville Bulls – USFL (1984-85)



Marvin Allen, Running Back

- New England Patriots (1988-91)

Andre Anderson, Running Back

- Buffalo Bills (2010)

Marcus Anderson, Wide Receiver

- Chicago Bears (1981)
- Chicago Blitz – USFL (1983-84)
- Memphis Showboats – USFL (1985)

Curtis Baham, Defensive Back

- Seattle Seahawks (1987)
- Saskatchewan Roughriders – CFL (1991)

Royal Bailey, Running Back

- Hamilton Tiger Cats – CFL (1953)

Jerry Baker, Nose Tackle

- Denver Broncos (1983)

Warren Bankston, Fullback/Tight End

- Pittsburgh Steelers (1969-72)
- Oakland Raiders (1973-78)

Steve Barrios, Wide Receiver

- Jacksonville Sharks – WFL (1974)
- Jacksonville Express – WFL (1975)

Michael Batiste, Guard/Tackle

- Dallas Cowboys (1995)
- Washington Redskins (1998)

Roman Bentz, Guard/Tackle

- New York Yankees – AAFC (1946-48)
- San Francisco 49ers – AAFC (1948)

Willie Blair, Linebacker

- Montreal Alouettes – CFL (1999)
- Toronto Argonauts – CFL (2000)

Ernie Blandin, Tackle

- Cleveland Browns – AAFC (1946-47)
- Baltimore Colts – AAFC (1948-49)
- Baltimore Colts (1950, 53)

Maury Bodenger, Guard

- Portsmouth Spartans (1931-33)
- Detroit Lions (1934)

Devon Breaux, Receiver

- **Hamilton TigerCats (2017-present)**

Jim Boyle, Tackle

- Pittsburgh Steelers (1987-88)

Bubby Brister, Quarterback

- Pittsburgh Steelers (1986-94)
- New York Jets (1995)
- Denver Broncos (1997-99)
- Minnesota Vikings (2000)


Paul Brock, Tackle

- British Columbia Lions – CFL (1976)

Chris Bush, Wide Receiver

- British Columbia Lions – CFL (2006)

Reggie Butts, Wide Receiver



- Pittsburgh Maulers – USFL (1984)

- Jacksonville Bulls – USFL (1985)

James Campen, Center

- New Orleans Saints (1987-88)
- Green Bay Packers (1989-93)

Anthony Cannon, Linebacker

- Detroit Lions (2006-08)

Joe Caravello, Tight End

- Washington Redskins (1987-88)
- San Diego Chargers (1989-90)

Tim Carter, Cornerback



- New Orleans Saints (2001)

- Winnipeg Blue Bombers (2003-05)

Rusty Chambers, Linebacker

- New Orleans Saints (1975-76)
- Miami Dolphins (1976-80)

Marv Christian, Fullback

- Tampa Bay Bandits – USFL (1984-85)

Kevin Cole, Defensive Tackle

- Edmonton Eskimos – CFL (1982)

Marty Comer, End

- Buffalo Bison – AAFC (1946)
- Buffalo Bills – AAFC (1947-48)

Terrence Cook, Defensive Tackle

- Toronto Argonauts (1998)

Keaton Cromartie, Defensive End

- Hamilton Tiger-Cats – CFL (1999-2000)
- Ottawa Renegades – CFL (2002-05)

Orleans Darkwa, Running Back

- **Miami Dolphins (2014)**
- **New York Giants (2014-Present)**

Bernard Darré, Guard

- Washington Redskins (1961)

JaJuan Dawson, Wide Receiver

- Cleveland Browns (2000-01)
- Houston Texans (2002)

Red Dawson, Head Coach

- Buffalo Bills – AAFC (1946-49)

Burnell Dent, Linebacker

- Green Bay Packers (1986-92)

Sean Donnelly, Offensive Tackle

- New York Giants (2015)

Lorenzo Doss, Cornerback

- **Denver Broncos (2015-Present)**

Corey Dowden, Defensive Back

- Baltimore Ravens (1996)
- Green Bay Packers (1996)
- Chicago Bears (1997)

Brian Douglas, Defensive Line

- Jacksonville Bulls – USFL (1984)


Max Druen, Tackle

- Saskatchewan Roughriders – CFL (1950)

Bobby Duhon, Running Back

- New York Giants (1968, 1970-72)

Lynaris Elpheage, Cornerback



- Tampa Bay Storm – Arena (2005-06)

- Nashville Kats – Arena (2007)

Steve Foley, Defensive Back

- Jacksonville Express – WFL (1975)
- Denver Broncos (1976-86)

A.K. Foote

- Toronto Argonauts – CFL (1898)

Matt Forté, Running Back

- **Chicago Bears (2008-2015)**
- **New York Jets (2016-Present)**

P.J. Franklin, Wide Receiver

- New Orleans Saints (1999)

Nolan Franz, Wide Receiver

- Boston Breakers – USFL (1983)
- New Orleans Breakers – USFL (1984)
- Portland Breakers – USFL (1985)
- Green Bay Packers (1986)

Dick Fugler, Tackle

- Pittsburgh Steelers (1952)
- Chicago Cardinals (1954)

Lester Gatewood, Center

- Green Bay Packers (1946-47)

Corey Geason, Tight End

- Pittsburgh Steelers (2000-02)

Wilbert Gilmore, Defensive Back

- Birmingham Barracudas – CFL (1995)

Fred Gloden, Running Back

- Philadelphia Eagles (1941)
- Miami Seahawks – AAFC (1946)

GREEN WAVE IN THE PROS

Gus Gonzales, Guard

- Toronto Argonauts – CFL (1963)
- Montreal Alouettes – CFL (1965)

Ryan Grant, Receiver

- **Washington Redskins (2014-Present)**

Ryan Griffin, Quarterback

- **New Orleans Saints (2013-2014)**
- **Tampa Bay Buccaneers (2015-Present)**

Jim Gueno, Linebacker

- Green Bay Packers (1976-80)

Charles Hall, Defensive Line

- Jacksonville Sharks – WFL (1974)
- Jacksonville Express – WFL (1975)

Brandon Hamilton, Cornerback

- Edmonton Eskimos – CFL (1994)
- British Columbia Lions – CFL (1996)
- Winnipeg Blue Bombers – CFL (1999-2000)
- Hamilton Tiger-Cats – CFL (2001-03)

Ruffin Hamilton, Linebacker


- Green Bay Packers (1994)
- Atlanta Falcons (1997-99)

Richard Harvey, Linebacker

- New England Patriots (1990-91)
- Buffalo Bills (1992-93)
- Denver Broncos (1994)
- New Orleans Saints (1995-97)
- Oakland Raiders (1998-99)
- San Diego Chargers (2000)

Jerry Helliun, Defensive Tackle

- Cleveland Browns (1952-53)
- Green Bay Packers (1954-57)
- Houston Oilers – AFL (1960)



Ray Hester, Linebacker

- New Orleans Saints (1971-73)
- Honolulu Hawaiians – WFL (1974)

Rodney Holman, Tight End

- Cincinnati Bengals (1982-92)
- Detroit Lions (1993-95)

Bill Hornick, Tackle

- Pittsburgh Steelers (1947)

Pete Johns, Defensive Back

- Houston Oilers – AFL (1967-68)

Frank Johnson, Linebacker

- Honolulu Hawaiians – WFL (1974-75)

Dub Jones – Back

- Miami Seahawks – AAFC (1946)
- Brooklyn Dodgers – AAFC (1946-47)
- Cleveland Browns – AAFC (1948-49)
- Cleveland Browns (1950-55)

Terrence Jones, Quarterback

- Calgary Stampeders – CFL (1989-91)
- Ottawa Rough Riders – CFL (1993)
- Shreveport Pirates – CFL (1994)

Michael Jordan, Cornerback

- Montreal Alouettes – CFL (1999)
- British Columbia Lions – CFL (2000)

Don Joyce, Defensive Line

- Chicago Cardinals (1951-53)
- Baltimore Colts (1954-60)
- Minnesota Vikings (1961)
- Denver Broncos – AFL (1962)

Ken Karcher, Quarterback

- Denver Broncos (1987-88)



Robert Kelley, Running Back

- **Washington Redskins (2016-Present)**

Bob Kellogg, Running Back

- Chicago Cardinals (1940)

Ed Khayat, Defensive Line

- Washington Redskins (1957, 1962-63)
- Philadelphia Eagles (1958-61, 1964)
- Boston Patriots – AFL (1966)
- Head Coach – Philadelphia Eagles (1971-72)
- Head Coach – New Orleans Night – Arena (1991)

George Kinek, End

- Chicago Cardinals (1954)

Shaun King, Quarterback

- Tampa Bay Buccaneers (1999-2003)
- Arizona Cardinals (2004)
- Las Vegas Gladiators – Arena (2006)

Elsworth Kingery, Defensive Back

- Chicago Cardinals (1954)

Rick Kingrea, Linebacker

- Cleveland Browns (1971-72)
- Buffalo Bills (1973)
- New Orleans Saints (1973-78)

Troy Kropog, Offensive Tackle

- Tennessee Titans (2009-11)
- Jacksonville Jaguars (2012)
- Minnesota Vikings (2012-13)
- Washington Redskins (2013)
- New York Giants (2014)

Eric Laasko, Guard/Tackle

- Miami Dolphins (1978-84)

Paul Lea, Tackle

- Pittsburgh Steelers (1951)
- Calgary Stampeders – CFL (1952)

Randy Lee, Defensive Back

- Birmingham Americans – WFL (1974)

Marvin Lewis, Fullback

- New Orleans Saints (1982)
- Jacksonville Bulls – USFL (1984-85)

J.P. Losman, Quarterback

- Buffalo Bills (2004-08)
- Los Vegas Locomotives – UFL (2009)
- Oakland Raiders (2009)
- Seattle Seahawks (2010)
- Miami Dolphins (2011)

Sean Lucas, Cornerback

- Saskatchewan Roughriders (2006-11)

Don Maggs, Guard/Tackle

- Pittsburgh Maulers – USFL (1984)
- New Jersey Generals – USFL (1985)
- Houston Oilers (1986-92)
- Denver Broncos (1993-94)

Vince Manala, Kicker

- New Orleans Breakers – USFL (1984)



Seth Marler, Kicker

- Jacksonville Jaguars (2003)
- Tampa Bay Storm – Arena (2007-08)

Nico Marley, Linebacker

- **Washington Redskins (2017-present)**

Lonnie Marts, Linebacker

- Kansas City Chiefs (1991-93)
- Tampa Bay Buccaneers (1994-96)
- Tennessee Oilers (1997-98)
- Jacksonville Jaguars (1999-2000)

Tommy Mason, Running Back


- Minnesota Vikings (1961-66)
- Los Angeles Rams (1967-70)
- Washington Redskins (1971)

Harley McCollum, Tackle

- New York Yankees – AAFC (1946)
- Chicago Rockets – AAFC (1947)

Tim McCray, Running Back

- Ottawa Rough Riders – CFL (1984-85)
- Saskatchewan Roughriders – CFL (1986-90)



Walt McDonald, Back

- Miami Seahawks – AAFC (1946)
- Brooklyn Dodgers – AAFC (1946-48)
- Chicago Hornets – AAFC (1949)

Max McGee, End/Punter

- Green Bay Packers (1954, 1957-67)

Sylvester McGrew, Defensive End

- Green Bay Packers (1987)

Mike McKay, Quarterback

- New Orleans Breakers – USFL (1984)

Martin Mitchell, Defensive Back

- Philadelphia Eagles (1977)
- Winnipeg Blue Bombers – CFL (1977-79)

Mewelde Moore, Running Back

- Minnesota Vikings (2004-07)
- Pittsburgh Steelers (2008-11)
- Indianapolis Colts (2012)

GREEN WAVE IN THE PROS

Dezman Moses, Defensive End

- Green Bay Packers (2012)
- Kansas City Chiefs (2013-16)

Mike Mullen, Linebacker

- Birmingham Americans – WFL (1974)
- Jacksonville Sharks – WFL (1974)

Eddie Murray, Kicker

- Detroit Lions (1980-91)
- Kansas City Chiefs (1992)
- Tampa Bay Buccaneers (1992)
- Dallas Cowboys (1993, 1999)
- Philadelphia Eagles (1994)
- Washington Redskins (1995, 2000)
- Minnesota Vikings (1997)

Ed Neal, Offensive Line

- Green Bay Packers (1945-51)
- Chicago Bears (1951)

Andrew Nierman, Offensive Line

- New Orleans VooDoo - AFL (2011)
- Spokane Shock - AFL (2012-13)

Taurean Nixon, Cornerback

- **Denver Broncos (2015-16)**
- **Jacksonville Jaguars (2017-present)**

Phil Nugent, Defensive Back

- Denver Broncos – AFL (1961)

Dennis O'Sullivan, Center

- New York Jets (2002)

Byron Parker, Defensive Back

- Toronto Argonauts – CFL (2005-08)
- Edmonton Eskimos – CFL (2009)

Chuck Pitcock, Guard

- Los Angeles Express – USFL (1983)
- Tampa Bay Bandits – USFL (1984-85)
- New Orleans Saints (1985)
- Tampa Bay Buccaneers (1987)

Richie Petitbon, Defensive Back

- Chicago Bears (1959-68)
- Los Angeles Rams (1969-70)
- Washington Redskins (1971-72)
- Head Coach – Washington Redskins (1993)

Eddie Price, Jr., Fullback

- New York Giants (1950-55)

Mitchell Price, Defensive Back

- Cincinnati Bengals (1990-93)
- Phoenix Cardinals (1992)
- Los Angeles Rams (1993)

Ronnie Quillian, Fullback

- Ottawa Rough Riders – CFL (1957-58)

Jonathan Quinn, Quarterback

- Jacksonville Jaguars (1988, 2000-01)
- Kansas City Chiefs (2002)
- Chicago Bears (2004)

Patrick Ramsey, Quarterback

- Washington Redskins (2002-05)
- New York Jets (2006)
- Denver Broncos (2007-08)
- Detroit Lions (2009)
- Minnesota Vikings (2010)

Freeman Rexter, End

- Chicago Cardinals (1943, 1945)
- Boston Yanks (1944)
- Detroit Lions (1944)

Frank Roberts, Center

- New Orleans Breakers – USFL (1984)
- Portland Breakers – USFL (1985)

Jeff Roberts, Defensive End

- Saskatchewan Roughriders – CFL (1984-88)

Bernard Robertson, Tackle

- Chicago Bears (2001-03)

Frank Robinson, Linebacker

- Saskatchewan Roughriders – CFL (1981-83)
- Winnipeg Blue Bombers – CFL (1984-85)
- Toronto Argonauts – CFL (1985)
- Hamilton Tiger-Cats – CFL (1986-90)

Dan Rogas, Lineman

- Detroit Lions (1951)
- Philadelphia Eagles (1952)

Alphonso Roundtree, Defensive Back

- Montreal Alouettes – CFL (2000-01)
- Toronto Argonauts – CFL (2002)
- Hamilton Tiger-Cats – CFL (2005)
- Tampa Bay Storm – Arena (2006)

Jeff Sanchez, Cornerback

- Dallas Cowboys (2003)
- Amsterdam Admirals – NFL Europa (2005)
- Toronto Argonauts – CFL (2006)
- Tampa Bay Storm – Arena (2007)

Cairo Santos, Kicker

- **Kansas City Chiefs (2014-present)**

Tony Sardisco, Guard/Defensive End/Linebacker

- San Francisco 49ers (1956)
- Washington Redskins (1956)
- Boston Patriots – AFL (1960-62)

John Scafide, Tackle

- Boston Redskins (1933)

Leroy Schneider, Tackle

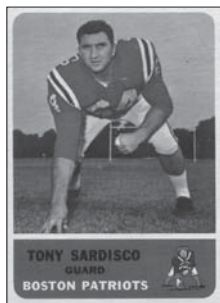
- Brooklyn Dodgers – AAFC (1947)

Darin Shoulders, Tackle

- Indianapolis Colts (1991)

Joe Shinn, End

- Hamilton Tiger-Cats – CFL (1951-52)



Joe Silipo, Tackle/Tight End

- Montreal Alouettes – CFL (1981)
- Denver Gold – USFL (1983)
- San Antonio Gunslingers – USFL (1984-85)
- Buffalo Bills (1987)

Wilfred Simon, Defensive Tackle

- Hamilton Tiger-Cats – CFL (1982)

Tanzel Smart, Defensive Tackle

- **Los Angeles Rams (2017-present)**

Treg Songy, Defensive Back

- New York Jets (1987)

Jerald Sowell, Fullback

- New York Jets (1997-2005)
- Tampa Bay Buccaneers (2006)

Jordan Sullen, Defensive Back

- Denver Broncos (2014)
- Pittsburgh Steelers (2015)

Bill Svoboda, Fullback/Linebacker

- Chicago Cardinals (1950-53)
- New York Giants (1954-58)

Hugh Taylor, End

- Washington Redskins (1947-54)

Len Teeuws, Tackle

- Los Angeles Rams (1952-53)
- Chicago Cardinals (1954-57)

Jim Thibaut, Fullback/Linebacker

- Buffalo Bison – AAFC (1946)

Eric Thomas, Cornerback

- Cincinnati Bengals (1987-92)
- New York Jets (1993-94)
- Denver Broncos (1995)

Ron Tilton, Guard

- Washington Redskins (1986)
- New York Jets (1988)

Dalton Truax, Tackle

- Oakland Raiders (1960)

Mike Truax, Linebacker

- Birmingham Americans – WFL (1974-75)

Jerry Ursin, Wide Receiver


- Baltimore Stallions – CFL (1994-95)

Elton Veals, Running Back

- Pittsburgh Steelers (1984)

Hal Waggoner, Running Back

- Hamilton Tiger-Cats – CFL (1951-53, 55-57)
- Toronto Argonauts – CFL (1960)



Mike Walker, Defensive End

- New Orleans Saints (1971)
- British Columbia Lions – CFL (1972-73)
- Detroit Wheels – WFL (1974)
- Houston Texans – WFL (1974)
- Shreveport Steamer – WFL (1974-75)
- Toronto Argonauts – CFL (1974-76)

Julius Warmley, Defensive End

- **Seattle Seahawks (2013-2014)**
- **Miami Dolphins (2015-Present)**

John Washington, Defensive Back

- Saskatchewan Roughriders – CFL (1976)

Lionel Washington, Cornerback

- St. Louis Cardinals (1983-86)
- Los Angeles Raiders (1987-94)
- Denver Broncos (1995-96)
- Oakland Raiders (1997)

Clint Wenzel, Defensive Line

- New Orleans Breakers – USFL (1984)
- Portland Breakers – USFL (1985)

Jeff Wenzel, Tackle

- Philadelphia Eagles (1987)

Ralph Wenzel, Defensive End

- Pittsburgh Steelers (1942)

Marty Wetzel, Linebacker

- New York Jets (1981)

Jeremy Williams, Wide Receiver

- Philadelphia Eagles (2010)

Royde!! Williams, Wide Receiver

- Tennessee Titans (2005-07)
- Washington Redskins (2009-10)

Kevin Young, Defensive End

- New Orleans Saints (1987)

Emmett Zelenka, Guard

- Montreal Alouettes – CFL (1957)

Marc Zeno, Wide Receiver

- Calgary Stampeders – CFL (1989)
- British Columbia Lions – CFL (1990)

GREEN WAVE IN THE PRO DRAFT

NATIONAL FOOTBALL LEAGUE				
Year	Name, Position	Team	Round	(Sel.)
2017	Ianzel Smart, DT	Los Angeles Rams	6	(189)
2015	Lorenzo Doss, CB	Denver Broncos	5	(164)
	Taurean Nixon, CB	Denver Broncos	7	(251)
2014	Ryan Grant, WR	Washington Redskins	5	(142)
2009	Troy Kropog, OT	Tennessee Titans	4	(135)
2008	Matt Forte, RB	Chicago Bears	2	(44)
2006	Anthony Cannon, LB	Detroit Lions	7	(247)
2005	Roydell Williams, WR	Tennessee Titans	4	(136)
2004	J.P. Losman, QB	Buffalo Bills	1	(22)
	Mewelde Moore, RB	Minnesota Vikings	4	(119)
2002	Patrick Ramsey, QB	Washington Redskins	1	(32)
2001	Bernard Robertson, OT	Chicago Bears	5	(138)
2000	JaJuan Dawson, WR	Cleveland Browns	3	(79)
1999	Shaun King, QB	Tampa Bay Buccaneers	2	(50)
1997	Jerald Sowell, RB	Green Bay Packers	7	(231)
1994	Ruffin Hamilton, LB	Green Bay Packers	6	(175)
1991	Mike Riley, DB	New York Jets	6	(160)
1990	Mitchell Price, DB	Cincinnati Bengals	9	(234)
1989	Terrence Jones, QB	San Diego Chargers	7	(195)
	Richard Harvey, LB	Buffalo Bills	11	(305)
1988	Marc Zeno, WR	Pittsburgh Steelers	7	(182)
	Marvin Allen, RB	New England Patriots	11	(294)
1987	Eric Thomas, DB	Cincinnati Bengals	2	(49)
1986	Burnell Dent, LB	Green Bay Packers	6	(143)
1985	Mike Jones, RB	Miami Dolphins	11	(307)
	Treg Songy, DB	New Orleans Saints	12	(320)
1984	Jim Boyle, T	Miami Dolphins	9	(250)
	Elton Veals, RB	Pittsburgh Steelers	11	(303)
1984\$	Don Maggs, T	Houston Oilers	2	(29)
1983	Lionel Washington, DB	St. Louis Cardinals	4	(103)
1982	Rodney Holman, TE	Cincinnati Bengals	3	(82)
	Marvin Lewis, RB	New Orleans Saints	6	(142)
	Jeff Roberts, LB	New England Patriots	7	(168)
1981	Marty Wetzell, LB	New York Jets	10	(251)
	Nickie Hall, QB	Green Bay Packers	10	(255)
1980	Ed Murray, K	Detroit Lions	7	(166)
	Alton Alexis, WR	Cincinnati Bengals	11	(281)
1979	Ricky Smith, DB	Oakland Raiders	10	(259)
	Dee Methvin, C	Cleveland Browns	12	(315)
1978	Eric Laakso, T	Miami Dolphins	4	(106)
1977	Martin Mitchell, DB	Philadelphia Eagles	6	(158)
1976	Jim Gueno, LB	Green Bay Packers	9	(245)
	Nathaniel Bell, DT	New England Patriots	12	(325)
	Darwin Willie, TE	New York Jets	17	(464)
1975	Charlie Hall, DE	New Orleans Saints	4	(99)
	Steve Foley, QB	Denver Broncos	8	(199)
	John Washington, DB	Los Angeles Rams	8	(204)
1974	Tommy Thibodeaux, G	New Orleans Saints	10	(242)
	Mike Truax, LB	New Orleans Saints	13	(320)
1973	Randy Lee, DB-P	Minnesota Vikings	10	(236)
	Mike Mullen, LB	Miami Dolphins	12	(312)
1972	Joe Bullard, DB	Houston Oilers	6	(134)
	Bob Waldron, DT	Detroit Lions	11	(276)
	Steve Barrios, WR	New Orleans Saints	14	(345)
	Rusty Lachaussee, QB	New Orleans Saints	15	(372)
1971	Mike Walker, LB	Minnesota Vikings	11	(284)
	David Abercrombie, RB	Detroit Lions	13	(332)
	Rick Kingrea, LB	Cleveland Browns	14	(352)
	Bart Graves, T/DE	New Orleans Saints	15	(366)
1969	Warren Bankston, RB	Pittsburgh Steelers	2	(42)
1968	Bobby Duhon, RB	New York Giants	3	(70)
	Tom Nosewicz, DE	Kansas City Chiefs	11	(294)
1967	Pete Johns, DB	Houston Oilers	5	(111)
1966	William Goss, LB	Atlanta Falcons	8	(111)
1963	Bill Kellum, T	Green Bay Packers	13	(182)
	Gordon Rush, G	Philadelphia Eagles	17	(228)
1962	Gus Gonzales, T	Philadelphia Eagles	6	(77)
	Ed Reynolds, G	Chicago Bears	8	(105)
	Terry Terrebonne, HB	Washington Redskins	12	(155)
	Larry Thompson, C	Philadelphia Eagles	12	(167)
	Bill Kellum, T	Chicago Bears	19	(259)
1961	Tommy Mason, HB	Minnesota Vikings	1	(1)
	Phil Nugent, B	Green Bay Packers	3	(40)
	Joe LaSage, G	Green Bay Packers	4	(56)
1961#	Don Joyce, DE	Minnesota Vikings		
1960	Bernard Darré, G	Washington Redskins	15	(172)
1959	Richie Pititbon, QB	Chicago Bears	2	(21)
	Dave Painter, C	Los Angeles Rams	6	(69)
	Pete Abadie, E	Cleveland Browns	28	(335)
	Don Lockwood, G	Washington Redskins	29	(340)
1958	Charlie Hansen, C	New York Giants	21	(249)
1957	Dalton Truax, T	Green Bay Packers	3	(29)
	Fred Wilcox, B	San Francisco 49ers	21	(248)
	Ronny Quillian, RB	Green Bay Packers	22	(255)
	Emmett Zelenka, G	New York Giants	26	(313)
1956	Tony Sardisco, LB	San Francisco 49ers	6	(64)
	Bryan Bunthorne, G	Detroit Lions	27	(314)
1955	Charley Coates, T	Los Angeles Rams	16	(187)
	Bob Saia, B	Green Bay Packers	30	(352)
1954	Max McGee, B	Green Bay Packers	5	(51)
	George Cummins, T	Cleveland Browns	13	(156)
	Jim Partridge, B	New York Giants	28	(329)
1953	Roy Bailey, B	Philadelphia Eagles	14	(164)

Year	Name, Position	Team	Round	(Sel.)
1953	Mike Hoesepian, G	Baltimore Colts	23	(266)
	Ronnie Kent, B	Cleveland Browns	23	(275)
1952	Dick Fugler, T	Chicago Cardinals	5	(51)
	Art Kleinschmidt, G	Green Bay Packers	10	(111)
	Len Teeuws, T	Los Angeles Rams	25	(301)
1951	Don Joyce, T	Chicago Cardinals	2	(18)
	Jerry Helliun, T	Cleveland Browns	3	(38)
	George Kinek, B	Los Angeles Rams	4	(48)
	Dan Rogas, G	Cleveland Browns	6	(74)
	Paul Lea, T	Chicago Bears	7	(84)
	Danny Doyle, G	Philadelphia Eagles	9	(104)
	Joe Ernst, B	Green Bay Packers	15	(172)
	Hal Waggoner, B	Philadelphia Eagles	17	(202)
	Joe Shinn, E	New York Yanks	30	(359)
1950	Eddie Price, B	New York Giants	2	(20)
	Bill Svoboda, B	Chicago Cardinals	3	(29)
	Max Druen, T	Pittsburgh Steelers	9	(112)
	Jimmy Glisson, B	Chicago Bears	15	(192)
	Cliff Van Meter, B	San Francisco 49ers	17	(219)
	Dick Sheffield, E	New York Bulldogs	23	(289)
1949	Dick Sheffield, E	Los Angeles Rams	17	(167)
1948	Bennie Ellender, B	Philadelphia Eagles	28	(264)
1947	Howard McAfee, T	Detroit Lions	30	(276)
1946	Dub Jones, B	Chicago Cardinals	1	(2)
	Gaston Bourgeois, B	Boston Yanks	5	(32)
	Elliot "Ike" Igleheart, G	Boston Yanks	22	(202)
1945	Joe Renfro, B	Brooklyn Tigers	1	(3)
	Art Porter, E	Washington Redskins	8	(71)
	O.J. Key, B	Detroit Lions	17	(171)
	Ray Olsen, B	Detroit Lions	23	(237)
1944	Larry Rice, C	Boston Yanks	5	(43)
1943	Marty Comer, E	Brooklyn Dodgers	5	(34)
	Walt McDonald, B	Washington Redskins	10	(90)
	Lou Thomas, B	Brooklyn Dodgers	12	(103)
	Roman Bentz, T	Washington Redskins	25	(240)
1942	Ernie Blandin, T	Philadelphia Eagles	5	(33)
	Harley McCollum, T	Washington Redskins	6	(46)
	Bob Glass, B	New York Giants	6	(48)
	Jim Thibaut, B	Brooklyn Dodgers	12	(107)
1941	Tommy O'Boyle, G	Chicago Bears	6	(48)
1940	Ralph Wenzel, E	Pittsburgh Steelers	2	(12)
	Burt "Buddy" Banker, B	Washington Redskins	3	(23)
	Bill Kurcham, T	Washington Redskins	5	(38)
	Millard White, T	Green Bay Packers	7	(59)
1939	Warren Brunner, B	Cleveland Rams	8	(63)
	Lyle Smith, G	New York Giants	12	(190)
1937	Bucky Bryan, B	Chicago Cardinals	4	(32)
	#expansion draft	SUSFL Allocation Draft		

ALL-AMERICAN FOOTBALL CONFERENCE

Year	Name, Position	Team	Round	(Sel.)
1949	Eddie Price, B	Brooklyn Dodgers	20	(145)
1947	Larry Rice, C	Cleveland Browns	Sp.*	
	Gaston Bourgeois, G	Miami Seahawks	10	(73)
	John Sims, B	Miami Seahawks	19	(138)

*In 1947, "special selections" were made prior to the regular draft.

AMERICAN FOOTBALL LEAGUE

Year	Name, Position	Team	Round	(Sel.)
1962	Gus Gonzales, G	Houston Oilers	7	(55)
	Ed Reynolds, T	Buffalo Bills	26	(204)
1961	Tommy Mason, HB	Boston Patriots	1	(2)
	Phil Nugent, QB	Denver Broncos	9	(65)
1960	Bernard Darré, G	Denver Broncos	1st*	
	Pete Abadie, E	New York Titans	2nd*	

*The 1960 AFL draft was held in two phases; players were listed alphabetically in the group of either "first selections" or "second selections."

UNITED STATES FOOTBALL LEAGUE

Year	Name, Position	Team	Round	(Sel.)
1985	Treg Songy, DB*	Portland Breakers	TD	
	Tony Wood, K*	Portland Breakers	TD	
1984	Don Maggs, OL	Pittsburgh Maulers	2	(29)
	Frank Roberts, C	New Orleans Breakers	10	(201)
	Donald Ray Thomas, DB	Jacksonville Bulls	15	(295)
	Wayne Smith, WR	Pittsburgh Maulers	15	(300)
	Jim Boyle, OT*	New Orleans Breakers	TD	
	Jon English, QB*	New Orleans Breakers	TD	
	Robert Griffin, WR*	New Orleans Breakers	TD	
	Elton Veals, RB*	New Orleans Breakers	TD	
	Clint Wenzel, DE*	New Orleans Breakers	TD	
1983	Lionel Washington, CB	Tampa Bay Bandits	20	(229)

*Denotes Territorial Draft selection which allotted schools to teams to allow local stars to play before a "home" crowd.

WORLD FOOTBALL LEAGUE

Year	Name, Position	Team	Round	(Sel.)
1975	Mike Truax, LB	Birmingham Americans	23	(269)

ALL-AMERICANS

FIRST TEAM

1925	Charles Flournoy.....	B
1929	Willis "Bill" Banker.....	B
1930	Jerry Dalrymple.....	E
1931	Jerry Dalrymple*.....	E
	Don Zimmerman.....	HB
1932	Don Zimmerman*.....	B
1934	Monk Simons.....	HB
1939	Harley McCollum*.....	T
	Ralph Wenzel.....	E
1940	Tommy O'Boyle.....	G
1941	Ernie Blandin*.....	T
1944	W.A. Jones.....	HB
1948	Paul Lea.....	T
1949	Eddie Price.....	B
1950	Jerome Helluin.....	T
1955	Tony Sardisco.....	G
1960	Tommy Mason.....	B
1973	Charles Hall.....	T
1987	Marc Zeno.....	WR
2001	Seth Marler.....	K
2012	Cairo Santos*.....	K

* indicates consensus
All-America selection

SECOND TEAM, THIRD TEAM OR

HONORABLE MENTION

1925	Milton "Irish" Levy.....	G
	L. Lautenschlaeger.....	B
1928	Bill Banker.....	B
1929	Jerry Dalrymple.....	E
	Elmer McCance.....	T
1930	Lloyd Roberts.....	C
1931	John Scafile.....	G
	Nollie Felts.....	B
1936	William Moss.....	T
1937	Norman Buckner.....	G
1938	Warren Brunner.....	B
1939	Tommy O'Boyle.....	G
1943	Lester Gatewood.....	C
1944	Thomas Kane.....	T
1967	Bobby Duhon.....	B
1970	Rick Kingrea.....	LB
1974	Charles Hall.....	DT
1975	Bryan Alexander.....	DE
	Jim Gueno.....	LB
1976	Martin Mitchell.....	DB
1977	Eric Laako.....	OT
1978	Roch Hontas.....	QB
	Dee Methvin.....	C
	Ed Murray.....	PK
1979	Roch Hontas.....	QB
	Alton Alexis.....	WR
	Ed Murray.....	PK

	Chris Doyle.....	C
	Bob Becnel.....	DE
	Wilfred Simon.....	NG
	Rodney Holman.....	TE
1980	Robert Griffin.....	WR
	Nickie Hall.....	QB
	Wilfred Simon.....	NG
	Rodney Holman.....	TE
1981	Rodney Holman.....	TE
1982	Jim Boyle.....	OG
	Robert Griffin.....	WR
	Vince Manalla.....	P
1983	Wayne Smith.....	WR
	Tony Wood.....	PK
	Larry Route.....	TE
1984	Larry Route.....	TE
	Burnell Dent.....	LB
1985	Wayne Clements.....	K
1986	Thurston Harrison.....	DB
	Andre Lockley.....	OT
	Marc Zeno.....	WR
1988	Terrence Jones.....	QB
	Mitchell Price.....	DB
1997	Brad Palazzo.....	PK
2000	Bernard Robertson.....	OT
	Casey Roussel.....	P
2002	Lynaris Elpheage.....	CB
2007	Matt Forté.....	RB
2008	Ross Thevenot.....	P

2013	Lorenzo Doss.....	CB
------	-------------------	----

FRESHMAN ALL-AMERICAN

1983	Larry Route.....	TE
1985	Wayne Clements.....	P/K
1998	Corey Sewell.....	OT
2000	Mewelde Moore.....	RB
2001	Bobby Hoover.....	TE
2006	Jeremy Williams.....	WR
2007	Andrew Nierman.....	OG
2010	Orleans Darkwa.....	RB
2012	Darion Monroe.....	DB
2014	Parry Nickerson.....	DB
	Sherman Badie.....	RB
	Charles Jones.....	TE

SOPHOMORE ALL-AMERICAN

1972	Charles Hall.....	DT
	Ed Mikkelsen.....	OT

Charles "Peggy" Flournoy • 1925 • Back

"Peggy" Flournoy, Tulane's first All-American in football, led Coach Clark Shaughnessy's team to a 9-0-1 record in 1925. Flournoy established Tulane records for touch-downs, points in a season and points in a game that stand today. He set two of his long-standing records with four rushing touchdowns and 31 points in a 37-9 victory over Louisiana Tech. Flournoy, one of the first inductees into the Louisiana Sports Hall of Fame in 1968, also is a member of the Tulane and Greater New Orleans sports halls of fame. He died in 1972.

Willis "Bill" Banker • 1929 • Back

Bill Banker, known as the "Blond Blizzard" because of the thick mane of light hair that was so visible to spectators as he raced helmetless through opposing defenses, was the first in a long line of Tulane greats from Lake Charles, La. He remains the all-time leading scorer in Tulane football history with 263 points and is third in career rushing with 2,516 yards. Banker helped Tulane to an undefeated 9-0 season in 1929 as the Green Wave outscored its opposition, 297-45. He was inducted into the National Football Foundation Hall of Fame in 1977 and also is a member of the Tulane, Greater New Orleans and Louisiana sports halls of fame. Banker died in 1985.

Jerry Dalrymple • 1930-31 • End

Considered by many as the finest player in Tulane football history, Jerry Dalrymple earned first-unit All-America status in 1930 and became the only unanimous All-American in school history the next year. He led Tulane to its most successful three-season stretch ever in football, as the Green Wave posted a 28-1 regular-season mark in that span and earned its first bowl berth ever – in the 1932 Rose Bowl. Dalrymple became Tulane's first inductee into the National Football Foundation Hall of Fame in 1954. Dalrymple also was a charter member of the Louisiana, Greater New Orleans and Tulane sports halls of fame. He died in 1962.

Don Zimmerman • 1931-32 • Halfback

Don Zimmerman, playing one season behind fellow All-American Jerry Dalrymple, earned first-team honors in 1931 and became one of four consensus All-Americans in Tulane history one season later. He ended his Tulane career as the Green Wave's all-time leader in total offense and pass interceptions, setting records that lasted for 40 years. He also ranks fourth in career rushing yards with 2,369. Zimmerman also was Tulane's first-ever Southeastern Conference track champion, winning the 1933 pole vault title. Zimmerman is a member of the Louisiana, Greater New Orleans and Tulane sports halls of fame. He died in 1974.

Claude "Monk" Simons, Jr. • 1934 • Halfback

The first All-American to return to Tulane as a coach, "Monk" Simons Jr. led Tulane to a 10-1 record and a share of the Southeastern Conference title as a player in 1934, including a 20-14 victory over Temple in the first Sugar Bowl. Simons led Tulane in rushing, passing and scoring, but may have best made his mark as a kick returner. In the season finale against LSU, he returned a punt 45 yards for a touchdown, and in the Sugar Bowl, he had an 85-yard kickoff return for a TD. Simons would return to Tulane as head coach from 1942-45. He was inducted into the National Football Foundation Hall of Fame in 1975 and is also a member of the Louisiana, Greater New Orleans and Tulane sports halls of fame. Simons died in 1975.

Harley McCollum • 1939 • Tackle

Harley McCollum began a stretch of All-American linemen at Tulane when he earned the honors in 1939. McCollum was a member of Tulane's Sugar Bowl team that season, and his dominating play at tackle earned him consensus All-America honors, one of only four players in school history to reach that status. McCollum was inducted into the Tulane Athletics Hall of Fame in 1981 and into the Greater New Orleans Sports Hall of Fame in 1984. McCollum died in 1984.

Ralph Wenzel • 1939 • End

Ralph Wenzel, a right end at Tulane for three years, earned All-America status as a senior in 1939. Wenzel led a Green Wave team that went 8-0-1 in the regular season and met Texas A&M in the Sugar Bowl. Wenzel went on to play one season with the Pittsburgh Steelers. After football, he began a career in the U.S. Marine Corps, from which he retired in 1978 as a lieutenant colonel with 32 years of service. He was inducted into the Tulane Athletics Hall of Fame in 1988. Wenzel died in 2001.

Tommy O'Boyle • 1940 • Guard

Guard Tommy O'Boyle became an All-American in 1940, but his playing days at Tulane would be just the start of his career on Willow Street. After graduating in December 1940, O'Boyle elected to return to Tulane as an assistant coach for the 1941 season instead of pursuing a pro career (he was drafted by the Chicago Bears). O'Boyle returned to the Tulane staff in 1946 and 1961 and was named head coach prior to the 1962 season, a position he held for four years. He was inducted into the Tulane Athletics Hall of Fame in 1979 and resides in Kansas City, Mo. O'Boyle died in 2000.

Ernie Blandin • 1941 • Tackle

Another in the line of great Tulane linemen of his era, Ernie Blandin played for Green Wave teams from 1939-41 and earned All-America accolades as a senior. He is the most recent Tulane player to achieve consensus All-America status. Blandin was drafted by the Philadelphia Eagles in 1942 and went on to an eight-year pro career after the war, including six seasons with the Baltimore Colts. He is a member of the Tulane and Greater New Orleans sports halls of fame. Blandin died in 1968.

"Dub" Jones • 1944 • Halfback

Halfback Williams "Dub" Jones made his mark on the football field at Tulane after transferring from LSU. Jones earned All-America recognition in 1944 as he rushed for 700 yards and four touchdowns. A first-round selection of the Chicago Cardinals in 1946, Jones went on to a 10-year professional career, spending eight of those seasons with the Cleveland Browns. Jones, a native of Ruston, is a member of the Louisiana, Greater New Orleans and Tulane sports halls of fame.

Paul Lea • 1948 • Tackle

Paul Lea established himself as one of the top tackles in the country in 1948, earning first team All-America honors after using his 6-2, 220-pound body to pave the way for Eddie Price's 1,178 yards rushing. Lea is Tulane's only three-time selection to an all-league first team as he was honored by the SEC in 1948, 1949 and 1950. During his four-year career, the New London, Texas, native and the Green Wave rolled to 24 victories. A seventh-round draft pick of the Chicago Bears, Lea played in both the Senior Bowl and the Blue-Gray All-Star Classic following his Green Wave career. He is a 1990 inductee into the Tulane Athletics Hall of Fame. Lea died in 2009.

Eddie Price • 1949 • Back

All-American Eddie Price was a man of firsts during his days as a Tulane running back. He became the first Green Wave player to rush for more than 200 yards in a game, the first Tulanian to rush for 1,000 yards in a season and the first player in NCAA history to surpass 3,000 yards for his career. Price finished his career with 3,095 yards, a Tulane record broken in 2003 by Mewelde Moore. His 1,178 yards in 1948 was also the Green Wave standard until Moore broke the mark in 2001. Price went on to play six seasons for the New York Giants. He was inducted into the National Football Foundation Hall of Fame in 1982 and is also a member of the Louisiana and Greater New Orleans sports halls of fame. He was a charter inductee into the Tulane Athletics Hall of Fame in 1977. He died in 1979.

Jerome Helluin • 1950 • Tackle

Jerome Helluin, one of the biggest linemen in college football at the time at 285 pounds, earned All-America honors as a senior in 1951. Helluin played both guard and tackle for the Green Wave. He began his Tulane career blocking for Eddie Price and finished it blocking for future NFL star Max McGee. Helluin was drafted by the Cleveland Browns in 1952, where he began a seven-year pro career as a defensive tackle. Helluin was a 1984 inductee into the Tulane Athletics Hall of Fame. He resides in Houma.

Tony Sardisco • 1955 • Guard

Tony Sardisco earned All-America honors at Tulane as a guard, but was athletically-talented enough to play both guard and linebacker during his professional career in the NFL and AFL. He was an All-AFL selection with the Boston Patriots in 1961, also as a guard. As a senior, Sardisco helped Tulane post a 5-4-1 record, its best in five seasons. Sardisco is a member of the Tulane, Louisiana and Greater New Orleans sports halls of fame. He died in 2006.

Tommy Mason • 1960 • Back

With one of the greatest seasons in Tulane football history, Tommy Mason earned All-America honors as a senior in 1960. Mason led the Southeastern Conference in rushing with 663 yards and scored 13 touchdowns. He set a school record for all-purpose yards (1,475) that lasted 28 years. Mason was the first player overall selected in the 1961 NFL Draft by the Minnesota Vikings and played professionally for 11 years with the Vikings, Los Angeles Rams and Washington Redskins. He is a member of the Louisiana, Greater New Orleans and Tulane sports halls of fame. Mason died in 2015.

Charles Hall • 1973 • Tackle

Charlie Hall led a fierce Tulane defense in one of the most memorable seasons in Green Wave football history, 1973. The Tulane defense had three shutouts that season, including a 14-0 whitewashing of LSU in the regular-season finale, and held two other teams to six points or less. He had 71 tackles, seven sacks and two interceptions in 1973 despite missing three full games and parts of two others with a knee injury. Hall was a fourth-round draft pick of the New Orleans Saints in 1975 and had a brief career in the World Football League before becoming a coach. He was an assistant at Tulane from 1977-82. Hall was a 1981 inductee into the Tulane Athletics Hall of Fame.

Marc Zeno • 1987 • Wide Receiver

Marc Zeno concluded a spectacular career in 1987 by earning first-team All-America honors from the Associated Press. As a senior, Zeno surpassed his own Tulane records with 77 receptions for 1,206 yards and, in the process, became the NCAA's career leader in receiving yards with 3,725. The native of Litcher, La., who finished his career as the owner of every Tulane receiving record, helped a high-powered offense set a school record for points scored in 1987. Zeno was drafted by the Pittsburgh Steelers in 1988 and played several years at all levels of pro ball. He was inducted into the Tulane Athletics Hall of Fame in 1997.

Seth Marler • 2001 • Kicker

Seth Marler became the Green Wave's first first team All-American in 14 years following an amazing year as the Tulane kicker, in which he made 15-of-16 field goals and 54 straight kicks (PAT and FG). The Lilburn, Ga., native hit all seven of his field goal tries from 40 yards and longer while setting the school record for field-goal percentage in his junior season. In addition to FWAA All-America recognition, Marler captured the 2001 Lou Groza Award as the top collegiate placekicker in the nation. He closed his career as the Tulane and Conference USA all-time leader in field goals. He is also the Wave's all-time scoring leader and was inducted into the Tulane Hall of Fame in 2009.

Cairo Santos • 2012 • Kicker

Cairo Santos secured a permanent spot in the school's history books as one of the Green Wave's most decorated players, as the junior became just the fifth Tulane football player receive consensus All-America honors. Santos was a first team All-American selection by both the FWAA and the AP, along with Sports Illustrated and Phil Steele. The 2012 Lou Groza Award winner completed one of the best seasons by a kicker in NCAA history by finishing a perfect 21-of-21 on field goal attempts. He also connected 27-of-28 PAT attempts and led the nation with 12, 40+ yard field goals, including a pair of 50-yarders, and set the school record with a 57-yarder vs. Rice, which tied for the fourth longest in the nation in 2012.


--Special Awards--



Tommy Bowden
1998 C-USA
Coach of the Year



Shaun King
1997 & 1998
Conference USA
Player of the Year



Jeff Liggon
1996 C-USA Special Teams
Player of the Year




Seth Marler
2001 Lou Groza Award
2001 C-USA Special Teams
Player of the Year



Mewelde Moore
2000 C-USA
Freshman of the Year



Patrick Ramsey
2001 National
College Scholar-Athlete



Cairo Santos
2012 Lou Groza Award

All-American Athletic Conference

(First-team unless noted)

- 2016 Nico Marley, LB
Tanzel Smart, DT
Parry Nickerson, CB (2nd)
- 2015 Nico Marley, LB
Tanzel Smart, DT
- 2014 Lorenzo Doss, CB (2nd)
Sam Scofield, S (2nd)

All-Conference USA

(First-team unless noted)

- 2013 Ryan Grant, WR
Julius Warmesley, DL
Lorenzo Doss, DB
Cairo Santos, PK
- 2012 Ryan Grant, WR
Cairo Santos, PK
Billy Johnson, LS
- 2011 Trent Mackey, LB
Orleans Darkwa, RB (2nd)
Dezman Moses, DL (2nd)
- 2010 Phillip Davis, S
Orleans Darkwa, RB (2nd)
Trent Mackey, LB (2nd)
- 2008 Troy Kropog, OL
Craig Gelhardt, DS
Ross Thevenot, P (2nd)
- 2007 Matt Forté, RB
Aryan Barto, C (2nd)
Antonio Harris, DE (2nd)
- 2006 Chris Beckman, P (2nd)
Israel Route, CB (2nd)
Matt Forté, RB (3rd)
David Skehan, DB (3rd)
- 2005 Anthony Cannon, LB
Chris McGehee, OL (2nd)
Preston Brown, WR (3rd)
Matt Traina, OL (3rd)
- 2004 Chris Beckman, P
Roydell Williams, WR
Joey Dawson, S (2nd)
Anthony Cannon, LB (3rd)
Antonio Harris, DL (3rd)
Fred Smith, PR (3rd)
- 2003 Mewelde Moore, RB
Roydell Williams, WR
J.P. Losman, QB (2nd)
Tra Boger, S (2nd)
Chris Beckman, P (2nd)
Chris McGee, OL (3rd)
Sean Lucas, CB (3rd)
- 2002 Floyd Dorsey, DE
Lynaris Elpheage, CB
Lynaris Elpheage, PR (2nd)
Mewelde Moore, RB (2nd)
Seth Marler, P (2nd)
- 2001 Seth Marler, PK
Mewelde Moore, RB
Torie Taulli, C
Roydell Williams, WR (2nd)
- 2000 Adrian Burnette, WR
Bernard Robertson, OT
Casey Roussel, P
Jerry Phillips, LB (2nd)
Patrick Ramsey, QB (2nd)
- 1999 JaJuan Dawson, WR
Jerry Godfrey, OL (2nd)
Seth Marler, PK (2nd)
- 1998 Michael Jordan, DB
Shaun King, QB
Bernard Robertson, OL
JaJuan Dawson, WR (2nd)
P.J. Franklin, WR (2nd)

- Jerry Godfrey, OL (2nd)
Dennis O'Sullivan, DL (2nd)
Brett Timmons, LB (2nd)
- 1997 Shaun King, QB
Toney Converse, RB
JaJuan Dawson, WR
Cory Geason, OL
Brad Palazzo, PK
Brad Hill, P
P.J. Franklin, WR (2nd)
Terence Cook, DL (2nd)
Keaton Cromartie, DL (2nd)
- 1996 Michael Jordan, DB (2nd)
Cyril Brockmeier, OL
Cory Geason, TE
Jeff Liggon, KR (2nd)
Will Carlisle, OL (2nd)
Derrick Singleton, LB (2nd)
- 1995* Steve Schuler, T
Cory Geason, TE
Jamaican Darte, RB (2nd)
Cyril Brockmeier, OL (2nd)
Keith Cook, DL (2nd)
Cedric Anderson, DB (2nd)

* In 1995, Conference USA named an all-star team, prior to its first official season of football.

Conference USA

All-Freshman Team

- 2013 Nico Marley, LB
- 2012 Darian Monroe, DB
Lorenzo Doss, DB
- 2011 Michael Pierce, Jr., DT
- 2010 Orleans Darkwa, RB
Cairo Santos, K
- 2009 Zach Morgan, OL
Shakiel Smith, LB
- 2007 Andrew Nierman, OL
Devin Holland, DB
- 2006 Troy Wilson, LB
Nick Landry, OL
- 2005 Michael Parenton, OL
Cary Koch, WR
- 2004 Aryan Barto, OL
Matt Forté, RB
Antonio Harris, DL
- 2003 Billy Harrison, DE
Kelvin Johnson, LB
Derek Rogers, OL
Israel Route, DB
- 2002 Anthony Cannon, LB
Chris McGee, OT
Damarcus Davis, WR
Sean Lucas, CB
Matt Traina, OG
- 2001 Jay Ashton, DL
Tra Boger, LB
Bobby Hoover, TE
Brandon Spincer, LB
- 2000 Lonnie Crayton, DT
Brendon Drysdale, C
Lynaris Elpheage, CB
J.P. Losman, QB
Mewelde Moore, RB
Roydell Williams, WR
- 1999 Floyd Dorsey, DL
Quentin Brown, DB
Seth Marler, PK
- 1998 Meldon Barnes, DB
Ryan Brewer, DL
Terrell Harris, WR
Zander Robinson, WR
Corey Sewell, OL
Torie Taulli, OL
- 1997 Charles Caldwell, OL
Toney Converse, RB

- Corey Jones, DB
Warren St. Junious, DB
Bernard Robertson, OL
Kevin Dukes, DB
Derrick Perry, LB

All-National Independent

- 1995 Keith Cook, DL
Cory Geason, TE (2nd)
Steve Schuler, OL (2nd)
Cedric Anderson, DB (2nd)
Jamaican Darte, RB (3rd)
- 1994 Mike Staid, DB
Keith Cook, DL (2nd)
Bart Baldwin, PK (2nd)
Derrick Franklin, WR (3rd)
Cory Geason, OL (3rd)
Cedric Anderson, DB (3rd)
Jeff Liggon, KR (3rd)

All-South Independent

- 1993 Erik Bruce, G
Chip Clark, P
Mike Staid, S
Mitch Tinsley, C
Wil Ursin, WR
Mike Staid, S
1992 Marc Zeno, WR
1986 Marc Zeno, WR
1985 Burnell Dent, LB
1983 Wayne Smith, WR
Tony Wood, PK
1982 Robert Griffin, WR
Jim Boyle, OG
Vince Manalla, P
1981 Rodney Holman, TE
1979 Roch Hontas, QB
Alton Alexis, WR
Ed Murray, PK
Chris Doyle, C
Bob Becnel, DE
1978 Dee Methvin, C
Roch Hontas, QB
Ed Murray, PK
Eric Laakso, OT
Ed Murray, PK
1977 Ed Beckman, TE
1976 Martin Mitchell, DB
Ed Murray, PK
1975 Bryan Alexander, DE
Jim Gueno, LB
1974 Mike Arthur, G
Rusty Chambers, LB
Charles Hall, DT
Howard McNeill, P
Ed Mikkelsen, T
Mark Olivari, G
1973 Charles Hall, DT
David Lee, S
Mark Olivari, NG
Mike Truax, DE
Steve Wade, C
George Ewing, DB
Lee Gibson, PK
Charles Hall, DT
Mike Koesling, OG
Mike Mullen, LB
1971 Steve Barrios, FL
Joe Bullard, DB
Ricky Hebert, TB
Mike Koesling, OG
Mike Mullen, LB
Mike Truax, DE
1970 David Abercrombie, TB
Steve Barrios, WB
Joe Bullard, DB

- Paul Ellis, S
Rick Kingrea, LB
Mike Walker, DT
Allen Wilkenfeld, OG
1969 Steve Barrios, E
Joe Bullard, B
Charles DeWitt, C
Bart Graves, T
Rick Kingrea, LB
Mike Walker, T
1968 Warren Bankston, FB
Larry Mickal, OG
Ernie Parker, DE
John Snell, DT
Jim Trahan, HB

All-Southeastern Conference Associated Press

- 1965 Bill Goss, LB
- 1964 Leon Verriere, DL (2nd)
- 1963 Clem Dellenger, E (3rd)
Mike Calamari, T (3rd)
- 1962 Clem Dellenger, E (2nd)
Ernie Colquette, C (3rd)
1961 Ernie Colquette, C (3rd)
1960 Tommy Mason, B
Phil Nugent, B (3rd)
- 1958 Richie Pettitton, B (2nd)
- 1956 Dalton Truax, T (2nd)
Gene Newton, B (2nd)
Ronny Quillian, B (2nd)
- 1955 Tony Sardisco, G (2nd)
Bryan Bunthorne, G (3rd)
1954 Bryan Bunthorne, G (2nd)
- 1953 Al Robelot, G (3rd)
- 1952 Al Robelot, OG (2nd)
Max McGee, E (3rd)
Tony Sardisco, DL (3rd)
- 1951 Jerome Helluin, OT (2nd)
Art Kleinschmidt, DL (3rd)
- 1950 Paul Lea, T
- 1949 Paul Lea, T
Eddie Price, B
Dennis Doyle, G (2nd)
- 1948 Paul Lea, T
Eddie Price, B
Dennis Doyle, G (2nd)
Dick Sheffield, E (3rd)
Eddie Price, B (3rd)
- 1947 Gaston Bourgeois, G (3rd)
- 1946 Gaston Bourgeois, G (2nd)
- 1945 Hugh Bowers, G (3rd)
- 1944 Ray Olsen, E
William Jones, B
Gaston Bourgeois, G (2nd)
- 1943 Ray Olsen, E
Gaston Bourgeois, G
Lester Gatewood, C
Joe Renfroe, B
Fred Roseman, T (2nd)
George Jones, T (2nd)
Leonard Finley, B (2nd)
Ken Tazetti, E (3rd)
William Jones, B (3rd)

All-Southeastern Conference Associated Press (cont.)

- 1941 Ernie Blandin, T
Jack Tittle, G (2nd)
Walt McDonald, B (2nd)
- 1940 Bill Hornick, E (3rd)
Bob Glass, B (3rd)
- 1940 Charles Dufour, T (2nd)
Jim Thibaut, B (2nd)
- 1939 Harley McCollum, T
Bob Kellogg, B
Ralph Wenzel, E (2nd)
Tommy O'Boyle, G (3rd)
Fred Gloden, B (3rd)
- 1938 Warren Brunner, B
Ralph Wenzel, E (2nd)
Ray Miller, tackle (2nd)
- 1937 Ralph Wenzel, E (2nd)
Norman Hall, G (3rd)
- 1936 Howard Bryan, B
William Moss, T (2nd)
- 1935 Barney Mintz, B (3rd)
- 1934 Monk Simons, B
Homer Robinson, C
George Tessier, G (2nd)
- 1933 Homer Robinson, C (2nd)
Floyd Roberts, B (2nd)

All-Southeastern Conference United Press International

- 1965 Bill Goss, LB
- 1963 Mike Calamari, T (3rd)
- 1961 Gus Gonzales, G (3rd)
- 1960 Tommy Mason, B
- 1958 Richie Petitbon, B
- 1956 Gene Newton, B (2nd)
Ronny Quillian, B (2nd)
- 1955 Tony Sardisco, G (2nd)
Ronny Quillian, B (2nd)
Bryan Bunthorne, G (3rd)
- 1954 Tony Sardisco, G (2nd)
- 1953 Al Robelot, G (3rd)
- 1952 Max McGee, B (3rd)
- 1951 Jerome Helluin, T (3rd)
- 1950 Paul Lea, T

Nashville Banner SEC Coach of the Year

- 1948 Henry Frnka

All-Southern Conference

- 1932 John Scafide, G
Don Zimmerman, B
- 1931 Jerry Dalrymple, E
John Scafide, G
Don Zimmerman, B
- 1930 Jerry Dalrymple, E
Lloyd Roberts, C
- 1929 Bill Banker, B
Lloyd Roberts, C
- 1928 Bill Banker, B
- 1926 Harry Gamble, E
- 1925 Milton Levy, G
Peggy Flournoy, G
- 1924 Milton Levy, G
Peggy Flournoy, B

Academic All-SEC

- 1965 Conrad Meyer, T
Bill Goss, LB (2nd)
- 1964 Conrad Meyer, T
Bill Goss, LB
- 1960 Joe LeSage, T

Liberty Bowl Alliance All-Star

- 1995 Steve Schuler, T
Cory Geason, TE
Keith Cook, DL
- 1994 Mike Staid, S
Bart Baldwin, PK
Jeff Ligon, KR

Academic All-C-USA

- 2012 Ryan Griffin, QB
Sam Scofield, S
- 2013 Sam Scofield, S

CoSIDA Academic All-District VI

- 2015 Marshall Wadleigh, RB
- 2014 Sam Scofield, S
- 2013 Sam Scofield, S
- 2009 Andre Anderson, RB
Adam Podet, LB
- 2005 Joe Traina, OL
Matt Traina, OL
Anthony Cannon, LB (2nd)
Michael Purcell, DE (2nd)
- 2004 Joe Traina, OL
Matt Traina, OL
Anthony Cannon, LB (2nd)
Michael Purcell, DE (2nd)
- 2003 Matt Traina, OL
Michael Roberts, DE (2nd)
Joe Traina, OL (2nd)
- 2002 Seth Zaunbrecher, OL
- 2001 Seth Zaunbrecher, OL
- 2000 Mike Truax, TE (2nd)

CoSIDA Academic All-American

- 1961 Joe LaSage, G
- 1970 David Hebert, DB (3rd)
- 1971 David Hebert, DB (1st)
- 1978 Gerry Sheridan, OL (2nd)
- 1979 Roch Hontas, QB (2nd)
- 2009 Andre Anderson, RB (1st)
- 2013 Sam Scofield, S (2nd)
- 2014 Sam Scofield, S (2nd)

TULANE & HALLS OF FAME

NATIONAL FOOTBALL FOUNDATION

- Bill Banker, B
- Bernie Bierman, coach
- Jerry Dalrymple, E
- John Green, G
- Lester Lautenschlaeger, B
- Eddie Price, B
- Clark Shaughnessy, coach
- Claude "Monk" Simons Jr., B

LOUISIANA SPORTS WRITERS

- Alex "Greek" Athas, B, 1992
- Bill Banker, B, 1978
- Bernie Bierman, coach, 1976
- Jerry Dalrymple, E, 1964
- Steve Foley, QB, 2002
- Charles Flournoy, B, 1968
- W.A. "Dub" Jones, B, 1982
- Lester Lautenschlaeger, B, 1983
- M.L. Lagarde, administrator, 1993
- Max McGee, B, 1984
- Tommy Mason, B, 1981
- Richie Petitbon, B, 1992
- Eddie Price, B, 1971
- Tony Sardisco, G, 2004
- Clark Shaughnessy, coach, 1970
- Claude "Monk" Simons, B, 1969
- Lionel Washington, DB, 2014
- Don Zimmerman, E, 1975

GREATER NEW ORLEANS SPORTS FOUNDATION

- Alex "Greek" Athas, B, 1980
- Bill Banker, B, 1971
- Warren Bankston, FB, 1997
- Bernie Bierman, coach, 1971
- Ernie Blandin, G, 1987
- Jerry Dalrymple, E, 1971
- Bobby Duhon, B, 1980
- Charles Flournoy, B, 1980
- Steve Foley, QB, 1992
- Harry Gamble, E, 1983
- Roch Hontas, QB, 1988
- Terrence Jones, QB, 2001
- W.A. "Dub" Jones, B, 1984
- Lester Lautenschlaeger, B, 1980
- Tommy Mason, B, 1979
- Harley McCollum, T, 1984
- Max McGee, E, 1999
- Richie Petitbon, B, 1979
- Andy Pilney, coach, 1986
- Earl "Bubba" Porche, trainer, '85
- Eddie Price, B, 1971
- Tony Sardisco, G, 1990
- Clark Shaughnessy, coach, 1973
- Claude "Monk" Simons, B, 1974
- Bill Svoboda, B, 1987
- Lionel Washington, DB, 2014
- Marc Zeno, 2016
- Don Zimmerman, E, 1978

2005 TEAM HONORED

The 2005 Tulane team received a pair of national honors for their perseverance through adversity following the wake of Hurricane Katrina making landfall near New Orleans in late August. In a pair of events held in Orlando, Fla., the Green Wave received the 2005 Disney's Wide World of Sports Spirit Award at the ESPN/Home Depot College Football Awards Show (pictured from left to right: Brandon Spincer, Pro Football Hall of Famer Kellen Winslow, head coach Chris Scelfo, Matt Traina) and the Football Writers of America Association's Annual Courage Award at the Cingular ABC Sports All-America Team Celebration.



GREEN WAVE IN ALL-STAR GAMES

Senior Bowl

(Mobile, Ala.)

2017	Tanzel Smart, DT
2014	Ryan Grant, WR
2010	Jeremy Williams, WR (South Offensive MVP)
2009	Troy Kropog, OT
2008	Matt Forté, RB (Offensive MVP)
2005	Roydell Williams, WR
2004	J.P. Losman, QB Mewelde Moore, RB
2002	Patrick Ramsey, QB (Offensive MVP) Casey Roussel, P
2001	Bernard Robertson, OT
1999	Shaun King, QB Brad Palazzo, PK
1997	Jerald Sowell, RB
1990	Michael Pierce, RB
1989	Terrence Jones, QB
1988	Marc Zeno, WR
1987	Eric Thomas, DB
1984	Don Maggs, T
1982	Jeff Roberts, LB
1974	Steve Wade, C
1973	Mike Mullen, LB
1972	Joe Bullard, DB Bob Waldron, DT
1971	David Abercrombie, B Rick Kingrea, LB
1969	Warren Bankston, B
1968	Bobby Duhon, B
1962	Gus Gonzales, G
1957	Dalton Truax, E
1961	Phil Nugent, E
1956	Tony Sardisco, G
1955	Eddie Bravo, E
1954	Max McGee, B
1953	Mike Housepian, G
1952	Dick Fugler, T Jerome Helluin, T
1951	Dennis Doyle, G Joe Ernst, B Don Joyce, T Paul Lea, T Dan Rogas, G
1950	Max Druen, T Eddie Price, B Dick Sheffield, E Bill Svoboda, B

East-West Shrine Game

(Palo Alto, Calif.)

2010	André Anderson, RB
2007	Lester Ricard, QB
1988	Marc Zeno, WR
1982	Rodney Holman, TE
1981	Marty Wetzel, LB
1978	Eric Laakso, T
1977	Martin Mitchell, B
1974	Charles Hall, T John Washington, B
1961	Bernard Darré, T
1960	Tommy Mason, B
1942	Ernie Blandin, T
1941	Tommy O'Boyle, G Bob Glass, B
1937	Bucky Bryan, B

Texas vs. the Nation All-Star Challenge

(El Paso, Texas)

2013	Ryan Griffin, QB (Offensive MVP)
2011	Pete Hendrickson, OT
2008	Frank Morton, DT

All-American Bowl

(Tampa, Fla.; discontinued)

1976	Blane Woodfin, DE
1973	Mike Truax, DE

Blue-Gray All-Star Classic

(Montgomery, Ala.; discontinued)

2001	Terrell Harris, WR
2000	Noel Ellis, LB
1999	JaJuan Dawson, WR
1997	Derrick Singleton, LB
1996	Jerald Sowell, RB
1995	Steve Schuler, OT
1993	Michael Batiste, DT Ruffin Hamilton, LB
1988	Richard Harvey, LB
1986	Eric Thomas, DB
1985	Ken Karcher, QB Burnell Dent, LB
1981	Rodney Holman, TE
1978	Dee Methvin, C
1972	Joel Hale, DT Randy Lee, K/DB
1971	Joe Bullard, DB
1970	Bob Waldron, DT David Abercrombie, B Rick Kingrea, LB Mike Walker, DT
1968	Warren Bankston, B
1967	Bobby Duhon, B
1965	Bill Goss, LB
1964	Jim Davis, B
1963	Mike Calamari, T
1960	Cameron Gamble, E
1958	Donald Lockwood, T
1957	Gene Newton, B Will Billon, B
1956	Emmett Zelenka, T Dalton Truax, T Ronny Quillian, B
1955	Tony Sardisco, G Bryan Burnthorne, G
1954	Eddie Bravo, E
1953	Les Kennedy, B Max McGee, B Bobby Nuss, G Roy Bailey, B
1951	Jerome Helluin, T Dick Fugler, T
1950	Dennis Doule, G Dan Rogas, G Paul Lea, T Don Joyce, T Max Druen, T Eddie Price, B Dick Sheffield, E
1949	Joe Renfroe, B
1944	Marty Comer, E
1942	Lou Thomas, B Walter McDonald, B
1941	Jack Tittle, B Charles Dufour, T Jim Thibaut, B
1940	Harry Hays, B
1939	Warren Brunner, B

Chicago College All-Star Game

(Chicago, Ill.; discontinued)

1961	Tommy Mason, B Phil Nugent, B Bernard Darré, T Richie Petitbon, B
1959	Richie Petitbon, B
1957	Dalton Truax, T
1956	Tony Sardisco, G
1951	Dennis Doyle, G Don Joyce, T Bill Svoboda, B
1950	Emile O'Brien

1946	W.A. "Dub" Jones, B Ernie Blandin, T
1945	Joe Renfroe, B Roman Bentz
1941	Tommy O'Boyle, G Al Bodney
1940	Bobby Kellogg, B
1939	Warren Brunner, B

Coaches All-American Game

(various sites; discontinued)

1973	Randy Lee, DB
1971	Rick Kingrea, LB Mike Walker, DT
1968	Bobby Duhon, B
1961	Tommy Mason, B Phil Nugent, B

All-Star Classic

(Little Rock, Ark.)

2012	Dezman Moses, DE
------	------------------

Dixie Gridiron Classic

(St. George, Utah)

2011	Justin Adams, DT
------	------------------

Florida All-Star Classic

(Orlando, Fla.; discontinued)

2001	Tim Carter, WR Noel Ellis, LB
2000	JaJuan Dawson, WR
1999	Alphonso Roundtree, DB Brett Timmons, LB

Hula Bowl

(Honolulu, Hawaii)

1996	Cedric Anderson, DB
1978	Eric Laakso, T
1977	Martin Mitchell, B
1961	Tommy Mason, B

INTA Juice All-Star Classic

(Houston, Texas; discontinued)

2007	Lester Ricard, QB
------	-------------------

Japan Bowl

(Yokohama, Japan; discontinued)

1981	Nickie Hall, QB Marty Wetzel, LB
1980	Roch Hontas, QB
1977	Martin Mitchell, B

Las Vegas

All-American Classic

(Las Vegas, Nev.; discontinued)

2005	Tra Boger, DB Anthony Cannon, LB Sean Lucas, DB
------	---

Magnolia Classic

(Jackson, Miss.; discontinued)

2006	Damarcus Davis, WR Donald Madlock, OL
2005	Tra Boger, DB

NFLPA Collegiate Bowl

(Carson, Calif.)

2015	Sean Donnelly, OT
2014	Chris Davenport, DT Cairo Santos, K

North-South Shrine All-Star Game

(various sites; discontinued)

1972	Mike Mullen, LB
1963	Clem Dellenger, E
1962	Ernie Colquette, T
1961	Gus Gonzales, G
1932	Winnie Lodrigues, C John Scaffide, G

Olympia Gold Bowl

(San Diego, Calif.; discontinued)

1982	Rodney Holman, TE
------	-------------------

Raycomm College Football All-Star Classic

(Montgomery, Ala.)

2013	Ryan Travis, CB
------	-----------------

Tropic Bowl

(North Miami Beach, Fla.)

2016	Royce LaFrance, DE
------	--------------------

College Gridiron Showcase

(Bedford, Texas)

2017	Chris Taylor, OL
------	------------------

Year listed indicates year game was played.



The Green Wave has had 12 Senior Bowl participants in the last 17 years, including Matt Forté (pictured), Shaun King in 1999, Patrick Ramsey in 2001 and Jeremy Williams in 2010. Ramsey, Forté (pictured) and Williams each earned Offensive MVP honors in the game.

ALL-TIME LETTERMEN

The following is a list of Tulane's all-time football letterwinners as listed in the university's official records. These records are as complete as possible. If, however, there are any additions or corrections, please contact the Tulane Athletics Strategic Communications Office.

A



Peter Abadie

Aaron, Bob (mgr).....	1975
Abadie, Peter.....	1957-58-59
Abercrombie, David.....	1969-70*
Abramowicz, Andy.....	1991-92
Abrams, L.J.....	2009-10
Adams, Doug.....	1987-88
Adams, Justin.....	2007-08-09-10
Adams, Melvin.....	1984-86-87-88
Akin, Joseph.....	1998-99
Alderetti, Ike.....	1914-15
Alexander, Bryan.....	1973-74-75
Alexander, Cedric.....	1984
Alexander, Keith.....	1975-76-77
Alexis, Alton.....	1976-77-78-79
Alexis, James.....	1984
Algere, Edgar.....	2001
Alison, James.....	1922
Allain, Alex (mgr).....	1918
Alleman, Eric.....	1994-95-96
Allen, John C.....	1907
Allen, Marvin.....	1986-87
Allen, Tyrus.....	1985-86-87
Allen, Richard.....	2013-16
Aluko, Emmanuel.....	2008-09-10-11
Amarena, Sammy.....	1984
Ambrose, Carl.....	1982-83
Ambrose, Laraun.....	1983-84-85
Ammerman, John.....	1976-77*
Anderson, André.....	2006-07-08-09*
Anderson, Cedric.....	1992-93-94-95*
Anderson, Frank.....	1971-72-73
Anderson, Gary.....	1984
Anderson, John C.....	1966-67
Anderson, Marcus.....	1977-78-79-80
Anderson, Nick.....	1974-76-77
Andrews, Claiborne.....	1906
Andrews, Connie.....	1957-58-59
Andrews, John.....	1935-36-37
Andrus, Gerald (mgr).....	1927
Angelo, John.....	1982-83
Angulo, Henry.....	1944
Applewhite, Charles.....	1905
Ardoin, Kendall.....	2015-16
Armstrong, Francis.....	1926-28-29
Arnold, Paul.....	1965-67
Arrendell, Cad.....	1912
Arthur, Mike.....	1973-74
Arthur, Raymond V.....	1944-45
Aruna, Ade.....	2014-15-16
Ary, Roy D.....	1933-34-35
Ary, William R.....	1959-60-61
Asher, Harold.....	1971-72
Ashton, Jay.....	2001-02
Asumnu, Chris.....	2008-09-10-11
Athas, Alex.....	1943
Athas, Steve.....	1977-78
Atkins, Sam.....	1990
Austin, Nathan.....	2008

B



Jim Besselman

Baber, Brent.....	1975-76
Badger, Paul J.....	1904
Badie, Sherman.....	2014-15-16
Baham, Curt.....	1982-83-84-85
Bailey, Aubrey.....	1943
Bailey, Bill.....	1965-66
Bailey, Don.....	1976
Bailey, E Royal.....	1951-52
Bailey, Matthew.....	2011-12-13-14
Bailey, Roy D.....	1945
Baker, Alan.....	1973
Baker, Blake.....	2001-02-03-04
Baker, Jerry.....	1981-82
Baldinger, E.D. (mgr).....	1942
Baldwin, Bart.....	1993-94
Balen, Michael J., Jr.....	1942-46-47
Ballard, Steve.....	1990-91-92
Baillestrasse, Mario.....	1986
Banker, "Buddy".....	1937-38-39
Banker, Willis "Bill".....	1927-28-29*
Banks, D.J.....	2009-10
Banks, Kedrick.....	2013
Bankston, Richard.....	1929-31-32
Bankston, Warren.....	1966-67-68
Barbe, Paul J.....	1904
Barkey, James J.....	1983-84
Barnett, Stephen.....	2009-10-11-12
Barnes, C. Durham.....	1962
Barnes, Julian Hassen.....	1916-17
Barnes, Meldon.....	1998-99-01
Barnes, Walter J.....	1917-19
Barousse, Larry M., Jr.....	1944
Barré, Stanley.....	1988-89-90-91
Barrett, Glenn.....	1972
Barrios, Steve.....	1969-70-71
Barrows, Thomas.....	1968
Barto, Aryan.....	2004-05-06-07
Bass, Houston O.....	1906-07
Baston, C. Alvis.....	1951-52
Batey, Jimmy.....	1969
Batiste, Jordan.....	2012-13
Batiste, Michael.....	2006-07-08
Batiste, Michael.....	1990-91-92-93
Battard, Alex.....	2000
Baumbach, Richard.....	1927-28-29
Bayne, Hugh.....	1893
Bazer, Rodney.....	1968
Beaulieu, Gaston.....	1920
Beck, Chuck.....	1987
Beckman, Chris.....	2003-04-05-06
Beckwith, Wendell.....	2010-11
Becnel, Bob.....	1977-78-79*
Becnel, James.....	1977
Behrend, Weldon.....	1950-51
Bell, Darryl.....	1987
Bell, Nathan.....	1973-74-75
Benedetto, Mark.....	1979-80
Benford, Patrick.....	2003-04
Benford, Ray.....	1988-89-90-91*
Benn, Dalvin.....	1984-86
Bentz, Roman Walter.....	1940-41-42
Benward, Donnelle.....	1984-85
Benzio, Mark (mgr).....	1985
Bergeret, Eugene.....	1922-23-24
Berlin, Henry.....	1905
Bern, R.....	1906
Bertrand, Earl.....	1970
Besselman, James.....	1962-63-64*

Besselman, William B.....	1922-23
Beucher, Nick.....	2004
Bienvenue, Lionel J.....	1918
Biens, Paul.....	1947-48-49
Billon, Will.....	1955-56-57
Bishop, Jim.....	1985-86-87-88
Bittman, Rudolph.....	1941
Bizzotto, Larry.....	1976-77-78
Bjerke, Truls.....	1961-62
Black, W.A.....	1911-12
Blackledge, Roy.....	1925-26
Blackmon, Kenan.....	1999-00-01-02*
Blackshear, Gil W.....	1922
Blackwelder, Cody.....	2007-08
Blair, Wayne.....	1995-96-97-98
Blakemore, Allen (mgr).....	1893
Blanchard, Felix A.....	1915-16-20
Blanchard, Walter J.....	1906
Blandin, Ernest C.....	1939-40-41
Blacklock, Will.....	2002-03
Block, Zachary.....	2015-16
Blount, James.....	1956-57-58*
Blum, Casey.....	2010
Boasberg, Louis.....	1931-33
Bodenger, Morris.....	1928-29-30
Bodine, Robert.....	1991-92-93
Bodney, Albert A.....	1938-39-40
Bogar, Cliff.....	1994
Boger, Tra.....	2001-02-03-05
Bohne, F.J. (mgr).....	1903-04
Boisvert, Robert A.....	1962
Bonar, William.....	1948-49-50
Bond, Ralph.....	1936-37-38
Bonvillian, Kit.....	1973-74-75
Bookatz, Bart.....	1968-69
Bookout, Bertram E.....	1919
Bordes, David.....	1973-74
Borne, Allen.....	1955
Bost, E.J.....	1911
Boudreaux, Donald.....	1953-54
Boudreaux, Ray.....	2004-05-06
Boudreaux, Tommy.....	1976-77
Bounds, Jesse C., Jr.....	1948-49
Bourgeois, Brian.....	1973-74
Bourgeois, Gaston.....	1943-44-45-46
Bourgeois, Lynn (mgr).....	1978
Bourne, Mark.....	1983
Boutte, Devin.....	2012-13
Bowers, Hugh H.....	1945
Bowie, Eric.....	2015
Bowling, J.R.....	1896
Bowman, Marcus.....	1952
Boyd, Kevin.....	1984
Boyd, Steve.....	1968-69
Boyle, Jim.....	1981-82-83*
Brabham, William H.....	1958-59
Bracy, Darlvon.....	2000-01
Bradwell, Darius.....	2016
Brainerd, E.....	1902
Branon, Percy.....	1999-00
Bratton, Paul J.....	1957-58-59
Bravo, Edward.....	1951-52-53-54*
Breaux, Devon.....	2013-16
Brekke, Fred E.....	1938-39-40
Brennan, Owen.....	1978
Brewer, Ryan.....	1998-99-00
Bricker, Charles.....	1945
Bright, Don.....	1963-64
Brignac, Donald.....	1950-51
Brignac, Julian P.....	1941-42-46
Brinker, Alvin A.....	1945
Brinkman, William H.....	1938-40
Brinson, Harold.....	1949-50
Brister, Walter "Bubby".....	1982
Broadnax, Corey.....	1991-92
Brobby, Gerald.....	2001-02-03-04

Brock, Paul.....	1973-74-75
Brockmeier, Cyril.....	1993-94-95-96
Brogan, John E.....	1907
Bronzo, Anthony.....	2013-14
Broussard, Gerald.....	1982-83-84
Brown, Alfred W.....	1922-23-24*
Brown, Benjamin.....	1919-20-21-22
Brown, Bill.....	1964-65
Brown, Gary.....	1977-78-79-80
Brown, Leroy.....	1987-88-89-90
Brown, Leeward.....	2016
Brown, O'Lindsay.....	2006
Brown, Preston.....	2003-04-05-06
Brown, Quentin.....	1999-00-01-02
Brown, Robert A.....	1973-74-75-76
Brown, Rusty.....	1976
Brown, Taurean.....	2003-04-05-06
Brown, Temple.....	1906-08*
Brown, William Rainey.....	1947-48-49
Brown, Winfred.....	2002-03
Browne, Patrick W.....	1925-26-27*
Browner, Willard.....	1978
Browning, Andrew.....	1989
Browning, Charles.....	1967-68
Brownson, Bradley C.....	1933-34
Brownson, James (mgr).....	1943
Bruce, Erik.....	1991-92-93-94*
Brunner, Warren.....	1936-37-38
Bruno, John, Jr.....	1933-34
Bryan, Howard Lee.....	1933-34-36
Bryant, Aaron.....	2012-13-14
Bryant, Larry.....	2016
Bryant, Tony.....	2007-08-09-10
Bryant, Winfred.....	1985-86
Buchanan, James E.....	1894
Buchanan, John.....	1970-71-72
Buchner, Norman W.....	1935-36-37*
Buffkin, Ed.....	1963
Bugg, Derick.....	1999-00-01
Bullard, Joe.....	1969-70-71
Bullock, Chrys.....	1998-99-00-01
Bullock, Taylor.....	2011-12
Burquieres, Albert.....	1961-62-63
Burke, Earl P., Jr.....	1951-52-53
Burke, Larry.....	1979
Burke, Monte.....	1993-94-95
Burkes, John V., III.....	1956
Burks, Travis.....	2006-07-08-09
Burnett, Mike.....	1982
Burnette, Adrian.....	1997-98-99-00*
Burnthorne, Bryan.....	1952-53-54-55*
Burris, Kevin.....	2009
Burst, Benny.....	1981-82-83-84*
Burst, Shawn.....	1986
Burthe, Leo.....	1894-95
Burton, Lenzer.....	1987-88-89-90
Bush, Chris.....	2001-02-03-04
Bush, James.....	1895
Bush, Louis.....	1896*
Butand, Russell.....	1926-27
Butchee, Richard E.....	1952
Butler, Danté.....	2011-12-13-14
Butler, Gary.....	1989-90-91-92
Butler, James, P.....	1894-96
Butler, Monette L.....	1937-38-39
Butts, Reggie.....	1979-80-81-82
Bynum, Doug.....	1971-72-73
Byrd, Brant.....	1991-92
Byrd, Kerschall.....	2011

ALL-TIME LETTERMEN

C



Charles Caldwell

Calamari, Michael P.....	1961-62-63*
Calandro, Tommy.....	1976-77
Caldwell, Charles.....	1997-99-00-01
Calhoun, A. Bradford.....	1967-68
Calhoun, Charles.....	1931-32-33
Callan, John.....	1911
Callan, Nicholas.....	1909
Cammarata, Mike.....	1965-66-67
Camp, Charles I.....	1951-52-53*
Camp, Sammy P.....	1960-61-62
Campen, James.....	1984-85*
Campomenosi, Louis.....	1964-66-67
Campora, John A.....	1946-47
Campanelli, Jonathan (mgr).....	1992-93
Cannon, Anthony.....	2002-03-04*05*
Cannon, Christopher.....	1983
Cannon, Nick.....	2003-05-06
Capdeville, Auguste.....	1901-02
Capps, Thomas.....	1961
Capretz, Donald A.....	1964-65-66
Caravello, Joe.....	1984-85*
Cardoza, Hart M.....	1916
Carlisle, Will.....	1993-94-95-96*
Carmody, James.....	1954-55
Carnes, Jeff.....	1976-79
Carney, Sean.....	2005
Carr, Tellius.....	1995-96-97-98
Carr, Tom.....	1974
Carroll, Quinlan.....	2014-15-16
Carroll, Russell.....	1956
Carter, C.C.....	1901
Carter, Doug.....	1978
Carter, Tim.....	1996-98-99-00*
Carthon, Richard.....	2012-13-14
Caruso, John.....	1954-55-56
Cash, Antony J.....	1945
Cassibry, Fred J.....	1938-39-40
Castenado, Walter.....	1893-94
Castex, Nolan (mgr).....	1992-93
Catanese, Paul.....	1981*
Cate, Charles E.....	1903-05
Cathey, James.....	1979-80
Cato, Thomas H.....	1961-62
Cazeneuve, Joseph E.....	1915
Cephus, Marvin.....	1985-86
Cesarino, Richard.....	1992
Chaisson, John.....	1959-60-61
Chambers, John T.....	1903-04-05*
Chambers, Karl.....	1985-86-87
Chambers, Russell.....	1972-73-74
Chaplain, Fred.....	1943
Chapoton, Ron.....	1963-64
Chappuis, Duke.....	1968-69
Charles, Edgar.....	1976-77
Charles, Patrick.....	1998
Chauvin, Edward L.....	1952-53
Chavez, Joseph R.....	1945
Cheviot, Tom.....	1977-78-79
Chidester, Gerry.....	1972-73
Chretien, Dwight.....	1976
Christian, Marvin.....	1977-78-79
Christian, Willie.....	2003
Cies, Joseph O.....	1942
Clark, Anthony.....	1990-91
Clark, Augustus H., Jr.....	1934
Clark, Chip.....	1990-91-92-93
Clark, S.....	1895
Clarke, Howard.....	1902-04

Clay, Barney S.....	1915
Clay, George.....	1938-39
Clement, Peter.....	1951-52-53
Clement, Ronnie.....	1988-89-90-91
Clements, Miles.....	1974-75
Clements, Wayne.....	1985
Clements, William.....	1957-58-59*
Clemons, Sedric.....	1996-97-98-99
Cleveland, Carl.....	1962
Cline, Charles.....	1973-74
Clingon, Billy.....	1969-70
Coates, Charles J.....	1952-53-54
CoBell, Logan.....	2008
Coco, Malcolm "Butch".....	1964-65
Cole, Kevin.....	1978-79-80
Colee, Otto L.....	1916-17-18*
Coleman, Kris.....	2000-01-02-03
Collett, Eldon.....	1984
Collins, Forbes (mgr).....	1943
Collins, John J.....	1903
Collins, Reynolds M.....	1939
Cologne, S.C. (mgr).....	1905
Colon, Adrian A.....	1960-61-62
Colon, Percy.....	1958
Colquette, Ernest C.....	1960-61-62*
Colquette, Jerry.....	1964-65-66*
Comardelle, Brent.....	2010-11-12
Comeaux, Thomas L.....	1950-51
Comer, Martin F.....	1941-42
Commagere, J. Adolph.....	1911
Commander, Ray.....	1969-71
Conger, Tom.....	1993-94
Conley, Kapua.....	1996-97-98-99
Conley, Wilber F., Jr.....	1953
Connell, Charles.....	1961
Connolly, James W.....	1905-06*07
Conniff, Robert.....	1898
Converse, Toney.....	1997-98-99
Conway, Eustace.....	1910
Cook, Keith.....	1993-94-95-96*
Cook, Kerwin.....	1997-98-99-00
Cook, Terence.....	1994-95-96-97
Cooper, Tristan.....	2014-16
Corbin, Robert A.....	1913
Cormier, Melvin J.....	1983-84-85
Corn, Ron.....	1969-70-71
Cornett, Robert.....	1959
Cortez, George M.....	1962-64
Cosse, Spiro Gus.....	1958
Cotran, Randy.....	1974
Cotros, Charles Harry.....	1957
Cottrell, Al.....	1955
Coughlin, Timothy D.....	1965-66-67
Counce, John, III.....	1945
Coutrer, N.W.....	1910
Cox, Harvey.....	1981-82-83-84
Cox, Michael.....	2004
Craig, Emmett.....	1898
Craig, Preston S.....	1944
Craighead, Edward B.....	1910-11
Crandell, Howard.....	1901
Crayton, Lonnie.....	2000-01
Crenshaw, Louis.....	1960-61
Crockett, Domonick.....	1997-98-99-00
Cromartie, Keaton.....	1994-95-96-97
Crosby, Jay.....	1963-64
Crosby, Richie.....	1984
Crouch, Ernest, Jr.....	1945
Crow, Paul.....	1981
Crowder, Carl.....	1963-64-65
Crozier, Rick.....	1987-88-89*
Cuellar, Manny.....	1995-96-97-98
Cuielle, Glen.....	2016
Culp, Howard.....	1968
Culwell, David.....	1972
Cumby, Garry.....	1986

Cummins, George C.....	1951-52-53
Cummins, Pat.....	1986-87
Cunane, Kevin.....	1993-94-95-96
Cunningham, Brooks.....	2008-09
Cunningham, Thomas.....	1930-31-32
Cunningham, Tony.....	1997-98-99
Curtis, Jeff.....	1995-96-97-98
Curtis, Johnny.....	1995*
Curtis, Preston.....	2000
Cuyler, Sherwood A.....	1946

D



Jerry Dalrymple

Dace, Larry.....	2014-16
Daffin, Terry.....	1978-79-80
Daigle, J Charles Jr.....	1949-50-51
Dailey, Carl.....	1937-38-39
Dalovisio, Peter R.....	1935-37
Dalrymple, Jerry.....	1929-30-31*
Daniel, Kenneth.....	1975
Darkwa, Orleans.....	2010-11-12-13
Darnley, James H., Jr.....	1965-66-67
Darré, Bernard.....	1958-59-60
Dartez, Jamaican.....	1995-96-97-98
Darwin, M.S.....	1900-01
Davidson, Eddie (mgr).....	1924
Davenport, Chris.....	2013
Davis, Carl.....	2001-02-03-04
Davis, Chandler.....	2008-10
Davis, Damarcus.....	2002-04-05-06
Davis, Darron.....	1989-90-91
Davis, Delando.....	1998-99
Davis, Euel.....	1948-49
Davis, Fred.....	1986-87
Davis, Jacob.....	2011
Davis, James H., Jr.....	1962-63-64
Davis, Kyle.....	2010-11-12-13
Davis, Leonard.....	2013-14
Davis, Moss (mgr).....	1974
Davis, Reginald.....	1991-92-93*
Davis, Roscoe.....	1989-90-91
Davis, Phillip.....	2007-08-09-10
Davis, Sam.....	2015-16
Davis, Tony.....	1988
Davis, Zach.....	2010-11-12-13
Dawkins, Darryl.....	1978-79-80
Dawson, JaJuan.....	1996-97-98-99
Dawson, James.....	1972
Dawson, Joey.....	2002-03-04*
Dawson, Robert K.....	1967
Dawson, Lowell.....	1929-30-31
Day, W.....	1926
Dean, Jeff.....	1991-93-94-95
Deaton, Ryan.....	1992-93-94
Decha, Danny (mgr).....	1980
DeClouette, Darius.....	1987-88
deColigny, Calvert.....	1929-30-31
Dedeaux, Homer.....	1947-48-49-50
DeFraites, Emanuel.....	1938-39-40
Deichmann, Oliver (mgr).....	1926
DeLaneuville, Artie.....	1983
Delaney, Dennis.....	1972-73-74
DeLaughter, Tony.....	1978
Delaune, E.J.....	1901
Delaune, Elson Morris.....	1931-32
Delery, Shane.....	2009, 2011
Delhomme, Alfred.....	1969
Dellenger, Clement R.....	1961-62-63
Dejean, Cameron.....	2012
Demarest, Aley.....	1994-95

Dembinski, Daniel J.....	1965-66-67
Demma, Albert.....	1946
Dempsey, Fred.....	1951-52
Dennis, Harold.....	1989-90-91-92
Dent, Burnell.....	1982-83-84-85*
Deramee, Edmond L., Jr.....	1946-47
deRochemont, Darren.....	2007-08
DeWitt, Charles.....	1968-69-70
Dews, Alvin B.....	1944
Dexheimer, Robert.....	1937
Diaz, Arnie.....	1977-78-79-80
Diaz, Junior.....	2015-16
Dickerson, Eric.....	1987
Dickson, Helion, Jr.....	1933
Dillard, James.....	2005-06-07-08
Dirmann, John F., Jr.....	1935-36-37
DiRocco, Andrew.....	2014-16
DiVietro, John.....	1957-58-59
Dixon, Zack.....	1981-82-83
Dodd, Chris.....	1993-94
Doland, Jack.....	1949
Domingue, Jack.....	1961*
Donaldson, Elvis J., Jr.....	1966
Donnelly, Sean.....	2011-12-13-14
Donohue, John.....	1994-95-96-97
Dorsey, David.....	1998-99-00-01
Dorsey, Floyd.....	1999-00-01*02*
Dorsey, Nate.....	1979
Doss, Lorenzo.....	2012-13-14
Doughty, Ken.....	1972
Douglas, Brian.....	1978-79-80-81*
Dove, Michael.....	1991-92
Dowden, Corey.....	1988-89-90
Dowell, Eddie.....	1984
Doyle, Cecil C.....	1951
Doyle, Chris.....	1977-78-79
Doyle, Dennis V.....	1947-48-49-50*
Doze, Mitch.....	1985
Drawe, William.....	1931
Dreifuss, Carl.....	1922
Dreyfous, H.N.....	1904-05
Dreyfuss, Albert M.....	1907-08-09
Druen, Max E.....	1947-48-49*
Drysdale, Brendon.....	2000-01-02
Duck, Bryan.....	1968-69-70
Ducré, Brad.....	1991-92-93-94*
Duffee, Clarence.....	1968
Dufour, Charles.....	1939-40-41
Dufour, H.G. (mgr).....	1894-95
Dugas, Wayne.....	1955
Duhon, Bobby.....	1965-66-67
Dukes, Kevin.....	1996-97-98-99
Dunaway, Ricky.....	1976-77-78
Duncan, Billy.....	1990-91-92-93
Duncan, Tim.....	1990
Dunn, Charles.....	1983-84-85
Dunn, Chris.....	2006-07-08
Dunn, Edward.....	1958
Dunn, James.....	2000-01-02-03
Dunphy, Joe.....	1976-78
Dupleche, August.....	1900
Duplessis, Antoine.....	2008-09
Dupre, Coleman.....	1971-72-73
Dupre, G.L. (mgr).....	1901-02
Duvigneaud, Harry.....	1953-54
Duren, William L., Jr.....	1926
Dwyer, William D.....	1917-1920

ALL-TIME LETTERMEN


E



Vic Eumont

East, David	1963-64-65
Echebelem, Chinonso	2006-07-08-09
Echols, Taylor	2008-09-10-11
Eddy, Charles P., Jr	1936
Edwards, Braynon	2016
Edwards, John	2009-10-11
Edwards, Marc	2012-13
Edwards, Samuel E.	1946
Edwards, Terry (mgr)	1969
Edwards, Tommy	1969
Egan, Dan	1957-58
Ellender, Bennie, Jr	1943-44-47
Elliott, Scott	2005-06-07-08
Ellis, C.J., Jr	1909
Ellis, Noel	1996-98-99-00
Ellis, Paul	1969-70-71*
Ellis, Jordan	2005-06-07-08
Elmore, Wade	1981-83-84
Elpheage, Lynaris	2000-01-02
Ely, James A Jr	1940-41-42*
Elzy, Derrick	1999-00
Emerson, D.A.	1957
Emerson, Thomas	1961
Encalade, Terren	2014
English, Gordon C.	1940-41
English, Jon	1983
Ernst, Joseph A.	1948-49-50
Ernst, Vernon	1988-90-91
Eshleman, Charles E.	1903
Eshleman, Charles L.	1898*-99*-00
Eshleman, I.S. (mgr)	1908
Eshleman, Sidney St John	1908
Eskrigge, Tathman	1927-28
Estep, Brian	1989-90-91
Eugene, Malik	2015
Eumont, Victor M., Jr	1965-66-67
Eustis, Cartwright	1895
Eustis, Ernest L.	1907
Eustis, Ernest L., Jr (mgr)	1931
Eustis, Hallie (mgr)	1936
Eustis, Richard (mgr)	1900
Eustis, Ross (mgr)	1939
Evans, Bernard P.	1934-36
Evans, Earl	1926-27-28
Evans, Eric V. "Turk"	1967
Evans, James	1960-61
Ewing, George	1970-71-72

F



Matt Forté

Fagan, Shawn	1990-91-92
Falgoust, David	1973-74
Farley, Darryl	2009-10-11-12
Farnell, Michael B.	1968-69-70
Faucheux, Rene	1975-76
Faust, Edmond L.	1914-15-16-17
Faust, Richard	1942
Featherngill, William	1933
Federico, John	1961
Felts, Nollie	1930-31-32*
Fenner, Darwin (mgr)	1928
Ferdinand, Melvin	1988-89-90

Ferguson, Walter A.	1945
Ferrell, Albert J.	1908-09
Fick, Everett	1913-14-15
Field, Richard J.	1918-19
Figaro, Devin	2009-10
Fillmore, Eric	1991-92
Findley, Michael J.	1964-65-66
Finley, Leonard	1943-44-46-47*
Finley, Ridgeley	1896
Fischer, Edward D., Jr	1942
Fitts, Frank	1920-21
Fitzgerald, Edwin F.	1963
Fitzpatrick, Harry W.	1899
Fitzpatrick, Michael K.	1965-66-67
Fleming, King	1957-58
Fleury, Rene	2014
Flournoy, Charles	1923-24-25
Flower, Charles H.	1938-39-40
Flowers, William	1936-37
Flye, Steven	1993
Foley, Michael	1972-73
Foley, Rob	1971-72
Foley, Steve	1972-73-74*
Fontenette, Chino	2002-03
Fontenot, Terry	1999-00-01*-02
Foote, A.K.	1895
Ford, Herbert	1927-28-29
Ford, William Albert	1921
Foreman, Jeremy	2003-04-05-06
Forte, Chip	1976-77
Forté, Gene	1975-76-77*
Forte, Jeff	1978
Forté, Matt	2004-05-06-07*
Fortier, Donald L.	1946-47-48
Fortier, James (mgr)	1910
Fortner, Tom	1972-73-74
Fos, James (mgr)	1949
Foster, John A.	1916-17-18
Foster, Rufus	1893
Fox, Calvin	1968
Foyil, Ace	2005
Franciques, Wayne J.	1967-68
Francis, Kendal	1997
Francis, Octave "Toddy" J, III	1983
Frank, John B.	1944-45
Franklin, Derrick	1993-94-95-96
Franklin, Jarrod	2013-15-16
Franklin, P.J.	1995-96-97-98
Franz, Nolan	1979-80-81
Franz, Robert W.	1946-47-48-49
Freeman, Elijah	1993-94-95-96*
Freeman, Howard	1961
Freiwald, Udal (mgr)	1985
Freret, Julian (mgr)	1938
Freshwater, Ken	1991
Friedrichs, Edwin J.	1935-36-37
Fritchie, Gus (mgr)	1921
Frith, Alva (mgr)	1905
Fugler, Richard G.	1949-50-51*
Fulton, J.D.	1899
Funderburk, Steven	2011

G



Jerry Godfrey

Galiano, Russell P.	1961-62-63
Gallo, Nolan	1977-78-79
Galloway, Edgar	1916
Gamache, John	1976
Gamble, Cameron C., Jr	1959-60

Gamble, Harry	1922-24-25-26*
Garcia, Eutiquio E.	1921
Gardner, William	1922
Garrett, Brooks	1911-12
Garrett, Devin	2009
Gartman, Maurice	1967-68
Garza, Jaime	1972-73-74-75*
Gaspard, Charles	2008-09-10
Gaston, Cameron	1973-74-75
Gately, T.T.	1913-14
Gates, Jeff	1976-77-78
Gatewood, Lester	1943
Geason, Cory	1994-95-96-97*
Geishauser, George	1980-81
Gelhardt, Craig	2005-06-07-08
Gendron, Joseph	1968-69-70
Genella, Louis J.	1893-94-95
Genenz, Robert P.	1963-64
Gentling, Gregory P.	1917
Gentling, Harold	1917-18
Gentling, Philip H.	1940
George, Garrett	1912-13-14*-15
George, Woodruff	1906-08-09
Gerthe, Greg	1996
Gibson, Lee	1970-71-72
Gilbert, Buddy	1973-74-75
Gilbert, James	1943
Gilbert, Tyler	2013-14
Gill, Roger	1992-93
Gillis, Charles E.	1907-11-12-13
Gilmore, Abner B.	1898
Gilmore, Otis	1954-55
Gilmore, Wilbert	1990-91-92-93*
Ginsburgh, Jonathan	2010-11
Glapien, Matthew	1997-99-00
Glass, Robert L.	1939-40-41
Glass, Thomas S.	1940-41
Gleason, Greg	1970
Glenn, Devin	2015-16
Glisson, James B.	1948-49
Gloden, Frederick, Jr	1938-39-40
Glover, Harry "Woop"	1929-30-31
Godfrey, Brandon	2014-15
Godfrey, Jerry	1996-97-98-99
Godfrey, Trey	2001
Godwin, James	1970-71-72
Goff, Ricky	1979-81-82*
Goines, Andre	1993-94
Goldsmith, Ben	1923-24
Goll, Charles F.	1935-36-37
Golomb, Clarence J.	1938-39-40
Golub, Aaron	2015-16
Goodell, J. Elson	1937
Goodson, W.E.	1913
Goosby, Joe	2004-05-06-07
Gonzales, Gus E., Jr	1959-60-61
Gorham, D.B.	1898
Gorman, Albert	1936-37
Gorman, Chuck	1986-87
Goss, William L.	1963-64-65*
Gould, Ernest H.	1933-34-35
Graham, Lawrence	2016
Graham, Tye	2002-03
Grant, Ryan	2009-10-12-13
Grasso, Bart	2004
Graves, Bart	1969-70
Graves, Jerry L.	1962-63-64
Greco, Phil	1968-69
Green, Arthur	1974-75-76
Green, Charles	1901-02*
Green, Cory	1997-98-99
Green, France	1991
Green, John F.	1942
Green, Roger	1968
Greene, Billy	1907-10

Grehan, Bernard	1913
Gresham, James, Jr (mgr)	1930
Griener, David	1971-72-73
Griffin, Charles	1974-75-76
Griffin, Darrel	1976-77-78-79
Griffin, Robert	1980-82-83
Griffin, Ryan	2009-10-11-12
Griffin, Tommy	2002
Grimes, Bruce	1969-70
Groff, Matt	2000
Gross, Edward	1968
Groves, Claude	1938-39-40*
Grush, Robert J.	1940-41-42
Gueno, Jim	1973-74-75*
Guidroz, Kenneth	2005-06
Guidry, Brad	1988-89
Guidry, Bruce	1966-67
Guillot, George O.	1958-59
Guirl, Dan	1986
Gullison, Jack	1974-75-76
Gully, Phil	1906
Gumuela, Mike	1996-97-98
Guthrie, J Birney	1893-94-95
Guyton, T.L.	1912
Guzman, Ronald	1969-70

H



Richard Harvey

Haber, Scott F.	1967
Hackett, Allen	1902
Hahn, Harry L., Jr	1948-49-50
Haik, George	1931
Hale, Joe	1970-71-72
Hall, Carl "Nickie"	1977-78-79-80*
Hall, Charles	1972-73-74*
Hall, Norman	1935-36-37*
Hall, P.J.	2016
Haller, Henry, Jr (mgr)	1962
Hamilton, Brandon	1990-91-92-93
Hamilton, Brent	1997-98-99
Hamilton, Ruffin	1990-91-92-93
Hamilton, Logan	2010-11-12
Hand, Robert	2002-04
Hannah, Tony	1985-86
Hansen, Charles	1955-56-57
Hanson, Colton	2013-14-15
Harder, Glenn	1970-71-72*
Hardie, Eben, Jr.	1927
Harding, Matt	2005-07-08
Hardy, Richard	1932-33-34
Harper, Adam	1927
Harper, Billy Joe	1948-49-50
Harper, Sean	2016
Harper, Will	2016
Harrell, Mahlon	1972-73
Harris, Antonio	2004-05-06
Harris, Charles	2007-08-09
Harris, James L., Jr	1943
Harris, Terrell	1998-99-00-01*
Harris, Terry	1978-79-80
Harris, Tyrone Eugene	1983-84
Harris, V.B. (mgr)	1911
Harris, Zachery	2014-16
Harrison, Billy	2003-04-05-06
Harrison, Craig	1981-82-83-84
Harrison, Thurston	1985-86-87-88
Harson, Ian	2008
Hartgroves, Jacob	2005
Hartnett, Steven A.	1965-67
Harvey, Beau	1990-91

ALL-TIME LETTERMEN

Harvey, Eldwyn.....	1996-97
Harvey, Keith II.....	2012
Harvey, Richard.....	1985-86-87-88*
Hatch, Billy.....	1974
Hathaway, Rick.....	1979-80
Hawkins, Harold D.....	1952-53
Hawley, W. Paul.....	1958
Haynes, Vernon C.....	1930-31
Hays, Harry E.....	1938-39-40
Hazel, J. Patrick.....	1951-52
Headrick, Harold E.....	1948-49-50
Heard, Joseph E.....	1912
Heaslip, Lawrence.....	1900
Heath, Wesley.....	2000-01-02-04
Hebert, David.....	1969-70-71
Hebert, F. Edward (mgr).....	1923
Hebert, J. Olton.....	1942
Hebert, Ricky.....	1971-72-73
Heffington, Philip R.....	1958
Heider, Edward F.....	1946-47
Hein, John.....	1981
Helluin, F. Jerome.....	1949-50-51*
Helm, Tyler.....	2007-08-09-10
Helton, Kenneth R.....	1964
Henderson, James W.....	1934-35
Henderson, Joel.....	1969-70
Henderson, Phil.....	1995-96-97-98
Hendrickson, Pete.....	2007-08-09-10
Henican, C. Ellis.....	1923-24-25
Henican, Joseph P.....	1923-24
Henry, Michael.....	2011-12-13
Herrman, Charles.....	1989-90-91
Hester, Ray.....	1968-69-70
Hickey, William, Jr.....	1938
Hickman, Johnnie M.....	1948-49
Hicks, Andrew.....	2015-16
Hicks, Fred.....	1977-78-79
Higgins, Al.....	1964
Hightower, Tommy.....	1976-77-78-79
Hignight, Brad.....	1992-93-94
Hill, Brad.....	1995-96-97-98
Hill, Doyleless.....	1932
Hilliard, Dontrell.....	2014-15-16
Hilton, David.....	1981
Hindermann, Franz.....	1913
Hirschfeld, Bob.....	1984-85-86
Hirstius, Jason.....	1993
Hobbs, Charles.....	1989-90
Hobbs, Robert.....	1953
Hocke, Brant.....	1999-00-02
Hodgins, James.....	1930-31-32
Hof, William.....	1954-55-56
Hoffman, Edwin S.....	1944
Hoffman, Fred J.....	1923
Holcombe, Glenn.....	1960-61-62
Holland, Devin.....	2007
Holland, Jack.....	1928-29-30
Hollingsworth, Jeff.....	1970-71-72
Holm, Darwood.....	1942-47
Holman, Rodney.....	1978-79-80-81*
Holsted, Leon D.....	1944
Holt, Scott, Jr.....	2006-07
Hontas, Roch.....	1976-77-78-79
Hooper, Andrew.....	1928
Hoot, Richard S.....	1945-46-47
Hoover, Bobby.....	2001-02-04-05
Hopkins, J.W.....	1911-12
Hopkins, P. Barney.....	1923
Horn, Mike.....	1984
Hornbrook, Tim.....	1994-95-96
Hornick, William M.....	1940-41-46
Hotard, R.F.....	1913
Housepian, Mike.....	1951-52
Howard, Casey.....	1981-83-84
Howard, Harris.....	2008-09-10-11

Howden, Hunter.....	2009
Howley, Thomas.....	1985-86-87
Hubbard, Johnny.....	1976
Hubbell, Randy.....	1983-84
Hubbell, Steve.....	1977-78-79
Huber, Kyle.....	1968
Huber, Russell.....	1974-76
Huber, William.....	1972-73
Hubert, John.....	1992-93-94-95
Hubble, Earl.....	1954
Huff, Horace.....	1910
Huggins, James E.....	1952
Hulbert, Jonathan.....	1985-86-87
Hunt, W.C.....	1899
Hunter, Michael.....	1981
Hunter, Rodney.....	1985-86-87-88
Hunter, Todd.....	1993-94-95-96
Husain, Pat.....	2010
Hyatt, E.C.....	1896

I



Rob Indicott

Igleheart, Elliott.....	1943-44-45-46
Imgrund, Steve (mgr).....	1948
Indicott, Rob.....	1977-78-79-80
Irvin, Richard.....	2004
Ivns, E.M. (mgr).....	1906

J



David Jackson

Jack, Tremell.....	2003-04
Jacks, Austen.....	2009-10-11-12
Jackson, Carlis.....	2004-05-06
Jackson, Daryl.....	1994-95-96-97
Jackson, David.....	1980-81-82-83
Jackson, Don.....	1993-95-96
Jackson, James.....	1943
Jackson, Jesse.....	1991-92
Jackson, Jovon.....	2002-03-04-05
Jackson, Luke.....	2015-16
Jackson, Thomas.....	1995-96
Jacobi, Joseph.....	1975
Jacobs, Tony.....	1993-94
Jacquet, Todd.....	2012-13-15-16
Jahncke, Paul F.....	1899
James, Leondre.....	2014
James, Robert.....	1943
Jamison, Chaille.....	1905
Jancik, James F.....	1965-66-67*
Janson, Leo.....	1980-81
Jantschek, Kevin.....	1990-91
Janvier, John.....	1900-01
Jason, Payten.....	2009-10
Jenkins, Earl.....	1982-83
Jenkins, GH.....	1907
Jensen, Mark.....	1985
Jerwick, Henry D.....	1914-15-16-17
Jester, Virgil.....	1955-56-57
Jeter, Deno.....	1981-82-83-84
Johns, Peter.....	1964-65-66
Johns, T.M.....	1910
Johnson, Alvin.....	2003-05
Johnson, Billy.....	2012
Johnson, Chris.....	2016

Johnson, Devon.....	2015-16
Johnson, Douglas E.....	1934-35
Johnson, Eads.....	1896
Johnson, Frank.....	1970-71-72
Johnson, Kelvin.....	2003-04
Johnson, Tyler.....	2016
Johnson, Warren.....	1893-94-95
Johnston, Coste Nicholas.....	1914-15
Johnston, James O.....	1950-51-52*
Jolin, John.....	1973-75
Jones, Alfred.....	1976-77-78*
Jones, Charles.....	2014-15-16
Jones, Clayton.....	1979
Jones, Clifton.....	1978
Jones, Corey.....	1997-98-99-00
Jones, Curtis W., Jr.....	1944
Jones, Dwight.....	1994-95-96-97
Jones, Eric.....	2008-10-11-12
Jones, George F.....	1943
Jones, Jamal.....	1998-99-00
Jones, Jeff.....	1977-78-79-80
Jones, Kerwin.....	1999
Jones, Mark.....	1975-76
Jones, Mike.....	1978-79-81
Jones, Mike S.....	1981-82-83-84
Jones, Murphy Neal.....	1957-58-59
Jones, Nate.....	1979-80
Jones, Robert T.....	1948-49-50
Jones, Shawn.....	1993-94-95*
Jones, Sid.....	1967-68-69
Jones, Terrence.....	1985-86*-87*-88*
Jones, William A. "Dub".....	1943-44
Joor, William E.....	1893
Jordan, Michael.....	1995-96-97-98
Joseph, Cleveland.....	1974-75-76
Joseph, Derrick.....	1999-00-01-02
Joseph, Jordy.....	2012-13-14-15
Joseph, Ky.....	1997-98-99-00
Joubert, C.E.....	1906
Joyce, Donald G.....	1949-50
Joyce, Donald.....	1975

K



Rick Kingrea

Kahao, Bardull (mgr).....	1938
Kane, Thomas S.....	1943-44
Karcher, Ken.....	1984-85
Karrh, Dale.....	1981
Keeffe, Mike.....	1973-74
Keeran, Kevin.....	1985
Keeton, James R.....	1946-47-48-49
Kelley, George F.....	1917
Kellogg, Robert.....	1938-39
Kellum, William W.....	1960-61
Kelley, Logan.....	2006-07-08-09
Kelley, Rob.....	2011-12-13-15
Kelly, F.H.....	1907
Kelly, Rick.....	1976-77
Kelly, Walter.....	1956
Kelvin, Hy, Jr.....	1910
Kemp, Joe.....	2008-09-10-11
Kennedy, Lester R.....	1951-52-53*
Kennedy, Robert.....	2015-16
Kent, Ronald S.....	1950-51-53
Kern, T.F.....	1912
Kerns, Pat.....	1985
Kessler, Justin.....	2005-06-07-08
Key, Oliver J.....	1942-46
Keyes, Thakarius.....	2016
Khayat, Edward.....	1955-56

Kibodeaux, Ferdie.....	1950-51
Kiefer, Nat.....	1960
Killeen, Joe L.....	1915
Killeen, Joe, Jr.....	1944
Killeen, Thomas E.....	1925
Killenger, William E.....	1920
Kilpatrick, Douglas.....	1899
Kinberger, Douglas L.....	1903
Kinek, George.....	1948-49-50
King, Barney.....	1968-69
King, Brian.....	2005-06-07-08
King, Shaun.....	1995-96-97-98
Kingery, Ellsworth.....	1949-50-51*
Kingrea, Rick.....	1968-69*-70*
Kinyo, Jeff.....	1987-88-89-90
Kirchem, William.....	1937-38-39
Kirkpatrick, Gale F.....	1950-51
Kirksey, David.....	2006-07-08-09*
Kirschenheutter, Daniel.....	1943
Kirschmeier, Chilton B.....	1926-27
Kirven, Jeff.....	2001
Kisner, W. Howard, Jr.....	1958-59
Klein, Victor Henry.....	1941-46-47
Kleinschmidt, Arthur.....	1949-50-51
Klock, William F.....	1958-59
Knight, Sam.....	1997-98-99-00
Knowlton, John.....	1978-80
Koch, Cary.....	2005
Kock, Richard.....	1909
Koelsing, Mike.....	1970-71-72*
Koonce, Philip B.....	1918
Korf, Mike.....	1974-75
Kortebein, Mark.....	1979
Kosinski, Jimmy.....	2001-02-03-04*
Kottemann, Stanley.....	1946-47-48-49
Krajewski, Ronald J.....	1962-63-64
Kramer, Bill.....	1975-76-77*
Krauss, Dennis.....	1965-66-67
Kropog, Troy.....	2005-06-07-08
Krueger, Adam.....	2008
Krueger, Paul G.....	1937-38-39*
Krumbhaar, Hugh.....	1899-1900*-01*
Kwentua, Adam.....	2006-07-08-09
Kyle, Charles A.....	1932-33-34

L



Andre Lockley

Laakso, Eric.....	1975-76-77
Laborde, David.....	2014
Laborde, Jack.....	1968-69-70
Lacassin, Travis.....	1991-92
Lachaussee, Rusty.....	1969-70-71*
Lacour, A.....	1904
LaFrance, Royce.....	2012-13-14-15
Laiche, Ray.....	1992-93-94
Lamey, Bo.....	1972
Lamprecht, George.....	1922-23-24-25
Landa, John.....	2006-07-08-09
Landry, David M.....	1962-63-64
Landry, George E.....	1945
Landry, Jerome.....	2002-03-05-06
Landry, Mike.....	1983-84-85
Landry, Nick.....	2006-07-08
Lanier, Jason.....	1998
Lapeyre, Chuck.....	1973-74-75
Larkin, Charles (mgr).....	1914
LaRocca, Victor K.....	1935-36
Lasiter, Lyndon.....	1972-73
Lasseigne, Danny.....	1992-93-94-95
Lasseigne, Leroy Joe.....	1961

ALL-TIME LETTERMEN

Lassetter, James S.....	1945
Latos, Thomas.....	1996-97-98
Lattimore, Kent.....	1986-87-88
Lauricella, Alex.....	2009-10-11-12
Lautenschlaeger, Lester.....	1922-23-24-25*
Lavalais, Lester.....	1981-82-84
Lawrence, Doug.....	1972-73
Lazarone, Carl (mgr).....	1985
Lea, Paul.....	1947-48-49-50
Leahey, William J.....	1945
Leary, Kevin.....	2008
LeBeau, Brandon.....	2011-12-13-14
LeBlanc, Bryan.....	1973
LeBlanc, Maxie.....	1969-70-71
LeBray, Reggie.....	1981-82
Ledet, Art.....	1969-70-71
Lee, David.....	1972-73-74
Lee, Evan.....	2005-06-07-08
Lee, Randy.....	1970-71-72
Lee, Tanner.....	2014-15
Lee, Thaddeus.....	1976-77-78
Legendre, Armand.....	1917
Legendre, John M.....	1919-21
Legendre, Marion (mgr).....	1916
Leglue, John.....	2015-16
Leirer, James B.....	1946
Lemelle, Wayne.....	1976-77
Lemmon, Harold.....	1930-31-32
Lemoine, Glenn.....	1998-99-00-01
Lemon, Don.....	1974-75-76
Lennox, Edward.....	1943
LeSage, Joseph R.....	1958-59-60
Leslie, Perry.....	1987-88-89
Lester, William E.....	1909-10
Levert, Lawrence.....	1899
Levy, Milton "Irish".....	1923-24-25
Lewis, Jr., Donnie.....	2015-16
Lewis, Eric.....	2016
Lewis, Leo V., Jr.....	1944
Lewis, Marvin.....	1980-81
Lewis, Walter.....	1893
Libby, J. Walter.....	1898
Lichtenstein, Bill.....	1978-80-81-82*
Liggett, Greg.....	1981-82
Liggon, Jeffrey.....	1993-94-95-96
Linfield, Edwin H.....	1917-18-19*
Little, James.....	1943
Liuzza, Arthur.....	1975-76
Lizanich, Michael.....	2013-14
Locantro, John (mgr).....	1972
Locker, Joel.....	1993-94-95-96
Lockley, Andre.....	1984-85-86-87
Lockwood, Donald F.....	1957-58
Lodrigues, Royden.....	1927
Lodrigues, Stanley.....	1933-34-35
Lodrigues, Winnie.....	1930-31-32
Loftin, Chuck.....	1966-67-68
Loftin, Joseph.....	1932-33-34
Loftin, Mike.....	1972-73
Loftin, W. Noel.....	1934-35-36
Lofton, Stephon.....	2015-16
Logan, Robert F.....	1945
Logan, T.M. (mgr).....	1898
Lombard, John E.....	1893*
London, Sydnie.....	2012-13-14
Long, James.....	1975
Long, T.F. (mgr).....	1907
Looney, Terry.....	1973-74-76
Lopresto, Alex.....	1969
Lorio, Alvin J.....	1925-26
Lorio, Ferdinand.....	1943
Lorio, Gene.....	1956
Lorio, Rene.....	1976
Losman, J.P.....	2000-01-02*-03*
Louviere, Don.....	1976-78

Lucas, Sean.....	2002-03-04-05
Luce, Sidney.....	1900-01-02
Ludlow, Harry.....	1902
Lumar, Josh.....	2005-06-07-08
Lunceford, William (mgr).....	1967
Lyons, Grant.....	1962

M



Boo Mason

Macaluso, Lane.....	2002-03-04
Macias, Alex.....	2015
Mack, Reginald.....	1990-91-92
Mackey, Charles.....	1955-56
Mackey, Ken.....	1981-82-83
Mackey, Trent.....	2010-11
Maddox, George.....	1948-49-50*
Madlock, Donald.....	2002-03-04-06
MaGee, Doyle.....	1930-31
MaGee, James M., Jr.....	1959
Maggs, Don.....	1981-82-83
Maginnis, William D., Jr.....	1942
Magne, Frank.....	1902-03-04-05
Mahoney, Louis A (mgr).....	1934
Maier, William.....	1926-27
Maihles, Peter P.....	1912-13-14-15*
Malone, Gary.....	2002
Maloney, Paul H.....	1919-20-21-22*
Malalla, Vince.....	1980-81-82
Mandich, Peter.....	1939-40-41*
Mangum, Myrtus.....	1928-29-30
Mangum, W.B.....	1898-99-1900-01
Marbley, Rae Juan.....	2014-15-16
Marcel, Roy.....	1955-56-57
Mares, Rio.....	2010-11-12-13
Marfisi, Matt.....	2011-12-13-14
Marks, Nat (mgr).....	1922
Marks, Sumter.....	1911-12-13*-14
Marler, Seth.....	1999-00-01-02
Marley, Nico.....	2013-14-15-16
Marmillion, Norman.....	1939
Marshall, Bob.....	1969-70-71
Marshall, Chris.....	1985-86
Marshall, O'Dell.....	1969-70
Marshall, Ray.....	1972
Marshall, Shane.....	1994-95-96-97*
Martin, Jon Paul.....	1991*
Martin, Leonidas H.....	1904-09
Martinez, Augusto.....	1990
Martinez, Mark.....	1991
Martinez, Owen J. (mgr).....	1944
Marts, Lonnie.....	1986-87-88-89
Mason, Antonio.....	2002-03-04-05
Mason, Claude "Boo".....	1956-57-58*
Mason, Thomas C.....	1958-59-60*
Massey, A. Elmer, Jr.....	1928-29-30
Massey, Mark.....	1983
Mateen, Wallace "Bamm".....	2001-02-03
Mattes, William.....	1936-37
Maxwell, Robert L.....	1948
McAfee, Carl W.....	1961
McAfee, Dennis.....	1967-68
McAfee, Howard V.....	1942-43-46
McCain, Marvin J.....	1944-45-46-47
McCall, Clay.....	1986-87-88-89
McCance, Elmer.....	1928-29-30
McCarrroll, Eugene.....	1927
McClellan, Tom.....	1958-59
McClendon, W.H. (mgr).....	1920
McCollum, Harley.....	1938-39-41

McConnell, S. Logan.....	1914
McConnell, Timmy.....	1983-84
McCool, Edward, E.....	1952-53
McCormick, John.....	1929-30-31
McCoy, James.....	1956
McCray, Timmy.....	1981-82
McCullum, Sheldon.....	1988-89-90
McCutchon, E. Davis (mgr).....	1917
McDaniel, John J., Jr.....	1932-33-34
McDonald, J.T.....	2008-09-10
McDonald, Walter V.....	1940-41-42*
McDowell, Rod.....	1989-90-91-92
McElhannon, William C.....	1951-52
McFarland, Brad.....	2000
McGee, Chris.....	2002-03-04-05
McGee, Cletus.....	2002
McGee, Max.....	1951-52-53
McGehee, Ed.....	1898-99
McGowan, Darren.....	1989-90-91-92
McGrath, James B.....	1935
McGraw, Forrest.....	1915-16-19-20
McGraw, John.....	1916-17-19-20-21
McGrew, Jay.....	1975
McGrew, Sylvester.....	1978-79-80-81*
McIntire, Larry.....	1961-62-63
McIntosh, Jerome.....	1986-87-88-89
McKay, Mike.....	1981-82
McKeiver, Jim.....	1972
McKinley, James.....	1987
McKinney, Jeremy.....	2006-07
McLaughlin, David.....	1984
McLean, George.....	1958-59-60
McLean, John Michael.....	1950-51*
McLean, Leal C.....	1924
McLeod, Gaylord.....	1909-10-11-12*
McLeod, Keyshawn.....	2016
McMillian, Emile.....	1943
McMurchy, James.....	2006-07-08-09
McNeill, Howard.....	1973-74-75
McWilliams, W.K. (mgr).....	1942
Meadows, Shawn.....	1992-93
Meaux, Craig.....	1976
Medina, Sergio.....	2013-14-16
Meissner, Russell.....	1993-94-95-96
Melancon, Joseph, Jr.....	1965
Melancon, Shawn.....	1988-90-91
Melton, Buster J.....	1944
Melton, Ronald.....	1961
Memtsas, Harold G.....	1933-34-35
Menefee, James C.....	1905-07-08
Menge, Francis.....	1932-33
Menville, John G.....	1925-26-27
Meraux, Claude Joe.....	1914-16
Merritt, Christian.....	2003-04
Methvin, Dee.....	1976-77-78
Metzger, Danny.....	1993-94-95-96
Meyer, Conrad, IV.....	1963-64-65
Michael, Danny.....	1985-86-87-88
Michiels, David M.....	1959-60
Mickal, Larry E.....	1966-67-68
Mikkelsen, Ed.....	1972-73-74
Milano, Marc.....	1991-92-93
Milfelt, Tom.....	1976-77
Miltholland, William.....	1915
Milich, Mike.....	1989-90
Miller, Bryan.....	1984
Miller, Chance.....	1989-90-91*-92*
Miller, Charles C.....	1902
Miller, Donald.....	1954-55-56*
Miller, Ian.....	2004-06
Miller, Kenneth P.....	1944
Miller, G Pat.....	1994-95-96
Miller, Raymond.....	1936-37-38*
Miller, William J.....	1944
Miller, Wilson Ted, Jr.....	1960-61-62

Millet, Percy.....	1976-77-78
Minsky, Jerome.....	1921
Mintz, Bernard D.....	1933-34-35*
Mitchell, Adrian.....	1999-00-01-02
Mitchell, Alan.....	2008-09-10
Mitchell, Joe.....	2001-03-04
Mitchell, Martin.....	1973-74-75-76
Mitchell, Zack.....	1974-75-76-77
Mitzel, Josh.....	2006
Moen, Clarence R., Jr.....	1960-61-62
Molloy, Samuel C.....	1944
Monget, Henry S.....	1922
Monk, Marion S.....	1934
Montero, Carlos.....	1910
Montgomery, John.....	1955-56-57*
Montini, Mark.....	1976-77-78
Monroe, Darion.....	2012-13-14-15
Montana, Nick.....	2013-14
Mooney, Darnell.....	2016
Moore, H. Tate.....	1907-08-09*
Moore, Howard A.....	1966-67-68
Moore, Kevin.....	2007-08-09-10
Moore, Mewelde.....	2000-01-02*-03*
Moorhead, Adam.....	1994-95-96-97
Moreau, James.....	1935
Morgan, Edward C.....	1924-25-26
Morgan, Zach.....	2009-10-11-12
Morrell, Scott.....	1977-78-79-80
Morris, Barry.....	1974-76
Morris, Craig.....	2003-04-05
Morore, Peter.....	1954
Morton, Frank.....	2004-05-06
Moses, Dezman.....	2010-11
Moses, Robert.....	1979-80-81
Moss, Charles.....	1970-71-72
Moss, Edmond.....	1894
Moss, Walter O.....	1925-26
Moss, William V., Jr.....	1934-35-36*
Mottram, Francis L.....	1912
Mouton, Mitch.....	1997-98-00
Mudrich, Paul.....	1976-77-78
Mueller, John (mgr).....	1969
Mullen, Mike.....	1971-72
Muller, Charles J.....	1903
Muller, Fred.....	1911
Mullin, Harold A.....	1939-40
Mulmore, Vincent.....	1986-87-88-90
Mumme, F. Schott.....	1965-66-67
Murray, Ed.....	1976-77-78-79
Murray, Lewis.....	1972
Muse, Randy.....	1970-71
Myers, Paul B.....	1902

N



Eddie Neal

Nagle, John A.....	1919-20-21
Nance, Stewart.....	1975
Napoleon, Chase.....	2016
Naquin, Arthur L.....	1961
Narcisse, Nick.....	2001-02-03
Navarro, Jason.....	1994-95
Neal, Eddie.....	1981-82-83-84
Ned, Shawn.....	1986
Nelson, Edward B.....	1894*
Nelson, Maurice.....	1985-86-87-88
Neuse, Micah.....	1988
Nevil, Daniel.....	2000-01-02-03*
Newton, T. Eugene.....	1955-56-57*
Nicholas, Larry M.....	1962-63
Nickerson, Parry.....	2014-15-16
Nierman, Andrew.....	2007-08-09-10
Nihart, Arlen A.....	1949-50

ALL-TIME LETTERMEN

Nix, John D., Jr.	1909
Nix, R.R.	1904
Nix, William	1973-74-75
Nixon, J.O. (mgr)	1896
Nixon, Taurean	2013-14
Nolan, Greg	1973
Norman, David J.	1925-26
Norwood, Colvin (mgr)	1937
Norwood, Thomas S.	1903
Nosewicz, Thomas M.	1967
Nugent, Phil H.	1958-59-60
Nuss, Robert J.	1951-52*
Nutt, Richard A.	1946
Nyhan, Stanley	1937-38-39

O



Tommy O'Boyle, Jr.

Oakes, Forrest E.	1914
O'Bierne, Jack	1911
O'Boyle, Thomas H.	1938-39-40*
O'Boyle, Thomas R.	1962-63-64
O'Brien, Emile W.	1947-48*
Oddo, Randy	1963
Odum, A.J. (mgr)	1925
Odum, Troy	1935
Oechsner, George	1960-61-62
Oelkers, John	1927-28
O'Leary, Mike	1976
Olexa, Travis	2007
Olivari, Mark	1972-73-74-75*
Olsen, Ray O.	1943-44-46-47
Oppman, Ray	2011
Onofrio, John	1969*
O'Pry, Lee	1926
Ordeneaux, James	1997-98
Orth, James (mgr)	1972
Osagiede, Sule	2008
O'Steen, Lanis	1964-65-66*
Osteen, William L., Jr.	1958-59-60
O'Sullivan, Dennis	1995-96-97-98
Ott, Wiltz C.	1935
Owens, D.J.	2016
Owens, John J.	1940
Owens, Mike	1971-72-73*
Owens, S. Logan	1899

P



Allen Phillips

Pace, David E.	1934-35-36
Paddock, Alfred H.	1933
Page, Richard	1934-35
Page, Tate C.	1933
Painter, Joseph David	1957-58-59
Palazzo, Brad	1995-96-97-98
Palermo, Joseph P.	1920
Palermo, Pascal P.	1924-25-26
Paliscak, David	1979-1981-82
Parenton, Michael	2005-06-07-08*
Parker, Byron	2003
Parker, Ernest L.	1966-67-68*
Parker, Jimmie	1994-95
Parker, J. Porter	1894
Parker, L.J.	2011-12-13
Parms, Willie	1991-92-93-94

Partridge, James D.	1952-53
Partridge, Rex F.	1947-48-49
Passman, Charles F. (mgr)	1959
Passyn, Ben	1995-96
Paul, Alex	2012
Paulson, Michael	1969-70-71
Payne, Francis	1930-31-32
Payne, Frank T.	1903-04
Payne, Virgil	1920-21
Payne, William	1936-37-38
Pearce, Jonathan	1989-90
Pechon, E.E.	1943-44
Peeples, Jeremy	2013
Penney, William	1931
Pepper, Barrett	2003-04-05
Perez, Vic	1980-81-82-83
Perkins, R.T.	1899
Perrodin, Jean-Paul	1991-92-93-94
Perry, Derrick	1996-97
Perry, Joey	1991-92-94-95
Perry, J.R.	1896
Peterson, Terrence	2003-04-05-06
Petitbon, Richard	1957-58
Petroski, Edward J.	1951-52
Pfannkuche, Henry C.	1921
Phillipson, Eric (mgr)	1992-93
Phillips, Allen	1997-98-99-00
Phillips, Frank W.	1921-22-23
Phillips, Jerry	1997-98-99-00*
Phillips, Milton B.	1932
Picerelli, Peter	2012-13-14-15
Picou, Robert L., Jr.	1965
Pierce, Michael	1987-88-89*
Pierce, Michael, Jr.	2011
Pinter, Tim	2000
Pisarich, Sonny	1968-69
Pitcher, H. Kenneth	1907
Pitcock, Chuck	1977-78-79-80*
Pittman, Charles R.	1951-52-54
Pizzano, Jack	1926-27-29
Pizzolatto, Nicholas	1966-67-68
Plunkett, Fred	1988-89
Podet, Adam	2009
Poitevent, Edward	1934
Ponce de Leon, Oscar	2006-08-09-10
Ponder, D.J.	2009-10-11-12
Pontius, Uwe	1965-66-67
Popko, Michael J.	1983-84
Porche, Earl J. (mgr)	1946-47
Porter, Arthur L.	1942-46
Porter, Bryan	1991
Porter, Wade	1993
Post, A.M. (mgr)	1898-99
Potts, John	1893
Pounders, G. Lawrence	1952
Powell, Devin	2013-14-15
Pracko, Bernard F.	1941-42
Prats, Raymond	1947-48
Preis, Richard D.	1949
Preisser, Frederick	1934-35-36
Preston, Rickey	2015
Price, Edward J., Jr.	1946-47-48-49
Price, Edward J., III	1972-73
Price, Jim	1977-78
Price, Mike	1974-75*-76
Price, Mitchell	1987-88-89*
Price, Raymond	1952-53-54
Prosper, Thaddaeus	1993-95
Prout, Corey	1995-96-97
Pryor, Richard	1973
Purcell, Michael	2003-04-05-06
Pye, Lloyd, Jr.	1966-67

Q



Ronny Quillian

Quick, Brandt	2002-03
Quick, Kenny	1976
Quillian, Ronald	1954-55-56*
Quinn, Harold J.	1918-19-20
Quinn, Jonathan	1994

R



Patrick Ramsey

Racklin, Eric	1987-88
Rainold, Robert (mgr)	1929
Rambis, Larry	1962
Ramke, Vernon Ray	1949
Ramsey, Patrick	1999-00*-01*
Randall, Craig	1993-94
Randall, James B., Jr.	1944
Randolph, Arthur	1902
Ranzinger, Matt	2008
Ratcliff, Gabe	2004-05-06
Rawson, William	1957-58
Ray, Edward S.	1921
Ray, Joey	2008-09-10-11
Ray, Nick	1978
Raymond, Horace	1994-95-96-97
Raymond, Jerome H.	1962
Read, John	1931-32
Reavis, Kevin	1995-96-97-98
Redd, Richard	1968
Redwine, Corey	2012-13-14-15
Reed, James E.	1919-20-21*-22
Reginelli, Reginald	1979-80-81-82
Reginelli, Tony	1955-56
Reily, J.W.	1907
Renfroe, Joseph	1942-43-44
Reshard, Genario	1998-99-00-01
Rexinger, Albert (mgr)	1961
Rey, George Lloyd	1952
Reynolds, Edward W.	1960-61
Reynolds, William C.	1944-45
Rhea, Kermit	1940
Rhodes, Jay	1982-83-85
Rhymes, Kristofar	2008-09-10
Ricard, Lester	2004-05-06
Rice, Donny	1978-79-80
Rice, Laverne	1941-42-46*
Rice, Tyler	2007-08-09
Richard, David	1969-70
Richard, Dennis	1972
Richard, Herschel, Jr.	1964-65
Richardson, Benjamin	1938
Richardson, Carl	1969-71
Richardson, Will Pat	1930-31-32
Richeson, W. Lyle	1918-19-20
Rideout, David N.	1945
Riess, John (mgr)	1903
Riggs, Harold L.	1946
Riggs, William R.	1947-48
Rightor, Edward	1893
Riley, Mike	1987-89-90
Riley, O. Ronald	1955-57
Rink, Jay	1987-88-89-90
Ripoll, John	1985-86-87-88
Roach, William F.	1959-60-61

Robb, Kirk	1980-81-82
Robelot, Alfred L.	1951-52-53*
Robert, Andre	1979-80-81
Robert, Marc	1974-76
Roberts, Floyd	1931-32-33*
Roberts, Frank	1979-81-82-83
Roberts, Jeff	1978-79-80-81
Roberts, Lloyd	1928-29-30*
Roberts, Michael	2002-03
Robertson, Dominique	2010-12-13
Robertson, Bernard	1997-98-99-00
Robinson, Andre	2011-12-13-14
Robinson, Eddie	2000
Robinson, Frank	1924
Robinson, Frank	1977-78-79-80*
Robinson, George H.	1945
Robinson, Harry T. Jr.	1943-44
Robinson, Homer	1932-33-34
Robinson, Kelvin	1980-81-82-83
Robinson, Selzer B.	1923
Robinson, Virgil A.	1923-25
Robinson, Zander	1998-99-01
Robottom, Casey	2007-08-09-10
Rodwig, Bobby	1976-77
Roehl, Frederick Howard	1922-23
Roeligen, William P.	1975
Rogan, John E.	1906-07
Rogas, Dan W.	1947-48-49-50
Rogas, Gene H.	1952
Rogers, Derek	2003-04-05-06
Rogers, Jason	1992-93
Rokovich, John	1973
Roman, A.G.	1893
Rome, Ryan	2010-11-12
Ronquillo, John	1973-74-75*
Rose, Tommy	1980-81-82-83
Roseman, Frederick E.	1943-44
Rosenthal, Victor	1913-14-15-16*
Rottmayer, Brandon	2001-02
Rounds, Josh	2012-13-15-16
Roundtree, Alphonso	1995-96-97-98
Roussel, Casey	1999-00-01
Route, Israel	2003-04-05-06
Route, Larry	1983-84-85-86
Roux, Bill	1971
Rowland, David R.	1948
Rowland, Jay N.	1941-42-46
Rubira, S.S.	1895-96
Rucker, Charles	1927-28*-29
Rudick, Gary	1974-75-76*
Rue, Robert (mgr)	1967
Rush, Gordon, Jr.	1960-61-62
Rush, Xavier	2011-12-13-14
Rushing, Paul E.	1951-52-53
Rutledge, Rick	1972-73-74
Ryder, Brian	1989-90

S



Derrick Singleton

Sadowski, Mark	1996
Saffy, Randy	1982-83-84*
Saia, Robert J.	1951-53-54
St Junious, Warren	1997
Sala, Eliapo	1984
Salatic, Peter B.	1903
Salazar, Xavier	1996-97
Sambrooks, Laine	2003
Sanchez, Jeff	1999-00-01-02
Sanchez, Scott	1991-92-93-94
Sanders, Brock	2009-10-11

ALL-TIME LETTERMEN

Sanders, James.....	1979-80-81-82
Sanders, Ken.....	1968-69-70
Sanford, Mike.....	1969-70
Santos, Cairo.....	2010-11-12-13
Santa Marina, Kenneth.....	2014-15-16
Sapia, Scott.....	1992
Sapp, Darren.....	2001-03-04-05
Sardisco, Anthony.....	1952-53-54-55*
Sauer, Leonard.....	1937-38
Saunders, Robert (mgr).....	1912
Sauter, Richard.....	1986-87-88-89
Savini, Mark.....	1982-83-84
Saxon, James.....	1963-64
Scafide, John.....	1930-31-32
Scaglione, Vincent.....	1984-85-86
Scelfo, Anthony.....	2006-07
Scelfo, Sam.....	1968-69-70
Schaumberger, Max M.....	1916
Schexnayder, Irving.....	1955-56
Schmidt, Brandon.....	2012-13-14
Schmitz, Wally.....	1943-44
Schneidau, Hughes.....	1934-35-36
Schneider, Leroy.....	1944-45
Schoonmaker, James W.....	1961-62
Schroeder, William.....	1931-32-33
Schubert, Scott.....	1985
Schudell, John (mgr).....	1985
Schuler, Steve.....	1992-93-94-95
Schwartz, Leo J.....	1912
Scofield, John.....	1954
Scofield, Sam.....	2011-12-13-14
Scott, Chris.....	1986
Scott, John S.....	1909
Scott, Nauman.....	1908-09
Scott, Reggie.....	1976-77
Scott, Reggie.....	2005-07-08**09
Scott, Trey.....	2014-15
Seeling, Buddy.....	1977
Seeuws, Ford.....	1926-28-29
Senac, Ronald.....	1954-55
Sentelle, N.W.....	1909-10*
Sewell, Corey.....	1998-99-00-01
Sewell, Emmanuel.....	2000-01
Shackleford, Justyn.....	2011-12-13-14
Sharp, Richard H.....	1913
Shaughnessy, Edward.....	1917
Shea, Harold J.....	1952
Sheffield, Richard P.....	1948-49*
Shelvin, Roxie.....	1999-00-01-02
Shenall, Taris.....	2015-16
Sherer, Darrell.....	1987-88-89-90*
Sheridan, Gerry.....	1975-76-77-78*
Shienle, Nathan.....	2013-14-15
Shilstone, Mackie.....	1974
Shinn, Joseph D.....	1950
Shipp, Robert.....	1898-99
Shiver, James.....	1943
Shives-Sams, Julian.....	2005-06-07-08
Shoulders, Darin.....	1987-88-89-90*
Shoultz, James.....	1953
Shupak, Jim.....	1989
Shy, Dedrick.....	2015
Sikora, John F.....	1948-49
Silipo, Joe.....	1977-78-79
Simmons, Leonard (mgr).....	1967
Simms, Trevor.....	2014-15
Simon, Eugene.....	1932
Simon, Robert.....	1932-33-34
Simon, Wilfred.....	1977-78-79-80
Simons, Alfred.....	1980
Simons, Claude, Jr.....	1932-33-34
Simpson, Arthur B.....	1917
Sims, Bartlett.....	1900
Sims, John H.....	1940-41-46
Sims, Mike.....	1976-77-78-79

Singleton, Derrick.....	1994-95-96-97
Sippio, Darin.....	1988-89
Sisk, Harold.....	1969
Skidmore, Adam.....	2011-12-13
Skehan, David.....	2005-06-07-08
Skold, Nate.....	2012-13-14
Smart, Tanzel.....	2013-14-15-16
Smartt, Michael.....	1991-92-93-94
Smith, Benedict C.....	1916-19-20
Smith, Bernie.....	1937-38
Smith, Dean.....	1967-68
Smith, Deron.....	1987-89-90
Smith, Donald.....	1965
Smith, Ed.....	1969-70-71
Smith, Elmer L., Jr.....	1963-64
Smith, Evan.....	2007
Smith, Fred.....	2003-04-06
Smith, George.....	1963-64-65
Smith, Jeff.....	1976
Smith, John H.....	1905-06-07-08
Smith, Josh.....	2008-09-10-11
Smith, Merrill.....	1900-01-02-03-04
Smith, Ricky.....	1976-77-78
Smith, Samuel.....	1996
Smith, St. John F.....	1939-40-41
Smith, Shakiel.....	2009-10-11-12
Smith, T. Baker.....	1908-12
Smith, Tristan.....	2001-02-03
Smith, Tyrone.....	1979-80-81-82*
Smith, Wayne.....	1981-82-83
Smith, Willie.....	1990-91-92-93
Smither, Charles.....	1934-35
Snell, John.....	1966-67-68
Snyder, Rodney.....	1992
Songy, Treg.....	1981-82-83-84
Sonnier, Corey.....	2006-07-08-09
Sontag, Michael W.....	1966
Sowell, Jerald.....	1993-94-95-96*
Spann, Tookie.....	1985-86*-87*
Sparks, Cody.....	2007-08-09-10
Spencer, Charles.....	1970
Spincer, Brandon.....	2001-03-04-05
Spinella, Melvin V.....	1959
Spollen, William J.....	1951-52-53
Spring, James L.....	1965-66-67
Staid, Mike.....	1991-92-93-94*
Stant, Pat.....	1987-88-89-90
Stark, Steve.....	1969-70
Stauss, Edward (mgr).....	1935
Stearns, Ellis J.....	1898-99-1900-01
Steeves, Michael B.....	1964
Steigerwald, Richard.....	1963-64-65
Stein, Leonard J.....	1960-61
Stein, Leonard M., Jr.....	1940
Stelly, Kasey.....	2008-09-10-11
Stephany, Jordan.....	2007-08-09-10
Stern, Ferdinand.....	1903-04-05
Stern, M.L.....	1902
Sternfels, Julius.....	1963
Steward, Dan (mgr).....	1919
Stewart, Jason.....	2014-15-16
Stewart, Nelson.....	1998
Still, James.....	1981-82
Stoessel, Alfred L.....	1925-26-27
Stokes, Fred.....	1984
Stolen, Alvin T.....	1941-42-45
Stopher, Gregg.....	1980-82
Strickland, Terrance.....	1988-89-90-92
Stroble, Charles.....	1933-34
Strozier, Derrick.....	2010-11-12-13
Studdiford, G. Van.....	1916
Suchy, Stephen.....	2010-11-12
Sullen, Jordan.....	2009-10-11-13
Sutter, Malcolm H.....	1919
Sutton, Reggie.....	1985-86-87

Svoboda, William R.....	1947-48-49*
Swanson, Grant.....	1972
Sweeney, Carleton M.....	1957-58
Szubinski, Roland.....	1971-72-73

T



Phillip Townsend

Talbot, B. Horace.....	1924-25-26
Talbot, Edmond E.....	1917-19-21
Talbot, W. Harry.....	1919-21-22-23*
Tarver, Terrence.....	2000-01-02-03*
Tarzetti, Gene.....	1956-57
Tarzetti, Kenneth.....	1943-46-47
Tate, Kevin.....	1983-84-85-86
Tatford, Evan.....	2011-12
Tatje, Hank.....	1973-74-75
Taulli, Torie.....	1998-99-00-01*
Taylor, Chris.....	2013-14-15-16
Taylor, Hugh.....	1943
Teamer, Roderic.....	2015-16
Tebault, Grantland.....	1893
Teeuws, Leonard.....	1951
Terranova, Bubba.....	2002-03-04-05
Terrebonne, Theard J.....	1959-60-62
Terry, A.T.....	1907
Tessier, George D.....	1932-33-34
Tessier, Robert A.....	1932-33-34
Tessier, William J.....	1942-46
Tetek, Bernard M.....	1942
Thames, Louis O.....	1933-34-35
Thevenot, Ross.....	2006-07-08-09
Thibaut, James P.....	1939-40-41*
Thibodeaux, Tom.....	1972-73
Thomas, Calvin.....	2012-13-15
Thomas, Cedric.....	1991-92-93-94
Thomas, Donald.....	1979-81-82-83
Thomas, Eric.....	1985-86
Thomas, Eric.....	2013-14-15-16
Thomas, Farrell B.....	1932-33-34
Thomas, Glenn.....	1975-77
Thomas, Jamar.....	2010-11
Thomas, John.....	1984-85
Thomas, Louis E.....	1940-41-42
Thomas, Louis.....	2005-06
Thomas, Manuel C.....	1941
Thomas, Reece.....	2008
Thomas, Ryan.....	1993-94
Thomas, Steve.....	1969-70-71
Thompson, Jim.....	1969-70-71
Thompson, Larry C.....	1959-60
Thompson, L.D.....	1972-73
Thompson, Lazedrick.....	2013-14-15-16
Thompson, Ray E.....	1951-52-53
Thornhill, Mark.....	1988-90*-91-92*
Thornton, Penn B. "Loot".....	1918
Thornton, Ronald.....	1961-62
Tickles, Marlon.....	1999-00-01-02
Tilton, Ronald.....	1983-84-85*
Timken, Clayton H.....	1944-45
Timmons, Brett.....	1995-96-97-98
Tingley, Kevin.....	1991-92-93-94
Tinsley, Mitch.....	1991-92-93*
Tipton, Darryl.....	1981-82-83
Tittle, Jack A.....	1939-40-41
Tolle, Mike.....	1968
Toney, James.....	1987-88-89
Toulon, Nat George.....	1965
Toups, Richard.....	1962
Tournillon, Octave J., Jr.....	1944
Townsend, Philip.....	1976-77-78-79

Townsend, William.....	2014-15-16
Trahan, James A.....	1966-67-68
Traina, Joe.....	2002-03-04-05
Traina, Matt.....	2002-03-04-05
Trapani, Mike.....	1972-73
Travis, Ryan.....	2009-10-11-12
Treadway, Andrew.....	1987-88-89-90
Trestman, Israel (mgr).....	1940
Treuting, Steve.....	1972-73-74-75
Troxclair, Wilbur.....	1954-55-56
Truax, Dalton.....	1954-55-56*
Truax, Mike.....	1971-72-73*
Truax, Mike.....	1997-99-00
Tull, Porter.....	1936
Tunstall, George C.....	1922-23
Turner, Keino.....	1992-93-94
Turner, Mike.....	1996-97-98-99
Turner, W.E.....	1901
Turpin, H.H.....	1921
Tuyo, Ade.....	2004-05-06-07
Tyler, Bennie Ray.....	1955-56-57
Tyler, Mark.....	2000

U



Wil Ursin

Underwood, G. Sellers.....	1913-14
Unsworth, John E.....	1920-21
Upton, E.C. "Tick", Jr.....	1929-30-31
Upton, John R.....	1900
Upton, Miller.....	1937
Ursin, Jerry.....	1988-89-90-92
Ursin, Wil.....	1990-91-92-93
Uzdavinis, Arturo.....	2012-13-14-15

V



Cliff VanMeter

Vairin, Nugent (mgr).....	1913
Valls, Mike.....	1969-70
Van Hooser, Wilson.....	2010-11-12
VanManen, Bill.....	1974-75-76
VanMeter, Cliff.....	1975-76
VanMeter, Clifford.....	1946-47-48-49
Vaughan, Virgil.....	1971-72-73
Vaughns, Tyrone.....	1983-84
Vazquez, Rafael.....	2008
Veal, Teddy.....	2014-15
Veals, Elton.....	1982-83
Vela, Marcos.....	1991-92-93-94
Ven Tresca, David.....	1965
Verriere, Leon.....	1963-64-65
Vickrey, William J.....	1952-54
Villars, Walter M.....	1946-47-49
Villere, Harold.....	1974-75-76-77
Vise, Wm Michael.....	1962-63-64
Vogt, Franz.....	1963
Voltagetti, Cliff.....	1972-74-75

W



Roydell Williams

ALL-TIME LETTERMEN

Wacha, Alex.....2006-08-09-10	Watts, Tracey.....1993-94-95	Williams, Chris.....2001-02	Wyrick, John C, III.....1963
Wade, Justin.....2003	Webb, R. Clyde.....1906-07*-08-09	Williams, Daren.....2014-15-16	
Wade, Steve.....1971-72-73	Webster, Mason.....1968	Williams, Devon.....2010-11-12	
Wadleigh, Marshall.....2013-14-15-16	Weidenbacher, Raymond.....1951-52-53	Williams, Edward.....2013-14-15-16	
Waggoner, James H.....1950	Weinmann, Jack (mgr).....1948	Williams, Elmer V (mgr).....1949	
Wainwright, Troy.....2008	Welcome, Kenny.....2011-12-13-14	Williams, Eugene B.....1917-18-19	
Waldron, Bob.....1969-70-71	Wenhold, Jeffrey.....1983-84-85*	Williams, George F.....1903-04	
Walker, Devon.....2009-10-11-12	Wenzel, Clinton.....1980-81-82-83*	Williams, Jeremy.....2006-07-08-09	
Walker, J Mike.....1968-69-70*	Wenzel, Harrison.....1985-86-87	Williams, Richard.....1982-83-84-86	
Walker, Mike W.....1970-71-72	Wenzel, Jeff.....1982-83-84-85	Williams, Roydell.....2000-01-03-04*	
Walker, Quealy.....1927-28	Wenzel, Ralph.....1937-38-39	Williams, Terry.....1976	
Wall, R. Wayne.....1952-53	West, William (mgr).....1915	Williamson, Samuel (mgr).....1957	
Wall, Ralph.....1984-85-86	Westbrook, Bryson.....1997-98-00	Willie, Darwin.....1973-74-75	
Wallace, David.....1979	Westerfield, Arthur.....1902	Wills, Frank.....1977-78-79	
Wallace, James O.....1966-67-68	Westerfield, George S.....1899	Wills, William D.....1896	
Waller, Alfred W.....1946-47-48	Westfeldt, George G.....1898-99-00-01	Wilson, Carlos.....2011-12-13-14	
Walls, John.....1926-27-28	Westfeldt, George, Jr.....1932-33	Wilson, Cedric.....2008-09-10-11	
Walmsley, Hardie.....1894	Wetzel, Marty.....1977-78-79-80*	Wilson, Gordon Doc.....1924-25-26	
Walmsley, Semmes.....1909-10-11*	Wetzel, Troy.....1984-85-86*-87	Wilson, Harvey A.....1925-26	
Walters, David.....1975-76	Whatley, Hugh.....1928-29-30	Wilson, James W., Jr.....1954	
Walters, Paul.....1963	Whatley, John.....1928-29	Wilson, John.....1997-98-99-00	
Walthall, William (mgr).....1932	Whisnant, B.....1909	Wilson, Troy.....2006-07-08	
Walthers, N.....1907	White, Frank R. (mgr).....1909	Wilson, Sean.....2014-15-16	
Warsley, Julius.....2010-11-12-13	White, Millard D.....1937-38-39	Winling, Frank.....1921	
Warner, Thomas.....1953-54-55-57	White, Robert "Dicky".....1920-21	Wojcik, Stanley.....1947	
Warren, Brad.....1995-96	White, Robert E.....1913	Wolbrette, Henri, II.....1940-41	
Washington, Chris.....2002	White, Stanford.....1997	Wood, Burris D.....1910	
Washington, Eldrick.....2014-15-16	Whitman, Robert F.....1949	Wood, Ralph B.....1900-01-02-03*-04*	
Washington, John.....1972-73-74	Widemon, Alton.....2003	Wood, Tony.....1981-82-83-84	
Washington, John.....2016	Wiegand, Robert.....1917-20	Woodfin, Blane.....1974-75-76	
Washington, Kendrell.....2010-11	Wiegand, Shane.....1990-91-92-93	Woods, A. Alfred.....1894-95*	
Washington, Kendrick.....2010-11	Wiggins, Todd.....1986-87-88-89	Woods, Edgar.....1896	
Washington, Lionel.....1979-80-81-82*	Wight, Bennett Allen.....1924-25	Woods, Jerome.....1989-91	
Washington, Preston.....1985-86-87*-89	Wight, Ira A.....1893	Woods, O'Kie.....1996-97-98-99	
Washington, Wyatt.....1973-74-75	Wight, John A.....1917-18-19-20*	Woodward, Carl.....1912-13-14-15	
Wasieleski, John.....1947	Wilcox, Fred.....1954-56	Woodward, William.....1911-12	
Watermeier, Daniel J.....1935	Wilkenfeld, Allen.....1969-70	Worner, Henry, II (mgr).....1941	
Watkins, Henry D., Jr.....1948-49	Williams, Albert.....2008-09-10-11	Woullard, Peter.....2016	
Watkins, William E.....1945	Williams, Avery.....2004-05-06-07	Wright, James W.....1965-66-67	
Watson, Reginald E.....1925-26	Williams, Brian.....1994-95-96-97*	Wright, Thomas A., Jr.....1966-68	
Watson, Richard E.....1935	Williams, C.J.....1911	Wright, Troy.....1985	

Y



Joe Young

Yarter, Jimmy.....1967-68-69	Yeates, Namu.....1908
Youmans, Bruce.....2002-03-04-05	Young, Bruce (mgr).....1967
Young, Charles L.....1928-29	Young, Francis Leo.....1957-58-59*
Young, Jay.....1991	Young, Joe.....1969-70-71
Young, John.....1988-89	Young, Matt.....1989
Yuhas, Mark.....1984	

Z



James Zimmerle

Zaubrecher, Alan.....1975	Zaubrecher, Seth.....2001-02
Zelenka, Emmett.....1954-55-56	Zeno, Marc.....1984-85-86-87
Zimmerle, James.....1954-55-56	Zimmerman, Donald.....1930-31-32
Zimmerman, William.....1963-64-65	Zollicoffer, Allan.....1943
Zuckerman, Andrew.....2016	



ALL-TIME ASSISTANT COACHES

A

Amedee, Lynn.....1971-72
 Ankney, Howard "Moe".....1976-79
 Arnsparger, Bill.....1962-63
 Atkins, Alex.....2016-present

B

Bank, Ted.....1929-34
 Barbier, Darren.....1999
 Barclay, George.....1960
 Baxter, John.....1994-96
 Bevan, William.....1936-40
 Bicknell, Brud.....1992-95
 Bierman, Bernie.....1923-24
 Bird, Steve.....1997-98
 Blache, Greg.....1976-80
 Blaylock, Joe.....1960-61, 1966-69
 Bleil, Fred.....2007
 Borbely, Dave.....1992-94
 Boudreaux, Gerard.....1969-70
 Bourgeois, Andy.....1970
 Bratton, Jeff.....1965
 Burns, Burton.....1995-98
 Bustle, Rickey.....2011
 Butler, Randy.....1988-91

C

Calamari, Mike.....1964-65
 Carmody, Jim.....1961-62
 Cecchini, Tom.....1976-77
 Chachere, Garret.....1999-06
 Christian, Duke.....1988-90
 Clark, Joe.....1965-70
 Clark, Mike.....1976-78
 Colman, Doug.....2010-11
 Conway, Jeff.....2016-present
 Costantini, Lorenzo "Zo".....2004-06
 Cox, Ted.....1927-31
 Crisp, Henry.....1947-49
 Culpepper, Pat.....1966-68
 Curtis, Jack.....2016-present

D

Dale, Ronald.....1959
 Dauber, Ray.....1936-37
 Davie, Bob.....1983-84
 Davis, Charles.....1976-80
 Davis, Greg Sr.....1985-87
 Davis, Greg Jr.....2000-11
 Davis, Steve.....1997-98
 Devlin, John.....1988-91
 Dickinson, Joe.....1999
 Dodd, Dan.....2007-10
 D'Ottavio, Bill.....2004-06
 Drake, Kwahn.....2014-15

E

Ellender, Bennie.....1959-61
 Eumont, Vic.....1974-82, 1994-96

F

Ferro, Kenny.....1991
 Fesperman, W.D. "Dub".....1963-65
 Fobbs, Jamaal.....2016-present
 Fobbs, Lee.....1992-93
 Fitzgerald, Dennis.....1981

G

Gaille, Rick.....1984
 Geis, Wayne "Buddy".....1978-82, 1994
 Gilbert, O'Neil.....2007-08
 Greco, Phil.....1985-86
 Green, John "Jack".....1954-59

H

Hafner, Doug.....1962
 Hagaman, Marvin.....1971-75
 Hall, Charles.....1977-82
 Hall, Garth.....1983-84
 Hampton, Chris.....2016-present
 Harlow, Gene.....1952-53
 Harris, Duriel.....1983-84
 Hayes, Tom.....2010
 Haynes, Vernon "Lefty".....1941-45
 Heath, Ted.....1980-84
 Hendrick, John.....2011
 Higgison, Grant.....2008-09
 Hoch, Vince.....1987
 Hopkins, Dick.....1994-98
 Houston, Joey.....2000-2003
 Hutson, Mark.....2007-11

I

Idzik, John.....1965
 Imhoff, Mike.....1984-86
 Infante, Lindy.....1976, 1979

J

Jackson, Don.....1971-75
 Jackson, Greg.....2007-09
 Johnson, David.....2012-15
 Jones, Amos.....1995-96
 Jones, Chuck.....1992-93
 Jones, Joe.....1971-75

K

Karmazin, Mike.....1954-58
 Kauhmeier, Thom.....2007
 Kawal, Al.....1960-61
 Kellogg, Robert.....1941-42
 Kelly, Kevin.....1992-94
 King, J.T.....1946-48
 King, Vic.....1984
 Knowles, Winlon.....1949-51
 Kottemann, Stan.....1953-57
 Kristynik, Marv.....1968-70

L

Laird, Billy.....1971-75
 Lamb, Barry.....2012-13
 Lautenschlaeger, Lester.....1926-35
 Lewis, Terry.....1987
 Lichtenberger, Doug.....2007-11, 13-15
 Lofton, Oscar.....1973-78
 Looney, Terry.....1992-93

M

Maginnis, William.....1958
 Mahoney, Don.....1999-06
 Mailhes, Peter.....1929-41
 Marich, Robert.....1964
 Marshall, Jim.....1988
 Maskill, William.....1981-82
 Mason, Darryl.....2004-06
 Mazur, John.....1955-57
 McCarthy, Milo.....1987
 McCrary, Hardee.....1985-91
 McDonell, John.....2012-15
 McElreath, W.A.....1946-51
 McGinnis, Pete.....1999-2001
 McKinney, George.....1963
 McManus, Jerry.....1984
 Menger, Johnny.....1963-64
 Meyer, Ken.....1981-82
 Misita, Tony.....1971-75, 1982
 Monica, Frank.....1979-82, 1989-96
 Moody, Darrell.....1985-87
 Morris, Tom.....1966-70
 Mutz, Michael.....2016-present

N

Nagle, Slade.....2016-present
 Nemeck, Murel.....1945
 Neu, Mike.....2012-13
 Nunez, Tim.....1985-86, 1988-91

O

O'Boyle, Tommy.....1941, 1946, 1961
 Oliver, David.....1999-2001

P

Page, Tate.....1944-45
 Peoples, Kevin.....2016-present
 Pihos, Pete.....1960
 Pilney, Andy.....1946-53
 Pool, Bryant.....1983
 Price, Aaron.....2014-15
 Price, Eric.....2012-15
 Prats, Ray.....1956-60
 Pruett, Bob.....1992-93

R

Read, John.....1947-50
 Rice, Lawrence.....1947
 Robinson, Desmond.....1992-94
 Rodriguez, Rich.....1997-98

Roger, James.....1962-63
 Rollins, Jason.....2008-15
 Root, Jim.....1958-59
 Rouch, John.....1954, 1962
 Rucker, Charles.....1936-42, 1944
 Ruse, Doug.....2016-present

S

Scelfo, Frank.....1996-2006
 Schottenheimer, Kurt.....1983
 Schumann, Eric.....2002-06
 Seidel, Glenn.....1936-40
 Shaw, Bill.....1985-90
 Sheridan, Carter.....2015
 Sherman, Mike.....1983-84
 Simons, Claude Jr.....1937-41
 Smiley, Brad.....2002-06
 Smith, Giff.....1999-2003
 Smith, Rick.....1997-98
 Smith, Thielen.....1985-90, 1995-98
 Stanard, Steve.....2009-11
 Steele, Dale.....1981-82
 Stump, Craig.....1991
 Sumrall, Jon.....2012-14
 Symank, John.....1964

T

Taylor, Trooper.....1999-2003
 Tippet, Howard.....1964-65
 Todd, Everett.....1991
 Tohill, Billy.....1966-70
 Toman, Ron.....1971-75
 Tomlinson, Howard.....1985-87

V

Vechiarella, Jim.....1978-80
 Vinzant, Dennis.....1945-54

W

Wallner, Fred.....1963
 Washington, Lionel.....2012-15
 Watson, Donald.....1962
 Wells, Willard.....1976-78
 West, Ron.....1997-98
 Whitman, Bob.....1952-61
 Williams, Keith.....2012-14
 Withers, Everett.....1991
 Wolf, Raymond "Bear".....1951
 Woods, Thomas "TD".....2007-11

Y

Yelovich, Tony.....1980-83
 Young, Frank.....1966-70

Z

Zierlein, Larry.....1988-90, 1995-96

BOWL HISTORY

1932 Rose Bowl

SOUTHERN CAL 21 TULANE 12

Jan. 1, 1932 • 75,562
Rose Bowl • Pasadena, Calif.



Coach Bernie Bierman's fabulous 1931 team took an 11-0 record and an 18-game winning streak to Pasadena for the battle between the nation's two top-ranked teams.

USC scored first, as Ray Sparling went in on a six-yard reverse. Johnny Baker converted, and the Trojans led 7-0 at halftime.

Ernie Pinckert broke the Green Wave's heart in the third quarter when he raced 28 yards to paydirt on the reverse and less than a minute later, after a Tulane fumble, Pinckert again went 28 yards on the reverse to make it 21-0, Southern Cal.

Tulane came right back with a 75-yard drive capped by a pass from Don Zimmerman to Vernon Haynes to make it 21-6. The Wave missed two more scoring opportunities until Jerry Dalrymple recovered a

fumble on the USC 35. Five plays later, bare-headed Wop Glover, who gained 139 yards that day, plunged three yards for the TD. The count stood at 21-12 with the Trojans hanging on for dear life, but time ran out on Tulane.

Game Summary

Tulane	0	0	6	6	—	12
Southern Cal	0	7	14	0	—	21

USC - Ray Sparling 5 run (Johnny Baker kick)

USC - Ernie Pinckert 28 run (Baker kick)

USC - Pinckert 28 run (Baker kick)

TU - Vernon Haynes 7 pass from Don Zimmerman (kick blocked)

TU - Wop Glover 3 run (pass failed)

	<u>Tulane</u>	<u>USC</u>
First Downs	17	9
Rushing Yards	290	198
Passing Yards	51	20
Total Offense	341	218
Passing (Comp-Att-Int)	5-21-0	1-6-0
Fumbles-Lost	3-2	2-2
Penalty Yards	30	20

1935 Sugar Bowl

TULANE 20 TEMPLE 14

Jan. 1, 1935 • 22,026
Tulane Stadium • New Orleans, La.



The first Sugar Bowl game in history matched Coach Ted Cox's SEC co-champions with Pop Warner's Temple team. Warner's club came out roaring with two first-half touchdowns to throw a scare into the hometown folks. In the first quarter, fullback Dave Smukler passed to Daniel Testa, and in the second stanza, Smuckler ran it in himself as the Owls went on top, 14-0.

But after the second Temple TD, lightning struck. The ensuing kickoff floated down to Johnny McDaniel at the 10. McDaniel, moving laterally, crossed paths with Monk Simons at the 15, and "Little Monk" took off 85 yards down the sidelines to ignite Tulane's comeback. Barney Mintz kicked the point to make it 14-7 at halftime.

Dick Hardy made a great catch of Bucky Bryan's TD pass in the third quarter to tie the score, and in the final quarter, Hardy gathered in a deflected pass from Mintz and went 25 yards to sew it up. Tulane had won the inaugural Sugar Bowl Classic to send 22,026 fans home happy.

Game Summary

Temple	7	7	0	0	—	14
Tulane	0	7	13	0	—	20

Tem - Daniel Tester 7 pass from Dave Smukler (Smukler kick)

Tem - Smukler 3 run (Smukler kick)

TU - Monk Simons 85 kickoff return (Barney Mintz kick)

TU - Dick Hardy 11 pass from Bucky Bryan (Mintz kick)


TU - Hardy 25 pass from Mintz (kick failed)

	<u>Temple</u>	<u>Tulane</u>
First Downs	13	10
Rushing (Att-Yards)	60-182	42-140
Passing Yards	19	88
Total Offense	201	228
Passing (Comp-Att-Int)	3-13-1	8-16-1
Fumbles-Lost	2-1	3-2
Penalties-Yards	2-7	2-20

1940 Sugar Bowl

TEXAS A&M 14 TULANE 13

Jan. 1, 1940 • 73,000
Tulane Stadium • New Orleans



Coach Red Dawson's 1939 team came within a point of upending Texas A&M's national champions.

A&M drove to the Tulane one-yard line early in the game, but the Wave held. After Tulane punted out, the Aggies drove again, and this time John Kimbrough plunged one yard for the score.

Tulane bounced back in the third quarter when Bobby Kellogg grabbed a quick kick and raced 75 yards to tie it, 7-7. In the fourth period, Tulane's Pete Mandich recovered an Aggie fumble on the A&M 32. Monette Butler, Fred Cassibry, and Harry Hays worked it into the two. Butler went in from there and Tulane was on top 13-7, but Herbie Smith blocked the extra point.

Late in the game, A&M drove 69 yards to cut short Tulane's hopes for an upset.

Walemon Price passed to Smith, who lateraled to Kimbrough. The big fullback went in for an 18-yard scoring play. Price then kicked the decisive extra point.

Game Summary

Texas A&M	7	0	0	7	—	14
Tulane	0	0	7	6	—	13

A&M - John Kimbrough 1 run (Walemon Price kick)
TU - Bobby Kellogg 75 punt return (James Thibaut kick)
TU - Monette Butler 2 run (kick blocked)
A&M - Kimbrough 18 lateral from Herbie Smith (Price kick)

	Texas A&M	Tulane
First Downs	18	8
Rushing (Att-Yards)	48-244	53-193
Passing Yards	62	0
Total Offense	308	193
Pass (Comp-Att-Int)	8-15-1	0-4-0
Fumbles-Lost	2-2	1-0
Penalties-Yards	2-30	2-20

Rushing: (A&M) Kimbrough 25-159 2TD, Price 5-13, Moser 7-33, Pugh 2-8, Connatser 9-31. (TU) Kellogg 8-36, Gloden 8-19, Banker 9-18, Hays 2-23, Butler 10-55 TD, Cassibry 11-42.


Passing: (A&M) Price 8-15-1-62. (TU) Kellogg 0-2-0-0, Butler 0-1-0-0, Hays 0-1-0-0.

Receiving: (AM) Moser 2-17, Connaster 2-12, Smith 2-14, Thomason 1-14, Sterling 1-5. (TU) None.

1970 Liberty Bowl

TULANE 17 COLORADO 3

Dec. 12, 1970 • 44,640
Liberty Bowl Memorial Stadium • Memphis, Tenn.



A two-touchdown underdog to mighty Colorado, Tulane celebrated its first bowl trip in 31 years by pulling off the biggest upset of the 1970 bowl season.

Coach Jim Pittman's fired-up Green Wave drew first blood when linebacker Rick Kingrea's 44-yard interception return set up a 19-yard field goal by Lee Gibson. Colorado countered with a 32-yard field goal in the second period to tie it 3-3 at halftime.

David Abercrombie raced the second half kickoff back 66 yards to the Colorado 30 as some 8,000 Tulane fans who made the trip went wild. Runs of 16 and 13 yards by fullback Bob Marshall brought the football to the one, and Abercrombie took it over on a short plunge.

Quarterback Mike Walker guided a 57-yard drive on Tulane's first possession of the fourth quarter, and a tough defense made that 17-3 advantage stand up. The Colorado offense that averaged 422.9 yards and 30.6 points in the regular season was held to 175 yards and three points.

Game Summary

Colorado	0	3	0	0	—	3
Tulane	3	0	7	7	—	17

TU - Lee Gibson 19 FG
CU - Haney 32 FG
TU - David Abercrombie 2 run (Gibson kick)
TU - Abercrombie 4 run (Gibson kick)

	Colorado	Tulane
First Downs	13	15
Rushing (Att-Yards)	57-155	52-213
Passing Yards	20	28
Total Offense	175	241
Passing (Comp-Att-Int)	3-7-1	3-9-1
Fumbles-Lost	2-1	2-0
Penalties-Yards	52	39

Rushing: (CU) Arendt 29-65, Tarver 11-54, Walsh 8-26, Keyworth 6-16, Branch 1-4, Brunson 1-(-8), Stearns 1-(-2). (TU) Abercrombie 25-128 2TD, Marshall 13-87, M. Walker 10-(-10), LeBlanc 1-2, Corn 1-4, Lachaussee 2-3.

Passing: (CU) Arendt 3-7-1-20. (TU) M. Walker 3-8-1-28, Lachaussee 0-1-0-0.


Receiving: (CU) Portos 2-17, Masten 1-3. (TU) Barrios 2-31, Abercrombie 1-(-3).

BOWL HISTORY

1973 Astro-Bluebonnet Bowl

HOUSTON 47 TULANE 7

Dec. 29, 1973 • 44,358
Houston Astrodome • Houston, Texas



On the heels of a 9-2 season, Tulane headed for Houston to lock horns with a highly-touted 10-1 Cougar team.

When the Green Wave failed to score after recovering a fumble on the opening kickoff at the Houston 25, the Cougar veer offense went to work. A 75-yard run by Marshall Johnson and short plunges by Leonard Parker gave Houston a 21-0 lead late in the first half. Martin Mitchell then raced back 66 yards with a kickoff for Tulane, and Buddy Gilbert hit Tom Forner with a 32-yard pass to put the Wave back in the game, 21-7.

But Houston erupted in the second half, as Donnie McGraw ran for two TDs, quarterback D.C. Nobles ran for one, and David Husmann added one more to make the final count 47-7.

Game Summary

Tulane	0	7	0	0	—	7
Houston	7	14	14	12	—	47

UH - Marshall Johnson 75 run (Terrell kick)

UH - Leonard Parker 1 run (Terrell kick)

UH - Parker 3 run (Terrell kick)

TU - Tom Forner 32 pass from Buddy Gilbert (David Falgoust kick)

UH - D.C. Nobles 3 run (Terrell kick)

UH - Donnie McGraw 1 run (Terrell kick)

UH - McGraw 32 run (kick failed)

UH - David Husmann 7 run (kick failed)

	<u>Tulane</u>	<u>Houston</u>
First Downs	10	26
Rushing (Yards)	43-102	58-402
Passing Yards	71	253
Total Offense	173	655
Pass (Comp-Att-Int)	6-24-4	12-29-1
Fumbles-Lost	2-1	6-4
Penalties-Yards	4-26	5-55

Rushing: (UH) Johnson 5-114 1TD, McGraw 13-108 2TD, Parker 12-47 2TD. (TU) Bynum 12-40, Treuting 2-27, Hebert 4-24.


Passing: (UH) Nobles 8-13-0-201, Husman 4-6-1-52. (TU) S. Foley 4-16-4-32, Gilbert 2-5-0-39.

Receiving: (UH) Willingham 3-25, Bassler 1-60, Bogan 1-33. (TU) Forner 1-32 TD, Thibodeaux 2-19, Garza 1-17.

1979 Liberty Bowl

PENN STATE 9 TULANE 6

Dec. 22, 1979 • 50,021
Liberty Bowl Memorial Stadium • Memphis, Tenn.



A driving rainstorm throughout the contest quickly turned the game into a defensive struggle.

Penn State took the lead 3-0 in the second quarter on a 33-yard field goal by Herb Menhardt. Menhardt added a 27-yard field goal late in the second quarter to push the margin to 6-0 at halftime.

That score held throughout the third quarter, but late in the period Tulane quarterback Roch Hontas began to find the passing touch he had displayed all season. He drove the Wave to the PSU eight-yard line where Ed Murray kicked a 26-yard field goal.

With time running down Hontas cranked another drive from the TU 27 to the Lion 8, from where Murray tied the score with another 26-yard field goal with

2:40 remaining.

The Nittany Lions faced a third-and-two from midfield with less than a minute to play, but converted with a halfback pass to the Tulane 11, and Menhardt kicked a 20-yard field goal for the victory.

Game Summary

Tulane	0	0	0	6	—	6
Penn State	0	6	0	3	—	9

PSU - Herb Menhardt 33 FG

PSU - Menhardt 27 FG

TU - Eddie Murray 26 FG

TU - Murray 26 FG

PSU - Menhardt 20 FG

	<u>Tulane</u>	<u>Penn State</u>
First Downs	10	17
Rushing (Att-Yards)	20-(-8)	58-242
Passing Yards	210	95
Total Offense	202	337
Pass (Comp-Att-Int)	21-39-0	6-11-2
Fumbles-Lost	1-0	2-2
Penalties-Yards	5-40	1-5

Rushing: (PSU) Rocco 8-11, Guman 3-11, Suhey 19-112, Moore 13-49, Warner 14-57, Coles 1-2. (TU) Hontas 8-(-31), Christian 6-12, Reginelli 4-6, Jones 1-1, Harris 1-4.


Passing: (PSU) Rocco 5-10-2-56, Coles 1-1-0-39. (TU) Hontas 21-39-0-210.

Receiving: (PSU) Scovill 3-34, Donovan 2-53, Guman 1-8. (TU) Alexis 7-77, Holman 4-47, Anderson 2-29, Reginelli 1-5, Christian 2-(-7), Griffin 3-50, Jones 2-9.

1980 Hall Of Fame Bowl

ARKANSAS 34 TULANE 15

Dec. 27, 1980 • 30,000
Legion Field • Birmingham, Ala.



Tulane carried a 7-4 record into the Hall of Fame Bowl against an Arkansas team that had been decimated by injuries during the year. However, the walking wounded returned by game time and the Razorbacks were as good as everyone thought they would be before the season.

Arkansas jumped to a 28-0 halftime lead. The Wave defense stood tall in the second half and held the Razorbacks to two field goals, and the offense finally got untracked in the final period.

The first score by the Wave came on a 62-yard pass from Nickie Hall to Marcus Anderson. It marked the first time in school history that the football team went to bowl games in consecutive years.

Game Summary

Arkansas	14	14	3	3	—	34
Tulane	0	0	0	15	—	15

UA - Tolbert 1 run (Ordonez kick)
 UA - Anderson 80 punt return (Ordonez kick)
 UA - Clyde 9 pass from Jones (Ordonez kick)
 UA - Anderson 46 run (Ordonez kick)
 UA - Ordonez 40 FG
 TU - Marcus Anderson 62 pass from Nickie Hall (Vince Manalla kick)
 UA - Ordonez 27 FG
 TU - Robinson 1 run (Hall run)

	Arkansas	Tulane
First Downs	22	18
Rushing (Att-Yards)	64-383	31-157
Passing Yards	83	241
Total Offense	466	398
Pass (Comp-Att-Int)	5-13-1	16-37-2
Fumbles-Lost	0-0	3-2
Penalties-Yards	1-19	3-15

Rushing: (UA) Tolbert 17-73 1TD, Anderson 11-156 1TD, Jones 14-36, Douglas 10-83, Pierce 4-23, Holloway 1-13, Walters 3-21, Mistler 1-1, Rudisall 1-1, Brewer 2-1. (TU) Lewis 5-45, Reginelli 5-8, K. Robinson 6-44 1TD, J. Jones 5-38, Hall 8-4, McCray 2-18.


Passing: (UA) Jones 5-13-1-83 1TD. (TU) Hall 16-37-2-241 1TD.

Receiving: (UA) Mason 2-15, Clyde 1-9 1TD, Walters 1-36, Holloway 1-23. (TU) Lewis 3-22, Reginelli 3-31, J. Jones 1-8, Holman 4-19, Griffin 2-59, Anderson 2-88 1TD, Franz 1-14.

1987 Independence Bowl

WASHINGTON 24 TULANE 12

Dec. 19, 1987 • 41,683
Independence Stadium • Shreveport, La.



Tulane carried a 6-5 record into its first bowl appearance in seven years against a 6-4-1 Washington squad.

Washington jumped to an early 7-0 lead, but Mitchell Price raced 44 yards on a punt return to tie the score. After the Huskies scored again, Todd Wiggins connected on a 21-yard field goal to make the score 14-10. Washington went on to lead 21-10 at the half, and the only scoring in the second half came on a Husky field goal and a Tulane safety.

The game saw Terrence Jones throw for 248 yards and rush for 91. All-America receiver Marc Zeno caught seven passes for 116 yards.

Game Summary

Washington	7	14	0	3	—	24
Tulane	0	10	0	2	—	12

UW - Covington 3 run (Brownlee kick)
 TU - Mitchell Price 44 punt return (Todd Wiggins kick)
 UW - Ames 5 pass from Chandler (Brownlee kick)
 TU - Wiggins 21 FG
 UW - Franklin 5 pass from Chandler (Brownlee kick)
 UW - Wyles 41 FG
 TU - Safety (Conklin kneels in end zone)

	Washington	Tulane
First Downs	22	21
Rushing (Att-Yards)	39-147	33-131
Passing Yards	249	248
Total Offense	396	379
Pass (Comp-Att-Int)	16-32-3	17-40-1
Fumbles-Lost	1-0	2-1
Penalties-Yards	10-67	7-73

Rushing: (UW) Weathersby 14-84, Jenkins 11-44, Chandler 5-23, Covington 4-12 1 TD, Conklin 2-(-3), Lewis 2-(-3), Franklin 1-(-10). (TU) Jones 18-91, Allen 4-26, Pierce 5-13, Hunter 2-5, Adams 3-13, Toney 1-(-17).


Passing: (UW) Chandler 15-30-3-234 2TD, Conklin 1-2-0-15. (TU) Jones 17-40-1-246.

Receiving: (UW) Weathersby 5-64, Franklin 4-61 1 TD, Slater 2-59, Ames 3-35 1TD, Jenkins 1-15, Lewis 1-15. (TU) Zeno 7-116, Pierce 2-58, McIntosh 3-17, Hunter 2-17, Adams 1-11, Nelson 1-17, Allen 1-18.

BOWL HISTORY

1998 Liberty Bowl TULANE 41 BYU 27

Dec. 31, 1998 • 52,197
Liberty Bowl Memorial Stadium • Memphis, Tenn.



Tulane capped its first 12-win season in school history with a surprisingly easy 41-27 win over WAC foe BYU in the 40th Anniversary Liberty Bowl.

In winning its first bowl game since the 1970 Liberty Bowl, the Green Wave built a 34-6 lead after three quarters against a BYU defense that was fifth nationally during the regular season.

QB Shaun King rushed for a game-high 109 yards, mostly on draw plays. King also passed for 276 yards and two touchdowns, including a 60-yard scoring strike to Kerwin Cook early in the second half to stake Tulane to a 27-6 lead.

BYU took an early 6-0 lead when Kevin Feterik found Ben Horton in the corner of the endzone for an 11-yard scoring toss. Tulane cut that lead to 6-3 on Brad Palazzo's 31-yard field goal.

On BYU's next possession, cornerback Michael Jordan stepped in front of a Feterik pass and raced 79 yards untouched down the sideline to give the Green Wave a 10-6 lead it wouldn't relinquish.

Game Summary

BYU	6	0	0	21	—	27
Tulane	10	10	14	7	—	41

BYU - Horton 11 pass from Feterik (kick failed), 8:49, 1st
 TU - Brad Palazzo 31 FG, 4:23, 1st
 TU - Michael Jordan 79 interception return (Palazzo kick), 1:35, 1st
 TU - Shaun King 3 run (Palazzo kick), 10:18, 2nd
 TU - Palazzo 23 FG, 0:41, 2nd
 TU - Kerwin Cook 60 pass from King (Palazzo kick), 13:48, 3rd
 TU - Jamaican Dartez 13 pass from King (Palazzo kick), 7:27, 3rd
 BYU - Cupp 3 run (Pochman kick), 11:38, 4th
 TU - Toney Converse 5 run (Palazzo kick), 9:24, 4th
 BYU - Cupp 18 pass from Feterik (Pochman kick), 8:06, 4th
 BYU - Mahe 3 run (Pochman kick), 1:30, 4th

	BYU	Tulane
First Downs	20	28
Rushing Att.-Yards	25-54	41-252
Passing Yards	267	276
Passing (C-A-I)	27-44-1	23-38-0
Total Offense	321	528
Punts-Avg.	7-33.6	4-41.5
Fumbles/Lost	3/0	2/0
Penalty-Yards	10-110	8-59
Time of Possession	28:45	31:15


Rushing: (BYU) Mahe 16-70 1TD, Cupp 3-4 1TD, Snowden 1-2, Feterik 5-(-22). (TU) King 16-109 1TD, Converse 18-103 1TD, Dartez 6-28, Franklin 1-12.

Passing: (BYU) Feterik 27-44-1-267 2TD; (TU) King 23-38-0-276 2TD.

Receiving: (BYU) Horton 6-67 1TD, Sitake 5-77, Mahe 5-30, Cupp 4-30 1TD, Ofahengauwe 3-42, Nuno 2-12, Rigell 1-5, Hooks 1-4; (TU) Dawson 6-83, Franklin 6-47, Cook 4-123 1TD, Burnette 3-12, Converse 3-(-2), Dartez 1-13 1TD.

2002 Hawai'i Bowl TULANE 36 HAWAII 28

Dec. 25, 2002 • 35,513
Aloha Stadium • Honolulu, Hawai'i



Tulane stunned the homestanding Hawai'i Warriors by scoring 26 straight points in the second and third quarters to win the inaugural Hawai'i Bowl, 36-28.

Trailing 14-6 at the half, the Green Wave put 20 points on the board to take a 26-14 lead.

Return specialist Lynaris Elpheage quickly turned things around for the Wave, taking a punt back 60 yards for Tulane's first touchdown of the day.

After Hawai'i's next drive stalled, the Warriors again punted to Elpheage. This time, he brought the ball back 56 yards to the 17-yard line. From there, J.P. Losman scored on a one-yard run and added the two-pointer, this time on a rush, to give the Wave a 20-14 lead.

The Tulane defense posted eight sacks while holding UH to 66 rushing yards and forcing three turnovers. Losman scored a pair of rushing TDs in addition to his 240 passing yards while Mewelde Moore netted 116 rushing yards.

Elpheage was named the game's MVP after totaling four punt returns for 143 yards and a pair of kickoff returns for 57 yards in addition to six tackles and a pass break-up.

Game Summary

Hawai'i	7	7	0	14	—	28
Tulane	0	6	20	10	—	36

UH- Thero Mitchell 1 run (Justin Ayat kick), 10:34, 1st
 UH- Josh Galeai 2 run (Ayat kick), 8:35, 2nd
 TU- Seth Marler 22 FG, 5:01, 2nd
 TU- Marler 37 FG, 2:28, 2nd
 TU- Lynaris Elpheage 60 punt return (J.P. Losman pass failed), 10:44, 3rd
 TU- Losman 1 run (Losman rush), 6:17, 3rd
 TU- Mewelde Moore 25 run (Losman pass failed), 2:16, 3rd
 UH- Justin Colbert 57 pass from Shawn Witherly-Allen (Ayat kick), 13:26, 4th
 TU- Losman 3 run (D. Davis pass from Losman), 8:54, 4th
 UH- Colbert 31 pass from Witherly-Allen (Ayat kick), 5:12, 4th
 TU- Team safety, 3:02, 4th

	Hawai'i	Tulane
First Downs (R-P-Pen)	23 (4-18-1)	25 (8-13-4)
Rushing Att.-Yards	22-66	44-144
Passing Yards	363	240
Passing (C-A-I)	32-52-1	20-39-0
Plays-Total Offense	74-429	83-384
Punts-Avg.	5-53.8	4-47.0
Fumbles/Lost	5/2	3/1
Penalty-Yards	12-88	6-64
3rd Down Conv.	7-of-16	6-of-18
4th Down Conv.	2-of-2	0-of-0
Time of Possession	28:11	31:49

Rushing: (UH) Mitchell 5-38 TD, Witherly-Allen 9-21, West 2-9, Galeai 1-2 TD, Owens 1-0, Chang 4-(-4); (TU) Moore 30-116 TD, Losman 12-21 2TD, Joseph 1-6, Coleman 1-1.

Passing: (UH) Witherly-Allen 18-31-1-239 2TD, Chang 14-21-0-124; (TU) Losman 20-39-0-240.

Receiving: (UH) Colbert 9-158 2TD, Cockheran 9-87, Ilaoa 4-34, Owens 3-12, Komine 2-36, Herbert 2-20, West 1-14, Jackson 1-4, Mitchell 1-(-2); (TU) Moore 6-80, Narcisse 5-64, Bush 3-43, C. Davis 2-28, Hoover 1-20, D. Davis 1-6, Smith 1-0.


2013 R+L Carriers New Orleans Bowl

LOUISIANA-LAFAYETTE 24

TULANE 21

Dec. 21, 2013 • 54,728

Mercedes-Benz Superdome • New Orleans, La.



Tulane senior running back Orleans Darkwa scored three touchdowns and was named game MVP, but the Green Wave came up short in its comeback bid and fell 24-21 to the University of Louisiana-Lafayette before a record crowd of 54,728 in the 2013 R+L Carriers New Orleans Bowl at the Mercedes-Benz Superdome.

Darkwa finished the game with 83 yards on 16 carries and became the first player on a losing team to receive the R+L Carriers New Orleans Bowl MVP award.

Ryan Grant grabbed seven receptions for 113 yards, while Powell was 10-of-21 for 223 yards and one interception. Junior safety Sam Scofield finished with 10 tackles to lead the Wave, while senior defensive tackle Julius Warmsley and sophomore defensive back Jordan Batiste each

recorded a pair of quarterback sacks.

Game Summary

Tulane	0	14	7	0	—	21
Louisiana-Lafayette	14	7	0	3	—	24

ULL - Elijah McGuire 27 run (Hunter Stover kick), 10:57, 1st
 ULL - Alonzo Harris 15 run (S. Brauchle kick), 2:10, 1st
 ULL - Corey Trim 82 interception return (Stover kick), 12:31, 2nd
 TU - Orleans Darkwa 1 run (Cairo Santos kick), 3:55, 2nd
 TU - Darkwa 7 run (Santos kick), 1:58, 2nd
 TU - Darkwa 22 run (Santos kick), 2:34, 3rd
 ULL - Stover 27 FG, 9:56, 4th

	Tulane	ULL
First Downs	15	19
Rushing Att.-Yards	28-102	46-168
Passing Yards	286	157
Passing (C-A-I)	15-30-3	14-21-2
Total Offense	388	325
Punts-Avg.	7-42.1	7-39.4
Fumbles/Lost	2-0	0-0
Penalty-Yards	10-85	7-73
Time of Possession	23:42	36:18

Rushing: (TU) Darkwa 16-83, Powell 5-14, Butler 3-7, Rounds 1-5, Montana 1-4, Kelley 1(-2); (ULL) Harris 13-74, McGuire 11-45, Nixon 7-29, Broadway 14-21.

Passing: (TU) Powell 10-21-1-223, Montana 5-8-1-63, Grant 0-1-1-0; (ULL) Broadway 12-19-2-143, Nixon 2-2-0-14.

Receiving: (TU) Grant 7-113, Shackleford 2-63, Banks 2-19, Breaux 1-42, Kelley 1-28, Butler 1-11, Marfisi 1-10; (ULL) McGuire 7-94, Robinson 4-50, Surgent 2-2, Harris 1-11.

ALL-TIME BOWL RESULTS (4-7)

YR	BOWL	SITE	OPP.	SCORE
1931	Rose	Pasadena, Calif.	USC	L, 21-12
1934	Sugar	New Orleans, La.	Temple	W, 20-14
1939	Sugar	New Orleans, La.	Texas A&M	L, 14-13
1970	Liberty	Memphis, Tenn.	Colorado	W, 17-3
1973	Astro-Bluebonnet	Houston, Texas	Houston	L, 47-7
1979	Liberty	Memphis, Tenn.	Penn State	L, 9-6
1980	Hall of Fame	Birmingham, Ala.	Arkansas	L, 34-15
1987	Independence	Shreveport, La.	Washington	L, 24-12
1998	Liberty	Memphis, Tenn.	BYU	W, 41-27
2002	Hawaii	Honolulu, Hawaii	Hawaii	W, 36-28
2013	New Orleans	New Orleans, La.	ULL	L, 24-21

BOWL RECORDS

INDIVIDUAL RECORDS

TOTAL OFFENSE

Plays	58	Terrence Jones	1987 Independence
Yards	385	Shaun King	1998 Liberty

RUSHING

Attempts	30	Mewelde Moore	2002 Hawai'i
Yards	128	David Abercrombie	1970 Liberty
Avg. (min. 10 att.)	8.3	Wop Glover (14-117)	1932 Rose
Touchdowns	3	Orleans Darkwa	2013 New Orleans

PASSING

Attempts	40	Terrence Jones	1987 Independence
Completions	23	Shaun King	1998 Liberty
Percentage	.605	Shaun King	(23 of 38) 1998 Liberty
Yards	276	Shaun King	1998 Liberty
Touchdowns	2	Shaun King	1998 Liberty

RECEIVING

Receptions	7	Alton Alexis	1979 Liberty
	7	Marc Zeno	1987 Independence
	7	Ryan Grant	2013 New Orleans
Yards	123	Kerwin Cook	1998 Liberty
Touchdowns	2	Dick Hardy	1935 Sugar

SCORING

Touchdowns	3	Orleans Darkwa	2013 New Orleans
PATs Made	5	Brad Palazzo	1998 Liberty
PAT Attempts	5	Brad Palazzo	1998 Liberty
2-Pt PATs Att.	4	J.P. Losman	2002 Hawai'i
2-Pt PATs Made	1	by three players	
FG Attempts	5	Seth Marler	2002 Hawai'i
FG Made	2	Brad Palazzo	1998 Liberty
	2	Ed Murray	1979 Liberty
	2	Seth Marler	2002 Hawai'i

PUNTING

Punts	9	Howard McNeill	1973 Astro-Bluebonnet
Yards	353	Howard McNeill	1973 Astro-Bluebonnet
Avg. (Min. 5)	48.4	Peter Picerelli	2013 New Orleans

INTERCEPTIONS

Interceptions	2	James McKinley	1987 Independence
Yards	79	Michael Jordan	1998 Liberty

KICKOFF RETURNS

Returns	5	Martin Mitchell	1973 Astro-Bluebonnet
Yards:	154	Martin Mitchell	1973 Astro-Bluebonnet
Avg. (Min. 2)	30.8	Martin Mitchell (5-154)	1973 Astro-Bluebonnet
Touchdowns	1	Monk Simons	1935 Sugar Bowl

PUNT RETURNS

Returns	6	Don Zimmerman	1932 Rose
Yards	143	Lynaris Elpheage	2002 Hawai'i
Avg. (Min. 2)	35.8	Lynaris Elpheage (4-143)	2002 Hawai'i
Touchdowns	1	Bobby Kellogg	1940 Sugar
	1	Mitchell Price	1987 Independence
	1	Lynaris Elpheage	2002 Hawai'i

LONGEST PLAY

Rush	58	Wop Glover	1932 Rose
Pass	62	N. Hall to M. Anderson	1980 Hall of Fame
Punt	61	Deron Smith (twice)	1987 Independence
Kickoff Return	85	Monk Simons	1935 Sugar
Int. Return	79	Michael Jordan	1998 Liberty
Punt Return	76	Bobby Kellogg	1940 Sugar

TEAM RECORDS

TOTAL OFFENSE

Plays	83	vs. Hawai'i	2002 Hawai'i
Yards	528	vs. BYU	1998 Liberty

RUSHING

Attempts	55	vs. Southern Cal	1932 Rose
Yards	279	vs. Southern Cal	1932 Rose
Average	6.1 yds.	vs. BYU	1998 Liberty
Touchdowns	3	vs. Hawai'i	2002 Hawai'i

PASSING

Attempts	40	vs. Washington	1987 Independence
Completions	23	vs. BYU	1998 Liberty
Percentage	.605	vs. BYU	1998 Liberty
Yards	276	vs. BYU	1998 Liberty
Fewest Ints.	0	vs. four teams	
Interceptions	4	vs. Houston	1973 Astro-Bluebonnet
Touchdowns	2	vs. BYU	1998 Liberty
	2	vs. Temple	1935 Sugar

FIRST DOWNS

Total	28	vs. BYU	1998 Liberty
Rushing	14	vs. BYU	1998 Liberty
Passing	13	vs. Hawai'i	2002 Hawai'i
Penalty	4	vs. Hawai'i	2002 Hawai'i

PUNTING

Total	11	vs. Texas A&M	1940 Sugar
Fewest	4	vs. BYU	1998 Liberty
	4	vs. Hawai'i	2002 Hawai'i
Yards	374	vs. Texas A&M	1940 Sugar
Average	47.0	vs. Hawai'i	2002 Hawai'i

PENALTIES

Most	10	vs. Louisiana-Lafayette	2013 New Orleans
Fewest	2	vs. Temple	1935 Sugar
	2	vs. Texas A&M	1940 Sugar

KICKOFF RETURNS

Number	8	vs. Houston	1973 Astro-Bluebonnet
Yards	225	vs. Houston	1973 Astro-Bluebonnet

PUNT RETURNS

Punt Returns	6	vs. Southern Cal	1932 Rose
	6	vs. Temple	1935 Sugar
	6	vs. Texas A&M	1940 Sugar
Yards	143	vs. Hawai'i	2002 Hawai'i

SCORING

Most Points	41	vs. BYU	1998 Liberty
Fewest Points	6	vs. Penn State	1979 Liberty

INTERCEPTIONS

Number	3	vs. Washington	1987 Independence
Yards	79	vs. BYU	1998 Liberty

DEFENSE*

Total Yards	175	by Colorado	1970 Liberty
Rushing Yards	54	by BYU	1998 Liberty
Passing Yards	19	by Temple	1935 Sugar
First Downs	9	by Southern Cal	1932 Rose

*denotes fewest allowed

ATTENDANCE RECORDS

SINGLE-GAME HIGHS

ALL SITES

	Opponent	Date	Score	H/A	Attend.
1.	Alabama	9/6/2008	L 6-20	A	92,138
2.	LSU	11/1/2008	L 10-35	A	92,136
3.	LSU	10/31/2009	L 0-42	A	92,031
4.	LSU	9/1/2001	L 17-48	A	91,782
5.	LSU	12/1/73	W 14-0	H	86,598
6.	LSU	12/2/72	L 3-9	H	85,372
7.	Michigan	9/30/72	L 7-41	A	84,162
8.	LSU	11/22/58	L 0-62	H	83,221
9.	Alabama	9/4/93	W 17-31*	A	83,091
10.	LSU	11/19/66	L 7-21	H	82,567

SUPERDOME (Tulane Games Only)

	Opponent	Date	Score	Attend.
1.	LSU	11/17/79	L 13-24	73,496
2.	LSU	11/19/77	L 17-20	72,025
3.	LSU	11/28/81	W 48-7	71,546
4.	LSU	11/22/75	L 6-42	70,850
5.	LSU	11/21/87	L 36-41	70,168
6.	LSU	11/30/85	L 19-31	64,194
7.	Georgia Tech	10/25/75	L 0-23	63,333
8.	LSU	10/29/2007	L 9-34	58,769
9.	Mississippi St.	9/4/82	L 21-30	53,641
10.	Georgia Tech	10/27/79	W 12-7	51,963

TULANE STADIUM (Tulane Games Only)

	Opponent	Date	Score	Attend.
1.	LSU	12/1/73	W 14-0	86,598
2.	LSU	12/2/72	L 3-9	85,372
3.	LSU	11/22/58	L 0-62	83,221
4.	LSU	11/19/66	L 7-21	82,567
5.	LSU	11/28/70	L 14-26	81,233
6.	LSU	11/26/49	L 0-21	79,292
7.	Texas A&M	1/1/40	L 13-14	73,000
	LSU	11/26/60	L 6-17	73,000

TULANE STADIUM (All Games)

	Teams (Game)	Date	Score	Attend.
1.	Tulane def. LSU (regular season)	12/1/73	14-0	86,598
2.	LSU def. Tulane (regular season)	12/2/72	9-3	85,372
3.	Notre Dame def. Alabama (Sugar Bowl)	1/1/73	24-23	85,161
4.	Oklahoma def. Auburn (Sugar Bowl)	1/1/72	40-22	84,031
5.	LSU def. Tulane (regular season)	11/22/58	62-0	83,221
6.	Alabama def. Arkansas (Sugar Bowl)	1/1/62	10-2	82,910
7.	LSU def. Tulane (regular season)	1/19/66	21-7	82,567
8.	Arkansas def. Georgia (Sugar Bowl)	1/1/69	16-2	82,113
9.	Oklahoma def. LSU (Sugar Bowl)	1/1/50	35-0	82,000
	Alabama def. Nebraska (Sugar Bowl)	1/1/67	34-7	82,000
11.	LSU def. Tulane (regular season)	11/28/70	26-14	81,233
12.	Mississippi def. LSU (Sugar Bowl)	1/1/60	21-0	81,141
13.	Dallas def. Miami (Super Bowl VI)	1/16/72	24-3	81,023
14.	Pittsburgh def. Minnesota (Super Bowl IX)	1/12/75	16-6	80,997
15.	Kansas City def. Minnesota (Super Bowl IV)	1/11/70	23-7	80,562

SEASON HIGHS

ALL GAMES (Total)

	Year	Games (H/A)	Record	Average	Total
1.	1980	12 (6/6)	7-5	41,132	493,579
2.	1973	12 (7/5)	9-3	40,072	480,865
3.	1975	11 (7/4)	4-7	41,485	456,340
4.	1979	12 (6/6)	7-5	37,055	444,659
5.	1985	11 (5/6)	1-10	39,770	437,471
6.	1987	12 (6/6)	6-6	36,167	433,998
7.	1984	11 (4/7)	3-8	39,065	429,717
8.	1986	11 (7/4)	4-7	38,535	423,889
9.	1946	10 (8/2)	3-7	41,851	418,513
10.	2008	12 (6/6)	2-10	34,402	418,513

ALL GAMES (Average)

	Year	Games (H/A)	Record	Total	Average
1.	1946	10 (8/2)	3-7	418,513	41,851
2.	1975	11 (7/4)	4-7	456,340	41,485
3.	1980	12 (6/6)	7-5	493,579	41,132
4.	1973	12 (7/5)	9-3	480,865	40,072
5.	1985	11 (5/6)	1-10	437,471	39,770
6.	1960	10 (4/6)	3-6-1	394,500	39,450
7.	1984	11 (4/7)	3-8	429,717	39,065
8.	1986	11 (7/4)	4-7	423,889	38,535
9.	1981	11 (6/5)	6-5	411,773	37,434
10.	1979	12 (6/6)	7-5	444,659	37,055

HOME GAMES (Total)

	Year	Games	Record	Average	Total
1.	1973	7	7-0	46,025	322,175
2.	1975	7	1-6	44,160	309,120
3.	1979	6	6-0	48,145	288,870
4.	1946	8	3-5	34,334	274,672
5.	1945	8	2-5-1	33,806	270,448
6.	1981	6	4-2	43,884	263,304
7.	1982	7	3-4	34,154	239,075
8.	1987	6	5-1	39,240	235,440
9.	1980	6	3-3	38,501	231,006
10.	1986	7	3-4	32,029	224,202

HOME GAMES (Average)

	Year	Games	Record	Total	Average
1.	1960	4	1-2-1	209,000	52,250
2.	1979	6	6-0	288,870	48,145
3.	1973	7	7-0	322,175	46,025
4.	1975	7	1-6	309,120	44,160
5.	1981	6	4-2	263,304	43,884
6.	1987	6	5-1	235,440	39,240
7.	1966	5	3-1-1	194,220	38,844
8.	1980	6	3-3	231,006	38,501
9.	1974	5	3-2	185,515	37,103
10.	1972	5	4-1	185,085	37,017

* - Alabama later forfeited game.

SUPERDOME COLLEGIATE RECORDS [1975-2013]

INDIVIDUAL RECORDS

Total Offense

Plays	65	Shane Matthews of Florida*.....	1/1/92
		(7 rushes, 58 passes vs. Notre Dame)	
Yards	484	Terrence Jones of Tulane.....	9/13/86
		(96 rushing, 388 passing vs. TCU)	

Rushing

Att	44	Matt Forté of Tulane vs. Memphis.....	10/27/07
Yards	343	Tony Jeffery of TCU vs. Tulane.....	9/13/86
TDs	5	Matt Forté of Tulane vs. Southeastern La.....	9/22/07
	5	Tony Jeffery of TCU vs. Tulane.....	9/13/86

Passing

Att	58	Shane Matthews of Florida vs. Notre Dame*.....	1/1/92
Comp	41	Chris Redman of Louisville vs. Tulane.....	10/17/98
Yards	482	Tim Tebow of Florida vs. Cincinnati*.....	1/1/10
Int	5	Buddy Gilbert of Tulane vs. LSU.....	11/22/75
	5	Terrence Jones of Tulane vs. Memphis.....	9/24/88
TDs	5	Ryan Griffin vs. UAB.....	10/27/12
	5	Patrick Ramsey of Tulane vs. UL Lafayette.....	9/18/99
	5	Shaun King of Tulane vs. Houston.....	11/21/98
	5	Nickie Hall of Tulane vs. Rice.....	9/20/80
	5	Deron Smith of Tulane vs. Memphis.....	11/4/89

Receiving

Rec	16	JaJuan Dawson of Tulane vs. SMU (218 yds).....	9/11/99
Yards	238	Marc Zeno of Tulane vs. UL Lafayette (12 rec).....	11/14/87
TDs	4	Robert Griffin of Tulane vs. Rice.....	9/20/80

Scoring/Kicking

Points	30	Matt Forté of Tulane vs. Southeastern La.....	9/22/07
	30	Tony Jeffery of TCU vs. Tulane.....	9/13/86
TDs	5	Tony Jeffery of TCU vs. Tulane.....	9/13/86
FG Att	5	On Several Occasions; Last by Cairo Santos vs. East Carolina.....	10/12/13
FG	5	Cairo Santos vs. East Carolina.....	10/12/13
	5	Arden Czyzewski of Florida vs. Notre Dame*.....	1/1/92
	5	Brian Lee of Mississippi vs. Tulane.....	8/31/91
PAT Att	10	Brad Palazzo of Tulane vs. UL Lafayette.....	10/31/98
PATs	10	Brad Palazzo of Tulane vs. UL Lafayette.....	10/31/98
Pts by Kicker	18	Cairo Santos of Tulane vs. East Carolina.....	10/12/13
		(5 field goals; 3 PAT)	

Defense

Int	3	Clinton Burrell of LSU vs. Tulane.....	11/22/75
-----	---	--	----------

Longest Plays

Rush	92	Leonard Henry (TD).....	9/8/01
		(of East Carolina vs. Tulane)	
Pass	84	Nickie Hall to Marcus Anderson (TD).....	10/4/80
		(of Tulane vs. SMU)	
FG	54	Mark Olivari of Tulane vs. Air Force.....	11/8/75
	54	Ed Murray of Tulane vs. Memphis.....	10/28/78
Punt	73	Chris Beckman of Tulane vs. East Carolina.....	11/22/03
KO Ret	100	Fred Smith (TD) of Tulane vs. TCU.....	9/1/03
	100	Ottis Anderson (TD) of Miami (Fla.) vs. Tulane.....	11/4/78
Punt Ret	85	Dwayne Jupiter (TD).....	11/26/83
		(of Grambling State vs. Southern - Bayou Classic)	
Int Ret	99	Derrick Strozier of Tulane vs. East Carolina.....	10/12/13
	99	Treg Songy (TD) of Tulane vs. Florida State.....	9/17/83

*Sugar Bowl

**New Orleans Bowl

TEAM RECORDS

Total Offense

Yards	706	Tulane vs. UL Lafayette.....	10/31/98
-------	-----	------------------------------	----------

Rushing

Attempts	76	West Virginia vs. Tulane.....	11/6/76
Yards	513	UL Lafayette vs. Tulane.....	11/1/86
TD	6	Tulane vs. Louisiana Tech.....	11/26/98
	6	Tulane vs. Cincinnati.....	10/27/90
	6	USL vs. Tulane.....	11/1/86
	6	TCU vs. Tulane.....	9/13/86

Passing

Attempts	58	Tulane vs. LSU.....	11/30/85
	58	Florida vs. Notre Dame, Sugar Bowl.....	1/1/92
Comp	41	Louisville vs. Tulane.....	10/17/98
Yards	492	UL Lafayette vs. San Deigo State**.....	1/1/10
TD	5	Tulane vs. UAB.....	10/27/12
	5	Tulane vs. UL Lafayette.....	10/16/99
	5	Tulane vs. Houston.....	11/21/98
	5	Tulane vs. UL Lafayette.....	10/31/98
	5	Tulane vs. Rice.....	9/20/80
	5	Tulane vs. Memphis.....	11/4/89
Int	5	Tulane vs. LSU.....	11/22/75
	5	Tulane vs. Memphis.....	9/24/88

Scoring/Kicking

Points	72	Tulane vs. UL Lafayette.....	10/31/98
TD	10	Tulane vs. UL Lafayette.....	10/31/98
Return TD	3	Grambling State vs. Southern.....	11/26/77
FG Att	5	On Several Occasion Last by Tulane vs. East Carolina.....	10/12/13
FG	5	Tulane vs. East Carolina.....	10/12/13
	5	Mississippi vs. Tulane.....	8/31/92
	5	Florida vs. Notre Dame*.....	1/1/92
PAT Att	10	Tulane vs. UL Lafayette.....	10/31/98
PAT Made	10	Tulane vs. UL Lafayette.....	10/31/98

TULANE IN THE SUPERDOME

All-Time Record.....	98-122/ 447 (38 seasons)
First Game.....	Sept. 20, 1975
Opponent.....	Mississippi
Result.....	W 14-3
100th Game.....	Oct. 5, 1991
Opponent.....	SMU
Result.....	L 31-17
Largest Attendance.....	73,496
Date.....	Nov. 24, 1979
Opponent.....	LSU
Result.....	W 24-13
Highest Season Attendance Average.....	47,645
Year.....	1979
No. of Games.....	6
Undefeated Home Seasons.....	1979 & 1998

Year-By-Year Results

1975.....	1-6	1988.....	4-4	2001.....	2-3
1976.....	1-5	1989.....	3-3	2002.....	4-2
1977.....	2-3	1990.....	2-4	2003.....	2-2
1978.....	3-2	1991.....	1-5	2004.....	3-2
1979.....	6-0	1992.....	1-4	2006.....	3-2
1980.....	4-2	1993.....	2-3	2007.....	2-5
1981.....	4-2	1994.....	0-5	2008.....	2-3
1982.....	3-4	1995.....	1-4	2009.....	2-4
1983*.....	1-5	1996.....	1-5	2010.....	2-5
1984.....	2-2	1997.....	4-2	2011.....	1-5
1985.....	1-4	1998.....	6-0	2012.....	2-5
1986.....	3-4	1999.....	3-2	2013^.....	5-2
1987.....	5-1	2000.....	4-1		

*includes two forfeits
^includes New Orleans Bowl

TULANE FOOTBALL 2017 SCHEDULE



SEPT. 2		YULMAN STADIUM
SEPT. 9		ANNAPOLIS, MD.
SEPT. 16		NORMAN, OKLA.
SEPT. 23		YULMAN STADIUM
OCT. 7		YULMAN STADIUM
OCT. 14		MIAMI, FLA.
OCT. 21		YULMAN STADIUM
OCT. 27 (FRI.)		MEMPHIS, TENN.
NOV. 4		YULMAN STADIUM
NOV. 11		GREENVILLE, N.C.
NOV. 18		YULMAN STADIUM
NOV. 25		DALLAS, TEXAS
DEC. 3	AMERICAN ATHLETIC CONFERENCE CHAMPIONSHIP	