

2017

2017 TENNESSEE FOOTBALL

MEDIA GUIDE



@VOL_FOOTBALL
UTSPORTS.COM

JOSH MALONE

CINCINNATI BENGALS
ROUND 4 PICK 128

JOSH DOBBS

PITTSBURGH STEELERS
ROUND 4 PICK 155

CAM SUTTON

PITTSBURGH STEELERS
ROUND 5 PICK 94



JALEN REEVES-MAYBIN

DETROIT LIONS
ROUND 4 PICK 184

ALVIN KAMARA

NEW ORLEANS SAINTS
ROUND 3 PICK 67

DEREK BARNETT

PHILADELPHIA EAGLES
ROUND 1 PICK 14

6 VOLTS SELECTED IN 2017 NFL DRAFT
MOST UT SELECTIONS IN FIRST FOUR ROUNDS IN 15 YEARS



DEREK BARNETT TENNESSEE'S 46TH FIRST ROUND PICK



■ QUICK FACTS

THE BASICS

Location (Founded): Knoxville, Tenn. (1794)
Conference: Southeastern
Enrollment: 28,052
Colors: Orange & White
Nickname: Volunteers
Mascot: Smokey X
Band: Pride of the Southland
Chancellor: Dr. Beverly J. Davenport
Faculty Representative: Dr. Donald Bruce
Vice Chancellor/Dir. of Athletics: John Currie
Athletic Dept. Phone: 865.974.1220

FACILITY INFORMATION

Facility (Opened): Neyland Stadium (1921)
Capacity: 102,455 (Fifth-largest in CFB)
Surface: Tifway 419 Bermuda Hybrid Grass
Record at Neyland Stadium: 460-124-17 (.780)

HISTORY

First Year of Football: 1891
All-Time Overall Record: 829-375-53 (.681)
All-Time SEC Record: 334-199-19 (.622)
SEC Championships: 13
 (1998, 1997, 1990, 1989, 1985, 1969, 1967, 1956, 1951, 1946, 1940, 1939, 1938)
SEC Eastern Division Championships: 5
 (2007, 2004, 2001, 1998, 1997)
SEC Championship Games: 5
National Championships: 6
 (1998, 1967, 1951, 1950, 1940, 1938)
BCS Titles: 1 (1998)

TEAM INFORMATION

2016 Overall Record: 9-4
Home / Away / Neutral: 6-1 / 1-3 / 2-0
SEC Record: 4-4 **SEC Finish:** 2nd East
Home / Away: 3-1 / 1-3
Starters Returning In 2017: 14

COACHING STAFF

Head Coach: Butch Jones
Assoc. Head Coach/Def. Line: Brady Hoke
Offensive Coordinator/TEs: Larry Scott
Defensive Coordinator: Bob Shoop
Asst. Head Coach/RBs/Recruiting Coordinator: Robert Gillespie
DBs/ST Coordinator: Charlton Warren
LBs/Defensive Run Game Coordinator: Tommy Thigpen
QBs: Mike Canales
WRs: Kevin Beard
Offensive Line: Walt Wells
Strength & Conditioning: Rock Gullickson
Off. Quality Control: Gerald Brown
Def. Quality Control: Eric Lewis
Off. Quality Control: Kort Shankweiler
Def. Quality Control: Ryan Slowik
Def. Quality Control: Stephen Smith
Off. Quality Control: Tony Sorrentino
ST Quality Control: Kyle Visciglia
ST Quality Control: Ryan West
Off. Graduate Asst.: Cameron Clemmons
Off. Graduate Asst.: Caleb Cox
Def. Graduate Asst.: Nathan Ollie
Def. Graduate Asst.: Jon Shalala

■ 2017 SCHEDULE

Date	Opponent	Site
Sept. 4	Georgia Tech (Chick-fil-A Kickoff)	Atlanta, Ga.
Sept. 9	Indiana State	Knoxville, Tenn.
Sept. 16	at Florida*	Gainesville, Fla.
Sept. 23	Massachusetts	Knoxville, Tenn.
Sept. 30	Georgia*	Knoxville, Tenn.
Oct. 14	South Carolina*	Knoxville, Tenn.
Oct. 21	at Alabama*	Tuscaloosa, Ala.
Oct. 28	at Kentucky*	Lexington, Ky.
Nov. 4	Southern Mississippi	Knoxville, Tenn.
Nov. 11	at Missouri*	Columbia, Mo.
Nov. 18	LSU*	Knoxville, Tenn.
Nov. 25	Vanderbilt*	Knoxville, Tenn.

*Bold indicates home game // * indicates SEC game*



@Vol_Football



Facebook.com/VolFootball



@Vol_Football



YouTube.com/
UTSportsTVFootball



UTSports.com/Football

MEDIA RELATIONS

Zach Stipe

Director of Football Communications
 Cell: 865-244-6119
 Email: zstipe@tennessee.edu

Stephen K. Lee

Assistant Director/Media Relations
 Cell: 504-259-0907
 Email: sklee@utk.edu

Sean Barows

Assistant Director/Media Relations
 Cell: 561-312-9432
 Email: sbarows@utk.edu

Rachel Gunia

Graduate Assistant/Media Relations
 Cell: 815-488-8595
 Email: rgunia@utk.edu

TABLE OF CONTENTS

GENERAL INFO

1	2017 Quick Facts
2	Table of Contents
4	Numerical Roster
5	Pronunciation Guide
6	Alphabetical Roster
8	Positional Breakdown
9	Geographical Breakdown
10	2017 Opponents

STAFF

16	Butch Jones
19	Brady Hoke
20	Larry Scott
21	Bob Shoop
22	Robert Gillespie
22	Charlton Warren
23	Tommy Thigpen
24	Mike Canales
25	Kevin Beard
25	Walt Wells
26	Rock Gullickson
27	Steve Stripling
28	Jake Kirkendall
28	Bob Welton
28	Eric Josephs
29	Ike Brown
29	Antone Davis
29	Joe Harrington
30	Condredge Holloway
30	Roger Frazier
31	Jason McVeigh
31	Dr. Chris Klentak
32	Quality Control
35	Graduate Assistants
37	Support Staff
38	Dr. Beverly Davenport
38	Dr. Donald Bruce
39	John Currie
41	Senior Athletics Staff
42	Expanded Senior Athletics Staff

TENNESSEE VOLUNTEERS

44	Micah Abernathy
45	Paul Bain
45	Terrell Bailey
46	Dillon Bates
46	Brandon Benedict
47	Kivon Bennett
47	Elliott Berry
48	Evan Berry
50	Daniel Bituli
50	Ja'Quain Blakely
51	Venzell Boulware
51	Devante Brooks
51	James Brown
52	Baylen Buchanan
52	La'Trell Bumphus
52	Matthew Butler
53	Tyler Byrd

54	K'Rojhn Calbert
54	Marquez Callaway
55	Joey Cave
55	Ty Chandler
55	Brent Cimaglia
56	Trey Coleman
56	Andrew Craig
56	Eric Crosby
57	Trevor Daniel
58	Quinten Dormady
59	Taeler Dowdy
59	Joe Doyle
60	Thomas Edwards
60	Princeton Fant
60	Logan Fetzner
61	Carlin Fils-aime
61	Brian Garvey
62	MaLeik Gatewood
62	Rashaan Gauden
63	Jeff George
63	Maleik Gray
64	Jarrett Guarantano
64	Chance Hall
65	D.J. Henderson
65	Parker Henry
65	Nick Humphrey
66	Will Ignont
66	Theo Jackson
67	Jauan Jennings
68	Alexis Johnson
69	Brandon Johnson
69	Deandre Johnson
70	Jakob Johnson
70	Ryan Johnson
71	Jack Jones
71	Jacquez Jones
72	Tim Jordan
72	Colton Jumper
73	Joe Keeler
73	John Kelly
75	Todd Kelly Jr.
76	Brett Kendrick
77	Darrin Kirkland Jr.
78	Landon Knoll
78	Jonathan Kongbo
79	Cheyenne Labruzzo
79	Riley Locklear
80	Riley Lovingood
80	Justin Martin
81	Will McBride
81	Cortez McDowell
82	Reginald Kahlil McKenzie Jr.
83	Elijah Medford
84	Aaron Medley
86	Cooper Melton
86	TJ Minnifee
86	Richard Mize Jr.
87	Emmanuel Moseley
88	Jordan Murphy
88	Nathan Niehaus
89	Chip Omer

89	Marquill Osborne
90	Solon Page III
90	Josh Palmer
90	Kyle Phillips
91	Quay Picou
92	Austin Pope
92	Jake Powers
93	Shanon Reid
93	Drew Richmond
94	Jashon Robertson
95	Quart'e Sapp
95	Shawn Shamburger
96	Austin Smith
96	Josh Smith
96	Trey Smith
98	Marcus Tatum
98	Darrell Taylor
99	Ryan Thaxton
99	Coleman Thomas
100	Shy Tuttle
101	Kendal Vickers
102	Nigel Warrior
102	Seth Washington
103	Shaq Wiggins
103	Latrell Williams
104	Eli Wolf
104	Ethan Wolf

2016 REVIEW

108	Schedule and Results
109	Team Statistics
113	Offensive Stats
114	Defensive Stats
115	Special Team Stats
116	Miscellaneous Stats
117	Red Zone Stats/Video Reviews
118	Starting Lineups
119	Participation
120	Individual Superlatives
121	Team Superlatives/Big Plays
122	Big Plays
123	The Last Time
125	2016 Game Recaps

HISTORY

140	History Of Tennessee Football
146	Neyland Stadium History
149	Neyland Stadium Renovations
151	Attendance Records
152	Traditions

HONORS

156	College Football Hall of Fame
159	General Robert R. Neyland
161	Bowden Wyatt
162	Doug Dickey
163	Phillip Fulmer
164	National Awards
166	All-Americans
181	All-SEC First Team
183	All-SEC Second & Third Teams

185	SEC Awards
186	Freshmen Awards
187	SEC Weekly Honors
189	Tennessee Sports Hall of Fame
190	Hall of Fame & Other Honors
191	Spring Football Awards
192	Team Awards
193	Postseason All-Star Games
195	Academic Honors/Scholarships
197	Peyton Manning Scholarship
198	SEC Academic Honor Roll

VOLMANAC

202	Retired Numbers
203	All-Time Lettermen
218	All-SEC and All-Americans By Number
219	Head Football Managers
220	All-Time Uniform Numbers
234	Lettermen By Hometown
247	All-Time Football Staff
251	All-Time GAs/Quality Control
253	All-Time Starting Lineups
259	Vols In NFL Draft History (Year)
262	Vols In NFL Draft History (Team)
266	Vols In Pro Football
273	Vols In The Super Bowl
273	Vols In The Pro Bowl
274	Year-By-Year Records
276	Coaching Records
277	Game-By-Game Results
294	Series Records vs. Opponents
295	All-Time Series Results
304	Vols On Television
308	Margins/Streaks
309	Program Milestones
310	Homecoming
311	Tennessee in the Polls
312	Tennessee in the Final Polls

318	Tennessee vs. Ranked Opp.
321	All-Time Non-Saturday Games
322	Record By State
324	Record By Calendar Date
334	Miscellaneous Records
335	Overtime Records

RECORDS

338	UT in NCAA/SEC Record Books
339	SEC/NCAA Statistical Champions
340	Individual Football Records
343	Team Offense Records
344	Team Defense Records
345	Total Offense Records
347	Passing Records
351	Rushing Records
353	200, 100-Yard Rushing Games
356	Receiving Records
357	200, 100-Yard Receiving Games
359	100-Yard Rushing/Receiving Games
360	All-Purpose Records
349	Scoring Records
363	Punting Records
364	Punt Returns Records
365	Kickoff Returns Records
366	Total Kick Returns Records
367	Defense Records
370	Offense Year-By-Year
371	Defense Year-By-Year
372	Season-By-Season Specialty Defense
373	Opponent Records
375	Bowl Game-By-Game History
376	Bowl Facts
377	Bowl Recaps
377	1931 NY Charity/1939 Orange
378	1940 Rose/1941 Sugar

379	1943 Sugar/1947 Orange
380	1951 Cotton
381	1952 Sugar/1953 Cotton
382	1957 Sugar/1957 Gator
383	1965 BlueBonnet/1966 Gator
384	1968 Orange/1969 Cotton
385	1969 Gator/1971 Sugar
386	1971 Liberty/1972 BlueBonnet
387	1973 Gator/1974 Liberty
388	1979 BlueBonnet/1981 Garden State
389	1982 Peach/1983 Florida Citrus
390	1984 Sun/1986 Sugar
391	1986 Liberty/1988 Peach
392	1990 Cotton/1991 Sugar
393	1992 Fiesta Bowl/1993 Hall of Fame
394	1994 Florida Citrus/1994 Gator
395	1996 Florida Citrus/1997 Florida Citrus
396	1998 Orange/1999 Fiesta
397	2000 Fiesta/2001 Cotton
398	2002 Florida Citrus/2002 Peach
399	2004 Peach/2005 Cotton
400	2007 Outback/2008 Outback
401	2009 Chick-Fil-A/2010 Music City
402	2015 TaxSlayer
404	2016 Outback
405	Bowl Hall of Fame
406	Bowl Records
419	JV Game-By-Game History

MEDIA INFO

421	Vol Network
424	Tennessee Media Information

GUIDE CREDITS

The 2017 Tennessee Football Guide has been compiled from information originally presented on UTSports.com and previous Tennessee Football Guides.

Editors: Stephen K. Lee, Zach Stipe, Sean Barows and Rachel Gunia

Editorial Assistance: Kellen Hiser, Tom Satkowiak, Hagan Harman, Tyler Goldberg, Chase Cardoza,

Cover Design: Valerie Childers, Evan Ford

Interior Design: Amanda Pruitt

Photography: Donald Page, Craig Bisacre, Kyle Zedaker, John Gollieher and Vol Photos

Printing: CCM Photo Books. To purchase, go to volwallart.com.

The University of Tennessee is an EEO/AA/Title VI/Title IX/Section 504/ADA/ADEA institution in the provision of its education and employment programs and services.



COLLEGIATE LICENSED VOL WALL ART CREATED WITH THE SAME PASSION AS YOUR TENNESSEE SPIRIT.

VOLWALLART.COM

2017 NUMERICAL ROSTER

No.	Name	Pos.	Ht.	Wt.	Cl.	Hometown/High School/Previous School
1	Marquez Callaway	WR	6-2	199	SO	Warner Robins, Ga./Warner Robins
1	Jonathan Kongbo	DL	6-6	264	RS JR	Surrey, B.C./Holy Cross H.S./Arizona Western
2	Jarrett Guarantano	QB	6-4	200	RS FR	Lodi, N.J./Bergen Catholic
2	Shy Tuttle	DL	6-2	308	JR	Midway, N.C./North Davidson
3	Ty Chandler	RB	5-11	195	FR	Nashville, Tenn./Montgomery Bell Academy
3	Marquill Osborne	DB	5-11	188	SO	Cornelius, N.C./William Amos Hough
4	Maleik Gray	DB	6-2	191	FR	Lavergne, Tenn./Lavergne
4	John Kelly	RB	5-9	205	JR	Detroit, Mich./Oak Park
5	Josh Palmer	WR	6-2	198	FR	Brampton, Ontario, Canada/St. Thomas Aquinas (FL)
5	Kyle Phillips	DL	6-4	263	JR	Nashville, Tenn./Hillsboro
6	Shaq Wiggins	DB	5-10	169	RS SR	Tyrone, Ga./Sandy Creek/Louisville
7	Rashaan Gauden	DB	6-1	193	RS JR	Spring Hill, Tenn./Independence
7	Brandon Johnson	WR	6-2	193	SO	Plantation, Fla./American Heritage
8	Latrell Williams	WR	5-11	175	RS FR	Lake City, Fla./Columbia
8	Justin Martin	DB	6-1	196	SR	Antioch, Tenn./Overton/Northeast Oklahoma A&M
9	Cheyenne Labruzzo	DB	6-0	188	FR	Albany, La./Albany
9	Seth Washington	QB	6-0	199	FR	Dallas, Texas/Episcopal School of Dallas
10	Tyler Byrd	WR	6-0	195	SO	Naples, Fla./Naples
10	Theo Jackson	DB	6-1	178	FR	Nashville, Tenn./Overton
11	Jordan Murphy	WR	5-11	170	FR	Hattiesburg, Miss./Hattiesburg
11	Austin Smith	LB/DL	6-3	236	RS SO	Buford, Ga./Buford
12	Emmanuel Moseley	DB	5-11	184	SR	Greensboro, N.C./Dudley
12	Quinten Dormady	QB	6-4	222	JR	Boerne, Texas/Boerne
13	Deandre Johnson	DL	6-4	258	FR	Miami, Fla./Miami Southridge
13	Richard Mize Jr.	QB	5-10	171	FR	Tampa, Fla./Calvary Christian
14	Quart'e Sapp	LB	6-2	222	RS SO	Alpharetta, Ga./Milton
15	Jauan Jennings	WR	6-3	209	JR	Murfreesboro, Tenn./Blackman
15	Shawn Shamburger	DB	6-0	191	FR	Moultrie, Ga./Colquitt County
17	Dillon Bates	LB	6-3	224	RS JR	Ponte Vedra Beach, Fla./Ponte Vedra
17	Will McBride	QB	6-1	195	FR	League City, Texas/Clear Springs
18	Princeton Fant	WR	6-3	216	FR	Nashville, Tenn./Lavergne
18	Nigel Warrior	DB	6-0	194	SO	Duluth, Ga./Peachtree Ridge
19	Jeff George	WR	6-6	198	RS SR	Leavenworth, Kan./Leavenworth Senior/Dodge City C.C.
19	Darrell Taylor	DL	6-4	254	RS SO	Waverly, Va./Hopewell
20	Cortez McDowell	LB	6-0	228	SR	Locust Grove, Ga./Locust Grove
21	Jacquez Jones	WR	5-10	165	FR	Clearwater, Fla./Clearwater
21	Shanon Reid	LB	6-0	215	FR	Lehigh Acres, Fla./Dunbar
22	Micah Abernathy	DB	6-0	203	JR	Atlanta, Ga./Greater Atlanta Christian
22	Tim Jordan	RB	5-11	196	FR	Winter Haven, Fla./Bartow
23	LaTrell Bumphus	TE	6-3	258	FR	Savannah, Tenn./Hardin County
23	Will Ignont	LB	6-1	228	FR	Huntsville, Ala./Buckhorn
24	Trey Coleman	RB	5-11	214	FR	West Monroe, La./West Monroe
24	Todd Kelly Jr.	DB	5-11	200	SR	Knoxville, Tenn./Webb School
25	Aaron Medley	PK	6-2	203	SR	Lewisburg, Tenn./Marshall County
25	Josh Smith	WR	6-1	206	RS SR	Knoxville, Tenn./Christian Academy of Knoxville
26	Terrell Bailey	DB	5-11	178	FR	Harvey, La./John Ehret
27	Eric Crosby	DT	6-1	336	FR	Virginia Beach, Va./Ocean Lakes
27	Carlin Fils-aime	RB	5-11	183	SO	Naples, Fla./Naples
28	Baylen Buchanan	DB	5-11	185	SO	Lawrenceville, Ga./Peachtree Ridge
29	Evan Berry	DB	5-11	205	SR	Fairburn, Ga./Creekside
30	Brent Cimaglia	PK	6-1	193	FR	Franklin, Tenn./Fred J. Page
31	D.J. Henderson	DB	6-1	183	RS JR	Lyman, S.C./James F. Byrnes/Dodge City C.C. (Kansas)
31	Parker Henry	H	6-1	187	RS JR	Hendersonville, Tenn./Beech Senior
33	MaLeik Gatewood	DB	5-10	190	RS SO	Memphis, Tenn./Memphis University School
34	Darrin Kirkland Jr.	LB	6-1	238	JR	Indianapolis, Ind./Lawrence Central
35	Taeler Dowdy	RB	6-1	185	SO	Murfreesboro, Tenn./Blackman
35	Daniel Bituli	LB	6-3	240	SO	Antioch, Tenn./Nashville Christian
38	Solon Page III	LB	6-2	207	FR	Marietta, Ga./Kell
39	Kendal Vickers	DL	6-3	295	RS SR	Havelock, N.C./Havelock
40	Nick Humphrey	LB	6-1	205	FR	Monroe, Mich./Jefferson

No.	Name	Pos.	Ht.	Wt.	Cl.	Hometown/High School/Previous School
41	Elliott Berry	LB	5-11	206	SR	Fairburn, Ga./Creekside
42	Chip Omer	RB	6-0	200	RS FR	Nashville, Tenn./Christ Presbyterian Academy
43	Jake Powers	DB	6-0	193	FR	Memphis, Tenn./Briarcrest Christian School
44	Jakob Johnson	TE	6-3	250	SR	Stuttgart, Germany/Jean Ribault (Fla.)
44	Ryan Thaxton	DL	6-4	236	FR	Alexandria, Va./St. Agnes School
46	Riley Lovingood	LS	6-0	210	RS SO	Hendersonville, Tenn./Beech Senior
47	Joe Doyle	P	6-0	196	FR	Knoxville, Tenn./Farragut
47	Landon Knoll	LB	6-3	217	RS SO	Nashville, Tenn./Father Ryan
48	Ja'Quain Blakely	DL	6-2	254	RS FR	Moultrie, Ga./Colquitt County
50	Venzell Boulware	OL	6-3	306	RS SO	Union City, Ga./Creekside
51	Drew Richmond	OL	6-5	309	RS SO	Memphis, Tenn./Memphis University School
52	Elijah Medford	LS	5-9	204	RS JR	Burlington, N.C./Walter Williams
53	Colton Jumper	LB	6-2	229	SR	Lookout Mountain, Tenn./Baylor School/The Hun School (NJ)
55	Quay Picou	DL	6-1	280	JR	Sugar Hill, Ga./Buford
55	Coleman Thomas	OL	6-5	309	SR	Max Meadows, Va./Fort Chiswell
56	Matthew Butler	DL	6-4	274	FR	Raleigh, N.C./Garner Senior
56	Riley Locklear	OL	6-5	295	FR	Huntington, W. Va./Spring Valley
57	Nathan Niehaus	OL	6-6	285	RS FR	Cincinnati, Ohio/Colerain
63	Brett Kendrick	OL	6-6	318	RS SR	Knoxville, Tenn./Christian Academy of Knoxville
66	Jack Jones	OL	6-4	312	JR	Murfreesboro, Tenn./Oakland
67	Joe Keeler	OL	6-6	279	RS SO	Arden, N.C./Christ School
68	Marcus Tatum	OL	6-6	281	SO	Ormond Beach, Fla./Mainland
69	Brian Garvey	OL	6-4	290	RS FR	Brentwood, Tenn./Brentwood Academy
70	Ryan Johnson	OL	6-6	300	RS FR	Brentwood, Tenn./Brentwood Academy
73	Trey Smith	OL	6-6	320	FR	Humboldt, Tenn./University School of Jackson
74	K'Rojhn Calbert	OL	6-5	316	FR	McMinnville, Tenn./Warren County Senior
75	Jashon Robertson	OL	6-3	300	SR	Nashville, Tenn./Montgomery Bell Academy
76	Chance Hall	OL	6-4	315	JR	Roanoke, Va./Northside
77	Devante Brooks	OL	6-5	282	RS FR	Bowie, Md./St. John's College (D.C.) HS
79	Thomas Edwards	OL	6-4	315	RS SR	Kingsport, Tenn./Dobyns-Bennett
80	Eli Wolf	TE	6-4	224	RS SO	Minster, Ohio/Minster
81	Austin Pope	TE	6-4	230	RS FR	Knoxville, Tenn./Christian Academy of Knoxville
82	Ethan Wolf	TE	6-6	258	SR	Minster, Ohio/Minster
84	James Brown	TE	6-3	222	FR	Orlando, Fla./Jones
86	Andrew Craig	TE	6-5	240	RS FR	Knoxville, Tenn./Webb School
87	Logan Fetzner	WR	5-9	182	RS JR	Cleveland, Tenn./Bradley Central
88	Brandon Benedict	DL	6-2	250	RS FR	Nashville, Tenn./Father Ryan
88	Cooper Melton	WR	6-2	196	FR	Cleveland, Tenn./Walker Valley
93	Trevor Daniel	P	6-1	227	RS SR	Dickson, Tenn./Dickson County
94	TJ Minnifree	DL	6-3	214	FR	Nashville, Tenn./Wilson Central
95	Kivon Bennett	DL	6-1	275	FR	Hollywood, Fla./St. Thomas Aquinas
96	Joey Cave	DL	6-5	295	RS FR	Knoxville, Tenn./Hardin Valley Academy
97	Paul Bain	DL	6-5	290	RS JR	Powder Springs, Ga./Hillgrove/Tusculum
98	Alexis Johnson	DL	6-4	300	RS JR	Atlanta, Ga./Mount Zion/Fort Scott C.C. (Kansas)
99	Reginald Kahlil McKenzie Jr.	DL	6-3	320	JR	Walnut Creek, Calif./Clayton Valley Charter School

GENERAL

STAFF

PLAYERS

REVIEW

HISTORY

HONORS

VOLMANAC

RECORDS



» PRONUNCIATION GUIDE

3	Micah Abernathy	My-Cuh
95	Kivon Bennett	KEY-von
35	Daniel Bituli	bi-TOO-lee
48	Ja'Quain Blakely	JUH-kwan
74	K'Rojhn Calbert	KAY-ron
30	Brent Cimaglia	seh-MAG-lee-uh
27	Carlin Fils-aime	fills-a-ME
7	Rashaan Gaulden	GAWL-den
4	Maleik Gray	Ma-LEAK
2	Jarrett Guarantano	gare-en-TA-no
44	Jakob Johnson	YAH-kub
9	Cheyenne Labruzzo	shy-ann luh-BROOZE-ah

57	Nathan Niehaus	NEE-house
42	Chip Omer	OH-mer
3	Marquill Osborne	MAR-kwill
55	Quay Picou	KWAY pee-COO
75	Jashon Robertson	JAY-shon
14	Quart'e Sapp	quar-TAY
	Mike Canales	cuh-nal-es
	Robert Gillespie	GILL-less-PEE
	Michael Szerszen	SHUR-zin
	Charlton Warren	CHARL-ton

2017 ALPHABETICAL ROSTER

No.	Name	Pos.	Ht.	Wt.	Cl.	Hometown/High School/Previous School
22	Micah Abernathy	DB	6-0	203	JR	Atlanta, Ga./Greater Atlanta Christian
97	Paul Bain	DL	6-5	290	RS JR	Powder Springs, Ga./Hillgrove/Tusculum
26	Terrell Bailey	DB	5-11	178	FR	Harvey, La./John Ehret
17	Dillon Bates	LB	6-3	224	RS JR	Ponte Vedra Beach, Fla./Ponte Vedra
88	Brandon Benedict	DL	6-2	250	RS FR	Nashville, Tenn./Father Ryan
95	Kivon Bennett	DL	6-1	275	FR	Hollywood, Fla./St. Thomas Aquinas
41	Elliott Berry	LB	5-11	206	SR	Fairburn, Ga./Creekside
29	Evan Berry	DB	5-11	205	SR	Fairburn, Ga./Creekside
35	Daniel Bituli	LB	6-3	240	SO	Antioch, Tenn./Nashville Christian
48	Ja'Quain Blakely	LB	6-2	254	RS FR	Moultrie, Ga./Colquitt County
50	Venzell Boulware	OL	6-3	306	RS SO	Union City, Ga./Creekside
77	Devante Brooks	OL	6-5	282	RS FR	Bowie, Md./St. John's College (D.C.) HS
84	James Brown	TE	6-3	222	FR	Orlando, Fla./Jones
28	Baylen Buchanan	DB	5-11	185	SO	Lawrenceville, Ga./Peachtree Ridge
23	LaTrell Bumphus	TE	6-3	258	FR	Savannah, Tenn./Hardin County
56	Matthew Butler	DL	6-4	274	FR	Raleigh, N.C./Garner Senior
10	Tyler Byrd	WR	6-0	195	SO	Naples, Fla./Naples
74	K'Rojhn Calbert	OL	6-5	316	FR	McMinnville, Tenn./Warren County Senior
1	Marquez Callaway	WR	6-2	199	SO	Warner Robins, Ga./Warner Robins
96	Joey Cave	DL	6-5	295	RS FR	Knoxville, Tenn./Hardin Valley Academy
3	Ty Chandler	RB	5-11	195	FR	Nashville, Tenn./Montgomery Bell Academy
30	Brent Cimaglia	PK	6-1	193	FR	Franklin, Tenn./Fred J. Page
24	Trey Coleman	RB	5-11	214	FR	West Monroe, La./West Monroe
86	Andrew Craig	TE	6-5	240	RS FR	Knoxville, Tenn./Webb School
27	Eric Crosby	DT	6-1	336	FR	Virginia Beach, Va./Ocean Lakes
93	Trevor Daniel	P	6-1	227	RS SR	Dickson, Tenn./Dickson County
12	Quinten Dormady	QB	6-4	222	JR	Boerne, Texas/Boerne
35	Taeler Dowdy	RB	6-1	185	SO	Murfreesboro, Tenn./Blackman
47	Joe Doyle	P	6-0	196	FR	Knoxville, Tenn./Farragut
79	Thomas Edwards	OL	6-4	315	RS SR	Kingsport, Tenn./Dobyns-Bennett
18	Princeton Fant	WR	6-3	216	FR	Nashville, Tenn./Lavergne
87	Logan Fetzner	WR	5-9	182	RS JR	Cleveland, Tenn./Bradley Central
27	Carlin Fils-aime	RB	5-11	183	SO	Naples, Fla./Naples
69	Brian Garvey	OL	6-4	290	RS FR	Brentwood, Tenn./Brentwood Academy
33	MaLeik Gatewood	DB	5-10	190	RS SO	Memphis, Tenn./Memphis University School
7	Rashaan Gaulden	DB	6-1	193	RS JR	Spring Hill, Tenn./Independence
19	Jeff George	WR	6-6	198	RS SR	Leavenworth, Kan./Leavenworth Senior/Dodge City C.C.
4	Maleik Gray	DB	6-2	191	FR	Lavergne, Tenn./Lavergne
2	Jarrett Guarantano	QB	6-4	200	RS FR	Lodi, N.J./Bergen Catholic
76	Chance Hall	OL	6-4	315	JR	Roanoke, Va./Northside
31	D.J. Henderson	DB	6-1	183	RS JR	Lyman, S.C./James F. Byrnes/Dodge City C.C. (Kansas)
31	Parker Henry	H	6-1	187	RS JR	Hendersonville, Tenn./Beech Senior
40	Nick Humphrey	LB	6-1	205	FR	Monroe, Mich./Jefferson
23	Will Ignont	LB	6-1	228	FR	Huntsville, Ala./Buckhorn
10	Theo Jackson	DB	6-1	178	FR	Nashville, Tenn./Overton
15	Jauan Jennings	WR	6-3	209	JR	Murfreesboro, Tenn./Blackman
98	Alexis Johnson	DL	6-4	300	RS JR	Atlanta, Ga./Mount Zion/Fort Scott C.C. (Kansas)
7	Brandon Johnson	WR	6-2	193	SO	Plantation, Fla./American Heritage
13	Deandre Johnson	DL	6-4	258	FR	Miami, Fla./Miami Southridge
44	Jakob Johnson	TE	6-3	250	SR	Stuttgart, Germany/Jean Ribault (Fla.)
70	Ryan Johnson	OL	6-6	300	RS FR	Brentwood, Tenn./Brentwood Academy
66	Jack Jones	OL	6-4	312	JR	Murfreesboro, Tenn./Oakland
21	Jacquez Jones	WR	5-10	165	FR	Clearwater, Fla./Clearwater
22	Tim Jordan	RB	5-11	196	FR	Winter Haven, Fla./Bartow
53	Colton Jumper	LB	6-2	229	SR	Lookout Mountain, Tenn./Baylor School/The Hun School (NJ)
67	Joe Keeler	OL	6-6	279	RS SO	Arden, N.C./Christ School
4	John Kelly	RB	5-9	205	JR	Detroit, Mich./Oak Park
24	Todd Kelly Jr.	DB	5-11	200	SR	Knoxville, Tenn./Webb School
63	Brett Kendrick	OL	6-6	318	RS SR	Knoxville, Tenn./Christian Academy of Knoxville
34	Darrin Kirkland Jr.	LB	6-1	238	JR	Indianapolis, Ind./Lawrence Central

No.	Name	Pos.	Ht.	Wt.	Cl.	Hometown/High School/Previous School
47	Landon Knoll	LB	6-3	217	RS SO	Nashville, Tenn./Father Ryan
1	Jonathan Kongbo	DL	6-6	264	RS JR	Surrey, B.C./Holy Cross H.S./Arizona Western
9	Cheyenne Labruzzo	DB	6-0	188	FR	Albany, La./Albany
56	Riley Locklear	OL	6-5	295	FR	Huntington, W. Va./Spring Valley
46	Riley Lovingood	LS	6-0	210	RS SO	Hendersonville, Tenn./Beech Senior
8	Justin Martin	DB	6-1	196	SR	Antioch, Tenn./Overton/Northeast Oklahoma A&M
17	Will McBride	QB	6-1	195	FR	League City, Texas/Clear Springs
20	Cortez McDowell	LB	6-0	228	SR	Locust Grove, Ga./Locust Grove
99	Reginald Kahili McKenzie Jr.	DL	6-3	320	JR	Walnut Creek, Calif./Clayton Valley Charter School
52	Elijah Medford	LS	5-9	204	RS JR	Burlington, N.C./Walter Williams
25	Aaron Medley	PK	6-2	203	SR	Lewisburg, Tenn./Marshall County
88	Cooper Melton	WR	6-2	196	FR	Cleveland, Tenn./Walker Valley
94	TJ Minnifee	DL	6-3	214	FR	Nashville, Tenn./Wilson Central
13	Richard Mize Jr.	QB	5-10	171	FR	Tampa, Fla./Calvary Christian
12	Emmanuel Moseley	DB	5-11	184	SR	Greensboro, N.C./Dudley
11	Jordan Murphy	WR	5-11	170	FR	Hattiesburg, Miss./Hattiesburg
57	Nathan Niehaus	OL	6-6	285	RS FR	Cincinnati, Ohio/Colerain
42	Chip Omer	RB	6-0	200	RS FR	Nashville, Tenn./Christ Presbyterian Academy
3	Marquill Osborne	DB	5-11	188	SO	Cornelius, N.C./William Amos Hough
38	Solon Page III	LB	6-2	207	FR	Marietta, Ga./Kell
5	Josh Palmer	WR	6-2	198	FR	Brampton, Ontario, Canada/St. Thomas Aquinas (FL)
5	Kyle Phillips	DL	6-4	263	JR	Nashville, Tenn./Hillsboro
55	Quay Picou	DL	6-1	280	JR	Sugar Hill, Ga./Buford
81	Austin Pope	TE	6-4	230	RS FR	Knoxville, Tenn./Christian Academy of Knoxville
43	Jake Powers	DB	6-0	193	FR	Memphis, Tenn./Briarcrest Christian School
21	Shanon Reid	LB	6-0	215	FR	Lehigh Acres, Fla./Dunbar
51	Drew Richmond	OL	6-5	309	RS SO	Memphis, Tenn./Memphis University School
75	Jashon Robertson	OL	6-3	300	SR	Nashville, Tenn./Montgomery Bell Academy
14	Quart'e Sapp	LB	6-2	222	RS SO	Alpharetta, Ga./Milton
15	Shawn Shamburger	DB	6-0	191	FR	Moultrie, Ga./Colquitt County
11	Austin Smith	LB/DL	6-3	236	RS SO	Buford, Ga./Buford
25	Josh Smith	WR	6-1	206	RS SR	Knoxville, Tenn./Christian Academy of Knoxville
73	Trey Smith	OL	6-6	320	FR	Humboldt, Tenn./University School of Jackson
68	Marcus Tatum	OL	6-6	281	SO	Ormond Beach, Fla./Mainland
19	Darrell Taylor	DL	6-4	254	RS SO	Waverly, Va./Hopewell
44	Ryan Thaxton	DL	6-4	236	FR	Alexandria, Va./St. Agnes School
55	Coleman Thomas	OL	6-5	309	SR	Max Meadows, Va./Fort Chiswell
2	Shy Tuttle	DL	6-2	308	JR	Midway, N.C./North Davidson
39	Kendal Vickers	DL	6-3	295	RS SR	Havelock, N.C./Havelock
18	Nigel Warrior	DB	6-0	194	SO	Duluth, Ga./Peachtree Ridge
9	Seth Washington	QB	6-0	199	FR	Dallas, Texas/Episcopal School of Dallas
6	Shaq Wiggins	DB	5-10	169	RS SR	Tyrone, Ga./Sandy Creek/Louisville
8	Latrell Williams	WR	5-11	175	RS FR	Lake City, Fla./Columbia
80	Eli Wolf	TE	6-4	224	RS SO	Minster, Ohio/Minster
82	Ethan Wolf	TE	6-6	258	SR	Minster, Ohio/Minster

GENERAL

STAFF

PLAYERS

REVIEW

HISTORY

HONORS

VOLMANAC

RECORDS



» PRONUNCIATION GUIDE

3	Micah Abernathy	My-Cuh
95	Kivon Bennett	KEY-von
35	Daniel Bituli	bi-TOO-lee
48	Ja'Quain Blakely	JUH-kwan
74	K'Rojhn Calbert	KAY-ron
30	Brent Cimaglia	seh-MAG-lee-uh
27	Carlin Fils-aime	fills-a-ME
7	Rashaan Gaulden	GAWL-den
4	Maleik Gray	Ma-LEAK
2	Jarrett Guarantano	gare-en-TA-no
44	Jakob Johnson	YAH-kub
9	Cheyenne Labruzzo	shy-ann luh-BROOZE-ah

57	Nathan Niehaus	NEE-house
42	Chip Omer	OH-mer
3	Marquill Osborne	MAR-kwill
55	Quay Picou	KWAY pee-COO
75	Jashon Robertson	JAY-shon
14	Quart'e Sapp	quar-TAY
	Mike Canales	cuh-nal-es
	Robert Gillespie	GILL-less-PEE
	Michael Szerszen	SHUR-zin
	Charlton Warren	CHARL-ton

■ POSITIONAL BREAKDOWN

QUARTERBACKS (5)

12	Quinten Dormady	Jr.
2	Jarrett Guarantano	R-Fr.
17	Will McBride	Fr.
13	Richard Mize Jr.	Fr.
9	Seth Washington	Fr.

RUNNING BACKS (7)

3	Ty Chandler	Fr.
24	Trey Coleman	Fr.
35	Taeler Dowdy	So.
27	Carlin Fils-aime	So.
22	Tim Jordan	Fr.
4	John Kelly	Jr.
42	Chip Omer	R-Fr.

WIDE RECEIVERS (13)

10	Tyler Byrd	So.
1	Marquez Callaway	So.
18	Princeton Fant	Fr.
87	Logan Fetzner	R-Sr.
19	Jeff George	R-Sr.
15	Jauan Jennings	Jr.
7	Brandon Johnson	So.
21	Jacquez Jones	Fr.
88	Cooper Melton	Fr.
11	Jordan Murphy	Fr.
5	Josh Palmer	Fr.
25	Josh Smith	R-Sr.
8	Latrell Williams	R-Fr.

TIGHT ENDS (7)

84	James Brown	Fr.
23	LaTrell Bumphus	Fr.
86	Andrew Craig	R-Fr.
44	Jakob Johnson	Sr.
81	Austin Pope	R-Fr.
80	Eli Wolf	R-So.
82	Ethan Wolf	Sr.

OFFENSIVE LINE (17)

50	Venzell Boulware	R-So.
77	Devante Brooks	R-Fr.
74	K'Rojhn Calbert	Fr.
79	Thomas Edwards	R-Sr.
69	Brian Garvey	R-Fr.
76	Chance Hall	Jr.
70	Ryan Johnson	R-Fr.
66	Jack Jones	Jr.
67	Joe Keeler	R-So.
63	Brett Kendrick	R-Sr.
56	Riley Locklear	Fr.
57	Nathan Niehaus	R-Fr.
51	Drew Richmond	R-So.
75	Jashon Robertson	Sr.
73	Trey Smith	Fr.
68	Marcus Tatum	So.
55	Coleman Thomas	Sr.

DEFENSIVE LINE (17)

97	Paul Bain	R-Jr.
88	Brandon Benedict	R-Fr.
95	Kivon Bennett	Fr.
56	Matthew Butler	Fr.
96	Joey Cave	R-Fr.
27	Eric Crosby	Fr.
98	Alexis Johnson	R-Jr.
13	Deandre Johnson	Fr.
1	Jonathan Kongbo	R-Jr.
99	Reginald Kahlil McKenzie Jr.	Jr.
94	TJ Minnifee	Fr.
5	Kyle Phillips	Jr.
55	Quay Picou	Jr.
19	Darell Taylor	R-So.
44	Ryan Thaxton	Fr.
2	Shy Tuttle	Jr.
39	Kendal Vickers	R-Sr.

LINEBACKERS (14)

17	Dillon Bates	R-Jr.
41	Elliott Berry	Sr.

35	Daniel Bituli	So.
48	Ja'Quain Blakely	R-Fr.
40	Nick Humphrey	Fr.
23	Will Ignont	Fr.
53	Colton Jumper	Sr.
34	Darrin Kirkland Jr.	Jr.
47	Landon Knoll	R-So.
20	Cortez McDowell	Sr.
38	Solon Page III	Fr.
21	Shanon Reid	Fr.
14	Quart'e Sapp	R-So.
11	Austin Smith	R-So.

DEFENSIVE BACKS (18)

22	Micah Abernathy	Jr.
26	Terrell Bailey	Fr.
29	Evan Berry	Sr.
28	Baylen Buchanan	So.
33	MaLeik Gatewood	R-So.
7	Rashaan Gaulden	R-Jr.
4	Maleik Gray	Fr.
31	D.J. Henderson	R-Jr.
10	Theo Jackson	Fr.
24	Todd Kelly Jr.	Sr.
9	Cheyenne Labruzzo	Fr.
8	Justin Martin	Sr.
12	Emmanuel Moseley	Sr.
3	Marquill Osborne	So.
43	Jake Powers	Fr.
15	Shawn Shamburger	Fr.
18	Nigel Warrior	So.
6	Shaq Wiggins	R-Sr.

SPECIALISTS (7)

93	Trevor Daniel (P)	R-Sr.
47	Joe Doyle (P)	Fr.
30	Brent Cimaglia (PK)	Fr.
31	Parker Henry (H)	R-Jr.
46	Riley Lovingood (LS)	R-So.
52	Elijah Medford (LS)	R-Jr.
25	Aaron Medley (PK)	R-Sr.

■ FOOTBALL STAFF

Butch Jones - Head Coach
 Brady Hoke - Assoc. Head Coach/Defensive Line Coach
 Larry Scott - Offensive Coordinator/Tight Ends
 Bob Schoop - Defensive Coordinator
 Robert Gillespie - Asst. HC/RBs/Recruiting Coordinator
 Charlton Warren - DBs/Special Teams Coordinator
 Tommy Thigpen - LBs/Defensive Run Game Coordinator
 Mike Canales - QBs Coach
 Kevin Beard - Wide Receivers
 Walt Wells - Offensive Line Coach
 Steve Strippling - Dir. of FB Prog. Development/Chief of Staff
 Rock Gullickson - Director of Strength & Conditioning
 Bob Welton - Director of Player Personnel
 Jake Kirkendall - Director of Football Operations
 Luke Mullett - Assistant Director of Football Operations
 Condredge Holloway - Asst. AD/ S-A Relations & Lettermen
 Gerald Brown - Offensive Quality Control
 Eric Lewis - Defensive Quality Control
 Kort Shankweiler - Offensive Quality Control
 Ryan Slowik - Defensive Quality Control
 Stephen Smith - Defensive Quality Control
 Tony Sorrentino - Offensive Quality Control
 Kyle Visciglia - Special Teams Quality Control
 Ryan West - Special Teams Quality Control
 Cameron Clemmons - Offensive Graduate Assistant
 Caleb Cox - Offensive Graduate Assistant
 Nate Ollie - Defensive Graduate Assistant
 Jon Shalala - Defensive Graduate Assistant
 Patrick Abernathy - Coordinator of HS Relations
 Jonathan Bowling - Assoc. AD for FB Compliance & Admin.
 Ike Brown - Director of Player Welfare & Development

Josh Boucher - Sports Technology Assistant
 Greig Cryer - Academic Counselor/Thornton Center
 Antone Davis - VFL Coordinator
 Kenzie Franklin - Director of On-Campus Recruiting
 Roger Frazier - Head Equipment Manager
 Joe Harrington - Sports Technology Coordinator
 Stephanie Horvath - Director of Sports Nutrition
 Eric Josephs - Director of Recruiting
 John Krasinski - Assistant Strength Coach
 Jason McVeigh - Director of Sports Medicine
 Lynsey Miller - Academic Counselor/Thornton Center
 John Burnside - Head Football Athletic Trainer
 Mitch Meador - Assistant Strength Coach
 Brandon Myles - Assistant Strength Coach
 Max Parrott - Assistant Equipment Manager
 Elise Ramirez - Assistant Director of Sports Nutrition
 Allen Sitzler - Assistant Equipment Manager
 Ashley Smith - Dir. of Football Admin. & Special Events
 Marshall Steward - Associate Director/Thornton Center
 Michael Szerszen - Assoc. Dir. of Strength & Conditioning
 Brett Thiesen - Assistant Director of Recruiting
 Marc Vottler - Assoc. Director of Player Personnel
 Merce Poindexter - Assistant Director/Thornton Center
 Nick Pressley - Assistant Strength Coach
 Brad Roll - GPS Analyst
 Brian Russell - Director of Academic Support Services
 Kendal Hennigan - Admin Assistant Offense/ Defense
 Angela Kirkpatrick - Recruiting Graduate Assistant
 Kim Milligan - Admin Assistant
 Angela Schwinge - Admin Asst.
 Abbey Morris - Football Operations Graduate Asst.

■ GEOGRAPHICAL BREAKDOWN



VOLS REPRESENT 18 STATES, 3 COUNTRIES

UNITED STATES (102)

ALABAMA (1)

Huntsville - Will Ignont

CALIFORNIA (1)

Walnut Creek - Reginald Kahlil McKenzie Jr.

FLORIDA (13)

Clearwater - Jacquez Jones

Hollywood - Kivon Bennett

Lake City - Latrell Williams

Lehigh Acres - Shanon Reid

Miami - Deandre Johnson

Naples - Tyler Byrd, Carlin Fils-aime

Orlando - James Brown

Ormond Beach - Marcus Tatum

Plantation - Brandon Johnson

Ponte Vedra Beach - Dillon Bates

Tampa - Richard Mize Jr.

Winter Haven - Tim Jordan

GEORGIA (17)

Alpharetta - Quart'e Sapp

Atlanta - Micah Abernathy, Alexis Johnson

Buford - Austin Smith

Duluth - Nigel Warrior

Fairburn - Elliott Berry, Evan Berry

Lawrenceville - Baylen Buchanan

Locust Grove - Cortez McDowell

Marietta - Solon Page III

Moultrie - Ja'Quain Blakely, Shawn Shamburger

Powder Springs - Paul Bain

Sugar Hill - Quay Picou

Tyrone - Shaq Wiggins

Union City - Venzell Boulware

Warner Robins - Marquez Callaway

INDIANA (1)

Indianapolis - Darrin Kirkland Jr.

KANSAS (1)

Leavenworth - Jeff George

LOUISIANA (3)

Albany - Cheyenne Labruzzo

Harvey - Terrell Bailey

West Monroe - Trey Coleman

MARYLAND (1)

Bowie - Devante Brooks

MICHIGAN (2)

Detroit - John Kelly

Monroe - Nick Humphrey

MISSISSIPPI (1)

Hattiesburg - Jordan Murphy

NEW JERSEY (1)

Lodi - Jarrett Guarantano

NORTH CAROLINA (7)

Arden - Joe Keeler

Burlington - Elijah Medford

Cornelius - Marquill Osborne

Greensboro - Emmanuel Moseley

Havelock - Kendal Vickers

Midway - Shy Tuttle

Raleigh - Matthew Butler

OHIO (3)

Cincinnati - Nathan Niehaus

Minster - Eli Wolf, Ethan Wolf

SOUTH CAROLINA (1)

Lyman - D.J. Henderson

TENNESSEE (40)

Antioch - Daniel Bituli, Justin Martin

Brentwood - Brian Garvey, Ryan Johnson

Cleveland - Logan Fetzner, Cooper Melton

Dickson - Trevor Daniel

Franklin - Brent Cimaglia

Hendersonville

- Parker Henry, Riley Lovingood

Humboldt - Trey Smith

Kingsport - Thomas Edwards

Knoxville - Joey Cave, Andrew

Craig, Joe Doyle, Todd Kelly Jr.,

Brett Kendrick, Austin Pope, Josh

Smith

Lavergne - Maleik Gray

Lewisburg - Aaron Medley

Lookout Mountain - Colton Jumper

McMinnville - K'Rojhn Calbert

Memphis - MaLeik Gatewood, Jake

Powers, Drew Richmond

Murfreesboro - Taeler Dowdy, Jauan

Jennings, Jack Jones

Nashville - Brandon Benedict, Ty

Chandler, Princeton Fant, Theo

Jackson, Landon Knoll, TJ Minnifee,

Chip Omer, Kyle Phillips, Jashon

Robertson

Savannah - LaTrell Bumphus

Spring Hill - Rashaan Gaulden

TEXAS (3)

Boerne - Quinten Dormady

Dallas - Seth Washington

League City - Will McBride

VIRGINIA (5)

Alexandria - Ryan Thaxton

Max Meadows - Coleman Thomas

Roanoke - Chance Hall

Virginia Beach - Eric Crosby

Waverly - Darrell Taylor

WEST VIRGINIA (1)

Huntington - Riley Locklear

CANADA (2)

Brampton (Ontario) - Josh Palmer

Surrey (B.C.) - Jonathan Kongbo

GERMANY (1)

Stuttgart - Jakob Johnson



**GEORGIA TECH
YELLOW JACKETS**

9-4 | ATLANTA, GA.

QUICK FACTS

Location: Atlanta, Ga.
Colors: Old Gold and White
Stadium: Bobby Dodd Stadium (55,000)
Conference: ACC
Head Coach: Paul Johnson (10th season)
Career Record/at GT: 177-87/70-48
Series: 24-17-2 UT
At Knoxville: 12-6-1 UT
Last Meeting: W, 29-15 (10/24/87)
2016 Overall Record: 9-4
2016 Conf. Record/Finish: 4-4/5th Coastal
2016 Bowl/Final Rank: Taxslayer Bowl (W, 33-18 vs. Kentucky)/None

MEDIA INFO

Media Contact: Mike Flynn
Phone: (404) 894-5445
Email: mflynn@athletics.gatech.edu
Website: ramblinwreck.com

2017 SCHEDULE

Sept. 4	Tennessee
Sept. 9	Jacksonville State
Sept. 16	at UCF
Sept. 23	Pittsburgh
Sept. 30	North Carolina
Oct. 12	at Miami (FL)
Oct. 21	Wake Forest
Oct. 28	at Clemson
Nov. 4	at Virginia
Nov. 11	Virginia Tech
Nov. 18	at Duke
Nov. 25	Georgia

GAME NOTES

- The 2017 season opener marks the 44th meeting between the Vols and Yellow Jackets, but the first meeting between the programs since 1987.
- Georgia Tech was a charter member of the Southeastern Conference, but left the league in 1964. The Vols and Yellow Jackets met 14 times under the SEC banner.
- Prior to 1987, a matchup with Tech was a regular fixture for Tennessee. The two programs met 35 times over a 41-year span from 1946-87.
- This Monday-night meeting between the programs is being contested as the Chick-fil-a Kickoff Game at the new Mercedes-Benz Stadium in Atlanta.
- UT is 1-0 when participating in the Chick-fil-a Kickoff Game. It defeated N.C. State 35-21 in Atlanta in 2012.

**INDIANA STATE
SYCAMORES**

9-9 | KNOXVILLE

QUICK FACTS

Location: Terre Haute, Ind.
Colors: White, Blue, Royal Blue
Stadium: Memorial Stadium (12,764)
Conference: Missouri Valley
Head Coach: Curt Mallory (1st Season)
Career Record/at ISU: 0-0/0-0
Series: First Meeting
At Knoxville: None
Last Meeting: None
2016 Overall Record: 4-7
2016 Conf. Record/Finish: 2-6/9th
2016 Bowl/Final Rank: None

MEDIA INFO

Media Contact: Tyler Wooten
Phone: (812) 237-4161
Email: tyler.wooten@indstate.edu
Website: gosycamores.com

2017 SCHEDULE

Aug. 31	Eastern Illinois
Sept. 9	at Tennessee
Sept. 16	at Liberty
Sept. 30	at Illinois State
Oct. 7	North Dakota State
Oct. 14	at South Dakota
Oct. 21	Southern Illinois
Oct. 28	at Missouri State
Nov. 4	Youngstown State
Nov. 11	Western Illinois
Nov. 18	at Northern Iowa

GAME NOTES

- Tennessee and Indiana State are meeting for the first time.
- Indiana State head coach Curt Mallory is entering his first season with the Sycamores. He served as pass defense coordinator and secondary coach at Wyoming in 2015 and 2016.
- A four-year player at Michigan under legendary coach Bo Schembechler, Mallory spent the 2011-14 seasons as a secondary coach at his alma mater under then-head coach Brady Hoke. Hoke was named Tennessee's associate head coach and defensive line coach on Feb. 7, 2017.

**FLORIDA
GATORS**

9-16 | GAINESVILLE, FLA.

QUICK FACTS

Location: Gainesville, Fla.
Colors: Orange and Blue
Stadium: Ben Hill Griffin Stadium (88,548)
Conference: Southeastern (East)
Head Coach: Jim McElwain (3rd season)
Career Record/at UF: 41-24/19-8
Series: 26-20 UF
At Gainesville: 5-13 UF
Last Meeting: W, 38-28 (9/24/16)
2016 Overall Record: 9-4
2016 Conf. Record/Finish: 6-2/1st East
2016 Bowl/Final Rank: Outback Bowl (W, 30-3 vs. Iowa)/AP-14, Coaches-13

MEDIA INFO

Media Contact: Steve McClain
Phone: (352) 375-6115
Email: stevem@gators.ufl.edu
Website: floridagators.com

2017 SCHEDULE

Sept. 2	vs. Michigan (Arlington)
Sept. 9	Northern Colorado
Sept. 16	Tennessee
Sept. 23	at Kentucky
Sept. 30	Vanderbilt
Oct. 7	LSU
Oct. 14	Texas A&M
Oct. 28	vs. Georgia (Jacksonville)
Nov. 4	at Missouri
Nov. 11	at South Carolina
Nov. 18	UAB
Nov. 25	Florida State

GAME NOTES

- Tennessee picked up a 38-28 win over the Gators last season, snapping an 11-game losing streak to Florida—tied for the UT's longest losing streak to a single opponent.
- Each of the last two meetings between the programs has featured a comeback victory. In 2015, Florida earned a 28-27 win after trailing 20-7 in the third quarter. In 2016, Tennessee's 38-28 win came after falling behind 21-3 at halftime.
- The Vols are seeking their first win in Gainesville since 2003.
- Running backs coach Robert Gillespie was a four-year letterwinner for the Gators from 1998-01, serving as team captain in his senior season.



MASSACHUSETTS MINUTEMEN

9-23 | KNOXVILLE

QUICK FACTS

Location: Amherst, Mass.
Colors: Maroon and White
Stadium: Warren McGuirk Alumni Stadium (17,000)
Conference: Independent
Head Coach: Mark Whipple (10th Season)
Career Record/at UMass: 129-87/57-54
Series: First Meeting
At Knoxville: None
Last Meeting: None
2016 Overall Record: 2-10
2016 Conf. Record/Finish: 2-10
2016 Bowl/Final Rank: None

MEDIA INFO

Media Contact: Molly O'Mara
Phone: (413) 406-6434
Email: momara@umass.edu
Website: umassathletics.com

2017 SCHEDULE

Aug. 26	Hawaii
Sept. 2	at Coastal Carolina
Sept. 9	Old Dominion
Sept. 15	at Temple
Sept. 23	at Tennessee
Sept. 30	Ohio
Oct. 14	at USF
Oct. 21	Georgia Southern
Oct. 28	Appalachian State
Nov. 4	at Mississippi State
Nov. 11	vs. Maine (Boston)
Nov. 18	at BYU

GAME NOTES

- The Volunteers and Minutemen are meeting for the first time in 2017.
- Both schools won their last football national championship in 1998. Tennessee defeated Florida State for the 1998 BCS title while UMass claimed the FCS (then Division I-AA) championship with a win over Georgia Southern.
- Tennessee's last game against a school from the state of Massachusetts was back in the 1993 Hall of Fame Bowl. The Vols defeated Boston College, 38-23, in Philip Fulmer's first official game as head coach.

GEORGIA BULLDOGS

9-30 | KNOXVILLE

QUICK FACTS

Location: Athens, Ga.
Colors: Black and Red
Stadium: Sanford Stadium (92,746)
Conference: Southeastern (East)
Head Coach: Kirby Smart (2nd season)
Career Record/at UGA: 8-5/8-5
Series: 23-21-2 UT
At Knoxville: 12-10-1 UT
Last Meeting: W, 34-31 (10/1/16)
2016 Overall Record: 8-5
2016 Conf. Record/Finish: 4-4/T2nd East
2016 Bowl/Final Rank: Liberty Bowl (W, 31-23 vs. TCU)/None

MEDIA INFO

Media Contact: Claude Felton
Phone: (706) 542-1621
Email: Cfelton@sports.uga.edu
Website: georgiadogs.com

2017 SCHEDULE

Sept. 2	Appalachian State
Sept. 9	at Notre Dame
Sept. 16	Samford
Sept. 23	Mississippi State
Sept. 30	at Tennessee
Oct. 7	at Vanderbilt
Oct. 14	Missouri
Oct. 28	vs. Florida
Nov. 4	South Carolina
Nov. 11	at Auburn
Nov. 18	Kentucky
Nov. 25	at Georgia Tech

GAME NOTES

- Tennessee will look to claim its third straight win over Georgia, which would be its longest winning streak in the series since winning nine straight from 1989-99.
- In each of its last two wins, UT has trailed by 17 or more points at the half and finished the game with a victory.
- Each of the last six meetings between Georgia and Tennessee have been decided by eight points or fewer (UGA 20-12 in 2011; UGA 51-44 in 2012; UGA 43-31 in 2013; UGA 35-32 in 2014; UT 38-31 in 2015; UT 41-34 in 2016).
- Butch Jones is 2-3 all-time in his career against Georgia. The Bulldogs defeated his Central Michigan team, 56-17, in 2008.

SOUTH CAROLINA GAMECOCKS

10-14 | KNOXVILLE

QUICK FACTS

Location: Columbia, S.C.
Colors: Garnet and Black
Stadium: Williams-Brice Stadium (80,250)
Conference: Southeastern (East)
Head Coach: Will Muschamp (2nd Season)
Career Record/at USC: 34-28/6-7
Series: 25-8-2 UT
At Knoxville: 16-2 UT
Last Meeting: L, 24-21 (10/21/16)
2016 Overall Record: 6-7
2016 Conf. Record/Finish: 3-5/5th East
2016 Bowl/Final Rank: Birmingham Bowl (L, 46-39 vs. South Florida)/None

MEDIA INFO

Media Contact: Steve Fink
Phone: (803) 777-7987
Email: finksc@mailbox.sc.edu
Website: gamecocksonline.com

2017 SCHEDULE

Sept. 2	vs. NC State (Charlotte)
Sept. 9	at Missouri
Sept. 16	Kentucky
Sept. 23	Louisiana Tech
Sept. 30	at Texas A&M
Oct. 7	Arkansas
Oct. 14	at Tennessee
Oct. 28	Vanderbilt
Nov. 4	at Georgia
Nov. 11	Florida
Nov. 18	Wofford
Nov. 25	Clemson

GAME NOTES

- Tennessee holds a 25-8-2 all-time record against the Gamecocks and a 16-2 record in Knoxville.
- The Vols saw their three-game winning streak against South Carolina snapped last season, dropping a 24-21 decision in Columbia.
- With that win, South Carolina head coach Will Muschamp moved to 5-0 all-time against Tennessee, which includes his 4-0 mark while he was at Florida.
- Seven of the last 12 meetings between the schools have been decided by three points or fewer.
- Tennessee's Robert Gillespie was the running backs coach at South Carolina from 2006-2008.



ALABAMA
CRIMSON TIDE

10-21 | TUSCALOOSA, ALA.

QUICK FACTS

Location: Tuscaloosa, Ala.
Colors: Crimson and White
Stadium: Bryant-Denny Stadium (101,821)
Conference: Southeastern (West)
Head Coach: Nick Saban (11th season)
Career Record/at UA: 205-61-1/114-19
Series: 38-54-7 UA
At Tuscaloosa: 8-4 UA
Last Meeting: L, 49-10 (10/15/16)
2016 Overall Record: 14-1
2016 Conf. Record/Finish: 8-0/1st West
2016 Bowl/Final Rank: Chick-Fil-A Bowl-CFP Semifinal (W, 24-7 vs. Washington), CFP National Championship (L, 35-31 vs. Clemson)/AP-2, Coaches-2

MEDIA INFO

Media Contact: Josh Maxson
Phone: (205) 348-3631
Email: jmaxson@ia.ua.edu
Website: rolltide.com

2017 SCHEDULE

Sept. 2	vs. Florida State (Atlanta)
Sept. 9	Fresno State
Sept. 16	Colorado State
Sept. 23	at Vanderbilt
Sept. 30	Ole Miss
Oct. 7	at Texas A&M
Oct. 14	Arkansas
Oct. 21	Tennessee
Nov. 4	LSU
Nov. 11	at Mississippi State
Nov. 18	Mercer
Nov. 25	at Auburn

GAME NOTES

- Tennessee and Alabama have played every year since 1928 with the exception of 1943.
- Alabama has won 10 consecutive meetings and leads the all-time series 54-38-7.
- The Alabama series is the third-longest in Tennessee history (99 games).
- The Vols defeated Alabama seven straight times from 1995-2001 and is the only school to beat the Tide as many as seven consecutive times.
- Tennessee's last win over Alabama came in 2006, 16-13. Running back Arian Foster scored the game-winning touchdown in the fourth quarter to put the Vols up for the first time in the game.

KENTUCKY
WILDCATS

10-28 | LEXINGTON, KY.

QUICK FACTS

Location: Lexington, Ky.
Colors: Blue and White
Stadium: Commonwealth Stadium (61,000)
Conference: Southeastern (East)
Head Coach: Mark Stoops (5th Season)
Career Record/at UK: 19-30/Same
Series: 79-24-9 UT
At Lexington: 37-14-3 UT
Last Meeting: W, 49-36 (11/12/16)
2016 Overall Record: 7-6
2016 Conf. Record/Finish: 4-4/T2nd East
2016 Bowl/Final Rank: TaxSlayer Bowl (L, 33-18 vs. Georgia Tech)/None

MEDIA INFO

Media Contact: Susan Lax
Phone: (859) 257-3838
Email: slax0@uky.edu
Website: ukathletics.com

2017 SCHEDULE

Sept. 2	at Southern Miss
Sept. 9	Eastern Kentucky
Sept. 16	at South Carolina
Sept. 23	Florida
Sept. 30	Eastern Michigan
Oct. 7	Missouri
Oct. 21	at Mississippi State
Oct. 28	Tennessee
Nov. 4	Ole Miss
Nov. 11	at Vanderbilt
Nov. 18	at Georgia
Nov. 25	Louisville

GAME NOTES

- Tennessee's 79 wins against Kentucky are its most against any school.
- The Vols have won 31 of their last 32 meetings against Kentucky since 1985, including a stretch of 26 consecutive wins from 1985-2010.
- This seasons' game will be the 113th matchup between the two teams, the most of any UT series.
- The Vols have five consecutive double-digit wins in the series following a stretch in which six of nine games from 2003-12 were decided by 10 points or fewer.
- Tennessee's quarterback coach, Mike Canales, coached alongside current Kentucky head coach Mark Stoops at Arizona from 2004-2006. Canales served as Arizona's offensive coordinator/quarterbacks coach, while Stoops was the Wildcats' defensive coordinator/secondary coach.

SOUTHERN MISSISSIPPI
GOLDEN EAGLES

11-4 | KNOXVILLE

QUICK FACTS

Location: Hattiesburg, Miss.
Colors: Black and Gold
Stadium: M. M. Roberts Stadium (36,000)
Conference: Conference USA (West)
Head Coach: Jay Hopson (2nd season)
Career Record/at Southern Miss.: 39-20/7-6
Series: 5-0 UT
At Knoxville: 5-0 UT
Last Meeting: W, 39-19 (9/8/07)
2016 Overall Record: 7-6
2016 Conf. Record/Finish: 4-4/ 3rd West
2016 Bowl/Final Rank: New Orleans Bowl (W, 28-21 vs. Louisiana-Lafayette)/None

MEDIA INFO

Media Contact: Jack Duggan
Phone: (601) 266-4503
Email: jack.duggan@usm.edu
Website: southernmiss.com

2017 SCHEDULE

Sept. 2	Kentucky
Sept. 9	Southern
Sept. 16	at ULM
Sept. 30	North Texas
Oct. 7	at UTSA
Oct. 14	UTEP
Oct. 21	at Louisiana Tech
Oct. 28	UAB
Nov. 4	at Tennessee
Nov. 11	at Rice
Nov. 18	Charlotte
Nov. 25	at Marshall

GAME NOTES

- The Vols and Golden Eagles will meet for just the sixth time ever, with each meeting being played at Neyland Stadium.
- Tennessee is 5-0 against Southern Mississippi all-time.
- This will be the first matchup between the programs since the Vols' 39-19 victory in 2007.
- The Golden Eagles are competing in their first football season under new athletic director Jon Gilbert. Gilbert served as Tennessee's executive senior associate athletics director from 2011-17.



MISSOURI TIGERS

11-11 | COLUMBIA, MO.

QUICK FACTS

Location: Columbia, Mo.
Colors: Old Gold and Black
Stadium: Memorial Stadium (71,168)
Conference: Southeastern (East)
Head Coach: Barry Odom (2nd Season)
Career Record/at Mizzou: 4-8/Same
Series: 3-2 MU
At Columbia: 1-1
Last Meeting: W, 63-37 (11/19/16)
2016 Overall Record: 4-8
2016 Conf. Record/Finish: 2-6/7th East
2016 Bowl/Final Rank: None/None

MEDIA INFO

Media Contact: Chad Moller
Phone: (573) 882-0712
Email: mollerc@missouri.edu
Website: mutigers.com

2017 SCHEDULE

Sept. 2	Missouri State
Sept. 9	South Carolina
Sept. 16	Purdue
Sept. 23	Auburn
Oct. 7	at Kentucky
Oct. 14	at Georgia
Oct. 21	Idaho
Oct. 28	at UConn
Nov. 4	Florida
Nov. 11	Tennessee
Nov. 18	at Vanderbilt
Nov. 25	at Arkansas

GAME NOTES

- Tennessee is looking to claim three consecutive wins over Missouri, including a second straight win in Columbia.
- After joining the SEC in 2012, Missouri won its first three meetings against Tennessee. The Vols have since won the last two against the Tigers, including 19-8 win at Columbia in 2015.
- The first-ever meeting between Tennessee and Missouri went four overtimes, tying for the third-longest game in Tennessee history. The Tigers prevailed, 51-48.

LSU TIGERS

11-18 | KNOXVILLE

QUICK FACTS

Location: Baton Rouge, La.
Colors: Purple and Gold
Stadium: Tiger Stadium (102,321)
Conference: Southeastern (West)
Head Coach: Ed Orgeron (2nd season)
Career Record/at LSU: 22-29/6-2
Series: 20-9-3 UT
At Knoxville: 11-3-1 UT
Last Meeting: L, 7-38 (10/15/11)
2016 Overall Record: 8-4
2016 Conf. Record/Finish: 5-3/T2nd West
2016 Bowl/Final Rank: Citrus Bowl (W, 29-9 vs. Louisville)/ AP-13, Coaches-14

MEDIA INFO

Media Contact: Michael Bonnette
Phone: (225) 578-8226
Email: mbonnet@lsu.edu
Website: lsusports.net

2017 SCHEDULE

Sept. 2	vs. BYU (Houston)
Sept. 9	Chattanooga
Sept. 16	at Mississippi State
Sept. 23	Syracuse
Sept. 30	Troy
Oct. 7	at Florida
Oct. 14	Auburn
Oct. 21	at Ole Miss
Nov. 4	at Alabama
Nov. 11	Arkansas
Nov. 18	at Tennessee
Nov. 25	Texas A&M

GAME NOTES

- Tennessee and LSU will meet for the first time since 2011 and for the second straight time in Knoxville. The Tigers defeated the Vols, 38-7, in that meeting and holds a four-game winning streak in the series.
- Tennessee holds a 20-9-3 edge in the series and are 11-3-1 in Knoxville.
- LSU's head football coach, Ed Orgeron, is entering into his first full season as head coach after serving as the Tigers' interim coach for the first part of the 2016 season.
- Orgeron was Tennessee's defensive line coach and recruiting coordinator in 2009.

VANDERBILT COMMODORES

11-25 | KNOXVILLE

QUICK FACTS

Location: Nashville, Tenn.
Colors: Black and Gold
Stadium: Vanderbilt Stadium (40,350)
Conference: Southeastern (East)
Head Coach: Derek Mason (4th Season)
Career Record/at VU: 13-24/Same
Series: 75-30-5 UT
At Knoxville: 38-11-1 UT
Last Meeting: L, 34-45 (11/26/16)
2016 Overall Record: 6-7
2016 Conf. Record/Finish: 3-5/6th East
2016 Bowl/Final Rank: Independence Bowl (L, 41-17 vs. NC State)/None

MEDIA INFO

Media Contact: Larry Leathers
Phone: (615) 322-4121
Email: larry.leathers@vanderbilt.edu
Website: vucommODORES.com

2017 SCHEDULE

Sept. 2	at MTSU
Sept. 9	Alabama A&M
Sept. 16	Kansas State
Sept. 23	Alabama
Sept. 30	at Florida
Oct. 7	Georgia
Oct. 14	at Ole Miss
Oct. 28	at South Carolina
Nov. 4	Western Kentucky
Nov. 11	Kentucky
Nov. 18	Missouri
Nov. 25	at Tennessee

GAME NOTES

- This season's game is the 111th all-time meeting between Tennessee and Vanderbilt. The 110 meetings dating back to 1892 are the second-most in any UT series, eclipsed only by 113 games vs. Kentucky since 1893.
- Tennessee leads the all-time series 75-30-5, including a 38-11-1 record in Knoxville.
- The Vols won 22 consecutive meetings from 1983-2004 (including three consecutive shutouts from 2001-2003).
- Tennessee has won 31 of its last 35 over Vanderbilt.



**2017
TENNESSEE
STAFF**



BUTCH JONES

HEAD COACH

FIFTH SEASON AT TENNESSEE
FERRIS STATE '90

Butch Jones enters his fifth season at Tennessee and his 11th season overall as a head coach in 2017 with a résumé that not only places him among the top coaches in the Southeastern Conference, but also the entire country.

Jones' teams have won four conference championships, advanced to eight bowls and finished in the Top 25 five times during his 10 seasons as a head coach at Tennessee, Cincinnati and Central Michigan. Along the way, Jones has coached six All-Americans, 76 all-conference selections and 21 NFL Draft picks, including the NFL's highest-paid wide receiver Antonio Brown, and Tennessee's most recent first-round pick, Derek Barnett, who was selected at No. 14 by the Philadelphia Eagles in 2017. Jones holds an 80-48 record (.625) in 10 seasons as a head coach.

Tennessee is one of just three SEC teams to win at least nine games the last two seasons and one of just nine teams in the nation to win bowl games in three consecutive seasons heading into the fall. Momentum continues to build on Rocky Top under Jones as the charismatic leader has pushed the Vols to a 30-21 mark and three straight winning seasons for the first time in 12 years, while instilling a championship culture back to a program that had recorded just one winning season in the previous five years when he took over Tennessee prior to the 2013 campaign.

Faced with a rebuild when he was announced as the new head coach on Dec. 7, 2012, Jones has remodeled the Vols "brick by brick" into a consistent winner in his own image, as a passionate, competitive and consistent band of brothers, working tirelessly to bring Tennessee back to the top of the SEC.

Jones also has made developing men off the field a top priority at Tennessee and throughout his career. He has coached 203 academic all-conference award winners, including 109 SEC academic honor roll recipients at Tennessee. Under Jones, every academic record in Tennessee football history has been broken and 84 Vols have earned degrees. In 2016, three Vols collected Academic All-District honors, while every senior on the 2016 team graduated with a degree. Last spring, Joshua Dobbs received the Torchbearer Award for 2016-17 – the highest honor given to a student at the University of Tennessee in recognition of their accomplishments in the community and academics. Additionally, 67 student-athletes earned Vol Scholar designation in 2016-17 for having a 3.0 GPA. UT football has achieved its highest-ever GPA, single-year and multi-year APR, and Graduation Success Rate during Jones' first four years at the helm. Over the last two seasons, 26 Vols have played in bowl games as college graduates.

A two-time BIG EAST Coach of the Year, Jones took over a program that hadn't won a bowl game since 2007. Entering the 2017 season, Jones' Vols have won three consecutive bowl games for the first time in over 20 years (1994-95-96) and have brought back-to-back nine-win seasons to Rocky Top for the first time in nearly a decade. Entering the 2017 season, the Vols own a 15-4 mark in their last 19 games, which is the second-best mark in the SEC.

Jones joined UT from the University of Cincinnati, where he finished with a 23-14 record (.657) in three seasons with the Bearcats. Jones was also the head coach for three years at Central Michigan (27-13, .675, from 2007-09). He has won

COACHING CAREER

Year	School	Position
1987-89	Tampa Bay (NFL)	Intern
1990-92	Rutgers	Graduate Assistant
1993-94	Wilkes Univ.	Offensive Coordinator
1995	Ferris State	Running Backs
1996-97	Ferris State	Offensive Coordinator
1998	Central Michigan	Tight Ends
1999	Central Michigan	Wide Receivers
2000	Central Michigan	Running Backs
2001-03	Central Michigan	Offensive Coordinator
2004	Central Michigan	Running Backs
2005-06	West Virginia	Wide Receivers
2007-09	Central Michigan	Head Coach
2010-12	Cincinnati	Head Coach
2013-	Tennessee	Head Coach

HEAD COACHING RECORD

Year	Team	Record	Final Rank AP/Coaches	Conference
2007	Central Michigan	8-6	-/-	6-1 (1st)
2008	Central Michigan	8-5	-/-	6-2 (t-2nd)
2009	Central Michigan	11-2	23/24	8-0 (1st)
2010	Cincinnati	4-8	-/-	2-5 (7th)
2011	Cincinnati	10-3	25/21	5-2 (t-1st)
2012	Cincinnati	9-3	RV/22	5-2 (t-1st)
2013	Tennessee	5-7	-/-	2-6 (6th East)
2014	Tennessee	7-6	-/-	3-5 (t-4th East)
2015	Tennessee	9-4	22/23	5-3 (t-2nd East)
2016	Tennessee	9-4	22/24	4-4 (t-2nd East)
TOTALS	10 seasons	80-48		46-30

4 Conf. Championships

8 BOWL TEAMS, 4 CONF. CHAMPS

Year	Team	Record	Conf.	Bowl
2007	Central Michigan	8-6	MAC Champs	Motor City
2008	Central Michigan	8-5	MAC West - T-2nd	Motor City
2009	Central Michigan	11-2	MAC Champs	GMAC
2011	Cincinnati	10-3	BIG EAST Champs	Liberty
2012	Cincinnati	9-3	BIG EAST Champs	Belk
2014	Tennessee	7-6	SEC East - T4th	TaxSlayer
2015	Tennessee	9-4	SEC East - T2nd	Outback
2016	Tennessee	9-4	SEC East - T2nd	Music City

at least eight games in seven of his 10 years as a head coach, including five seasons of nine-plus wins (2009, 2011, 2012, 2015, 2016). Jones has won 10 or more games twice, finishing 11-2 at CMU in 2009 and posting a 10-3 record with Cincinnati in 2011. He has led teams to four conference championships in his 10 seasons as a head coach, including the Big East title in 2011 and 2012 with Cincinnati and the 2007 and 2009 Mid-American Conference titles at Central Michigan.

In 2016, the Vols finished in the Top 25 (CFP No. 21, AP No. 22, Coaches No. 24) for the second straight season. Led by Dobbs at quarterback, the Vols put together the most prolific offense in Big Orange history. Jones' explosive offense set a new school record for points scored (473), while piling up 5,768 yards of total offense – the second-most in Tennessee history. UT had the SEC's second-best scoring offense at 36.3



points per game. Barnett totaled an SEC-best 13.0 sacks en route to consensus All-America accolades and broke Reggie White's career sack record with 33.0. Barnett, Dobbs and kick returner Evan Berry collected All-SEC honors.

UT's 2016 season featured a pair of thrilling comeback wins over conference foes Florida and Georgia as well as a 45-24 victory over Virginia Tech in front of an NCAA football attendance record 156,990 fans at the inaugural Battle of Bristol held at Bristol Motor Speedway on Sept. 10. The three victories were part of UT's first 5-0 start since 1998 and included consecutive victories over ranked teams for the first time since 1999. The Vols had 17 different starters miss a game due to injury and lost five defensive players to season-ending injuries. UT finished with a 6-1 record at home, the best record by the Vols since 2007. Tennessee capped the season by defeating Nebraska in the Franklin American Mortgage Music City Bowl – the third straight bowl win for the Vols.

Jones' fourth Tennessee team found additional success following the season when six Vols were selected in the 2017 NFL Draft in the spring. At No. 14, Barnett became the highest drafted Vol since Eric Berry (No. 5) in 2010 and UT had its most players drafted in the first four rounds since 2002 as all six Vols were selected before the start of the fifth round. In addition to Barnett, who became the UT's 46th first-round pick all-time, Alvin Kamara (third round, No. 67, New Orleans Saints), Cameron Sutton (third round, No. 94, Pittsburgh Steelers), Jalen Reeves-Maybin (fourth round, No. 124, Detroit Lions), Josh Malone (fourth round, No. 128, Cincinnati Bengals) and Dobbs, (fourth round, No. 135, Steelers) were all selected in the draft.

Jones led the Vols to a 9-4 record in 2015, marking Tennessee's best season since 2007. The Vols finished the season on a six-game winning streak – the Vols' longest winning streak since 2003. Tennessee closed the 2015 season with a 45-6 victory over No. 13 Northwestern in the Outback Bowl. It was Tennessee's largest margin of victory in its storied bowl history. UT finished the season ranked No. 22 in the final AP Poll and No. 23 in the Coaches Poll.

In 2015, Tennessee had one of the nation's top rushing attacks. The Vols ranked 20th in the nation and second in the SEC with 2,908 rushing yards, the second-most in Tennessee history. The Vols also had arguably the nation's top special teams unit. The Big Orange led the nation in kickoff return average (33.41) and ranked fourth in punt return average (17.2). All-American Evan Berry was the country's top kick returner (38.3 average) and he was just one of four players that season with three kickoff return touchdowns. Fellow All-American Sutton led all punt returners with an 18.7-yard average and was one of 11 players with two brought back for touchdowns. Punter Trevor Daniel ranked eighth in the nation and second in the SEC with a 45.7-yard average. The Vols' defense led the SEC and ranked second nationally with a .276 opposing third-down conversion percentage, too.

In 2014, Tennessee finished its second season under Jones with a 7-6 record that included a 45-28 win over Iowa in the TaxSlayer Bowl in Jacksonville which marked the first January bowl game for UT since the 2007 season. The Vols opened the 2014 season by playing 21 true freshmen in a 38-7 win over Utah State, the most true freshmen to play in a season opener in UT history. Overall, Tennessee led the nation overall with 23 true freshman playing in 2014, including 12 true freshmen who started games. Tennessee's win over South Carolina in 2014 marked one of the biggest comebacks in school history as the Vols trailed by 14 with less than two minutes remaining. Also in 2014, the 95 combined points against South Carolina (45) and Kentucky (50) were the most for Tennessee in consecutive games since 2003, while the 50 points and the 34-point margin of victory over Kentucky (50-16) were the most for UT since 2010.

THE JONES FILE

Born: January 17, 1968

Wife: Barb

Children: Alex, Adam, Andrew

Education: Ferris State '90

Hometown: Saugatuck, Mich.



Jones was named the 24th head football coach in Tennessee history on Dec. 7, 2012, finished with a 5-7 record during his first season, laying the foundation for future success. In his first season on Rocky Top, the Vols defeated No. 11/9 South Carolina, the first win for UT over a ranked opponent since 2009.

UT rushed for 2,261 yards in 2013, the most for the Vols at the time since 2004 and their second-highest total since 1999. The Vols' opportunistic defense in 2013 forced 25 turnovers, tied for the second-most by a UT defense since 2005. UT also played the toughest schedule in the nation in 2013, facing seven ranked teams. Led by first-round selection Ja'Wuan James (No. 19, Miami Dolphins), three Vols were picked in the 2014 NFL Draft following the season.

Jones and his staff have been relentless on the recruiting trail since arriving in Knoxville. Under Jones' leadership, Tennessee's recruiting class has finished among the top SEC schools each year, including national Top 5 classes in 2014 and 2015. In 2017, the Vols claimed their fourth consecutive Top 15 recruiting class, highlighted by early enrollee and ESPN's No. 1 prospect Trey Smith. Jones has recruited players with the ability to make an immediate impact as evidenced by six Vols collecting freshmen All-America honors from 2013-15.

Off the field, Jones recognizes the importance of academics and life skills development. Tennessee has broken every academic record under Jones. Twenty-seven Vols collected SEC Academic Honor Roll honors in 2016, following 34 Vols who earned the distinction in 2015. Sixty-seven Vols were named Vol Scholars (3.0 GPA or above) in 2016, while 69 Vols grabbed the same honor in 2015. Jones' teams posted the best APR scores in program history in each of his first two semesters as head coach, including a perfect 1000 score in Spring 2013 and no eligibility points lost in either semester.

Prior to joining Tennessee, Jones had successful three-year stints as the head coach at Cincinnati and Central Michigan.

STAFF

He earned Big East Conference Coach of the Year honors after his 10-win season with the Bearcats in 2011 and earned the same honor from CBSsports.com in 2012, a year in which his squad captured its second consecutive bowl victory and finished in the Top 25. UC finished the regular season 9-3 with a 5-2 league record to share the Big East crown.

In 2011, Cincinnati was the only program nationally to win both its conference title and its league top academic honor, earning the 2010-11 Big East Team Academic Excellence Award, with JK Schaffer being named the 2011 American Eagle Outfitters Big East Football Scholar-Athlete of the Year, the second consecutive UC player to earn that honor (John Goebel in 2010).

The 2011 UC team was the most improved team from a BCS conference, finishing 10-3 and six wins better than the 4-8 finish in 2010. Cincinnati also recorded its first bowl win over a BCS opponent, defeating Vanderbilt 31-24 in the Liberty Bowl. UC placed eight players on the All-Big East Conference team from 2011-12, including Big East Offensive Player of the Year Isaiah Pead and Big East Co-Defensive Player of the Year Derek Wolfe in 2011.

Before accepting the head coaching position at Cincinnati, Jones's 27-13 record at Central Michigan included a pair of MAC titles, three consecutive bowl appearances, and a No. 23 postseason ranking in 2009. The Chippewas were 22-3 in the MAC during his tenure, and he was the only head coach

to lead the program to consecutive bowl games as well as the first in the history of the MAC to do so in his first three seasons.

In addition to Pittsburgh Steelers All-Pro receiver Antonio Brown, Jones also recruited and coached offensive lineman Eric Fisher at CMU. Fisher was drafted No. 1 overall in the 2013 NFL Draft by the Kansas City Chiefs. Joining Fisher in Kansas City was another Jones product, Travis Kelce, who was selected in the third round after playing at Cincinnati.

Jones was the wide receivers coach at West Virginia from 2005-06 before he moved to Central Michigan, during which time the Mountaineers went a combined 22-3, including a Sugar Bowl win over Georgia. He served as an assistant at Central Michigan for seven years from 1998-2004, as offensive coordinator (2002-04), running backs coach (1999-2004), and as tight ends coach (1998). Jones was also the offensive coordinator at Ferris State from 1995-97 and at Wilkes University from 1993-94 and also served as an assistant at Rutgers from 1990-92.

Jones is a 1990 graduate of Ferris State University in Michigan, where he was a two-year letterman on the football team. His original entry into the coaching ranks was as an intern with the Tampa Bay Buccaneers from 1987-89. Jones and his wife, Barb, are the parents of three sons: Alex (21), Adam (16), and Andrew (10).





BRADY HOKE

ASSOC. HEAD COACH / DEF. LINE COACH

FIRST SEASON AT TENNESSEE
BALL STATE '82

- Brady Hoke was named Tennessee's associate head coach and defensive line coach on Feb. 7, 2017.
- Spent the 2016 season at Oregon as defensive coordinator/defensive ends coach after 12 seasons as a head coach at the FBS level.
 - Joined UT with 33 years of coaching experience at the collegiate level including 12 seasons as a FBS head coach with Michigan (2011-14), San Diego State (2009-10) and Ball State (2003-08).
 - The 58-year-old Ohio native earned conference coach-of-the-year honors in three different leagues as a head coach while posting a 78-70 overall record. In his time as a head coach, Hoke's teams produced 74 all-conference selections.
 - He brings 18 seasons of experience as a defensive line coach with stops at Grand Valley State (1983), Western Michigan (1984-86), Oregon State (1989-94) and Michigan (defensive ends coach 1995-96, defensive line coach 1997-2001, associate head coach/defensive line coach 2002).
 - Was Michigan's head coach from 2011-14, guiding the Wolverines to a 31-20 mark including an 18-14 conference record. He became the first Michigan head coach to go undefeated at home in his first two seasons since Fielding Yost in 1901-02. The Wolverines were a perfect 8-0 at Michigan Stadium in 2011 and 6-0 at the "Big House" in 2012.
 - In his first season in Ann Arbor, led the Wolverines to an 11-2 record and an Allstate Sugar Bowl victory. Hoke became one of eight coaches to direct a team to a BCS bowl in his first season while he became the third coach to direct a team to a BCS bowl victory in his first season. Nationally, he was named the Maxwell Football Club Collegiate Coach of the Year and was named a finalist for three other national coach-of-the-year honors: the Bear Bryant, Eddie Robinson and Liberty Mutual awards. The Big Ten Conference's coaches voted Hoke as the inaugural recipient of the Hayes-Schembechler Coach-of-the-Year Award, while the Big Ten media named him the Dave McClain Coach of the Year.
 - Was only the fifth Big Ten coach to win at least 10 games in his first season as head coach and became the third Michigan coach to win his first six games (along with Fielding Yost-1901; and Bennie Oosterbaan-1948). With four more wins than the 2010 squad (7-6), Hoke tied Yost's 1901 team as the school's only two teams with a four-win improvement under a first-year head coach from the previous season.
 - A former linebacker at Ball State, his defense at Michigan improved from a unit that ranked 108th in the Football Bowl Subdivision in scoring defense prior to his arrival and 110th in yards allowed to one that ranked among the top 20 in the country in scoring and total defense in 2011 and 2012. The final year of his tenure was the Wolverines' best on defense as they ranked seventh in the nation, allowing only 311.3 yards per contest.
 - Twenty-one Wolverines earned All-Big Ten distinction in four seasons under Hoke, including back-to-back-to-back Big Ten Rimington-Pace Offensive Lineman of the Year winners in center David Molk (2011) and left tackle Taylor Lewan (2012-13). Devin Funchess also earned Big Ten Kwalick-Clark Tight End of the Year honors in 2013.
 - Also excelled on the recruiting front, signing a pair of top-five recruiting classes at Michigan. His 2013 class ranked No. 2 nationally and produced 2015 All-America selections Jake Butt (TE) and Jourdan Lewis (CB).
 - Prior to joining Michigan, spent two seasons as head

COACHING CAREER

Year	Team	Position
1981-82	Yorktown H.S. (Ind.)	Defensive Coordinator
1983	Grand Valley State	Defensive Line
1984-86	Western Michigan	Defensive Line
1986-89	Toledo	Linebackers
1989-94	Oregon State	Defensive Line
1995-96	Michigan	Defensive Ends
1997-01	Michigan	Defensive Line
2002	Michigan	Assoc. Head Coach/ Defensive Line
2003-08	Ball State	Head Coach
2009-10	San Diego State	Head Coach
2011-14	Michigan	Head Coach
2016	Oregon	Defensive Coordinator/ Defensive Ends
2017-	Tennessee	Assoc. Head Coach/ Defensive Line

coach at San Diego State. He earned Mountain West Conference Coach of the Year honors in 2010 and guided the Aztecs to their first bowl game in 12 years during his final season as well as the most wins (9-4) since 1977. Six of his players earned All-MWC first team honors in 2010, including running back Ronnie Hillman, the league's Freshman of the Year. Seven additional players earned second team (4) honors and honorable mention (3). In 2009, five players were named to All-MWC teams, while 11 were MWC All-Academic selections in Hoke's first season at San Diego State.

- Earned his first head coaching job at his alma mater, Ball State, where he directed the program for six seasons to a 34-38 record. His tenure culminated with 12-1 campaign in 2008 and an undefeated Mid-American Conference regular season. Ball State earned its first-ever Associated Press top 25 ranking and Hoke was named the 2008 MAC Coach of the Year. He mentored players to 35 All-MAC selections in six years en route to back-to-back bowl game appearances in 2007 and 2008.

- Began his coaching career as a defensive coordinator at Yorktown (Ind.) High School in 1982 before entering the collegiate ranks as an assistant coach at Grand Valley (Mich.) State in 1983. His coaching career has also stops at Western Michigan (1984-86), Toledo (1987-88), Oregon State (1989-94) and Michigan (1995-2002). He served as defensive line coach at each of his assistant coaching stints with the exception of Toledo, where he coached the Rockets' linebackers.

- As a defensive line coach at Michigan, Hoke was part of three Big Ten champion teams (1997, 1998, 2000), including the 1997 national champion and Rose Bowl-winning squad, before being elevated to associate head coach in 2002.

- A 1982 graduate of Ball State University, Hoke earned four letters (1977-80) with the Cardinals. He was part of the only two teams in Ball State football history to post undefeated conference seasons: as a player in 1978, and as the head coach in 2008. Hoke led Ball State to the 1978 MAC championship and as a team captain in 1980, earned All-MAC second-team honors. He graduated from Fairmont East High School in Kettering, Ohio, in 1977.

- He and his wife, the former Laura Homberger, have one daughter, Kelly.
- Is younger brother of Jon Hoke, who is the defensive backs coach for the Tampa Bay Buccaneers



LARRY SCOTT

OFFENSIVE COORDINATOR / TIGHT ENDS

SECOND SEASON AT TENNESSEE
USF '00

- Was named UT's offensive coordinator on Jan. 20, 2017, after previously serving as the Vols' special teams coordinator and tight ends coach in 2016
- In 2016, Tennessee averaged 24.9 yards on 42 kickoff returns and 11.1 yards on 33 punt returns while punter Trevor Daniel averaged 44.6 yards per punt and kicker Aaron Medley scored 94 points (11 field goals, 61 extra points) while booting a personal-best 45 touchbacks on kickoffs.
- UT tight ends combined for 45 receptions, 499 yards and two touchdowns in 2016 and helped pave the way for 2,668 rushing yards (5.2-yard average).
- Coached fifth-year senior Jason Croom, who made the transition from wide receiver to tight end in 2016 and tallied 21 catches for 242 yards
- Joined the Vols in 2016 after spending the previous three seasons as the Miami Hurricanes' tight ends coach and interim head coach for the final six games of 2015
- As Miami's interim head coach, led the Hurricanes to a 4-2 mark and a berth in the Sun Bowl
- Has 15 years of coaching experience, including 11 seasons on the collegiate level, and has coached in eight bowl games
- Became the 22nd football coach in UM history on Oct. 25, 2015, given the interim tag after Al Golden was fired after seven games. The Hurricanes won four of their last five games under Scott en route to an 8-4 finish.
- In 2014, the UM tight ends combined for 52 receptions and 833 yards receiving. Under Scott's tutelage, Clive Walford led the team with 44 catches, earned third-team All-America and second-team All-ACC honors, and was picked in the third round of the NFL Draft by the Oakland Raiders.
- Spent eight seasons at the University of South Florida, beginning in 2005 as the director of high school relations. He moved to a graduate assistant role in 2006 before he was promoted to tight ends coach in 2007, a

COACHING CAREER

Year	Team	Position
2001	Wharton H.S. (Fla.)	Run-game Coord./Off. Line
2001-03	Freedom H.S. (Fla.)	Offensive Coord./Off. Line
2004	Sebring (Fla.)	Co-offensive Coordinator
2005	USF	Dir. of High School Relations
2006	USF	Graduate Assistant
2007-08	USF	Tight Ends
2009	USF	Offensive Line
2010-11	USF	Tight Ends
2012	USF	Running Backs
2013-15	Miami (Fla.)	Tight Ends
2015	Miami (Fla.)	Interim Head Coach
2016	Tennessee	Tight Ends/ST Coordinator
2017-	Tennessee	Offensive Coord./Tight Ends

position he led from 2007-08 and again in 2010-11.

- Coached the USF offensive line in 2009 and moved to running backs coach in 2012.
- A native of Sebring, Fla., Scott was part of a group that helped USF to its fifth straight eight-win season, making it one of only 15 programs nationally and one of just 10 in BCS leagues to accomplish the feat
- Began his coaching career as run game coordinator and offensive line coach at Tampa's Wharton High School from May 2001-August 2001
- Served as offensive coordinator and o-line coach from 2001-03 at Freedom School before returning to his alma mater, Sebring High School, in 2004 as the co-offensive coordinator
- Was a three-year letterman at South Florida, where he played offensive tackle and earned his bachelor's degree in communications
- Scott and his wife, Shakiera, have three children: sons, Larry and Jalen, and daughter Jurnee





BOB SHOOP

DEFENSIVE COORDINATOR

SECOND SEASON AT TENNESSEE
YALE '88

- Was hired on Jan. 9, 2016, as Tennessee's defensive coordinator. Has 28 years of collegiate coaching experience, including the last six as a defensive coordinator at Power 5-conference schools.

- Has worked 14 seasons as a defensive coordinator with previous stops at Yale (1994-96), Villanova (1997), William & Mary (2007-10), Vanderbilt (2011-13) and Penn State (2014-15) and three seasons as a head coach at Columbia (2003-05).

- Over his last 10 seasons as a defensive coordinator, he coached 14 NFL Draft picks with three at UT, five at Penn State, three at Vanderbilt and three at William & Mary.

- Directed a Vols defense in 2016 that was decimated by injuries as the Vols lost five defensive players to season-ending injuries and were forced to start 10 different lineups in the secondary due to injuries. Despite the injuries, Derek Barnett earned Consensus All-America honors while registering a career-high and SEC-best 12 sacks along with a conference-high 18 tackles for loss.

- In 2016, the Vols ranked sixth in the SEC and tied for 32nd in the country with 24 takeaways. UT ranked third in the SEC, and 15th in the country with 100 tackles for loss. Tennessee was third in the SEC and tied for seventh in the nation with 13 fumbles recovered.

- Coordinated units that finished in the Top 25 nationally in total defense from 2011-15. In 2015, Penn State ranked 15th in the country in total defense (324.3) 10th in passing defense, (174.5) and tied for the most sacks per game (3.54) in the nation.

- In his first season overseeing the Nittany Lions defense in 2014, the unit ranked second in NCAA total defense (278.7 avg. per game) and seventh in scoring defense.

- Served as defensive coordinator and safeties coach at Vanderbilt from 2011-13. He directed defense to Top 25 finishes in total defense in each of his three seasons.

- Under his tutelage, Vanderbilt forced 30 turnovers in 2013, tied for 10th nationally, including 24 over the final eight games.

COACHING CAREER

Year	School	Position
1989	Yale	Graduate Assistant
1990	Virginia	Graduate Assistant
1991-93	Northeastern	Defensive Backs
1994-96	Yale	Defensive Coordinator
1997	Villanova	Defensive Coordinator
1998	Army	Defensive Backs
1999-2002	Boston College	Defensive Backs
2003-05	Columbia	Head Coach
2006	UMass	Defensive Backs
2007-10	William & Mary	Defensive Coordinator/DBs
2011-13	Vanderbilt	Defensive Coordinator/Safeties
2014-15	Penn State	Defensive Coordinator/Safeties
2016-	Tennessee	Defensive Coordinator

- Shoop's 2012 unit held opponents to 18.8 points per game, the lowest by Vanderbilt since 1997, and ranked in the Top 20 nationally in pass defense (14th, 191.8 avg.), scoring defense (15th, 18.8 avg.) and total defense (19th, 339.9 avg.).

- Began his coaching career at his alma mater, Yale, in 1989 as a graduate assistant. He has also spent time with William & Mary (2007-10), Massachusetts (2006), Columbia (2003-05), Boston College (1999-2002), Army (1998), Villanova (1997), Yale (1989, 1994-96), Northeastern (1991-93) and Virginia (1990).

- Played wide receiver at Yale where he earned his bachelor's degree in economics. He was recognized with Yale Football's prestigious Robert Gardner Anderson Memorial Award for team spirit, dedication and leadership. He also earned four letters in baseball.

- A native of Oakmont, Pa., Shoop was a three-sport standout at Riverview High School and is a member of the Allegheny-Kiski Valley Sports Hall of Fame. He and his wife, Maura, have two sons, Tyler and Jay.





ROBERT GILLESPIE

ASST. HEAD COACH/RUNNING BACKS/RECRUITING COORD.

FIFTH SEASON AT TENNESSEE
FLORIDA '05

- Has been part of teams that have appeared in 14 bowl games and two conference championships (as a player with Florida in 2000, as a coach with West Virginia in 2011)

- Coached in 10 bowl games, including the Music City (2016), Outback (2016, 2015 season), TaxSlayer (2015, 2014 season), Pinstripe (2012), Orange (2011), Alamo (2010), Cotton (2010, 2009 season), Outback (2009), Liberty (2006), and Independence (2005)

- In addition to running backs duties with the Vols, was promoted to recruiting coordinator on Feb. 6, 2015

- In his 11 seasons as a running backs coach, his teams are a combined 88-53 (.624 pct.)

- Has directed a rushing attack at UT that has scored a rushing TD in a school-record 28 straight games. Vols scored 31 times via the ground in 2016.

- Vols rushed for 2,668 yards in 2016, marking the first time since the 1992, 1993 and 1994 seasons that UT had topped 2,000 rushing yards in three-consecutive years.

- In 2016, Alvin Kamara scored a career-high 13 TDs in 11 games, led the SEC with 12 TDs in conference play and ranked third with 136.4 all-purpose yards per game in SEC games. Sophomore John Kelly burst onto the scene with 630 yards on 98 carries, an average of 6.4 yards per rush

- Coached All-SEC RB Jalen Hurd (1,288 yards) in 2015 to UT's 18th 1,000-yard season and UT's most rushing yards (2,908) since 1951, and mentored Hurd in 2014 to the best rushing season by a Vols' true freshman since eventual NFL MVP Jamal Lewis in 1997

- In his first season with the Vols helped RB Rajion Neal to a 1,000 yard season, the first Vol to achieve the feat in the regular season since 2009.

- The 2012 Mountaineers team rushed for 171.8 yards per game, almost a 50 yards per game improvement over

COACHING CAREER

Year	Team	Position
2005	South Carolina	Grad Assistant, Video
2006-08	South Carolina	Running Backs
2009-10	Oklahoma State	Running Backs
2011-12	West Virginia	Running Backs
2013-14	Tennessee	Running Backs
2015	Tennessee	Recruiting Coordinator/ Running Backs
2016-	Tennessee	Assistant Head Coach Recruiting Coordinator/ Running Backs

the team's 2011 total (122.7)

- In 2012, coached running back Andrew Buie, who rushed for a career-high 207 yards at Texas

- Coached NFL running backs Kendall Hunter and Keith Toston at Oklahoma State. Hunter was an All-American for OSU in 2010 and played in Super Bowl XLVII for the 49ers

- Coached three All-Big 12 runners at Oklahoma State: Hunter, Toston, and fullback Bryant Ward. At OSU in 2010, Hunter was ninth in the nation with 1,548 rushing yards and 16 touchdowns

- Four-year letterman at Florida at running back that rushed for 1,854 yards and served as team captain in 2001. Graduated from Florida in 2005

- Ended Florida career ranking second all-time for the Gators in receptions (96) and receiving yards (1,091) by a running back

- A native of Hattiesburg, Miss., he and his wife, Crystal, have two daughters, Nola and Sadie, and, a son, Wynston



CHARLTON WARREN

DEFENSIVE BACKS / SPECIAL TEAMS COORD.

FIRST SEASON AT TENNESSEE
AIR FORCE '99

- Charlton Warren was named defensive backs coach and special teams coordinator coach for the Vols on Jan. 16, 2017.

- Previously served as defensive backs coach at the University of North Carolina the last two seasons and also has spent time on the Nebraska and Air Force coaching staffs

- Joined the North Carolina coaching staff in 2015. UNC posted the 10th-best passing defense in the NCAA in 2016, allowing only 180.8 yards per game through the air.

- In 2015, the Tar Heels allowed only 11 passing touchdowns, the fourth-fewest in the NCAA. Senior cornerback Des Lawrence earned third-team All-ACC honors.

- In his first year in Chapel Hill, Warren played a major role for a North Carolina defense that allowed 14.5 fewer points from the previous season, the best improvement of any Power 5 program. UNC also had the most improved pass defense in the country in both pass efficiency and yards per pass attempt. The Tar Heels led the ACC in interceptions, turnovers gained and passes defended

COACHING CAREER

Year	Team	Position
2005-07	Air Force	Secondary/Recruiting Coord.
2008-11	Air Force	Co-Defensive Coordinator/ Secondary/Recruiting Coord.
2012-13	Air Force	Associate Head Coach/ Defensive Coordinator/ Secondary
2014	Nebraska	Secondary
2015-16	North Carolina	Defensive Backs
2017-	Tennessee	Defensive Backs/ Special Teams Coordinator

while posting an 11-3 record and a berth in the ACC Championship Game.

- Spent the 2014 season as the secondary coach at Nebraska. Under Warren's direction, the Huskers ranked fifth nationally in pass efficiency defense and 32nd in passing yards allowed. The Huskers ranked second nationally in completion percentage (48.5 pct.), 13th in



yards per passing attempt (6.1) and 19th in touchdown passes (15).

- Prior to joining Nebraska, began his coaching career at his alma mater, Air Force, where he spent nine seasons beginning in 2005. He spent three seasons as secondary coach/recruiting coordinator, three seasons as co-defensive coordinator/secondary coach/recruiting coordinator before he was promoted to associate head coach/defensive coordinator in 2012.
- Earned a reputation as the Falcons' top recruiter and was a part of six bowl games in nine seasons.
- In 2011, the Air Force pass defense ranked third in NCAA passing yards allowed at 166.8 yards per game and was second in 2010 by allowing 147.8 yards per game.
- The 2009 Falcons defense ranked seventh nationally with 20 interceptions and led the nation in turnover margin.
- The 2009 Falcons defense also ranked in the top 20 nationally in passing yards allowed (5th), total defense (11th) and pass efficiency defense (17th).
- In addition to his coaching experience on the

collegiate level, Warren participated in the NFL minority internship program in 2007 with the Houston Texans. He spent training camp with the Texans, and assisted with the defensive and special teams units.

- Graduated from Air Force Academy in 1999 with a bachelor's degree in human factors engineering and earned his MBA from Georgia College and State University in 2003
 - Was a three-year letterman at defensive back for the Falcons, helping the program achieve consecutive 10-win seasons in 1997 and 1998, including a 12-1 record and an outright conference title in 1998
 - Following his collegiate career, performed his active service as a systems acquisitions manager at both Warner Robins Air Force Base in Georgia and Eglin Air Force Base in Florida
- A native of Atlanta, Ga., Warren and his wife, Jocelyn, have two daughters, Jayree and Teya, and a son, Chase.



TOMMY THIGPEN

LINEBACKERS/DEF. RUN GAME COORDINATOR

FIFTH SEASON AT TENNESSEE
NORTH CAROLINA '93

• Coached and played in nine bowl games in his career including Vols' 2016 Music City Bowl. Promoted to defensive run game coordinator prior to 2016 season, his fourth season with the Vols.

• Guided a 2016 Vols LB unit that was decimated by injuries with starters Jalen Reeves-Maybin (eight games) and Darrin Kirkland Jr. (five games) missing a total of 13 games. Colton Jumper led the unit and ranked fourth on the team with a career-high 61 tackles while fellow veterans Cortez McDowell (54 tackles) and Elliott Berry (34 tackles) also posted career bests.

• Reeves-Maybin earned All-SEC honors in 2015 and Kirkland Jr. was named to the SEC All-Freshman Team

• Was named the National Recruiter of the Year by Rivals.com in 2013 after helping to sign the No. 5 recruiting class in the nation

• Mentored All-SEC LB/DL Curt Maggitt, who had 11 sacks in 2014, the most by a Vol since John Henderson in 2000. Maggitt currently plays for the Indianapolis Colts.

• In his first season with the Vols, helped LB A.J. Johnson earn AP and Coaches First Team All-SEC honors

• Spent the 2009-12 seasons in the SEC at Auburn, winning the 2010 season BCS Championship

• Worked as Tigers' linebackers coach in 2012 after serving as safeties coach from 2009-11. Helped Auburn to ninth-best rushing defense in the NCAA in 2010 (109.1 yards per game)

• Worked four seasons at his alma mater, North Carolina from 2005-08, serving as linebackers coach

COACHING CAREER

Year	Team	Position
1998-99	North Carolina	Graduate Assistant
2000	Tennessee State	Linebackers
2001-02	Bowling Green	Cornerbacks, Special Teams
2003	Illinois	Cornerbacks
2004	Illinois	Linebackers
2005-08	North Carolina	Linebackers
2009-11	Auburn	Safeties
2012	Auburn	Linebackers
2013-15	Tennessee	Linebackers
2016-	Tennessee	Defensive Run Game Coord./Linebackers

• Coached at Illinois for two seasons as linebackers coach in 2004 and cornerbacks coach in 2003

• Spent 2001 and 2002 at Bowling Green as the Falcons' cornerbacks and special teams coach

• After an All-ACC career at UNC, was drafted by the New York Giants in the fifth round of the 1993 draft. Also played for the Barcelona Dragons in the World League of American Football from 1995-96

• Won four letters as a linebacker with UNC and served as team captain as a senior in 1992

• Thigpen and his wife Jacinda have two children, Asia and Naja



MIKE CANALES

QUARTERBACKS

FIRST SEASON AT TENNESSEE
UTAH STATE '84

- Was announced as Tennessee's quarterbacks coach on Jan. 20, 2017
- Arrived in Knoxville with 32 years of coaching experience, including 23 years as an offensive coordinator
- Has coached five different quarterbacks that have earned All-America recognitions and been a part of teams that have appeared in eight bowl games
 - Spent the 2016 season at his alma mater, Utah State, where he served as the assistant head coach/running backs/tight ends coach
 - From 2010-15, served as the associate head coach/offensive coordinator/quarterbacks coach at North Texas. He also spent portions of the 2010 and 2015 seasons as an interim head coach for the Mean Green. During his six seasons at North Texas, he mentored 20 offensive players who earned all-conference honors, while helping the program win just their third bowl game in school history in 2013. He coordinated a unit in 2014 that ranked tops in the nation with a 94.3 percent red zone scoring percentage. In 2013, he directed an offense that scored 414 points, the second-most in school history and the most since 1951.
 - Under Canales' guidance in 2013, North Texas quarterback Derek Thompson ranked second-best in school history for single-season passing yards (2,896), completions (251), completion percentage (64.4) and total offense (3,053). During the 2012 season, Thompson threw for a career-high 2,649 yards and set the school single-game record for completion percentage (89.3 pct.) against Kansas State when he completed 25 of 28 passes. Thompson finished his career with 7,457 passing yards and 42 touchdown passes. Canales spent a portion of the 2010 season as interim head coach at North Texas and led the team to a 2-3 mark.
 - Prior to joining North Texas, served two stints at South Florida where he was the offensive coordinator from 2007-09 and the offensive coordinator/quarterbacks coach from 1996-2000.
 - Directed a USF unit in 2008 that led the Big East Conference in scoring and finished second in total offense. He helped his team reach a national ranking as high as No. 2 during the 2007 season and No. 10 during the 2008 season. Under his leadership, South Florida quarterback Matt Grothe became the Big East career leader in total offense.
 - Spent three seasons (2004-06) as the offensive coordinator at the University of Arizona.
 - Served on Herm Edwards' staff with the New York Jets in 2003 as wide receivers coach. He tutored Santana Moss, who finished among the top 15 NFL receivers that season with 74 receptions for 1,105 yards and 10 touchdowns.
 - From 2001-02, was passing game coordinator and quarterbacks coach at North Carolina State, where he helped develop NFL All-Pro quarterback and first-round

COACHING CAREER

Year	Team	Position
1985-86	BYU	Graduate Assistant
1987-94	Snow College	Offensive Coordinator/ Quarterbacks
1995	Pacific	Quarterbacks
1996-00	USF	Offensive Coordinator/ Quarterbacks
2001-02	North Carolina State	Passing Game Coordinator/ Quarterbacks
2003	New York Jets	Wide Receivers
2004-05	Arizona	Offensive Coordinator/ Quarterbacks
2006	Arizona	Co-Offensive Coordinator/ Quarterbacks
2007-08	USF	Passing Game Coordinator/ Wide Receivers
2009	USF	Offensive Coordinator/ Quarterbacks
2010	North Texas	Interim Head Coach/ Offensive Coordinator/ Quarterbacks
2011-14	North Texas	Assoc. Head Coach/ Offensive Coordinator/ Quarterbacks
2015	North Texas	Interim Head Coach/ Assoc. Head Coach/ Offensive Coordinator/ Quarterbacks
2016	Utah State	Assistant Head Coach/ Running Backs/ Tight Ends
2017-	Tennessee	Quarterbacks

pick Philip Rivers of the San Diego Chargers. Rivers was a two-time All-ACC honoree and a Heisman Trophy candidate. North Carolina State finished 11-3 and ranked 12th in the final AP Poll in 2002, averaging 392.0 yards on offense. The offense featured a 3,000-yard passer in Rivers, a 1,000-yard receiver in Jerricho Cotchery and a 1,000-yard rusher in T.A. McLendon.

- Also worked at Pacific (1995), Snow College (1987-94) and Brigham Young (1985-86). During his time at Snow College, the team ranked in the top 10 nationally in seven of his eight seasons. He also coached the softball team for seven years, leading the team to six region titles.

- A former quarterback at Utah State from 1981-83, Canales earned a degree in speech communication. He earned a master's degree in professional leadership from BYU in 1986.

- Canales has four sons, Christopher Canales, Dr. Tyler Canales, DDS, Dakota Canales and Cameron Canales, and three grandchildren, Michah, Ofelia and Cy, whose parents are Christopher and the former Jaime Engel.



KEVIN BEARD

WIDE RECEIVERS

FIRST SEASON AT TENNESSEE
MIAMI (FLA.) '03

- Named Tennessee wide receivers coach on March 1, 2017

- Came to Rocky Top after coaching stops at FIU, Georgia and Miami (Fla.). He joined the FIU staff as wide receivers coach on Dec. 5 after working as an offensive quality control (wide receivers) assistant at Georgia for the 2016 season.

- Served as Miami's wide receivers coach in 2015 and was the Hurricanes' assistant director of football operations in 2014

- In 2016, worked with Georgia's receivers and junior Isaiah McKenzie enjoyed a breakout season, leading the Bulldogs with 44 receptions, 633 yards and seven touchdowns

- Served as Miami's wide receivers coach and passing game coordinator in 2015 and worked with current Vols offensive coordinator Larry Scott, who was the Hurricane's interim head coach for the team's final six games

- Under Beard's direction in 2015, Miami quarterback Brad Kaaya threw for 3,238 yards with 16 touchdowns to just five interceptions and three Miami receivers (Rashawn Scott, Stacy Coley, Herb Waters) each tallied career highs in receptions and receiving yards. Scott, Coley and Waters each had over 40 receptions and more than 600 yards in 2015. Scott (Miami Dolphins), Waters (Green Bay Packers) and Coley (Minnesota Vikings) are all on NFL rosters heading into the 2017 season.

- Played for the University of Miami from 1999-2003 and was a key player on the Hurricanes' 2001 National Championship team

COACHING CAREER

Year	Team	Position
2010-13	University H.S. (Fla.)	Wide Receivers
2014	Miami (Fla.)	Asst. Dir. of Football Ops
2015	Miami (Fla.)	Passing Game Coordinator/ Wide Receivers
2016	Georgia	Offensive Quality Control (WR)
2017-	Tennessee	Wide Receivers

- Totaled over 900 receiving yards and nine touchdowns in his collegiate career and was a captain on Miami's 2003 team that went 11-2 and won the 2004 Orange Bowl

- Graduated from Miami in 2003 with a degree in liberal arts and a minor in sociology and enjoyed a four-year professional career in the Arena Football League.

- After his playing career, returned to South Florida and began his coaching career, working primarily with 7-on-7 teams and at University High School in Davie, Florida

- Coached wide receivers for four years at University High School and helped lead the Suns to the 2012 3A Florida High School State Championship

- As a high school and 7-on-7 coach, mentored several wide receivers who would later enjoy successful collegiate careers, including Amari Cooper (Alabama), Travis Rudolph (Florida State), Ermon Lane (Florida State), Macgarrett Kings (Michigan State), Jordan Cunningham (Vanderbilt), Josh Hammond (Florida) and Miami receivers Tyre Brady, Malcolm Lewis and Herb Waters.

- Beard and his wife, Nordea, have three children, Kevin, Justin and Moriah.



WALT WELLS

OFFENSIVE LINE

SECOND SEASON AT TENNESSEE
BELMONT '93

- On Feb. 7, 2017, Walt Wells was promoted to Tennessee's offensive line coach. He joined the Vols in the spring of 2016 as an offensive quality control coach, working primarily with the offensive line.

- Veteran collegiate coach with over 20 years of coaching experience as an offensive line coach and coordinator with previous stops at Eastern Kentucky (1997-02, 2015), New Mexico State (2014), USF (2013) and Western Kentucky (2003-12). Also coached at Cumberland University from 1994-96 and Smyrna (Tenn.) High School from 1992-93.

- As an offensive quality control coach for the Vols in 2016, worked closely with the offensive line, which paved the way for 2,668 rushing yards (5.2-yard average)

- Was assistant head coach/offensive line coach at Eastern Kentucky in 2015, returning to EKU after a previous coaching stint there from 1997-2002

- In 2015, helped lead Eastern Kentucky to a 6-5 record and the No. 35-ranked scoring offense in FCS at 30.3 points per game

- At EKU, coached eight All-OVC players and one All-American and EKU ranked among top 15 nationally in rushing with Wells on the coaching staff in 2001 and 2002.

- As New Mexico State offensive line coach in 2014, helped center Valerian Ume-Ezeoke earn All-Sun Belt

COACHING CAREER

Year	Team	Position
1992-93	Smyrna H.S. (Tenn.)	Assistant Coach
1994-96	Cumberland	Assistant Head Coach/ Offensive Coordinator
1997-02	Eastern Kentucky	Offensive Line/Tight Ends
2003-08	Western Kentucky	Offensive Line
2009	Western Kentucky	Offensive Coordinator/ Offensive Line
2010-12	Western Kentucky	Running Game Coordinator/ Offensive Line
2013	USF	Offensive Coordinator/ Offensive Line
2014	New Mexico State	Offensive Line
2015	Eastern Kentucky	Assistant Head Coach/ Offensive Line
2016	Tennessee	Off. Quality Control (OL)
2017-	Tennessee	Offensive Line

accolades. The Aggies allowed just 10 sacks all year, which ranked second best nationally.

- Was USF's offensive coordinator and offensive line coach in 2013. Under Wells, tight end Mike McFarland and tailback Marcus Shaw were named second team All-AAC selections. He also guided wide receiver Andre Davis to a program record in single season receiving yards (735).

- Worked as Western Kentucky's offensive line coach from 2003-12 and in his final four years at WKU he also served as offensive coordinator and running game coordinator
- Four WKU offensive linemen earned All-America honors under Wells' direction, and the Hilltoppers ranked in the top four in the Sun Belt Conference in rushing each of his final four seasons at WKU - leading the league with 181.6 rushing yards per game in 2011 and improving that number to 186.2 yards per game in 2012
- Started collegiate coaching career in 1994 as the assistant head coach and offensive coordinator at Cumberland (Tenn.) and led an offense that twice topped

- the NAIA in rushing, while helping the Bulldogs reach a top-15 national ranking
- Worked as an assistant at Smyrna (Tenn.) High School from 1992-93
- Earned a bachelor's degree in finance from Belmont in 1993 after transferring from Austin Peay, where he was on the football team for four years, having started and lettered in two of those seasons
- Has added a master's degree in human relations management in 1995 at Cumberland
- Wells and his wife, Jennifer, have two children - Madison and K.J.



ROCK GULLICKSON

DIRECTOR OF STRENGTH & CONDITIONING

FIRST SEASON AT TENNESSEE
MOORHEAD STATE '78

- The University of Tennessee announced on Jan. 10, 2017, that Rock Gullickson was named director of strength and conditioning.
- In addition to his duties with the Tennessee football program, Gullickson will oversee strength and conditioning for all 20 UT sport programs.
- A veteran of 39 years of coaching experience in strength and conditioning, including 17 in the NFL, Gullickson spent the past eight seasons as the head strength coach of the St. Louis/Los Angeles Rams.
- In his first season with the Rams in 2009, reconstructed the weight room and shifted the program emphasis to training for power and explosiveness. Heavy emphasis was placed on increasing strength levels with modifications based on specific player needs. Gullickson directed the building and reconstructing of the layout of the Rams new facility in Thousand Oaks, Calif.
- Prior to joining the Rams, spent three seasons with the Green Bay Packers as the head strength coach. He was named NFL Strength Coach of the Year in 2007, an award voted on by all 32 strength and conditioning coaches in the NFL.
- Entered the NFL coaching ranks in 2000 with the New Orleans Saints, serving as strength and conditioning coach through the 2005 season. Before joining the Saints, Gullickson served as a collegiate coach for 22 seasons. He spent time at Louisville from 1998-99 and Texas from 1993-97, where he worked with future NFL players, including Ricky Williams, Priest Holmes and Casey Hampton.
- A native of Moorhead, Minn., Gullickson spent three seasons (1990-92) at Rutgers where he worked with current UT head coach Jones.
- Joined Montana State in 1982 where he became the first full-time strength and conditioning coach in the history of the Big Sky Conference. He designed a

COACHING CAREER

Year	Team	Position
1978	Moorhead State	Strength Coach
1979-80	Mayville State	Strength Coach/ Assistant Football Coach
1981	South Dakota State	Strength Coach/ Weight Training Coordinator
1982-89	Montana State	Strength & Conditioning
1990-92	Rutgers	Strength & Conditioning
1993-97	Texas	Strength & Conditioning
1998-99	Louisville	Strength & Conditioning
2000-05	New Orleans Saints	Strength & Conditioning
2006-08	Green Bay Packers	Strength & Conditioning Coordinator
2009-16	St. Louis/LA Rams	Head of Strength & Conditioning
2017	Tennessee	Dir. of Strength & Conditioning

- weight room facility at Montana State that played a key role in the program winning the 1984 National Collegiate Division I-AA championship.
- Was named strength coach and weight room instructor at South Dakota State in 1981 where he earned his master's degree.
- Also spent two seasons (1979-80) at Mayville State in North Dakota, where he was an assistant football coach, head track and field coach and strength coach.
- A graduate of Moorhead State, Gullickson began his coaching career at his alma mater in 1978. He was a three-year starter at guard and team captain for the Dragons, earning All-Northern Sun Conference honors and was an Associated Press Division III All-American in 1977 as a senior.
- Married to Terry Gullickson



STEVE STRIPLING

DIR. OF FOOTBALL PROGRAM DEVELOPMENT/CHIEF OF STAFF

FIFTH SEASON AT TENNESSEE
COLORADO '76

- On Feb. 7, Steve Stripling was named director of football program development/chief of staff.
- Was previously UT's associate head coach and defensive line coach and is veteran of more than 30 years in coaching, playing or coaching in 24 bowl games in his career. Helped teams to six conference championships.
- Oversaw the development of defensive lineman Derek Barnett who was a Consensus All-American in 2016 with 33.0 sacks, breaking Reggie White's previous program record. Barnett earned All-SEC honors in 2015 and 2016, and was selected with the 14th overall pick in the first round of the 2017 NFL Draft. Along with Barnett, defensive linemen Corey Vereen registered a career-high 11.5 tackles for loss along with 7.0 sacks in 2016.
- In 2014, coached All-SEC selections on the defensive line in Barnett and Curt Maggitt as the duo combined for 21 sacks, third-most by a combo in nation. The Vols posted 35 sacks in 2014 highest total since school-record of 50 in 2000
- Barnett set Tennessee records for sacks (10) and tackles for a loss (20.5) by a freshman, both ranking in Top 10 nationally among all players
- In his first season at Tennessee, coached Corey Miller to the single-game sacks record (4.5), besting Reggie White's 20-year record of 4.0 set in 1983
- Defensive tackle Daniel McCullers was selected in the 2014 NFL Draft by the Pittsburgh Steelers
- Spent the 2010-12 seasons at Cincinnati, working as the assistant head coach and defensive line coach; added responsibility of defensive rungame coordinator for 2011-12
- Coached the Bearcats to a 48-34 win over Duke in the 2012 Belk Bowl serving as Cincinnati's interim head coach after Butch Jones left Cincinnati for Tennessee
- Guided Bearcats to one of the nation's most improved defense's in 2011, as UC led NCAA in tackles for loss (8.62), finished second overall in sacks (3.46) and placed sixth in rushing defense (96.23 yards per

game). The Bearcats finished in the top 20 in the NCAA in scoring defense in 2011 and 2012

- Coached at Central Michigan in 2009 as the associate head coach-defense, working with the defensive ends
- Coached the Chippewas to the 2010 GMAC Bowl Championship as interim head coach after Jones left Central Michigan to take over at Cincinnati
- Coached the defensive line at Michigan from 2005-07, mentoring All-American and Lombardi Award winner LaMarr Woodley
- In 2006, the Wolverines led the NCAA in rushing defense, allowing just 43.3 yards per game
- Coached in the Big Ten for a total of 22 years with stints at Michigan State (2003-04), Minnesota (1997-2000) and Indiana (1984-96), where he was the defensive coordinator in 1996
- Also coached at Louisville in 2001 and 2002, coaching Conference USA Defensive Player of the Year Dewayne White, who was the Tampa Bay Buccaneers' top draft pick in 2003
- First full-time coaching job came at Northern Illinois from 1980-83, as he helped Huskies to the 1983 Mid-American championship as the team's offensive line coach
- Served as recruiting coach at North Carolina in 1979 after two seasons as a graduate assistant as his alma mater, Colorado in 1977-78
- Played in three bowls as an offensive lineman at Colorado, earning a bachelor's and master's degree in Boulder
- Signed free-agent contract with the Atlanta Falcons in 1976
- Stripling and his wife, Gayle, have three children, sons Cody and Chad live in Columbus and Cincinnati, respectively, while daughter Christy and grandchildren Calista and Seth live in Knoxville



JAKE KIRKENDALL

DIRECTOR OF FOOTBALL OPERATIONS

SECOND SEASON AT TENNESSEE
OHIO '07

- Kirkendall enters his second season as Tennessee's director of football operations. He was initially hired in June of 2016 as an assistant director of football operations before being promoted to director in March of 2017.

- Spent eight years as the director of football operations at Eastern Michigan. His primary responsibilities included coordinating travel arrangements, high school recruiting visits, camps, speaking engagements and community outreach programs.

- The Lucas, Ohio, native also served as the director of football operations/video coordinator for Dartmouth in 2007

- Graduated from Ohio in 2007 with a degree in sport management. As a senior at Ohio, he interned as the assistant director of operations and video coordinator for the Bobcats team that won the 2006 Mid-American Conference East Division championship.

- In 2005, was the videographer for Ohio and assisted the director of football operations. Throughout his undergraduate career, he also worked as an office assistant in the Recreation and Sports Sciences Department.



BOB WELTON

DIRECTOR OF PLAYER PERSONNEL

FIFTH SEASON AT TENNESSEE
ADRIAN COLLEGE (MICH.) '91

- A veteran of the NFL ranks, Welton came to Tennessee in 2013 after spending nine years with the Cleveland Browns

- Welton served as a college scout with the Browns from 2004-13. During his first two years, Welton was the team's BLESTO scout in charge of covering the Midwest.

- Prior to joining the Browns, he served seven years as a head high school football coach

- Welton spent the 2003 season with Coloma (Mich.) High School where he guided the team to its first undefeated season and first playoff victory in school history. For his efforts, he was named Lakeland Conference and MHSFCA Region 5 Coach of the Year

- Prior to Coloma, Welton spent six seasons as head coach at South Haven (Mich.) High School where he helped revive the program and rebuild the school's football stadium. Welton also served as head track coach

at South Haven from 2001 until his departure. He taught physical education at the school from 1997 until 2003, when he began teaching special education

- Welton also has coached baseball and served as an assistant varsity football coach at Adrian (Mich.) High School from 1990-96

- Born in Toledo, Ohio and grew up in Luna Pier, Michigan, Welton attended Erie-Mason High School

- He earned a bachelor's degree in physical education/health from Adrian (Mich.) College in 1991, where he played quarterback and was part of two MIAA championship teams. Welton did his post-graduate work at both Eastern Michigan University and Grand Valley State University

- Welton and his wife, Laura, have a son, Tye, and a daughter, Brooke



ERIC JOSEPHS

DIRECTOR OF RECRUITING

SECOND SEASON AT TENNESSEE
WISCONSIN '11

- Joined the Tennessee Volunteers football program in 2016 as the Director of Recruiting

- Josephs was previously the Director of Player Personnel at the University of Miami (Fla.) in 2015 after serving as the Hurricanes' Assistant Director of Player Personnel in 2014 and a football operations intern in 2013

- As UM's Director of Player Personnel, he was responsible for the identification, selection, organization and flow charts of prospective recruits

- As an intern with the Philadelphia Eagles in 2012, Josephs evaluated free agents and the defensive linemen,

and assisted in the preparation of advance team reports for the scouting department. He recommended, scouted and played a major role in the training camp signing of AFL DE Xavier Brown.

- Served as a pro scouting intern with the Buffalo Bills in 2010

- Was equipment intern with the Dallas Cowboys in 2009

- A native of Teaneck, N.J., Josephs graduated from the University of Wisconsin in 2011 with a degree in sports management



IKE BROWN

DIRECTOR OF PLAYER WELFARE & DEVELOPMENT

FIFTH SEASON AT TENNESSEE
CENTRAL MICHIGAN '08

• Ike Brown is entering his fifth season at Tennessee, fourth as Director of Player Welfare and Development. He joined the Vols in 2013 as an assistant strength coach.

• Works closely with all Vol players and has developed numerous personal development programs including 4th-and-1 EmpowerMENT. Responsible for the selection of guest speakers to educate players throughout the year.

• Played under Tennessee head coach Butch Jones at Central Michigan.

• Four-year captain and four-year starter at Central Michigan and as three-time all-conference selection. Was part of two Mid-American Conference championship teams.

• Saw action at running back, free safety and linebacker.

• Had a short stint with the Atlanta Falcons of the NFL and played four seasons in the Canadian Football League with the Hamilton Tiger-Cats. During his time in the CFL, he spent two years as a mentor to high school students across southern Ontario.

• Says most important tool for him is, "The relationship, trust and love I share with my guys, that's the foundation of it all."

• Native of Saginaw, Michigan and attended Bridgeport High School.



ANTONE DAVIS

VOL FOR LIFE COORDINATOR

SIXTH SEASON AT TENNESSEE
TENNESSEE '90

• Antone Davis enters his sixth season as the Vol For Life Coordinator for the football team

• A Tennessee football All-American and longtime NFL offensive tackle Antone Davis returned to UT more than two decades after he played with the Vols and earned the Jacobs Blocking Trophy in his senior season of 1990

• Davis spent seven years in the NFL with the Philadelphia Eagles and Atlanta Falcons, playing from 1991-97. He started 87 of his 97 NFL games on the offensive line. Davis was a first-round draft pick by the Philadelphia Eagles in 1991, who selected him eighth overall

• With the Vols, Davis manned the outside of a highly touted offensive line, lettering from 1987-90. He earned the Jacobs Blocking Award as the SEC's top blocker in his

All-American season of 1990.

• Davis was a part of two SEC Championship teams, in 1989 and 1990. The Vols captured three bowl games in his tenure, winning the 1991 Sugar Bowl over Virginia, the 1990 Cotton Bowl over Arkansas and the 1988 Peach Bowl over Indiana. The Volunteers were ranked eighth in the final AP bowl of his senior season in 1990 and fifth in his junior year of 1989

• The ultimate goal of the VFL program is to reshape the culture of the program into one that produces not only great players and teams, but even greater men

• A native of Fort Valley, Ga., Davis and his wife, Carrie, currently live in Knoxville and have four children, Cailyn, Dakota, Braden and Carley



JOE HARRINGTON

SPORTS TECHNOLOGY COORDINATOR

27TH SEASON AT TENNESSEE
TENNESSEE '90

• Joe Harrington is in his 27th season at Tennessee as the Vols' sports technology coordinator

• He designed and implemented the state of the art technology in the Anderson Training Center

• In addition, Harrington manages all of the teams technology needs, playing a roll in every practice, game, meeting, camp, clinic, or workout the team has

• A Camillus, N.Y., native, Harrington graduated from

UT in 1990 with a communications degree. The College Sports Video Association has named him SEC Video Coordinator of the Year four times (1997, 1998, 2003, 2016)

• Harrington and his wife, the former Tammy Mulling, have three children: Connor, Abigail and Hayden Jane



CONDREDGE HOLLOWAY

ASST. AD/STUDENT-ATHLETE RELATIONS

20TH SEASON AT TENNESSEE
TENNESSEE '91

• Condredge Holloway is in his 20th year on the Tennessee staff and continues to serve as a vital link between the current Vols football staff and its storied history

• UT's Assistant Athletics Director for Student-Athlete Relations and Letterman also is one of the most celebrated players in school history

• In 2011, Holloway's amazing career was the subject of an ESPN documentary, "The Color Orange: The Condredge Holloway Story," produced by Kenny Chesney. It recounted the life and playing days of the SEC's first African-American starting quarterback

• Holloway primarily serves as the department's liaison with the Lettermen's Club, assisting with reunions and other projects. Holloway also is the point person for numerous issues surrounding the conduct of a major college football program. Holloway has taken great pride in helping former Vols find their niche in the business world by assisting them with contacts and employment opportunities following graduation

• Holloway remains associated in the minds of Tennessee fans with the razzle-dazzle offense he quarterbacked during his undergraduate days of the 1970s

• Nicknamed "The Artful Dodger," Holloway packed excitement into every play, whether it developed into a pass or a scramble

• In his three seasons (1972-74) as a starter, Holloway directed the Vols to the 1972 Astro-Bluebonnet, 1973 Gator and 1974 Liberty bowls and an overall record of 25-9-2. He ended his career with the best interception-to-attempt ratio in Tennessee history, throwing just 12 interceptions in 407 collegiate attempts

• In addition to being the first black quarterback at

Tennessee and in the Southeastern Conference, Holloway also was the first black baseball player in UT history

• The outstanding prospect had been selected out of high school by the Montreal Expos with their first overall pick. Holloway opted instead for a two-sport collegiate career and went on to excel on the diamond. He garnered All-SEC and All-America honors as a shortstop in 1975 and finished with a .353 career batting average

• Holloway -- still the owner of UT's longest hitting streak at 27 games -- was selected to Tennessee's All-Century Baseball Team, making him the only UT student-athlete named to all-century squads in both baseball and football

• Drafted by the New England Patriots in the 12th round as a defensive back, but chose to pursue a career as a quarterback in Canada

• Holloway left Knoxville and played 13 seasons in the Canadian Football League, compiling impressive numbers for the Ottawa Rough Riders (1975-80), Toronto Argonauts (1981-86) and British Columbia Lions (1987). He threw for more than 25,000 yards and rushed for another 3,167 while scoring 155 touchdowns. He was league MVP in 1982

• After his professional playing days ended, Holloway returned to UT and earned his degree

• In addition to his induction in Alabama Sports Hall of Fame, Holloway is a member of the Canadian Football Hall of Fame, Tennessee Sports Hall of Fame and the Tennessee Baseball Hall of Fame, among others

• In May 2015, Holloway's baseball jersey No. 1 was officially retired at Tennessee's Lindsey Nelson Stadium.

• Holloway is married to the former Courtney Haralson of Meigs County and is the father of Jasmine and Condredge III



ROGER FRAZIER

EQUIPMENT MANAGER

34TH SEASON AT TENNESSEE
TENNESSEE '82

• Equipment Manager Roger Frazier is responsible for all football equipment issue and maintenance, in addition to handling the purchasing and inventory control of all football game and practice gear

• He also serves as president of the SEC Equipment Managers Association

• Assists in new product development with Nike

• The UT graduate began his career in 1978 as student manager before being named equipment manager in

spring 1983

• The equipment room was renamed the Roger Frazier and Max Parrott Football Equipment Room, given in their honor by Gordon, Melissa and Hannah Summerfield, in January 2003

• Frazier graduated from Bradley Central High School in Cleveland and played football. He and his wife, Donna, have two children, Brandon and Barrett



JASON McVEIGH

DIRECTOR OF SPORTS MEDICINE

19TH SEASON AT TENNESSEE
TENNESSEE '96

• Jason McVeigh enters his 12th season as Director of Sports Medicine at Tennessee, and his 19th overall with the UT athletics department.

• McVeigh has been a member of the UT Sports Medicine staff since 1999, when he joined the Vols as the Director of Rehabilitation for men's athletics. He was appointed the Director of Sports Medicine over all men's and women's sports in 2012 by Dave Hart.

• Under McVeigh's supervision, the new Adair-Carlson Student-Athlete Wellness Center was opened in late 2012. This new 11,000 square foot facility features a state-of-the-art hydrotherapy area containing four Hydroworx therapy pools and a lane pool, as well as a new physical therapy center, athletic training room, and team physicians suite. On-site X-ray, EKG, diagnostic ultrasound, and a state-licensed pharmacy are all available to assist the UT Sports Medicine staff and physicians to care for all Vol and Lady Vol student-athletes.

• McVeigh graduated Summa Cum Laude from UT with a B.S. degree in Biology and a minor in Biochemistry. He then went on to receive his Master's degree in Physical Therapy from Duke University. He is a Certified Athletic Trainer as well as a Board Certified Specialist in Sports Physical Therapy, and is an active member of both the American Physical Therapy Association and the National Athletic Trainers Association. He has been an invited speaker at many regional and national athletic and sports medicine conferences on topics such as foot and ankle injuries, shoulder exercises, concussion management, and cardiac screening programs for athletes, among others.

• A native of Buffalo, N.Y., McVeigh graduated from Jonesborough's David Crockett High. He is married to the former Jennifer Bruorton of Marietta, Ga., and they have three children, Caitlin, Carson, and Kennedy.



DR. CHRIS KLENCK

TEAM PHYSICIAN

12TH SEASON AT TENNESSEE
PURDUE '95

• Dr. Chris Klenck enters his 12th season as the head team physician on the UT Sports Medicine staff

• Klenck came to Knoxville in November 2006 following a primary care sports medicine fellowship at Indiana University Medical Center. He had served the Indianapolis hospital since June 2001 in the positions of Internal Medicine/Pediatrics intern, resident and chief resident

• During fellowship training, Klenck was an assistant team physician for the Indianapolis Colts preseason training camps and assisted at Purdue University, his alma mater. He worked the NFL Scouting Combines in Indianapolis, has NCAA championships experience and served as a team physician in the Indiana high school ranks

• He has earned board certifications in Internal

Medicine, Pediatrics and Primary Care Sports Medicine

• In January 2013, was named the Sports Medicine Person of the Year by the Tennessee Athletic Trainers' Society (TATS)

• An Evansville, Ind., native, Klenck earned his doctor of pharmacy degree from Purdue before completing his doctor of medicine degree at Indiana University School of Medicine

• He is a member of the American Academy of Pediatrics, American College of Physicians, American Medical Society for Sports Medicine and American College of Sports Medicine

• Klenck is married to the former Laura Botto of Dayton, Ohio. They are the parents of three children: Jacob, Ben and Ella

FOOTBALL QUALITY CONTROL



GERALD BROWN

OFFENSIVE QUALITY CONTROL

FIRST SEASON (SEVENTH OVERALL AT TENNESSEE)
MEMPHIS '82

• Joined Tennessee in 2017 after serving as the running backs coach for the Atlanta Falcons from 2008-14

• Under Brown's guidance, the Falcons featured one of the NFL's top running games. In his seven seasons with the club, he helped produced Pro Bowl berths for running back Michael Turner (2008, 2010) and fullback Ovi Mughelli (2010)

• Helped running back Michael Turner become one of the NFL's best running backs from 2008-12. Over that five-year span, Turner ranked third in the NFL in rushing yards (6,081) and second in touchdowns (60).

• Joined the Falcons with 22 years of coaching experience with stops at Indiana (2002-07), the XFL's Memphis Maniax (2001), Tennessee Tech (1989-98) and Tennessee (1983-88).

• In 2007 at Indiana, he added the title of assistant head coach to his roles as co-special teams coordinator and running backs coach. In his six seasons at IU, the Hoosiers averaged 1,599 rushing yards per season.

• Served as the running backs coach for the Memphis Maniax of the XFL in 2001. The team led the XFL in total offense and finished second in rushing with 1,148 yards (114.8 yards per game).

• The Sweetwater, Tenn., native spent his first 17 years of coaching in Tennessee following his graduation from

Memphis State in 1982. For 10 seasons (1989-98), he was an assistant coach at Tennessee Tech University, serving in a capacity of roles including wide receivers coach, special teams coach and quarterbacks coach.

• Received minority coaching fellowships with the New York Jets (1990) and the Miami Dolphins (1996). During those internships, he worked with some of the NFL's best receivers, including Al Toon, Rob Moore and Terence Mathis of the Jets and Fred Barnett, O.J. McDuffie and Charles Jordan of the Miami Dolphins.

• In 1983, Brown got his coaching start at the University of Tennessee where he began as a graduate assistant. In 1984, he became an administrative assistant and served as the Volunteers' scout and computer analyst. Brown was part of a Tennessee coaching staff for six seasons (1983-1988) and worked with seven All-America selections, including Reggie White, Tim McGee and Anthony Miller.

• Brown played as a wide receiver from 1979-1981 at Memphis State and graduated as a scholar-athlete in 1982 with a bachelor's degree in marketing/transportation.

• Is younger brother of former Tennessee wide receivers coach and longtime NFL assistant coach Kippy Brown.

• He has one daughter, Caitlin.



ERIC LEWIS

DEFENSIVE QUALITY CONTROL

FIRST SEASON AT TENNESSEE
SAN DIEGO STATE '98

• Joined Tennessee in the spring of 2017 after working the previous two seasons as the secondary coach/special teams coordinator at Georgia State

• At Georgia State, added duties of special teams coordinator in 2016 after initially joining the Panthers as its secondary coach in 2015

• Made an immediate impact in his first season at Georgia State as the Panthers set school records with 15 interceptions and 57 pass breakups. In 2015, Lewis coached cornerback Chandon Sullivan to All-Sun Belt recognition along with Academic All-America accolades and cornerback Jerome Smith posted a school-record 11 pass breakups.

• Was part of a defensive staff that coached the most improved defense in FBS in 2015. Georgia State led the nation by allowing 15 points fewer per game than in 2014. The Panthers finished in the top four in the Sun Belt in scoring defense (28.3 ppg), total defense (405.6 ypg), rushing defense (181.4 ypg) and pass efficiency defense (120.3).

• Served as the secondary coach at Buffalo in 2014

• Worked the previous two years (2012-13) at Weber State, where he served as defensive coordinator in 2013 and coached the defensive backs.

• Was Eastern Michigan's defensive coordinator in 2009, leading the Eagles to the nation's top pass defense at just 150.5 passing yards allowed per game

• Spent the 2008 season as an assistant coach at Louisville, where he coached the cornerbacks.

• Worked as a defensive quality coach for the Green Bay Packers in 2006 and 2007

• Also spent three seasons (2003-05) as safeties coach at Ball State.

• Was a defensive graduate assistant at Michigan State in 2001 and at Bucknell in 2002

• Began his coaching career at St. Augustine High School in San Diego where he was the wide receivers coach

• A native of East Lansing, Mich., played football at San Diego State, where he was a four-year starter who finished his career as the Aztecs' all-time leader in career passes defended (37 from 1995-98, which now ranks second)

• Graduated from San Diego State in 1998 with a degree in finance and business administration

• Is the son of long-time NFL coach Sherman Lewis

• Has two children, Taylor and Harper



KORT SHANKWEILER

OFFENSIVE QUALITY CONTROL

FIRST SEASON AT TENNESSEE
EAST CAROLINA '06

- First season serving as an offensive analyst at the University of Tennessee
- Arrived on Rocky Top after spending four seasons on the coaching staff at FIU, serving as the Panthers quarterbacks and wide receivers coach (2015-16) as well as tight ends coach (2013-14)
- In 2015, under Shankweiler, Alex McGough had one of the top seasons for a quarterback at FIU, setting the single-season records in completions (269), attempts (420), passing yards (2,722) and passing touchdowns (21)
- During the 2014 season, Shankweiler guided a tight end corps that was led by John Mackey Award Watch List selection and First-Team All-C-USA honoree Jonnu Smith, who tallied 61 catches for 710 yards and eight touchdowns to lead all tight ends nationally
- Prior to his time at FIU, spent three seasons as

running backs coach and recruiting coordinator at Central Michigan

- Arrived at CMU after two seasons as a graduate assistant at Michigan State, working as a part of Mark Dantonio's staff. Worked primarily with the Spartans' offensive line

• Shankweiler is a 2006 graduate of East Carolina where he earned bachelor's degrees in history and classical studies. He earned his master's in sports administration from Michigan State in 2009.

- He was a four-year letterwinner for Skip Holtz's Pirates, lining up at quarterback, fullback and tight end during his career and helping lead ECU to the 2006 PapaJohns.com Bowl

• Wife is Aubrey Shankweiler.



RYAN SLOWIK

DEFENSIVE QUALITY CONTROL

FIRST SEASON AT TENNESSEE
WISCONSIN-OSHKOSH '03

- First season on Rocky Top after serving as the outside linebackers coach for the Cleveland Browns in 2016
- Spent the 2015 season as a defensive line coach with the New York Jets, his only season with the team
- Prior to the Jets, spent six seasons with the Arizona Cardinals, serving as defensive assistant/defensive backs coach for two years, an outside linebackers coach for one year and a defensive quality control coach—assisting with the team's linebackers—for three years
- During his final four years with Arizona, the Cardinals' defense forced 88 turnovers and allowed opposing offenses to convert on just 35.3 percent of their third-down attempts, both the fifth-best in the league during that span
- Prior to his time with the Cardinals, served a variety of roles with the Denver Broncos, including a year as the assistant defensive backs coach, a year as an assistant

special teams coach, and two years as a defensive assistant

- In 2005-06, worked closely with the Broncos defensive backs as cornerback Champ Bailey was the runner-up for NFL Defensive Player of the Year in 2006 after tying for the NFL lead with 10 interceptions and leading the league with 11 takeaways

• Worked as an assistant secondary coach at his alma mater, UW-Oshkosh, in 2004

- In 2003, served as a personnel intern with the Green Bay Packers

• Began his collegiate playing career at Youngstown State before transferring to the University of Wisconsin-Oshkosh (2002-03)

- His father, Bob, is a long-time NFL assistant coach.
- The Gainesville, Fla., native is married to Valerie Slowik and they have one son, Tye, and one daughter, Averie.



STEPHEN SMITH

DEFENSIVE QUALITY CONTROL

THIRD SEASON AT TENNESSEE
SAGU '06

- Joined the Vols prior to the 2015 season and works primarily with defensive backs
- Spent seven years on the football staff at Cedar Hill High School in Texas
- Helped guide Longhorns to three Texas state titles including 2006 and back-to-back championships in 2013 and 2014
- Served as Co-Offensive Coordinator and Tight Ends/H-Backs Coach at Cedar Hill

• Played at Southwestern Assemblies of God University in Waxahachie, Texas from 2003-2004

• Earned team's Defensive Player of the Year as a senior in 2006, posting nine sacks

• Also played at East Texas Baptist University in Marshall, Texas in 2002

• Received bachelor's of science degree in Science and History in 2006 from SAGU



TONY SORRENTINO

OFFENSIVE QUALITY CONTROL

FIRST SEASON AT TENNESSEE
THE COLLEGE OF NEW JERSEY '05

- Joined the Vols' staff in spring of 2017 after working as an assistant with the Jacksonville Jaguars from 2013-16
- As assistant wide receivers coach for the Jacksonville Jaguars in 2016, oversaw the development of third-year receiver Marquise Lee, who enjoyed a breakout campaign with career highs of 63 receptions, 851 yards and three touchdowns
- From 2013-15, worked closely with former Jaguars wide receivers coach Jerry Sullivan and helped produce a unit that enjoyed a breakout season in 2015. Allen Robinson was named to his first Pro Bowl after posting 80 receptions for 1,400 receiving yards and a franchise-record 14 receiving touchdowns. Allen Hurns posted career highs with 64 receptions, 1,031 receiving yards and 10 receiving touchdowns in 2015.
- Prior to his time with Jacksonville, worked at his alma mater, The College of New Jersey, as quarterbacks coach

and passing game coordinator in 2012. He also previously coached linebackers for TCNJ in 2007 and helped the team win the NJAC Championship.

- Also had previous collegiate coaching stops at Miami (Fla.) in 2011 and Minnesota from 2009-10 and coaching internships with the Baltimore Ravens (2007) and the Houston Texans (2002-03)

- Began his coaching career in 2005 as an assistant at Morristown Beard High School in New Jersey under his father, Tony Sorrentino Sr.

- Received his bachelor's degree in health and physical education and his master's in exercise science from The College of New Jersey, where he was a four-year letterman as a wide receiver

- He and his wife, Kara, are parents to their newborn son, Anthony.



KYLE VISCIGLIA

SPECIAL TEAMS QUALITY CONTROL

FIRST SEASON AT TENNESSEE
UCLA '10

- Joined Tennessee in 2017 after working as a graduate assistant coach at Virginia in 2016 in charge of specialists.
- Spent 2015 as a graduate assistant coach at BYU, helping coordinate the Cougars' special teams and coach specialists
- Prior to his time at BYU, Visciglia was a quality control intern and graduate assistant at the North Texas. While at UNT Visciglia mentored freshman All-American kicker Trevor Moore.

- He worked as an assistant coach at Los Angeles Valley College from 2012 to 2013, coaching cornerbacks and special teams.

- Graduated from UCLA in 2010 with a degree in sociology. Following his graduation he worked for the Neiman Reid Lumber Company before getting into coaching.

- He is currently engaged to Amy Boyer



RYAN WEST

SPECIAL TEAMS QUALITY CONTROL

SECOND SEASON AT TENNESSEE
TENNESSEE '06

- Returned to his alma mater in 2016 to join the coaching staff as a special teams quality control assistant
- Was a member of the 2015 coaching staff for Jacksonville State, which played in the FCS National Championship
- Spent the 2014 season on the East Tennessee State University staff as running backs and special teams coach
- Began his coaching career at Webb High School in

Knoxville where he spent seven seasons, the last five seasons he was part of four state championship teams

- Was a three-year letterman at Tennessee from 2002-06 as a long snapper and was a team captain a senior. Spent time with the Atlanta Falcons in 2007

- Native of Brentwood, Tenn. and attended Brentwood High School



CAMERON CLEMMONS

OFFENSIVE GRADUATE ASSISTANT

SECOND SEASON AT TENNESSEE
WESTERN KENTUCKY '13

- Joined the Vols in the spring of 2016
- After 2015 NFL Draft, signed undrafted free agent contract with San Diego Chargers
- Played at Western Kentucky from 2010-14 on the offensive line, earning All-Conference USA Second Team honors in 2014
- Redshirted 2010 season and played in 46 games in his collegiate career from 2011-14, emerging as the

- starting left tackle position 2012
- In 2013, shifted from left tackle to right guard for final nine games of the season, helping WKU set 18 school records on offense
- In 2012, blocked on offensive line that paved way for running back Antonio Andrews' WKU single-season record 1,728 rushing yards



CALEB COX

OFFENSIVE GRADUATE ASSISTANT

SECOND SEASON AT TENNESSEE
KENTUCKY CHRISTIAN '13

- Joined the Vols in the spring of 2016
- Worked as an offensive intern at Eastern Kentucky in 2015
- Served as Kentucky Christian wide receivers coach/graduate assistant from 2013-14
- Was as an assistant coach for the NAIA team in the

- 4th annual D2 vs. NAIA Senior Bowl Challenge in 2014
- Was a wide receiver at Kentucky Christian from 2009-2012
- Played in 30 career games at Kentucky Christian, totaling 97 receptions for 1,325 yards and seven touchdowns



NATHAN OLLIE

DEFENSIVE GRADUATE ASSISTANT

THIRD SEASON AT TENNESSEE
BALL STATE '14

- Joined Tennessee as a defensive graduate assistant in 2015 after a four-year playing career at Ball State (2010-13)
- Served as a graduate assistant coach for the Ball State football program in May and June of 2015
- A three-time all-conference performer, Ollie recorded 178 total tackles to go along with 13.5 sacks during his

- career as a defensive tackle for the Cardinals
- Started 38 consecutive games to close out his career at Ball State, helping the Cardinals reach a bowl game in each of his final two seasons
- Born Jan. 8, 1992, Ollie graduated from Mount Carmel High School in Chicago and earned his bachelor's degree in Criminal Justice at Ball State



JON SHALALA


DEFENSIVE GRADUATE ASSISTANT

SECOND SEASON AT TENNESSEE
GRAND VIEW '15

- Joined Tennessee in the summer of 2016 after spending 2015 at Arizona Western College where he coached offensive line and tight ends
- Prior to joining Arizona Western's staff, Shalala worked one season as the wide receivers coach for the Iowa Barnstormers in Des Moines, Iowa, while finishing his degree as a senior at Grand View

- Played collegiately at Grand View University from 2011-2015, where he played quarterback for the 2013 NAIA National Champions
- Earned his bachelor's degree in kinesiology & psychology
- Originally from Sugar Land, Texas

UT MANAGERS & ASSISTANT ATHLETIC TRAINERS





FOOTBALL SUPPORT STAFF



ASHLEY SMITH
DIRECTOR OF
FOOTBALL ADMIN
& SPECIAL EVENTS



KENDAL HENNIGAN
ADMINISTRATIVE
ASSISTANT
OFFENSE/DEFENSE



KIM MILLIGAN
ADMINISTRATIVE
ASSISTANT



ANGELA SCHWINGE
ADMINISTRATIVE
ASSISTANT



PATRICK ABERNATHY
COORDINATOR
OF HIGH SCHOOL
RELATIONS



KENZIE FRANKLIN
DIRECTOR OF
RECRUITING
OPERATIONS



BRETT THIESEN
ASSISTANT
DIRECTOR OF
RECRUITING



ANGELA KIRKPATRICK
RECRUITING
GRADUATE ASST.



LUKE MULLETT
ASSISTANT DIR.
OF FOOTBALL
OPERATIONS



ABBEY MORRIS
FOOTBALL
OPERATIONS
GRADUATE ASST.



MARC VOTTELE
ASSOC. DIRECTOR
OF PLAYER
PERSONNEL



JOSH BOUCHER
SPORTS
TECHNOLOGY
ASSISTANT



BRAD ROLL
GPS ANALYST



MICHAEL SZERSZEN
ASSOC. DIRECTOR
OF STRENGTH &
CONDITIONING



JOHN KRASKINSKI
ASSISTANT
STRENGTH
COACH



MITCH MEADOR
ASSISTANT
STRENGTH
COACH



BRANDON MYLES
ASSISTANT
STRENGTH
COACH



NICK PRESSLEY
ASSISTANT
STRENGTH
COACH



JOHN BURNSIDE
HEAD FOOTBALL
ATHLETIC
TRAINER



VINNY TUFARO
ASSISTANT
ATHLETIC
TRAINER



STEPHANIE HORVATH
DIRECTOR OF
SPORTS
NUTRITION



ELISE RAMIREZ
ASSISTANT
DIRECTOR OF
SPORTS NUTRITION



MAX PARROTT
ASSISTANT
EQUIPMENT
MANAGER



ALLEN SITZLER
ASSISTANT
EQUIPMENT
MANAGER



MARSHALL STEWARD
ASSOC. DIRECTOR
THORNTON
CENTER



MERCE POINDEXTER
ASSISTANT
DIRECTOR
THORNTON
CENTER



GREIG CRYER
ACADEMIC
COUNSELOR



LYNSEY MILLER
ACADEMIC
COUNSELOR



DR. BEVERLY DAVENPORT

UT KNOXVILLE CHANCELLOR

FIRST YEAR AT TENNESSEE
WESTERN KENTUCKY '77

Beverly Davenport is the eighth chancellor of the University of Tennessee, Knoxville, the state's flagship public research university.

She joined the Volunteer family on February 15, 2017, after serving for more than three years at the University of Cincinnati, most recently as interim president and before that as senior vice president and provost.

At UC, Davenport initiated plans that resulted in record-breaking enrollment as well as increases in student retention and graduation rates. She directed resources to improve advising, career education, online learning, and study abroad programs. Collaborating with the athletics department, she helped make it easier for student-athletes to keep up with their studies through technology and innovative classroom spaces.

As UC's provost, she launched several faculty hiring programs. A \$60 million cluster hiring initiative recruits world-class faculty for interdisciplinary collaborations in emerging areas of study. Programs for strategic hiring opportunities and dual career assistance resulted in strong growth in the numbers of minority and female faculty.

Davenport served at Purdue University for more than 11 years, most recently as vice provost for faculty affairs. Before that she was a senior fellow on the provost's staff at Virginia Polytechnic University. She worked for the University of Kansas for 11 years, most recently as a divisional dean for social sciences. She began her

academic career at the University of Kentucky, where she rose to the rank of associate professor and chaired the Department of Communication.

An accomplished scholar, she has published three books on issues of work life and workplace civility and has authored more than 100 papers. She has served as principal investigator or co-principal investigator on more than \$19 million of funded research projects and has been recognized for advancements in technology-infused learning and health communication, including telemedicine and telehealth.

Davenport earned a PhD in communication with a minor in organizational behavior from the University of Michigan, and bachelor's and master's degrees in communication and journalism from Western Kentucky University. She also completed Harvard University's Institute for Management and Leadership in Higher Education.

She is a native of Bowling Green, Kentucky, and several members of her extended family live in the greater Nashville area.

She has two grown children: daughter Sloan Sypher, who graduated from Vanderbilt University with a degree in biomedical engineering and is a graduate student in the University of Cincinnati's School of Design, and Ford Sypher, who studied international affairs at Columbia University and served in the 75th Ranger Regiment of the US Army. He now lives in New York City.



DR. DONALD BRUCE

FACULTY ATHLETIC REPRESENTATIVE

19TH YEAR AT TENNESSEE
DREW UNIVERSITY '94

Donald Bruce is the Douglas and Brenda Horne Professor of Business in the Center for Business and Economic Research (CBER) and the Department of Economics at the University of Tennessee, Knoxville.

He joined the UTK faculty in 1999 after receiving his M.A. and Ph.D. in Economics from Syracuse University and his B.A. with honors in Economics from Drew University.

As a CBER economist, Dr. Bruce regularly provides objective, non-partisan policy research and evaluation under contracts with an array of government agencies at the federal and state levels. His recent work in CBER has included an ongoing evaluation of Tennessee's welfare program, Families First, for the Tennessee Department of Human Services, an analysis of teacher supply and demand in Tennessee for the Governor's Office of Education Policy, and a forecast of expenditures on Tennessee Education Lottery Scholarships for the Tennessee Higher Education Commission.

In addition to his CBER research, Dr. Bruce studies the economic and behavioral effects of tax policies on such things as small business activity and owner-occupied housing. His work has been presented and published in a variety of academic journals, edited volumes, and professional meetings. He has testified before Congress

on the topic of internet taxation, and he presented his work on taxes and small business activity before the President's Advisory Panel on Federal Tax Reform in 2005.

Dr. Bruce regularly teaches graduate and undergraduate courses on the economics of taxation and the economics of health and health care. He has recently served as the Director of Graduate Studies in Economics and the Director of the Undergraduate Major in Public Administration. Before becoming Faculty Athletics Representative, Dr. Bruce served for two years as chair of the Athletics Board's Fiscal Integrity and Long-Range Planning Committee. He has also served as chair of the UTK Faculty Senate's Budget and Planning Committee. Dr. Bruce is an active member of the National Tax Association, the International Institute of Public Finance, and the American, Southern, and Western Economic Associations. His community service has included numerous economic and policy presentations for state and local organizations, and he currently serves as Chairman of the Board of Innovative Education Partnership, the non-profit governing body of the Clayton-Bradley STEM Academy in Blount County.

Dr. Bruce lives in Walland, Tenn., with his wife Jennifer, a mathematics teacher at Clayton-Bradley, and their daughter Annie.



JOHN CURRIE

VICE CHANCELLOR/DIRECTOR OF ATHLETICS

FIRST YEAR AT TENNESSEE
WAKE FOREST '93

University of Tennessee-Knoxville Chancellor Beverly Davenport named John Currie as the school's vice chancellor and director of athletics on February 28, 2017. Currie previously served as the Director of Athletics at Kansas State.

Currie returns to Knoxville, where he earned his master's degree and served in various capacities from 1997-2009, including time in external operations, development, marketing and ticket operations. He left UT in 2009 to accept his position at Kansas State.

"We are extremely pleased to announce John as our new vice chancellor and director of athletics," Davenport said. "This is truly an exciting day for the University of Tennessee and our athletics department. As I said when we began this process, we were looking for the best candidate, and we feel strongly that we have him in John Currie. John exemplifies all the qualities we were seeking in an athletics director. He is a man of high integrity, strong values, a progressive thinker, he fully understands the importance of being compliant in everything we do, and he is a leader who will put the well-being of our student-athletes above everything.

"It is a very exciting time for my family and me as we return to a place that remains very special to us," Currie said. "We spent 10 years in Knoxville prior to taking the job at K-State, and I appreciate Chancellor Davenport and the University of Tennessee for providing us this special opportunity. As a graduate of the University of Tennessee, I know how much UT athletics means to the people in the state, and I look forward to serving all of the Big Orange Nation, its wonderful coaches, staff and student-athletes, for many years to come. We are excited to return to Rocky Top."

Currie, who was hired in 2009 by Kansas State, guided the athletics department through an eight-year period of unprecedented success with athletic, academic and fundraising excellence. K-State was one of five FBS institutions in 2016-17 to play in a bowl game, NCAA volleyball tournament, NCAA men's basketball tournament and NCAA women's basketball tournament.

K-State is the only university in Kansas and one of just two dozen in the country to operate in the black without any state tax or university tuition dollars or subsidies. Under Currie, K-State Athletics eliminated approximately \$3 million in annual state and direct university funding of intercollegiate athletics.

When Currie took the reins at K-State, he and his staff were faced with a major financial deficit, but they turned K-State into one of the NCAA's most financially solvent programs.

Under his leadership K-State has completed \$210 million comprehensive facility improvements, all privately funded with zero state tax or university tuition dollars, including the Vanier Family Football Complex, West Stadium Center, Basketball Training Facility, Intercollegiate Rowing Facility, Mike Goss Tennis Stadium and soccer competition/football practice fields.

Currie's tenure at K-State has been highlighted by academic excellence with all Wildcat programs boasting multi-year APR marks of at least .944, with football, men's golf, women's golf, men's cross country and women's cross country sporting Big 12-leading scores. Approximately, one-half of all 450-plus Wildcat student-athletes achieved a 3.0

THE CURRIE FILE

PERSONAL INFORMATION

Full Name: John A.L. Currie
Born: April 1, 1971
Hometown: Chapel Hill, N.C.
Education: Wake Forest, 1993
Wife: Mary Lawrence
Children: Jack, Virginia, Mary-Dell

EXPERIENCE

1993-94	Wake Forest	Deacon Club Intern
1994-97	Wake Forest	Deacon Club Asst. Director
1997-98	Tennessee	VASF Executive Director
1998-2000	Wake Forest	Assistant Athletic Director
2000-02	Tennessee	Assistant Athletic Director
2002-06	Tennessee	Associate Athletic Director
2006-08	Tennessee	Senior Assoc. Athletic Director
2008-09	Tennessee	Executive Assoc. Athletic Director
2009-17	Kansas State	Athletic Director
2017-pres.	Tennessee	Vice Chancellor/Athletic Director

GPA or higher this past academic year.

The 46-year-old Currie's eight-year tenure with K-State included seven straight bowl games for the football program, Big 12 Championships in football (2012), men's basketball (2013) and baseball (2013), 50 individual Big 12 and nine NCAA titles in track and field, six men's basketball NCAA Tournament appearances, four in women's basketball, four in volleyball and three in baseball. In the past seven years, 140 student-athletes earned All-American distinction, while Wildcats won nine NCAA individual titles and 50 Big 12 titles.

The 2012-13 campaign was also one of the most successful in school history as the Wildcats became just the fourth BCS school since 1998 to win league titles in football, men's basketball and baseball in the same year.

K-State's fundraising efforts were been completely overhauled under Currie's leadership, with more than \$200 million in cash contributions raised for athletics, more money over that period than it had in the previous 48 years combined. K-State donors stepped up with 27 private gifts in excess of \$1 million since fall 2009, while grassroots Ahearn Fund membership reached all 50 states. The department operated with a budget surplus in each of the last seven years, allowing for annual investments and budget growth from \$44 million to \$73 million. K-State's \$46 million in cash contributions raised in the 2014 fiscal year almost quadrupled the annual total prior to his arrival and was the third-highest nationally that year behind only Texas A&M and Michigan.

Currie and his staff worked closely with then-President Kirk Schulz and the KSU Foundation to secure the largest individual donation in university history, a \$60 million gift benefiting various academic and athletic initiatives, while the department reached its \$50 million private gifts goal for the new Vanier Family Football Complex in just 13 months.

With the tag line of "Welcome to K-State" symbolizing the goal of providing The Best Fan Experience in the Big 12, K-State's marketing and fundraising efforts were completely overhauled during Currie's tenure. K-State supporters have pushed attendance to new heights, while \$200 million



in total gifts have been raised for K-State Athletics since Currie's arrival.

New ticket initiatives led to 42 sellout crowds since 2009 at Bill Snyder Family Stadium, including a current streak of 33 straight. The Wildcats also set new season total and average attendance records in baseball, sold a record number of season tickets for volleyball and baseball and rank among the top 35 nationally in attendance in men's basketball, women's basketball, volleyball and baseball.

The recipient of the 2013 Bobby Dodd AD Award and a 2013 Under Armour AD of the Year, Currie served as chair of the Big 12 ADs in 2013-14 and is a member of the NCAA Division I Administrative Cabinet. He was one of only two intercollegiate ADs named to Sports Business Journal's 2011 prestigious Forty Under 40 list of national sports leaders. Currie joined the Tennessee staff in 1997 as Executive Director of the Volunteer Athletic Scholarship Fund (VASF). Following a two-year stint as Assistant Athletics Director at Wake Forest, Currie returned to Knoxville in August of 2000 as Assistant Athletics Director for Development and was promoted to Associate Athletics Director for Development in 2002.

As chief deputy to the athletics director at UT, Currie was responsible for the direct management of units that annually produced \$84 million in revenue and gifts, including the department's fundraising, marketing, ticketing, media relations, public relations, internet and broadcasting offices. Currie also provided oversight for the men's basketball program and other department initiatives.

Currie's accomplishments at Tennessee included helping the university secure a \$50 million commitment in 2006 for academic and athletic needs, a gift which represented the

largest from an individual in Tennessee history. Under his leadership, giving to Tennessee athletics more than doubled from \$19.5 million in 2003 to \$41.6 million in 2008.

An integral member of the facility planning team for UT's \$200 million master plan renovations for Neyland Stadium, Currie led the negotiation and implementation of new student season-ticket sales for football in 2008, resulting in \$900,000 of new department revenue in its first year. He also implemented new regular-season football sales strategies that helped Tennessee set a school single-game attendance record of 109,061 in 2004.

Currie also oversaw a \$36 million arena renovation and the Pratt Pavilion basketball practice facility construction project that was completed in the fall of 2007. He developed and implemented the revenue models to fund both projects without outside funding from the state or local government, tax dollars or university-derived support.

Tennessee's athletic facilities as a whole benefitted from Currie's efforts as the development office secured individual-naming recognition gifts that included \$4 million for a new aquatic center, \$2 million for a new softball stadium, \$1.5 million for a new soccer stadium and \$2 million for baseball renovations. During his last year at UT, ground was broken for the Day Golf Facility.

He began his professional career at Wake Forest in 1993 as a Deacon Club intern before being named Assistant Deacon Club Director in 1994, a position he held until 1997.

Currie earned his master's in sports management from Tennessee in 2003 and is a 1993 Wake Forest graduate. He and his wife, Mary Lawrence, have three children: Jack, Virginia and Mary-Dell.



SENIOR ATHLETICS STAFF



JOHN CURRIE
VICE CHANCELLOR/
DIRECTOR OF ATHLETICS



REID SIGMON
EXECUTIVE ASSOCIATE
ATHLETICS DIRECTOR/
CHIEF OPERATING
OFFICER



ANGIE BOYD-KECK
ASSOCIATE ATHLETICS
DIRECTOR FOR FINANCE
AND SPORTS
ADMINISTRATION



BLAIR DEBORD
SPECIAL PROJECTS
MANAGER/ASSISTANT TO
THE AD



ANDREW DONOVAN
ASSOCIATE ATHLETICS
DIRECTOR FOR
COMPLIANCE



DAVID ELLIOTT
ASSOCIATE ATHLETICS
DIRECTOR FOR EVENT
MANAGEMENT



KURT GULBRAND
SENIOR ASSOCIATE
ATHLETICS DIRECTOR
FOR DEVELOPMENT



BRETT HUEBNER
SENIOR ASSOCIATE
ATHLETICS DIRECTOR
FOR BUSINESS
OPERATIONS/CFO



TYLER JOHNSON
ASSOCIATE ATHLETICS
DIRECTOR FOR
BUSINESS/INTERNAL
OPERATIONS



TOM SATKOWIAK
ASSISTANT ATHLETICS
DIRECTOR FOR MEDIA
RELATIONS



DR. JOE SCOGIN
SENIOR ASSOCIATE
ATHLETICS DIRECTOR/
ASSISTANT PROVOST



CARMEN TEGANO
ASSOCIATE ATHLETICS
DIRECTOR/SENIOR
ADVISOR TO THE AD



DONNA THOMAS
SENIOR ASSOCIATE
ATHLETICS DIRECTOR/
SENIOR WOMAN
ADMINISTRATOR/CHIEF
OF STAFF



DARA WORRELL
ASSOCIATE ATHLETICS
DIRECTOR



KEVIN ZURCHER
ASSISTANT ATHLETICS
DIRECTOR FOR ATHLETIC
FACILITIES AND
GROUNDS

■ **EXPANDED SENIOR ATHLETICS STAFF**



JOE ARNONE
ASSOCIATE AD -
TICKET
OPERATIONS



JONATHAN BOWLING
ASSOCIATE AD -
FOOTBALL
COMPLIANCE &
ADMINISTRATION



JIMMY DELANEY
ASSISTANT AD -
SALES & MARKETING



ROCK GULLICKSON
DIRECTOR OF
STRENGTH AND
CONDITIONING



BLAKE JOHNSON
SENIOR DIRECTOR
OF DEVELOPMENT



MEGAN KAIN
ASSISTANT AD FOR
DEVELOPMENT



BOB KESLING
DIRECTOR OF
BROADCASTING



**JAKE
KIRKENDALL**
DIRECTOR OF
FOOTBALL
OPERATIONS



JASON McVEIGH
DIRECTOR OF
SPORTS MEDICINE



THOMAS MOATS
ASSISTANT AD
FOR INFORMATION
TECHNOLOGY



BARRY RICE
ASSISTANT AD
FOR
BROADCASTING



BRIAN RUSSELL
DIRECTOR OF
ACADEMIC
SUPPORT SERVICES



KAYLA SMITH
DIRECTOR OF
STUDENT-ATHLETE
DEVELOPMENT



ZACH STIPE
DIRECTOR OF
FOOTBALL
COMMUNICATIONS



STEVE STRIPLING
DIRECTOR OF
FOOTBALL
PROGRAM
DEVELOPMENT/
CHIEF OF STAFF -
FOOTBALL



**TENNESSEE
VOLUNTEERS**



MICAH ABERNATHY

DEFENSIVE BACK

22

JUNIOR • 2L • 6-0 • 203

ATLANTA, GA. • GREATER ATLANTA CHRISTIAN H.S.

CAREER HONORS

- SEC Defensive Player of the Week (9/12)

2016 - SOPHOMORE

- Games/Starts: 12/10
- Played in 12 games, starting 10 at safety, and played on special teams
- Tied for team lead with two interceptions and six passes defended, ranked second on team with 69 tackles and led team with three fumbles recovered
- Also returned six kickoffs for 123 yards (20.5-yard average) with a long of 26
- Tied for eighth in the nation and second in the SEC with three fumbles recovered
- Made three tackles and returned one kickoff for 15 yards in win over Nebraska (12/30) in 2016 Franklin American Mortgage Music City Bowl
- Had eight tackles and made second interception of career at Vanderbilt (11/26)
- Set new career highs with 12 tackle and one interception in win vs. Missouri (11/19). Intercepted pass from Drew Lock and returned it 26 yards.
- Recorded a then-career-high 10 tackles (nine solo) against Kentucky (11/12) and had one TFL
- Made two tackles, including one TFL and had one pass breakup vs. Tennessee Tech (11/5)
- Had four tackles against Alabama (10/15)
- Came off the bench at Texas A&M (10/8) and posted two solo tackles
- Recorded career-high nine tackles (four solo) and had two kick returns for 45 yards (long 23) in comeback win at #25/20 Georgia (10/1)
- Tallied three tackles (two solo) and one pass breakup in win vs. #19/16 Florida (9/24)
- Made five tackles and returned three kickoffs for 63 yards (21.0 avg) vs. Ohio (9/17)
- Named SEC Defensive Player of the Week (9/12) after recording three solo tackles and setting a new Tennessee record with three fumbles recovered against Virginia Tech (9/10) in the Pilot Flying J Battle at Bristol
- His three fumble recoveries vs. VT resulted in 14 points for the Vols. He recovered a fumble by Virginia Tech quarterback Jerod Evans at the VT 5-yard line at the beginning of the second quarter and the Vols scored on a TD pass from Joshua Dobbs to Jauan Jennings on the ensuing possession to pull to within 14-7. Abernathy's second fumble recovery was early in the fourth quarter and halted a 10-play, 45-yard Virginia Tech drive. On the Vols' following possession, Abernathy recovered a VT fumble while playing punt coverage, grabbing the loose ball at the VT 43-yard line. Tennessee turned his third fumble recovery into a 27-yard Dobbs TD run and a 38-17 Tennessee lead.
- Made first career start and recorded career-highs of eight tackles and one TFL vs. Appalachian State (9/1)

2015 - FRESHMAN

- Games/Starts: 12/0
- True freshman defensive back, seeing time at nickelback
- Contributor on special teams, blocking for Evan Berry and reserve kickoff return man

CAREER STATISTICS

Defense	GP/GS	UT	AT	TT	Sack	TFL	FF	FR	PD	Int	High Tk
2015	12/0	7	2	9	0-0	0-0	0	0	2	0-0	3-NU
2016	12/10	52	17	69	0-0	3-6	0	3	6	2-26	12-MU
Totals	24/10	59	19	78	0-0	3-6	0	3	8	2-26	12-MU

Kick Returns	GP/GS	No	Yds	Avg	Per/G	TD	Long	High Yd
2015	12/0	4	69	17.3	5.8	0	27-WCU	42-VU
2016	12/10	6	123	20.5	10.3	0	26-Ohio	64-Ohio
Totals	24/10	10	192	19.2	8.0	0	27-WCU	64-Ohio

CAREER HIGHS

Tackles	12 vs. Missouri, 11/19/16
Interceptions	1 vs. Missouri, 11/19/16, at Vanderbilt, 11/26/16
Fumbles Recovered	3 vs. Virginia Tech, 9/10/16 (School Record)
Passes Defended	2 vs. Missouri, 11/19/16
Kickoff Returns	3 vs. Vanderbilt, 11/28/15, vs. Ohio, 9/17/16
Kickoff Return Yards	63 vs. Ohio, 9/17/16

CAREER GAME-BY-GAME

2015 Opp.	U-A-T, Other/KR	2016 Opp.	U-A-T, Other/KR
vs. B. Green	1-0-1, pbu	App State	7-1-8, 1-1 tfl, 1 pbu
Oklahoma	0-0-0	vs. V. Tech	3-0-3, 3 FR
W. Carolina	0-1-1 / 1-27 KR	Ohio	3-2-5 / 3-63-0 KR, 26
at Florida	DNP	Florida	2-1-3, 1 pbu
Arkansas	0-0-0	at Georgia	4-5-9 / 2-45-0 KR, 23
Georgia	0-0-0	at Texas A&M	2-0-2
at Alabama	0-0-0	Alabama	4-0-4
at Kentucky	1-0-1, pbu	Tenn Tech	2-0-2, 1-1 tfl, 1 pbu
So. Carolina	0-0-0	Kentucky	9-1-10, 1-4 tfl
No. Texas	1-0-1	Missouri	7-5-12, 1-26 int, 1 pbu
at Missouri	1-0-1	at Vanderbilt	8-0-8, 1-0 int
Vanderbilt	1-0-1 / 3-42-0, 26	vs. Nebraska	1-2-3
Northwestern	2-1-3		

- Had his black stripe removed on Aug. 25
- Played in 12 games in 2015, making nine tackles
- Returned four kickoffs for 69 yards on the season
- Career-best three tackles in late action in Outback Bowl win over Northwestern (1/1)
- Had three kickoff returns for 42 yards in win vs. Vanderbilt (11/28), also made one tackle on defense
- First kickoff return came vs. Western Carolina (9/19) for 27 yards
- One of 15 true freshman to make college debut vs. Bowling Green (9/5), made first college tackle

HIGH SCHOOL

- Lettered at Greater Atlanta Christian School in Norcross, Ga., for coach Tim Hardy
- 247 Sports: 4-star (No. 24 CB, No. 28 prospect in Georgia)
- ESPN: 4-star (No. 7 CB, No. 12 prospect in Georgia)
- Rivals: 3-star (No. 52 safety, No. 36 prospect in Georgia)
- Scout: 4-star (No. 34 CB, No. 2 CB in Georgia)
- Selected to 2015 Under Armour All-America Game, becoming first from GAC to play in the game
- Member of ESPN 300
- Played both cornerback and running back in high school
- Named 2014 Atlanta Journal-Constitution Offensive

- Player of the Year
- Honored as 2014 Gwinnett Daily Post Offensive Player of the Year
- First-team all-county as a junior and senior
- Leading rusher in Gwinnett County in 2014 with 1,526 yards and 20 rushing touchdowns
- Helped Spartans to a 14-1 record and berth in Georgia State Championship Game as a senior in 2014
- During Spartans' run in the 2014 playoffs, he ran for 833 yards and 12 touchdowns in five games
- Ran for 186 yards and two scores in state title game
- Posted 41 tackles in the secondary as a senior in 2014
- First team all-state by Associated Press in 2013
- Named honorable mention all-state by Atlanta Journal-

- Constitution as a junior
- As a junior in 2013, gained 2,003 all-purpose yards and scored 22 total touchdowns

PERSONAL

- Full Name: Micah Alexander Abernathy
- Born: Feb. 10, 1997
- Son of Annette and Ralph David Abernathy III
- Brother of Ralph David Abernathy IV, who played for Butch Jones and staff at Cincinnati and with Volunteers in 2015
- Grandfather Ralph David Abernathy Sr., was a leader of the American Civil Rights Movement and close associate of Martin Luther King Jr.

**PAUL BAIN****DEFENSIVE LINE****97**

R-JUNIOR • 1L • 6-5 • 290

POWDER SPRINGS, GA. • HILLGROVE H.S. • TUSCULUM

2016 - R-SOPHOMORE

- Games/Starts: 2/0
- Played in Vols' win over Nebraska in the 2016 Franklin American Mortgage Music City Bowl (12/30)
- Made career debut vs. Tennessee Tech (11/5), recording two tackles (one solo), 0.5 TFL and one QB hurry

2015 - R-FRESHMAN

- Did not play in any games in first season with Vols after transferring from Division II Tusculum College
- Had black stripe removed on Aug. 31

2014 - FRESHMAN AT TUSCULUM

- Redshirt season at Tusculum College in Greeneville Tenn.

HIGH SCHOOL

- Graduated from Hillgrove High School in Powder Springs, Ga.

CAREER STATISTICS

Defense	GP/GS	UT	AT	TT	Sack	TFL	FF	FR	QBH	Int	High Tk
2016	2/0	1	1	2	0-0	0.5	2	0	0	1	0
Totals	2/0	1	1	2	0-0	0.5	2	0	0	1	0

CAREER HIGHS

Tackles	2 vs. Tennessee Tech, 11/5/16
Tackles for Loss	0.5 vs. Tennessee Tech, 11/5/16
Quarterback Hurries	1 vs. Tennessee Tech, 11/5/16

PERSONAL

- Full Name: Joshua Paul Bain
- Born: Oct. 4, 1995
- Majoring in Communication Studies

**TERRELL BAILEY****DEFENSIVE BACK****26**

FRESHMAN • HS • 5-11 • 178

HARVEY, LA. • JOHN EHRET H.S.


HIGH SCHOOL

- Attended John Ehret High School in Harvey, LA., playing for coach Corey Lambert
- ESPN: 3-star (79 grade, No. 31 outside linebacker, No. 212 in Southeast region, No. 52 prospect in Georgia)
- Scout: 4-star (No. 35 outside linebacker, No. 15 outside linebacker in South region, No. 8 defensive end in Georgia)
- Was named to 2016 LSWA All-State Class 5A Football Honorable Mention

- Was named to The Advocate's Super Dozen Second Dozen for top recruits in Class of 2017
- As a junior in 2015, helped lead John Ehret to Louisiana 5A State Championship Game

PERSONAL

- Full Name: Terrell Blake Bailey
- Son of Felicia Bailey and Marlon Winchester
- Has two siblings, Derrick and Deja



DILLON BATES

LINEBACKER

17

R-JUNIOR • 2L • 6-3 • 224

PONTE VEDRA BEACH, FLA. • PONTE VEDRA H.S.

CAREER HONORS

- 2014-15 SEC First-Year Academic Honor Roll

2016 - R-SOPHOMORE

- Games/Starts: 13/0
- Played primarily on special teams cover units and the field goal/extra point block packages
- Made one tackle in win over Nebraska (12/30) in 2016 Franklin American Mortgage Music City Bowl
- Recovered a fumble by Missouri's (11/19) Josh Augusta on a 4th-and-1 attempt, halting a MU drive at the Tennessee 28
- Recorded one tackle against Tennessee Tech (11/5)
- Had one tackle and one fumble recovery in win over Florida (9/24). Recovered fumble by Florida's Antonio Callaway at the Gators' 2-yard line on a punt return in the first quarter

2015 - R-FRESHMAN

- Games/Starts: 13/0
- Returned from injury-shortened freshman season and played in all 13 games on special teams and as a reserve linebacker

2014 - FRESHMAN

- Games/Starts: 4/0
- Suffered season ending injury due to torn labrum, received redshirt season from NCAA
- Backup WILL linebacker as a true freshman, played in four games, making six tackles
- Two stops vs. Arkansas State (9/6) in game his dad Bill was honored as VFL Legend of the Game
- Made three tackles vs. Utah State (8/31) in college debut

HIGH SCHOOL

- Four-year letterman at Ponte Vedra High School in Florida for coach Mike Lloyd
- 247 Sports: 4-star (No. 97 national prospect, No. 7

CAREER STATISTICS

Defense	GP/GS	UT	AT	TT	Sack	TFL	FF	FR	QBH	Int	High Tk
2014	4/0	3	3	6	0-0	0-0	0	0	0	0	3-USU
2015	13/0	0	0	0	0-0	0-0	0	0	0	0	--
2016	13/0	1	2	3	0-0	0-0	0	2	0	0	1-3x
Totals	30/0	4	5	9	0-0	0-0	0	2	0	0	3-USU

CAREER HIGHS

Tackles	3 vs. Utah State, 8/31/14
Fumbles Recovered	1 vs. Florida, 9/24/16, vs. Missouri, 11/19/16

- outside linebacker, No. 15 prospect in Fla.)
- ESPN: 4-star (No. 104 national prospect, No. 4 outside linebacker, No. 16 prospect in Fla.)
- Rivals: 4-star (No. 67 national prospect, No. 3 outside linebacker, No. 10 prospect in Fla.)
- Scout: 4-star (No. 18 outside linebacker)
- Selected to play in 2013 Under Armour All-America High School Football Game
- Associated Press Class 5A All-State Team as a senior
- Florida Times-Union Super 24, the top recruits of 2013
- All-First Coast Team in 2013
- 2013 Florida Times-Union Super 11 selection
- 81 total tackles and 55 solo tackles in his senior campaign
- Credited with more than 300 tackles and 180 solo tackles in his high school career

PERSONAL

- Full Name: Dillon Timothy Bates
- Born: July 5, 1995
- Son of Denise and Bill Bates
- Father, Bill, was a standout safety for UT and played in the NFL for the Dallas Cowboys for 15 seasons from 1983-97 winning three Super Bowl titles
- Majoring in Recreation and Sport Management



BRANDON BENEDICT

DEFENSIVE LINE

88

R-FRESHMAN • RS • 6-2 • 250

NASHVILLE, TENN. • FATHER RYAN

2016 - FRESHMAN

- Did not play in any games

HIGH SCHOOL

- Played tackle and defensive end at Father Ryan High School in Nashville, Tenn., where he played for head coach

- Bruce Lussier.
- Was named MVP of team camp

PERSONAL

- Intends to major in Business Administration
- Son of Wendy Hughen



KIVON BENNETT

DEFENSIVE LINE

95
FRESHMAN • HS • 6-1 • 275
HOLLYWOOD, FLA. • ST. THOMAS AQUINAS H.S.

HIGH SCHOOL

- Attended St. Thomas Aquinas High School in Fort Lauderdale, Fla., playing for coach Roger Harriott
- ESPN: 4-star (80 grade, No. 35 defensive tackle, No. 197 in Southeast region, No. 67 prospect in Florida)
- Rivals: 4-star (No. 16 defensive tackle, No. 53 prospect in Florida)
- Helped St. Thomas Aquinas win its third consecutive state title in 2016, recording 31 tackles, three sacks and eight hurries as a senior
- As a junior in 2015, had 31 tackles and five sacks
- Earned MVP honors in the GEICO State Champions Bowl

Series while helping St. Thomas Aquinas defeat Bingham (Utah), 33-25, at the Ford Center in Frisco, Texas. Recorded two forced fumbles, three tackles for loss and one sack.

PERSONAL

- Full Name: Kivon Bennett
- Born on Jan. 28, 1999
- Son of Cornelius and Kimberly Bennett
- Father Cornelius Bennett was the No. 2 overall pick in the 1987 NFL Draft by the Indianapolis Colts and starred at linebacker in the NFL from 1987-2000.



ELLIOTT BERRY

LINEBACKER

41
SENIOR • 3L • 5-11 • 206
FAIRBURN, GA. • CREEKSIDE H.S.

CAREER HONORS

- 2014-15 SEC First-Year Academic Honor Roll

2016 - JUNIOR

- Games Played/Started: 13/4
- Set career highs as a junior in 2016 with 13 games played (mostly at WILL linebacker), four starts, 34 tackles, 3.5 tackles for loss and one pass breakup
- Saw action at WILL at Vanderbilt (11/26), logging four solo tackles
- Started at WILL linebacker for fourth-straight game against Missouri, recording seven tackles (five solo)
- Posting three tackles and one pass breakup against Kentucky (11/12)
- Made second start of career at WILL linebacker against Tennessee Tech (11/5), making three tackles and 0.5 TFL
- Made first start of career at WILL linebacker against Alabama (10/15) and set new career high with nine tackles (six solo) and two tackles for loss for nine yards.
- With injuries to linebacker corps, saw increased playing time at WILL linebacker at Georgia (10/1) and at Texas A&M (10/8), recording first solo tackle of career against UGA and a career-best seven tackles (three solo) and one TFL against the Aggies

2015 - SOPHOMORE

- Games/Starts: 9/0
- Played in nine games, making one tackle, on special teams and as a reserve linebacker
- Suffered season-ending knee injury and assisted coaching staff late in the season

2014 - FRESHMAN

- Games/Starts: 9/0
- Played nine games as a linebacker and on special teams

CAREER STATISTICS

Defense	GP/GS	UT	AT	TT	Sack	TFL	FF	FR	QH	Int	High Tk
2014	9/0	0	0	0	0-0	0-0	0	0	0	0-0	--
2015	9/0	0	1	1	0-0	0-0	0	0	0	0-0	1-UK
2016	13/4	22	12	34	0-0	3.5-10	0	0	0	0-0	9-UA
Totals	31/4	22	13	35	0-0	3.5-10	0	0	0	0-0	9-UA

CAREER HIGHS

Tackles	9 vs. Alabama, 10/15/16
Tackles for Loss	2 vs. Alabama, 10/15/16
Pass Breakups	1 vs. Kentucky, 11/12/16

CAREER GAME-BY-GAME

2014 Opp.	U-A-T, Other	2015 Opp.	U-A-T, Other
Utah State	0-0-0	vs. B. Green	0-0-0
Ark. State	0-0-0	Oklahoma	0-0-0
at Oklahoma	0-0-0	W. Carolina	0-0-0
at Georgia	DNP	at Florida	0-0-0
Florida	0-0-0	Arkansas	0-0-0
Chattanooga	0-0-0	Georgia	0-0-0
at Ole Miss	DNP	at Alabama	0-0-0
Alabama	DNP	at Kentucky	0-1-1
at S. Carolina	DNP	S. Carolina	0-0-0
Kentucky	0-0-0	No. Texas	DNP
Missouri	0-0-0	at Missouri	DNP
at Vanderbilt	0-0-0	Vanderbilt	DNP
vs Iowa	0-0-0	vs. Nwstern	DNP

2016 Opp.	U-A-T, Other
App State	0-0-0
vs. V. Tech	0-0-0
Ohio	0-0-0
Florida	0-0-0
at Georgia	1-0-1
at Texas A&M	3-4-7, 1-1 tfl
Alabama	6-3-9, 2-9 tfl
at S. Carolina	0-0-0
Tenn. Tech	1-2-3, 0.5-0
Kentucky	2-1-3, 1 pb
Missouri	5-2-7
at Vanderbilt	4-0-4
vs. Nebraska	0-0-0

HIGH SCHOOL

- Lettered for Creekside High School in Canton, Ga. under coach Olten Downs
- 247 Sports: 3-star (No. 59 OLB, No. 69 prospect in Ga.)
- ESPN: 3-star (No. 108 OLB No. 105 prospect in Ga.)
- Rivals: 3-star (No. 32 athlete, No. 45 prospect in Ga.)
- Scout: 3-star (No. 125 safety)
- Named one of Reebok's Top 25 Most Dynamic Athletes
- Georgia Class 5A All-State Linebacker in 2013 - Atlanta-Journal Constitution and Associated Press
- Selected as a 2011 U.S. Air Force Sophomore Second Team All-American
- Led Creekside to a state championship and undefeated record as a senior

PERSONAL

- Full Name: Elliott Lee Berry
- Born: November 4, 1995
- Son of Carol and James Berry
- Twin brother to fellow Vol Evan Berry
- Older brother, Eric, was an All-American and Jim Thorpe Award winner for Tennessee and is a Pro Bowl safety with the Kansas City Chiefs
- Father, James, played for the Vols from 1978-81, rushing for more than 1,700 yards and scoring 19 touchdowns
- Wears #41 as a tribute to his brother, an inverse of the #14 Eric wore at Tennessee
- Majoring in Kinesiology



EVAN BERRY

DEFENSIVE BACK/KICK RETURNER

29

SENIOR • 3L • 5-11 • 205

FAIRBURN, GA. • CREEKSIDE H.S.

CAREER HONORS

- 2016 All-SEC Coaches Second Team
- 2016 Preseason Media Days All-SEC Second Team (RS)
- 2016 Phil Steele Preseason First Team All-American (KR)
- 2016 Phil Steele Preseason First Team All-SEC (KR)
- 2016 Athlon Sports Preseason First Team All-SEC (KR)
- 2016 Lindy's Sports Preseason Second Team All-SEC (KR)
- 2016 Lindy's Sports Preseason No. 8 All-Purpose
- 2015 Walter Camp First Team All-American
- 2015 Sporting News First Team All-American
- 2015 Sports Illustrated First Team All American
- 2015 FWAA Second Team All-American
- 2015 CBS Sports Second Team All-American
- 2015 FOX Sports Second Team All-American
- 2015 SEC Special Teams Player of the Year
- 2015-16 ESPN All-SEC Bowl Team
- 2015 All-SEC Coaches First Team
- 2015 All-SEC AP First Team
- 2015 ESPN.com All-SEC
- 2015 GridironNow.com All-SEC First-Team Specialist
- 2015 CBS Sports Mid-Season All-American
- 2014 Athlon Freshman All-American Third Team KR

2016 - JUNIOR

- Games/Starts: 9/3
- Head coach Butch Jones announced on Nov. 7 that Berry would miss the rest of the season with a knee injury
- Ranks FIRST all-time in career kickoff return average (min. 25 returns) with 34.2 average at Tennessee
- Started at free safety vs. Tennessee Tech (11/5), making three tackles and 0.5 TFL
- Returned a kickoff 100 yards for a touchdown vs. South Carolina (10/29), marking the fourth KR TD of his career and tying Willie Gault (1978-82) for most in UT history. Also made second career start at safety, finishing with season-best four tackles.
- Against Alabama (10/15), returned three kickoffs for 91 yards, including a long of 38, to move past Devrin Young for third place in UT history in career KR yardage at 1,551. Also recorded one tackle.
- Made first start of career at free safety at Texas A&M (10/8), making one solo tackle. Also returned three kickoffs for 65 yards with a long of 32.
- Returned three kick returns for 75 yards with a long of 34 and made three tackles and 0.5 TFL in win at Georgia (10/1). Had an important 20-yard return to the

CAREER STATISTICS

Defense	GP/GS	UT	AT	TT	Sack	TFL	FF	FR	PD	Int	High Tk
2014	13/0	5	0	5	0-0	0-0	0	0	0	0-0	2-2x
2015	13/0	15	3	18	0-0	0-0	0	0	0	1-100	5-WCU
2016	9/3	8	4	12	0-0	1-2	0	0	0	0-0	4-SC
Totals	35/3	28	7	35	0-0	1-2	0	0	0	1-100	5-WCU

Kick Returns	GP/GS	No	Yds	Avg	Per/G	TD	Long	High Yd
2014	13/0	14	413	29.5	34.4	0	68-UTC	121-Miz
2015	13/0	21	804	38.3	67.0	3	100-UK	141-Ark
2016	9/3	14	460	32.9	57.5	1	100-SC	126-SC
Totals	35/3	49	1677	34.2	49.3	4	100-UK,SC	141-Ark

CAREER HIGHS

Tackles	5 vs. Western Carolina, 9/19/15
Tackles For Loss	0.5 at Georgia, 10/1/16, vs. Tenn. Tech 11/5/16
Interceptions	1 vs. Northwestern, 1/1/16
INT Yards	100 vs. Northwestern, 1/1/16
Kickoff Returns	4 vs. Missouri, 11/22/14
Kickoff Return Yards	141 vs. Arkansas, 10/3/15
Long Kickoff Return	100 at Kentucky, 10/31/15 & at South Carolina, 10/29/16
KR Touchdowns	1 vs. Western Carolina, 9/19/15, vs. Arkansas, 10/3/15, at Kentucky, 10/31/15, at South Carolina, 10/29/16

BERRY ON THE CHARTS

Kickoff Return Average - Career

1.	34.2	Evan Berry	2014-Pres.
2.	28.2	Mallon Faircloth	1961-63
3.	28.0	Cordarrelle Patterson	2012

Kickoff Return Yards - Career

1.	1,854	Willie Gault	1979-82
2.	1,788	Leonard Scott	1999-2002
3.	1,677	Evan Berry	2014-Pres.
4.	1,543	Devrin Young	2011-14
5.	1,307	Corey Larkins	2001-04

Kickoff Return Average - Season

1.	38.3	Evan Berry	2015
2.	34.2	Evan Berry	2016
3.	29.82	Dale Carter	1990
4.	29.80	Randall Morris	1983
5.	29.5	Evan Berry	2014

Kickoff Return Yards - Season

1.	863	David Oku	2009
2.	804	Evan Berry	2015
3.	698	Dennis Rogan	2008
4.	671	Cordarrelle Patterson	2012



UGA 48 on Bulldogs' high, short kickoff with 10 seconds remaining, setting up game-winning Hail Mary.

- Had a season-high 43-yard kick return to start the third quarter vs. Florida (9/24) and pass Corey Larkins (1,307 career yards) for fourth place on UT's all-time kick-return yards list
- Returned one kickoff for 19 yards vs. Ohio (9/17)
- Had one 41-yard kick return vs. Appalachian State (9/1)

2015 - SOPHOMORE

- Games/Starts: 13/0
- Earned Tennessee First Team All-American honors since his brother Eric earned them in 2009
- Ranked first in NCAA and first in SEC in kickoff return average (38.3)
- With 38.29 average, fell just shy of new NCAA all-time single-season kickoff return average record (1.5 returns per game) held by JJ Nelson of UAB (38.32 in 2014)
- 804 kickoff return yards in a season are second all-time at Tennessee to David Oku (863 in 2009)
- One of four players in country with three kickoff returns for touchdown in 2015
- Three kickoff returns for touchdowns have come against Western Carolina, Arkansas and at Kentucky
- Tied VFL Willie Gault (1980) for most kickoff return touchdowns in a season at Tennessee with three
- Ranks first all-time in career kickoff return average (min. 25 returns) with 34.8 average at Tennessee
- In 25 games, ranks fifth in career kickoff return yards (1,217), next on list: #4 Corey Larkins (1,307)
- First Vol since Willie Gault (11/22/1980 vs. Kentucky) to open a game with a kickoff return for TD vs. Arkansas
- Played in all 13 games in 2015, 21 kickoff returns for 804 (38.3 average), playing in the secondary had 18 tackles and a 100-yard interception return for touchdown
- Returned first career interception for 100 yards in Outback Bowl win over Northwestern (1/1), equaling longest interception return in Tennessee history (tying record set by Ray Martin in 1953)
- Third kickoff return for a touchdown came on 100-yard return at Kentucky (10/31), which tied UT record for longest return in history, tying four others including the most recent to accomplish it, Leonard Scott in 1999
- Kickoff return for 31 yards along with a tackle at #8 Alabama (10/24)
- Three kick returns for 103 yards vs. #19 Georgia (10/10)
- Second kickoff return for touchdown, came vs. Arkansas (10/3), returning game's opening kickoff 96 yards, finished with three returns for career-high 141 yards
- Three kickoff returns for 77 yards at Florida (9/26)
- With brother Eric on the sidelines, recorded an 88-yard kickoff return for touchdown, his first-career touchdown vs. Western Carolina (9/19); also tied for team lead with a career-high five tackles
- Returned one kickoff for 67 yards in opener vs. Bowling Green (9/5), also added career-high four tackles

2014 - FRESHMAN

- Games/Starts: 13/0
- Legacy handled kick returns and played as reserve in secondary; played in all 13 games
- Ranked second in the SEC in kickoff return average (29.5)
- Had 14 kickoff returns for 413 yards (29.5 yards/return)
- Career-best 121 kickoff return yards on career-high four returns vs. #19 Missouri (11/22), including 58-yard return
- Three kickoff returns for 91 yards vs. Kentucky (11/15), also had two tackles in the win
- Three kickoff returns for 63 yards vs. #4 Alabama (10/25)
- First kickoff return went for 68 yards vs. Chattanooga (10/11), the longest by a Vol since Cordarrelle Patterson's

CAREER GAME-BY-GAME

2014 Opp.	U-A-T, Other	Kickoff Returns
Utah State	0-0-0	0-0-0
Ark. State	0-0-0	0-0-0
at Oklahoma	0-0-0	0-0-0
at Georgia	2-0-2	0-0-0
Florida	0-0-0	0-0-0
Chattanooga	0-0-0	1-68-0, 68
at Ole Miss	0-0-0	2-59-0, 33
Alabama	0-0-0	3-63-0, 33
at S. Carolina	0-0-0	0-0-0
Kentucky	2-0-2	3-91-0, 39
Missouri	0-0-0	4-121-0, 58
at Vanderbilt	0-0-0	1-11-0, 11
vs. Iowa	1-0-1	0-0-0

2015 Opp.	U-A-T, Other	Kickoff Returns
vs. B. Green	3-1-4	1-67-0, 67
Oklahoma	0-1-1	3-74-0, 27
W. Carolina	4-1-5	1-88-1, 88
at Florida	1-0-1	3-77-0, 25
Arkansas	0-0-0	3-141-1, 96
Georgia	0-0-0	3-103-0, 46
at Alabama	1-0-1	1-31-0, 31
at Kentucky	4-0-4	1-100-1, 100
S. Carolina	0-0-0	2-49-0, 33
North Texas	1-0-1	0-0-0
at Missouri	0-0-0	2-61-0, 41
Vanderbilt	0-0-0	1-13-0, 13
Northwestern	1-0-1, 1-100 int, pd	0-0-0

2016 Opp.	U-A-T, Other	Kickoff Returns
App State	0-0-0	1-41-0, 41
vs. Virginia Tech	0-0-0	0-0-0
Ohio	0-0-0	1-19-0, 19
Florida	0-0-0	1-43-0, 43
at Georgia	0-3-3, 0.5-1 tfl	3-75-0, 34
at Texas A&M	1-0-1	3-65-0, 32
Alabama	1-0-1	3-91-0, 38
at S. Carolina	4-0-4	2-126-1, 100
Tenn. Tech	2-1-3, 0.5-1 tfl	0-0-0
Kentucky	DND-INJ	
Missouri	DND-INJ	
at Vanderbilt	DND-INJ	
vs. Nebraska	DND-INJ	

- 98-yard kickoff return at Mississippi State (10/13/12)
- Made first two tackles of career on special teams at #12/13 Georgia (9/27)

HIGH SCHOOL

- Lettered at Creekside High School in Canton, Ga., for coach Olten Downs
- 247 Sports: 4-star (No. 28 athlete, No. 24 prospect in Ga.)
- ESPN: 4-star (No. 37 athlete, No. 26 prospect in Ga.)
- Rivals: 4-star (No. 22 DB, No. 23 prospect in Ga.)
- Scout: 4-star (No. 28 defensive back)
- Named one of Reebok's Top 25 Most Dynamic Athletes
- Class 5A All-State first team defensive back
- Directed Creekside to an undefeated record and state championship as a defensive back and quarterback
- 2013 Georgia Class 5A 100-meter dash champion

PERSONAL

- Full Name: Evan Lawrence Berry
- Born: November 4, 1995
- Son of Carol and James Berry
- Twin brother to fellow Vol Elliott Berry
- Older brother, Eric, was an All-American and Jim Thorpe Award winner for Tennessee and is a Pro Bowl safety with the Kansas City Chiefs
- Father, James, played for the Vols from 1978-81, rushing for more than 1,700 yards and scoring 19 touchdowns
- Wears #29 as a tribute to Inky Johnson, similar to his brother Eric, who wears #29 with the Kansas City Chiefs in the NFL
- Majoring in Kinesiology



DANIEL BITULI

LINEBACKER

35

SOPHOMORE • 1L • 6-3 • 240

ANTIOCH, TENN. • NASHVILLE CHRISTIAN SCHOOL

2016 - FRESHMAN

- Games/Starts: 9/0
- Key contributor on special teams units
- Recorded a career-high five tackles (four solo) at Vanderbilt (11/26)
- Made two tackles against Tennessee Tech (11/5)
- Had one tackle in win at Georgia (10/1)
- Made first tackle of career vs. Florida (9/24)

PROSPECT RANKINGS

- 247 Sports: 4-star (No. 15 OLB, No. 3 prospect in Tennessee)
- ESPN: 4-star (No. 18 OLB, No. 7 prospect in Tennessee)
- Rivals: 4-star (No. 8 ILB, No. 1 prospect in Tennessee)
- Scout: 4-star (No. 12 OLB, No. 1 OLB in Tennessee)

HIGH SCHOOL

- Lettered at Nashville Christian School in Nashville for coach Jeff Brothers
- PrepStar 150 Dream Team
- Member of ESPN 300
- Named 2015 Class 1A Mr. Football Lineman of the Year in Tennessee
- Two-time Tennessee All-Midstate selection as a senior and junior
- Helped Eagles to 2015 Class 1A State BlueCross Bowl Championship, first state title in school history
- As a senior, racked up 89 tackles including 20 tackles

CAREER STATISTICS

Defense	GP/GS	UT	AT	TT	Sack	TFL	FF	FR	QBH	Int	High Tk
2016	9/0	7	2	9	0-0	0-0	0	2	0	0	5-VU
Totals	9/0	7	2	9	0-0	0-0	0	2	0	0	5-VU

CAREER HIGHS

Tackles	5 at Vanderbilt, 11/26/16
----------------	---------------------------

for loss and 10.5 sacks

- Also recovered six fumbles, forced two fumbles and had an interception return for a touchdown
- Scored 10 touchdowns, seven rushing, one receiving, one interception return and one fumble return
- Rushed 15 times for 283 yards with seven touchdowns in 2015
- As a junior in 2014, had 61 tackles with 3.5 sacks, two forced fumble, two fumble recoveries and an interception
- Also rushed for 619 yards on 90 carries with a touchdown in 2014

PERSONAL

- Full Name: Daniel Ndjoli Bituli
- Last name pronounced bih-too-LEE
- Born: Dec. 27, 1997
- Son of Nikki and Patrice Bituli



JA'QUAIN BLAKELY

LINEBACKER

48

R-FRESHMAN • RS • 6-2 • 254

MOULTRIE, GA. • COLQUITT COUNTY H.S.

2016 - FRESHMAN

- Did not play in any games

PROSPECT RANKINGS

- 247 Sports: 3-star (No. 39 OLB No. 49 prospect in Georgia)
- ESPN: 3-star (No. 56 OLB No. 87 prospect in Georgia)
- Rivals: 4-star (No. 10 ILB No. 26 prospect in Georgia)
- Scout: 3-star (No. 55 OLB, No. 4 OLB in Georgia)

HIGH SCHOOL

- Lettered at Colquitt County High School in Moultrie, Ga., for coach Rush Propst
- PrepStar All-Southeast Region selection
- Helped Packers to a perfect 15-0 record and their second consecutive Georgia state championship in 2015

- As a senior in 2015, posted 47 tackles with four tackles for loss and two sacks
- Also had three fumble recoveries and two forced fumbles
- As a junior in 2014, had 48 tackles with five tackles for loss, two sacks and a fumble recovery
- Packers won 2014 Georgia state title with a 15-0 record

PERSONAL

- Full Name: Ja'Quain Jerome Blakely
- First name pronounced juh-QUAIN
- Born: Oct. 15, 1997
- Son of Jackie Hightower and Jerome Blakely
- Majoring in Recreation & Sport Management



VENZELL BOULWARE

OFFENSIVE LINE

50

R-SOPHOMORE • 1L • 6-3 • 306
UNION CITY, GA. • CREEKSIDE H.S.

2016 - R-FRESHMAN

- Games/Starts: 7/3
- Made third start of career at Vanderbilt (11/26), starting at RG as Tennessee rolled to 516 yards of total offense
- Started at right guard for the first time in his career against Missouri (11/19), paving the way for 609 yards of offense and as season-high 386 rushing yards
- Saw action off the bench at guard against Tennessee Tech (11/5)
- Made first start of career at left guard against Alabama (10/15)
- Entered off the bench late in the second half at Texas A&M (10/8) to play left guard
- Made second appearance of career off the bench vs. Florida (9/24)
- Entered off the bench in win over Virginia Tech (9/10)

2015 - FRESHMAN

- True freshman did not play in any games in 2015
- Had his black stripe removed on Aug. 25

HIGH SCHOOL

- Lettered at Creekside High School in Fairburn, Ga. for coach Olten Downs
- 247 Sports: 3-star (No. 37 OT, No. 36 prospect in Georgia)
- ESPN: 4-star (No. 29 OT, No. 31 prospect in Georgia)
- Rivals: 4-star (No. 11 OG, No. 15 prospect in Georgia)
- Scout: 3-star (No. 42 OG, No. 4 OG in Georgia)
- Member of ESPN 300
- Helped Seminoles to a 9-3 record his senior season
- High school teammates with current Vols Elliott and Evan Berry

PERSONAL

- Full Name: Venzell Vincent Edward Boulware
- Born: Aug. 23, 1997
- Son of Amanda Manigault
- Majoring in Communication Studies



DEVANTE BROOKS

OFFENSIVE LINE

77

R-FRESHMAN • RS • 6-5 • 282
BOWIE, MD. • ST. JOHN'S COLLEGE (D.C.) H.S.

2016 - FRESHMAN

- Did not play in any games
- Started season as a tight end before switching positions to offensive line

PROSPECT RANKINGS

- 247 Sports: 3-star (No. 35 tight end, No. 5 prospect in Washington D.C.)
- ESPN: 3-star (No. 14 tight end, No. 5 prospect in Washington D.C.)
- Rivals: 3-star (No. 7 prospect in Washington D.C.)
- Scout: 3-sQtar (No. 34 tight end, No. 1 tight end in Washington D.C.)

HIGH SCHOOL

- Attended St. John's College High School in Washington, D.C., playing for coach Joe Patterson
- Invited to 2016 Under Armour All-American Game
- PrepStar Top All-American in 2016
- Missed both his senior and junior seasons after suffering a torn ACL on two different occasions

PERSONAL

- Full Name: Devante Darnell Brooks
- Born: Jan. 14, 1997
- Son of Nicole and Stephen Brooks



JAMES BROWN

TIGHT END

84

FRESHMAN • HS • 6-3 • 222
ORLANDO, FLA. • JONES H.S.

HIGH SCHOOL

- Attended Jones High School in Orlando, Fla., playing for coach Elijah Williams
- ESPN: 3-star (74 grade, No. 22 tight end, No. 507 in Southeast region, No. 190 prospect in Florida)
- Scout: 3-star (No. 50 tight end, No. 12 tight end in South region, No. 4 tight end in Florida)
- Is a former quarterback who changed position to tight end
- As a senior in 2016, had 11 catches for 201 yards and four touchdowns, rushed for 170 yards and three touchdowns

- on 15 carries and threw for 135 yards and three touchdowns on 16-of-19 passing
- Helped lead the Tigers to a 10-2 season in 2016 and the second round of the state playoffs

PERSONAL

- Full Name: James L. Brown
- Son of James Brown III and Phedre Brown



BAYLEN BUCHANAN

DEFENSIVE BACK

28

SOPHOMORE • 1L • 5-11 • 185

LAWRENCEVILLE, GA. • PEACHTREE RIDGE H.S.

2016 - FRESHMAN

- Games/Starts: 13/1
- Had three tackles against Tennessee Tech (11/5)
- Made first career start at right CB at South Carolina (10/29)
- Tallied career-high eight tackles (six solo) against Alabama (10/15)
- Recorded one solo tackle in action off the bench at Texas A&M (10/8)
- Came off the bench vs. Florida (9/24) and made three solo tackles
- Saw extended playing time in vs. Ohio (9/17) after Cameron Sutton exited the game due to injury, posting career highs of five tackles (four solo) and one pass breakup
- Made collegiate debut vs. Appalachian State (9/1)

PROSPECT RANKINGS

- 247 Sports: 3-star (No. 60 CB, No. 64 prospect in Georgia)
- ESPN: 3-star (No. 64 CB, No. 93 prospect in Georgia)
- Rivals: 3-star (No. 41 CB, No. 38 prospect in Georgia)
- Scout: 3-star (No. 54 CB, No. 4 CB in Georgia)

HIGH SCHOOL

- Lettered at Peachtree Ridge High School in Suwanee, Ga., for coach Mark Fleetwood
- PrepStar All-Southeast Region selection

CAREER STATISTICS

Defense	GP/GS	UT	AT	TT	Sack	TFL	FF	FR	PD	Int	High Tk
2016	13/1	17	3	20	0-0	0-0	0	0	1	0-0	8-UA
Totals	13/1	17	3	20	0-0	0-0	0	0	1	0-0	8-UA

CAREER HIGHS

Tackles	8 vs. Alabama, 10/15/16
Passes Defended	1 vs. Ohio, 9/17/16

- Totaled 32 tackles, two interceptions and one fumble recovery as a senior in 2015
- As a junior in 2014, had 33 tackles with an interception and fumble recovery

PERSONAL

- Full Name: Baylen Avery Buchanan
- Born: June 19, 1998
- Son of Sheree and Ray Buchanan
- Father Ray starred at Louisville and played in the NFL with Indianapolis Colts, Atlanta Falcons and Oakland Raiders, earning All-Pro honors twice in 1994 and 1998
- Majoring in Kinesiology



LATRELL BUMPHUS

TIGHT END

23

FRESHMAN • HS • 6-3 • 258

SAVANNAH, TENN. • HARDIN COUNTY H.S.

HIGH SCHOOL

- Attended Hardin County High School in Savannah, Tenn., playing for coach Matt Smith
- ESPN: 4-star (No. 263 overall, No. 18 athlete, No. 10 prospect in Tennessee)
- 247 Sports: 3-star (No. 26 DE, No. 12 prospect in Tennessee)
- Rivals: 4-star (No. 14 DE, No. 10 prospect in Tennessee)

- Scout: 3-star (No. 20 TE, No. 1 TE in Tennessee)
- Attended The Opening Regionals 2016

PERSONAL

- Full Name: LaTrell Bumphus
- Born: September 30, 1999
- Son of Keith and Melissa Bumphus



MATTHEW BUTLER

DEFENSIVE LINE

56

FRESHMAN • HS • 6-4 • 274

RALEIGH, N.C. • GARNER SENIOR H.S.

HIGH SCHOOL

- Attended Garner Senior High School in Garner, N.C., playing for coach Thurman Leach
- 247 Sports: 4-star (No. 455 overall prospect, No. 36 strongside defensive end, No. 12 prospect in North Carolina)
- Rivals: 3-star (No. 14 strongside defensive end, No. 12

- prospect in North Carolina)
- Scout: 3-star (No. 33 defensive tackle, No. 10 defensive tackle in the South region, No. 1 defensive tackle in North Carolina)
- As a senior in 2016, helped lead Trojans to a 12-2 record and the 4AA East Regional Semifinals and had 96 tackles, including 44 for loss, 26 sacks and 36 hurries



- Was named to 2016 N.C. Associated Press All-State 4A Team
- Starred in the Shrine Bowl of the Carolinas
- As a junior in 2015, posted 65 tackles, 20 tackles for loss, 10 sacks, and caught 10 passes for 175 yards and four touchdowns



TYLER BYRD

WIDE RECEIVER

10

SOPHOMORE • 1L • 6-0 • 195
NAPLES, FLA. • NAPLES H.S.

2016 - FRESHMAN

- Games/Starts: 13/0
- Had one rush for nine yards and one kick return for 34 yards against Nebraska in the Franklin American Mortgage Music City Bowl (12/30)
- Returned three kickoffs for 99 yards (33.0 average) at Vanderbilt (11/26), including a career-long of 67.
- Against Missouri (11/19), posted two catches for eight yards, two rushes for 24 yards (career-long 22-yard run) and two kick returns for 43 (long of 24)
- Made a career-long 44-yard catch vs. Kentucky (11/12) and returned two kickoffs for 31 yards
- Had two catches for 37 yards and one kick return for 31 yards against Tennessee Tech (11/5)
- Had one rush for eight yards at South Carolina (10/29)
- Against Alabama (10/15), had one catch for one yard, one rush for six yards and one kick return for 25 yards
- Caught three passes for a career-high 60 yards and rushed twice for 11 yards against Texas A&M (10/8). With 1:49 remaining in the fourth quarter and Tennessee down 35-28, caught a pass from Joshua Dobbs over the middle, spun out of a tackle and turned up field for a 43-yard gain that set the Vols up for the tying score.
- Made one catch for four yards at Georgia (10/1)
- Had three catches for 40 yards in comeback win vs. Florida (9/24) with all three receptions resulting in first downs
- First career reception was a four-yard pass from Joshua Dobbs in second quarter vs. Ohio (9/17)
- Caught two passes for 15 yards vs. Ohio (9/17)
- Had one carry for five yards vs. Virginia Tech (9/10)
- Made collegiate debut vs. Appalachian State (9/1), coming off the bench

PROSPECT RANKINGS

- 247 Sports: 4-star (No. 86 overall prospect, No. 9 CB, No. 12 prospect in Florida)
- ESPN: 4-star (No. 35 overall prospect, No. 1 athlete, No. 8 prospect in Florida)
- Rivals: 4-star (No. 75 overall prospect, No. 7 CB, No. 36 prospect in Florida)
- Scout: 4-star (No. 20 CB, No. 4 CB in Florida)

HIGH SCHOOL

- Lettered at Naples High School in Naples, Florida for coach Bill Kramer
- In 2016 U.S. Army All-American Bowl, blocked an extra point and returned it for two points and intercepted a pass
- Broxson Award winner as the Naples Daily News Player of the Year in 2015
- Member of 2015 All-USA All-Florida First Team
- Named to 2015 All-State Class 6A First-Team
- Played both wide receiver and cornerback
- As a senior in 2015, made 41 tackles, had one

PERSONAL

- Full Name: Matthew Edward Butler
- Son of Phillip and Madelyn Butler
- Siblings: Phylicia and Theo
- Majoring in Political Science

CAREER STATISTICS

Receiving	GP/GS	No	Yds	Avg	Per/G	TD	Long	High Yd
2016	13/0	15	209	13.9	16.1	0	44-UK	60-TAMU
Totals	13/0	15	209	13.9	16.1	0	44-UK	60-TAMU
Rushing	GP/GS	No	Yds	Avg	Per/G	TD	Long	High Yd
2016	13/0	8	63	7.9	4.8	0	22-MU	24-MU
Totals	13/0	8	63	7.9	4.8	0	22-MU	24-MU
Kick Return	GP/GS	No	Yds	Avg	Per/G	TD	Long	High Yd
2016	13/0	10	263	26.3	20.2	0	67-VU	99-VU
Totals	13/0	10	263	26.3	20.2	0	67-VU	99-VU

CAREER HIGHS

Receptions	3 vs. Florida, 9/24/16, at Texas A&M, 10/8/16
Receiving Yards	60 at Texas A&M, 10/8/16
Long Reception	44 vs. Kentucky, 11/12/16
Rushing Attempts	2 at Texas A&M, 10/8/16, vs. Missouri, 11/19/16
Rushing Yards	24 vs. Missouri, 11/19/16
Long Rush	22 vs. Missouri, 11/19/16
Kick Return Total Yards	99 at Vanderbilt, 11/26/16
Long Kick Return	67 at Vanderbilt, 11/26/16
All-Purpose Yards	99 at Vanderbilt, 11/26/16

CAREER GAME-BY-GAME

2016 Opp.	Rec-Yards-TD, Lg
App State	0-0-0
vs. V Tech	0-0-0, 1-5-0 rushing
Ohio	2-15-0, 11
Florida	3-40-0, 15
at Georgia	1-4-0, 4
at Texas A&M	3-60-0, 43, 2-11-0 rushing
Alabama	1-1-0, 1-6-0 rushing, 1-25-0 KR
at S. Carolina	1-8-0 rushing
Tenn. Tech	2-37-0, 33, 1-31-0 KR
Kentucky	1-44-0, 44, 2-31-0 KR
Missouri	2-8-0, 10, 2-24-0, 22 rushing, 2-43-0, 24, KR
at Vanderbilt	0-0-0, 3-99-0, 67 KR
vs. Nebraska	0-0-0, 1-9-0 rushing, 1-34-0 KR

- interception and five passes defended as opponents rarely threw into his coverage
- Caught 36 passes for 641 yards with nine receiving touchdowns as a senior
 - As a junior in 2014, had two interceptions and four passes defended; also had 10 catches for 228 yards and three receiving touchdowns.

PERSONAL

- Full Name: Tyler Jarnell Byrd
- Born: Sept. 30, 1996
- Son of Charlie Byrd and Shirley Williams
- Majoring in Communication Studies



K'ROJHN CALBERT

OFFENSIVE LINE

74

FRESHMAN • HS • 6-5 • 316

McMINNVILLE, TENN. • WARREN COUNTY SENIOR H.S.

HIGH SCHOOL

- Attended Warren County High School in McMinnville, Tenn., playing for coach Tom Moore
- ESPN: 3-star (No. 45 offensive tackle, No. 12 prospect in Tennessee)
- 247 Sports: 3-star (No. 62 offensive tackle, No. 20 prospect in Tennessee)
- Rivals: 3-star (No. 75 offensive tackle, No. 23 prospect in Tennessee)

- Scout: 3-star (No. 57 offensive tackle, No. 3 offensive tackle in Tennessee)
- Named to 2016 TSWA Class 6A All-State team
- Played both football and basketball

PERSONAL

- Full Name: K'Rojhn Calbert
- Grandson of Wille Mae Martin



MARQUEZ CALLAWAY

WIDE RECEIVER

1

SOPHOMORE • 1L • 6-2 • 199

WARNER ROBINS, GA. • WARNER ROBINS H.S.

2016 - FRESHMAN

- Games/Starts: 6/0
- Made first catch of career vs. Tennessee Tech (11/5), a 13-yard grab, and had two punt returns for 114 yards and one 62-yard touchdown
- With 62-yard punt return touchdown, became the first Vol freshman to return a punt for a touchdown since Devaun Swafford brought a blocked punt back 15 yards for a score against Georgia on Oct. 5, 2013.
- Saw first playing time of career against South Carolina (10/29)

PROSPECT RANKINGS

- 247 Sports: 4-star (No. 3 athlete, No. 12 prospect in Georgia)
- ESPN: 4-star (No. 7 safety, No. 15 prospect in Georgia)
- Rivals: 4-star (No. 95 prospect in nation, No. 3 athlete, No. 15 prospect in Georgia)
- Scout: 4-star (No. 136 prospect in nation, No. 14 athlete, No. 4 athlete in Georgia)

HIGH SCHOOL

- Lettered at Warner Robins High School in Warner Robins, Ga., for coach Bryan Way
- Played in the U.S. Army All-American Bowl in 2016
- Member of ESPN 300
- PrepStar 150 Dream Team
- Named to 2015 Atlanta Journal Constitution All-State Class AAAAA First Team as a DB
- Honored as an All-State selection on both sides of the ball by Georgia Sports Writers, as an athlete and defensive back as a senior
- Had 20 receptions for 319 yards with two touchdowns as a senior in 2015
- Also rushed 10 times for 149 yards with a touchdown

CAREER STATISTICS

Receiving	GP/GS	No	Yds	Avg	Per/G	TD	Long	High Yd
2016	6/0	1	13	13.0	2.2	0	13-TTU	13-TTU
Totals	6/0	1	13	13.0	2.2	0	13-TTU	13-TTU

Punt Return	GP/GS	No	Yds	Avg	Per/G	TD	Long	High Yd
2016	6/0	2	114	57.0	19.0	1	62-TTU	114-TTU
Totals	6/0	2	114	57.0	19.0	1	62-TTU	114-TTU

CAREER HIGHS

Receptions	1 vs. Tennessee Tech, 11/5/16
Receiving Yards	13 vs. Tennessee Tech, 11/5/16
Long Reception	13 vs. Tennessee Tech, 11/5/16
Punt Return Total Yards	114 vs. Tennessee Tech, 11/5/16
Long Punt Return	2 vs. Tennessee Tech, 11/5/16
All-Purpose Yards	127 vs. Tennessee Tech, 11/5/16

- On defense, had 15 tackles and three INTs, including one returned for a touchdown
- As a junior in 2014, had 33 catches for 359 yards and a touchdown, making 16 tackles on defense with one interception

PERSONAL

- Full Name: Marquez Antonio Callaway
- First name pronounced mar-QWEZ
- Born: March 27, 1998
- Son of Maureen and Antonio Callaway
- Grew up in military family as his mother, father, grandmother and uncle all served and his brother is currently stationed in Korea
- Majoring in Communication Studies



JOEY CAVE

DEFENSIVE LINE

96

R-FRESHMAN • RS • 6-5 • 295
KNOXVILLE, TENN. • HARDIN VALLEY ACADEMY

2016 - FRESHMAN

- Did not play in any games

HIGH SCHOOL

- Two-year starter for Hardin Valley Academy collected 58 tackles in 2015, starting at tackle on both sides of the ball
- Voted an All-Region 4-AAA player with the Hawks during this senior season

PERSONAL

- Full Name: Joey Cave
- Born: Jan. 27, 1997
- Intends to major in Business Administration



TY CHANDLER

RUNNING BACK

3

FRESHMAN • HS • 5-11 • 195
NASHVILLE, TENN. • MONTGOMERY BELL ACADEMY

HIGH SCHOOL

- Attended Montgomery Bell Academy in Nashville, TN., playing for coach Marty Euverard
- ESPN: 4-star (No. 101 overall prospect, No. 9 RB, No. 6 prospect in Tennessee)
- 247 Sports: 4-star (No. 68 overall prospect, No. 5 RB, No. 5 prospect in Tennessee)
- Rivals: 4-star (No. 80 overall prospect, No. 6 RB, No. 5 prospect in Tennessee)
- Scout: 4-star (No. 81 overall prospect, No. 7 RB, No. 1 RB in Tennessee)
- Two-time Division II-AA Tennessee Mr. Football Award winner
- MaxPreps 2016 Football All-American Team
- Member of ESPN 300
- 2017 U.S. Army All-American Bowl Nomination

- Candidate for the 2016 All-USA Offensive Player of the Year award
- Rushed for 2,252 yards and 39 touchdowns as a senior in 2016
- Helped led the Big Red to an 8-2 regular-season record in 2016, as well as Division II-AA East/Middle Region title
- Ranks seventh in TSSAA history in career rushing yards (6,158) and third in career touchdowns (92)
- The Tennessean's 2015 football player of the year
- Rushed for 2,558 yards and 31 touchdowns as a junior in 2015

PERSONAL

- Full Name: Tykevious Chandler
- Born: May 12, 1998
- Son of Chico and Katrina Chandler



BRENT CIMAGLIA

PLACEKICKER

30

FRESHMAN • HS • 6-1 • 193
FRANKLIN, TENN. • FRED J. PAGE H.S.

HIGH SCHOOL

- Attended Fred J Page High School in Franklin, Tenn., playing for coach Charles Rathbone
- ESPN: 3-star (76 grade, No. 13 kicker, No. 446 in Southeast region, No. 27 prospect in Tennessee)
- 247 Sports: 2-star (No. 1341 overall prospect, No. 3 kicker, No. 34 prospect in Tennessee)
- Rivals: 3-star (No. 5 kicker, No. 35 prospect in Tennessee)
- Scout: 3-star (No. 8 kicker, No. 3 kicker in South region, No. 1 kicker in Tennessee)
- Attended the National Invitational Scholarship Camp in July of 2016
- Kicking and Punting Kohl's Professional Camps, KO's are consistent between 65-75 yards with around 4 seconds of hanging time

- 5-star Kohl's kicker rating, 4.5-star punter rating
- Ranked by Kohl's as the sixth-best kicker in the Class of 2017 and the 45th-best punter
- Career long field-goal is 47 yards
- As a senior in 2016, was 6-of-11 on field goals and 31-for-31 on extra points. He also had 33 touchbacks on 47 kickoffs.
- As a junior in 2015, was 3-of-6 on field goals, 30-for-30 on extra points and averaged 42.1 yards on 23 punts. He also had 29 touchbacks on 40 kickoffs.

PERSONAL

- Full Name: Brent Robert Cimaglia
- Born on June 26, 1998
- Son of Keri Cimaglia
- Has two siblings, Jennifer and Zack





TREY COLEMAN

RUNNING BACK

24

FRESHMAN • HS • 5-11 • 214
WEST MONROE, LA. • WEST MONROE H.S.

HIGH SCHOOL

- Attended West Monroe High School in West Monroe, La., playing for coach Jerry Arledge
- ESPN: 3-star (78 grade, No. 47 running back, No. 327 in Southeast region, No. 30 prospect in Louisiana)
- 247 Sports: 3-star (No. 605 overall prospect, No. 44 running back, No. 23 prospect in Louisiana)
- Rivals: 3-star (No. 32 prospect in Louisiana)
- Scout: 3-star (No. 53 running back, No. 25 running back in South region, No. 4 running back in Louisiana)
- As a senior in 2016, helped West Monroe win the District 2-5A title and Class 5A State runner-up finish
- In 2016, led team with 187 carries for 1,369 yards and 12 touchdowns and posted six 100-yard rushing games. He also had 10 catches for 171 yards and three touchdowns.

- Earned 2016 Central Louisiana All-District 2-5A First Team honors and All-Northeast Louisiana Big Schools First Team honors
- In 2015, was named Honorable Mention All-State, All-Northeast Louisiana, Second Team All-Parish, First Team All-District
- As a junior in 2015, rushed for over 1,400 yards and scored 12 touchdowns
- Also played basketball at West Monroe

PERSONAL

- Full Name: John Henry Coleman
- Born on Sept. 17, 1997
- Son of John Coleman Jr.



ANDREW CRAIG

TIGHT END

86

R-FRESHMAN • RS • 6-5 • 240
KNOXVILLE, TENN. • WEBB SCHOOL

2016 - FRESHMAN

- Did not play in any games

HIGH SCHOOL


- Helped lead Webb School to Division II-A state championships in 2013 and 2014
- Two-time All-KIL, PrepXtra and all-state defensive lineman who can also play tight end
- As a senior in 2015, tallied 19 receptions for 368 yards and three touchdowns and posted 65 tackles (one tackle for a loss), eight sacks, three fumble recoveries and two

pass break-ups.

- Recorded a four-year Spartan career record of 25 receptions for 486 yards and 6 touchdowns
- Finished high school career with 157 tackles (eight tackles for a loss), 15 sacks and two interceptions

PERSONAL

- Full Name: Andrew Michael Craig
- Born: Jan. 25, 1998
- Son of: Elizabeth and Mike Craig
- Majoring in Supply Chain Management



ERIC CROSBY

DEFENSIVE LINE

27

FRESHMAN • HS • 6-1 • 336
VIRGINIA BEACH, VA. • OCEAN LAKES H.S.

HIGH SCHOOL

- Attended Ocean Lakes High School in Virginia Beach, Va., playing for coach Joe Jones
- ESPN: 4-star (81 grade, No. 226 overall prospect, No. 18 defensive tackle, No. 26 in East, No. 6 prospect in Virginia)
- 247 Sports: 4-star (No. 218 overall prospect, No. 12 defensive tackle, No. 7 prospect in Virginia)
- Rivals: 3-star (No. 27 DT No. 16 prospect in Virginia)
- Scout: 4-star (No. 72 overall prospect, No. 6 defensive tackle, No. 1 DT in East, No. 1 DT in Virginia)
- 2017 U.S. Army All-American Bowl Nomination
- 2016 6A South All-State First Team
- 2015 6A South All-State Second Team, All-Tidewater

Second Team

- 2015 - helped Ocean Lakes go undefeated, posting 50 tackles, three sacks, two forced fumbles, a fumble recovery and a pass breakup
- 2015 - also played running back in postseason, rushing for 120 yards and four touchdowns in South Region title game

PERSONAL

- Full Name: Eric Kane Crosby
- Born on April 23, 1998
- Son of Amy Crosby
- Has two siblings, Mason and William
- Majoring in Sport Management



TREVOR DANIEL

PUNTER

93

R-SENIOR • 2L • 6-1 • 227

DICKSON, TENN. • DICKSON COUNTY H.S.

CAREER HONORS

- 2016 SEC Academic Honor Roll
- 2016 Ray Guy Award Preseason Watch List
- 2016 Preseason Media Days All-SEC Third Team
- 2016 Athlon Sports Preseason Third Team All-SEC
- 2016 Lindy's Sports Preseason Third Team All-SEC
- 2015-16 Pro Football Focus Team of Bowl Season
- 2015 Ray Guy Award Watch List
- 2015 Burlsworth Award Candidate, presented to nation's most outstanding player who began career as walk-on

2016 - R-JUNIOR

- Games/Starts: 13/13
- In second season as UT's starting punter, set new personal bests for punts (70), punting yardage (3,120), fair catches (29), punts inside the 20 (28) and long punt (70 at South Carolina)
- Against Nebraska in the Franklin American Mortgage Music City Bowl (12/30), punted six times for 260 yards (43.3 average) with two punts inside the 2-yard line and a long of 54
- Four punts for 185 yards (46.2 average) against Missouri (11/19) with long of 51 and two inside the 20
- Punted four times for 195 yards (48.8 average) against Kentucky (11/12) with two punts of 50 or more yards, and two punts inside the 20
- Had three punts for 137 yards (45.7 avg) with one punt inside the 10 and one punt of 50 or more yards against Tennessee Tech (11/5)
- Punted six times for 294 yards (49.0 avg) with two inside the 10 and three of 50 or more yards at South Carolina (10/29). Also had a career-long 70-yarder.
- Against Alabama (10/15), punted 10 times (career high) for 483 yards (career high) for a 48.3-yard average, four fair catches, four punts of 50 or more yards, two for 60 yards and three inside the opposing 20
- Six punts for 271 yards (45.2 average) at Texas A&M (10/8), including two inside the 20, one inside the 10, two 50+ and a career long of 66
- Punted six times for 215 yards (35.8 average) at Georgia (10/1) with a long of 47, two fair catches and two punts inside the 20, including one inside the 10.
- Dictated field position in win vs. Florida (9/24), punting five times for 216 yards and a 43.2-yard average with all five punts landing inside the UF 20. Four of those punts landed inside the Florida 10-yard line.
- Punted six times for 236 yards (39.3 avg) vs. Ohio (9/17) with a long of 51, three fair catches and one punt inside the 20
- Against Virginia Tech (9/10) Had six punts for 42.5 avg, two inside 20 and one 53-yarder
- In opener vs. App State (9/1), had six punts for 49.2-yard average, three punts inside the 20, two 50 yards or longer

2015 - R-SOPHOMORE

- Games/Starts: 13/13
- Starting punter in 2015, third year in the program
- Former walk-on, earned scholarship prior to 2015 season
- Season average of 45.7 yards per punt set new Tennessee record for punt average with a minimum of 50 punts

CAREER STATISTICS

Punting	GP/GS	No	Yds	Avg	TB	FC	120	110	50+	Blk	Long
2015	13/13	60	2742	45.7	9	15	25	15	22	0	61-3x
2016	13/13	70	3120	44.6	9	29	28	13	21	0	70-SC
Totals	26/26	130	5862	45.1	18	44	53	28	43	0	70-SC

CAREER HIGHS

Punts	10 vs. Alabama, 10/15/16
Punting Yards	483 vs. Alabama, 10/15/16
Punting Average	51.3 at Florida, 9/26/15
Longest Punt	70 at South Carolina, 10/29/16
Punts of 50-Plus Yards	5 vs. Oklahoma, 9/12/15
Punts Inside 20-Yard Line	5 vs. Florida, 9/24/16

CAREER GAME-BY-GAME

2015 Opp.	Punting
vs. B. Green	3-141-47.0, 61 Lg, 1 I-20, 1 I-10, 1 50+
Oklahoma	9-450-50.0, 61 Lg, 3 I-20, 1 I-10, 5 50+
W. Carolina	4-171-42.8, 53 Lg, 4 I-20, 2 I-10, 1 50+
at Florida	6-306-51.3, 56 Lg, 2 I-20, 1 I-10, 4 50+
Arkansas	4-186-46.5, 49 Lg
Georgia	7-315-45.0, 56 Lg, 3 I-20, 3 50+
at Alabama	4-173-43.2, 53 Lg, 1 50+
at Kentucky	2-71-35.5, 43 Lg, 1 I-20
So. Carolina	5-221-44.2, 58 Lg, 1 I-20, 1 I-10, 2 50+
North Texas	4-156-39.0, 46 Lg, 4 I-20, 2 I-10
at Missouri	7-317-45.3, 61 Lg, 4 I-20, 3 I-10, 3 50+
Vanderbilt	1-42-42.0, 42 Lg
vs. Northwestern	4-191-47.8, 47 Lg, 2 I-20, 1 I-10, 2 50+
2016 Opp.	Punting
App State	6-295-49.2, 57 Lg, 3 I-20, 1 I-10, 2 50+
vs. Virginia Tech	6-255-42.5, 53 Lg, 2 I-20, 1 50+
Ohio	6-236-39.3, 51 Lg, 1 I-20, 1 50+
Florida	5-216-43.2, 53 Lg, 5 I-20, 4 I-10, 2 50+
at Georgia	6-215-35.8, 47 Lg, 2 I-20, 1 I-10
at Texas A&M	6-271-45.2, 66 Lg, 2 I-20, 1 I-10, 2 50+
Alabama	10-483-48.3, 60 Lg, 4 I-20, 1 I-10, 4 50+
at South Carolina	6-294-49.0, 70 Lg, 2 I-20, 2 I-10, 3 50+
Tenn. Tech	3-137-45.7, 57 Lg, 1 I-20, 1 I-10, 1 50+
Kentucky	4-195-48.8, 70 Lg, 2 I-20, 1 I-10, 2 50+
Missouri	4-185-46.2, 51 Lg, 2 I-20, 1 50+
at Vanderbilt	2-78-39.0, 48 Lg, 1 I-20
vs. Nebraska	6-260-43.3, 54 Lg, 2 I-20, 2 I-10, 1 50+

DANIEL ON THE CHARTS

Punting Average - Season (Min. 50 Punts)

1.	46.9	Jimmy Colquitt	1982
2.	45.2	Trevor Daniel	2015
3.	45.3	Dustin Colquitt	2003
4.	45.0	Craig Colquitt	1977
5.	44.9	Britton Colquitt	2006
6.	44.6	Trevor Daniel	2016

Punting Average - Career

1.	45.1	Trevor Daniel (130/5862)	2015-Pres.
2.	43.9	Jimmy Colquitt (201/8816)	1981-84
3.	42.9	Michael Palardy (117/5024)	2010-13

PLAYERS

- In first 13 college games, averaged 45.7 yards per punt, eighth in the NCAA and second in the SEC
- Of 60 punts, 25 have landed inside 20-yard line and 22 have been of 50-plus yards
- Boomed four punts for 47.8 average with two punts inside the 20-yard line and two punts of 50-plus yards in
- Seven punts for 45.3 average on cold night at Missouri (11/21), booming career-long 61 for the third time this season; also landed four inside the 20 and three inside the 10-yard line
- Four punts, all of which landed inside the 20-yard line, vs. North Texas (11/14) with 39.0 average
- Five punts for 44.2 average with two of 50+ yards vs. South Carolina (11/7)
- Four punts for 43.2 average at #8 Alabama (10/24)
- Seven punts for a 45.0 average vs. #19 Georgia (10/10), including huge 56-yard punt that rolled out of bounds at 1-yard line with 1:48 left in game
- Four punts for 46.5-yard average vs. Arkansas (10/3)
- Boomed six punts for a 51.3 average (seventh-best in a game in Tennessee history) at Florida (9/26), including four of 50-plus yards with a long of 56
- Four punts, all landed inside 20-yard line, for 42.8 average vs. Western Carolina (9/19)
- Averaged 50.0 yards per punt on nine punts vs. #19 Oklahoma (9/12), including five punts of 50-plus yards



QUINTEN DORMADY

QUARTERBACK

12

JUNIOR • 2L • 6-4 • 222

BOERNE, TEXAS • BOERNE H.S.

CAREER HONORS

- 2015 SEC Academic Honor Roll

2016 - SOPHOMORE

- Games/Starts: 4/0
- Entered in relief late vs. Missouri (11/19)
- Saw action off the bench in 55-0 rout of Tennessee Tech (11/5), finishing 9-of-13 for 109 yards and rushing once for three yards
- Entered in relief in the fourth quarter against Alabama (10/15), finishing 2-of-4 for 39 yards, including a season-long 36-yard throw
- Saw playing time in fourth quarter of win over Virginia Tech (9/10) in Battle at Bristol

2015 - FRESHMAN

- Games/Starts: 6/0
- Played in six games in true freshman season, completed 13-of-22 for 209 yards with a touchdown pass
- Added on 16 pounds since coming to Tennessee as an early spring enrollee in Jan. 2015
- In Outback Bowl, was 2-of-4 for 28 yards vs. Northwestern (1/1)
- Finished regular-season finale win vs. Vanderbilt (11/28) with 52 yards on 2-of-4 passing
- Played late vs. North Texas (11/14) and completed 3-of-5 for 36 yards with four carries for six yards
- Threw first touchdown pass, 24-yard score to Preston Williams, vs. Western Carolina (9/19), as he was 6-of-8 for 93 yards

HIGH SCHOOL

- Lettered at Boerne High School, playing under his father Mike Dormady
- 247 Sports: 4-star (No. 5 pro-style quarterback, No. 24

- and three inside the 20-yard line; longest was 61 yards.
- In debut, boomed three punts for 47.0 average including a long of 61 yards vs. Bowling Green (9/5)

2014 - R-FRESHMAN

- Squad member, did not play in any games

2013 - FRESHMAN

- Redshirt season, did not play in any games

HIGH SCHOOL

- Coached by Troy Williams at Dickson County High School
- Named a Prokicker First Team All-American after his senior season
- Was a three-year letterwinner on the football team, a member of the basketball team for four, the soccer team for two and the baseball team for two at Dickson
- Earned all-district accolades in his junior and senior seasons

PERSONAL

- Full Name: Trevor Lyn Daniel
- Born: December 8, 1994
- Son of Kimberly and Wade Daniel
- Majoring in Recreation and Sport Management

CAREER STATISTICS

Passing	GP/GS	Com	Att	Pct	TD	Int	Yds	Per/G	Long	High Yd
2015	6/0	13	22	59.1	1	0	209	34.8	49	WCU 93
2016	4/0	11	17	64.7	0	0	148	37.0	36	UA 109
Totals	10/0	24	39	61.5	1	0	357	35.7	49	WCU 109

Rushing	GP/GS	No	Yds	Avg	Per/G	TD	Long	High Yd
2015	6/0	10	5	0.6	0.8	0	6	BG 10
2016	4/0	1	3	3.0	0.8	0	3	TTU 3
Totals	10/0	11	8	0.7	0.8	0	6	BG 10

CAREER HIGHS

Completions	9 vs. Tennessee Tech, 11/5/16
Attempts	13 vs. Tennessee Tech, 11/5/16
Passing Touchdowns	1 vs. Western Carolina, 9/19/15
Passing Yards	109 vs. Tennessee Tech, 11/5/16
Rushing Attempts	4 vs. North Texas, 11/14/15
Rushing Yards	10 vs. Bowling Green, 11/5/15

CAREER GAME-BY-GAME

2015 Opp.	Comp	Att	TD	INT	Pct.	Yards	Lg	Run	Yds	TD	Lg
vs. B.Green	0	1	0	0	0.0	0	0	3	10	0	6
W. Carolina	6	8	1	0	75.0	93	49	2	-2	0	2
at Kentucky	0	0	0	0	0	0	0	0	0	0	0
North Texas	3	5	0	0	60.0	36	21	4	6	0	4
Vanderbilt	2	4	0	0	50.0	52	25	0	0	0	0
vs. Northwestern	2	4	0	0	50.0	28	18	1	-9	0	0

2016 Opp.	Comp	Att	TD	INT	Pct.	Yards	Lg	Run	Yds	TD	Lg
vs. Virginia Tech	0	0	0	0	0.0	0	0	0	0	0	0
Alabama	2	4	0	0	50.0	39	36	0	0	0	0
Tenn. Tech	9	13	0	0	69.2	3	3	0	0	0	0
Missouri	0	0	0	0	0.0	0	0	0	0	0	0

- prospect in Texas)
- ESPN: 4-star (No. 14 pro-style quarterback, No. 45 prospect in Texas)
- Rivals: 4-star (No. 12 pro-style quarterback, No. 37 prospect in Texas)
- Scout: 3-star (No. 28 quarterback, No. 4 quarterback in Texas)
- Totaled nearly 6,000 passing yards in two varsity seasons with 59 touchdown passes
- Threw for 2,893 yards on 210-of-369 with 32 touchdowns as a senior in 2014
- Also rushed for five touchdowns and 261 yards
- Guided Greyhounds to an 8-3 record and a berth in the playoffs as a senior
- Threw four or more touchdowns in five different games and 300-plus yards in four games
- Opened season with 409 passing yards with five touchdowns in win



TAELEER DOWDY

RUNNING BACK

35

SOPHOMORE • SQ • 6-1 • 185
MURFREESBORO, TENN. • BLACKMAN H.S.

2016 - FRESHMAN

- Games/Starts: 2/0
- Had one carry for four yards vs. Tennessee Tech (11/5)
- Made career debut vs. Virginia Tech (9/10) in the Battle at Bristol with one carry for -3 yards

HIGH SCHOOL

- Standout running back for Blackman rushed for 2,132 yards with 30 touchdowns in 2015

- Threw multiple touchdowns in every game except for one as a senior
- Missed his junior season with a torn labrum
- Honorable mention all-state as a sophomore
- As a sophomore in 2012, threw for 3,010 yards on 228-of-372 with 27 touchdowns and just nine interceptions
- Also played baseball with the Greyhounds

PERSONAL

- Full name: Quinten Michael Dormady
- Born: Feb. 19, 1996 in West Union, Iowa
- Son of Mike and Lisa Dormady
- Brother of Marcus and twin sisters Breck and McKenna
- Hometown and high school name is pronounced: Burnie
- Majoring in Recreation and Sport Management

- Named Tennessee's Region 2-6A Offensive MVP in 2015
- Voted a Class 6A Mr. Football semifinalist

PERSONAL

- Full Name: Taeler Dowdy
- Born: Feb. 13, 1998
- Son of: Karen and Terrance Dowdy
- Majoring in Psychology



JOE DOYLE

PUNTER

47

FRESHMAN • HS • 6-0 • 196
KNOXVILLE, TENN. • FARRAGUT H.S.

HIGH SCHOOL

- Attended Farragut High School in Knoxville, Tenn., playing for coach Eddie Courtney
- 2017 Under Armour All-American Punter
- 2017 All-State Punter
- Only punter selected for both the Army and Under Armour All-American games
- Helped Farragut to a 14-1 record and 2016 State 5A Championship title with a 42-yard field goal that helped the Admirals take the go-ahead lead, 38-35, as a senior in 2016. Doyle also hit a 60-yard punt in the game.

- 2016 Tennessee Titans Mr. Football Semi-Finalist
- Captained Farragut's football team for two seasons

PERSONAL

- Full Name: Joseph Gordon Doyle
- Born on February 4, 1998
- Son of Lisa and Michael Doyle
- Has two brothers, Andrew and Aaron, and three sisters, Rachel, Hannah and Sarah
- Majoring in Business Management



THOMAS EDWARDS

OFFENSIVE LINE

79

R-SENIOR • 1L • 6-4 • 315
KINGSPORT, TENN. • DOBYNS-BENNETT H.S.

CAREER HONORS

- 2015 SEC Academic Honor Roll
- 2014 SEC Academic Honor Roll
- 2013-14 SEC First-Year Academic Honor Roll

2016 - R-JUNIOR

- Did not play in any games

2015 - R-SOPHOMORE

- Games/Starts: 4/0
- Played in late action on the offensive line in four games

2014 - R-FRESHMAN

- Games/Starts: 2/0
- Made college debut against Chattanooga (10/11), also saw action vs. Kentucky (11/15)

2013 - FRESHMAN

- Redshirt season

HIGH SCHOOL

- Played at Dobyns-Bennett High School in Kingsport, Tenn., for coach Graham Clark
- All-Big Eight Conference First Team by Tri-Cities Sports
- Played in the Toyota East/West All-Star Game

PERSONAL

- Full Name: Thomas Patton Edwards
- Born: March 28, 1995
- Son of Tracey Edwards
- Majoring in Supply Chain Management



PRINCETON FANT

WIDE RECEIVER

18

FRESHMAN • HS • 6-3 • 216
NASHVILLE, TENN. • LAVERGNE H.S.

HIGH SCHOOL

- Attended LaVergne High School in LaVergne, Tenn., playing for coach Stanton Stevens
- ESPN: 3-star (No. 97 WR, No. 13 prospect in Tennessee)
- 247 Sports: 3-star (No. 125 WR, No. 25 prospect in Tenn.)
- Rivals: 3-star (No. 34 prospect in Tennessee)
- Scout: 3-star (No. 61 WR, No. 3 WR in Tennessee)
- Captained the Wolverines all four years of his high school career

- Started and played the first three games of the 2016 season for LaVergne before suffering an injury

PERSONAL

- Full Name: Princeton De'leon Fant
- Born on March 11, 1999
- Son of Beverly and Evans Fant
- Has three siblings



LOGAN FETZNER

WIDE RECEIVER

87

R-JUNIOR • SQ • 5-9 • 182
CLEVELAND, TENN. • BRADLEY CENTRAL H.S.

2016 - R-SOPHOMORE

- Games/Starts: 1/0
- Played in win vs. Tennessee Tech (11/5)

2015 - R-FRESHMAN

- Games/Starts: 3/0
- Played three games, making debut vs. Western Carolina (9/19), also played at Kentucky (10/31) and Vanderbilt (11/28)

2014 - FRESHMAN

- Walk-on, joined Vols in fall of 2014
- Redshirt season, did not play in any games

HIGH SCHOOL

- Multi-sport athlete at Bradley Central, played football, ran track and played soccer
- Played running back and returned kick for head coach Damen Floyd at Bradley Central

PERSONAL

- Full Name: Logan James Fetzner
- Born on May 10, 1995
- Son of Lisa and Dennis Fetzner
- Majoring in Marketing



CARLIN FILS-AIME

RUNNING BACK

27

SOPHOMORE • 1L • 5-11 • 183
NAPLES, FLA. • NAPLES H.S.

2016 - FRESHMAN

- Games/Starts: 7/0
- Had two carries for 12 yards in win vs. Missouri (11/19)
- Rushed for 27 yards and two touchdowns on eight carries against Tennessee Tech (11/5). First TD of career was a two-yard run in the second quarter.
- Made collegiate debut vs. Virginia Tech (9/10), rushing for 19 yards on four carries

PROSPECT RANKINGS

- 247 Sports: 4-star (No. 12 RB, No. 40 prospect in Florida)
- ESPN: 4-star (No. 8 RB, No. 27 prospect in Florida)
- Rivals: 3-star (No. 14 RB, No. 46 prospect in Florida)
- Scout: 4-star (No. 14 RB, No. 3 running back in Florida)

HIGH SCHOOL

- Lettered at Naples High School in Naples, Florida for coach Bill Kramer
- Member of ESPN 300
- PrepStar Top All-American
- Named Naples Daily News Offensive Player of the Year in 2015
- Member of 2015 All-USA All-Florida First Team
- Named to 2015 All-State Class 6A First-Team
- Piled up 2,624 rushing yards and 41 touchdowns in his prep career
- Ran for 1,505 yards and 23 touchdowns as a senior in 2015, also had 14 catches or 375 yards and five touchdowns

CAREER STATISTICS

Rushing	GP/GS	No	Yds	Avg	Per/G	TD	Long	High Yd
2016	7/0	14	58	4.1	7.7	2	8-TTU,MU	27-TTU
Totals	7/0	14	58	4.1	7.7	2	8-TTU,MU	27-TTU

CAREER HIGHS

Rushes	8 vs. Tennessee Tech, 11/5/16
Rushing Yards	27 vs. Tennessee Tech, 11/5/16
Rushing Touchdowns	2 vs. Tennessee Tech, 11/5/16

- Ran for over 100 yards in nine of 12 games as a senior, averaging 116 yards per game
- Also returned nine kickoffs for 161 yards giving him 2,041 all-purpose yards, averaging 9.5 yards per touch
- Helped Eagles to an 11-2 record and a berth in the Class 6A state semifinals, their longest postseason run since 2007
- Played in just three games as a junior after suffering an ankle injury and rushed for 232 yards and three scores
- As a sophomore in 2013, rushed for 873 yards and 15 touchdowns

PERSONAL

- Full Name: Carlin Fils-aime
- Last name pronounced fills-uh-ME
- Born: Oct. 27, 1996
- Guardians: Tammy and Brad Simmons
- Majoring in Psychology



BRIAN GARVEY

OFFENSIVE LINE

69

R-FRESHMAN • RS • 6-4 • 290
BRENTWOOD, TENN. • BRENTWOOD ACADEMY

2016 - FRESHMAN

- Did not play in any games

HIGH SCHOOL

- Helped lead Brentwood Academy to a DII AA state title in 2015, starting his senior year at offensive tackle
- He and Ryan Johnson were high school teammates

PERSONAL

- Full Name: Brian Garvey
- Born: July 22, 1997
- Son of: Karen and Dennis Garvey
- Majoring in Marketing



MALEIK GATEWOOD

DEFENSIVE BACK

33

R-SOPHOMORE • SQ • 5-10 • 190

MEMPHIS, TENN. • MEMPHIS UNIVERSITY SCHOOL

2016 - R-FRESHMAN

- Games/Starts: 1/0
- Made one tackle in win vs. Tennessee Tech (11/5)

2015 - FRESHMAN

- Did not appear in any games as a true freshman

HIGH SCHOOL

- Lettered at Memphis University School in Memphis, Tenn. for coach Bobby Alston

- 247 Sports: 2-star (No. 204 cornerback, No. 64 prospect in Tennessee)

- Rivals: 2-star

PERSONAL

- Full Name: Maleik Jakeem Gatewood
- Born: August 16, 1996
- Son of Jocelyn Gatewood
- Majoring in Recreation and Management



RASHAAN GAULDEN

DEFENSIVE BACK

7

R-JUNIOR • 2L • 6-1 • 193

SPRING HILL, TENN. • INDEPENDENCE H.S.

2016 - R-SOPHOMORE

- Games Played/Started: 13/9
- Started nine games at nickel and ranked third on the team with 68 tackles (52 solo) while also posting 6.0 tackles for loss, four passes defended, one forced fumble and one QB hurry
- Posted five tackles, one forced fumble and two pass breakups in win over Nebraska in the Franklin American Mortgage Music City Bowl (12/30)
- Had five tackles and one TFL at Vanderbilt (11/26)
- Made eighth start at nickel against Missouri (11/19) and made a career-high nine tackles
- Tallied six tackles (five solo) and 1.0 TFL in win vs. Kentucky (11/12)
- Recorded six tackles (three solo) and 0.5 TFL vs. Tennessee Tech (11/5)
- Recorded four tackles at South Carolina (10/29)
- Made six tackles, including career-best 2 TFL for 11 yards against Alabama (10/15) in fourth start at nickel
- Started at nickel against Texas A&M (10/8) and made three tackles
- Recorded career-high eight tackles (seven solo) and had one pass breakup in win at Georgia (10/1)
- Started at nickelback vs. in win vs. Florida (9/24) and recorded one solo tackle and one quarterback hurry
- Made first start of career at nickelback against Ohio (9/17), tying career high with seven tackles (six solo)
- Made a career-high seven tackles (four solo) and half of a TFL against Virginia Tech (9/10)
- Had one tackle and one pass breakup against Appalachian State (9/1), first game action since 2014

2015 - SOPHOMORE

- Suffered season-ending foot injury during training camp and underwent surgery in late August
- Secondary teammate Cameron Sutton wore Gaulden's #7 as a tribute during the 2015 season
- Prior to injury, Gaulden was working as the Vols starting nickelback
- At 2015 Orange & White Spring Game, awarded the Andy Spiva Defensive Player Award at the 2015 Orange and White Game

CAREER STATISTICS

Defense	GP/GS	UT	AT	TT	Sack	TFL	FF	FR	PD	Int	High Tk
2014	11/0	6	1	7	0-0	0-0	0	0	0	0-0	1-6x
2015	DNP										
2016	13/9	52	16	68	0-0	6-25	1	0	4	0-0	9-MU
Totals	24/9	58	17	75	0-0	6-25	1	0	4	0-0	9-MU

CAREER HIGHS

Tackles	9 vs. Missouri, 11/19/16
Tackle For Loss	2 vs. Alabama, 10/15/16
Pass Breakups	2 vs. Nebraska, 12/30/16
Forced Fumbles	1 vs. Nebraska, 12/30/16
Quarterback Hurry	1 vs. Florida, 9/24/16

CAREER GAME-BY-GAME

2014 Opp.	U-A-T, Other	2015 Opp.	U-A-T, Other
Utah State	1-0-1	Missed entire season due to injury	
Ark. State	DNP		
at Oklahoma	DNP		
at Georgia	0-1-1		
Florida	0-0-0		
Chattanooga	0-0-0		
at Ole Miss	1-0-1		
Alabama	0-0-0		
at S. Carolina	1-0-1		
Kentucky	1-0-1		
Missouri	0-0-0		
at Vanderbilt	1-0-1		
vs Iowa	1-0-1		

2016 Opp.	U-A-T, Other	2015 Opp.	U-A-T, Other
App State	1-0-1, 1 pbu	at S. Carolina	2-2-4
v. V Tech	4-3-7, 0.5-0 tfl	Tenn. Tech	3-3-6, 0.5-1, tfl
Ohio	6-1-7	Kentucky	5-1-6, 1-3 tfl
Florida	1-0-1, 1 qb	Missouri	7-2-9, 1-8 tfl
at Georgia	7-1-8, 1 pbu	at Vanderbilt	5-0-5, 1-2 tfl
at Texas A&M	2-1-3	vs. Nebraska	3-2-5, ff, 2 pbu
Alabama	6-0-6, 2-11 tfl		

2014 - FRESHMAN

- Games/Starts: 11/0
- In 11 games, made seven tackles, five on special teams
- Had a tackle in 2015 TaxSlayer Bowl win over Iowa (1/2)

HIGH SCHOOL

- Lettered at Independence High School in Spring Hill, Tenn., under head coach Scott Blade
- 247 Sports: 3-star (No. 34 safety, No. 9 prospect in Tenn.)
- ESPN: 3-star (No. 60 safety, No. 18 prospect in Tenn.)
- Rivals: 4-star (No. 21 safety, No. 6 prospect in Tenn.)
- Scout: 3-star (No. 94 safety)
- Member of The Tennessean's 2013 Dandy Dozen
- 2013 First Team All-Midstate defensive back

**JEFF GEORGE****WIDE RECEIVER****19**

R-SENIOR • 1L • 6-6 • 198

LEAVENWORTH, KAN. • LEAVENWORTH SENIOR H.S. • DODGE CITY C.C.

- 2013 Class 6A All-State selection as a defensive back
- Played in the Semper Fidelis All-American Bowl following his senior season
- Recorded 193 total tackles including 117 solo tackles, an average of 14.8 tackles per game in his senior season
- Named All-American in track and field after finishing fourth nationally in the 4x400 relay at the U.S. Track and Field Junior Olympics

PERSONAL

- Full Name: Rashaan Malik Gaudlen
- Born: January 23, 1995
- Son of Cassandra and Reynold Gaudlen
- Majoring in History

2016 - R-JUNIOR

- Games/Starts: 9/2
- Started for second time in career at Vanderbilt (11/26)
- Recorded first catch vs. Tennessee Tech (11/5), hauling in one catch for 20 yards
- Made first start of Tennessee career vs. Alabama (10/15)
- Played in Vols wins vs. Florida (9/24) and Ohio (9/17)
- Saw action off the bench vs. Virginia Tech (9/10)
- Made Tennessee debut vs. Appalachian State (9/1)

2015 - R-SOPHOMORE (DODGE CITY CC)

- 247 Sports: 3-star (No. 38 overall JUCO prospect, No. 6 JUCO wide receiver, No. 8 JUCO prospect in Kansas)
- ESPN: 4-star (No. 26 JUCO prospect, No. 7 JUCO WR)
- Rivals: 4-star (No. 2 JUCO WR)
- Scout: 3-star (No. 51 JUCO prospect, No. 9 JUCO WR)
- Played 2015 season at Dodge City C.C. in Kansas for coach Gary Thomas
- Second Team All-KJCCC in 2015
- Led his team with 49 receptions on the season for 685 yards and five touchdowns
- Helped the Conquistadors reach the Salt City Bowl against Snow College, after posting a 9-2 regular season record
- Caught nine passes for 190 yards, both career-highs, and one touchdown against Iowa Western (9/19)

2014 - R-FRESHMAN (DODGE CITY CC)

- Played 2014 season at Dodge City C.C. in Kansas for coach

**MALEIK GRAY****DEFENSIVE BACK****4**

FRESHMAN • HS • 6-2 • 191

LAVERGNE, TENN. • LAVERGNE H.S.

HIGH SCHOOL

- Attended LaVergne High School in LaVergne, Tenn., playing for coach Stanton Stevens
- 2016 Under Armour All-American
- ESPN: 4-star (84 grade, No. 90 overall prospect, No. 7 OLB No. 43 Southeast, No. 5 prospect in Tennessee)
- 247 Sports: 4-star (No. 78 overall prospect, No. 10 safety, No. 6 prospect in Tennessee)
- Rivals: 4-star (No. 86 overall prospect, No. 11 safety, No. 6 prospect in Tennessee)
- Scout: 4-star (No. 80 overall prospect, No. 8 safety, No. 4 safety in South region, No. 2 safety in Tennessee)

CAREER STATISTICS

Receiving	GP/GS	No	Yds	Avg	Per/G	TD	Long	High Yd
2016	9/2	1	20	20.0	2.2	0	20	20-TTU
Totals	9/2	1	20	20.0	2.2	0	20	20-TTU

- Gary Thomas
- Honorable Mention for All-KJCCC in 2014
- Finished third on the team in receptions (46), receiving yards (690) and touchdowns (4)
- In his first collegiate game, George caught six passes for 118 yards and two touchdowns against Ellsworth (8/30)

2013 - FRESHMAN (SW OKLAHOMA ST)

- Redshirted as a true freshman at Southwestern Oklahoma State University before transferring to Dodge City Community College

HIGH SCHOOL

- Lettered in football (three years), track & field (three years) and basketball (two years) at Leavenworth Senior High School in Leavenworth, Kansas
- Played wide receiver and defensive back for the Pioneers

PERSONAL

- Full Name: Jeffrey Alan George
- Born on August 10, 1995
- Son of Jeff and Kristi George
- Majoring in Communication Studies

- 2015 & 2016 Class 5A Lineman Mr. Football Semifinalist
- 2017 U.S. Army All-American Bowl Nomination
- As a junior in 2015, Gray had 53 tackles, 13 tackles for loss, six sacks and three forced fumbles
- In 2015, caught 44 passes for 680 yards and four TDs
- Nike Spqr results were 4.44 in the 40-yard dash, 4.07 pro agility shuttle, 39.5 vertical jump and 37.0 power ball throw

PERSONAL

- Full Name: Maleik Rashad Gray
- Born: October 23, 1998
- Son of Tori Gray



JARRETT GUARANTANO

QUARTERBACK

2

R-FRESHMAN • RS • 6-4 • 200
LODI, N.J. • BERGEN CATHOLIC H.S.

2016 - FRESHMAN

- Did not play in any games

PROSPECT RANKINGS

- 247 Sports: 4-star (No. 192 overall prospect, No. 4 dual-threat QB, No. 3 prospect in New Jersey)
- ESPN: 4-star (No. 101 overall prospect, No. 4 dual-threat QB, No. 3 prospect in NJ)
- Rivals: 4-star (No. 37 overall prospect, No. 3 dual-threat QB, No. 2 prospect in NJ)
- Scout: 4-star (No. 60 overall prospect, No. 3 QB)

HIGH SCHOOL

- Completed in football at Bergen Catholic High School in Oradell, N.J., where he lettered for head coach Nunzio Campanile
- Started at quarterback during his junior and senior seasons
- 2016 Under Armour All-American
- PrepStar 150 Dream Team
- Was a finalist in the Nike Sparq Combine's prestigious Elite 11 quarterback camp
- Named to the All-Bergen County First Team Offense at quarterback
- Member of ESPN 300

- Threw for 3,028 yards and 28 touchdowns and rushed for 523 yards and 12 touchdowns in his prep career
- During his senior season, threw for 1,481 passing yards and 11 touchdowns completing 69 percent of his passes
- Rushed 83 times for 206 yards and six touchdowns
- As a junior, he completed 88 passes for 1,030 yards and 14 touchdowns, while rushing for 258 yards and four touchdowns on 107 carries

PERSONAL

- Full Name: Jarrett James Guarantano
- Last name pronounced gar-an-tah-NO
- Born: Nov. 14, 1997
- Son of James and Karen Guarantano
- Father James was star wide receiver at Rutgers from 1989-92, setting school record for receptions in a career, member of Rutgers Hall of Fame
- Father played for Rutgers staff that included Butch Jones, who served as a graduate assistant for the Scarlet Knights from 1990-92
- Has one sister, Victoria
- Majoring in Special Education



CHANCE HALL

OFFENSIVE LINE

76

JUNIOR • 2L • 6-4 • 315
ROANOKE, VA. • NORTHSIDE H.S.

CAREER HONORS

- 2015 Sporting News Freshman All-American
- 2015 247Sports Freshman All-American
- 2015 Scout.com Second Team Freshman All-American
- 2015 All-SEC Freshman Team
- 2015 SEC Academic Honor Roll

2016 - SOPHOMORE

- Games/Starts: 6/6
- Started at right tackle against Texas A&M (10/8), Alabama (10/15), South Carolina (10/29) and Tennessee Tech (11/5)
- Started at RT in UT's 55-0 rout of Tennessee Tech (11/5) with offensive line paving the way for 71 yards per carry (best since 7.5 vs. South Alabama in 2013) and 9.1 yards per play (best since 9.4 vs. Troy on Nov. 3, 2012)
- Started at right tackle in win at Georgia (10/1)
- Made season debut in win vs. Florida (9/24), starting at right tackle
- Missed first three games of season due to injury

2015 - FRESHMAN

- Games/Starts: 10/7
- True freshman right tackle, played in 10 games, starting the last seven games in 2015
- Helped offensive line as Vols posted 2,908 rushing yards, second in school history
- Vols rushed for 200-plus yards in nine games
- Aided rushing attack of 331 yards in regular-season finale win over Vanderbilt (11/28)

- Vols piled up 248 rushing yards at Missouri (11/21), most allowed by Tigers season and vs. defense which was allowing 113 rushing yards per game, entering contest
- First start came at #8 Alabama (10/24) at right tackle
- Saw significant time at right tackle vs. #19 Georgia (10/10) and did not allow a sack, while helping Vols to 519 yards of total offense
- One of 15 true freshmen to make college debut vs. Bowling Green (9/5)

HIGH SCHOOL

- Lettered at Northside High School in Roanoke, Va., for coach Burt Torrence
- 247 Sports: 3-star (No. 49 OT No. 21 prospect in Virginia)
- ESPN: 4-star (No. 43 OT No. 14 prospect in Virginia)
- Rivals: 3-star (No. 28 prospect in Virginia)
- Scout: 3-star (No. 89 OT, No. 2 OT in Virginia)
- Sat out the 2014 season with a torn Achilles tendon
- First-team all-state in Virginia as a junior in 2013 on both the offensive and defensive lines
- Helped Vikings to Virginia State Championship in 2013
- Also played basketball in high school, averaging 20 points and 10 rebounds per game

PERSONAL

- Full Name: Chance Allen Hall
- Born: May 27, 1997 in Roanoke, Va.
- Son of Donna Hall and Bo Hall
- Brother of Rae and Bryce Hall
- Majoring in Kinesiology
- Recipient of George & Nancy Killebrew Endowment



D.J. HENDERSON

DEFENSIVE BACK

31

R-JUNIOR • JC • 6-1 • 183

LYMAN, S.C. • JAMES F. BYRNES H.S. • DODGE CITY C.C. (KANSAS)

2016 - JUNIOR

- Did not played in any games

2015 - SOPHOMORE (AT DODGE CITY CC)

- 247 Sports: 3-star (No. 78 JUCO prospect, No. 9 JUCO CB, No. 16 JUCO prospect in Kansas)
- ESPN: 3-star (No. 79 JUCO overall prospect, No. 7 JUCO CB)
- Scout: 4-star (No. 19 JUCO Overall, No. 2 JUCO CB)
- Played 2015 season at Dodge City C.C. in Kansas for coach Gary Thomas
- First Team Region VI & All-KJCCC cornerback
- Finished the season with 44 tackles, two interceptions and a team-high 11 pass breakups
- Helped the Conquistadors to Salt City Bowl against Snow College, after going a 9-2 in the regular season

2014 - FRESHMAN (AT DODGE CITY CC)

- Played 2014 season at Dodge City C.C. in Kansas, recording 46 tackles, 5.5 tackles for loss, two interceptions, eight pass breakups, one forced fumble and one fumble recovery

HIGH SCHOOL

- Lettered by Byrnes High School in Duncan, S.C.

PERSONAL

- Full Name: Desmond Juwan Henderson
- Born on December 9, 1994
- Son of Charleen Henderson and Mark Henderson
- Majoring in Communication Studies



PARKER HENRY

HOLDER

31

R-JUNIOR • 1L • 6-1 • 187

HENDERSONVILLE, TENN. • BEECH SENIOR H.S.

CAREER HONORS

- 2016 CoSIDA Academic All-District
- 2016 SEC Academic Honor Roll
- 2015 SEC Academic Honor Roll

2016 - R-SOPHOMORE

- Games/Starts: 13/13
- Vols' primary placeholder in 2016

2015 - R-FRESHMAN

- Joined Vols as a walk-on in 2015

HIGH SCHOOL

- Played QB and DB for Beech Senior High School in

Hendersonville, Tenn., for coach Anthony Crabtree

- As a senior, threw for 860 yards and five touchdowns, rushed for 230 yards and three TDs, led team with five interceptions, posted 80 tackles and forced three fumbles
- Also took on punting duties as a senior, booting 35 punts for an average of 32.2 yards (63 long)
- Helped Beech to a State Championship victory in 2012

PERSONAL

- Full Name: Parker Alexander Henry
- Born: May 22, 1995
- Major: Business - Finance & Political Science



NICK HUMPHREY

LINEBACKER

40

FRESHMAN • HS • 6-1 • 205

MONROE, MICH. • JEFFERSON H.S.

HIGH SCHOOL

- Attended Jefferson High School in Monroe, Mich., playing for coach Dave Sontag
- Monroe County All-Region Offensive Team in 2016
- Rushed for 1,554 yards and 18 touchdowns as a senior
- 2016 Monroe County Region Defensive Player of the Year
- As a senior, led Monroe County with 132 tackles and

set school record for career tackles with 273 over three seasons

- Also wrestled and played baseball in high school

PERSONAL

- Full Name: Nicholas Humphrey
- Son of Mike and Melissa Humphrey



WILL IGNONT

LINEBACKER

23

FRESHMAN • HS • 6-1 • 228
HUNTSVILLE, ALA. • BUCKHORN H.S.

HIGH SCHOOL

- Attended Buckhorn High School in New Market, Ala., playing for coach John Halladay
- ESPN: 4-star (No. 13 ILB, No. 20 prospect in Alabama)
- 247 Sports: 4-star (No. 16 ILB, No. 15 prospect in Alabama)
- Rivals: 4-star (No. 15 ILB, No. 17 prospect in Alabama)
- Scout: 3-star (No. 20 ILB, No. 5 ILB in Alabama)
- Recorded 67.5 tackles, 19.5 tackles for a loss and 5.5 sacks in nine games
- 2015 & 2016 Class 7A All-State First Team
- 2017 U.S. Army All-American Bowl Nomination
- Attended IMG Academy during the spring of 2016

- As a senior in 2016, recorded 131 tackles and 22 tackles for loss
- As a junior in 2015, had 91 tackles with 6 tackles for a loss, one forced fumble and one fumble recovery
- Participated in the 2016 Alabama-Mississippi All-Star Game

PERSONAL

- Full Name: Cheyenne Landon Labruzzo
- Born: January 21, 1999
- Son of the late Howard Parker Jr. & the late Tanya Labruzzo
- Majoring in Business



THEO JACKSON

DEFENSIVE BACK

10

FRESHMAN • HS • 6-1 • 178
NASHVILLE, TENN. • OVERTON H.S.

HIGH SCHOOL

- Played at Overton High School in Nashville, Tenn., for coach Steve Williams
- 247Sports: 3-star (No. 37 safety, No. 17 prospect in Tennessee)
- ESPN: 3-star 3-star (No. 43 safety, No. 18 prospect in Tennessee)
- Rivals: 3-star (No. 50 safety, No. 20 prospect in Tennessee)
- Scout: 3-star (No. 42 Athlete, No. 1 Athlete in Tennessee)
- TSWA All-State Class 6A
- Was named to The Tennessean's Dandy Dozen for 2016
- As a senior in 2016, led team with five interceptions and

- was named Defensive MVP of Region 3-6A
- As a junior in 2015, earned All-Nashville honors and finished with 18 catches for 232 yards and five touchdowns and tallied 33 tackles and three interceptions
- Selected for the 2016 Toyota East-West All-Star game

PERSONAL

- Full Name: Thedarrius Jackson
- Born: October 2, 1998
- Son of Nate and Tanissa Foster
- Majoring in Kinesiology



JUAN JENNINGS

WIDE RECEIVER

15

JUNIOR • 2L • 6-3 • 209

MURFREESBORO, TENN. • BLACKMAN H.S.

2016 - SOPHOMORE

- Games/Starts: 13/9
- Enjoyed breakout sophomore campaign, tying for second on the team with 40 catches and ranking second with 580 yards (14.5 average) and seven touchdowns
- Recorded career-high six receptions for 59 yards and rushed for career-high 14 yards on two carries in win over Nebraska at Franklin American Mortgage Music City Bowl (12/30)
- Had four catches for 75 yards and one rush for two yards at Vanderbilt (11/26)
- Caught four passes for 67 yards and two scores against Missouri (11/19), including a 49-yard TD pass in the first quarter and a five-yard TD pass in the third. Also had one rush for four yards.
- Against Kentucky (11/12), had one catch for 19 yards, one rush for seven yards and made an interception on a UK Hail Mary in the closing seconds of the second quarter
- Caught two passes for five yards against Tennessee Tech (11/5), including a three-yard touchdown reception from Joshua Dobbs at the start of the second quarter
- Had three catches for 54 yards, including a six-yard touchdown, at South Carolina (10/29)
- Caught three passes for 20 yards vs. Alabama (10/15)
- Threw a four-yard pass to Joshua Dobbs in the first quarter at Texas A&M (10/8). Set new career high with five receptions that totaled 68 yards.
- Caught game-winning 43-yard Hail Mary with no time left to lift Vols to comeback win at Georgia (10/1). Out-jumped UGA defenders at front left side of end zone to make the catch. Finished with three catches for 71 yards and the winning touchdown.
- Recorded first 100-yard performance of career and the first of any Vol in 2016 season with three catches for 111 yards and a career-long 67-yard touchdown in win vs. Florida (9/24)
- Matched career high with three receptions vs. Ohio (9/17), totaling 24 yards
- Scored on a five-yard pass from Joshua Dobbs in the first quarter against Virginia Tech (9/10), pulling the Vols to within 14-7
- Caught two passes for seven yards and one touchdown (first of career) vs. Virginia Tech (9/10)

2015 - FRESHMAN

- Games/Starts: 11/6
- Converted quarterback, freshman emerged as a surprise of training camp with move to receiver
- Played in 11 games with six starts at receiver
- Also made five tackles as a special teams gunner
- Sat out last two regular-season games with a quad injury
- Had 14 catches for 149 yards along with seven rushes for 15 yards and a 58-yard passing touchdown
- Returned to action in Outback Bowl vs. Northwestern (1/1) after missing two games due to injury, had a catch for seven yards in a start
- 26-yard reception to set up TD vs. North Texas (11/14)
- Threw a 58-yard touchdown pass to Joshua Dobbs at

CAREER STATISTICS

Receiving	GP/GS	No	Yds	Avg	Per/G	TD	Long	High Yd
2015	11/6	14	149	10.6	13.5	0	30-BG	56-BG
2016	13/9	40	580	14.5	4.6	7	67-UF	111-UF
Totals	24/15	54	729	13.5	30.4	7	67-UF	111-UF

Rushing	GP/GS	No	Yds	Avg	Per/G	TD	Long	High Yd
2015	11/6	7	15	2.1	1.4	0	12-WCU	13-WCU
2016	13/9	5	27	5.4	2.1	0	9-NEB	14-NEB
Totals	24/15	12	42	3.5	1.8	0	12-WCU	14-NEB

Passing	GP/GS	Com	Att	Pct.	TD	Int	Yds	Per/G	Long	High Yd
2015	11/6	1	2	50.0	1	0	58	5.3	58-UF	58-UF
2016	13/9	1	2	50.0	1	0	4	0.3	4-TAMU	4-TAMU
Totals	24/15	2	4	50.0	2	0	62	2.6	58-UF	58-UF

CAREER HIGHS

Receptions	6 vs. Nebraska, 12/30/16
Receiving Yards	111 vs. Florida, 9/24/16
Receiving Touchdowns	2 vs. Missouri, 11/19/16
Rushes	2 vs. Western Carolina, 9/19/15, vs. Nebraska, 12/30/16
Rushing Yards	14 vs. Nebraska, 12/30/16
Pass Completions	1, at Florida, 9/26/15 & at Texas A&M, 10/8/16
Passing Yards	58 at Florida, 9/26/15
Passing Touchdowns	1 at Florida, 9/26/15 & at Texas A&M, 10/8/16
Interceptions (Defense)	1 vs. Kentucky, 11/12/16

CAREER GAME-BY-GAME

2015 Opp.	Rec-Yds-TD, Lg	Rush-Yds-TD, Lg	Passing
vs. B. Green	3-56-0, 30	2-3-0, 4	
Oklahoma	1-5-0, 5	0-0-0	
W. Carolina	2-15-0, 12	2-13-0, 12	
at Florida	1-1-0, 1	0-0-0	1-1-58, TD
Arkansas	2-10-0, 6	0-0-0	0-1-0
Georgia	1-13-0, 13	2-1-0, 1	
at Alabama	0-0-0	0-0-0	
at Kentucky	1-11-0, 11	1- (-2)-0, -2	
So. Carolina	1-5-0, 5	0-0-0	
North Texas	1-26-0, 16	0-0-0	
at Missouri	DNP-INJ		
Vanderbilt	DNP-INJ		
Northwestern	1-7-0, 7	0-0-0	


2016 Opp.	Rec-Yds-TD, Lg	Rush-Yds-TD, Lg	Passing
App State	1-0-0	0-0-0	
vs. Virginia Tech	2-7-1, 5	0-0-0	
Ohio	3-24-0, 17	0-0-0	
Florida	3-111-1, 67	0-0-0	0-1-0
at Georgia	3-71-1, 43	0-0-0	
at Texas A&M	5-68-0, 20	0-0-0	1-1-4, TD
Alabama	3-20-0, 11	0-0-0	
at South Carolina	3-54-1, 25	0-0-0	
Tenn. Tech	2-5-1, 3	0-0-0	
Kentucky	1-19-0, 19	1-7-0, 7	DEF: 1 INT
Missouri	4-67-2, 49	1-4-0, 4	
at Vanderbilt	4-75-0, 28	1-2-0, 2	
vs. Nebraska	6-59-0, 15	2-14-0, 9	

PLAYERS

- Florida (9/26) for first pass attempt and completion
- Caught two passes for 15 yards, also ran two times for 13 yards out of Wildcat QB formation vs. W. Carolina (9/19)
- In college debut, in return to Midstate, had three catches for 56 yards vs. Bowling Green (9/5)
- Became first true freshman to start an opener at receiver since Marquez North in 2013
- One of 15 true freshmen to debut in 2015 opener, only one to start
- After working as quarterback as a early enrollee, arriving at UT in January, moved to receiver at start of camp
- Had his black stripe removed on Aug. 17

HIGH SCHOOL

- Lettered at Blackman High School in Murfreesboro, Tenn., for coach Phillip Shadowsens
- 247 Sports: 4-star (No. 7 dual-threat quarterback, No. 6 prospect in Tennessee)
- ESPN: 4-star (No. 16 athlete, No. 7 prospect in Tennessee)
- Rivals: 4-star (No. 12 dual-threat quarterback, No. 8 prospect in Tennessee)
- Scout: 4-star (No. 19 safety, No. 1 safety in Tennessee)
- Honored as the 2014 Tennessee Mr. Football Division I Class AAA Back of the Year
- Named The Tennessean Player of the Year in 2014
- First team All-State and All-District as a senior
- Passed for 2,155 yards and 22 touchdowns as a senior



ALEXIS JOHNSON

DEFENSIVE LINE

98

R-JUNIOR • JC • 6-4 • 300

ATLANTA, GA. • FORT SCOTT C.C. (KANSAS)

2016 - JUNIOR

- Made UT career debut vs. Virginia Tech at Battle at Bristol

2015 - SOPHOMORE (FORT SCOTT C.C.)

- 247 Sports: 4-star (No. 15 JUCO overall prospect, No. 1 JUCO defensive tackle)
- ESPN: 4-star (No. 14 JUCO overall prospect, No. 1 JUCO defensive tackle)
- Rivals: 4-star
- Scout: 4-star (No. 7 JUCO overall prospect, No. 1 JUCO defensive tackle)
- Played 2015 season at Fort Scott Community College in Kansas for coach Chris Horton
- Honorable Mention All-KJCCC
- In 10 games, recorded 26 solo tackles and 41 total tackles, averaging 4.1 tackles per game
- Posted 8.5 sacks and 12.5 tackles for loss in his sophomore season
- Ended season on a high note with a season-high 3.5 sacks, season-high 8 total tackles and an interception returned for 19 yards at Iowa Western C.C.
- Recorded at least two tackles in every game of 2015
- Dropped the opposition for a loss in seven of 10 games

- Ran for 883 yards with 17 touchdowns in leading Blaze to an 11-2 record and district title
- Guided Blackman to the Tennessee State quarterfinals in 2014 and semifinals in 2013.
- Also played basketball and ran track for the Blaze
- Coached by former Tennessee basketball player Lang Wiseman during his youth career

PERSONAL

- Full name: Bennie Jauan Jennings
- Born: July 10, 1997 in Cowan, Tenn.
- Son of Angela Holman and Bennie Jennings
- Brother of Alexis, Kendal Jennings and Elizabeth, Tinae and Tony Holman
- Sister Alexis Jennings plays basketball at the University of Kentucky
- Majoring in Business Administration
- Recipient of Hoyal Fields Johnson Athletic Scholarship

2014 - FRESHMAN (FORT SCOTT C.C.)

- In games, posted 27 solo tackles and 46 total tackles, averaging 4.6 tackles per game
- Recorded 13 tackles for loss in his freshman campaign
- Forced a fumble in back-to-back games vs. Coffeyville C.C. and at Butler C.C.

HIGH SCHOOL

- Lettered at Mount Zion High School in Jonesboro, Ga., for coach Ervin Starr, graduating in 2014
- Battled an ACL injury his junior season after injuring it in the 2012 season opener

PERSONAL

- Full Name: Alexis L. Johnson
- Born: October 11, 1995
- Son of Alexis Johnson Sr. and Tanya Johnson
- Brother of Alexia, Alexandra and Ladarius
- Majoring in Communication Studies



BRANDON JOHNSON

WIDE RECEIVER

7

SOPHOMORE • 1L • 6-2 • 193

PLANTATION, FLA. • AMERICAN HERITAGE SCHOOL

2016 - FRESHMAN

- Games/Starts: 9/0
- Caught one pass for 22 yards against Missouri (11/19)
- Enjoyed breakout game against Tennessee Tech (11/5), making five catches for 64 yards
- Had one catch for seven yards at Texas A&M (10/8)
- Made collegiate debut against Ohio (9/17) and also saw action off the bench against Georgia (10/1), Texas A&M (10/8), Alabama (10/15) and South Carolina (10/29)

HIGH SCHOOL

- 247 Sports: 4-star (No. 52 WR, No. 38 prospect in Florida)
- ESPN: 4-star (No. 52 WR, No. 57 prospect in Florida)
- Rivals: 3-star (No. 98 WR, No. 82 prospect in Florida)
- Scout: 3-star (No. 117 WR, No. 20 WR in Florida)
- Lettered at American Heritage School in Plantation, Fla., for coach Mike Rumph, former NFL first-round draft pick
- PrepStar All-Southeast Region selection
- Hauled in 20 receptions for 237 yards, scoring three touchdowns as a senior in 2015
- As a junior in 2014, had 19 catches for 430 yards with seven touchdowns

CAREER STATISTICS

Receiving	GP/GS	No	Yds	Avg	Per/G	TD	Long	High Yd
2016	9/0	7	93	13.3	10.3	0	22-MU	64-TTU
Totals	9/0	7	93	13.3	10.3	0	22-MU	64-TTU

PERSONAL

- Full Name: Brandon Edward Johnson
- Born: July 26, 1998
- Son of Rhonda and Charles Johnson
- Father played 12 years in Major League Baseball with the Florida Marlins, Los Angeles Dodgers, Baltimore Orioles, Chicago White Sox, Colorado Rockies and Tampa Bay Devil Rays, earning two All-Star appearances, collecting four Gold Gloves and winning the 1997 World Series with the Marlins
- Recipient of Jabbour Family Scholarship



DEANDRE JOHNSON

DEFENSIVE LINE

13

FRESHMAN • HS • 6-4 • 258

MIAMI, FLA. • MIAMI SOUTHRIDGE H.S.

HIGH SCHOOL

- ESPN: 3-star (79 scout grade, No. 41 DE in nation, No. 220 prospect in region, No. 76 prospect in Florida)
- Scout: 3-star (No. 73 DE in nation, No. 27 DE in South, No. 12 DE in Florida)
- 247Sports: 3-star (No. 768 overall prospect in nation, No. 43 weak-side DE in nation, No. 102 prospect in Florida)
- Rivals: 3-star
- Attended Miami Southridge Senior High School in Miami, Fla.
- Was a one-year captain at Miami South Ridge Senior High School

- Helped lead Miami Southridge to the 2016-17 8A State Championship and a 12-2 record

PERSONAL

- Chose Tennessee over Mississippi State, Georgia Tech, California
- Full Name: Deandre Hugh Johnson
- Nickname: DRE DAY
- Born: May 27, 1999
- Son of Michelle Williams and Andre Johnson
- Older brother of Tazhanee Johnson
- Majoring in Communications



JAKOB JOHNSON

TIGHT END

44

SENIOR • 3L • 6-3 • 250

STUTTGART, GERMANY/JEAN RIBAUTL H.S. (FLA.)

CAREER HONORS

- 2016 SEC Academic Honor Roll
- Awarded the 63 Award at the 2016 Orange and White Game
- 2015 SEC Academic Honor Roll
- 2014-15 SEC First-Year Academic Honor Roll
- 2014 SEC Academic Honor Roll

2016 - JUNIOR

- Games/Starts: 13/0
- Plays on special teams coverage and blocking units
- Fielded two kickoffs for 25 yards vs. Vanderbilt (11/26), including one for 24 yards
- Caught two passes for 10 yards and had one tackle vs. Tennessee Tech (11/5)
- Made one tackle at South Carolina (10/29)
- Had one tackle against Virginia Tech (9/10) in Battle at Bristol
- Recorded one tackle in season opener vs. Appalachian State (9/1)

2015 - SOPHOMORE

- Games/Starts: 13/0
- Played in all 13 games on special teams
- Made five tackles on special teams
- Forced a fumble on special teams in win over #19 Georgia (10/10)
- Moved from linebacker to tight end in training camp

2014 - FRESHMAN

- Games/Starts: 12/2
- Played in 12 games with two starts making 14 tackles
- In return to high school hometown of Jacksonville, made two tackles in 2015 TaxSlayer Bowl win over Iowa (1/2)
- In second start, at Vanderbilt (11/29), made three tackles
- Drew first college start vs. Missouri (11/22), making three tackles
- Made first four college tackles vs. Chattanooga (10/11)

HIGH SCHOOL

- Played one season of high school football at Jean Ribaut High School in Jacksonville, Florida for coach Anthony Flynn
- 247Sports: 4-star (No. 12 inside linebacker, No. 35 prospect in Florida)
- ESPN: 3-star (No. 50 inside linebacker)
- Rivals: 3-star

CAREER STATISTICS

Defense	GP/GS	UT	AT	TT	Sack	TFL	FF	FR	QBH	Int	High Tk
2014	12/2	8	6	14	0-0	0-0	0	0	1	0-0	4-UTC
2015	13/0	4	1	5	0-0	0-0	1	0	0	0-0	2-UGa
2016	13/0	2	2	4	0-0	0-0	0	0	0	0-0	1-4x
Totals	37/2	14	9	23	0-0	0-0	1	0	1	0-0	4-UTC

Receiving	GP/GS	No	Yds	Avg	Per/G	TD	Long	High Yd
2015	12/0	0	0	0	0	0	--	--
2016	13/0	2	10	5.0	0.8	0	8-TTU	10-TTU
Totals	25/0	2	10	5.0	0.4	0	8-TTU	10-TTU


CAREER HIGHS

Tackles	4 vs. Chattanooga, 10/11/14
Forced Fumble	1 vs. Georgia, 10/10/15
Quarterback Hurries	1 vs. Missouri, 11/22/14
Receptions	2 vs. Tennessee Tech, 11/5/16
Receiving Yards	10 vs. Tennessee Tech, 11/5/16

- Scout: 3-star (No. 45 inside linebacker)
- Second Team All-Coast by Florida Times-Union in 2013
- Named a Florida Times-Union Super 24, top recruits of 2013
- Racked up 112 tackles, 15 tackles for a loss and six sacks in first year of American football
- Helped Trojans to 7-4 record as a senior
- Played for U-19 Stuttgart Scorpions in Germany prior to coming to America

PERSONAL

- Full Name: Jakob Elijah Johnson
- First name pronounced: YAH-kobb
- Born: December 15, 1994 in Stuttgart, Germany
- Moved to the United States in July 2012
- Son of Ann-Charlotte and Calvin Johnson
- Majoring in Kinesiology
- Wears No. 44 to honor high school teammate who passed away during school
- Recipient of the Emerson Process Management Athletic Endowment



RYAN JOHNSON

OFFENSIVE LINE

70

R-FRESHMAN • RS • 6-6 • 300

BRENTWOOD, TENN. • BRENTWOOD ACADEMY

2016 - FRESHMAN

- Did not play in any games

HIGH SCHOOL

- 247 Sports: 4-star (No. 25 OT, No. 5 prospect in Tennessee)
- ESPN: 4-star (No. 22 OT, No. 3 prospect in Tennessee)
- Rivals: 4-star (No. 19 OT No. 6 prospect in Tennessee)
- Scout: 4-star (No. 20 OT, No. 2 OT in Tennessee)
- Lettered at Brentwood Academy in Brentwood, Tenn., for coach Cody White
- Member of ESPN 300


- PrepStar Top All-American
- Named to Tennessee All-Midstate First Team as a senior in 2015 and junior in 2014
- Helped Eagles to 12-1 record in 2015 and Tennessee State Championship with epic 56-55 victory
- Aided offense, which averaged 437.1 yards per game and 44.3 points per game as a senior
- As a junior in 2014, helped Eagles to nearly 5,000 yards and 406 points in 11 games and the Division II-AA Quarterfinals



PERSONAL

- Full Name: Ryan Casper Johnson
- Born: Sept. 17, 1996
- Son of Judith and Jerry 'Tyke' Johnson

- Recipient of LoJac Scholarship Endowment x
- Recipient of Wade & Virginia Travis Athletic Scholarship Endowment
- Majoring in Civil Engineering



JACK JONES

OFFENSIVE LINE

JUNIOR • 2L • 6-4 • 312
MURFREESBORO, TENN. • OAKLAND H.S.

CAREER HONORS

- 2015 SEC Academic Honor Roll

2016 - SOPHOMORE

- Games Played/Started: 9/5
- Came off the bench in win vs. Kentucky (11/12)
- Saw action off the bench vs. Tennessee Tech (11/5), playing both guard and center in UT's 55-0 rout with offensive line paving the way for 7.1 yards per carry (best since 7.5 vs. South Alabama in 2013) and 9.1 yards per play (best since 9.4 vs. Troy on Nov. 3, 2012)
- Started at right guard against Texas A&M (10/8), Alabama (10/15) and South Carolina (10/29)
- Started at right guard in wins vs. Florida (9/24) and at Georgia (10/1)
- Made first start of season at right guard (second start of career) vs. Ohio (9/17), helping pave way for 404 yards of total offense, including 201 yards rushing
- Made season debut off the bench vs. Virginia Tech (9/10)

HIGH SCHOOL

- Lettered at Oakland High School in Murfreesboro, Tenn., for coach Thomas McDaniel
- 247 Sports: 4-star (No. 16 OT, No. 5 prospect in Tennessee)
- ESPN: 4-star (No. 9 OG, No. 2 prospect in Tennessee)
- Rivals: 4-star (No. 9 OT No. 2 prospect in Tennessee)
- Scout: 4-star (No. 30 OT No. 2 OT in Tennessee)
- 2015 Under Armour All-American
- Honored as Tennessee Class AAA Mr. Football Lineman of the Year in both 2013 and 2014
- All-state selection in Tennessee as a junior and senior
- Posted 125 pancake blocks as a senior, despite missing three games with a knee injury
- Played both offensive and defensive line
- Had 121 pancake blocks as a junior
- Also played basketball in high school
- Served as class president, member of FCA and Young Life in high school

66

2015 - FRESHMAN

- Games/Starts: 9/1
- True freshman right guard, played in nine games with one start
- Drew first start in college at #8 Alabama (10/24)
- Saw significant time at right guard vs. #19 Georgia (10/10) and did not allow a sack, while helping Vols to 519 yards of total offense
- One of 15 true freshmen to debut vs. Bowling Green (9/5)

PERSONAL

- Full name: John Claude Jones IV
- Born: Sept. 30, 1996 in Murfreesboro, Tenn.
- Son of John and Tracy Jones
- Brother of Pruitt, Liza Jane and Mary Margaret
- Summer 2017 service trip to Vietnam with VOLEaders Academy
- Recipient of Phillip Fulmer Award for Excellence Scholarship
- Majoring in Communication Studies



JACQUEZ JONES

WIDE RECEIVER

FRESHMAN • HS • 5-10 • 165
CLEARWATER, FLA. • CLEARWATER H.S.

21

HIGH SCHOOL

- Attended Clearwater High School in Clearwater, Fla., playing for coach Donnie Mesick
- ESPN: 3-star (No. 80 wide receiver, No. 77 prospect in Florida)
- 247 Sports: 3-star (No. 133 WR, No. 126 prospect in Florida)
- Rivals: 3-star
- Scout: 3-star (No. 121 WR, No. 19 WR in Florida)
- Attended The Opening Regional Orlando 2016
- Named to 2016 Florida All-State Class 6A First Team
- As a senior in 2016, caught 57 passes for 1,004 yards and 10 touchdowns and also rushed for 244 yards and four touchdowns on 23 carries
- Helped lead Clearwater to an undefeated 2016 regular season and to the 6A-Region 3 semifinals

- Named a 2015 Florida All-State Class 6A Honorable Mention
- As a junior in 2015, caught 51 passes for 974 receiving yards and eight receiving touchdowns and also ran for 348 yards and five scores on 38 carries
- Helped lead Clearwater to the 2015 6A Region quarterfinals. Tallied 587 all-purpose yards and four touchdowns as a sophomore in 2014

PERSONAL

- Full Name: Jacquez Jones
- Born: Oct. 29, 1998
- Son of Helena Jones
- Has two younger siblings: Tony and Toni



TIM JORDAN

RUNNING BACK

22

FRESHMAN • HS • 5-11 • 196
WINTER HAVEN, FLA. • BARTOW H.S.

HIGH SCHOOL

- Attended Bartow High School in Winter Haven, Fla., playing for coach Brian McCrae
- ESPN: 3-star (No. 77 RB, No. 168 prospect in Florida)
- 247 Sports: 3-star (No. 93 RB, No. 244 prospect in Florida)
- Rivals: 2-star
- Scout: 2-star
- Named to 2016 Florida All-State Class 7A Third Team
- As a senior in 2016, he rushed for 1,300 yards and 13 touchdowns
- Also played basketball in high school

PERSONAL

- Full Name: Timothy James Jordan
- Born: June 4, 1999
- Son of Tim Jordan Jr. and Latosha Lowe
- Majoring in Kinesiology



COLTON JUMPER

LINEBACKER

53

SENIOR • 2L • 6-2 • 229
LOOKOUT MOUNTAIN, TENN. • BAYLOR SCHOOL • HUN SCHOOL (N.J.)

2016 - JUNIOR

- Games/Starts: 13/7
- Enjoyed breakout season, making six of his seven starts at MIKE linebacker in place of an injured Darrin Kirkland Jr. and finishing fourth on the team with 61 tackles (937 solo) with 4.0 tackles for loss, on interception, on forced fumble, four passes defended and one QB hurry
- Started at MIKE linebacker at Vanderbilt (11/26) and finished with two tackles
- Came off the bench against Missouri (11/19) and made eight tackles (six solo), including one TFL
- Played MIKE linebacker off the bench vs. Kentucky (11/12), recording four tackles (two solo)
- Had two tackles, 0.5 TFL and one QB hurry against Tennessee Tech (11/5)
- Started at Will linebacker at South Carolina (10/29), contributing three tackles and one quarterback hurry
- Recorded three tackles and one QB hurry vs. Alabama (10/15)
- Started at MLB over five-game stretch (Ohio, Florida, Georgia, Texas A&M, Alabama) in place of injured Darrin Kirkland Jr., racking up 39 tackles, 2.5 TFLs, one forced fumble, one interception and two passes defended in those games
- Had 10 tackles and one TFL and made first interception of career in the third quarter at Texas A&M (10/8), picking off Trevor Knight on a tipped ball
- Made career-high 11 tackles, had first forced fumble of career and 0.5 TFL in comeback win at
- Recorded career-high eight tackles (four solo) and had one pass breakup in win vs. Florida (9/24)
- Made first start of the season at MLB vs. Ohio (9/17), posting career-high seven tackles (five solo), one TFL
- Saw action at MLB off of the bench vs. Virginia Tech (9/10), entering after Darrin Kirkland Jr. exited with an injury, and tallied three tackles

CAREER STATISTICS

Defense	GP/GS	UT	AT	TT	Sack	TFL	FF	FR	QH	Int	High Tk
2014	1/0	0	0	0	0-0	0-0	0	0	0	0-0	N/A
2015	13/3	6	4	10	0-0	1-1	0	0	1	0-0	4-OU
2016	13/7	37	24	61	0-0	4-7	1	0	3	1-0	11-Uga
Totals	27/10	43	28	71	0-0	5-8	1	0	4	1-0	11-Uga

CAREER HIGHS

Tackles	11 at Georgia, 10/1/16
Tackles for Loss	1 vs. Oklahoma, 9/12/15, vs. Ohio, 9/17/16, at Texas A&M, 10/8/16, vs. Missouri, 11/19/16
Fumbles Forced	1 at Georgia, 10/1/16
Interception	1 at Texas A&M, 10/8/16
Pass Breakup	1 vs. Florida, 9/24/16

CAREER GAME-BY-GAME

2015	Opp.	U-A-T, Other	2016	Opp.	U-A-T, Other
	vs. B. Green	1-1-2		App State	0-0-0
	Oklahoma	3-1-4, 1-1 tfl		vs. Virginia Tech	2-1-3
	W. Carolina	1-1-2		Ohio	5-2-7, 1-1 tfl
	at Florida	0-0-0		Florida	4-4-8, 1 pbu
	Arkansas	0-0-0		at Georgia	6-5-11, 0.5-1 tfl, ff
	Georgia	0-0-0		at Texas A&M	7-3-10, 1.0-3 tfl, int
	at Alabama	0-0-0		Alabama	1-2-3, 1 qh
	at Kentucky	0-0-0		at S. Carolina	3-0-3, 1 qh
	So. Carolina	0-0-0		Tenn. Tech	0-2-2, 0.5-1 tfl, qhb
	No. Texas	0-0-0 qh		Kentucky	2-2-4
	at Missouri	0-0-0		Missouri	6-2-8, 1-1 tfl
	Vanderbilt	0-1-1		at Vanderbilt	1-1-2
	Northwestern	1-0-1		vs. Nebraska	0-0-0



2015 - SOPHOMORE

- Games/Starts: 13/3
- Played all 13 games, started three games in 2015, making 10 tackles
- Made a tackle in Outback Bowl win vs. Northwestern (1/1)
- Made a late tackle in regular-season finale vs. Vanderbilt (11/28)
- Four tackles and TFL vs. #19 Oklahoma (9/12)
- Made two tackles in 2015 opener vs. Bowling Green (9/5)

2014 - FRESHMAN

- Games/Starts: 1/0
- One of 21 true freshman to make debut vs. Utah State (8/31)

PREP SCHOOL

- Spent a post-graduate year at The Hun School in Princeton, N.J.

HIGH SCHOOL

- Lettered at Baylor School in Chattanooga, Tenn. for coach Phil Massey
- 247Sports: 2-star

- Scout: 2-star
- Finished his high school career with 251 tackles, 39 TFL, 22 sacks, two interceptions, caused five fumbles, recovered two fumbles and blocked one FG in his high school career.
- Finished his senior season with 131 tackles, 19 TFL, eight sacks, two interceptions, two forced fumbles, two fumble recoveries and a blocked field goal
- Earned Tennessee Div. II-AA all-state honors during his junior and senior seasons
- Selected to Toyota Tennessee Football All-Star Classic
- 2012 TNVarsity All-Classification All-State team

PERSONAL

- Full Name: Jay Colton Jumper, Jr
- Born: November 26, 1994
- Son of Dawn and Jay Jumper
- Majoring in Economics
- Recipient of Kendall Family Scholarship Endowment
- Brother of current Vol tight end Will Jumper



JOE KEELER

OFFENSIVE LINE

67

R-SOPHOMORE • SQ • 6-6 • 279
ARDEN, N.C. • CHRIST SCHOOL

CAREER HONORS

- 2016 SEC Academic Honor Roll

2016 - R-FRESHMAN

- Did not play in any games

2015 - FRESHMAN

- Redshirt season, did not play in any games


HIGH SCHOOL

- Played offensive lineman for coach Mark Moroz at Christ School in Arden, N.C.

- Led the Greenies to an undefeated (6-0) record at home his senior season
- Multisport athlete was also a standout for the Christ School baseball team
- Hit .321 over four years at Christ School with 51 hits, two home runs and 41 RBIs

PERSONAL

- Full name: Joseph Hackney Keeler
- Born: August 16, 1996
- Son of Randy and Mary Keeler
- Majoring in Business Management



JOHN KELLY

RUNNING BACK

4

JUNIOR • 2L • 5-9 • 205
DETROIT, MICH. • OAK PARK H.S.

2016 - SOPHOMORE

- Games/Starts: 12/1
- Enjoyed breakout sophomore campaign, leading all UT running backs with 630 rushing yards on 98 carries (6.4 average) and posting five rushing scores. Also had six catches for 51 yards.
- Ranked 12th in the SEC with 6.4-yards-per-carry average
- Most of his work came in SEC games. Against conference foes, rushed 73 times for 438 yards (6.0 average) and two touchdowns
- Ran for 70 yards and one touchdown on 15 carries in win over Nebraska in the Franklin American Mortgage Music City Bowl (12/30)
- Had nine carries for 52 yards and one catch for one

CAREER STATISTICS

Rushing	GP/GS	Att	Yds	Avg	Per/G	TD	Long	High Yd
2015	10/0	40	165	4.1	16.5	1	22-UK	59-WCU
2016	12/1	98	630	6.4	52.5	5	73-TTU	104-TTU
Totals	22/1	138	795	5.8	36.1	6	73-TTU	104-TTU

Rushing	GP/GS	No	Yds	Avg	Per/G	TD	Long	High Yd
2015	10/0	0	0	0	0.0	0	0	0
2016	12/1	6	51	8.5	4.3	0	17	17-SC
Totals	22/1	6	51	8.5	2.3	0	17	17-SC

PLAYERS

yard at Vanderbilt (11/26)

- Rushed a career-high 18 times for 101 yards and one touchdown vs. Missouri (11/19)
- Rushed for 94 yards on 16 carries vs. Kentucky (11/12)
- His 73-yard touchdown run vs. Tennessee Tech (11/5) was the longest rush by a Vol since LaMarcus Coker's 87-yard TD vs. Vandy on Nov. 18, 2006
- Made first start of career vs. Tennessee Tech (11/5), rushing for 104 yards and one touchdown on seven carries and making one catch for 11 yards
- With Alvin Kamara sidelined due to injury, set new career highs with 14 carries for 94 yards, including career-long of 34, and one 17-yard catch at South Carolina (10/29)
- Had three carries for eight yards and caught one pass for three yards against Alabama (10/15)
- Enjoyed outstanding game at Texas A&M (10/8), seeing a lot of playing time with Jalen Hurd not playing due to injury. Tied career high with 13 carries and set new career highs with 89 rushing yards, one rushing touchdown and 101 all purpose yards. Also had one catch for 12 yards. Ran in a four-yard touchdown midway through fourth quarter to draw UT to within 28-21.
- Recorded first catch of career for seven yards at Georgia (10/1)
- Had two carries for 14 yards vs. Ohio (9/17)
- Ran for a four-yard touchdown vs. Virginia Tech (9/10)

2015 - FRESHMAN

- Games/Starts: 10/0
- True freshman played in 10 games, rushing 40 times for 166 yards with one touchdown
- Also played key role on special teams
- Scored first college touchdown on a 1-yard rush in Outback Bowl win over Northwestern (1/1)
- Carried five times 15 yards vs. North Texas (11/14)
- Ran for 58 yards on 10 carries at Kentucky (10/31)
- Recovered key fumble on kickoff coverage to help Vols' rally vs. #19 Georgia (10/10)
- Ran for 59 yards on 13 carries vs. Western Carolina (9/19)
- One of 15 true freshmen to debut vs. Bowling Green (9/5), rushed eight times for 29 yards late in game

HIGH SCHOOL

- Lettered at Oak Park High School in Oak Park, Mich., for coach Greg Carter
- 247 Sports: 3-star (No. 37 athlete, No. 5 prospect in Michigan)
- ESPN: 3-star (No. 54 RB, No. 7 prospect in Michigan)
- Rivals: 3-star (No. 29 RB, No. 8 prospect in Michigan)
- Scout: 3-star (No. 43 RB, No. 2 RB in Michigan)
- Three-year starter for the Knights playing running back, cornerback and returner
- Named to Associated Press Michigan All-State Team
- Top 10 finalist for Michigan High School Player of the Year
- Member of the 2014 Detroit News Dream Team

CAREER HIGHS

Rushes	18 vs. Missouri, 11/19/16
Rushing Yards	104 vs. Tennessee Tech, 11/5/16
Touchdowns	1, 6x, last vs. Nebraska, 12/30/16
Receptions	1, 5x, last vs. Tennessee Tech, 11/5/16
Receiving Yards	17 at South Carolina, 10/29/16
Fumble Recovery	1 vs. Georgia, 10/10/15

CAREER GAME-BY-GAME

2015 Opp.	Rush-Yards-TD, Lg	Rec-Yards-TD, Lg
vs. B. Green	8-29-0, 9	0-0-0
Oklahoma	DNP	
W. Carolina	13-59-0, 7	0-0-0
at Florida	0-0-0	0-0-0
Arkansas	DNP	
Georgia	0-0-0	0-0-0 FR on KO coverage
at Alabama	0-0-0	0-0-0
at Kentucky	10-58-0, 22	0-0-0
So. Carolina	0-0-0	0-0-0
North Texas	5-15-0, 9	0-0-0
at Missouri	0-0-0	0-0-0
Vanderbilt	DNP	
Northwestern	4-5-1, 4	0-0-0
2016 Opp.	Rush-Yards-TD, Lg	Rec-Yards-TD, Lg
App State	DNP	
vs. V. Tech	1-4-1, 4	0-0-0
Ohio	2-14-0, 9	0-0-0
Florida	0-0-0	0-0-0
at Georgia	0-0-0	1-7-0, 7
at Texas A&M	13-89-1, 17	1-12-0, 12
Alabama	3-8-0, 5	1-3-0, 3
at S. Carolina	14-94-0, 34	1-17-0, 17
Tenn. Tech	7-104-1, 73	1-11-0, 11
Kentucky	16-94-0, 27	0-0-0
Missouri	18-101-1, 27	0-0-0
at Vanderbilt	9-52-0, 13	1-1-0, 1
vs. Nebraska	15-70-1, 28	0-0-0

- Totaled 25 touchdowns as a senior, scoring five different ways (rushing, receiving, kickoff return, punt return and interception)
- Averaged 10 yards per carry with 1,321 rushing yards on 138 carries with 21 rushing touchdowns
- Also had 39 tackles in the secondary
- Helped Knights to second round of state playoffs, finishing with an 8-3 record as a senior in 2014

PERSONAL

- Full Name: John Marshall Kelly Jr.
- Born: Oct. 4, 1996
- Son of Lateasha Orsborne and John Kelly Sr.
- Majoring in Journalism and Electronic Media
- Recipient of Jack Clark Athletic Scholarship Endowment



TODD KELLY JR.

DEFENSIVE BACK

24

SENIOR • 3L • 5-11 • 200

KNOXVILLE, TENN. • WEBB SCHOOL

CAREER HONORS

- 2016 CoSIDA Academic All-District 3
- 2016 SEC Academic Honor Roll
- 2015 SEC Academic Honor Roll
- 2014 Freshman All-SEC Team
- 2014-15 SEC First-Year Academic Honor Roll

2016 - JUNIOR

- Games/Starts: 12/11
- Announced in training camp that he would change jersey number from #6 to #24 in honor of fallen local hero Zaeavion Dobson
- In first season as a full-time starter, started at safety in 11 of the 12 games he played in and recorded team-high 71 tackles (49 solo) to go with two tackles for loss, one sack, two interceptions, one forced fumble and four passed defended
- Had four tackles against Nebraska in Franklin American Mortgage Music City Bowl (12/30)
- Tallied seven tackles (six solo) against Kentucky (11/12)
- Had five tackles and one pass breakup against Tennessee Tech (11/5)
- Made five tackles and one seven-yard sack (first of career) at South Carolina (10/29)
- Made career-high 11 tackles (seven solo) against Alabama (10/15)
- Against Texas A&M (10/8), made seven tackles and intercepted quarterback Trevor Knight on first pass attempt of the game, giving him eight career interceptions (most on current roster)
- Made career-high 10 tackles (six solo) along with one TFL in comeback win at Georgia (10/1)
- In win over Florida (9/24), made five tackles and intercepted a fourth-quarter pass by Austin Appleby that set up a Tennessee touchdown drive at the UF 42. Interception was the seventh of his career, tying him with Cameron Sutton for most on the current team.
- Had season-high seven tackles (four solo) and one pass breakup vs. Ohio (9/17)
- Made five tackles and forced one fumble (first of career) vs. Virginia Tech (9/10)
- Started and made five tackles vs. App State (9/1)

2015 - SOPHOMORE

- Games/Starts: 13/2
- Saw lots of time at strong safety in sophomore season
- Played in 13 games with two starts in 2015, made 44 tackles, fifth on team
- Led team with three interceptions
- Third interception of the season, came just prior to halftime in regular-season finale win vs. Vanderbilt (11/28)
- Six tackles vs. South Carolina (11/7) for 14 tackles in three-game span
- Four stops at #8 Alabama (10/24)
- Four tackles and two pass break-ups vs. #19 Georgia (10/10)
- Five tackles at Florida (9/26)
- Tied for team lead with five tackles vs. W. Carolina (9/19)
- Returned to starting lineup vs. #19 Oklahoma (9/12), had first multi-interception game to go along with career-high eight tackles; last Vol to go with two interceptions in a game was Brian Randolph vs. WKU (9/7/13)

CAREER STATISTICS

Defense	GP/GS	UT	AT	TT	Sack	TFL	FF	FR	PD	Int	High Tk
2014	13/3	22	11	33	0-0	0-0	0	1	5	3-21	6-Miz
2015	13/2	31	15	46	0-0	0-0	0	0	5	3-5	8-OU
2016	12/11	45	22	71	1-7	2-11	1	1	4	2-10	11-UA
Totals	38/16	102	48	150	1-7	2-11	1	1	14	8-36	11-UA

CAREER HIGHS

Tackles	11 vs. Alabama, 10/15/16
Tackles For Loss	1.0 at Georgia, 10/1/16, at South Carolina, 10/29/16
Sacks	1 vs. South Carolina, 10/29/16
Interceptions	2 vs. Oklahoma, 9/12/15
Forced Fumbles	1 vs. Virginia Tech, 9/10/16
Fumble Recoveries	1 vs. Utah State, 8/31/14

CAREER GAME-BY-GAME

2014 Opp.	U-A-T, Other	2015 Opp.	U-A-T, Other
Utah State	2-0-2, fr	vs. B. Green	1-1-2
Ark. State	4-1-5	Oklahoma	4-4-8, 2-5 int
at Oklahoma	0-0-0, pd	W. Carolina	4-1-5
at Georgia	2-2-4, 1-0 int, pd	at Florida	2-3-5
Florida	1-1-2, 1-21 int	Arkansas	0-2-2
Chattanooga	3-1-4	Georgia	4-0-4, 2 pbu
at Ole Miss	2-1-3	at Alabama	3-1-4
Alabama	1-1-2	at Kentucky	3-0-3
at S. Carolina	0-0-0	So. Carolina	6-0-6
Kentucky	0-1-1	N. Texas	2-2-4
Missouri	5-1-6	at Missouri	0-1-1
at Vanderbilt	1-0-1, 1-0 int	Vanderbilt	0-0-0, 1-0 int
vs. Iowa	1-2-3	Northwestern	2-0-2

2016 Opp.	U-A-T, Other
App State	3-2-5
vs. V Tech	1-4-5, 1 ff
Ohio	4-3-7, 1 pbu
Florida	5-0-5, 1-1 int
at Georgia	6-4-10, 1-4 tfl
at Texas A&M	4-3-7, int
Alabama	7-4-11
at S. Carolina	5-0-5, 1-7 sk, 1-7 tfl
Tenn. Tech	4-1-5, pbu
Kentucky	6-1-7
Missouri	DND-INJ
at Vanderbilt	0-0-0
vs. Nebraska	4-0-4

- After spending a week in the hospital with an infection, opened 2015 with two tackles vs. Bowling Green (9/5)

2014 - FRESHMAN

- Games/Starts: 13/3
- One of seven legacy freshmen on the roster, following father Todd Kelly Sr. to Vols
- Led all freshmen in the SEC with three interceptions
- Played in all 13 games, starting three games, making 33 tackles on the season with three interceptions
- Three interceptions are the most by a Vols true freshman since Eric Berry had five in 2007
- Three tackles in 2015 TaxSlayer Bowl win over Iowa (1/2)

PLAYERS

- Clutch interception, as he dragged his toe in-bounds, late in win at Vanderbilt (11/29)
- Drew start vs. Missouri (11/22) in place of Brian Randolph (targeting suspension), making career best six tackles
- Three stops at #3 Ole Miss (10/18)
- Four tackles vs. Chattanooga (10/11)
- Second interception, a 21-yard return, vs. Florida (10/4)
- First interception of career on leaping pick-off at #12/13 Georgia (9/27) along with four tackles
- Made first-career start at strong safety vs. Arkansas State (9/6), making five tackles
- In college debut, recovered fumble to set up Vols' second TD of game, also made two tackles vs. Utah State (8/31)

HIGH SCHOOL

- Lettered at Webb School in Knoxville, Tenn., for head coach David Meske
- 247 Sports: 4-star (No. 68 national prospect, No. 6 safety, No. 3 prospect in Tenn.)
- ESPN: 4-star (No. 84 national prospect, No. 5 safety, No. 3 prospect in Tenn.)
- Rivals: 4-star (No. 71 national prospect, No. 9 safety, No. 4 prospect in Tenn.)
- Scout: 4-star (No. 14 safety)
- 2013 Gatorade State Player of the Year for Tennessee
- Tennessee Titans Division II-A Mr. Football in both 2012 and 2013

- 2013 U.S. Army All-American Bowl selection
- 2012 Knoxville News Sentinel's Defensive Player of the Year
- Two-time TSWA All-State selection
- Played both defensive back and running back for Webb
- Led Spartans to Division II-A State Championship in 2013
- As a senior leader had 53 tackles, one sack and two interceptions to go along with 1,014 rushing yards and 23 total touchdowns on offense
- Named BlueCross Bowl Offensive MVP as he ran for more than 250 yards and scored three touchdowns in the championship game
- As a junior, recorded 72 tackles and three interceptions on defense and carried the ball 99 times for 1,120 yards and 23 touchdowns while also scoring five receiving touchdowns

PERSONAL

- Full Name: Todd Eric Kelly, Jr.
- Born: October 9, 1995
- Son of Renee and Todd Kelly Sr.
- Father, Todd Kelly Sr., was a star for the Vols in the early 1990s and played four seasons in the NFL for the San Francisco 49ers, Cincinnati Bengals and Atlanta Falcons
- Majoring in Biomedical Engineering
- Recipient of the Phillip Fulmer Award for Excellence Scholarship
- Recipient of Mack Dove Athletic Scholarship



BRETT KENDRICK

OFFENSIVE LINE

63

R-SENIOR • 3L • 6-6 • 318

KNOXVILLE, TENN. • CHRISTIAN ACADEMY OF KNOXVILLE

CAREER HONORS

- 2016 SEC Academic Honor Roll
- 2015 SEC Academic Honor Roll
- 2013-14 SEC First-Year Academic Honor Roll

2016 - R-JUNIOR

- Games/Starts: 13/13
- Graduated in December 2016 with bachelors in Sport Management
- Has started all 13 games this season with seven starts at left tackle (Ohio, Florida, at Georgia, at Texas A&M, Alabama, South Carolina, Tennessee Tech) and six starts at right tackle (Appalachian State, Virginia Tech, Kentucky, Missouri, Vanderbilt, Nebraska)
- Started at RT vs. Nebraska in Franklin American Mortgage Music City Bowl (12/30), paving the way for 521 yards of total offense (230 rushing) without giving up any sacks
- Started at RT as Tennessee rolled to 516 yards of total offense at Vanderbilt (11/26)
- Started at RT in 63-37 win over Missouri (11/19), paving the way for 609 yards of offense and as season-high 386 rushing yards
- Started at RT in 49-36 win vs. Kentucky (11/12), helping pave the way for 599 yards of offense and 376 rushing yards (UT's most in an SEC game since 406 vs. Vanderbilt on Nov. 26, 1994). Vols' 10.2 yards per play was their most since setting the school record at 10.9 against Kentucky in 2000 and their 9.2 yards per rush was the best mark since 9.5 yards per rush against Auburn on Dec. 4, 2004.
- Started at LT in UT's 55-0 rout of Tennessee Tech (11/5)

- with offensive line paving the way for 7.1 yards per carry (best since 7.5 vs. South Alabama in 2013) and 9.1 yards per play (best since 9.4 vs. Troy on Nov. 3, 2012)
- Started at right tackle in comeback victory at Georgia (10/1)
- Started at left tackle for second-straight game vs. Florida (9/24)
- vs. Ohio (9/17), started at left tackle for first time since 2014, helped pave way for 404 yards of total offense, including 201 yards rushing
- Started at right tackle in 2016 season opener vs. Appalachian State (9/1)

2015 - R-SOPHOMORE

- Games/Starts: 7/5
- Started first five games of 2015 at right tackle, played in seven games overall
- Sat out six games vs. #19 Georgia (10/10) through at Missouri (11/21) with elbow and knee injuries
- Returned to action, playing late in regular-season finale vs. Vanderbilt (11/28) and in Outback Bowl vs. Northwestern (1/1)
- Vols ran for 254 yards at Florida (9/26), most by UT in the series
- Helped team to 604 yards of total offense and 399 rushing yards (most since 1994) vs. Bowling Green (9/5)

2014 - R-FRESHMAN

- Games/Starts: 13/2
- Started at left tackle vs. #4 Alabama (10/25), first start since Arkansas State (9/6)
- Saw late action in 2015 TaxSlayer Bowl win over Iowa



(1/2)

- Saw most extensive playing time since Arkansas State game when he played at left tackle at #3 Ole Miss (10/18)
- Started at left tackle in second game of season after injury to Jacob Gilliam vs. Arkansas State (9/6) for first start of his career
- One of 32 to make Tennessee debut vs. Utah State (8/31)

2013 - FRESHMAN

- Redshirt season

HIGH SCHOOL

- Coached by Rusty Bradley at Christian Academy of Knoxville
- 247Sports: 3-star (No. 20 overall prospect in Tennessee)
- ESPN: 3-star



DARRIN KIRKLAND JR.

LINEBACKER

34

JUNIOR • 2L • 6-1 • 238

INDIANAPOLIS, IND. • LAWRENCE CENTRAL H.S.

CAREER HONORS

- 2015 All-SEC Freshman Team

2016 - SOPHOMORE

- Games/Starts: 8/6
- Started at MIKE linebacker against Nebraska in the Franklin American Mortgage Music City Bowl, registering seven tackles and two TFLs
- Had two tackles at Vanderbilt (11/26)
- Matched season high with nine tackles (six solo) and had one TFL in win vs. Missouri (11/19)
- Had two tackles in win vs. Kentucky (11/12)
- Started at MLB and had one TFL vs. Tennessee Tech (11/5)
- Started at middle linebacker at South Carolina (10/29), leading the team with eight tackles in his return from injury
- Head coach Butch Jones announced on Sept. 12 that Kirkland suffered a high ankle sprain vs. Virginia Tech (9/10)
- Made seven tackles, including one sack for a four-yard loss, vs. Virginia Tech (9/1) before exiting the game with an ankle injury
- Tied career high with nine tackles vs. App State (9/1)

2015 - FRESHMAN

- Games/Starts: 13/10
- Played in all 13 games with 10 starts at middle linebacker as a true freshman, making 66 tackles (fourth on team) with 6.5 TFLs and 3.0 sacks, an interception and five quarterback hurries
- Fourth in career tackles by a true freshman at Tennessee with 66
- Second in SEC in tackles by freshmen (Dre Greenlaw of Arkansas had 95)
- 31 tackles in final five season games
- Posted six tackles with 1.5 TFLs and a sack in Outback Bowl win over Northwestern (1/1)
- Five tackles and a clutch fumble recovery at Missouri (11/21)
- Led Vols in tackles with eight, including a TFL vs. North Texas (11/14)
- Career-high of nine tackles vs. South Carolina (11/7)
- First career interception along with six tackles at Kentucky (10/31)
- Tied season high with seven tackles at #8 Alabama (10/24)
- Season-high seven tackles vs. Arkansas (10/3)

- Rivals: 3-star
- Scout: 3-star
- Helped his team to back-to-back TSSAA Class 3A State Championships in his junior and senior seasons
- In the 2012 state championship game, helped lead CAK to a 608-yard offensive effort
- Earned Class 3A All-State honors in his senior season

PERSONAL

- Full Name: Brett Blair Kendrick
- Born: April 12, 1995
- Son of Beth and Bryan Kendrick
- Graduated in December 2016 with bachelors in Sport Management
- Recipient of the Schaefer Family Athletic Scholarship Endowment
- Recipient of Plateau Athletic Scholarship Fund

CAREER STATISTICS

Defense	GP/GS	UT	AT	TT	Sack	TFL	FF	FR	QH	Int	High Tk
2015	13/10	43	23	66	3-26	6.5-29	0	1	5	1-26	9-SC
2016	8/7	30	15	45	1-4	5-10	0	0	0	0-0	9-2x
Totals	21/17	73	38	111	4-30	11.5-39	0	1	5	1-26	9-3x

CAREER HIGHS

Tackles	9, 3x, last vs. Missouri, 11/19/16
Sacks	1, 4x, last vs. Virginia Tech, 9/10/16
Tackle for Loss	2 vs. Nebraska, 12/30/16
Interceptions	1 at Kentucky, 10/31/15
Fumble Recovery	1 at Missouri, 11/21/15

CAREER GAME-BY-GAME

2015 Opp.	U-A-T, Other	2016 Opp.	U-A-T, Other
vs. B. Green	2-1-3, 1-9 sk, 1-9 tfl	App State	4-5-9
Oklahoma	2-0-2	vs. V Tech	7-0-7, 1-4 sk
W. Carolina	2-2-4	Ohio	DND-INJ
at Florida	3-2-5, 1.5-9 tfl, 1-9 sk	Florida	DND-INJ
Arkansas	6-1-7, qh	at Georgia	DND-INJ
Georgia	1-0-1, qh	at Texas A&M	DND-INJ
at Alabama	5-2-7, 0.5-1 tfl	Alabama	DND-INJ
at Kentucky	2-4-6, 1-26 int, 1-1 tfl, 2 qh	at S. Carolina	5-3-8
So. Carolina	5-4-9, qh	Tenn. Tech	1-0-1, 1-1 tfl
N. Texas	5-3-8, 1-1 tfl	Kentucky	1-1-2
at Missouri	2-3-5, fr	Missouri	6-3-9, 1-0 tfl
Vanderbilt	3-0-3, pbu	at Vanderbilt	2-0-2
Northwestern	5-1-6, 1.5-8 tfl, 1-8 sk	vs. Nebraska	4-3-7, 2-4 tfl

KIRKLAND ON THE CHARTS

Tackles By True Freshman - Season

1.	86	Eric Berry	2007
2.	80	A.J. Johnson	2011
3.	72	Derek Barnett	2014
4.	66	Darrin Kirkland Jr.	2015
5.	65	Jonathan Hefney	2004

PLAYERS

- Five tackles including 1.5 TFLs and a 9-yard sack at Florida (9/26)
- First career start came vs. Western Carolina (9/19), made four tackles
- As one of 15 true freshmen to debut vs. Bowling Green (9/5), made three tackles including a 9-yard sack

HIGH SCHOOL

- Lettered at Lawrence Central High School in Indianapolis, Ind., for coach Jed Richman
- 247 Sports: 4-star (No. 4 ILB No. 2 prospect in Indiana)
- ESPN: 4-star (No. 7 ILB, No. 1 prospect in Indiana)
- Rivals: 4-star (No. 7 ILB, No. 1 prospect in Indiana)
- Scout: 4-star (No. 5 MLB, No. 1 prospect in Midwest)
- Played in U.S. Army All-American Game in 2015
- Named MaxPreps All-American in 2014
- Participated in The Opening in 2014
- Named to Indianapolis Star Super Team as a senior
- Honored as all-state in Indiana in both 2013 and 2014
- First team all-conference as a junior and senior



LANDON KNOLL

LINEBACKER

47

R-SOPHOMORE • SQ • 6-3 • 217
NASHVILLE, TENN. • FATHER RYAN H.S.

2016 - R-FRESHMAN

- Did not play in any games

2015 - FRESHMAN

- Did not appear in any games as a freshman

HIGH SCHOOL

- Lettered at Father Ryan in Nashville, Tenn., for coach Bruce Lussier
- 247Sports: 2-star (No. 202 outside linebacker, No. 94 prospect in Tennessee)

- Had 367 tackles in his three-year prep career
- Piled up 121 tackles as a senior, including 13.5 tackles for loss along with three interceptions in 2014
- Had 108 tackles as a junior in 2013 and 138 as a sophomore in 2012
- Helped Bears to 2012 Indiana State Championship and perfect 14-0 record
- Played basketball in high school
- Earned Honor Roll every semester in high school

PERSONAL

- Full name: Darrin Keith Kirkland Jr.
- Born: Oct. 4, 1996 in Indianapolis, Ind.
- Son of Stephanie and Darrin Kirkland Sr.
- Brother of Derrick and Dean Kirkland
- Majoring in Finance
- Recipient of John R. & Charlotte H. Israel Athletic Scholarship
- Recipient of Sam J. McAllester Athletic Endowment

- Earned three letters in football and served one season as captain
- Posted 96 tackles as a junior and 128 as a senior

PERSONAL

- Full Name: Landon Reed Knoll
- Born: October 31, 1996
- Son of Chris-Ann and Alex Knoll
- Majoring in Arts and Sciences



JONATHAN KONGBO

DEFENSIVE LINE

1

R-JUNIOR • 1L • 6-6 • 264
SURREY, B.C. • HOLY CROSS H.S. • WYOMING • ARIZONA WESTERN CC

2016 - R-SOPHOMORE

- Games/Starts: 13/2
- Recorded career highs of four tackles and first sack of his NCAA career against Nebraska in the Franklin American Mortgage Music City Bowl (12/30)
- Made first start of career at defensive tackle against Vanderbilt (11/26), finishing with one tackle and two QB hurries
- Returned an interception off QB Drew Lock for a 59-yard touchdown in win vs. Missouri (11/19) and had one tackle for loss
- Recorded one tackle and one QB hurry against Tennessee Tech (11/5)
- Had one QB hurry vs. Alabama (10/15)
- Saw action off the bench at Texas A&M (10/8)
- Played in wins vs. Florida (9/24), at Georgia (10/1)
- With veteran DE LaTroy Lewis sidelined due to injury, saw extended playing time vs. Ohio (9/17), posting career-high three tackles (two solo)

CAREER STATISTICS

Defense	GP/GS	UT	AT	TT	Sack	TFL	FF	FR	QH	Int	High Tk
2016	13/2	7	4	11	1-16	3-18	0	0	5	1-59	4-NEB
Totals	13/2	7	4	11	1-16	3-18	0	0	5	1-59	4-NEB

CAREER HIGHS

Tackles	4 vs. Nebraska, 12/30/16
Tackle for Loss	2 vs. Nebraska, 12/30/16
Sacks	1 vs. Nebraska, 12/30/16
Interceptions	1 vs. Missouri, 11/19/16
Defensive Touchdowns	1 vs. Missouri, 11/19/16

- Made first tackle and first QB hurry of Tennessee career vs. Virginia Tech (9/10)
- Made Tennessee debut vs. Appalachian State (9/1)

2015 - R-FRESHMAN (AT ARIZONA WESTERN CC)

- 247 Sports: 4-star (No. 1 overall JUCO prospect, No. 1 JUCO DE, No. 1 JUCO prospect in Arizona)
- ESPN: 4-star (No. 4 JUCO prospect, No. 1 JUCO DE)
- Rivals: 5-star
- Scout: 5-star (No. 5 JUCO prospect, No. 1 JUCO DE)
- Played 2015 season at Arizona Western College in Yuma, Arizona for coach Tom Minnick
- PrepStar JUCO All-American
- Member of ESPN JC50
- First team All-Conference in Arizona Community College Athletic Conference and Western States Football League
- Totaled 55 tackles with 16 TFLs, including 11 sacks
- Had a breakout performance against Pima C.C. (10/3), recording nine tackles, six tackles for loss and five sacks; all of those marks were career highs

2014 - FRESHMAN (AT WYOMING)

- Redshirted as a true freshman at the University of Wyoming before transferring to Arizona Western College



CHEYENNE LABRUZZA

DEFENSIVE BACK**9**

FRESHMAN • HS • 6-0 • 188
ALBANY, LA. • ALBANY H.S.

HIGH SCHOOL

- Attended Albany High School in Albany, La., playing for coach Blane Westmoreland
- ESPN: 3-star (No. 119 CB, No. 50 prospect in Louisiana)
- 247 Sports: 3-star (No. 44 CB, No. 16 prospect in Louisiana)
- Rivals: 3-star (No. 62 CB, No. 23 prospect in Louisiana)
- Scout: 4-star (No. 182 overall prospect, No. 19 CB, No. 2 CB in Louisiana)
- Attended Nike Sparq Combine
- As a senior in 2016, he scored 10 touchdowns
- As a junior captain in 2015, was named all-district and all-parish

PERSONAL

- Full Name: Cheyenne Landon Labruzzo
- Born: January 21, 1999
- Son of the late Howard Parker Jr. & the late Tanya Labruzzo
- Majoring in Business



RILEY LOCKLEAR

OFFENSIVE LINE**56**

FRESHMAN • HS • 6-5 • 295
HUNTINGTON, W. VA. • SPRING VALLEY H.S.

HIGH SCHOOL

- Rivals: 4-star (No. 37 OT in nation, No. 2 prospect in West Virginia)
- 247Sports: 3-star (No. 583 overall prospect in nation, No. 63 OT in nation, No. 3 prospect in West Virginia)
- ESPN: 3-star (79 scout grade, No. 39 OG in nation, No. 69 prospect in region, No. 2 prospect in West Virginia)
- Scout: 3-star (No. 26 OG in nation, No. 4 OG in East, No. 1 OG in West Virginia)
- Attended Spring Valley High School in Huntington, W.Va., playing for coach Brad Dingess
- Was a two-year letterwinner and two-year captain at Spring Valley High school and also lettered one year for basketball
- Was a member of the bass fishing club team
- Recipient of the 2016 Stydahar Award, given to the state's top interior lineman by the West Virginia Sports Writers Association

- 2016 Blue-Grey All-American
- Two-time first-team all-state and first team all-conference
- Set Spring Valley record for most knock downs in school history
- In junior high, helped lead his team to the 2013 Wayne County Championship (11-0) and the 2009 Turf Bowl Championship (11-0)

PERSONAL

- Full Name: Riley Andrew Locklear
- Born: Oct. 21, 1997
- Son of Madea McGuire
- Younger brother of Alex Locklear
- Majoring in Kinesiology



RILEY LOVINGOOD

LONG SNAPPER

46

R-SOPHOMORE • 1L • 6-0 • 210
HENDERSONVILLE, TENN. • BEECH SENIOR H.S.

CAREER HONORS

- 2016 SEC Academic Honor Roll
- 2015-16 SEC First-Year Academic Honor Roll

2016 - R-FRESHMAN

- Games/Starts: 13/13
- Tennessee's starting long snapper for punts
- Had one tackle against Kentucky (11/12)
- Recorded one tackle against Alabama (10/15)
- SEC Co-Special Teams Player of the Week for Week 5 (10/3)
- Made an incredible play in win at Georgia (10/1).
With 3:43 remaining in the fourth quarter, Lovingood snapped the ball to punter Trevor Daniel, who booted the ball 37 yards high in the air to the UGA 6-yard line. Lovingood raced down the field to make the catch, downing the ball at the UGA 6.

2015 - FRESHMAN

- Did not appear in any games as a freshman

HIGH SCHOOL

- Lettered at Beech Senior High School in Hendersonville, Tenn., for coach Anthony Crabtree
- 247 Sports: 2-star (No. 4 long snapper, No. 77 prospect in Tennessee)

- ESPN: 2-star (No. 4 long snapper, No. 44 prospect in Tennessee)
- Rivals: 2-star
- Scout: 2-star
- Served as long snapper in Beech's 2012 Tennessee State Championship
- Invited to the 2014 Rubio Long Snapping Top 12 Camp in Los Angeles
- Attended the 2013 11th Annual National Kicking and Snapping Event in Las Vegas
- Named co-MVP at the June 2013 Tennessee Special Teams Camp

PERSONAL

- Full Name: Riley James Lovingood
- Born: Oct. 25, 1996
- Son of Rachel and Jeff Lovingood
- Father Jeff served as Vols' chaplain under Phillip Fulmer
- Brother of Trevor Lovingood and uncle Jeff, who served as student managers for the Vols
- Majoring in Marketing
- Recipient of Nashvol Twins Athletic Scholarship Endowment



JUSTIN MARTIN

DEFENSIVE BACK

8

SENIOR • 2L • 6-1 • 196
ANTIOCH, TENN. • OVERTON H.S./NORTHEAST OKLAHOMA A&M

CAREER HONORS

- 2015 Sporting News Top JUCO Players Moving On
- 2015 Athlon Sports No. 11 Top JUCO Transfers

2016 - JUNIOR

- Games/Starts: 11/2
- Had one tackle at Vanderbilt (11/26)
- Made one tackle vs. Kentucky (11/12)
- Started at left cornerback and made four tackles vs. Tennessee Tech (11/5)
- Tied season high with four tackles and one pass breakup at South Carolina (10/29)
- Suspended for game at Georgia (10/1) for violation of team rules
- Started at left cornerback in win vs. Florida (9/24), making three tackles (two solo)
- Did not play vs. Ohio (9/17) due to ankle injury
- Had four tackles vs. Virginia Tech (9/10)
- Made two tackles vs. Appalachian State (9/1)

2015 - SOPHOMORE

- Games/Starts: 13/6
- Played in all 13 games, starting last six games in first

CAREER STATISTICS

Defense	GP/GS	UT	AT	TT	Sack	TFL	FF	FR	PD	Int	High Tk
2015	13/6	20	3	23	0-0	0-0	0	0	6	0-0	7-Ala
2016	11/2	14	5	19	0-0	0-0	0	0	1	0-0	4-3x
Totals	24/8	34	5	42	0-0	0-0	0	0	7	0-0	7-Ala

CAREER HIGHS

Tackles	7 at Alabama, 10/24/15
Pass Break-Ups	2 vs. South Carolina, 11/17/15

- year at Tennessee
- Made 23 tackles along with six pass break-ups
- Five tackles and break-up in Outback Bowl win over Northwestern (1/1)
- Two tackles in regular-season finale vs. Vanderbilt (11/28)
- First UT start came at Kentucky (10/31), making three tackles
- Saw most playing time of career with seven tackles and a pass break-up at #8 Alabama (10/24)
- Two tackles vs. Arkansas (10/3)
- First tackle came vs. Western Carolina (9/19)


- One of 22 players to make their Vols debut vs. Bowling Green (9/5), which was a return to his area

2014 - FRESHMAN (AT NE OKLAHOMA A&M)

- Played in nine games at Northeast Oklahoma A&M College in Miami, Oklahoma for coach Ryan Held
- 247 Sports: 4-star (No. 7 overall JUCO prospect, No. 1 JUCO cornerback, No. 1 JUCO prospect in Tennessee)
- ESPN: 4-star (No. 32 overall JUCO prospect, No. 4 JUCO cornerback)
- Rivals: 4-star
- Scout: 4-star
- Made 24 tackles and had three pass break-ups
- Returned nine kickoffs for 292 yards (32.4 yards per return)

HIGH SCHOOL

- Lettered at John Overton High School in Nashville, Tenn., for coach Terry Anderson
- Named to 2013 Tennessean All-Midstate first-team
- Helped Overton to a 2013 undefeated regular season and 11-1 overall record
- Rushed for 1,887 yards and 26 touchdowns in his senior season of 2013



WILL McBRIDE

QUARTERBACK

17

FRESHMAN • HS • 6-1 • 195
LEAGUE CITY, TEXAS • CLEAR SPRINGS H.S.

HIGH SCHOOL

- ESPN: 3-star (71 scout grade, No. 41 QB in nation, No. 225 prospect in region, No. 172 prospect in Texas)
- 247Sports: 3-star (No. 1380 overall prospect in nation, No. 28 dual-threat QB, No. 184 prospect in Texas)
- Scout: 3-star (No. 32 QB in nation, No. 5 QB in Midland region, No. 5 QB in Texas)
- Rivals: 3-star
- Attended Clear Springs High School playing for coach Craig Dailey
- Three-year letterwinner and one-year captain at Clear Springs

CAREER GAME-BY-GAME

2015	Opp.	U-A-T, Other	2016	Opp.	U-A-T, Other
vs. B. Green	0-0-0		App State	1-1-2	
Oklahoma	0-0-0		vs. V Tech	2-2-4	
W. Carolina	1-0-1, pbu		Ohio	DNP-INJ	
at Florida	0-0-0		Florida	2-1-3	
Arkansas	2-0-2		at Georgia	DNP-SUSP	
Georgia	0-0-0		at Texas A&M	0-0-0	
at Alabama	7-0-7, pbu		Alabama	0-0-0	
at Kentucky	3-0-3, pbu		at S. Carolina	4-0-4, 1 pbu	
So. Carolina	1-0-1, 2 pbu		Tenn. Tech	3-1-4	
No. Texas	0-2-2		Kentucky	1-0-1sd	
at Missouri	0-0-0		Missouri	0-0-0	
Vanderbilt	2-0-2		at Vanderbilt	1-0-1	
Northwestern	4-1-5, pbu		vs. Nebraska	0-0-0	

PERSONAL

- Full Name: Justin Xavier Martin
- Born: Nov. 6, 1995
- Son of Deanna Martin
- Majoring in Communication Studies
- Recipient of Jason Dwight Bailey Athletic Memorial Scholarship

- Helped lead Clear Springs to 2016 district title and 9-2 record and earned first-team all-county honors
- Grandson of Louisiana Sports Hall of Fame coach Don Shows
- Member of National Honor Society

PERSONAL

- Full Name: William James McBride
- Born: Oct. 9, 1998
- Son of Stephanie and Jere McBride
- Older brother of Michael McBride
- Majoring in Business



CORTEZ McDOWELL

LINEBACKER

20

SENIOR • 3L • 6-0 • 228
LOCUST GROVE, GA. • LOCUST GROVE H.S.

2016 - JUNIOR

- Games/Starts: 12/4
- Enjoyed breakout season, seeing more playing time and setting new personal bets with 54 tackles (32 solo), four tackles for loss, one INT and three passes defended
- Recorded fourth start of the season at WILL linebacker and made seven tackles in win over Nebraska in the Franklin American Mortgage Music City Bowl (12/30)
- Started at WILL linebacker at Vanderbilt (11/26) and finished with five tackles, one TFL and one pass breakup
- Posted five tackles and one TFL in win vs. Missouri (11/19)
- Had two tackles vs. Kentucky (11/12)
- Made three tackles and grabbed first interception of career vs. Tennessee Tech (11/5), picking off Michael Birdsong in the third quarter and returning the ball 18 yards

CAREER STATISTICS

Defense	GP/GS	UT	AT	TT	Sack	TFL	FF	FR	PD	Int	High Tk
2014	13/0	10	9	19	0-0	0-0	0	1	0	0-0	4-UGa
2015	13/0	8	4	12	0-0	0-0	0	0	0	0-0	2-3x
2016	12/4	32	22	54	0-0	4-5	0	0	3	1-8	9-ASU
Career	38/4	50	35	85	0-0	4-5	0	1	3	1-8	9-ASU

CAREER HIGHS

Tackles	9 vs. App State, 9/1/16
Fumble Recovery	1 vs. Chattanooga, 10/4/14
Interceptions	1 vs. Tennessee Tech, 11/5/16
Passes Defended	1 at Georgia, 10/1/16, vs. Tennessee Tech, 11/5/16, at Vanderbilt, 11/26/16

PLAYERS

- Started weakside linebacker at Texas A&M (10/8), finishing with five tackles (three solo)
- Made first start of career at weakside linebacker at Georgia (10/1), recording six tackles (three solo) and one pass breakup
- Saw extended playing time at WILL linebacker vs. Florida (9/24) when Reeves-Maybin exited game due to injury in first half, posting six tackles (four solo) and two TFLs (first TFLs of career)
- Back-up WILL linebacker behind Jalen Reeves-Maybin
- Had three tackles (two solo) vs. Ohio (9/17)
- Made three tackles (two solo) vs. Virginia Tech (9/10)
- Recorded career-high nine tackles in win vs. Appalachian State (9/1)

2015 - SOPHOMORE

- Games/Starts: 13/0
- Back-up WILL linebacker behind Jalen Reeves-Maybin
- Played in all 13 games with 12 tackles, with team-high nine special teams

2014 - FRESHMAN

- Games/Starts: 13/0
- Played in all 13 games on special teams and as a reserve WILL linebacker, making 19 tackles
- Led team with 14 special teams tackles
- Three stops in win over Kentucky (11/15)
- Three tackles vs. Chattanooga (10/11)
- Four tackles in homecoming at Georgia (9/27)
- First tackle came vs. Arkansas State (9/6)

HIGH SCHOOL

- Lettered at Locust Grove High School in Locust Grove, Ga., for head coach Clint Satterfield
- 247 Sports: 4-star (No. 12 safety, No. 13 prospect in Ga.)
- ESPN: 4-star (No. 11 safety, No. 14 prospect in Ga.)
- Rivals: 4-star (No. 30 safety, No. 26 prospect in Ga.)
- Scout: 4-star (No. 19 safety)
- Played in 2013 Offense-Defense All-American Bowl
- Rated No. 1 safety in Georgia
- Georgia Class 4A All-State Defensive Back in 2013 by the Atlanta Journal Constitution
- Georgia Class 4A All-State Defensive Back in 2013 by the Associated Press
- Georgia Sportswriters All-State First Team defensive back as a senior
- Named Atlanta Journal Constitution All-Metro in 2013
- Compiled 92 total tackles including 48 solo tackles in his senior campaign
- Made 56 total tackles, 42 of which were solo tackles in junior season



REGINALD KAHLIL MCKENZIE JR.

DEFENSIVE LINE

99

JUNIOR • 2L • 6-3 • 320

WALNUT CREEK, CALIF. • CLAYTON VALLEY CHARTER SCHOOL

CAREER HONORS

- 2015 Lindy's Sports No. 4 Impact True Freshman

2016 - SOPHOMORE

- Games Played/Started: 7/1
- Sidelined for the rest of season due to injury to pectoral muscle suffered against Alabama, as announced by head coach Butch Jones on Oct. 18
- Made first start of career against Alabama (10/15) and made one tackle before exiting due to injury
- Matched career high with five tackles (one solo) at Texas A&M (10/8) and recorded 0.5 TFL

CAREER GAME-BY-GAME

2014 Opp.	U-A-T, Other	2015 Opp.	U-A-T, Other
Utah State	0-0-0	vs. B. Green	0-0-0
Ark. State	1-0-1	Oklahoma	1-1-2
at Oklahoma	0-0-0	W. Carolina	1-0-1
at Georgia	2-2-4	at Florida	1-0-1
Florida	0-0-0	Arkansas	0-1-1
Chattanooga	0-3-3, fr	Georgia	2-0-2
at Ole Miss	1-0-1	at Alabama	0-0-0
Alabama	1-0-1	at Kentucky	1-0-1
at S. Carolina	1-1-2	So. Carolina	1-0-1
Kentucky	1-2-3	No. Texas	0-0-0
Missouri	1-0-1	at Missouri	0-1-1
at Vanderbilt	2-0-2	Vanderbilt	1-1-2
vs. Iowa	0-1-1	Northwestern	0-0-0

2016 Opp.	U-A-T, Other
App State	4-5-9
vs. V Tech	2-1-3
Ohio	2-1-3
Florida	4-2-6, 2-2 tfl
at Georgia	3-3-6, pbu
at Texas A&M	3-2-5
Alabama	DNP
at S. Carolina	0-0-0
Tenn. Tech	1-3-4, 1-18 int
Kentucky	1-1-2
Missouri	5-0-5, 1-2 tfl
at Vanderbilt	4-1-5, 1-1 tfl, 1 pbu

- Intercepted five passes and forced four fumbles in his prep career
- On offense, had 43 catches for 516 yards with seven receiving touchdowns as a senior
- Also ran for 251 yards in high school, scoring three rushing touchdowns

PERSONAL

- Full Name: Cortez D'Angelo McDowell
- Born: April 11, 1996
- Son of Deborah McDowell
- Majoring in Sociology
- Recipient of the Gene McEver Athletic Scholarship Endowment
- Recipient of the George Sampson Family Athletic Scholarship
- Recipient of the Keenan Athletic Scholarship Fund
- Recipient of Louis Green Scholarship Endowment

CAREER STATISTICS

Defense	GP/GS	UT	AT	TT	Sack	TFL	FF	FR	PD	Int	High Tk
2015	13/0	12	12	24	1-5	1-5	1	0	1	0-0	5-Ark
2016	7/1	2	10	12	0-0	0.5-1	0	0	0	0-0	5-TAMU
Totals	20/1	14	22	36	1-5	1.5-6	1	0	1	0-0	5-2x

CAREER HIGHS

Tackles	5 vs. Arkansas, 10/3/15, at Texas A&M, 10/8/16
Sacks	1 at Missouri, 11/21/15
Tackles For Loss	1 at Missouri, 11/21/15
Forced Fumble	1 vs. Western Carolina, 9/19/15

- Played several series in win at Georgia (10/1), making two tackles
- Played in win vs. Florida (9/24)
- One tackle vs. Ohio (9/17)
- One tackle against Virginia Tech (9/10)
- Made two tackles in season opener vs. App State (9/1)
- Changed jersey number from 1 to 99 starting in 2016 season

2015 - FRESHMAN

- Games/Starts: 13/0
- True freshman saw increased time at defensive tackle
- Played in all 13 games, made 14 tackles with a sack, TFL and a forced fumble
- Four tackles in Outback Bowl win vs. Northwestern (1/1)
- Two tackles, pass break-up and quarterback hurry in regular-season finale win vs. Vanderbilt (11/28)
- First career sack came in win at Missouri (11/21), with his father Reggie in attendance
- Four tackles in win over #19 Georgia (10/10)
- Five tackles vs. Arkansas (10/3) in most playing time
- Two tackles and forced fumble vs. W. Carolina (9/19)
- With father & Raiders GM Reggie McKenzie in attendance, made first tackle vs. #19 Oklahoma (9/12)

AT CLAYTON VALLEY CHARTER SCHOOL

- Did not play as a senior while attending Clayton Valley Charter School in Concord, Calif., in 2014
- 247 Sports: 5-star (No. 3 overall prospect, No. 2 defensive tackle, No. 1 prospect in California)
- ESPN: 4-star (No. 26 overall prospect, No. 5 defensive tackle, No. 4 prospect in California)
- Rivals: 5-star (No. 6 overall prospect, No. 1 defensive tackle, No. 3 prospect in California)
- Scout: 5-star (No. 1 overall prospect, No. 1 defensive tackle, No. 1 defensive tackle in California)
- Played in 2015 U.S. Army All-American Game
- Attended The Opening in 2015, where he was named the Defensive Line MVP
- Member of ESPN 300

AT DE LA SALLE HIGH SCHOOL

- Played at De La Salle High School in Concord, Calif., for coach Justin Alumbaugh in 2013
- Earned 2013 second-team All-American honors



ELIJAH MEDFORD

LONG SNAPPER

52

R-JUNIOR • 1L • 5-9 • 204

BURLINGTON, N.C. • WALTER WILLIAMS H.S.

CAREER HONORS

- 2016 SEC Academic Honor Roll

2016 - R-SOPHOMORE

- Games/Starts: 13/0
- Tennessee's starting short snapper for field goals and extra points

2015 - R-FRESHMAN

- Walk-on, joined the Vols in Spring 2015

HIGH SCHOOL

- Three-year Letterman for coach David Green at Walter Williams H.S. in Burlington, N.C.
- Saw starts at long snapper, right tackle, and outside linebacker for the Bulldogs

CAREER GAME-BY-GAME

2015 Opp.	U-A-T, Other	2016 Opp.	U-A-T, Other
vs. B. Green	0-0-0	App State	1-1-1
Oklahoma	1-0-1	vs. V. Tech	0-1-1
W. Carolina	1-1-2, ff	Ohio	0-1-1
at Florida	2-0-2	Florida	0-0-0
Arkansas	2-3-5	at Georgia	0-2-2
Georgia	2-2-4	at Texas A&M	1-4-5, 1-0 tfl
at Alabama	0-0-0	Alabama	0-1-1
at Kentucky	0-0-0	at S. Carolina	DNP-INJ
So. Carolina	1-1-2	Tenn. Tech	DNP-INJ
N. Texas	0-0-0	Kentucky	DNP-INJ
at Missouri	1-1-2, 1-5 sk, 1-5 tfl	Missouri	DNP-INJ
Vanderbilt	0-2-2, pbu, qh	at Vanderbilt	DNP-INJ
Northwestern	2-2-4	vs. Nebraska	DNP-INJ

- Registered 74 tackles and a team-high 12 sacks for 62 yards in his junior season
- Helped the team reach the 2013 CIF Open Division state title game with a 14-1 record
- Also participated in track and won a shot put title

AT SOUTHWEST (WISC.) HIGH SCHOOL

- Played at Southwest High School in Green Bay, Wisc., for former Packers star Bryce Paup in 2012
- Helped Fighting Trojans to a perfect regular season and a 10-1 overall record

PERSONAL

- Full Name: Reginald Kahlil McKenzie Jr.
- Born: Jan. 3, 1997
- Son of June and Reggie McKenzie
- Brother of Jalen, Jasmin and Mahkayla
- Father Reggie was a star linebacker at Tennessee from 1981-84 and in the NFL with the Los Angeles Raiders, Phoenix Cardinals and San Francisco 49ers from 1985-92
- Father Reggie currently serves as the general manager of the Oakland Raiders after working in the front office of the Green Bay Packers from 1994-2011
- Uncle Raleigh was an O-lineman with the Vols from 1981-84 and played in the NFL with the Washington Redskins, Philadelphia Eagles, San Diego Chargers and Green Bay Packers from 1985-2000
- Majoring in Recreation and Sport Management

- Recorded 48 tackles with one tackle for loss as a senior
- Selected to the 2013 North Carolina 3-A Mid-State All-Conference team as an offensive lineman and linebacker
- Recipient of the Corrigan-Faircloth Football Scholastic Award in 2013
- Awarded the Walter Williams Golden Helmet for having the highest GPA of any starting athlete

PERSONAL

- Full Name: Elijah Jesse Medford
- Born: August 23, 1995
- Son of Patricia and Erle Medford
- Father Erle graduated from the University of Tennessee in 1986
- Majoring in Industrial Engineering



AARON MEDLEY

PLACEKICKER

25

SENIOR • 3L • 6-2 • 203

LEWISBURG, TENN. • MARSHALL COUNTY H.S.

CAREER HONORS

- 2015 SEC Academic Honor Roll
- 2014-15 SEC First-Year Academic Honor Roll
- 2014 Campus Insiders Honorable Mention Freshman All-American

2016 - JUNIOR

- Games Played/Started: 13/13
- Made a season-long 46-yard field goal (52nd of career, tying John Becksvoort for fifth-most in UT history) and connected on all five extra-point tries against Nebraska in the Franklin American Mortgage Music City Bowl (12/30)
- Went 2-of-3 on field goals and 4-of-4 on extra points against Vanderbilt (11/26). Made field goals from 41 yards and 25 yards and missed a 37-yarder with 6:46 left in the game when he hit the right upright.
- Made a career-high nine extra points, going 9-of-9 vs. Missouri (11/19) and matched career high with seven touchbacks on 10 kickoffs. Missed a 47-yard field goal attempt.
- Was 7-of-7 on extra points vs. Kentucky (11/12) and had eight kickoffs with four touchbacks
- Went 2-of-2 on field goals against Tennessee Tech (11/5), connecting from 19 and 42 yards, and went 6-of-6 on XPs for a season-high 12 points. Also made one tackle on a kickoff
- Was 3-of-3 on XPs and missed a 58-yard attempt with time expiring at South Carolina (10/29)
- Made a 37-yard field goal (1-for-1) and one XP against Alabama (10/15)
- Scored eight points at Texas A&M (10/8), going 1-for-1 on field goals (34-yarder in first OT) and 5-for-5 on extra points. Booted all six kickoffs for touchbacks.
- Went 4-for-4 on XPs and had five kickoffs for 303 yards (60.6-yard average) and two touchbacks in win at Georgia (10/1)
- Against Florida (9/24), made 28-yard field goal with 2:39 remaining in second quarter to give Tennessee its first points of the game and was a perfect 5-for-5 on XPs. Also had five touchbacks and one out-of-bounds on seven kickoffs for 454 yards (64.9-yard average).
- Has been Tennessee's starting placekicker since 2014 freshman season
- Missed 55-yard FG attempt, went 4-for-4 on XPs and had five touchbacks on five kickoffs vs. Ohio (9/17)
- Went 1-of-2 on FGs (34) and 6-for-6 on XPs vs. Virginia Tech (9/10)
- Went 2-for-2 on FGs (23, 39) and 2-for-2 on XPs for eight points in opener vs. Appalachian State (9/1)
- Seventh in career made field goals (44)
- Currently seventh in career field goal percentage (.710) in his third season

2015 - SOPHOMORE

- Games/Starts: 13/13
- Returning starting placekicker in 2015 after starting all of 2014 as a true freshman
- Seventh in career made field goals (41)
- Seventh in UT history in career field goal percentage (.719)
- His 118 points on kick scoring in a season are set new

CAREER STATISTICS

Kicking	GP/GS	FG	FGA	Pct.	PAT	PTS	20-29	30-39	40-49	50+ LONG
2014	13/13	20	26	76.9	42-43	102	7-7	12-13	1-6	0-0 46-UGa
2015	13/13	21	31	67.7	55-55	118	7-9	9-10	5-9	0-3 47-VU
2016	13/13	11	16	68.8	61-61	94	4-4	4-5	3-4	0-246-NEB
Totals	39/39	53	74	71.2	158-159	314	18-20	25-28	9-20	0-5 47-VU

Kickoff	GP/GS	No	Yds	Avg	OB	TB
2014	13/11	63	3786	60.1	1	15
2015	13/13	89	5510	61.9	5	37
2016	13/13	83	5349	64.4	4	45
Totals	39/37	235	14645	62.3	10	97

CAREER HIGHS

Field Goals Made	4 at Missouri, 11/21/15
Field Goals Attempted	5 at Missouri, 11/21/15
Longest Field Goal	47 vs. Vanderbilt, 11/28/15
Longest Attempt	58 at South Carolina, 10/29/16
Game-Winning Field Goal	32 at South Carolina, 11/1/14
PATs	9 vs. Missouri, 11/19/16
Kickoffs	10, 5 times, last vs. Missouri, 11/19/16
Touchbacks	7, twice, vs. Chattanooga, 10/11/14 vs. Missouri, 11/19/16

MEDLEY ON THE CHARTS

Field Goals Made - Career

1.	71	Fuad Reveiz	1981-84
2.	61	Jeff Hall	1995-98
3.	59	James Wilhoit	2003-06
4.	53	Alex Walls	1999-2002
5.	52	Aaron Medley	2014-Pres.
	52	John Becksvoort	1991-94
7.	51	Daniel Lincoln	2007-10
8.	37	Michael Palardy	2010-13

Field Goals Made Percentage - Career

1.	.779	Alex Walls	1999-2002
2.	.747	Fuad Reveiz	1981-84
3.	.740	Michael Palardy	2010-13
4.	.727	Greg Burke	1989-90
5.	.7234	Carlos Reveiz	1984-86
6.	.720	James Wilhoit	2003-06
7.	.712	Aaron Medley	2014-Pres.

Total Scoring (Points) - Career

1.	371	Jeff Hall (61 FG, 188 PAT)	1995-98
2.	325	James Wilhoit (59 FG, 148 PAT)	2003-06
3.	317	John Becksvoort (52 FG, 161 PAT)	1991-94
4.	314	Aaron Medley (52 FG, 158 PAT)	2014-Pres.
	314	Fuad Reveiz (71 FG, 101 PAT)	1981-84

Kick Scoring (Points) - Season

1.	118	Aaron Medley	2015
2.	115	Daniel Lincoln	2007
3.	107	Greg Burke	1990
4.	104	Jeff Hall	1998
5.	102	Aaron Medley	2014
	102	Carlos Reveiz	1985



Tennessee record breaking mark of Daniel Lincoln (115) set in 2007

- 21 field goals is a season tied for third-most in a season in UT history with Daniel Lincoln in 2007
- 31 field goals attempted tied for school record with Fuad Revez in 1982
- Went 55-of-55 on point after attempts to stand second all-time at Tennessee with most makes without a miss in a season to John Becksvoort (59-of-59) in 1993
- In 2015, made 21-of-31 field goals and perfect 55-of-55 on PATs for 118 points
- Second in SEC in kick scoring (9.1 ppg) 118 points
- Fourth in SEC in field goals made with 21
- Made 12 of last 14 field goals to finish season
- Made a 35-yard field goal, along with six PATs in Outback Bowl win over Northwestern (1/1), also had five touchbacks on eight kickoffs
- Connected on all three field goals, including career-long 47-yarder in regular-season finale win vs. Vanderbilt (11/28), also made field goals of 26 and 32 yards
- Booted career-high four field goals (on five attempts) in win at Missouri (11/21), connecting from 34, 22, 44 and 30 yards; four field goals in a game was most by a Vol since Derrick Brodus made four vs. Akron in 2012
- Kicked game-winning 27-yard field goal vs. South Carolina (11/7), added a 44-yard field goal, three PATs and four touchbacks
- Booted a 44-yard field goal at Kentucky (10/31), along with seven PATs and five kickoff touchbacks
- Connected on 35 and 45-yard field goals vs. Arkansas (10/3)
- Made field goals of 34 and 37 yards at Florida (9/26), missed potential game-winner from 55 yards
- Booted 20 and 30-yard field goals along with seven PATs vs. Western Carolina (9/19)
- Connected on career-high eight PATs vs. Bowling Green (9/5), also made 1-of-3 field goals

2014 - FRESHMAN

- Games/Starts: 13/13
- Served as starting placekicker all season as a true freshman
- Second in the SEC in field goals made (20) and second in field goals made per game (1.54)
- Ranked tied for 14th in the NCAA in field goals made and 16th in field goals made per game
- His 20 field goals are tied for the fourth-most in a single-season in Tennessee history (with Fuad Revez in 1984)
- His 20 field goals made are the second-most by a true freshman in a season, behind Daniel Lincoln's 21 in 2007
- Kicked in all 13 games, making 42-of-43 PATs and 20-of-26 on field goals with long of 46 for 102 points
- Has made 19-of-20 field goals from inside 39 yards
- Kicked off in 11 games, 63 times for 60.1 average with 15 touchbacks
- Made six PATs and a 28-yard field goal in 2015 TaxSlayer Bowl win over Iowa (1/2), also kicked off eight times with two touchbacks
- Made 36-yard field goal and three PATs in win at Vanderbilt (11/29)
- Made field goals of 38 and 39 yards vs. #19 Missouri (11/22), also boomed two of four kickoffs for touchbacks
- Connected on 3-of-4 field goals (38, 21, 39 yards) and kicked off 10 times with three touchbacks in win over Kentucky (11/15)
- Made game-winning overtime field goal from 32 yards to lift Vols to 45-42 comeback win at South Carolina (11/1)
- Converted field goals of 27 and 24 yards vs. #4 Alabama (10/25)
- Boomed seven kickoffs vs. Chattanooga (10/11), also

Field Goals Made - Season

1.	27	Fuad Revez	1982
2.	24	Carlos Revez	1985
3.	21	Aaron Medley	2015
	21	Daniel Lincoln	2007
4.	20	Fuad Revez	1984
	20	Aaron Medley	2014

CAREER GAME-BY-GAME

2014 Opp.	FGs, PATs, Pts	Kickoffs, TB
Utah State	1-2 (41miss, 36G), 5-5, 8 pts	7-407-58.1
Ark. State	2-3 (20G, 35miss, 38 G), 4-4, 10 pts	0-0
at Oklahoma	1-1 (31G), 1-1, 4 pts	0-0
at Georgia	1-1 (46G), 3-3, 6 pts	5-289-57.8
Florida	3-3 (36G, 38G, 39G), 0-0, 9pts	4-248-62.0
Chattanooga	1-2 (25G, 42miss), 6-6, 9 pts	8-520-65.0, 7 TB
at Ole Miss	1-1 (27G), 0-0, 3 pts	2-126-63.0
Alabama	2-2 (27G, 24G), 2-2, 8 pts	4-237-59.2
at So. Carolina	1-3 (43WL, 45WL, 32G), 6-6, 9 pts	6-330-55.0
Kentucky	3-4 (38G, 21G, 48WR, 39G), 5-6, 14 pts	10-618-61.8, 3 TB
Missouri	2-2 (34G, 39 G) 1-1, 7 pts	4-238-59.5, 2 TB
at Vanderbilt	1-1 (36G) 3-3, 6 pts	5-288-57.6, 1 TB
vs. Iowa	1-1 (28G) 6-6, 9 pts	8-486-60.6, 2 TB

2015 Opp.	FGs, PATs, Pts	Kickoffs, TB
v. B. Green	1-3 (42 WL, 29 WR, 26G), 8-8, 11 pts	10-621-62.1, 5 TB
Oklahoma	1-2 (19G, 48 WR), 3-3 PAT, 6 pts	4-260-65.0, 3 TB
W. Carolina	2-2 (20G, 31G), 7-7 PAT, 13 pts	10-593-59.3, 2 TB
at Florida	2-3 (34G, 37G, 55 ER) 3-3 PAT, 9 pts	6-381-63.5, 2 TB
Arkansas	2-3 (28 LU, 35G, 45G), 2-2 PAT, 8 pts	5-327-65.4, 3 TB
Georgia	1-1 (22 G), 5-5 PAT, 8 pts	7-432-61.7, 2 TB
at Alabama	0-3 (43 WR, 51 WL, 51 WL), 2-2 PAT 2 pts	3-195-65.0, 1 TB
at Kentucky	1-1 (44G), 7-7 PAT, 10 pts	9-532-59.1, 5 TB
So. Carolina	2-2 (44G, 27 G), 3-3 PAT, 9 pts	6-388-64.7, 4 TB
North Texas	1-1 (34G), 3-3 PAT, 6 pts	5-302-60.4, 2 TB
at Missouri	4-5 (34G, 22G, 44G, 31 WR, 30G), 1-1 PAT, 13 pts	6-336-56.0
Vanderbilt	3-3 (26G, 47G, 32G), 5-5 PAT, 14 pts	10-615-61.5, 3 TB
Northwestern	1-2 (49RU, 35G), 6-6 PAT, 9 pts	8-528-66.0, 5 TB

2016 Opp.	FGs, PATs, Pts	Kickoffs, TB
App State	2-2 (23G, 39G), 2-2 PAT, 8 pts	4-256-64.0, 1 TB
vs. V Tech	1-2 (34G, 47WR), 6-6 PAT, 6 pts	8-516-64.5, 3 TB
Ohio	0-1 (55Short), 4-4 PAT, 4 pts	5-325-65.0, 5 TB
Florida	1-1 (28), 5-5 PAT, 8 pts	7-454-64.9, 5 TB, 1 OB
at Georgia	0-0, 4-4 PAT, 4 pts	5-303-60.6, 2 TB
at Texas A&M	1-1 (34G), 5-5 PAT, 8 pts	6-390-65.0, 6 TB
Alabama	1-1 (37G), 1-1 PAT, 4 pts	3-190-63.3, 1 TB, 1 OB
at S. Carolina	0-1 (58 Short), 3-3 PAT, 3 pts	4-265-66.2, 3 TB
Tenn. Tech	2-2 (19G, 42G), 6-6 PAT, 12 pts	9-584-64.9, 3 TB
Kentucky	0-0, 7-7 PAT, 7 pts	8-511-63.9, 4 TB
Missouri	0-1 (47WR), 9-9 PAT, 9 pts	10-645-64.5, 2 TB
at Vanderbilt	2-3 (41G, 25G, 37Rupright), 4-4 PAT, 10 pts	7-484-69.1-2 TB

made a 25-yard field goal

- Scored all of UT's points vs. Florida (10/4), making three field goals of 36, 38, 39 yards
- Converted 46-yard field goal at #12/13 Georgia (9/27)
- Made a 31-yard field goal at Oklahoma (9/13)
- Converted field goals of 20 and 38 yards along with four extra points vs. Arkansas State (9/6)
- In college debut vs. Utah State (8/31), converted a 36-yard field goal and five extra points

HIGH SCHOOL

- Lettered at Marshall County High School in Lewisburg, Tenn. for head coach Aaron Pitts
- 247 Sports: 3-star (No. 4 kicker, No. 20 prospect in Tenn.)
- ESPN: 3-star (No. 1 kicker, No. 14 prospect in Tenn.)
- Rivals: 3-star (No. 4 kicker, No. 17 prospect in Tenn.)

- Scout: 3-star
- Played in the 2013 Under Armour All-American Game
- 2013 MaxPreps Preseason All American Team
- 2013 Tennessee Class AA Mr. Football Finalist
- 2013 District 12 AA Special Teams Player of the Year
- 2013 All-MidState First Team by the Tennessean
- 2013 Varsity All Super Region Punter
- Made a 65-yard field goal in 2013 Kohl's Kicking Southern Showcase
- As a senior, connected on three-of-six field goals, making 33-of-35 extra points; punted 33 times for a 37.2 average
- Also kicked off 52 times, reached endzone 46 times for touchdowns
- 2012 Varsity All Super Region Kicker



COOPER MELTON

WIDE RECEIVER

88

FRESHMAN • HS • 6-2 • 196
CLEVELAND, TENN. • WALKER VALLEY H.S.

HIGH SCHOOL

- Attended Walker Valley High School in Cleveland, Tenn., playing for coach Glen Ryan
- 2017 Region 4-5A Receiver of the Year
- Named All-East Tennessee in 2015 and 2016
- Also played basketball and ran track in high school

- 2012 All-MidState First Team by the Tennessean
- 2012 Kohl's Kicking All American Team First Team Class of 2014
- 2012 MaxPreps Medium Schools All-American Second Team
- Punted 44 times for 40.4 average as a junior; also made three field goals and 27-of-30 extra points

PERSONAL

- Full Name: Aaron Wayne Medley
- Born: August 8, 1995
- Son of Sheila and Richard Medley
- Recipient of the General Bob Neyland Endowment
- Majoring in Business Analytics
- Recipient of Mr. & Mrs. S. Norris Endowment Scholarship



TJ MINNIFEE

DEFENSIVE LINE

94


FRESHMAN • HS • 6-3 • 214
NASHVILLE, TENN. • WILSON CENTRAL H.S.

HIGH SCHOOL

- Attended Wilson Central High School in Lebanon, Tenn., playing for coach Brad Dedman
- 247 Sports: 3-star (No. 150 OLB, No. 62 prospect in Tennessee)
- Rivals: 2-star

PERSONAL

- Full Name: Antonio Lewis Minniffee
- Born: September 12, 1999
- Son of Antonio and Lanitra Minniffee
- Majoring in Computer Science



RICHARD MIZE JR.

QUARTERBACK

13

FRESHMAN • HS • 5-10 • 171
TAMPA, FLA. • CALVARY CHRISTIAN H.S.

HIGH SCHOOL

- Attended Calvary Christian High School in Clearwater, Fla., playing for coach Todd Yoder
- Was the starting quarterback and senior captain as a junior and senior
- Totaled 3,221 passing yards and 21 touchdown passes during junior and senior seasons

PERSONAL

- Full Name: Richard Douglas Mize Jr.
- Born: February 18, 1999
- Son of Richard and Margaret Mize
- Majoring in Business



EMMANUEL MOSELEY

DEFENSIVE BACK

12

SENIOR • 3L • 5-11 • 184
GREENSBORO, N.C. • DUDLEY H.S.

2016 - JUNIOR

- Games/Starts: 13/10
- Tallied career highs of 57 tackles and 3.5 tackles for loss
- Had two tackles at Vanderbilt (11/26)
- Posted three tackles vs. Missouri (11/19)
- Made one tackle against Kentucky (11/12)
- Had six tackles and one pass breakup against Tennessee Tech (11/5)
- Recorded seven tackles and one pass breakup at South Carolina (10/29)
- Tied career high with eight tackles (seven solo) and set new career high with three TFL vs. Alabama (10/15)
- Started at left cornerback at Georgia (10/1) and at Texas A&M (10/8) after starting at right cornerback in first four games
- Made two tackles and had one pass breakup at Texas A&M (10/8) - now has four-straight games with a pass breakup
- Recorded five tackles (three solo), 0.5 TFL and one breakup in win at Georgia (10/1)
- Totaled seven tackles (second-most on the team) and one pass breakup in the Vols' win over Florida (9/24)
- vs. Ohio (9/17), set new career high with eight tackles and had one pass breakup; shifted from RCB to LCB in game when Cameron Sutton exited with an injury
- Matched then-career high with six tackles vs. Virginia Tech (9/10)
- Started at RCB and had one tackle vs. App State (9/1)

2015 - SOPHOMORE

- Games/Starts: 13/7
- Started first seven games in 2015 at cornerback, playing in all 13, with 27 tackles and team-best 11 pass break-ups (tied for 10th in SEC)
- Had at least one pass break-up in nine of 13 games of 2015
- Gained nearly 35 pounds since arriving at Tennessee at 145 pounds in January 2014
- First career interception came in Outback Bowl win over Northwestern (1/1)
- Two break-ups at Missouri (11/21)
- Five stops with a pass break-up at Florida (9/26)
- Tallied four tackles and two pass break-ups vs. #19 Oklahoma (9/12)
- Made a career-high six tackles including a TFL along with a pass break-up vs. Bowling Green (9/5)

2014 - FRESHMAN

- Games/Starts: 13/2
- Backing up Cameron Sutton at cornerback, played in all 13 games in 2014
- Had 18 tackles with 2.0 TFLs and six pass break-ups (second on team)
- One of first four Vols to have black stripes removed (Derek Barnett, Jalen Hurd, Ethan Wolf) on Aug. 10
- Started the year at 178 pounds after arriving at 145 pounds seven months earlier
- Three tackles in second career start vs. #19 Missouri (11/22)
- Drew first start vs. Kentucky (11/15) and had two key pass break-ups along with a tackle
- Three tackles vs. #4 Alabama (10/25)
- Two stops at #3 Ole Miss (10/18) and a pass break-up
- Two tackles, both for TFLs vs. Florida (10/4)

CAREER STATISTICS

Defense	GP/GS	UT	AT	TT	Sack	TFL	FF	FR	PD	Int	High Tk
2014	13/2	15	4	19	0-0	2-5	0	0	6	0-0	5-SC
2015	13/7	23	5	28	0-0	2-4	0	0	11	1-20	6-BG
2016	13/10	44	13	57	0-0	3.5-12	0	0	6	0-0	8-OH/UA
Totals	39/19	82	22	104	0-0	7.5-21	0	0	23	1-20	8-OH/UA

CAREER HIGHS

Tackles	8 vs. Ohio, 9/17/16, vs. Alabama, 10/15/16
Tackles For Loss	3 vs. Alabama, 10/15/16
Interceptions	1 vs. Northwestern, 1/1/16
Passes Defended	2 four times, last at Missouri, 11/21/15

CAREER GAME-BY-GAME

2014	Opp.	U-A-T, Other	2015	Opp.	U-A-T, Other
Utah State	1-0-1		vs. B. Green	5-1-6, 1-1 tfl, pbu	
Ark. State	0-0-0		Oklahoma	2-2-4, 2 pbu	
at Oklahoma	0-0-0		W. Carolina	0-0-0, pbu	
at Georgia	0-0-0		at Florida	5-0-5, pbu	
Florida	2-0-2, 2-5 tfl		Arkansas	2-1-3, pbu	
Chattanooga	1-0-1		Georgia	1-0-1, pbu	
at Ole Miss	2-0-2, pbu		at Alabama	2-0-2, 1-3 tfl	
Alabama	2-1-3		at Kentucky	0-0-0, pbu	
at So. Carolina	3-2-5, 2 pbu		So. Carolina	1-0-1	
Kentucky	1-0-1, 2 pbu		No. Texas	1-1-2	
Missouri	2-1-3		at Missouri	1-0-1, 2 pbu	
at Vanderbilt	0-0-0, pbu		Vanderbilt	2-0-2	
vs. Iowa	1-0-1		Northwestern	1-0-1, 1-20 int	

2016 Opp. U-A-T, Other

App State	0-1-1
vs. V Tech	5-1-6
Ohio	5-3-8, 1 pbu
Florida	6-1-7, 1 pbu
at Georgia	3-2-5, 0.5-1 tfl, 1 pbu
at Texas A&M	2-0-2, 1 pbu
Alabama	7-1-8, 3.0-11 tfl
at S. Carolina	7-0-7, 1 pbu
Tenn. Tech	4-2-6, 1 pbu
Kentucky	1-0-1
Missouri	2-1-3
Vanderbilt	2-0-2
vs. Nebraska	1-0-1

- One of 21 true freshmen to debut vs. Utah State (8/31), made one tackle

HIGH SCHOOL

- Lettered at Dudley High School in Greensboro, N.C., for coach Stephen Davis
- 247Sports: 3-star (No. 61 cornerback, No. 29 prospect in North Carolina)
- ESPN: 3-star (No. 34 cornerback, No. 31 prospect in North Carolina)
- Rivals: 3-star
- Scout: 3-star (No. 87 cornerback)
- Played in 2014 Offense-Defense All-American Bowl
- Named Defensive MVP in 77th Shrine Game in Dec. 2013
- Earned Associated Press All-State honors in North Carolina



- as an Athlete in 2013
- Helped Panthers to perfect 15-0 record in 2013 and the North Carolina Class 4-A Championship
- Named North Carolina State Championship Game Outstanding Offensive Player
- Earned Greensboro News & Record 2013 Player of the Year
- Metro 4-A Offensive Player of the Year in 2013
- Named Conference 9 Offensive Player of the Year as a senior
- Played on both sides of the ball, running spread option offense at quarterback and at cornerback
- Ran for 1,443 yards and threw for 1,370 yards

- Accounted for 47 total touchdowns
- Made 28 tackles and had four interceptions on defense, aiding Panthers in allowing just 7.5 points per game on defense
- Also played basketball at Dudley

PERSONAL

- Full Name: Emmanuel LaMurel Moseley
- Born: March 25, 1996
- Son of Latoya and Darrell Moseley
- Majoring in Arts and Sciences

**JORDAN MURPHY****WIDE RECEIVER****11**

FRESHMAN • HS • 5-11 • 170

HATTIESBURG, MISS. • HATTIESBURG H.S.

HIGH SCHOOL

- Attended Hattiesburg High School in Hattiesburg, Miss., playing for coach Tony Vance
- ESPN: 3-star (No. 83 WR, No. 12 prospect in Mississippi)
- 247 Sports: 4-star (No. 50 WR, No. 8 prospect in Mississippi)
- Rivals: 4-star (No. 172 overall prospect, No. 28 WR, No. 3 prospect in Mississippi)
- Scout: 3-star (No. 76 WR, No. 2 WR in Mississippi)
- 2017 U.S. Army All-American Bowl Nomination

- As a senior in 2016, had 78 receptions for 1,695 yards and 21 touchdowns
- As a junior in 2015, had 50 receptions for 844 yards and 11 touchdowns
- Named as The Clarion-Ledger's Dandy Dozen 2016

PERSONAL

- Full Name: Jordan Murphy
- Grandson of Sarah Murphy

**NATHAN NIEHAUS****OFFENSIVE LINE****57**

R-FRESHMAN • RS • 6-6 • 285

CINCINNATI, OHIO • COLERAIN H.S.

2016 - FRESHMAN

- Did not play in any games

HIGH SCHOOL

- 247 Sports: 3-star (No. 88 OT, No. 47 prospect in Ohio)
- ESPN: 3-star (No. 70 OT, No. 38 prospect in Ohio)
- Rivals: 3-star (No. 62 OT, No. 43 prospect in Ohio)
- Scout: 3-star (No. 58 OT, No. 4 OT in Ohio)
- Lettered at Colerain High School in Cincinnati, Ohio, for coach Tom Bolden
- PrepStar All-Midwest Region selection
- Honored as Cincinnati Enquirer Division I All-State as a senior
- Named to First Team All-Greater Miami Conference as a

senior in 2015

- Selected Second Team All-District in 2015
- Helped Cardinals to 12-2 record in 2015 and berth in Ohio state semifinals
- Comes from same high school as Vols' senior lineman Dylan Wiesman

PERSONAL

- Full Name: Nathaniel Niehaus
- Last name pronounced NEE-house
- Born: Aug. 21, 1998
- Son of Stormie and Michael Niehaus
- Majoring in Sociology



CHIP OMER

RUNNING BACK

42

R-FRESHMAN • RS • 6-0 • 200

NASHVILLE, TENN. • CHRIST PRESBYTERIAN ACADEMY

2016 - FRESHMAN

- Did not play in any games

HIGH SCHOOL

- Lettered as a multi-sport athlete for Christ Presbyterian Academy in Nashville, Tenn., splitting time CPA's

football and soccer programs

PERSONAL

- Full Name: Paul Christopher Omer II
- Born: June 24, 1997
- Son of Janie and Chris Omer
- Majoring in Pre-Dentistry



MARQUILL OSBORNE

DEFENSIVE BACK

3

SOPHOMORE • 1L • 5-11 • 188

CORNELIUS, N.C. • WILLIAM AMOS HOUGH H.S.

2016 - FRESHMAN

- Games/Starts: 11/0
- Played mostly on special teams
- Had one tackle vs. Nebraska in the Franklin American Mortgage Music City Bowl (12/30)
- Made one tackle vs. Missouri (11/19)
- Against Kentucky (11/12) returned three kickoffs for 55 yards with a long of 22
- Recorded first sack of career vs. Tennessee Tech (11/5)
- Had one tackle and one kickoff returned for 24 yards at South Carolina (10/29)
- Recorded two tackles vs. Alabama (10/15)
- Has seen action off the bench and on special teams against Appalachian State (9/1), Ohio (9/17), Georgia (10/1), Texas A&M (10/8) and Alabama (10/15)

HIGH SCHOOL

- Graduated early in Dec. 2015 and enrolled at Tennessee in January 2016
- 247 Sports: 4-star (No. 17 CB, No. 6 prospect in North Carolina)
- ESPN: 4-star (No. 78 overall prospect, No. 8 CB, No. 4 prospect in North Carolina)
- Rivals: 4-star (No. 79 overall prospect, No. 8 CB, No. 3 prospect in North Carolina)
- Scout: 3-star (No. 42 CB, No. 1 CB in North Carolina)
- Lettered at William Amos Hough High School in Cornelius, N.C., for coach Miles Aldridge
- Versatile star for the Huskies, playing cornerback, wide receiver and returner
- 2016 Under Armour All-American
- 2016 PrepStar Dream Team
- Named Charlotte-Mecklenburg County Defensive Player of the Year and First-Team All-Conference
- Member of ESPN 300
- Compiled 1,301 all-purpose yards and eight touchdowns as a senior in 2015, scoring three different ways
- Posted 34 tackles in the secondary, making four interceptions, with one returned for a touchdown
- Caught 43 passes for 580 yards and five touchdowns
- Rushed 28 times for 139 yards
- Returned 15 kickoffs for 439 yards with two touchdowns, including a long of 96, also returned 10 punts for 75 yards
- Huskies finished 12-2 in 2015, reaching third round of playoffs
- As a junior in 2014, had 24 catches for 275 yards and four touchdowns
- Posted 48 tackles with nine passes defended, three fumble recoveries and an interception as a junior

CAREER STATISTICS

Defense	GP/GS	UT	AT	TT	Sack	TFL	FF	FR	PD	Int	High Tk
2016	11/0	6	0	6	0-0	2-3	0	0	0	0	2-ALA
Totals	11/0	6	0	6	0-0	2-3	0	0	0	0	2-ALA

Kick Return	GP/GS	No	Yds	Avg	Per/G	TD	Long	High Yd
2016	11/0	4	79	19.8	7.2	0	24	55-UK
Totals	11/0	4	79	19.8	7.2	0	24	55-UK

CAREER HIGHS

Tackles	2 vs. Alabama, 10/15/16
Tackles For Loss	1.0, 2x, at South Carolina, 10/29/16, vs. Tennessee Tech, 11/5/16
Sacks	1.0 vs. Tennessee Tech, 11/5/16
Kick Returns	3 vs. Kentucky, 11/12/16
Kick Return Yards	55 vs. Kentucky, 11/12/16
Kick Return Long	24 at South Carolina, 10/29/16

CAREER GAME-BY-GAME

2016 Opp.	U-A-T, Other
App State	0-0-0
vs. V Tech	0-0-0
Ohio	0-0-0
Florida	0-0-0
at Georgia	0-0-0
at Texas A&M	0-0-0
Alabama	2-0-2
at S. Carolina	1-0-1, 1 tfl,
Tenn. Tech	1-0-1, 1 tfl, 1.0 sack
Kentucky	0-0-0
Missouri	1-0-1
Vanderbilt	0-0-0
vs. Nebraska	1-0-1

PERSONAL

- Full Name: Marquill Osborne
- Born on Sept. 24, 1996
- Son of Carl and Ileana Osborne
- Majoring in Arts and Sciences



SOLON PAGE III

LINEBACKER

38

FRESHMAN • HS • 6-2 • 207
MARIETTA, GA. • KELL H.S.

HIGH SCHOOL

- Attended Kell High School in Marietta, Ga., playing for coach Derek Cook
- ESPN: 3-star (No. 53 safety, No. 89 prospect in Georgia)
- 247 Sports: 3-star (No. 38 OLB, No. 60 prospect in Georgia)
- Rivals: 3-star (No. 59 OLB, No. 80 prospect in Georgia)
- Scout: 3-star (No. 69 OLB, No. 10 OLB in Georgia)
- In 2016, named Class AAAAA Defensive Player of the Year, Parade All-America honorable mention and Georgia Sports Writers Association Class AAAAA All-State First Team
- As a senior in 2016, recorded 178 tackles (123 solo) with

23.0 tackles for loss, two sacks, one interception, four forced fumbles and two quarterback hurries

- In 2015, he had 110 tackles with 15 tackles for a loss, three sacks, three fumble recoveries and two interceptions

PERSONAL

- Full Name: Solon Page III
- Born: September 6, 1998
- Son of Solon and Michelle Page
- Majoring in Business



JOSH PALMER

WIDE RECEIVER

5

FRESHMAN • HS • 6-2 • 198
BRAMPTON, ONTARIO, CANADA. • ST. THOMAS AQUINAS H.S. (FL)

HIGH SCHOOL

- Attended St. Thomas Aquinas High School in Fort Lauderdale, Fla., playing for coach Roger Harriott
- ESPN: 3-star (No. 179 WR, No. 194 prospect in Florida)
- 247 Sports: 3-star (No. 120 WR, No. 111 prospect in Florida)
- Rivals: 3-star (No. 65 WR, No. 64 prospect in Florida)
- Scout: 3-star (No. 86 WR, No. 13 wide receiver in Florida)
- As a senior in 2016, recorded 32 catches for 506 yards and eight touchdowns
- 2016 Florida Class 7A All-State Second Team
- Helped lead St. Thomas Aquinas to the Florida 7A state title in 2016

PERSONAL

- Full Name: Joshua Keith Palmer
- Born: September 22, 1999
- Son of Keith and Alethia
- Majoring in Business



KYLE PHILLIPS

DEFENSIVE LINE

5

JUNIOR • 2L • 6-4 • 263
NASHVILLE, TENN. • HILLSBORO H.S.

CAREER HONORS

- 2016 SEC Academic Honor Roll
- 2015 SEC Academic Honor Roll

2016 - SOPHOMORE

- Games/Starts: 11/1
- Posted two tackles and one TFL at Vanderbilt (11/26)
- Tied four tackles (three solo) in win vs. Missouri (11/19)
- Had two tackles and two pass breakups against Kentucky (11/12)
- Made first start of career at DT vs. Tennessee Tech (11/5)
- Played at defensive tackle at South Carolina (10/29),

CAREER STATISTICS

Defense	GP/GS	UT	AT	TT	Sack	TFL	FF	FR	PD	Int	High Tk
2015	6/0	4	4	8	1-2	1.5-3	0	0	0	0-0	3-2x
2016	11/1	9	6	15	0-0	2-2	0	0	2	0-0	5-SC
Totals	17/1	13	10	23	1-2	3.5-5	0	0	2	0-0	5-SC

making career-high five tackles (three solo) with one TFL for one yard

- Saw action off the bench at Texas A&M (10/8) and against Alabama (10/15)
- Had one tackle in win vs. Florida (9/24)
- Made season debut vs. Virginia Tech (9/10) with one tackle and saw playing time vs. Ohio (9/17)

2015 - FRESHMAN

- Games/Starts: 6/0
- Played in six games, making eight tackles with one sack and 1.5 TFLs in 2015 as a reserve defensive end
- First true freshman to have black stripe removed in 2015, coming on Aug. 10
- Suffered season-ending shoulder injury in game vs. South Carolina (11/7)
- Returned to action at Kentucky (10/31) and made one tackle
- Sat out two games with shoulder injury, suffered vs. Arkansas (10/3)
- Three tackles including first career sack and TFL at Florida (9/26)
- First three tackles of career vs. Western Carolina (9/19)
- One of 15 true freshmen to make college debut vs. Bowling Green (9/5) in his return to his hometown

HIGH SCHOOL

- Lettered at Hillsboro High School in Nashville, Tenn., for coach Louis C. Clayton
- 247 Sports: 4-star (No. 7 strong side DE, No. 2 prospect in Tennessee)
- ESPN: 4-star (No. 18 DT, No. 5 prospect in Tennessee)
- Rivals: 4-star (No. 11 strong side DE, No. 3 prospect in Tennessee)
- Scout: 4-star (No. 12 DE, No. 1 DE in Tennessee)
- Played in 2015 Army All-American Bowl in San Antonio
- Had 33 sacks in three seasons at Hillsboro
- Named All-Midstate and to Tennessean's Dandy Dozen in 2014
- Posted 58 tackles with 22.5 tackles for loss with 13 sacks as a senior in 2014



QUAY PICOU

DEFENSIVE LINE

JUNIOR • 2L • 6-1 • 280

SUGAR HILL, GA. • BUFORD H.S.

55

2016 - SOPHOMORE

- Games/Starts: 7/0
- Posted one tackle vs. Missouri (11/19)
- Had two tackles, 0.5 TFL and one QB hurry vs. Tennessee Tech (11/5)
- Two tackles and one fumble recovery vs. Alabama (10/15)
- Made season debut vs. Virginia Tech (9/10)

2015 - FRESHMAN

- Games/Starts: 5/0
- Appeared in five games for the Vols during his freshman campaign, making his collegiate debut vs. Western Carolina (9/19)

HIGH SCHOOL

- Lettered at Buford High School in Buford, Ga., for coach Jess Simpson
- 247 Sports: 3-star (No. 23 DT, No. 34 prospect in Georgia)
- ESPN: 3-star (No. 36 DT No. 50 prospect in Georgia)
- Rivals: 3-star (No. 34 DT No. 43 prospect in Georgia)

CAREER HIGHS

Tackles	5 at South Carolina, 10/29/16
Tackles For Loss	1 at Florida, 9/26/15, at South Carolina, 10/29/16, at Vanderbilt, 11/26/16
Sacks	1 at Florida, 9/26/15
Passes Defended	2 vs. Kentucky, 11/12/16

CAREER GAME-BY-GAME

2015 Opp.	U-A-T, Other	2016 Opp.	U-A-T, Other
vs. B. Green	0-0-0	App State	DNP
Oklahoma	DNP	vs. V Tech	1-0-1
W. Carolina	1-2-3	Ohio	0-0-0
at Florida	2-1-3	Florida	1-0-1
Arkansas	0-0-0	at Georgia	DNP
Georgia	DNP	at Texas A&M	0-0-0
at Alabama	DNP	Alabama	0-0-0
at Kentucky	1-0-1	at S. Carolina	3-2-5, 1-1 tfl
So. Carolina	0-1-1, 0.5-1 tfl	Tenn. Tech	0-0-0
No. Texas	DNP-INJ	Kentucky	0-2-2, 2 pbu
at Missouri	DNP-INJ	Missouri	3-1-4
Vanderbilt	DNP-INJ	at Vanderbilt	1-1-2, 1-1 tfl
Northwestern	DNP-INJ	vs. Nebraska	0-0-0

PERSONAL

- Full Name: Kyle Phillips
- Born: Oct. 20, 1995
- Son of Teresa Phillips
- Mother Teresa serves as Director of Athletics at Tennessee State University in Nashville
- Summer 2017 service trip to Vietnam with VOLeaders Academy
- Majoring in Communication Studies
- Recipient of David Mason Booth Jr Endowed Men's Athletic Scholarship

CAREER STATISTICS

Defense	GP/GS	UT	AT	TT	Sack	TFL	FF	FR	PD	QBH	High Tk
2015	5/0	0	0	0	0-0	0-0	0	0	0	0	N/A
2016	7/0	3	2	5	0-0	0.5-1	0	1	0	1	12-ALA,TTU
Totals	12/0	3	2	5	0-0	0.5-1	0	1	0	1	12-ALA,TTU

CAREER HIGHS

Tackles	2, 2x, vs. Alabama, 10/15/16, vs. Tennessee Tech, 11/5/16
Tackles For Loss	0.5 vs. Tennessee Tech, 11/5/16
Sacks	1 vs. Alabama, 10/15/16

PLAYERS

- Scout: 3-star (No. 64 DT, No. 6 DT in Georgia)
- Second team all-state in Georgia as a senior in 2014
- Named to Atlanta Journal-Constitution All-State Honorable Mention as a senior
- Named to 2014 Gainesville Times First-Team All-Area
- Made 61 tackles including three sacks and had two forced fumbles and three fumble recoveries as a senior
- Helped Buford to Georgia State Class AAAA Championship with a 15-0 record in 2014

PERSONAL

- Full Name: Dequavius Lavon Picou
- Name pronounced KWAY pee-COO
- Born: Oct. 28, 1995
- Son of Sharon Sinkfield and Eugene Picou
- Majoring in Communication Studies



AUSTIN POPE

TIGHT END

81

R-FRESHMAN • RS • 6-4 • 230
KNOXVILLE, TENN. • CHRISTIAN ACADEMY OF KNOXVILLE

2016 - FRESHMAN

- Did not play in any games

HIGH SCHOOL

- 247 Sports: 3-star (No. 34 TE, No. 16 prospect in Tennessee)
- ESPN: 3-star (No. 14 TE, No. 15 prospect in Tennessee)
- Rivals: 3-star (No. 20 prospect in Tennessee)
- Scout: 3-star (No. 68 TE No. 3 TE in Tennessee)
- Lettered at Christian Academy of Knoxville in Knoxville, Tenn., for coach Rusty Bradley
- PrepStar All-Southeast Region selection
- Honored with Courtney Courage Award in 2015
- Hauled in 54 catches for 622 yards, scoring 10 touchdowns as a senior in 2015
- Playing H-Back, rushed 13 times for 43 yards scoring

CAREER GAME-BY-GAME

2015 Opp.	U-A-T, Other	2016 Opp.	U-A-T, Other
vs. B. Green	DNP	App State	DNP
Oklahoma	DNP	vs. V Tech	0-0-0
W. Carolina	0-0-0	Ohio	DNP
at Florida	DNP	Florida	DNP
Arkansas	DNP	at Georgia	DNP
Georgia	DNP	at Texas A&M	DNP
at Alabama	DNP	Alabama	2-0-2, 1 fr
at Kentucky	0-0-0	at S. Carolina	DNP
So. Carolina	DNP	Tenn. Tech	0-2-2, 0.5-1 tfl, 1 qbh
No. Texas	0-0-0	Kentucky	0-0-0
at Missouri	DNP	Missouri	1-0-1
Vanderbilt	0-0-0	at Vanderbilt	0-0-0
Northwestern	0-0-0	vs. Nebraska	0-0-0

- five touchdowns
- On defense, made 34 tackles with two sacks as a senior
- As a junior in 2014, had 68 catches for 809 yards with seven receiving scores, also carried five times, scoring three rushing touchdowns
- Had 39 tackles on defense as a junior

PERSONAL

- Full Name: Austin G. Pope
- Born: Sept. 25, 1997
- Son of Sheryl Pope and the late Tom Pope
- Majoring in Communication Studies



JAKE POWERS

DEFENSIVE BACK

43

FRESHMAN • HS • 6-0 • 193
MEMPHIS, TENN. • BRIARCREST CHRISTIAN SCHOOL

HIGH SCHOOL

- Attended Briarcrest Christian School in Memphis, Tenn., playing for coach Brian Stewart
- Named to TSWA Division II-AA All-State Team in 2016
- First team All-Region in 2016
- Totaled 1,227 receiving yards and 20 touchdowns during high school career
- Also played lacrosse and ran track in high school

PERSONAL

- Full Name: Jake Tyler Powers
- Born: October 23, 1998
- Son of Russell and Tommikay Powers
- Majoring in Management



SHANON REID

LINEBACKER

21

FRESHMAN • HS • 6-0 • 215
LEHIGH ACRES, FLA. • DUNBAR H.S.

HIGH SCHOOL

- ESPN: 3-star (78 Scout, No. 41 OLB in nation, No. 293 prospect in region, No. 104 prospect in Florida)
- 247Sports: 4-star (No. 576 overall prospect in nation, No. 39 OLB in nation, No. 82 prospect in Florida)
- Scout: 3-star (No. 58 ILB in nation, No. 31 ILB in South, No. 9 ILB in Florida)
- Rivals: 3-star
- Attended Dunbar High School, Fla., playing for coach Sammy Brown
- Four-year letterwinner for Dunbar High School and served as captain for one year

- Was also a three-year letterwinner on the baseball team and a two-year letterwinner for basketball

PERSONAL

- Chose Tennessee over LSU and Michigan
- Full Name: Shanon Raymon Reid
- Nicknames: Reezy or S. Reezy
- Born: Dec. 3, 1997
- Son of Lindell Anderson and Shanon Reid
- Younger brother of Alexis Reid
- Majoring in Sports Medicine



DREW RICHMOND

OFFENSIVE LINE

51

R-SOPHOMORE • 1L • 6-5 • 309
MEMPHIS, TENN. • MEMPHIS UNIVERSITY SCHOOL

2016 - R-FRESHMAN

- Games/Starts: 9/6
- Started at LT vs. Nebraska in Franklin American Mortgage Music City Bowl (12/30), paving the way for 521 yards of total offense (230 rushing) without giving up any sacks
- Started at LT at Vanderbilt (11/26) as Tennessee rolled to 516 yards of total offense
- Started at LT in 63-37 win over Missouri (11/19), paving the way for 609 yards of offense and as season-high 386 rushing yards
- Started at LT in 49-36 win vs. Kentucky (11/12), helping pave the way for 599 yards of offense and 376 rushing yards (UT's most in an SEC game since 406 vs. Vanderbilt on Nov. 26, 1994). Vols' 10.2 yards per play was their most since setting the school record at 10.9 against Kentucky in 2000 and their 9.2 yards per rush was the best mark since 9.5 yards per rush against Auburn on Dec. 4, 2004.
- Came off the bench vs. Ohio (9/17), vs. Alabama (10/15) and Tennessee Tech (11/5)
- Started at LT vs. Virginia Tech (9/10)
- Made collegiate debut and made first start at left tackle in 2016 season opener vs. Appalachian State (9/1)

2015 - FRESHMAN

- Did not appear in any games during the 2015 season

HIGH SCHOOL

- Lettered at Memphis University School in Memphis, Tenn., for coach Bobby Alston
- 247 Sports: 4-star (No. 55 overall prospect, No. 3 offensive tackle, No. 2 prospect in Tennessee)
- ESPN: 4-star (No. 58 overall prospect, No. 5 offensive tackle, No. 1 prospect in Tennessee)
- Rivals: 5-star (No. 12 overall prospect, No. 2 offensive tackle, No. 1 prospect in Tennessee)
- Scout: 4-star (No. 10 offensive tackle, No. 1 offensive tackle in Tennessee)
- Played in 2015 Under Armour All-Star Game
- Participated in The Opening in 2015
- Honored as 2014 MaxPreps Second Team All-American
- Named 2014 Parade All-American Honorable Mention
- Named to Memphis Commercial Appeal 'Best of the Preps' Private School Team in 2014
- Helped Owls to Tennessee Division II Class AA Semifinals as a senior in 2014
- MUS played for the Tennessee Division II Class AA Championship in his junior year of 2013

PERSONAL

- Full Name: Drew A. Richmond
- Born: Jan. 2, 1996
- Son of Ruby and Mark Richmond
- Majoring in Communication Studies



JASHON ROBERTSON

OFFENSIVE LINE

75

SENIOR • 3L • 6-3 • 300

NASHVILLE, TENN. • MONTGOMERY BELL ACADEMY

CAREER HONORS

- 2016 Preseason Media Days All-SEC Third Team
- 2016 Athlon Sports Preseason First Team All-SEC
- 2016 Lindy's Sports Preseason First Team All-SEC
- 2015 GridironNow.com All-SEC Second-Team Offensive Line
- 2014 Freshman All-SEC Team
- 2014 Phil Steele Freshman All-American Team
- 2014 ESPN's True Freshman All-American Team
- 2014-15 SEC First-Year Academic Honor Roll

2016 - JUNIOR

- Games/Starts: 13/12
- Started at LG vs. Nebraska in Franklin American Mortgage Music City Bowl (12/30), paving the way for 521 yards of total offense (230 rushing) without giving up any sacks
- Started at LG at Vanderbilt (11/26) as Tennessee rolled to 516 yards of total offense
- Started at LG in 63-37 win over Missouri (11/19), paving the way for 609 yards of offense and as season-high 386 rushing yards
- Started at LG in 49-36 win vs. Kentucky (11/12), helping pave the way for 599 yards of offense and 376 rushing yards (UT's most in an SEC game since 406 vs. Vanderbilt on Nov. 26, 1994). Vols' 10.2 yards per play was their most since setting the school record at 10.9 against Kentucky in 2000 and their 9.2 yards per rush was the best mark since 9.5 yards per rush against Auburn on Dec. 4, 2004.
- Started at LG in UT's 55-0 rout of Tennessee Tech (11/5) with offensive line paving the way for 7.1 yards per carry (best since 7.5 vs. South Alabama in 2013) and 9.1 yards per play (best since 9.4 vs. Troy on Nov. 3, 2012)
- Started at LG at South Carolina (10/29)
- Started at LG at Texas A&M (10/8)
- Started at LG in win at Georgia (10/1)
- Starting LG vs. Florida (9/24) as offense generated 498 total yards (319 passing, 179 rushing)
- Started at LG vs. Ohio (9/17), helping pave the way for 404 yards of total offense, including 201 rushing yards
- Started at LG in 2016 season opener vs. App State (9/1) and Battle at Bristol vs. Virginia Tech (9/10)

2015 - SOPHOMORE

- Games/Starts: 10/10
- Changed from #73 to #75 during preseason camp as a tribute to senior lineman Marcus Jackson, who suffered season ending injury early in camp
- Started and played 10 games in 2015, battling through injuries
- Helped Vols to 2,908 rushing yards, second most in school history, along with 422.3 yards per game
- Started first 19 games of his career before missing game at Alabama (10/24), 13 at right guard in 2014 and first six games in 2015 at left guard (Marcus Jackson's position)
- Helped Vols to 331 rushing yards in regular-season finale vs. Vanderbilt (11/28)
- Returned to action at Missouri (11/21) and helped Vols to 248 rushing yards, most vs. Tigers in 2015
- Sat out South Carolina (11/7) and North Texas (11/14)

games due to injury

- Returned to action at Kentucky (10/31),
- Missed first game of career with an ankle injury at #8 Alabama (10/24)
- Helped Vols to 604 yards of total offense including 399 rushing yards (most since 1994) vs. Bowling Green

2014 - FRESHMAN

- Games/Starts: 13/13
- True freshman became first UT player since current Miami Dolphin Ja'Wuan James (9/4/10 vs. UT-Martin) to start on offensive line in first college game when he did so vs. Utah State (8/31)
- Only member of the Vols offensive line to start all 12 games at the same position (right guard)
- Became fourth true freshman to start opener on OL: Bill Mayo (1981), Michael Munoz (2000), James (2010)
- Won starting right guard spot after moving from defensive line to offensive line on Aug. 4 after three practices

HIGH SCHOOL

- Played at Montgomery Bell Academy in Nashville, Tenn., for Marty Euverard
- 247 Sports: 3-star (No. 29 offensive guard, No. 10 prospect in Tenn.)
- ESPN: 3-star (No. 45 defensive tackle, No. 12 prospect in Tenn.)
- Rivals: 3-star (No. 13 prospect in Tenn.)
- Scout: 3-star (No. 78 defensive tackle)
- Two-way standout as a defensive tackle and offensive guard for MBA
- First-Team Tennessean All-Midstate selection as a senior in 2013
- Named to The Tennessean's Dandy Dozen as one of the top 12 players in the Midstate
- Helped Big Red to a 10-2 record as a senior
- Posted 74 tackles including 14 for a loss in 2013
- Also had four sacks and five passes defended as a senior

PERSONAL

- Full Name: Jashon LaQuinn Robertson
- Born: March 21, 1996
- Son of Monica Robertson
- Majoring in Economics



QUART'E SAPP

LINEBACKER

14

R-SOPHOMORE • 1L • 6-2 • 222
ALPHARETTA, GA. • MILTON H.S.

2016 - R-FRESHMAN

- Games/Starts: 2/0
- Made one tackle vs. Appalachian State (9/1)

2015 - FRESHMAN

- Games/Starts: 4/0
- Recorded three special teams tackles in four games during his freshman season
- Made two tackles in college debut vs. Bowling Green (9/5)

HIGH SCHOOL

- Lettered at Milton High School in Alpharetta, Ga., for coach Howie Decristofaro
- 247 Sports: 4-star (No. 15 OLB, No. 24 prospect in Georgia)
- ESPN: 4-star (No. 11 OLB No. 23 prospect in Georgia)
- Rivals: 4-star (No. 14 OLB No. 20 prospect in Georgia)
- Scout: 4-star (No. 27 OLB No. 6 OLB in Georgia)
- Member of ESPN 300
- Participated in 2014 The Opening
- Named to 2014 Atlanta Journal-Constitution 6A All-State First Team in Georgia
- Helped Eagles to an 11-2 record and Georgia state quarterfinals as a senior in 2014

CAREER STATISTICS

Defense	GP/GS	UT	AT	TT	Sack	TFL	FF	FR	PD	Int	High Tk
2015	4/0	3	0	3	0	0	0	0	0	0	2-BGSU
2016	2/0	1	0	1	0	0	0	0	0	0	1-ASU
Totals	6/0	4	0	4	0	0	0	0	0	0	2-BGSU

- Second team all-state in Class 6A by Georgia Sports Writers Association as a junior in 2013
- Atlanta Journal-Constitution honorable mention all-state in 2013
- Posted 113 tackles with 20 tackles for loss and four sacks as a junior in 2013
- Also had two interceptions and three forced fumbles as a junior
- Played basketball for the Eagles

PERSONAL

- Full Name: Quart'e Patrick Sapp
- Pronounced quar-TAY
- Born: March 6, 1997
- Son of Angel Davis-Sapp



SHAWN SHAMBURGER

DEFENSIVE BACK

15

FRESHMAN • HS • 6-0 • 191
MOULTRIE, GA. • COLQUITT COUNTY H.S.

HIGH SCHOOL

- Attended Colquitt County High School in Moultrie, Ga., playing for coach Rush Propst
- ESPN: 3-star (No. 102 CB, No. 141 prospect in Georgia)
- 247 Sports: 3-star (No. 110 CB, No. 103 prospect in Georgia)
- Rivals: 3-star (No. 66 CB, No. 76 prospect in Georgia)
- Scout: 3-star (No. 69 CB, No. 6 CB in Georgia)
- Named 2016 Georgia Sports Writers Association Class 7A Honorable Mention and All-Region 1-7A Utility Player of the Year
- As a senior in 2016, totaled 51 tackles (42 solo) with three tackles for loss, five interceptions, seven passes defended, two forced fumbles, one fumble recovery and half of a sack and also made nine receptions for 110 yards and one touchdown

- As a junior in 2015, posted 49 tackles (36 solo) with three interceptions, six passes defended, two forced fumbles and two field goal blocks
- Also ran track in high school

PERSONAL

- Full Name: Shawn Shamburger
- Born: July 17, 1997
- Son of Prentice and Victoria Stanton
- Majoring in Business



AUSTIN SMITH

LINEBACKER/DEFENSIVE LINE

11

R-SOPHOMORE • 1L • 6-3 • 236
BUFORD, GA. • BUFORD H.S.

2016 - SOPHOMORE

- Did not play in any games

2015 - FRESHMAN

- Games/Starts: 13/1
- Saw action as a true freshman, playing at SLB in place of injured Curt Maggitt
- Played all 13 games of 2015, as one of 17 true freshmen to play in 2015, making three tackles
- Drew first start, sixth true freshman to start in 2015, in regular-season finale vs. Vanderbilt (11/28)
- Made first tackle at Florida (9/26)

HIGH SCHOOL

- Lettered at Buford High School in Buford, Ga., for coach Jess Simpson
- 247 Sports: 3-star (No. 51 OLB, No. 87 prospect in Georgia)
- ESPN: 3-star (No. 35 OLB, No. 63 prospect in Georgia)
- Rivals: 3-star (No. 46 OLB No. 58 prospect in Georgia)
- Scout: 3-star (No. 39 OLB, No. 8 OLB in Georgia)
- Named to Atlanta Journal-Constitution All-State First Team in Class AAA

CAREER STATISTICS

Defense	GP/GS	UT	AT	TT	Sack	TFL	FF	FR	PD	Int	High Tk
2015	13/1	3	0	3	0	0	0	0	0	0	1-3x
2016											DNP - INJ
Totals	13/1	3	0	3	0	0	0	0	0	0	1-3x

CAREER HIGHS

Tackles 1 three times, last at Missouri, 11/22/15

- Named to 2014 Gainesville Times Second-Team All-Area
- Posted 67 tackles with eight tackles for loss and forced three fumbles as a senior in 2014
- Helped Buford to Georgia State Class AAAA Championship with a 15-0 record in 2014

PERSONAL

- Full Name: Austin Zachery Smith
- Born: Nov. 12, 1996
- Son of Tekesha and Alton Smith
- Brother of Autumn and Aubrey
- Majoring in Communications



JOSH SMITH

WIDE RECEIVER

25

R-SENIOR • 3L • 6-1 • 206
KNOXVILLE, TENN. • CHRISTIAN ACADEMY OF KNOXVILLE

2016 - R-JUNIOR

- Games/Starts: 12/6
- Caught two passes for 13 yards vs. Nebraska in the Franklin American Mortgage Music City Bowl (12/30)
- Returned one punt for three yards vs. Missouri (11/19)
- Made a 24-yard touchdown catch against Kentucky (11/12) and returned one punt for eight yards
- Had one catch for seven yards vs. Tennessee Tech (11/5)
- Caught one pass for one yard and returned two punts for 10 yards at South Carolina (10/29)
- One catch for 10 yards against Alabama (10/15)
- Had three catches for four yards and one punt return for 17 yards at Texas A&M (10/8)
- Caught two passes for 30 yards in win at Georgia (10/1), including season-long 31-yard catch in second quarter
- Recorded one five-yard catch vs. Florida (9/24)
- Had one catch for three yards vs. Virginia Tech (9/10)
- Made one tackle vs. Appalachian State (9/1)

2015 - R-SOPHOMORE

- Games/Starts: 13/7
- In 13 games in 2015, made 23 catches for 307 yards with two touchdowns; started last seven regular-season games
- Returned to action in 2015 after a medical redshirt season in 2014 following season-ending ankle injury suffered at Oklahoma (9/13/14)

CAREER STATISTICS

Receiving	GP/GS	No	Yds	Avg	Per/G	TD	Long	High Yd
2013	11/4	12	182	15.2	16.5	1	51-UO	51-UO
2014	3/1	10	135	13.5	45.0	1	40-OU	58-OU
2015	13/7	23	307	13.3	23.6	2	39-UGa	56-OU
2016	12/6	13	97	7.5	8.1	1	31-UGa	30-UGa
Totals	39/18	58	721	12.4	18.5	5	51-UO	58-OU

CAREER HIGHS

Receptions	5 at Oklahoma, 9/13/14
Receiving Yards	58 at Oklahoma, 9/13/14
Touchdowns	1, 5x, last vs. Kentucky, 11/12/16
Long Punt Return	16 at Texas A&M, 10/8/16

- In regular-season finale vs. Vanderbilt (11/28), had four catches for 50 yards
- Two catches for 28 yards vs. North Texas (11/14)
- Three catches for 42 yards vs. South Carolina (11/7)
- Scored second touchdown of season on an 11-yard catch to even score at 7-7 at #8 Alabama (10/24), also had key 27-yard catch on late scoring drive finishing with two catches for 38 yards
- Hauled in the 39-yard touchdown, that started the Vols rally from 24-3 deficit to score 28 points in a row in

38-31 win over #19 Georgia (10/10), finished with two catches for 40 yards

- Two catches for 34 yards vs. Arkansas (10/3)
- Led Vols with four catches for 56 yards vs. #19 Oklahoma (9/12)
- Returned to action in 2015 opener vs. Bowling Green (9/5)

2014 - SOPHOMORE

- Games/Starts: 3/1
- Awarded medical redshirt after suffering season-ending ankle injury at Oklahoma on Sept. 13
- Played in just three games and was sidelined after the game at #4/3 Oklahoma (9/13)
- Had 10 catches for 135 yards with a TD in three games
- Career high five catches for career-best 58 yards including 40-yard touchdown at #4/3 Oklahoma (9/13)
- Two catches including reception for 21 yards as he hurdled defender vs. Arkansas State (9/6)
- Three catches for 48 yards vs. Utah State (8/31)

2013 - FRESHMAN

- Games/Starts: 11/4
- In 11 games, made four starts in 2013 with 12 catches for 182 yards with one touchdown
- Returned with a 9-yard catch at #1 Alabama (10/26)
- Missed game vs. #11 South Carolina (10/19) with injury
- Made a 26-yard catch vs #6 Georgia (10/5)
- First career touchdown on a 29-yard pass as part of three catches for 40 yards vs. South Alabama (9/28)
- In first career start, caught a career-long 51-yard catch at #2 Oregon (9/14)
- Led Vols with three catches for 36 yards vs. WKU (9/7)
- One of 11 true freshman to make debut vs. Austin Peay (8/31), made first career catch for nine yards

HIGH SCHOOL

- Coached by Rusty Bradley at CAK
- Rated 3-star by Rivals (No. 24 prospect in Tennessee)
- Rated 3-star by 247Sports (No. 16 prospect in Tennessee)
- Rated 3-star by ESPN (No. 27 prospect in Tennessee)
- All-State wide receiver at CAK as a junior and senior
- Named All-District as a sophomore, junior and senior
- Racked up more than 4,000 receiving yards along with 52 receiving touchdowns in prep career
- As a senior in 2012, hauled in 65 catches for 1,176 yards and 15 touchdowns despite being sidelined early in season
- On defense as a senior, had 48 tackles and one interception



TREY SMITH

OFFENSIVE LINE

73

FRESHMAN • HS • 6-6 • 320

HUMBOLDT, TENN. • UNIVERSITY SCHOOL OF JACKSON

HIGH SCHOOL

- ESPN: 5-star (93 scout grade, No. 1 overall prospect in nation, No. 1 OT in nation, No. 1 prospect in region, No. 1 prospect in Tennessee)
- Scout: 5-star (No. 22 overall prospect in nation, No. 4 OT in nation, No. 2 OT in South, No. 1 OT in Tennessee)
- 247Sports: 5-star (No. 25 overall prospect in nation, No. 5 OT in nation, No. 3 prospect in Tennessee)
- Rivals: 4-star (No. 97 overall prospect in nation, No. 12 OT in nation, No. 5 prospect in Tennessee)
- Member of ESPN 300
- Attended the University School of Jackson in Jackson,

CAREER GAME-BY-GAME

2013	Opp.	Rec-Yards-TD, Lg	2014	Opp.	Rec-Yards-TD, Lg
Austin Peay	1-9-0, 9		Utah State	3-48-0, 38	
W. Kentucky	3-37-0, 16		Ark. State	2-29-0, 21	
at Oregon	1-51-0, 51		at Oklahoma	5-58-1, 4	
at Florida	1-2-0, 2		at Georgia	DNT-INJ	
So. Alabama	3-40-1, 29		Florida	DND-INJ	
Georgia	1-26-0, 26		Chattanooga	DND-INJ	
So. Carolina	DNP-INJ		at Ole Miss	DNT-INJ	
at Alabama	1-9-0, 9		Alabama	DND-INJ	
at Missouri	1-9-0, 9		at So. Carolina	DNT-INJ	
Auburn	0-0-0		Kentucky	DND-INJ	
Vanderbilt	0-0-0		Missouri	DND-INJ	
at Kentucky	0-0-0		at Vanderbilt	DNT-INJ	
			vs. Iowa	DNP-INJ	

2015	Opp.	Rec-Yards-TD, Lg	2016	Opp.	Rec-Yards-TD, Lg
vs. B. Green	0-0-0		App State	0-0-0	
Oklahoma	4-56-0, 20		vs. V Tech	1-4-0	
W. Carolina	2-8-0, 5		Ohio	DNP-INJ	
at Florida	1-6-0, 6		Florida	1-5-0	
Arkansas	2-34-0, 20		at Georgia	2-30-0, 31	
Georgia	2-40-1, 39		at Texas A&M	3-4-0, 5	
at Alabama	2-38-1, 27		Alabama	1-10-0, 10	
at Kentucky	1-5-0, 5		at S. Carolina	1-1-0, 1, 2-10 PR	
So. Carolina	3-42-0, 15		Tenn. Tech	1-7-0, 7, 1-2 PR	
No. Texas	2-28-0, 21		Kentucky	1-24-1, 24, 1-8 PR	
at Missouri	0-0-0		Missouri	0-0-0, 1-3 PR	
Vanderbilt	4-50-0, 17		at Vanderbilt	0-0-0	
Northwestern	0-0-0		vs. Nebraska	2-13-0	

- Named District Offensive MVP as a junior
- In 2011, as a junior, made 96 catches for 1,911 yards (14.70 yards per game) and 22 touchdowns
- Ranked ninth in the nation in total receiving yards with most in the state of Tennessee

PERSONAL

- Full Name: Joshua Walker Smith
- Born: March 24, 1994
- Son of Butch and Jennifer Smith
- Majoring in Sports Management
- Recipient of the Willis Tucker Memorial Athletic Scholarship Endowment
- Recipient of Emmon Love Athletic Memorial Endowed Scholarship

- Tenn., playing for coach Rusty Bradley
- Four-year letterwinner and one year captain at University School of Jackson
- Earned all-state honors from 2015-17
- Winner of the 2016 Bobby Dodd Award by the Touchdown Club of Atlanta
- 2017 Under Armour All-American and 2016 USA TODAY/American Family Insurance All-USA First Team
- 2016 MaxPreps Football All-American First Team Offense
- 2015-2016 Nike+ The Opening
- Two-time Tennessee Mr. Football, two-time District OL of the Year, two-time Player of the Year, two-time Offensive Lineman of the Year

PLAYERS

- Bruins finished 9-4 in 2016, reaching the semi-finals of the playoffs
- Had 140 pancake blocks as a junior in 2015

PERSONAL

- Chose Tennessee over Ohio State, Ole Miss and Alabama



MARCUS TATUM

OFFENSIVE LINE

68

SOPHOMORE • 1L • 6-6 • 281

ORMOND BEACH, FLA. • MAINLAND H.S.

2016 - FRESHMAN

- Games/Starts: 2/0
- Played off the bench in win vs. Tennessee Tech (11/5)
- Made career debut vs. Alabama (10/15), entering off the bench at LT in relief of starter Brett Kendrick

HIGH SCHOOL

- 247 Sports: 3-star (No. 42 OT, No. 60 prospect in Florida)
- ESPN: 4-star (No. 33 OT, No. 70 prospect in Florida)
- Rivals: 3-star (No. 45 OT)
- Scout: 4-star (No. 22 OT, No. 1 OT in Florida)
- Lettered at Mainland High School in Daytona Beach, Fla., for coach Scott Wilson
- PrepStar All-Southeast Region selection

- Full Name: Henry Louis Smith
- Born: June 16, 1999
- Son of Henry Smith and the late Dorsetta Smith
- Younger brother of Tennessee Football Executive Assistant to the Head Coach Ashley Smith
- Majoring in Sport Management with a minor in Business

- Helped Buccaneers to an 11-2 record in 2015 and a berth in the Florida Regional Finals
- All-Central Florida Football Second Team
- Florida All-State Class 6A First Team
- Member of Orlando Sentinel's 2016 Central Florida Super60

PERSONAL

- Full Name: Marcus Tatum
- Born: Dec. 11, 1997
- Son of Kellee Washington
- Recipient of Armstrong Relocation Athletic Scholarship Fund
- Majoring in Kinesiology



DARRELL TAYLOR

DEFENSIVE LINE

19

R-SOPHOMORE • 1L • 6-4 • 254

WAVERLY, VA. • HOPEWELL H.S.

2016 - R-FRESHMAN

- Games/Starts: 8/0
- Made two tackles in win over Missouri (11/19)
- Had one tackle vs. Kentucky (11/12)
- Recorded career highs with three tackles, one TFL three QB hurries and one pass breakup against Tennessee Tech (11/5)
- Had one tackle vs. Alabama (10/15)
- Made career debut vs. Virginia Tech (9/10) in the Battle at Bristol, recording two tackles

2015 - FRESHMAN

- Redshirt season, did not play in any games

HIGH SCHOOL

- Lettered at Hopewell High School in Hopewell, Va., for coach Ricky Irby
- 247 Sports: 4-star (No. 13 weakside DE, No. 11 prospect in Virginia)
- ESPN: 4-star (No. 35 athlete, No. 11 prospect in Virginia)
- Rivals: 4-star (No. 12 weakside DE, No. 13 prospect in Virginia)
- Scout: 4-star (No. 22 DE, No. 3 DE in Virginia)
- Played in Semper Fidelis All-American Bowl in 2014
- Earned second team all-state honors as a defensive end as a senior in 2014
- Member of All-Region 3A East First Team in 2014
- Played on both sides of the ball as a defensive end and wide receiver

CAREER STATISTICS

Defense	GP/GS	UT	AT	TT	Sack	TFL	FF	FRQBH	Int	High Tk	
2015											
		DNP - REDSHIRT									
2016	8/0	6	3	9	0-0	1-1	0	0	3	0-0	3-TTU
Totals	8/0	6	3	9	0-0	1-1	0	0	3	0-0	3-TTU

- Recorded 60 tackles including 19.0 tackles for loss and 11 sacks as a senior in 2014
- Had 29 receptions for 356 yards with five receiving touchdowns as a senior
- Also blocked two field goals, forced three fumbles and defended six passes
- As a junior in 2013 posted 49 tackles, 15.5 tackles for a loss and nine sacks
- Also played basketball for three seasons averaging nearly 10.0 points per game

PERSONAL

- Full Name: Darrell Lamond Taylor
- Born: March 24, 1997
- Son of Nakia Rosario and Darrell Taylor Sr.
- Brother of Rhianna, Yasmine and Jeremiah



RYAN THAXTON

DEFENSIVE LINE

44
FRESHMAN • HS • 6-4 • 236
ALEXANDRIA, VA. • ST. AGNES SCHOOL

HIGH SCHOOL

- Attended St. Agnes School in Alexandria, Va., playing for coach Bernard Joseph
- ESPN: 3-star (No. 95 DE, No. 30 prospect in Virginia)
- 247 Sports: 3-star (No. 38 DE, No. 23 prospect in Virginia)
- Rivals: 3-star (No. 34 DE, No. 21 prospect in Virginia)
- Scout: 3-star (No. 103 DE, No. 5 DE in Virginia)
- Also played basketball in high school

PERSONAL

- Full Name: Shawn Shamburger
- Born: December 19, 1998
- Son of Anthony and Kim Thaxton
- Majoring in Business



COLEMAN THOMAS

OFFENSIVE LINE

55
SENIOR • 3L • 6-5 • 309
MAX MEADOWS, VA. • FORT CHISWELL H.S.

CAREER HONORS

- 2016 Fall Watch List for the Rimington Trophy
- 2016 Lindy's Sports Preseason Second Team All-SEC
- 2016 Spring Watch List for the Rimington Trophy
- SEC Offensive Lineman of the Week (11/23/15)
- 2014 Campus Insiders Honorable Mention Freshman All-American

2016 - JUNIOR

- Games/Starts: 11/9
- Started at C vs. Nebraska in Franklin American Mortgage Music City Bowl (12/30), paving the way for 521 yards of total offense (230 rushing) without giving up any sacks
- Started at C at Vanderbilt (11/26) and helped pave the way for of 516 yards of total offense
- Started at C in 63-37 win over Missouri (11/19), paving the way for 609 yards of offense and as season-high 386 rushing yards
- Started at RG and moved to C in 49-36 win vs. Kentucky (11/12), helping pave the way for 599 yards of offense and 376 rushing yards (UT's most in an SEC game since 406 vs. Vanderbilt on Nov. 26, 1994). Vols' 10.2 yards per play was their most since setting the school record at 10.9 against Kentucky in 2000 and their 9.2 yards per rush was the best mark since 9.5 yards per rush against Auburn on Dec. 4, 2004.
- Started at C in UT's 55-0 rout of Tennessee Tech (11/5) with offensive line paving the way for 7.1 yards per carry (best since 7.5 vs. South Alabama in 2013) and 9.1 yards per play (best since 9.4 vs. Troy on Nov. 3, 2012)
- Started at center against Alabama (10/15)
- Played center, coming off the bench at Texas A&M (10/8) following injury to Dylan Wiesman
- Played off the bench vs. Florida (9/24)
- Made start at right tackle vs. Ohio (9/17), helping pave way for 404 yards of offense, including 201 rushing yards
- Started at center in vs. Appalachian State (9/1) and Virginia Tech (9/10)

2015 - SOPHOMORE

- Games/Starts: 13/13
- Started all 13 games in 2015 (12 at center and one at right tackle), second year with Vols
- Vols offense has averaged 422.3 yards per game and 223.7 yards rushing (second in SEC) per game in 2015
- Vols had 200-plus rushing yards in nine games and 500-plus yards of offense in three games
- Vols' 2,908 rushing yards are second all-time at UT
- Vols gained 331 rushing yards vs. Vanderbilt (11/28)
- Named SEC Offensive Lineman of the Week (Nov. 23) after Missouri game, helping Vols to 248 rushing yards
- Helped Vols to 248 rushing yards in win at Missouri (11/21), as Tigers were leading SEC in fewest rushing yards allowed (113) entering the game
- Started at right tackle in win over #19 Georgia (10/10) as Vols piled up 519 yards of offense
- Vols gained 254 rushing yards at Florida (9/26), most in the series
- In first start at center vs. Bowling Green (9/5), helped Vols to 399 rushing yards, the most since 1994, as part of 604 overall yards of total offense

2014 - FRESHMAN

- Games/Starts: 11/5
- Played 11 total games including first seven games in 2014, starting five at right tackle
- Returned to action vs. Kentucky (11/15) after sitting out games vs. #4 Alabama (10/25) and at South Carolina (11/1) with an ankle injury
- True freshman moved into starting lineup at right tackle at Oklahoma (9/13)
- Drew first start at right tackle at #4/3 Oklahoma (9/13)
- One of 21 true freshmen to debut vs. Utah State (8/31)
- Had black stripe removed on Aug. 23 at Neyland Stadium

HIGH SCHOOL

- Played at Fort Chiswell High School in Max Meadows, Va., for coach Stephen James
- 247Sports: 3-star (No. 8 center, No. 23 prospect in

PLAYERS

- Virginia)
- ESPN: 3-star (No. 10 center, No. 29 prospect in Virginia)
- Rivals: 3-star (No. 9 center, No. 14 prospect in Virginia)
- Scout: 3-star (No. 5 center)
- Helped Pioneers to 12-2 record, playoff berth in 2013 as a senior
- Played on both sides of the ball, earning Region 1A West Defensive Player of the Year as a senior
- Earned Offensive and Defensive Lineman of the Year honors in Region 1A as a senior
- First Team All-Region on both offense and defense as a senior in 2013
- Named First Team All-Timesland offensive lineman after junior year in 2012



SHY TUTTLE

DEFENSIVE LINE

JUNIOR • 2L • 6-2 • 308

MIDWAY, N.C. • NORTH DAVIDSON H.S.

2

CAREER HONORS

- 2015 Lindy's Sports No. 5 Impact True Freshman

2016 - SOPHOMORE

- Games/Starts: 7/1
- Is out for the remainder of the season due to injury as announced by Butch Jones on 10/29
- Made first start of career at defensive tackle against South Carolina (10/29), recording one TFL before exiting due to injury
- Tallied two tackles and one batted ball that resulted in an interception for Derek Barnett vs. Alabama (10/15)
- Matched season high with two tackles (one solo) at Texas A&M (10/8)
- Made one tackle in comeback win at Georgia (10/1)
- Played in win vs. Florida (9/24)
- Had one tackle vs. Ohio (9/17)
- Made season debut vs. Virginia (9/10), coming off bench and recording two tackles, one fumble recovery and one pass break-up

2015 - FRESHMAN

- Games/Starts: 6/0
- Suffered broken fibula in win over #19 Georgia (10/10) and missed remainder of the season
- Had black stripe removed on Aug. 16, second true freshman, following Kyle Phillips to have stripe removed
- Played in first six games in first season, making 10 tackles with one fumble recovery and a blocked kick
- Two tackles in win over #19 Georgia (10/10) before suffering season-ending injury.
- Five tackles vs. Arkansas (10/3), along with a blocked field goal
- Two tackles at Florida (9/26)
- First tackle and fumble recovery came vs. Western Carolina (9/19)
- Played in two games in first college season
- One of 15 true freshmen to debut vs. Bowling Green (9/5)

HIGH SCHOOL

- Lettered at North Davidson High School in Winston-Salem, N.C., for coach Mark Holcomb
- 247 Sports: 5-star (No. 24 overall prospect, No. 5 DT, No. 1 prospect in North Carolina)
- ESPN: 4-star (No. 41 overall prospect, No. 6 DT, No. 1 prospect in North Carolina)

- Named All-Southwest Virginia Honorable Mention center as a sophomore in 2011
- Earned Second Team All-Region as a linebacker in 2011 after sophomore season and Honorable Mention All-Region as a center that season

PERSONAL

- Full Name: James Coleman Thomas
- Born: March 6, 1996
- Son of Richie and Kyle Thomas
- Majoring in Arts and Sciences
- Recipient of the Plateau Athletic Scholarship Fund
- Recipient of Robert E. White Athletic Scholarship Endowment

CAREER STATISTICS

Defense	GP/GS	UT	AT	TT	Sack	TFL	FF	FR	PD	Int	High Tk
2015	6/0	3	7	10	0-0	0-0	0	1	0	0-0	5-Ark.
2016	7/1	3	6	9	0-0	1-1	0	1	2	0-0	2-3x
Totals	13/1	6	13	19	0-0	1-1	0	2	2	0-0	5-Ark.

CAREER HIGHS

Tackles	5 vs. Arkansas, 10/3/15
QB Hurries	1 vs. Oklahoma, 9/12/15
Fumble Recovery	1 vs. Western Carolina, 9/19/15 & vs. Virginia Tech, 9/10/16
Blocked Kick	1 vs. Arkansas, 10/3/15

- Rivals: 4-star (No. 55 overall prospect, No. 7 DT No. 2 prospect in North Carolina)
- Scout: 4-star (No. 83 overall prospect, No. 9 DT, No. 1 DT in North Carolina)
- Played in 2015 Under Armour All-American Game
- Selected to 2014 Shrine Bowl
- Member of ESPN 300
- Honored as 2014 MaxPreps Second Team All-American
- Four-year starter and three-time All-Northwest selection
- In four years with the Knights, had 315 tackles, 66 tackles for loss and 35 sacks
- Three-time CPC pick
- Acclaimed as one of the 'most highly-recruited players' out of Northwest North Carolina by Journal Now
- Posted 67 tackles with 17 tackles for a loss with five sacks and four forced fumbles as a senior in 2014
- As a junior in 2013, had 77 tackles, nine TFLs, three sacks
- Named a Sophomore All-American by MaxPreps in 2012
- Had 97 tackles, 26 tackles for a loss and 18 sacks as a sophomore
- Began prep career with 74 tackles, 14 tackles for loss and nine sacks as a freshman in 2011
- Also played basketball and competed in track and field with the Knights

PERSONAL

- Full Name: Shyheim Devonte Tuttle
- Born: Oct. 20, 1995 in Midway, N.C.
- Son of Consuelo Tuttle
- Majoring in Communication Studies



KENDAL VICKERS

DEFENSIVE LINE

39
R-SENIOR • 3L • 6-3 • 295
HAVELOCK, N.C. • HAVELOCK H.S.

2016 - R-JUNIOR

- Games/Starts: 13/13
- Was Tennessee's anchor inside, starting all 13 games at defensive tackle and posting career highs with 38 tackles, 2.5 sacks, 6.0 tackles for loss, one forced fumble and two quarterback hurries
- Had three tackles against Nebraska in Franklin American Mortgage Music City Bowl (12/30)
- Made 25th-straight start at defensive tackle at Vanderbilt (11/26), posting two tackles and one QB hurry
- Finished with two tackles and one QB hurry vs. Missouri (11/19)
- Posted four tackles (three solo) vs. Kentucky (11/12)
- Had 0.5 sack vs. Tennessee Tech (11/5)
- Recorded a career-high seven tackles and had 1.0 sack at South Carolina (10/29)
- Had four tackles and 0.5 TFL at Texas A&M (10/8)
- Recorded a career-high five tackles and one TFL at Georgia (10/1)
- Had three tackles (two solo) in win vs. Florida (9/24)
- Tied career high with four tackles and had first sack and first forced fumble of career vs. Virginia Tech (9/10)
- Started at DT in season opener vs. App State (9/1), recording three tackles and career-high 2 TFLs

2015 - R-SOPHOMORE

- Games/Starts: 13/13
- Starting defensive tackle in third year in the program, started all 13 games with 20 tackles and 1.5 TFLs and a half-sack in 2015
- Nine solo tackles, 11 assisted tackles
- Recorded a half-sack in Tennessee's Outback Bowl win vs. Northwestern (1/1)
- Three tackles at #8 Alabama (10/24)
- Matched career high with four tackles and TFL for four yards vs. W. Carolina (9/19)
- First career start came vs. Bowling Green (9/5) as he made first four tackles of his career (also career high)

2014 - R-FRESHMAN

- Games/Starts: 5/0
- Saw action in five games, Chattanooga (10/11), Kentucky (11/15), #19 Missouri (11/22), at Vanderbilt (11/29) and vs. Iowa in the TaxSlayer Bowl (1/2)

2013 - FRESHMAN

- Redshirt season, did not play in any games

HIGH SCHOOL

- Played at Havelock High School in North Carolina for coach Jim Bryant
- Rivals: 3-star
- 247Sports Composite: 3-star (No. 84 Weak-Side Defensive End and No. 52 best player from N. Carolina)
- Scout: 3-star (No. 195 DE prospect)
- ESPN: 2-star (No. 123 overall defensive end, No. 60 best player from North Carolina)
- Three-year letterwinner and 2012 captain at Havelock High School, helping team to back-to-back 3-A State Championship titles as a junior (16-0) and as a senior (15-1)
- Named All-State in his senior season, All-Conference in his

CAREER STATISTICS

Defense	GP/GS	UT	AT	TT	Sack	TFL	FF	FR	QH	Int	High Tk
2014	5/0	0	0	0	0-0	0-0	0	0	0	0-0	--
2015	13/13	9	11	20	0.5-4	1.5-7	0	0	1	0-0	4-2x
2016	13/13	19	19	38	2.5-15	6-21	1	0	2	0-0	7-SC
Totals	31/26	28	30	58	3-19	7.5-28	1	0	3	0-0	7-SC

CAREER HIGHS

Tackles	7 at South Carolina, 10/29/16
Tackles for Loss	2 vs. Appalachian State, 9/1/16
Sacks	1 vs. Virginia Tech, 9/10/16, at South Carolina, 10/29/16

CAREER GAME-BY-GAME

2015 Opp.	U-A-T, Other	2016 Opp.	U-A-T, Other
vs. B. Green	2-2-4	App State	2-1-3, 2-5 tfl
Oklahoma	0-0-0	vs. V Tech	2-2-4, 1-8 tfl, 1 ff
W. Carolina	2-2-4, 1-3 tfl	Ohio	0-0-0
at Florida	1-1-2	Florida	2-1-3
Arkansas	0-0-0	at Georgia	1-4-5, 1-1 tfl
Georgia	0-0-0, qh	at Texas A&M	0-4-4, 0.5-0 tfl
at Alabama	1-2-3	Alabama	0-0-0
at Kentucky	0-0-0	at S. Carolina	6-1-7, 1.0-2 sk, 1-2 tfl
So. Carolina	1-0-1	Tenn. Tech	0-1-1, 0.5-5 sk, 0.5-5 tfl
No. Texas	1-0-1	Kentucky	3-1-4
at Missouri	0-2-2	Missouri	2-0-2, 1 qh
Vanderbilt	1-1-2	at Vanderbilt	0-2-2, 1 qbh
Nwestern	0-1-1, 0.5-4 sk, 0.5-4 tfl	vs. Nebraska	1-2-3

- junior and senior seasons and All-Area each of his seasons
- Named a NCHSAA AAA Scholar-Athlete during his senior season

PERSONAL

- Full Name: Kendal Bryant Vickers
- Born: May 23, 1995
- Son of Lloyd and Cynthia Vickers
- Majoring in Communication Studies
- Recipient of the Toby McKenzie Athletic Scholarship
- Recipient of Dr. Howard R. & June H. Brown Athletic Scholarship
- Recipient of Sarah Booth Reid Men's Athletic Endowed Scholarship



NIGEL WARRIOR

DEFENSIVE BACK

18

SOPHOMORE • 1L • 6-0 • 194
DULUTH, GA. • PEACHTREE RIDGE H.S.

CAREER HONORS

- 2016 SEC All-Freshman Team

2016 - FRESHMAN

- Games/Starts: 12/1
- Saw action on defense and on special teams
- Made first start of career at strong safety against Missouri (11/19), matching career high with seven tackles (five solo)
- Had one tackle vs. Kentucky (11/12)
- Led the Vols with a career-high seven tackles (six solo) and had one tackle for a loss vs. Tennessee Tech (11/5)
- Saw action off the bench and on special teams at South Carolina (10/29), recording two tackles
- Recorded career-high five tackles against Alabama (10/15)
- Was ejected in second quarter at Texas A&M (10/8) for targeting while making a block on a UT punt return
- Made career debut against Appalachian State (9/1)

HIGH SCHOOL

- 247 Sports: 4-star (No. 44 overall prospect, No. 2 safety, No. 6 prospect in Georgia)
- ESPN: 4-star (No. 157 overall prospect, No. 8 safety, No. 16 prospect in Georgia)
- Rivals: 4-star (No. 92 overall prospect, No. 4 safety, No. 11 prospect in Georgia)
- Scout: 5-star (No. 20 overall prospect, No. 2 safety, No. 1 safety in Georgia)
- Lettered at Peachtree Ridge High School in Suwanee, Ga., for coach Mark Fleetwood
- 2016 U.S. Army All-American
- Participated in The Opening in 2016
- Member of ESPN 300

CAREER STATISTICS

Defense	GP/GS	UT	AT	TT	Sack	TFL	FF	FR	PD	Int	High Tk
2016	12/1	19	3	22	0-0	1-1	0	0	0	0-0	7-2x

CAREER HIGHS

Tackles	7, twice, vs. Tennessee Tech, 11/5/16, vs. Missouri, 11/19/16
Tackles For Loss	1 vs. Tennessee Tech, 11/5/16

- Named First Team Class AAAAA All-Georgia in 2016
- Defensive MVP of the RisingSeniors.com All-Star Game
- Played on both sides of the ball, at safety and running back, rushing 14 times for 146 yards and two touchdowns in 2015
- On defense, posted 30 tackles with three interceptions and a fumble recovery as a senior
- Named SEC Country's Defensive Recruit of the Week following two-interception, five-tackle game vs. North Gwinnett (10/9/15)
- Also played basketball and ran track in high school

PERSONAL

- Full Name: Nigel Dale Warrior
- Born: Dec. 14, 1997
- Son of Tangie Warrior and Dale Carter
- Father was an All-American at Tennessee in 1990 and 1991 and went on to an All-Pro career in the NFL with the Kansas City Chiefs
- Recipient of Aggregates USA, LLC Athletic Scholarship Fund



SETH WASHINGTON

QUARTERBACK

9

FRESHMAN • HS • 6-0 • 199
DALLAS, TEXAS • EPISCOPAL SCHOOL OF DALLAS

HIGH SCHOOL

- Attended Episcopal School of Dallas in Dallas, Texas, playing for coach Richard Williams
- ESPN: 3-star (No. 37 dual-threat QB, No. 132 prospect in Texas)
- 247 Sports: 3-star (No. 31 dual-threat QB, No. 201 prospect in Texas)
- Rivals: 2-star
- Scout: 3-star (No. 99 QB, No. 14 QB in Texas)
- Also played basketball in high school
- Threw for 1,081 yards and 13 touchdowns as a senior despite battling injury

- Threw for 2,655 yards and 33 touchdowns while rushing for 300 yards and two touchdowns as a junior
- Set single-game school record for touchdown passes with six
- All-Southwest Prep Conference honoree in 2015 & 2016

PERSONAL

- Full Name: Seth DeCarlo Washington
- Born: May 6, 1998
- Son of Monte and Lisa Washington
- Majoring in Marketing



SHAQ WIGGINS

DEFENSIVE BACK

6

R-SENIOR • TR • 5-10 • 169
TYRONE, GA. • LOUISVILLE

CAREER HONORS

- 2015 All-ACC Honorable Mention (Coaches & Media)

2016 - SENIOR (LOUISVILLE)

- Played in eight games while battling injuries
- Recorded eight tackles, one tackle for loss and three pass breakups

2015 - JUNIOR (LOUISVILLE)

- All-ACC Honorable Mention
- Started all 13 games at corner for the Cardinals
- Made 30 tackles and led the team with 11 pass breakups
- Had two interceptions - one against Clemson (9/17) and one at Wake Forest (10/30)

2014 - SOPHOMORE (LOUISVILLE)

- Did not play due to transfer rules

2013 - FRESHMAN (GEORGIA)

- Played in 12 games and made eight starts as a true freshman for the Bulldogs
- Led team with two interceptions
- Intercepted a pass against Nebraska in the 2014 TaxSlayer.com Gator Bowl (1/1)
- Returned an interception 39 yards for a touchdown at Vanderbilt (10/19)

HIGH SCHOOL

- Attended Sandy Creek High School in Georgia, playing for coach Chip Walker

CAREER STATISTICS

Defense	GP/GS	UT	AT	TT	Sack	TFL	FF	FR	PD	Int	High Tk
2013-UGA	12/8	17	2	19	0-0	3-5	0	0	4	2	N/A
2015-LOU	13/13	18	12	30	0-0	0.5-1	0	0	11	2	5-CLEM
2016-LOU	8/1	6	2	8	0-0	1-1	0	0	3	0	2-4x
Totals	33/22	41	16	57	0-0	4.5-7	0	0	18	4	5-CLEM

CAREER HIGHS

Tackles	5 vs. Clemson, 9/17/15
Tackles For Loss	N/A
Interceptions	1 at Vanderbilt, 10/19/13, vs. Nebraska, 1/1/14 vs. Clemson, 9/17/15, at Wake Forest, 10/30/15
Interception Return Yards	39 at Vanderbilt, 10/19/13

- Four-star prospect by all major recruiting services
- No. 39 on ESPN 150 List
- Member of 2012 Georgia Sports Writers Association All-State Class AAAA first-team defense
- Played in 2013 Under Armour All-America game
- Named to Atlanta Journal-Constitution All-State Class AAAA defense

PERSONAL

- Full Name: Shaquille Wiggins
- Born: December 16, 1994
- Son of Alvin and Carlis Wiggins



LATRELL WILLIAMS

WIDE RECEIVER

8

R-FRESHMAN • RS • 5-11 • 175
LAKE CITY, FLA. • COLUMBIA H.S.

2016 - FRESHMAN

- Did not play in any games

HIGH SCHOOL

- 247 Sports: 3-star (No. 62 WR, No. 50 prospect in Florida)
- ESPN: 4-star (No. 75 WR, No. 67 prospect in Florida)
- Rivals: 2-star
- Scout: 3-star (No. 128 WR, No. 22 wide receiver in Florida)
- Lettered at Columbia High School in Hialeah, Florida for coach Brian Allen
- Helped Lions to 12-2 record as a senior in 2015 as team advanced to Florida state semifinals
- Speedy receiver has been clocked with a 4.27 in the 40-yard dash
- Caught 68 passes for 1,035 yards with nine receiving touchdowns as a senior
- Returned 11 kickoffs for 395 yards (35.9 yards per return) with two touchdowns, had three returns for

- 94-plus yards
- Also ran 20 times for 155 yards and two rushing scores
- Named USA Today Athlete of Week on Dec. 2, 2015

PERSONAL

- Full Name: Latrell Demarcus Williams
- Born: July 19, 1997
- Son of Tarnita Smith
- Majoring in Kinesiology



ELI WOLF

TIGHT END

80

R-SOPHOMORE • 1L • 6-4 • 224
MINSTER, OHIO • MINSTER H.S.

2016 - R-FRESHMAN

- Games/Starts: 6/0
- Recorded one catch for eight yards against Tennessee Tech (11/5)
- Made career debut vs. Appalachian State (9/1)

2015 - FRESHMAN

- Squad member, did not play in any games

HIGH SCHOOL

- Lettered at Minster High School in Minster, Ohio for coach Geron Stokes
- Rivals: 2-star
- Scout: 2-star
- Set Minster record for career receptions (124), receiving yards (2,234) and receiving touchdowns (27) over three varsity seasons (2012-14)
- Holds every Minster receiving record for a career, season and game
- 2014 MAC All-Ohio First Team Offensive End
- Had school-record 74 receptions and school-record 1,319 receiving yards as a senior in 2014
- Helped Wildcats to 2014 Ohio State Division VI Championship

CAREER HIGHS

Receptions	1 vs. Tennessee Tech, 11/5/16
Receiving Yards	8 vs. Tennessee Tech, 11/5/16

- Caught nine passes, including three touchdowns, for 145 yards in state title game
- Honored as Division VI All-Ohio Special Mention as a junior in 2013
- Posted 43 catches for 907 yards as a junior in 2013
- Holds top three records for receptions in a game with 10 and nine
- Set school record for receiving yards in a game with 250 on school-mark of 10 catches vs. Anna in 2013

PERSONAL

- Full Name: Elijah Wolf
- Born: March 11, 1997
- Son of Shelly and James Wolf
- Brother of Ethan, tight end with the Vols
- Majoring in Marketing



ETHAN WOLF

TIGHT END

82

SENIOR • 3L • 6-6 • 258
MINSTER, OHIO • MINSTER H.S.

CAREER HONORS

- 2016 John Mackey Award Preseason Watch List

2016 - JUNIOR

- Games/Starts: 13/12
- Had one catch for 15 yards vs. Nebraska in Franklin American Mortgage Music City Bowl (12/30)
- Matched season high with four catches at Vanderbilt (11/26), totaling 33 yards
- Started at tight end and had one catch for 11 yards vs. Missouri (11/19)
- Had four catches for 44 yards and a 10-yard touchdown reception in win vs. Kentucky (11/12) and helped block for a UT rushing attack that gained 376 yards, the Vols most in an SEC game since rushing for 406 against Vanderbilt in 1994
- Caught one pass for 25 yards at South Carolina (10/29)
- Two catches for 30 yards vs. Alabama (10/15)
- Caught two passes for 14 yards at Texas A&M (10/8)
- Made a 20-yard touchdown catch with 59 seconds left in the third quarter vs. Florida (9/24) to bring the Vols to within 21-17 after extra point during UT comeback
- One catch for seven yards vs. Ohio (9/17)
- Hauled down four catches for 40 yards in 2016 season opener vs. Appalachian State (9/1)
- Vols' returning starter at tight end, has started 23 of 25

CAREER STATISTICS

Receiving	GP/GS	No	Yds	Avg	Per/G	TD	Long	High Yd
2014	12/11	23	212	9.2	17.1	0	24-UGa	69-UGa
2015	13/12	23	301	13.1	23.2	2	34-UGa	56-UGa
2016	13/12	21	239	11.4	18.4	2	25-SC	25-SC
Totals	37/34	66	737	11.2	19.9	4	34-UGa	69-UGa

CAREER HIGHS

Receptions	5 vs. Arkansas State, 9/6/14 & at Georgia, 9/27/14
Receiving Yards	69 at Georgia, 9/27/14
Touchdowns	2 vs. Bowling Green, 9/5/15

games in his career, including all 13 games in 2015

2015 - SOPHOMORE

- Games/Starts: 13/12
- Vols returning starter at tight end, has started 23 of 25 games in his career including all 12 regular-season games in 2015
- Had a catch in first 11 games of the 2015 season before being held without one vs. Vanderbilt (11/28)
- Tied for fourth on team with 23 catches for 301 yards (fourth on team) with two touchdowns
- Two catches for 24 yards along with clutch blocking for



226 rushing yards in Tennessee's Outback Bowl win over Northwestern (1/1)

- Clutch 23-yard catch on third down in birthday win over South Carolina (11/7)
- Three receptions for 56 yards in win over #19 Georgia (10/10), including career-long 34-yard catch to key game-winning scoring drive
- Team-high four catches for 55 yards at Florida (9/26)
- Three catches for 31 yards vs. Western Carolina (9/19)
- Opened 2015 with best game of his career, scoring first two touchdowns of his career on 11 and 18-yard scoring receptions vs. Bowling Green (9/5); first UT tight end since Luke Stocker (9/5/2009 vs. WKU) to score two touchdowns in a game

2014 - FRESHMAN

- Games/Starts: 12/11
- Became first true freshman to start season opener at tight end in Tennessee history
- Started first eight games he played, seeing action in 12 games overall with 11 total starts
- Made 23 catches for 212 yards
- Had a catch in first nine games he played in 2014
- Two receptions for 39 yards in win over Kentucky (11/15)
- Two catches for 14 yards at South Carolina (11/1)
- Five catches for 69 yards at #12/13 Georgia (9/27)
- Did not play at #4/3 Oklahoma (9/13) due to ankle injury
- Started in first college game vs. Utah State (8/31) and made three catches for 28 yards
- One of four Vols to have first black stripes removed in 2014 (Derek Barnett, Jalen Hurd, Emmanuel Moseley) on Aug. 10

HIGH SCHOOL

- Played at Minster High School in Ohio for coach Geron Stokes
- 247Sports: 3-star (No. 13 TE, No. 16 prospect in Ohio)
- ESPN: 3-star (No. 15 TE, No. 24 prospect in Ohio)
- Rivals: 3-star (No. 20 TE, No. 25 prospect in Ohio)
- Scout: 4-star (No. 5 TE)
- Named Associated Press Second Team All-Ohio as a senior and junior
- Earned First Team All-Midwest Athletic Conference honors in 2012 and 2013
- Named to the Division IV First Team All-District team in his junior and senior years
- As a senior, hauled in 41 receptions for 475 yards with five receiving touchdowns

PERSONAL

- Full Name: Ethan James Wolf
- Born: November 7, 1995
- Son of James and Shelly Wolf
- Brother Eli is also a tight end for the Vols
- Majoring in Arts and Sciences
- Recipient of the Lewis N. Houston Athletic Scholarship Endowment
- Recipient of the Stanley Athletic Scholarship
- Recipient of The Ayres Athletic Endowment

CAREER GAME-BY-GAME

2014 Opp.	Rec-Yards-TD, Lg	2015 Opp.	Rec-Yards-TD, Lg
Utah State	3-26-0, 12	vs. B. Green	3-35-2, 18
Ark. State	5-20-0, 8	Oklahoma	1-5-0, 5
at Oklahoma	DNP-INJ	W. Carolina	3-31-0, 23
at Georgia	5-69-0, 24	at Florida	4-55-0, 24
Florida	1-3-0, 3	Arkansas	1-31-0, 31
Chattanooga	1-16-0, 16	Georgia	3-56-0, 34
at Ole Miss	1-6-0, 6	at Alabama	1-5-0, 5
Alabama	1-10-0, 10	at Kentucky	2-27-0, 16
at S. Carolina	2-14-0, 13	So. Carolina	1-23-0, 23
Kentucky	2-39-0, 25	North Texas	1-3-0, 3
Missouri	0-0-0	at Missouri	1-6-0, 6
at Vanderbilt	0-0-0	Vanderbilt	0-0-0
vs. Iowa	2-9-0, 5	Northwestern	2-24-0, 18

2016 Opp. Rec-Yards-TD, Lg

App State	4-40-0, 11
vs. V Tech	0-0-0
Ohio	1-7-0, 7
Florida	1-20-1, 20
at Georgia	0-0-0
at Texas A&M	2-14-0, 10
Alabama	2-30-0, 16
at S. Carolina	1-25-0, 25
Tenn. Tech	0-0-0
Kentucky	4-44-1, 20
Missouri	1-11-0, 11
at Vanderbilt	4-33-0, 13
vs. Nebraska	1-15-0, 15

WOLF ON THE CHARTS

Receiving Yards by a Tight End - Career

1.	1,141	Reggie Harper	1977-80
2.	1,018	Mychal Rivera	2010-12
3.	956	Luke Stocker	2007-10
4.	797	Jason Witten	2000-02
5.	752	Ethan Wolf	2014-pres.
6.	736	Chris Brown	2004-07



2016
REVIEW

TENNESSEE VOLUNTEERS (9-4, 4-4 SEC)

2016 SEASON REVIEW



THE BASICS

Record: 9-4 (4-4 SEC)

2017 STAT LEADERS

RUSHING	Joshua Dobbs - 150 carries, 831 yards, 12 TD, 63.9 ypg
PASSING	Joshua Dobbs - 225-357, 2946 yards, 27 TD/12 INT, 226.6 ypg
RECEIVING	Josh Malone - 50 rec., 972 yards, 11 TD, 74.8 ypg
DEFENSIVE	Todd Kelly Jr. - 71 tackles, 2.0 TFL, 2 INT
	Derek Barnett - 56 tackles, 19.0 TFL, 13.0 sacks


Tennessee capped a 9-4 season with its third consecutive bowl victory, running past Nebraska in the Franklin American Mortgage Music City Bowl by a 38-24 count. The win gave the Vols nine wins for the second straight season and put the finishing touches on a year that featured memorable wins over Virginia Tech, Florida and Georgia.

Quarterback Joshua Dobbs anchored Tennessee's offense, earning second team All-SEC honors after

throwing for an SEC-best 27 touchdowns while also supplying 3,777 yards of total offense—just 12 yards shy of Peyton Manning's single-season school record.

On the defensive side of the ball, defensive end Derek Barnett garnered consensus All-American status after a record-setting year. The Nashville native finished the season with 13.0 sacks, pushing his career total to 33.0 sacks in just three years and past the legendary Reggie White for the most career sacks in Tennessee history.

2016 SCHEDULE & RESULTS

DATE	OPPONENT	SITE	TV	RESULT	NOTES
Sept. 1	 -/RV APP. STATE Mountaineers (9-3)	Knoxville Neyland Stadium	SECN	W, 20-13 (OT)	Vols score 17 unanswered in 2nd half and OT; Hurd rushes for 110, scores GW TD
Sept. 10	 vs. RV/RV VIRGINIA TECH Hokies (9-4)	Bristol, Tenn. Bristol Motor Speedway	ABC	W, 45-24	Dobbs accounts for 5 TDs (3 pass, 2 rush) in front of a record 156,990 fans
Sept. 17	 OHIO Bobcats (8-5)	Knoxville Neyland Stadium	SECN	W, 28-19	2 receiving TDs for Josh Malone; Vols run winning streak to nine games
Sept. 24	 #23/21 FLORIDA * Gators (8-4)	Knoxville Neyland Stadium	CBS	W, 38-28	Vols erase 21-0 first-half deficit; Dobbs accounts for 5 TDs, including 4 passing
Oct. 1	 at #25/20 GEORGIA * Bulldogs (7-5)	Athens, Ga. Sanford Stadium	CBS	W, 34-31	UT trailed 17-0 in the first half, Dobbs finds Jennings on GW Hail Mary as time expires
Oct. 8	 at #8/7 TEXAS A&M * Aggies (8-4)	College Station, Texas Kyle Field	CBS	L, 38-45 (2OT)	Vols force overtime after trailing 28-7 in third quarter; Kamara posts 312 all-purpose yards
Oct. 15	 #1/1 ALABAMA * Crimson Tide (13-0)	Knoxville Neyland Stadium	CBS	L, 10-49	UT held to just 163 yards of total offense while the Tide racks up 438 yards rushing
Oct. 29	 at SOUTH CAROLINA * Gamecocks (6-6)	Columbia, S.C. Williams-Brice Stadium	ESPN2	L, 21-24	Barnett ties career-high with 3 sacks, Berry ties UT record with 4th career KOR TD
Nov. 5	 TENNESSEE TECH (HC) Golden Eagles (5-6)	Knoxville Neyland Stadium	SECN Alt.	W, 55-0	Vols post second consecutive homecoming shutout; Malone: 5 catches, 112 yds, 2 TD
Nov. 12	 KENTUCKY * Wildcats (7-5)	Knoxville Neyland Stadium	SECN	W, 49-36	Dobbs: 5 total TD; Vols rush for 416 yards and finish with 599 yards of total offense
Nov. 19	 MISSOURI * Tigers (4-8)	Knoxville Neyland Stadium	CBS	W, 63-37	Vols win offensive shootout; Dobbs puts up 5 total TDs on Senior Day
Nov. 26	 at VANDERBILT * Commodores (6-6)	Nashville, Tenn. Vanderbilt Stadium	SECN	L, 34-45	Dobbs throws for 340 and two scores, DL Barnett ties Reggie White's sack record (32)
Dec. 30	 vs. NEBRASKA Cornhuskers (9-3)	Nashville, Tenn. Nissan Stadium	ESPN	W, 38-24	Dobbs accounts for 409 yards of total offense and four touchdowns; Barnett sets new career sack record at Tennessee



2016 STATISTICS

TEAM STATISTICS

	UT	OPP
SCORING	473	375
Points Per Game	36.4	28.8
Points Off Turnovers	80	90
FIRST DOWNS	280	293
Rushing	126	136
Passing	136	135
Penalty	18	22
RUSHING YARDAGE	2668	2841
Yards gained rushing	3023	3233
Yards lost rushing	355	392
Rushing Attempts	517	568
Average Per Rush	5.2	5.0
Average Per Game	205.2	218.5
TDs Rushing	31	28
PASSING YARDAGE	3100	2999
Comp-Att-Int	238-379-12	238-432-11
Average Per Pass	8.2	6.9
Average Per Catch	13.0	12.6
Average Per Game	238.5	230.7
TDs Passing	28	18
TOTAL OFFENSE	5768	5840
Total Plays	896	1000
Average Per Play	6.4	5.8
Average Per Game	443.7	449.2
KICK RETURNS: #-Yards	42-1045	34-689
PUNT RETURNS: #-Yards	33-367	12-152
INT RETURNS: #-Yards	11-120	12-71
KICK RETURN AVERAGE	24.9	20.3
PUNT RETURN AVERAGE	11.1	12.7
INT RETURN AVERAGE	10.9	5.9
FUMBLES-LOST	29-14	21-13
PENALTIES-Yards	80-735	83-672
Average Per Game	56.5	51.7
PUNTS-Yards	70-3120	76-3232
Average Per Punt	44.6	42.5
Net punt average	39.8	36.6
KICKOFFS-Yards	83-5349	71-4290
Average Per Kick	64.4	60.4
Net kick average	42.6	36.9
TIME OF POSSESSION/Game	27:24	32:36
3RD-DOWN Conversions	72/175	78/206
3rd-Down Pct	41%	38%
4TH-DOWN Conversions	2/9	8/26
4th-Down Pct	22%	31%
SACKS BY-Yards	30-209	25-225
MISC YARDS	0	0
TOUCHDOWNS SCORED	63	48
FIELD GOALS-ATTEMPTS	11-16	14-18
ON-SIDE KICKS	0-0	0-2
RED-ZONE SCORES (43-49) 88%	(43-50) 86%	
RED-ZONE TOUCHDOWNS (36-49) 73%	(31-50) 62%	
PAT-ATTEMPTS (62-62) 100%	(45-47) 96%	
ATTENDANCE	706776	315798
Games/Avg Per Game	7/100968	4/78950
Neutral Site Games		2/112743

SCORE BY QUARTERS

	1st	2nd	3rd	4th	OT	Total
Tennessee	80	124	96	163	10	473
Opponents	106	91	65	103	10	375

RUSHING

Name	GP	Att	Gain	Loss	Net	Avg	TD	Lng	Avg/G
Joshua Dobbs	13	150	1093	262	831	5.5	12	70	63.9
John Kelly	12	98	644	14	630	6.4	5	73	52.5
Alvin Kamara	11	103	616	20	596	5.8	9	39	54.2
Jalen Hurd	7	122	473	22	451	3.7	3	28	64.4
Tyler Byrd	13	8	63	0	63	7.9	0	22	4.8
Carlin Fils-Aime	7	14	58	0	58	4.1	2	8	8.3
Jeremy Lewis	2	6	34	0	34	5.7	0	12	17.0
Jauan Jennings	13	5	27	0	27	5.4	0	9	2.1
Evan Berry	9	1	6	0	6	6.0	0	6	0.7
Quinten Dormady	4	1	3	0	3	3.0	0	3	0.8
Michael Lacey	2	1	2	0	2	2.0	0	2	1.0
Taeler Dowdy	2	2	4	3	1	0.5	0	4	0.5
Josh Smith	12	1	0	11	-11	-11.0	0	0	-0.9
TEAM	12	5	0	23	-23	-4.6	0	0	-1.9
Total	13	517	3023	355	2668	5.2	31	73	205.2
Opponents	13	568	3233	392	2841	5.0	28	85	218.5

PASSING

Name	GP	Effic	C-A-I	Pct	Yds	TD	Lng	Avg/G
Joshua Dobbs	13	150.58	225-357-12	63.0	2946	27	67	226.6
Quinten Dormady	4	137.84	11-17-0	64.7	148	0	36	37.0
Jauan Jennings	13	231.80	1-2-0	50.0	4	1	4	0.3
TEAM	12	0.00	0-2-0	0.0	0	0	0	0.0
Sheriron Jones	1	116.80	1-1-0	100.0	2	0	2	2.0
Total	13	149.55	238-379-12	62.8	3100	28	67	238.5
Opponents	13	122.06	238-432-11	55.1	2999	18	76	230.7

RECEIVING

Name	GP	Rec	Yds	Avg	TD	Long	Avg/G
Josh Malone	13	50	972	19.4	11	67	74.8
Jauan Jennings	13	40	580	14.5	7	67	44.6
Alvin Kamara	11	40	392	9.8	4	53	35.6
Jason Croom	12	21	242	11.5	0	30	20.2
Ethan Wolf	13	21	239	11.4	2	25	18.4
Tyler Byrd	13	15	209	13.9	0	44	16.1
Josh Smith	12	13	97	7.5	1	31	8.1
Jalen Hurd	7	10	81	8.1	2	23	11.6
Preston Williams	6	9	89	9.9	0	19	14.8
Brandon Johnson	9	7	93	13.3	0	22	10.3
John Kelly	12	6	51	8.5	0	17	4.2
Jakob Johnson	13	2	10	5.0	0	8	0.8
Jeff George	9	1	20	20.0	0	20	2.2
Marquez Callaway	6	1	13	13.0	0	13	2.2
Eli Wolf	6	1	8	8.0	0	8	1.3
Joshua Dobbs	13	1	4	4.0	1	4	0.3
Total	13	238	3100	13.0	28	67	238.5
Opponents	13	238	2999	12.6	18	76	230.7

INTERCEPTIONS

Name	Int	Yds	Avg	TD	Long
Todd Kelly Jr.	2	10	5.0	0	9
Micah Abernathy	2	26	13.0	0	26
Derek Barnett	1	7	7.0	0	7
Cameron Sutton	1	0	0.0	0	0
Cortez McDowell	1	18	18.0	0	18
Malik Foreman	1	0	0.0	0	0
Colton Jumper	1	0	0.0	0	0
Jauan Jennings	1	0	0.0	0	0
Jonathan Kongbo	1	59	59.0	1	59
Total	11	120	10.9	1	59
Opponents	12	71	5.9	1	58

FUMBLE RETURNS

Name	Ret	Yds	Avg	TD	Long
Corey Vereen	0	0	0.0	1	0
Total	0	0	0.0	1	0
Opponents	1	3	3.0	0	3

■ PUNT RETURNS

Name	Ret	Yds	Avg	TD	Long
Alvin Kamara	18	184	10.2	0	32
Josh Smith	6	35	5.8	0	16
Cameron Sutton	6	32	5.3	0	17
Marquez Callaway	2	114	57.0	1	62
TEAM	1	2	2.0	0	0
Total	33	367	11.1	1	62
Opponents	12	152	12.7	1	79

■ KICKOFF RETURNS

Name	Ret	Yds	Avg	TD	Long
Evan Berry	14	460	32.9	1	100
Tyler Byrd	10	263	26.3	0	67
Micah Abernathy	6	123	20.5	0	26
Marquill Osborne	4	79	19.8	0	24
Cameron Sutton	3	65	21.7	0	24
Jakob Johnson	2	25	12.5	0	24
TEAM	1	-2	-2.0	0	0
Malik Foreman	1	16	16.0	0	16
Alvin Kamara	1	16	16.0	0	16
Total	42	1045	24.9	1	100
Opponents	34	689	20.3	0	46

■ PUNTING

Name	Punts	Yds	Avg	Lg	TB	FC	I20	Blkd
Trevor Daniel	70	3120	44.6	70	9	29	28	0
Total	70	3120	44.6	70	9	29	28	0
Opponents	76	3232	42.5	62	4	15	17	0

■ KICKOFFS

Name	KO	YDS	AVG	TB	OB	RET	NET YD	LN
Aaron Medley	83	5349	64.4	45	4			
Total	83	5349	64.4	45	4	689	42.6	22
Opponents	71	4290	60.4	25	2	1045	36.9	28

■ FIELD GOALS

Field Goal Sequence By Player

Name	FGM-FGA	Pct.	1-19	20-29	30-39	40-49	50+	Lg	Blk
Aaron Medley	11-16	68.8	1-1	3-3	4-5	3-5	0-2	46	0

■ FIELD GOAL SEQUENCE BY GAME

	Tennessee	Opponents
Appalachian State	(23),(39)	42
Virginia Tech	(34),47	47,(26)
Ohio	55	(38),(29),(30),(30)
Florida	(28)	-
Georgia	-	(27)
Texas A&M	(34)	38,(34)
Alabama	(37)	37
South Carolina	58	(28)
Tennessee Tech	(19),(42)	-
Kentucky	-	(37),(25),(33)
Missouri	47	(28)
Vanderbilt	(41),(25),37	(31)
Nebraska	(46)	(45)

Numbers in (parentheses) indicate field goal was made

■ VOLS ON OPENING OFFENSIVE DRIVES

Game	1st Half	2nd Half
APPALACHIAN STATE	Punt	Punt
vs. Virginia Tech	Punt	Punt
OHIO	Touchdown	Punt
FLORIDA	Punt	Interception
at Georgia	Punt	Touchdown
at Texas A&M	Punt	Fumble
ALABAMA	Punt	Punt
at South Carolina	Punt	Punt
TENNESSEE TECH	Touchdown	Touchdown
KENTUCKY	Punt	Touchdown
MISSOURI	Punt	Touchdown
at Vanderbilt	Touchdown	Punt
vs. Nebraska	Punt	Downs

■ VOLS ON OPENING DEFENSIVE SERIES

Game	1st Half	2nd Half
APPALACHIAN STATE	Punt	Interception
vs. Virginia Tech	Missed FG	Fumble
OHIO	Field Goal	Punt
FLORIDA	Touchdown	Punt
at Georgia	Punt	Punt
at Texas A&M	Interception	Touchdown
ALABAMA	Punt	Punt
at South Carolina	Touchdown	Punt
TENNESSEE TECH	Downs	Punt
KENTUCKY	Touchdown	Field Goal
MISSOURI	Touchdown	Interception
at Vanderbilt	Downs	Punt
vs. Nebraska	Punt	Punt



Punter Trevor Daniel



SCORING

Name	TD	FGs	PAT Kick	PAT Rush	PAT Rcv	PAT Pass	PAT DXP	Saf	Pts
Aaron Medley	0	11-16	61-61	0-0	0	0-0	0	0	94
Joshua Dobbs	13	0-0	0-0	0-0	0	0-0	0	0	78
Alvin Kamara	13	0-0	0-0	0-0	0	0-0	0	0	78
Josh Malone	11	0-0	0-0	0-0	0	0-0	0	0	66
Jauan Jennings	7	0-0	0-0	0-0	0	0-0	0	0	42
Jalen Hurd	5	0-0	0-0	0-0	0	0-0	0	0	30
John Kelly	5	0-0	0-0	0-0	0	0-0	0	0	30
Carlin Fils-Aime	2	0-0	0-0	0-0	0	0-0	0	0	12
Ethan Wolf	2	0-0	0-0	0-0	0	0-0	0	0	12
Evan Berry	1	0-0	0-0	0-0	0	0-0	0	0	6
Josh Smith	1	0-0	0-0	0-0	0	0-0	0	0	6
Corey Vereen	1	0-0	0-0	0-0	0	0-0	0	0	6
Jonathan Kongbo	1	0-0	0-0	0-0	0	0-0	0	0	6
Marquez Callaway	1	0-0	0-0	0-0	0	0-0	0	0	6
Holden Foster	0	0-0	1-1	0-0	0	0-0	0	0	1
Total	63	11-16	62-62	0-0	0	0-0	0	0	473
Opponents	48	14-18	45-47	0-1	0	0-0	0	0	375

ALL-PURPOSE

Name	GP	Rush	Rec	PR	KR	IR	Tot	Avg/G
Alvin Kamara	11	596	392	184	16	0	1188	108.0
Josh Malone	13	0	972	0	0	0	972	74.8
Joshua Dobbs	13	831	4	0	0	0	835	64.2
John Kelly	12	630	51	0	0	0	681	56.8
Jauan Jennings	13	27	580	0	0	0	607	46.7
Tyler Byrd	13	63	209	0	263	0	535	41.2
Jalen Hurd	7	451	81	0	0	0	532	76.0
Evan Berry	9	6	0	0	460	0	466	51.8
Jason Croom	12	0	242	0	0	0	242	20.2
Ethan Wolf	13	0	239	0	0	0	239	18.4
Micah Abernathy	12	0	0	0	123	26	149	12.4
Marquez Callaway	6	0	13	114	0	0	127	21.2
Josh Smith	12	-11	97	35	0	0	121	10.1
Cameron Sutton	7	0	0	32	65	0	97	13.9
Brandon Johnson	9	0	93	0	0	0	93	10.3
Preston Williams	6	0	89	0	0	0	89	14.8
Marquill Osborne	11	0	0	0	79	0	79	7.2
Jonathan Kongbo	13	0	0	0	0	59	59	4.5
Carlin Fils-Aime	7	58	0	0	0	0	58	8.3
Jakob Johnson	13	0	10	0	25	0	35	2.7
Jeremy Lewis	2	34	0	0	0	0	34	17.0
Jeff George	9	0	20	0	0	0	20	2.2
Cortez McDowell	12	0	0	0	0	18	18	1.5
Malik Foreman	9	0	0	0	16	0	16	1.8
Todd Kelly Jr.	12	0	0	0	0	10	10	0.8
Eli Wolf	6	0	8	0	0	0	8	1.3
Derek Barnett	13	0	0	0	0	7	7	0.5
Quinten Dormady	4	3	0	0	0	0	3	0.8
Michael Lacey	2	2	0	0	0	0	2	1.0
Taeler Dowdy	2	1	0	0	0	0	1	0.5
TEAM	12	-23	0	2	-2	0	-23	-1.9
Total	13	2668	3100	367	1045	120	7300	561.5
Opponents	13	2841	2999	152	689	71	6752	519.4

TOTAL OFFENSE

Name	GP	Plays	Rush	Pass	Tot	Avg/G
Joshua Dobbs	13	507	831	2946	3777	290.5
John Kelly	12	98	630	0	630	52.5
Alvin Kamara	11	103	596	0	596	54.2
Jalen Hurd	7	122	451	0	451	64.4
Quinten Dormady	4	18	3	148	151	37.8
Tyler Byrd	13	8	63	0	63	4.8
Carlin Fils-Aime	7	14	58	0	58	8.3
Jeremy Lewis	2	6	34	0	34	17.0
Jauan Jennings	13	7	27	4	31	2.4
Evan Berry	9	1	6	0	6	0.7
Michael Lacey	2	1	2	0	2	1.0
Sheriron Jones	1	1	0	2	2	2.0
Taeler Dowdy	2	2	1	0	1	0.5
Josh Smith	12	1	-11	0	-11	-0.9
TEAM	12	7	-23	0	-23	-1.9
Total	13	896	2668	3100	5768	443.7
Opponents	13	1000	2841	2999	5840	449.2

FUMBLES

Name	No.-Lost
Dobbs, J.	10-4
Kamara, A.	5-2
TEAM	4-1
Kelly, J.	2-2
Hurd, J.	2-1
Byrd, T.	1-1
Berry, Ev.	1-1
Sutton, C.	1-1
Williams, P.	1-0
Abernathy, M.	1-0
Smith, Jo.	1-1

TENNESSEE GIVEAWAY/TAKEAWAY

Game	Giveaway				Takeaway			
	Fum	Int	Tot	Dif.	Fum	Int	Tot	Dif.
APPALACHIAN ST.	1	1	2	0	1	1	-1	
vs. Virginia Tech	0	1	1	5	0	5	+4	
OHIO	0	1	1	0	0	0	-1	
FLORIDA	0	2	2	1	1	2	-	
at Georgia	2	1	3	1	1	2	-2	
at Texas A&M	5	2	7	1	2	3	-4	
ALABAMA	0	1	1	1	1	2	+1	

Game	Giveaway				Takeaway			
	Fum	Int	Tot	Dif.	Fum	Int	Tot	Dif.
at South Carolina	1	0	1	0	2	2	+1	
TENNESSEE TECH	0	0	0	0	1	1	+1	
KENTUCKY	1	1	2	1	1	2	-	
MISSOURI	0	0	0	2	2	4	+4	
at Vanderbilt	2	0	2	0	1	1	-1	
vs. Nebraska	1	0	1	1	0	1	-	
TOTAL	13	10	23	13	13	26	+3	

REVIEW

DEFENSIVE STATISTICAL LEADERS

No.	Player	GP-GS	ST	AT	TT	TFL	Sacks	Int	PBU	QBH	FR-Yds	FF	Blk	Saf
24	Todd Kelly Jr.	12-11	49	22	71	2.0-11	1.0-7	2-10	2			1		
22	Micah Abernathy	12-10	52	17	69	3.0-6		2-26	4		3-0			
0H	Rashaan Gaulden	13-9	52	16	68	6.0-25			4	1		1		
53	Colton Jumper	13-7	37	24	61	4.0-7		1-0	1	3		1		
12	Emmanuel Moseley	13-10	44	13	57	3.5-12			6					
9	Derek Barnett	13-13	40	16	56	19.0-108	13.0-93	1-7	5	16		2		
20	Cortez McDowell	12-4	32	22	54	4.0-5		1-18	2					
34	Darrin Kirkland Jr.	8-7	30	15	45	5.0-10	1.0-4							
39	Kendal Vickers	13-13	19	19	38	6.0-21	2.5-15			2		1		
4	LaTroy Lewis	12-4	20	16	36	4.0-23	2.5-20			2	1-0			
50	Corey Vereen	13-11	23	13	36	11.5-55	7.0-39		3	5	2-0			
41	Elliott Berry	13-4	22	12	34	3.5-10			1					
13	Malik Foreman	9-7	22	4	26	2.5-4		1-0	4		1-0	2		
23	Cameron Sutton	7-7	19	4	23	2.0-9		1-0	4					
1I	Nigel Warrior	12-1	19	3	22	1.0-1								
21	Jalen Reeves-Maybin	4-4	12	8	20	2.0-3								
28	Baylen Buchanan	13-2	17	3	20				1					
8	Justin Martin	11-2	14	5	19				1					
5	Kyle Phillips	11-1	9	6	15	2.0-2			2					
95	Danny O'Brien	6-6	8	6	14	3.0-5			1					
26	Stephen Griffin	11-1	9	4	13				2			1		
29	Evan Berry	9-3	8	4	12	1.0-2								
99	Kahlil McKenzie	7-1	2	10	12	0.5-1								
51	Kenny Bynum	13-2	6	5	11	2.5-3								
0B	Jonathan Kongbo	13-2	7	4	11	3.0-18	1.0-16	1-59		7				
35	Daniel Bituli	9-0	7	2	9									
19	Darrell Taylor	8-0	6	3	9	1.0-1			1	3				
2	Shy Tuttle	7-1	3	6	9	1.0-1			2		1-0			
40	Dimarya Mixon	12-0	4	4	8	2.5-20	1.0-13			1				
0D	Marquill Osborne	11-0	6		6	2.0-3	1.0-2							
5F	Quay Picou	7-0	3	2	5	0.5-1				1	1-0			
2F	Aaron Medley	13-0	5		5									
44	Jakob Johnson	13-0	2	2	4									
17	Dillon Bates	13-0	1	2	3						2-0			
90	Charles Folger	1-0	1	2	3	1.0-1								
25	Josh Smith	12-6	2		2									
46	Riley Lovingood	13-0	1	1	2									
97	Paul Bain	2-0	1	1	2	0.5-2				1				
33	MaLeik Gatewood	1-0		1	1									
1	Jalen Hurd	7-7		1	1									
36	Gavin Bryant	11-0	1		1					1				
93	Trevor Daniel	13-0	1		1									
15	Jauan Jennings	13-9		1	1			1-0						
7	Preston Williams	6-2		1	1	0.5-1								
14	Quart'e Sapp	2-0	1		1									
TM	TEAM	12-0									2-0			
30	Devin Williams	2-0							1					
Total		13-0	617	300	917	100-371	30-209	11-120	47	43	13-0	9		
Opponents		13-0	547	392	939	72.0-339	25-225	12-71	43	20	14-3	16		

SPECIAL TEAMS TACKLE LEADERS

Player	Total	KO	Punt	Other
Rashaan Gaulden	9	8	1	0
Aaron Medley	5	5	0	0
Daniel Bituli	4	4	0	0
Cortez McDowell	4	3	1	0
Jakob Johnson	3	3	0	0
Nigel Warrior	3	3	0	0
Justin Martin	2	2	0	0
Evan Berry	1	0	1	0
MaLeik Gatewood	1	1	0	0

Player	Total	KO	Punt	Other
Stephen Griffin	1	1	0	0
Jauan Jennings	1	1	0	0
Todd Kelly Jr.	1	0	1	0
Riley Lovingood	1	0	1	0
Emmanuel Moseley	1	0	1	0
Jalen Reeves-Maybin	1	0	1	0
Marquill Osborne	1	1	0	0
Quart'e Sapp	1	1	0	0
TOTAL	40	33	7	0



OFFENSIVE GAME-BY-GAME

PASSING

#11 JOSHUA DOBBS	Att	Comp	Int	Pct	Yards	TD	Long	Sack	Yds	Effic
Appalachian State	29	16	1	55.2	192	1	67	2	19	115.3
Virginia Tech	19	10	1	52.6	91	3	38	2	10	134.4
Ohio	27	19	1	70.4	203	2	27	3	27	150.6
Florida	32	16	2	50.0	319	4	67	1	8	162.5
Georgia	26	16	1	61.5	230	3	43	2	21	166.2
Texas A&M	47	28	2	59.6	398	1	53	4	29	129.2
Alabama	27	16	1	59.3	92	0	16	3	37	80.5
South Carolina	26	12	2	46.2	161	1	25	2	24	95.5
Tennessee Tech	13	12	0	92.3	183	3	43	0	0	286.7
Kentucky	17	11	1	64.7	223	3	51	2	34	221.4
Missouri	22	15	0	68.2	223	3	57	2	3	198.3
Vanderbilt	34	31	0	91.2	340	2	28	2	13	194.6
Nebraska	38	23	0	60.5	291	1	59	0	0	133.5
TOTALS	357	225	12	63.0	2946	27	67	25	225	150.6

#12 QUINTEN DORMADY	Att	Comp	Int	Pct	Yards	TD	Long	Sack	Yds	Effic
Alabama	4	2	0	50.0	39	0	36	0	0	131.9
Tennessee Tech	13	9	0	69.2	109	0	33	0	0	139.7
TOTALS	17	11	0	64.7	148	0	36	0	0	137.8

#15 JAUAN JENNINGS	Att	Comp	Int	Pct	Yards	TD	Long	Sack	Yds	Effic
Florida	1	0	0	0.0	0	0	0	0	0	0.0
Texas A&M	1	1	0	100.0	4	1	4	0	0	463.6
TOTALS	2	1	0	50.0	4	1	4	0	0	231.8

#13 SHERIRON JONES	Att	Comp	Int	Pct	Yards	TD	Long	Sack	Yds	Effic
Tennessee Tech	1	1	0	100.0	2	0	2	0	0	116.8
TOTALS	1	1	0	100.0	2	0	2	0	0	116.8

TEAM	Att	Comp	Int	Pct	Yards	TD	Long	Sack	Yds	Effic
South Carolina	1	0	0	0.0	0	0	0	0	0	0.0
Kentucky	1	0	0	0.0	0	0	0	0	0	0.0
TOTALS	2	0	0	0.0	0	0	0	0	0	0.0

RUSHING

Player	No-Yds/TD	APP ST	VT	OHIO	UF	UGA	T. A&M	ALA	SC	TTU	UK	MISSOURI	VU	NEB
Dobbs, J.	150-831/12	9--4/0	14-106/2	14-59/1	17-80/1	11-26/1	17-57/0	7--31/0	12-27/0	1-3/0	14-147/2	10-190/2	13-53/0	11-118/3
Kelly, J.	98-630/5	DNP	1-4/1	2-14/0	-	-	13-89/1	3-8/0	14-94/0	7-104/1	16-94/0	18-101/1	9-52/0	15-70/1
Kamara, A.	103-596/9	6-21/0	3-9/0	11-67/0	2-6/0	16-62/0	18-127/2	8-21/1	DNP	DNP	10-128/2	12-55/2	10-69/2	7-31/0
Hurd, J.	122-451/3	28-110/1	22-99/0	15-61/1	26-95/0	10-42/0	DNP	13-28/0	8-16/1	DNP	DNP	DNP	DNP	DNP
Byrd, T.	8-63/0	-	1-5/0	-	-	-	2-11/0	1-6/0	1-8/0	-	-	2-24/0	-	1-9/0
Fils-Aime, C.	14-58/2	DNP	4-19/0	DNP	DNP	DNP	-	-	-	8-27/2	-	2-12/0	DNP	DNP
Lewis, J.	6-34/0	DNP	DNP	DNP	DNP	DNP	DNP	DNP	DNP	6-34/0	-	DNP	DNP	DNP
Jennings, J.	5-27/0	-	-	-	-	-	-	-	-	-	1-7/0	1-4/0	1-2/0	2-14/0
Berry, Ev.	1-6/0	-	-	-	-	-	-	-	1-6/0	-	DNP	DNP	DNP	DNP
Dormady, Q.	1-3/0	DNP	-	DNP	DNP	DNP	DNP	-	DNP	1-3/0	DNP	-	DNP	DNP
Lacey, M.	1-2/0	DNP	DNP	DNP	DNP	DNP	DNP	DNP	-	1-2/0	DNP	DNP	DNP	DNP
Dowdy, T.	2-1/0	DNP	1--3/0	DNP	DNP	DNP	DNP	DNP	DNP	1-4/0	DNP	DNP	DNP	DNP
Smith, Jo.	1--11/0	-	-	DNP	-	-	-	-	-	-	-	-	-	1--11/0
TEAM	5--23/0	-	-	-	1-2/0	1--3/0	1--2/0	-	1--15/0	-	-	-	DNP	1--1/0

RECEIVING

Player	No-Yds/TD	APP ST	VT	OHIO	UF	UGA	T. A&M	ALA	SC	TTU	UK	MISSOURI	VU	NEB
Malone, J.	50-972/11	2-8/1	2-46/1	5-69/2	4-91/1	2-23/0	2-31/0	5-61/0	4-42/0	5-112/2	4-92/1	3-83/1	7-121/1	5-120/1
Jennings, J.	40-580/7	1-0/0	2-7/1	3-24/0	3-11/1	3-71/1	5-68/0	3-20/0	3-54/1	2-5/1	1-19/0	4-67/2	4-75/0	6-59/0
Kamara, A.	40-392/4	3-20/0	3-25/1	2-9/0	1-12/0	3-26/1	8-161/1	2-7/0	DNP	DNP	-	3-14/0	8-72/1	7-46/0
Croom, J.	21-242/0	DNP	1-9/0	3-54/0	1-15/0	-	3-41/0	-	2-22/0	1-7/0	-	1-18/0	7-38/0	2-38/0
Wolf, Et.	21-239/2	4-40/0	-	1-7/0	1-20/1	-	2-14/0	2-30/0	1-25/0	-	4-44/1	1-11/0	4-33/0	1-15/0
Byrd, T.	15-209/0	-	-	2-15/0	3-40/0	1-4/0	3-60/0	1-1/0	-	2-37/0	1-44/0	2-8/0	-	-
Smith, Jo.	13-97/1	-	1-3/0	DNP	1-5/0	2-30/0	3-4/0	1-10/0	1-1/0	1-7/0	1-24/1	-	-	2-13/0
Johnson, B.	7-93/0	DNP	DNP	-	DNP	-	1-7/0	-	-	5-64/0	-	1-22/0	DNP	-
Williams, P.	9-89/0	5-45/0	-	3-25/0	-	1-19/0	-	DNP	DNP	DNP	DNP	DNP	DNP	DNP
Hurd, J.	10-81/2	1-6/0	1-1/0	-	2-25/1	3-50/1	DNP	3--1/0	-	DNP	DNP	DNP	DNP	DNP
Kelly, J.	6-51/0	DNP	-	-	-	1-7/0	1-12/0	1-3/0	1-17/0	1-11/0	-	-	1-1/0	-
George, J.	1-20/0	DNP	-	-	-	DNP	DNP	-	DNP	1-20/0	-	-	-	-
Callaway, M.	1-13/0	DNP	DNP	DNP	DNP	DNP	DNP	DNP	-	1-13/0	-	-	-	-
Johnson, Ja.	2-10/0	-	-	-	-	-	-	-	-	2-10/0	-	-	-	-
Wolf, EL	1-8/0	-	-	-	DNP	-	DNP	DNP	-	1-8/0	DNP	DNP	DNP	DNP
Dobbs, J.	1-4/1	-	-	-	-	-	1-4/1	-	-	-	-	-	-	-

DEFENSIVE GAME-BY-GAME

TOTAL TACKLES

Player	UA-A	TOT	APP ST	VT	OHIO	UF	UGA	T. A&M	ALA	SC	TTU	UK	MIZ	VU	NEB
Kelly Jr., T.	49-22	71	3-2	1-4	4-3	5-0	6-4	4-3	7-4	5-0	4-1	6-1	DNP	-	4-0
Abernathy, M.	52-17	69	7-1	3-0	3-2	2-1	4-5	2-0	4-0	DNP	2-0	9-1	7-5	8-0	1-2
Gaulden, R.	52-16	68	1-0	4-3	6-1	1-0	7-1	2-1	6-0	2-2	3-3	5-1	7-2	5-0	3-2
Jumper, C.	37-24	61	-	2-1	5-2	4-4	6-5	7-3	1-2	3-0	0-2	2-2	6-2	1-1	-
Moseley, E.	44-13	57	0-1	5-1	5-3	6-1	3-2	1-1	7-1	7-0	4-2	1-0	2-1	2-0	1-0
Barnett, D.	40-16	56	3-4	1-0	4-1	3-2	3-2	4-2	3-0	4-0	1-0	4-1	3-3	2-0	5-1
McDowell, C.	32-22	54	4-5	2-1	2-1	4-2	3-3	3-2	DNP	-	1-2	1-1	5-0	4-1	3-4
Kirkland Jr., D.	30-15	45	4-5	7-0	DNP	DNP	DNP	DNP	DNP	5-3	1-0	1-1	6-3	2-0	4-3
Vickers, K.	19-19	38	2-1	2-2	-	2-1	1-4	0-4	-	6-1	0-1	3-1	2-0	0-2	1-2
Lewis, L.	20-16	36	4-3	0-3	DNP	0-1	-	2-0	3-1	3-0	1-1	4-3	-	-	3-4
Vereen, C.	23-13	36	3-1	1-1	1-2	0-1	1-3	1-2	1-1	5-0	2-1	5-0	0-1	2-0	1-0
Berry, El.	22-12	34	-	-	-	-	1-0	3-4	6-3	-	1-2	2-1	5-2	4-0	-
Foreman, M.	22-4	26	1-2	1-1	DNP	-	4-0	3-0	DNP	DNP	DNP	3-1	2-0	5-0	3-0
Sutton, C.	19-4	23	2-2	3-0	1-0	DNP	DNP	DNP	DNP	DNP	DNP	2-1	4-1	6-0	1-0
Warrior, N.	19-3	22	-	-	-	-	-	-	5-0	2-0	6-1	1-0	5-2	-	DNP
Reeves-Maybin	12-8	20	2-0	8-5	1-2	1-1	DNP	DNP	DNP	DNP	DNP	DNP	DNP	DNP	DNP
Buchanan, B.	17-3	20	-	-	4-1	3-0	-	-	1-0	6-2	-	-	-	-	-
Martin, J.	14-5	19	1-1	2-2	DNP	2-1	DNP	-	-	4-0	3-1	1-0	-	1-0	-
Phillips, K.	9-6	15	DNP	1-0	-	1-0	DNP	-	-	3-2	-	0-2	3-1	1-1	-
O'Brien, D.	8-6	14	1-1	2-0	0-2	2-0	2-1	1-2	DNP	DNP	DNP	DNP	DNP	DNP	DNP
Griffin, S.	9-4	13	-	0-1	0-1	-	DNP	-	-	-	DNP	3-1	4-0	2-0	0-1
Berry, Ev.	8-4	12	-	-	-	-	0-3	1-0	1-0	4-0	2-1	DNP	DNP	DNP	DNP
McKenzie, K.	2-10	12	1-1	0-1	0-1	-	0-2	1-4	0-1	DNP	DNP	DNP	DNP	DNP	DNP
Bynum, K.	6-5	11	1-1	-	0-1	0-1	1-0	-	-	-	-	1-1	-	3-0	0-1
Kongbo, J.	7-4	11	-	1-0	2-1	-	-	-	-	-	0-1	-	1-0	0-1	3-1
Taylor, D.	6-3	9	DNP	1-1	-	DNP	DNP	DNP	0-1	DNP	2-1	1-0	2-0	-	-
Bituli, D.	7-2	9	DNP	DNP	DNP	1-0	1-0	-	-	-	1-1	-	DNP	4-1	-
Tuttle, S.	3-6	9	DNP	0-2	0-1	-	0-1	1-1	1-1	1-0	DNP	DNP	DNP	DNP	DNP
Mixon, D.	4-4	8	-	-	-	0-1	-	0-1	-	1-0	2-0	0-1	1-1	-	DNP
Osborne, M.	6-0	6	-	DNP	-	DNP	-	-	2-0	1-0	1-0	-	1-0	-	1-0
Medley, A.	5-0	5	-	2-0	-	-	1-0	-	-	-	1-0	-	1-0	-	-
Picou, Q.	3-2	5	DNP	-	DNP	DNP	DNP	DNP	2-0	DNP	0-2	-	1-0	-	-
Johnson, Ja.	2-2	4	0-1	1-0	-	-	-	-	-	1-0	0-1	-	-	-	-
Folger, C.	1-2	3	DNP	DNP	DNP	DNP	DNP	DNP	DNP	DNP	1-2	DNP	DNP	DNP	DNP
Bates, D.	1-2	3	-	-	-	0-1	-	-	-	-	1-0	-	-	-	0-1
Lovingood, R.	1-1	2	-	-	-	-	-	-	0-1	-	-	1-0	-	-	-
Smith, Jo.	2-0	2	1-0	-	DNP	1-0	-	-	-	-	-	-	-	-	-
Bain, P.	1-1	2	DNP	DNP	DNP	DNP	DNP	DNP	DNP	DNP	1-1	DNP	DNP	DNP	-
Jennings, J.	0-1	1	-	-	-	-	-	-	-	-	-	-	-	0-1	-
Hurd, J.	0-1	1	-	0-1	-	-	-	DNP	-	-	DNP	DNP	DNP	DNP	DNP
Daniel, T.	1-0	1	1-0	-	-	-	-	-	-	-	-	-	-	-	-
Sapp, Q.	1-0	1	1-0	DNP	-	DNP	DNP	DNP	DNP	DNP	DNP	DNP	DNP	DNP	DNP
Gatewood, M.	0-1	1	DNP	DNP	DNP	DNP	DNP	DNP	DNP	DNP	0-1	DNP	DNP	DNP	DNP
Williams, P.	0-1	1	-	-	0-1	-	-	-	DNP	DNP	DNP	DNP	DNP	DNP	DNP
Bryant, G.	1-0	1	-	-	-	-	-	-	DNP	DNP	1-0	-	-	-	-

SACKS

Player	UA-A	TOT	APP ST	VT	OHIO	UF	UGA	T. A&M	ALA	SC	TTU	UK	MIZ	VU	NEB
Barnett, D.	13-0	13.0	-	-	-	2-0-6	2-0-14	1-0-9	1-0-14	3-0-16	-	1-0-7	1-0-7	1-0-11	1-0-9
Vereen, C.	7-0	7.0	-	1-0-3	-	-	-	1-0-7	-	1-0-5	1-0-5	2-0-15	-	-	1-0-4
Lewis, L.	2-1	2.5	-	-	DNP	-	-	-	-	0-5-5	0-5-5	1-0-8	-	-	1-0-7
Vickers, K.	2-1	2.5	-	1-0-8	-	-	-	-	-	1-0-2	0-5-5	-	-	-	-
Kongbo, J.	1-0	1.0	-	-	-	-	-	-	-	-	-	-	-	-	1-0-16
Kirkland Jr., D.	1-0	1.0	-	1-0-4	DNP	DNP	DNP	DNP	DNP	-	-	-	-	-	-
Mixon, D.	1-0	1.0	-	-	-	-	-	-	-	-	1-0-13	-	-	-	DNP
Osborne, M.	1-0	1.0	-	DNP	-	DNP	-	-	-	-	1-0-2	-	-	-	-
Kelly Jr., T.	1-0	1.0	-	-	-	-	-	-	-	1-0-7	-	-	DNP	-	-

TACKLES FOR LOSS

Player	UA-A	TOT	APP ST	VT	OHIO	UF	UGA	T. A&M	ALA	SC	TTU	UK	MIZ	VU	NEB
Barnett, D.	18-2	19.0	1-0-1	1-0-1	1-0-2	3-0-8	2-5-15	1-0-9	2-0-17	3-0-16	-	1-5-9	1-0-7	1-0-11	1-0-9
Vereen, C.	10-3	11.5	0-5-1	1-0-3	0-5-1	0-5-2	1-0-7	-	-	2-0-9	1-0-5	3-0-16	-	-	1-0-7
Vickers, K.	5-2	6.0	2-0-5	1-0-8	-	-	1-0-1	0-5-0	-	1-0-2	0-5-5	-	-	-	-
Gaulden, R.	5-2	6.0	-	0-5-0	-	-	-	-	2-0-11	-	0-5-1	1-0-3	1-0-8	1-0-2	-
Kirkland Jr., D.	5-0	5.0	-	1-0-4	DNP	DNP	DNP	DNP	DNP	-	1-0-1	-	1-0-1	-	2-0-4
Lewis, L.	3-2	4.0	-	-	DNP	-	-	-	1-0-2	-	0-5-5	1-5-9	-	-	1-0-7
McDowell, C.	4-0	4.0	-	-	-	2-0-2	-	-	DNP	-	-	-	1-0-2	1-0-1	-
Jumper, C.	3-2	4.0	-	-	1-0-1	-	0-5-1	1-0-3	-	-	0-5-1	-	1-0-1	-	-
Berry, El.	2-3	3.5	-	-	-	-	-	-	-	-	0-5-0	-	-	-	-
Moseley, E.	3-1	3.5	-	-	-	-	0-5-1	-	-	-	-	-	-	-	-
Kongbo, J.	3-0	3.0	-	-	-	-	-	-	3-0-11	-	-	-	-	-	-
O'Brien, D.	3-0	3.0	-	1-0-2	-	1-0-2	1-0-1	-	DNP	DNP	DNP	DNP	DNP	DNP	DNP
Abernathy, M.	3-0	3.0	1-0-1	-	-	-	-	-	-	DNP	1-0-1	1-0-4	-	-	-
Foreman, M.	2-1	2.5	0-5-1	-	DNP	-	-	-	DNP	DNP	DNP	-	-	2-0-3	-
Bynum, K.	2-1	2.5	-	-	0-5-0	-	-	-	-	-	-	1-0-1	-	1-0-2	-
Mixon, D.	2-1	2.5	-	-	-	0-5-2	-	-	-	-	2-0-18	-	-	-	DNP
Osborne, M.	2-0	2.0	-	DNP	-	DNP	-	-	-	1-0-1	1-0-2	-	-	-	-
Reeves-Maybin	1-2	2.0	-	1-5-2	0-5-1	-	DNP	DNP	DNP	DNP	DNP	DNP	DNP	DNP	DNP
Phillips, K.	2-0	2.0	DNP	-	-	-	DNP	-	-	1-0-1	-	-	-	1-0-1	-
Sutton, C.	2-0	2.0	1-0-4	1-0-5	-	DNP	DNP	DNP	DNP	DNP	DNP	-	-	-	-
Kelly Jr., T.	2-0	2.0	-	-	-	-	1-0-4	-	-	-	1-0-7	-	-	DNP	-
Folger, C.	1-0	1.0	DNP	DNP	DNP	DNP	DNP	DNP	DNP	DNP	1-0-1	DNP	DNP	DNP	DNP
Tuttle, S.	1-0	1.0	DNP	-	-	-	-	-	-	1-0-1	DNP	DNP	DNP	DNP	DNP
Taylor, D.	1-0	1.0	DNP	-	-	DNP	DNP	DNP	-	DNP	1-0-1	-	-	-	-
Warrior, N.	1-0	1.0	-	-	-	-	-	-	-	-	1-0-1	-	-	-	DNP
Berry, Ev.	0-2	1.0	-	-	-	-	0-5-1	-	-	-	0-5-1	DNP	DNP	DNP	DNP
Williams, P.	0-1	0.5	-	-	0-5-1	-	-	-	DNP	DNP	DNP	DNP	DNP	DNP	DNP
McKenzie, K.	0-1	0.5	-	-	-	-	-	0-5-1	-	DNP	DNP	DNP	DNP	DNP	DNP
Picou, Q.	0-1	0.5	DNP	-	DNP	DNP	DNP	DNP	DNP	DNP	0-5-1	-	-	-	-
Bain, P.	0-1	0.5	DNP	DNP	DNP	DNP	DNP	DNP	DNP	DNP	0-5-2	DNP	DNP	DNP	DNP
Bain, P.	0-1	0.5	DNP	DNP	DNP	DNP	DNP	DNP	DNP	DNP	0-5-2	DNP	DNP	DNP	DNP



SPECIAL TEAMS GAME-BY-GAME

INTERCEPTION RETURNS

Player	No-Yds	APP ST	VT	OHIO	UF	UGA	T. A&M	ALA	SC	TTU	UK	MIZ	VU	NEB
Abernathy, M.	2-26	-	-	-	-	-	-	-	DNP	-	-	1-26	1-0	-
Kelly Jr., T.	2-10	-	-	-	1-1	-	1-9	-	-	-	-	DNP	-	-
Barnett, D.	1-7	-	-	-	-	-	-	1-7	-	-	-	-	-	-
Jennings, J.	1-0	-	-	-	-	-	-	-	-	-	1-0	-	-	-
Foreman, M.	1-0	-	-	DNP	-	1-0	-	DNP	DNP	DNP	-	-	-	-
Sutton, C.	1-0	1-0	-	-	DNP	DNP	DNP	DNP	DNP	DNP	-	-	-	-
Kongbo, J.	1-59	-	-	-	-	-	-	-	-	-	-	1-59	-	-
Jumper, C.	1-0	-	-	-	-	-	1-0	-	-	-	-	-	-	-
McDowell, C.	1-18	-	-	-	-	-	-	DNP	-	-	-	-	-	-

PUNT RETURNS

Player	No-Yds/TD	APP ST	VT	OHIO	UF	UGA	T. A&M	ALA	SC	TTU	UK	MIZ	VU	NEB
Kamara, A.	18-184	-	-	4-5	6-61	3-50	3-8	2-60	DNP	DNP	-	-	-	-
Callaway, M.	2-114	DNP	DNP	DNP	DNP	DNP	DNP	DNP	DNP	2-114	-	-	-	-
Smith, Jo.	6-35	-	-	DNP	-	-	1-16	-	2-10	1--2	1-8	1-3	-	-
Sutton, C.	6-32	3-0	1-14	-	DNP	DNP	DNP	DNP	DNP	DNP	-	1-17	-	1-1
TEAM	1-2	-	1-2	-	-	-	-	-	-	-	-	-	DNP	-

KICK RETURNS

Player	No-Yds/TD	APP ST	VT	OHIO	UF	UGA	T. A&M	ALA	SC	TTU	UK	MIZ	VU	NEB
Berry, Ev.	14-460	1-41	-	1-19	1-43	3-75	3-65	3-91	2-126	-	DNP	DNP	DNP	DNP
Byrd, T.	10-263	-	-	-	-	-	-	1-25	-	1-31	2-31	2-43	3-99	1-34
Abernathy, M.	6-123	-	-	3-63	-	2-45	-	-	DNP	-	-	-	-	1-15
Osborne, M.	4-79	-	DNP	-	DNP	-	-	-	1-24	-	3-55	-	-	-
Sutton, C.	3-65	-	-	1-19	DNP	DNP	DNP	DNP	DNP	DNP	-	-	1-22	1-24
Johnson, Ja.	2-25	-	-	-	-	-	-	-	-	-	-	-	2-25	-
Kamara, A.	1-16	-	-	-	-	-	1-16	-	DNP	DNP	-	-	-	-
Foreman, M.	1-16	-	-	DNP	-	-	-	DNP	DNP	DNP	-	-	1-16	-
TEAM	1-2	-	-	-	-	-	-	-	-	-	1-2	-	DNP	-

FIELD GOALS

Player	FG-FGA (Lg)	APP ST	VT	OHIO	UF	UGA	T. A&M	ALA	SC	TTU	UK	MIZ	VU	NEB
Medley, A.	10-15 (42)	2-2 (39)	1-2 (34)	0-1 (0)	1-1 (28)	---	1-1 (34)	1-1 (37)	0-1 (0)	2-2 (42)	0-1 (0)	---	2-3 (41)	1-1 (46)

PUNTING

Player	No-Yds-Avg	APP ST	VT	OHIO	UF	UGA	T. A&M	ALA	SC	TTU	UK	MIZ	VU	NEB
Daniel, T.	64-2860-44.7	6-295-49.2	6-255-42.5	6-236-39.3	5-216-43.2	6-215-35.8	6-271-45.2	10-483-48.3	6-294-49.0	3-137-45.7	4-195-48.8	4-185-46.2	2-78-39.0	6-260-43.3

2016 TEAM TOTALS

TEAM TOTALS GAME-BY-GAME

	1st	Rushing	Passing	Total Offense	Punts	Fumbles	Penalties	KO Ret.	Punt Ret.	Int. Ret.	3rd-Dn	Time of
	Score	Downs (No-Yds-TD)	(C-A-I-Yds-TD)	(Ply-Yds)	No-Avg	No-Lost	No-Yds	No-Yds	No-Yds	No-Yds	Convs.	Poss.
TENNESSEE	20	19	43-127-1	16-29-1-192-1	72-319	6-49.2	4-1	6-55	1-41	3-0	1-0	7-of-16 26:31
App State	13	17	43-184-1	15-23-1-108-1	66-292	6-40.3	1-0	5-36	3-46	1-45	1-3	3-of-13 33:29
TENNESSEE	45	16	46-239-3	10-19-1-91-3	65-330	6-42.5	2-0	6-60	0-0	2-16	0-0	3-of-13 28:16
vs. Va. Tech	24	21	45-186-2	20-28-0-214-1	73-400	5-34.4	5-5	8-101	5-106	1-2	1-3	6-of-13 31:44
TENNESSEE	28	23	42-201-2	19-27-1-203-2	69-404	6-39.3	5-0	9-94	5-101	4-5	0-0	7-of-14 29:36
Ohio	19	17	30-88-0	23-46-0-230-1	76-318	7-42.4	1-0	5-30	0-0	2--9	1-5	6-of-20 30:24
TENNESSEE	38	22	46-179-1	16-32-2-319-4	79-498	5-43.2	1-0	5-40	1-43	6-61	1-1	7-of-17 30:46
Florida	28	17	31-106-1	23-39-1-296-3	70-402	8-48.6	1-1	9-75	1-14	1-0	2-2	6-of-16 29:14
TENNESSEE	18	34	38-127-1	16-26-1-230-3	64-357	6-35.8	3-2	2-25	5-120	3-50	1-0	9-of-15 23:53
at Georgia	24	31	46-181-2	17-28-1-211-2	74-392	5-40.0	2-1	8-44	3-60	1-13	1-0	5-of-14 36:07
TENNESSEE	38	29	51-282-3	29-48-2-402-2	99-684	6-45.2	6-5	12-84	4-81	4-24	2-9	6-of-17 32:23
at Texas A&M	45	21	50-353-4	25-31-0-239-2	84-592	10-41.9	1-1	7-45	0-0	0-0	2-0	5-of-16 27:37
TENNESSEE	10	11	32-32-1	18-31-1-131-0	63-163	10-48.3	0-0	1-10	4-116	2-60	1-7	3-of-16 28:27
Alabama	49	28	48-409-4	18-28-1-185-1	76-594	4-50.0	2-1	5-38	1-26	4-108	1-58	6-of-12 31:33
TENNESSEE	21	16	37-136-1	12-27-2-161-1	64-297	6-49.0	2-1	9-87	3-150-1	2-10	0-0	5-of-14 24:06
at S. Carolina	24	19	49-158-1	15-21-0-167-2	70-325	9-42.8	0-0	7-77	1-27	0-0	2-0	6-of-16 35:54
TENNESSEE	55	21	25-177-3	22-27-0-294-3	52-471	3-45.7	0-0	6-71	1-31	3-112-1	1-18	4-of-8 18:44
Tennessee Tech	14	38-60	17-36-1-164-0	74-224	5-45.0	1-0	4-45	6-138	0-0	0-0	0-0	6-of-19 41:16
TENNESSEE	49	29	41-376	11-18-1-223-3	59-599	4-48.8	2-2	9-64	6-84	1-8	1-0	1-of-5 24:39
Kentucky	36	29	55-443	12-29-1-192-0	84-635	6-41.0	2-1	6-59	4-71	2--3	1-0	6-of-17 35:21
TENNESSEE	63	24	45-386-5	15-22-0-223-3	67-609	4-46.2	0-0	5-45	2-43	2-20	2-85-1	9-of-15 28:51
Missouri	37	41	67-420-4	21-43-2-320-1	110-740	2-46.0	2-2	7-51	3-68	0-0	0-0	11-of-20 31:09
TENNESSEE	34	27	33-176-2	31-34-0-340-2	67-516	2-39.0	3-2	4-35	7-162	0-0	1-0	5-of-11 28:29
at Vanderbilt	45	27	38-192-4	21-35-1-416-2	73-608	2-33.0	0-0	4-30	5-105	0-0	0-0	8-of-14 31:31
TENNESSEE	38	25	38-230-4	23-38-0-291-1	76-521	6-43.3	1-1	6-65	3-73	1-1	0-0	6-of-14 31:32
vs. Nebraska	24	18	28-61-1	19-42-0-257-2	70-318	7-42.7	3-1	7-41	2-28	0-0	0--	5-of-16 28:28

MISCELLANEOUS STATS

3RD-DOWN CONVERSIONS

Date	Opponent	Score	Overall	1st Qtr	2nd Qtr	3rd Qtr	4th Qtr	OT
Sept 1	Appalachian State	W, 20-13	7-16 43.8%	1-4 25.0%	2-4 50.0%	1-3 33.3%	1-3 33.3%	2-2100.0%
Sep 10	vs Virginia Tech	W, 45-24	3-13 23.1%	0-3 0.0%	1-2 50.0%	2-5 40.0%	0-3 0.0%	
Sep 17	Ohio	W, 28-19	7-14 50.0%	2-3 66.7%	0-3 0.0%	1-3 33.3%	4-5 80.0%	
Sep 24	Florida	W, 38-28	7-17 41.2%	1-5 20.0%	2-5 40.0%	2-3 66.7%	2-4 50.0%	
Oct 1	at Georgia	W, 34-31	9-15 60.0%	1-3 33.3%	3-3 100.0%	4-6 66.7%	1-3 33.3%	
Oct 08	at Texas A&M	L, 38-45	6-17 35.3%	0-3 0.0%	0-4 0.0%	4-4 100.0%	2-5 40.0%	0-1 0.0%
Oct 15	Alabama	L, 10-49	3-16 18.8%	1-5 20.0%	1-5 20.0%	1-4 25.0%	0-2 0.0%	
Oct 29	at South Carolina	L, 21-24	5-14 35.7%	3-5 60.0%	2-6 33.3%	0-2 0.0%	0-1 0.0%	
Nov. 5	Tennessee Tech	W, 55-0	4-8 50.0%	2-2 100.0%	1-2 50.0%	0-1 0.0%	1-3 33.3%	
Nov 12	Kentucky	W, 49-36	1-5 20.0%	0-2 0.0%	1-2 50.0%	0-0 0.0%	0-1 0.0%	
Nov 19	Missouri	W, 63-37	9-15 60.0%	2-4 50.0%	2-4 50.0%	1-3 33.3%	4-4 100.0%	
Nov 26	at Vanderbilt	L, 34-45	5-11 45.5%	1-1 100.0%	2-4 50.0%	1-3 33.3%	1-3 33.3%	
Dec 30	vs Nebraska	W, 38-24	6-14 42.9%	0-3 0.0%	4-5 80.0%	0-2 0.0%	2-4 50.0%	
Tennessee			72-175 41.1%	14-43 32.6%	21-49 42.9%	17-39 43.6%	18-41 43.9%	2-366.7%
Opponents			78-206 37.9%	19-50 38.0%	20-54 37.0%	23-51 45.1%	16-49 32.7%	0-2 0.0%

4TH-DOWN CONVERSIONS

Date	Opponent	Score	Overall	1st Qtr	2nd Qtr	3rd Qtr	4th Qtr	OT
Sept 1	Appalachian State	W, 20-13	0-0 0.0%	0-0 0.0%	0-0 0.0%	0-0 0.0%	0-0 0.0%	0-0 0.0%
Sep 10	vs Virginia Tech	W, 45-24	0-0 0.0%	0-0 0.0%	0-0 0.0%	0-0 0.0%	0-0 0.0%	0-0 0.0%
Sep 17	Ohio	W, 28-19	0-0 0.0%	0-0 0.0%	0-0 0.0%	0-0 0.0%	0-0 0.0%	0-0 0.0%
Sep 24	Florida	W, 38-28	1-3 33.3%	0-1 0.0%	1-1 100.0%	0-0 0.0%	0-1 0.0%	0-0 0.0%
Oct 1	at Georgia	W, 34-31	0-0 0.0%	0-0 0.0%	0-0 0.0%	0-0 0.0%	0-0 0.0%	0-0 0.0%
Oct 08	at Texas A&M	L, 38-45	1-2 50.0%	0-0 0.0%	0-1 0.0%	0-0 0.0%	1-1 100.0%	0-0 0.0%
Oct 15	Alabama	L, 10-49	0-1 0.0%	0-0 0.0%	0-0 0.0%	0-0 0.0%	0-1 0.0%	0-0 0.0%
Oct 29	at South Carolina	L, 21-24	0-1 0.0%	0-0 0.0%	0-1 0.0%	0-0 0.0%	0-0 0.0%	0-0 0.0%
Nov. 5	Tennessee Tech	W, 55-0	0-0 0.0%	0-0 0.0%	0-0 0.0%	0-0 0.0%	0-0 0.0%	0-0 0.0%
Nov 12	Kentucky	W, 49-36	0-0 0.0%	0-0 0.0%	0-0 0.0%	0-0 0.0%	0-0 0.0%	0-0 0.0%
Nov 19	Missouri	W, 63-37	0-0 0.0%	0-0 0.0%	0-0 0.0%	0-0 0.0%	0-0 0.0%	0-0 0.0%
Nov 26	at Vanderbilt	L, 34-45	0-1 0.0%	0-0 0.0%	0-0 0.0%	0-0 0.0%	0-1 0.0%	0-0 0.0%
Dec 30	vs Nebraska	W, 38-24	0-1 0.0%	0-0 0.0%	0-0 0.0%	0-1 0.0%	0-0 0.0%	0-0 0.0%
Tennessee			2-9 22.2%	0-1 0.0%	1-3 33.3%	0-1 0.0%	1-4 25.0%	0-0 0.0%
Opponents			8-26 30.8%	1-3 33.3%	4-8 50.0%	0-3 0.0%	3-11 27.3%	0-1 0.0%

TIME OF POSSESSION

Date	Opponent	Score	Overall	1st Qtr	2nd Qtr	3rd Qtr	4th Qtr	OT
Sept 1	Appalachian State	W, 20-13	26:31	7:33	5:57	6:52	6:09	0:00
Sep 10	vs Virginia Tech	W, 45-24	28:16	4:07	7:28	8:59	7:42	
Sep 17	Ohio	W, 28-19	29:36	7:48	4:17	7:39	9:52	
Sep 24	Florida	W, 38-28	30:46	7:10	8:30	7:38	7:28	
Oct 1	at Georgia	W, 34-31	23:53	4:11	6:04	8:36	5:02	
Oct 08	at Texas A&M	L, 38-45	32:23	7:12	8:02	8:48	8:21	0:00
Oct 15	Alabama	L, 10-49	28:27	8:41	5:39	8:48	5:19	
Oct 29	at South Carolina	L, 21-24	24:06	7:11	8:39	2:58	5:18	
Nov. 5	Tennessee Tech	W, 55-0	18:44	5:33	4:37	3:34	5:00	
Nov 12	Kentucky	W, 49-36	24:39	7:19	5:46	4:20	7:14	
Nov 19	Missouri	W, 63-37	28:51	7:25	7:50	4:22	9:14	
Nov 26	at Vanderbilt	L, 34-45	28:29	5:58	7:00	7:27	8:04	
Dec 30	vs Nebraska	W, 38-24	31:32	6:41	10:14	8:13	6:24	
Tennessee			Total 356:13	86:49	90:03	88:14	91:07	0:00
			Avg. 27:24	6:40	6:55	6:47	7:00	0:00
Opponents			Total 423:47	108:11	104:57	106:46	103:53	0:00
			Avg. 32:35	8:19	8:04	8:12	7:59	0:00



2016 RED ZONE STATS

TENNESSEE INSIDE OPPONENT RED-ZONE

Date	Opponent	Score	Times		Total	Rush	Pass	FGs	---- Failed to score inside RZ ---							
			In RZ	Scored					Pts	TDs	TDs	TDs	Made	FGA	Downs	Int
Sept 1	App State	W, 20-13	2	2	10	1	1	0	1	0	0	0	0	0	0	0
Sept 10	vs Va. Tech	W, 45-24	5	5	31	4	2	2	1	0	0	0	0	0	0	0
Sept 17	Ohio	W, 28-19	4	4	28	4	2	2	0	0	0	0	0	0	0	0
*Sept 24	Florida	W, 38-28	6	3	17	2	1	1	1	0	2	1	0	0	0	0
*Oct 1	at Georgia	W, 34-31	3	3	21	3	1	2	0	0	0	0	0	0	0	0
*Oct 08	at Texas A&M	L, 38-45	6	6	38	5	3	2	1	0	0	0	0	0	0	0
*Oct 15	Alabama	L, 10-49	2	2	10	1	1	0	1	0	0	0	0	0	0	0
*Oct 29	at S. Carolina	L, 21-24	2	2	14	2	1	1	0	0	0	0	0	0	0	0
Nov. 5	Tenn. Tech	W, 55-0	4	4	24	3	2	1	1	0	0	0	0	0	0	0
*Nov 12	Kentucky	W, 49-36	3	3	21	3	2	1	0	0	0	0	0	0	0	0
*Nov 19	Missouri	W, 63-37	3	3	21	3	2	1	0	0	0	0	0	0	0	0
*Nov 26	at Vanderbilt	L, 34-45	5	3	17	2	2	0	1	1	1	1	0	0	0	0
Dec 30	vs Nebraska	W, 38-24	4	3	21	3	3	0	0	0	0	0	0	0	1	0
Totals			49	43	273	36	23	13	7	1	3	1	0	1	0	0
			43 of 49 (87.8%)													

OPPONENT INSIDE TENNESSEE RED-ZONE

Date	Opponent	Score	Times		Total	Rush	Pass	FGs	---- Failed to score inside RZ ---							
			In RZ	Scored					Pts	TDs	TDs	TDs	Made	FGA	Downs	Int
Sept 1	App State	W, 20-13	2	1	7	1	1	0	0	0	1	0	0	0	0	0
Sep 10	vs Va. Tech	W, 45-24	3	3	17	2	1	1	1	0	0	0	0	0	0	0
Sep 17	Ohio	W, 28-19	4	4	16	1	0	1	3	0	0	0	0	0	0	0
*Sep 24	Florida	W, 38-28	4	4	28	4	1	3	0	0	0	0	0	0	0	0
*Oct 1	at Georgia	W, 34-31	3	3	17	2	2	0	1	0	0	0	0	0	0	0
*Oct 08	at Texas A&M	L, 38-45	7	6	38	5	3	2	1	1	0	0	0	0	0	0
*Oct 15	Alabama	L, 10-49	5	2	14	2	2	0	0	1	1	1	0	0	0	0
*Oct 29	at S. Carolina	L, 21-24	3	3	17	2	1	1	1	0	0	0	0	0	0	0
Nov. 5	Tenn. Tech	W, 55-0	0	0	0	0	0	0	0	0	0	0	0	0	0	0
*Nov 12	Kentucky	W, 49-36	6	5	23	2	2	0	3	0	0	0	1	0	0	0
*Nov 19	Missouri	W, 63-37	5	4	24	3	3	0	1	0	1	0	0	0	0	0
*Nov 26	at Vanderbilt	L, 34-45	6	6	38	5	3	2	1	0	0	0	0	0	0	0
Dec 30	vs Nebraska	W, 38-24	2	2	14	2	1	1	0	0	0	0	0	0	0	0
Totals			50	43	253	31	20	11	12	2	3	1	1	0	0	0
			43 of 50 (86.0%)													

2016 VIDEO REVIEWS

REVIEWS IN UT'S FAVOR: 15 NOT IN UT'S FAVOR: 22

- Officials reviewed Jalen Reeves-Maybin's first-quarter tackle of App State punt returner Jaquil Capel, upholding the original penalty called for targeting. Reeves-Maybin was ejected. (UPHELD)
- In the second quarter vs. App State, a pass reception by Josh Smith was reviewed and overturned, resulting in an incomplete pass. (REVERSED)
- Regulation time expired on an Appalachian State offensive play. Officials reviewed the play, and the call on the field was confirmed. (UPHELD)
- Officials ruled that Jalen Hurd recovered Joshua Dobbs' fumble in the end zone during overtime vs. App State. The play was reviewed and confirmed, resulting in Tennessee's winning touchdown in overtime. (UPHELD)
- Officials reviewed and confirmed a Virginia Tech fumble that was recovered by Corey Vereen. (UPHELD)
- Officials reviewed a muffed Virginia Tech punt that was recovered by Micah Abernathy and confirmed the call on the field. (UPHELD)
- Micah Abernathy fumbled on a first-quarter kickoff return vs. Ohio and Tennessee recovered on the sideline at its own 34. The play was reviewed and officials marked the ball at the 30, ruling the ball could not be advanced forward by a fumble. (REVERSED)
- An 18-yard TD pass from Joshua Dobbs to Jauan Jennings was reviewed vs. Ohio. Officials overturned the call, ruling Jennings' hand touched out of bounds at the one. (REVERSED)
- On a pass play from Ohio's Greg Windham to Troy Mangen in the fourth quarter, officials originally ruled the Bobcats were a yard short of first down. The spot of the ball was reviewed, and officials overturned the call, moving the ball upfield another yard and give Ohio the first down. (REVERSED)
- A one-yard touchdown rush by Florida's Jordan Scarlett was reviewed following an illegal substitution flag on the Tennessee defense. The ruling on the field was upheld to give UF a 20-0 lead in the second quarter. (UPHELD)
- An incomplete forward pass by Joshua Dobbs was reviewed in the second quarter vs. Georgia. Upon review, the call was upheld and Georgia received an illegal substitution penalty. (UPHELD)
- Originally ruled a 4-yard rushing touchdown by Joshua Dobbs vs. Georgia, the play was reviewed and upheld in the second quarter. (UPHELD)
- Ruled a catch by UT's Josh Smith in the third quarter vs. Georgia, the ruling on the field was overturned. (REVERSED)
- Originally ruled an incomplete pass from Texas A&M's Trevor Knight, the call was changed to an illegal forward pass and loss of down for the Aggies. (REVERSED)
- Following a Tennessee punt in the second quarter, the ruling on the field was the ball was downed at the one-yard line. Upon further review, the ruling on the field was confirmed. (UPHELD)
- Originally ruled a personal foul (targeting) against UT's Nigel Warrior in the first half, the call was upheld. Warrior was disqualified for the remainder of the game. (UPHELD)
- A Texas A&M punt ruled down at the 7-yard line was reviewed and reversed, placing the ball on the 17.5-yard line where it was sited out of bounds for a UT first down. (REVERSED)
- Ruled an interception by Todd Kelly Jr. against Texas A&M in the fourth quarter, further

review deemed the ball hit the ground before being caught and was changed to an incomplete pass. (REVERSED)

- Originally ruled a complete pass by Texas A&M's Trevor Knight to Christian Kirk to the Tennessee one-yard line, the call on the field was confirmed. (UPHELD)
- Originally called a touchdown following a Trevor Daniel 70-yard punt vs. South Carolina, the ruling on the field was confirmed following official review. (UPHELD)
- Ruled a complete pass from Joshua Dobbs to Jauan Jennings for 26 yards in the third quarter vs. USC, the ruling on the field was reversed to an incomplete pass. (REVERSED)
- Originally ruled targeting by South Carolina's D.J. Smith following a Jauan Jennings 25-yard reception in the fourth quarter, the ruling was upheld and Tennessee took the ball on its own 48-yard line. (UPHELD)
- Yeedee Thaanart of TTU was credited with a pass reception and fumble, which was recovered by Tennessee's Nigel Warrior and returned 10 yards. The play was reviewed and overturned. (REVERSED)
- Tennessee Tech defensive back Maleek Hall was flagged for targeting on a hit on Tennessee's Tyler Byrd. The play was reviewed and overturned. (REVERSED)
- Officials ruled that Tennessee Tech quarterback Colby Brown fumbled and Tennessee recovered. The play was reviewed and overturned. (REVERSED)
- Originally ruled short of the goal line, a 35-yard run by UT's Josh Dobbs was reviewed and the ruling stood, giving Tennessee the ball at UK's one-yard line. (UPHELD)
- A John Kelly rush for no gain was confirmed and the ruling on the field stood in the first quarter. (UPHELD)
- Ruled an incomplete pass from Kentucky's Stephen Johnson to Blake Bone, the call was overturned and changed to a complete pass at the 14-yard line, good for a 37-yard completion. (REVERSED)
- Originally ruled a fumble recovery by Tennessee in UT territory, the call was confirmed to give the Vols possession at their own 19-yard line. (UPHELD)
- Originally ruled a complete catch by UT's Brandon Johnson after being forced out of bounds by a Mizou defender, the ruling on the field was confirmed to give the Vols a first down at the Mizou 39-yard line. (UPHELD)
- Ruled a three-yard rush by Alvin Kamara to the Missouri 36-yard line, the ruling on the field was upheld following review. (UPHELD)
- Originally ruled a rush with no gain at the UT 44-yard line on fourth down by Vanderbilt's Ralph Webb, the ruling on the field was confirmed to make it a Tennessee first down. (UPHELD)
- A 27-yard touchdown catch by Josh Malone in the second quarter was overturned following review. Malone's reception was marked down at the half-yard line. (REVERSED)
- Ruled a 12-yard rush by Alvin Kamara in the third quarter, the call on the field was upheld to give Tennessee a first down at the Vandy 37-yard line. (UPHELD)
- A three-yard rush by UT's Joshua Dobbs was ruled a fumble, recovered by VU for possession at the 50-yard line to begin the fourth quarter. (REVERSED)
- Originally ruled a 13-yard touchdown catch by UT's Jauan Jennings just before the half, the ruling was overturned and changed to an incomplete pass. Accompanied with a pass interference call on Nebraska, the ruling gave UT the ball at its own 2-yard line.
- Ruled an incomplete pass by Nebraska's Ryker Fyfe in the third quarter, the call was confirmed. (UPHELD)

STARTING EXPERIENCE

OFFENSE								DEFENSE							
	'12	'13	'14	'15	'16	Tot	Strk		'12	'13	'14	'15	'16	Tot	Strk
Venzell Boulware, OL	3	3	2	Micah Abernathy, DB	10	10	4
Jason Croom, WR	.	7	1	.	6	14	4	Derek Barnett, DE	.	.	10	13	13	36	32
Joshua Dobbs, QB	.	4	5	13	13	35	32	Elliott Berry, LB	4	4	.
Jeff George, WR	2	2	1	Evan Berry, DB	3	3	.
Chance Hall, OL	.	.	.	7	6	13	.	Baylen Buchanan, DB	2	2	.
Jalen Hurd, TB	.	.	9	13	7	29	.	Kenny Bynum, LB	.	.	1	2	2	5	1
Jauan Jennings, WR	.	.	.	6	9	15	1	Malik Foreman, DB	.	.	.	10	7	17	2
Jack Jones, OL	.	.	.	1	6	7	.	Rashaan Gaulden, DB	9	9	1
Alvin Kamara, TB	.	.	.	1	7	8	4	Stephen Griffin, DB	1	1	1
John Kelly, RB	1	1	.	Jakob Johnson, TE/LB	.	.	2	.	.	2	.
Brett Kendrick, OT	.	.	2	5	13	20	18	Colton Jumper, LB	.	.	.	3	7	10	1
Josh Malone, WR	.	.	6	12	13	31	15	Todd Kelly Jr., DB	.	.	3	2	11	16	1
Drew Richmond, OT	6	6	4	Darrin Kirkland Jr. LB	.	.	.	10	7	17	1
Jashon Robertson, OG	.	.	13	10	12	35	6	Jonathan Kongbo DL	2	2	2
Josh Smith, WR	.	4	1	7	6	18	.	LaTroy Lewis, DE	.	.	1	5	4	10	.
Coleman Thomas, OT	.	.	5	13	9	27	5	Justin Martin, DB	.	.	.	6	2	8	.
Dylan Wiesman, C/OL	.	.	2	13	10	25	1	Cortez McDowell, LB	4	4	2
Preston Williams, WR	.	.	.	1	2	3	.	Kahlil McKenzie, DL	1	1	.
Ethan Wolf, TE	.	.	11	12	12	35	5	Emmanuel Moseley, DB	.	.	2	7	10	19	.
Total	.	15	55	114	143	327	-	Kyle Phillips, DL	1	1	.
SPECIAL TEAMS	'12	'13	'14	'15	'16	Tot	Strk	Danny O'Brien, DL	.	.	12	1	6	19	.
Trevor Daniel, P	.	.	.	13	13	26	26	Jalen Reeves-Maybin, LB	.	.	13	13	4	30	.
Aaron Medley, PK/KO	.	.	13	13	13	39	39	Austin Smith, LB	.	.	.	1	.	1	.
Total	.	.	13	26	26	65	-	Cameron Sutton, DB	.	12	13	13	7	45	4
								Shy Tuttle, DL	1	1	.
								Corey Vereen, DL	.	.	11	8	11	30	11
								Kendal Vickers, DL	.	.	.	13	13	26	26
								Nigel Warrior, DB	1	1	.
								Total	12	68	107	143	329	-	

STARTING LINEUPS

Offense	TE	LT	LG	C	RG	RT	WR	WR	QB	TB	WR	PK	P
APP. STATE	Et. Wolf	Richmond	Robertson	Thomas	Wiesman	Kendrick	Malone	P. Williams	Dobbs	Hurd	J. Smith	Medley	Daniel
vs. Virginia Tech	Et. Wolf	Richmond	Robertson	Thomas	Wiesman	Kendrick	Malone	J. Jennings	Dobbs	Hurd	J. Smith	Medley	Daniel
OHIO	Et. Wolf	Kendrick	Robertson	Wiesman	J. Jones	Thomas	Malone	P. Williams	Dobbs	Hurd	Kamara (TB)	Medley	Daniel
FLORIDA	Et. Wolf	Kendrick	Robertson	Wiesman	J. Jones	Hall	Malone	J. Jennings	Dobbs	Hurd	Croom (TE)	Medley	Daniel
at Georgia	Et. Wolf	Kendrick	Robertson	Wiesman	J. Jones	Hall	Malone	J. Jennings	Dobbs	Hurd	J. Smith	Medley	Daniel
at Texas A&M	Et. Wolf	Kendrick	Robertson	Wiesman	J. Jones	Hall	Malone	J. Jennings	Dobbs	Kamara	J. Smith	Medley	Daniel
ALABAMA	Et. Wolf	Kendrick	Boulware	Thomas	J. Jones	Hall	Malone	J. George	Dobbs	Hurd	Kamara (TB)	Medley	Daniel
at S. Carolina	Croom	Kendrick	Robertson	Wiesman	J. Jones	Hall	Malone	J. Jennings	Dobbs	Hurd	J. Smith	Medley	Daniel
TENN. TECH	Et. Wolf	Kendrick	Robertson	Thomas	Wiesman	Hall	Malone	J. Jennings	Dobbs	J. Kelly	J. Smith	Medley	Daniel
KENTUCKY	Et. Wolf	Richmond	Robertson	Wiesman	Thomas	Kendrick	Malone	J. Jennings	Dobbs	Kamara	Croom (TE)	Medley	Daniel
MISSOURI	Et. Wolf	Richmond	Robertson	Thomas	Boulware	Kendrick	Malone	J. Jennings	Dobbs	Kamara	Croom (TE)	Medley	Daniel
at Vanderbilt	Et. Wolf	Richmond	Robertson	Thomas	Boulware	Kendrick	Malone	J. George	Dobbs	Kamara	Croom (TE)	Medley	Daniel
vs. Nebraska	Et. Wolf	Richmond	Robertson	Thomas	Wiesman	Kendrick	Malone	Jennings	Dobbs	Kamara	Croom (TE)	Medley	Daniel
Defense	RE	DT	DT	LE	WLB	MLB	SLB	NK	RCB	FS	SS	LCB	
APP. STATE	Barnett	Vickers	O'Brien	Lewis	Reeves-Maybin	Kirkland Jr.	---	Foreman	Moseley	Abernathy	Kelly Jr.	Sutton	
vs. Virginia Tech	Barnett	Vickers	O'Brien	Lewis	Reeves-Maybin	Kirkland Jr.	---	Foreman	Moseley	Abernathy	Kelly Jr.	Sutton	
OHIO	Barnett	Vickers	O'Brien	Vereen	Reeves-Maybin	C. Jumper	---	Gaulden	Moseley	Abernathy	Kelly Jr.	Sutton	
FLORIDA	Barnett	Vickers	O'Brien	Vereen	Reeves-Maybin	C. Jumper	---	Gaulden	Moseley	Abernathy	Kelly Jr.	Martin	
at Georgia	Barnett	Vickers	O'Brien	Vereen	McDowell	C. Jumper	Bynum	---	Foreman	Abernathy	Kelly Jr.	Moseley	
at Texas A&M	Barnett	Vickers	O'Brien	Vereen	McDowell	C. Jumper	---	Gaulden	Moseley	Ev. Berry	Kelly Jr.	Foreman	
ALABAMA	Barnett	Vickers	McKenzie	Vereen	Ell. Berry	C. Jumper	---	Gaulden	Buchanan	Abernathy	Kelly Jr.	Moseley	
at S. Carolina	Barnett	Vickers	Tuttle	Vereen	C. Jumper	Kirkland Jr.	---	Gaulden	Buchanan	Kelly Jr.	Ev. Berry	Moseley	
TENN. TECH	Barnett	Vickers	Phillips	Vereen	Ell. Berry	Kirkland Jr.	---	Gaulden	Moseley	Ev. Berry	Kelly Jr.	Martin	
KENTUCKY	Barnett	Vickers	Lewis	Vereen	Ell. Berry	Kirkland Jr.	---	Gaulden	Sutton	Abernathy	Kelly Jr.	Moseley	
MISSOURI	Barnett	Vickers	Lewis	Vereen	Ell. Berry	Kirkland Jr.	---	Gaulden	Foreman	Abernathy	Warrior	Sutton	
at Vanderbilt	Barnett	Vickers	Kongbo	Vereen	McDowell	C. Jumper	Bynum	---	Foreman	Abernathy	Griffin	Sutton	
vs. Nebraska	Barnett	Vickers	Kongbo	Vereen	McDowell	Kirkland	---	Gaulden	Foreman	Abernathy	Kelly	Sutton	

PARTICIPATION GAME-BY-GAME

No. Player	GP/GS	APP ST.	VT	OHIO	UF	UGA	T. A&M	ALA	SC	TTU	UK	MIZ	VU	NEB
22 Abernathy, M.	12/10	START	START	START	START	START	XXX	START	...	XXX	START	START	START	START
97 Bain, P.	2/-	XXX	XXX
9 Barnett, D.	13/13	START	START	START	START	START	START	START	START	START	START	START	START	START
17 Bates, D.	13/-	XXX	XXX	XXX	XXX	XXX	XXX	XXX	XXX	XXX	XXX	XXX	XXX	XXX
41 Berry, El.	13/4	XXX	XXX	XXX	XXX	XXX	XXX	XXX	START	XXX	START	START	START	XXX
29 Berry, Ev.	9/3	XXX	XXX	XXX	XXX	XXX	START	XXX	START	START
35 Bituli, D.	9/-	XXX	XXX	XXX	XXX	XXX	XXX	XXX	...	XXX	XXX
5A Boulware, V.	7/3	...	XXX	...	XXX	...	XXX	START	...	XXX	...	START	START	...
56 Bryant, G.	11/-	XXX	XXX	XXX	XXX	XXX	XXX	XXX	XXX	XXX	XXX	XXX
28 Buchanan, B.	13/2	XXX	XXX	XXX	XXX	XXX	XXX	START	START	XXX	XXX	XXX	XXX	XXX
51 Bynum, K.	13/2	XXX	XXX	XXX	XXX	START	XXX	XXX	XXX	XXX	XXX	XXX	START	XXX
10 Byrd, T.	13/-	XXX	XXX	XXX	XXX	XXX	XXX	XXX	XXX	XXX	XXX	XXX	XXX	XXX
0J Callaway, M.	6/-	XXX	XXX	XXX	XXX	XXX	XXX
18 Croom, J.	12/6	...	XXX	XXX	START	XXX	XXX	XXX	START	XXX	START	START	START	START
93 Daniel, T.	13/-	XXX	XXX	XXX	XXX	XXX	XXX	XXX	XXX	XXX	XXX	XXX	XXX	XXX
11 Dobbs, J.	13/13	START	START	START	START	START	START	START	START	START	START	START	START	START
1C Dormady, Q.	4/-	...	XXX	XXX	...	XXX	...	XXX
3F Dowdy, T.	2/-	...	XXX	XXX
87 Fetzner, L.	1/-	XXX
27 Fils-Aime, C.	7/-	...	XXX	XXX	XXX	XXX	XXX	XXX
90 Folger, C.	1/-	XXX
13 Foreman, M.	9/7	START	START	...	XXX	START	START	XXX	START	START	START
3A Foster, H.	1/-	XXX
33 Gatewood, M.	1/-	XXX
0H Gaulden, R.	13/9	XXX	XXX	START	START	XXX	START	START	START	START	START	START	XXX	START
1J George, J.	9/2	...	XXX	XXX	XXX	START	...	XXX	XXX	XXX	START	XXX
26 Griffin, S.	11/1	XXX	XXX	XXX	XXX	...	XXX	XXX	XXX	...	XXX	XXX	START	XXX
76 Hall, C.	6/6	START	START	START	START	START	START
31 Henry, P.	13/-	XXX	XXX	XXX	XXX	XXX	XXX	XXX	XXX	XXX	XXX	XXX	XXX	XXX
1 Hurd, J.	7/7	START	START	START	START	START	...	START	START
15 Jennings, J.	13/9	XXX	START	XXX	START	START	START	XXX	START	START	START	START	XXX	START
98 Johnson, A.	1/-	...	XXX	XXX
1H Johnson, B.	9/-	XXX	...	XXX	XXX	XXX	XXX	XXX	XXX	XXX	...	XXX
44 Johnson, Ja.	13/-	XXX	XXX	XXX	XXX	XXX	XXX	XXX	XXX	XXX	XXX	XXX	XXX	XXX
66 Jones, J.	9/6	...	XXX	START	START	START	START	START	START	XXX	XXX
1D Jones, S.	1/-	XXX
53 Jumper, C.	13/7	XXX	XXX	START	START	START	START	START	START	XXX	XXX	XXX	START	XXX
6 Kamara, A.	11/7	XXX	XXX	START	XXX	XXX	START	START	START	START	START	START
24 Kelly Jr., T.	12/11	START	START	START	START	START	START	START	START	START	START	...	XXX	START
0E Kelly, J.	12/1	...	XXX	XXX	XXX	XXX	XXX	XXX	XXX	START	XXX	XXX	XXX	XXX
63 Kendrick, B.	13/13	START	START	START	START	START	START	START	START	START	START	START	START	START
34 Kirkland Jr., D	8/7	START	START	START	START	START	START	XXX	START
0B Kongbo, J.	13/2	XXX	XXX	XXX	XXX	XXX	XXX	XXX	XXX	XXX	XXX	XXX	START	START
2E Lacey, M.	2/-	XXX	XXX
3D Lewis, J.	2/-	XXX	XXX
4 Lewis, L.	12/4	START	START	...	XXX	XXX	XXX	XXX	XXX	XXX	START	START	XXX	XXX
3G Linde, G.	1/-	XXX
46 Lovingood, R.	13/-	XXX	XXX	XXX	XXX	XXX	XXX	XXX	XXX	XXX	XXX	XXX	XXX	XXX
3 Malone, J.	13/13	START	START	START	START	START	START	START	START	START	START	START	START	START
8 Martin, J.	11/2	XXX	XXX	...	START	...	XXX	XXX	XXX	START	XXX	XXX	XXX	XXX
20 McDowell, C.	12/4	XXX	XXX	XXX	XXX	START	START	...	XXX	XXX	XXX	XXX	START	START
99 McKenzie, K.	7/1	XXX	XXX	XXX	XXX	XXX	XXX	START
5F Medford, E.	13/-	XXX	XXX	XXX	XXX	XXX	XXX	XXX	XXX	XXX	XXX	XXX	XXX	XXX
2C Medley, A.	13/-	XXX	XXX	XXX	XXX	XXX	XXX	XXX	XXX	XXX	XXX	XXX	XXX	XXX
40 Mixon, D.	12/-	XXX	XXX	XXX	XXX	XXX	XXX	XXX	XXX	XXX	XXX	XXX	XXX	...
12 Moseley, E.	13/10	START	START	START	START	START	START	START	START	START	START	START	XXX	XXX
78 Mosley, C.	4/-	XXX	XXX	XXX	...	XXX
95 O'Brien, D.	6/6	START	START	START	START	START	START
0D Osborne, M.	11/-	XXX	...	XXX	...	XXX	XXX	XXX	XXX	XXX	XXX	XXX	XXX	XXX
5 Phillips, K.	11/1	...	XXX	XXX	XXX	...	XXX	XXX	XXX	START	XXX	XXX	XXX	XXX
5F Picou, Q.	7/-	...	XXX	XXX	...	XXX	XXX	XXX	XXX	XXX
21 Reeves-Maybin	4/4	START	START	START	START
5B Richmond, D.	9/6	START	START	XXX	XXX	...	XXX	START	START	START	START
75 Robertson, J.	13/12	START	START	START	START	START	START	XXX	START	START	START	START	START	START
38 Rochell, J.	1/-	XXX
60 Sanders, A.	12/-	...	XXX	XXX	XXX	XXX	XXX	XXX	XXX	XXX	XXX	XXX	XXX	XXX
14 Sapp, Q.	2/-	XXX	...	XXX
25 Smith, Jo.	12/6	START	START	...	XXX	START	START	XXX	START	START	XXX	XXX	XXX	XXX
23 Sutton, C.	7/7	START	START	START	START	START	START	START	START
68 Tatum, M.	2/-	XXX	...	XXX
19 Taylor, D.	8/-	...	XXX	XXX	XXX	...	XXX	XXX	XXX	XXX	XXX
55 Thomas, C.	11/9	START	START	START	XXX	...	XXX	START	...	START	START	START	START	START
2 Tuttle, S.	7/1	...	XXX	XXX	XXX	XXX	XXX	XXX	START
50 Vereen, C.	13/11	XXX	XXX	START	START	START	START	START	START	START	START	START	START	START
39 Vickers, K.	13/13	START	START	START	START	START	START	START	START	START	START	START	START	START
1I Warrior, N.	12/1	XXX	XXX	XXX	XXX	XXX	XXX	XXX	XXX	XXX	XXX	START	XXX	...
71 Wiesman, D.	10/10	START	START	START	START	START	START	...	START	START	START	...	START	...
30 Williams, D.	2/-	XXX	...	XXX
7 Williams, P.	6/2	START	XXX	START	XXX	XXX	XXX
80 Wolf, El.	6/-	XXX	XXX	XXX	...	XXX	XXX	XXX
82 Wolf, Et.	13/12	START	START	START	START	START	START	START	XXX	START	START	START	START	START

Starts indicated by position; X-Played; DNP-Did Not Play

GENERAL
 STAFF
 PLAYERS
 REVIEW
 HISTORY
 HONORS
 VOLMANAC
 RECORDS



2016 INDIVIDUAL SUPERLATIVES

MOST BY A VOL...

Rushes	28	Jalen Hurd vs Appalachian State
Yards Rushing	190	Joshua Dobbs vs Missouri
TD Rushes	3	Joshua Dobbs vs Nebraska
Long Rush	73	John Kelly vs Tennessee Tech
Pass attempts	47	Joshua Dobbs at Texas A&M
Pass completions	31	Joshua Dobbs at Vanderbilt
Yards Passing	398	Joshua Dobbs at Texas A&M
TD Passes	4	Joshua Dobbs vs Florida
Long Pass	67	Joshua Dobbs vs Appalachian State Joshua Dobbs vs Florida
Receptions	8	Alvin Kamara at Texas A&M Alvin Kamara at Vanderbilt
Yards Receiving	161	Alvin Kamara at Texas A&M
TD Receptions	2	Josh Malone vs Ohio Josh Malone vs Tennessee Tech
Long Reception	67	Josh Malone vs Appalachian State Jauan Jennings vs Missouri
Field Goals	2	Aaron Medley vs Appalachian State Aaron Medley vs Tennessee Tech
Long Field Goal	46	Aaron Medley vs Nebraska
Punts	10	Trevor Daniel vs Alabama
Punting Avg	49.2	Trevor Daniel vs Appalachian State
Long Punt	70	Trevor Daniel at South Carolina
Punts inside 20	5	Trevor Daniel vs Florida
Long Punt Return	62	Marquez Callaway vs Tennessee Tech
Long Kickoff Return	100	Evan Berry at South Carolina
Tackles	13	Jalen Reeves-Maybin vs Virginia Tech
Sacks	3.0	Derek Barnett at South Carolina
Tackles For Loss	3.0	Derek Barnett vs Florida Emmanuel Moseley vs Alabama Derek Barnett at South Carolina Corey Vereen vs Kentucky
Interceptions	1	Cameron Sutton vs App State Todd Kelly Jr. vs Florida Malik Foreman at Georgia Todd Kelly Jr. at Texas A&M Colton Jumper at Texas A&M Derek Barnett vs Alabama Cortez McDowell vs Tennessee Tech Jauan Jennings vs Kentucky Jonathan Kongbo vs Missouri Micah Abernathy vs Missouri Micah Abernathy at Vanderbilt

TENNESSEE'S LONG PLAYS

Rushing	73	John Kelly vs Tennessee Tech
Passing	67	Joshua Dobbs to Josh Malone vs. Appalachian State Joshua Dobbs to Jauan Jennings vs. Florida
Field Goal	46	Aaron Medley vs Nebraska
Punt	70	Trevor Daniel at South Carolina
Punt Return	62	Marquez Callaway vs Tenn. Tech
Kickoff Return	100	Evan Berry at South Carolina
INT Return	59	Jonathan Kongbo vs. Missouri
Fumble Return	--	--

MOST BY AN OPPONENT...

Rushes	31	Witter, I., vs Missouri
Yards Rushing	225	Crockett, D., vs Missouri
TD Rushes	3	Trevor Knight, at Texas A&M Hurts, J., vs Alabama
Long Rush	85	Scarborough, B., vs Alabama
Pass attempts	46	Windham, G., vs Ohio
Pass completions	23	Windham, G., vs Ohio Appleby, A., vs Florida
Yards Passing	416	Kyle Shurmur, at Vanderbilt
TD Passes	3	Appleby, A., vs Florida
Long Pass	76	Kyle Shurmur, at Vanderbilt
Receptions	9	Smith, S., vs Ohio Byrd, D., vs Tennessee Tech Moore, J'Mon, vs Missouri Trent Sherfield, at Vanderbilt
Yards Receiving	184	Trent Sherfield, at Vanderbilt
TD Receptions	2	Reilly, Brandon, vs Nebraska
Long Reception	76	Trent Sherfield, at Vanderbilt
Field Goals	4	Zervos, L., vs Ohio
Long Field Goal	45	Brown, Drew, vs Nebraska
Punts	10	Shane Tripucka, at Texas A&M
Punting Avg	50.0	Scott, JK, vs Alabama
Long Punt	62	Scott, JK, vs Alabama Sean Kelly, at South Carolina
Punts inside 20	6	Shane Tripucka, at Texas A&M
Long Punt Return	79	Jackson, E., vs Alabama
Long Kickoff Return	46	Reggie Davis, at Georgia
Tackles	15	Motuapuaka, A., vs Virginia Tech
Sacks	1.5	Ekanem, K., vs Virginia Tech
Tackles For Loss	2.5	Natrez Patrick, at Georgia Denzil Ware, vs Kentucky
Interceptions	2	Jamarcus King, at South Carolina

OPPONENT'S LONG PLAYS

Rushing	85	B. Scarborough vs. Alabama
Passing	76	Kyle Shurmur to Trent Sherfield at Vanderbilt
Field Goal	45	Drew Brown vs. Nebraska
Punt	62	JK Scott vs. Alabama Sean Kelly at South Carolina
Punt Return	79	E. Jackson vs. Alabama
Kickoff Return	46	Reggie Davis at Georgia
INT Return	58	Ronnie Harrison vs. Alabama
Fumble Return	--	--



2016 TEAM SUPERLATIVES

TENNESSEE HIGHS AND LOWS

Points Scored	63	Missouri
Low	10	Alabama
First Downs	29	Texas A&M, Kentucky
Low	11	Alabama
Rushing Attempts	51	Texas A&M
Low	25	Tennessee Tech
Rushing Yards	386	Missouri
Low	32	Alabama
Rushing TDs	5	Missouri
Low	1	App. St., UF, UGA, Bama, S. Carolina
Passes Attempted	48	Texas A&M
Low	18	Kentucky
Passes Completed	31	Vanderbilt
Low	10	Virginia Tech
Had Intercepted	2	Florida, Texas A&M, S. Carolina
Low	0	Va. Tech, Ohio, Tenn. Tech, Missouri, Vanderbilt, Nebraska
Passing Yards	402	Texas A&M
Low	91	Virginia Tech
Passing TDs	4	Florida
Low	0	Alabama
Total Offensive Plays	99	Texas A&M
Low	52	Tennessee Tech
Total Offensive Yards	684	Texas A&M
Low	163	Alabama
Fumbles	6	Texas A&M
Low	0	Alabama, Tenn. Tech, Missouri
Fumbles Lost	5	Texas A&M
Low	0	Va. Tech, Ohio, UF, Bama, Tenn. Tech, Missouri
Penalties	12	Texas A&M
Low	1	Alabama
Penalty Yards	94	Ohio
Low	10	Alabama
QB Sacks by	6	South Carolina
Low	0	Appalachian State, Ohio, Nebraska

OPPONENT HIGHS AND LOWS

Points Scored	49	Alabama
Low	0	Tennessee Tech
First Downs	41	Missouri
Low	14	Tennessee Tech
Rushing Attempts	67	Missouri
Low	28	Nebraska
Rushing Yards	443	Kentucky
Low	60	Tennessee Tech
Rushing TDs	5	Alabama
Low	0	Ohio, Tennessee Tech
Passes Attempted	46	Ohio
Low	21	South Carolina
Passes Completed	23	Ohio, Florida
Low	12	Kentucky
Had Intercepted	2	Texas A&M, Missouri
Low	0	Virginia Tech, Ohio, South Carolina, Nebraska
Passing Yards	416	Vanderbilt
Low	108	Appalachian State
Passing TDs	3	Florida
Low	0	Tennessee Tech, Kentucky
Total Offensive Plays	110	Missouri
Low	66	Appalachian State
Total Offensive Yards	740	Missouri
Low	224	Tennessee Tech
Fumbles	5	Virginia Tech
Low	0	South Carolina, Vanderbilt
Fumbles Lost	5	Virginia Tech
Low	0	App. State, Ohio, S. Carolina, Tenn. Tech, Vanderbilt
Penalties	9	Florida
Low	5	App. St., Ohio, Bama, Tenn. Tech
Penalty Yards	101	Virginia Tech
Low	30	Ohio, Vanderbilt
QB Sacks by	4	Texas A&M
Low	0	Tennessee Tech

2016 BIG PLAYS (More than 20 Yards)

20-YARDS-PLUS BY PLAYER

Player	No.	TD	R	P	KR	PR	IR	FR
Joshua Dobbs	16	4	16	0	0	0	0	0
Alvin Kamara	14	3	5	5	0	4	0	0
Josh Malone	16	10	0	16	0	0	0	0
Evan Berry	11	1	0	0	11	0	0	0
Jauan Jennings	11	3	0	11	0	0	0	0
Tyler Byrd	9	0	1	3	5	0	0	0
Micah Abernathy	5	0	0	0	4	0	1	0
John Kelly	5	3	5	0	0	0	0	0
Brandon Johnson	3	0	0	3	0	0	0	0
Ethan Wolf	3	1	0	3	0	0	0	0
Marquez Callaway	2	1	0	0	0	2	0	0
Jason Croom	3	0	0	3	0	0	0	0
Jalen Hurd	2	1	0	2	0	0	0	0
Marquill Osborne	2	0	0	0	2	0	0	0
Josh Smith	2	1	0	2	0	0	0	0
Jeff George	1	0	0	1	0	0	0	0
Jakob Johnson	1	0	0	0	1	0	0	0
Jonathan Kongbo	1	1	0	0	0	0	1	0
Cameron Sutton	2	0	0	0	2	0	0	0
TOTAL	109	29	27	49	25	6	2	0

20-YARDS-PLUS BY GAME

Team	No.	TD	R	P	KR	PR	IR	FR
APP. STATE	2	1	0	1	1	0	0	0
vs. Virginia Tech	5	3	3	2	0	0	0	0
OHIO	5	1	1	2	2	0	0	0
FLORIDA	10	4	1	7	1	1	0	0
at Georgia	10	1	0	4	5	1	0	0
at Texas A&M	9	0	2	6	1	0	0	0
ALABAMA	7	0	0	1	4	2	0	0
at South Carolina	8	1	2	3	3	0	0	0
TENNESSEE TECH	10	4	1	6	1	2	0	0
KENTUCKY	12	4	7	4	1	0	0	0
MISSOURI	13	6	7	3	1	0	2	0
at Vanderbilt	10	2	0	7	3	0	0	0
vs. Nebraska	8	2	3	3	2	0	0	0
TOTAL	109	29	27	49	25	6	2	0

2016 BIG PLAYS (More than 20 Yards)

20-YARD PLUS PLAYS

By Tennessee (109)
Offense (76)

Yards	Type	Player(s)	Opponent
73*	Rush	John Kelly	Tennessee Tech
67*	Rush	Joshua Dobbs	Missouri
67*	Pass	Malone from Dobbs	Appalachian St.
67*	Pass	Jennings from Dobbs	Florida
59*	Pass	Malone from Dobbs	Nebraska
57*	Pass	Malone from Dobbs	Missouri
53*	Pass	Kamara from Dobbs	Texas A&M
51*	Pass	Malone from Dobbs	Kentucky
49*	Pass	Jennings from Dobbs	Missouri
45*	Rush	Joshua Dobbs	Kentucky
44	Pass	Byrd from Dobbs	Kentucky
43*	Pass	Jennings from Dobbs	Georgia
43*	Pass	Malone from Dobbs	Texas A&M
43*	Pass	Malone from Dobbs	Tennessee Tech
42*	Pass	Malone from Dobbs	Florida
41	Rush	Joshua Dobbs	Kentucky
40	Rush	Joshua Dobbs	Virginia Tech
39	Rush	Alvin Kamara	Kentucky
38*	Pass	Malone from Dobbs	Virginia Tech
36	Rush	Alvin Kamara	Texas A&M
36	Pass	Malone from Dormady	Alabama
35	Rush	Alvin Kamara	Ohio
35	Rush	Joshua Dobbs	Kentucky
34	Pass	Kamara from Dobbs	Texas A&M
34	Rush	John Kelly	South Carolina
33	Rush	Joshua Dobbs	Texas A&M
33	Pass	Byrd from Dormady	Tennessee Tech
31	Rush	Joshua Dobbs	Virginia Tech
31	Pass	J. Smith from Dobbs	Georgia
31	Rush	Joshua Dobbs	South Carolina
31*	Pass	Malone from Dobbs	Nebraska
30	Pass	Malone from Dobbs	Florida
30*	Pass	Malone from Dobbs	Tennessee Tech
30*	Rush	Joshua Dobbs	Missouri
30*	Pass	Croom from Dobbs	Nebraska
29*	Rush	Alvin Kamara	Kentucky
29	Rush	Joshua Dobbs	Nebraska
28	Rush	Alvin Kamara	Missouri
28	Pass	Jennings from Dobbs	Vanderbilt
28*	Rush	John Kelly	Nebraska
28	Rush	Joshua Dobbs	Nebraska
27	Rush	Joshua Dobbs	Virginia Tech
27	Pass	Croom from Dobbs	Ohio
27	Pass	Malone from Dobbs	Texas A&M
27	Rush	John Kelly	Kentucky
27	Rush	John Kelly	Missouri
27	Pass	Malone from Dobbs	Vanderbilt
27*	Pass	Malone from Dobbs	Vanderbilt
26	Pass	Malone from Dobbs	Vanderbilt
25	Pass	Et. Wolf from Dobbs	South Carolina
25	Pass	Jennings from Dobbs	South Carolina
25	Pass	Jennings from Dobbs	Vanderbilt
26	Pass	Croom from Dobbs	Texas A&M
24*	Pass	J. Smith from Dobbs	Kentucky
23*	Pass	Kamara from Dobbs	Virginia Tech
23	Pass	Jennings from Dobbs	Florida
23	Pass	Hurd from Dobbs	Florida
23	Pass	Hurd from Dobbs	Georgia
23	Pass	Jennings from Dobbs	South Carolina
22	Rush	Joshua Dobbs	Florida
22	Rush	Joshua Dobbs	Kentucky
22	Rush	Joshua Dobbs	Missouri
22	Pass	B. Johnson from Dobbs	Missouri
22	Rush	Tyler Byrd	Missouri
21	Pass	Jennings from Dobbs	Florida
21	Pass	Jennings from Dobbs	Georgia
21*	Pass	B. Johnson from Dobbs	Tennessee Tech
21*	Pass	Kamara from Dobbs	Vanderbilt
20*	Pass	Malone from Dobbs	Ohio
20*	Pass	Et. Wolf from Dobbs	Florida
20	Pass	Jennings from Dobbs	Texas A&M
20	Pass	B. Johnson from Dobbs	Tennessee Tech
20	Pass	George from Dormady	Tennessee Tech
20	Pass	Wolf from Dobbs	Kentucky

Defense (2)

Yards	Type	Player(s)	Opponent
59*	INT	Jonathan Kongbo	Missouri
26	INT	Micha Abernathy	Missouri

Special Teams (31)

Yards	Type	Player(s)	Opponent
100*	KR	Evan Berry	South Carolina
67*	KR	Tyler Byrd	Vanderbilt
62*	PR	Marquez Callaway	Tennessee Tech
52	PR	Marquez Callaway	Tennessee Tech
45	KR	Evan Berry	Florida
41	KR	Evan Berry	Appalachian St.
38	KR	Evan Berry	Alabama
38	KR	Evan Berry	Georgia
37	KR	Evan Berry	Texas A&M
36	KR	Alvin Kamara	Alabama
32	KR	Tyler Byrd	Nebraska
31	KR	Tyler Byrd	Tennessee Tech
31	KR	Evan Berry	Alabama
28	KR	Alvin Kamara	Alabama
26	KR	Micha Abernathy	Ohio
26	KR	Evan Berry	South Carolina
25	KR	Tyler Byrd	Alabama
24	KR	Micha Abernathy	Ohio
24	KR	Marquill Osborne	South Carolina
24	KR	Tyler Byrd	Missouri
24	KR	Jakob Johnson	Vanderbilt
24	KR	Cameron Sutton	Nebraska
23	KR	Micha Abernathy	Georgia
23	KR	Evan Berry	Alabama
22	KR	Micha Abernathy	Georgia
22	KR	Marquill Osborne	Kentucky
22	KR	Cameron Sutton	Vanderbilt

21	KR	Evan Berry	Georgia
20	PR	Alvin Kamara	Florida
20	KR	Evan Berry	Georgia
20	PR	Alvin Kamara	Georgia

20-YARD PLUS PLAYS

By Opponent (96)
Offense (75)

Yards	Type	Player(s)	Opponent
85*	Rush	Bo Scarbrough	Alabama
76	Pass	Sherfield from Shurmur	Vanderbilt
75	Pass	Stephen Johnson	Kentucky
71*	Rush	Trayveon Williams	Texas A&M
71*	Rush	Jojo Kemp	Kentucky
69*	Rush	Travon McMillian	Virginia Tech
62*	Rush	Trevor Knight	Texas A&M
61	Pass	Callaway from Appleby	Florida
50*	Pass	Nauta from Eason	Georgia
50*	Pass	Mason from Lock	Missouri
47*	Pass	Ridley from Eason	Georgia
45*	Rush	Jalen Hurts	Alabama
45	Pass	Scott from Shurmur	Vanderbilt
45	Pass	Callaway from Appleby	Florida
43	Pass	Reynolds from Knight	Texas A&M
42	Pass	S. Smith from Windham	Ohio
42	Rush	Devine Oziobo	Nebraska
40	Rush	Rico Dowdle	South Carolina
40	Pass	Scott from Shurmur	Vanderbilt
39	Rush	Boom Williams	Kentucky
39	Rush	Dallas Rivers	Vanderbilt
39	Pass	B. Reilly from Fyfe	Nebraska
38	Pass	Damarea Crockett	Missouri
38*	Pass	B. Reilly from Fyfe	Nebraska
37	Pass	S. Smith from Windham	Ohio
37	Rush	Jalen Hurts	Alabama
37	Pass	Bone from Johnson	Kentucky
36	Pass	Cleveland from Appleby	Florida
35*	Pass	Crosby from Bentley	South Carolina
33	Pass	M. Cox from Lamb	Appalachian St.
33	Pass	C. Carter from Fyfe	Nebraska
32	Pass	Reynolds from Knight	Texas A&M
32	Pass	Johnson from Lock	Missouri
32	Pass	Sherfield from Shurmur	Vanderbilt
31	Pass	Ridley from Hurts	Alabama
30	Pass	S. Rogers from Evans	Virginia Tech
30	Pass	Byrd from Birdsona	Tennessee Tech
29	Pass	Byrd from Birdsona	Tennessee Tech
29*	Pass	Stewart from Hurts	Alabama
29	Pass	S. Smith from Windham	Ohio
29	Rush	Damarea Crockett	Missouri
28	Pass	Pinkney from Shurmur	Vanderbilt
28*	Rush	Ralph Webb	Vanderbilt
27	Pass	Noll from Knight	Texas A&M
27	Rush	Benny Snell	Kentucky
25	Pass	Moore from Lock	Missouri
25	Pass	Moore from Lock	Missouri
24	Pass	Iheanacho from Knight	Texas A&M
24	Pass	Kirk from Knight	Texas A&M
24	Rush	Sihiem King	Kentucky
24	Rush	Sihiem King	Kentucky
24	Pass	Culkin from Lock	Missouri
24	Pass	B. Beimers from Fyfe	Nebraska
24	Pass	Stewart from Hurts	Alabama
23	Pass	Howard from Hurts	Alabama
23	Rush	Nate Strong	Missouri
22	Pass	Worton from Appleby	Florida
22	Pass	Sony Michel	Georgia
22	Rush	Keith Ford	Texas A&M
22	Rush	Trayveon Williams	Texas A&M
22	Rush	Josh Jacobs	Alabama
22*	Pass	Samuel from Bentley	South Carolina
22	Rush	Conrad from Johnson	Kentucky
22*	Rush	Damarea Crockett	Missouri
21	Rush	TEAM	Virginia Tech
21	Pass	Kirk from Knight	Texas A&M
21	Pass	Ridley from Hurts	Alabama
21	Rush	Jalen Hurts	Alabama
21	Pass	Samuel from Bentley	South Carolina
20	Rush	Marcus Cox	Appalachian St.
20	Pass	Callaway from Appleby	Florida
20	Pass	Callaway from Appleby	Florida
20	Rush	Benny Snell	Kentucky
20*	Pass	Dobbs from Shurmur	Vanderbilt

Defense (1)

Yards	Type	Player(s)	Opponent
58*	INT	Ronnie Harrison	Alabama

Special Teams (20)

Yards	Type	Player(s)	Opponent
79*	KR	Eddie Jackson	Alabama
46	KR	Reggie Davis	Georgia
45	PR	Jaquill Capel	Appalachian St.
44	KR	Greg Stroman	Virginia Tech
38	KR	Dontez Byrd	Tennessee Tech
30	KR	Alex Ross	Missouri
28	KR	Greg Stroman	Virginia Tech
27	KR	A. J. Turner	South Carolina
26	KR	B. J. Emmons	Alabama
26	KR	Alex Ross	Missouri
25	KR	Darius Sims	Vanderbilt
23	KR	Darius Sims	Vanderbilt
22	KR	Dontez Byrd	Tennessee Tech
22	KR	Dontez Byrd	Tennessee Tech
22	KR	Dontez Byrd	Tennessee Tech
22	KR	Dontez Byrd	Tennessee Tech
22	KR	Dontez Byrd	Tennessee Tech
21	KR	Dontez Byrd	Tennessee Tech
21	KR	Greg Stroman	Virginia Tech
21	KR	Darius Sims	Vanderbilt
20	KR	Dontez Byrd	Tennessee Tech
20	KR	Dontez Byrd	Tennessee Tech
20	KR	Benny Snell	Kentucky

* touchdown scored on play

THE LAST TIME TENNESSEE...

INDIVIDUAL

Rushed for 100 yards - 118, Joshua Dobbs vs. Nebraska, 12/30/16
Rushed for 200 yards - 223, Arian Foster vs. Vanderbilt, 11/19/05
Rushed for 250 yards - 294, Chuck Webb vs. Mississippi, 11/18/89
A QB Rushed for 100 yards - 118, Joshua Dobbs vs. Nebraska, 12/30/16
Passed for 300 yards - 340, Joshua Dobbs at Vanderbilt, 11/26/16
Passed for 400 yards - 404, Tyler Bray vs. Missouri, 11/10/12
Passed for 500 yards - 530, Tyler Bray vs. Troy, 11/3/12
Had 100 yards receiving - 120, Josh Malone vs. Nebraska, 12/30/16
Had 150 yards receiving - 161, Alvin Kamara at Texas A&M, 10/8/16
Had 200 yards receiving - 219, Cordarrelle Patterson, vs. Troy, 11/3/12
Returned onside kick for TD - 44, Bret Smith at S. Carolina, 10/30/04
Returned conventional kickoff for TD - 100, Evan Berry at South Carolina, 10/29/16
Returned kickoff 100 yards - Evan Berry at South Carolina, 10/29/16
Returned punt for TD - 62, Marquez Callaway vs. Tennessee Tech, 11/5/16
Returned punt at least 75 yards - 85, Cameron Sutton vs. Vanderbilt, 11/28/15 (TD)
Had a rushing + punt return TD in same game - Alvin Kamara vs. WCU, 9/19/15 (2, 50)
Returned INT for TD - 59 yards, Jonathan Kongbo vs. Missouri, 11/19/16
Returned a fumble for TD - 0, Corey Vereen at Georgia, 10/1/16
Returned PAT for a score - 97, Floyd Miley vs. Mississippi, 11/17/90 (blocked kick return)
Rushed for three TDs - 3, Joshua Dobbs vs. Nebraska, 12/30/16
Rushed for four TDs - 4, James Stewart at Georgia, 9/10/94
Threw four TD passes - 4, Joshua Dobbs vs. Florida, 9/24/16
Caught three TD passes - 3, Justin Hunter vs. Troy, 11/3/12
Made four FGs - 4, Aaron Medley at Missouri, 11/21/15
Had an 80-yard run - 87, LaMarcus Coker at Vanderbilt, 11/18/06
Had an 80-yard completion - 81, Tyler Bray to Justin Hunter vs. Montana, 9/4/11
Had 20+ tackles - 21, Jalen Reeves-Maybin vs. Oklahoma, 9/12/15
Recorded three sacks - 3.0, Derek Barnett at South Carolina, 10/29/16
Forced two fumbles - 2, Rico McCoy vs. South Carolina, 10/31/09
Intercepted two passes - 2, Todd Kelly Jr. vs. Oklahoma 9/12/15
Intercepted three passes - 3, Deon Grant vs. Auburn 10/2/99
Made a 50-yard FG - 51, Michael Palardy at Missouri, 11/2/13

TEAM

Shut out an opponent - 55-0 vs. Tennessee Tech, 11/5/16
Shut out consecutive opponents - at Vanderbilt and vs. Kentucky, 11/23-30/02 (24-0)
Rushed for more than 300 yards - 386, vs. Missouri, 11/19/16 (45 att.)
Rushed for more than 400 yards - 406, vs. Vanderbilt, 11/26/94 (60 att.)
Passed for more than 300 yards - 340, at Vanderbilt, 11/26/16 (31 att.)
Passed for more than 400 yards - 402, at Texas A&M, 10/8/16 (48 att.)
Had more than 500 yards total off. - 521, vs. Nebraska, 12/30/16 (230 rush, 291 pass)
Had more than 600 yards total off. - 609, vs. Missouri, 11/19/16 (386 rush, 223 pass)
Scored 50 points - 63, vs. Missouri, 11/19/16 (Score: 63-37)
Scored 60 points - 63, vs. Missouri, 11/19/16 (Score: 63-37)
Scored 70 points - 70, vs. Louisiana-Monroe, 9/23/00 (Score: 70-3)
Scored 30+ points in a quarter - vs. Western Carolina, 9/19/15 (2nd quarter, 31 points)
Scored 35+ points in a quarter - Arkansas, 11/22/00 (1st quarter, 35 points)
Failed to rush for 100 yards - 32, vs. Alabama, 10/15/16 (32 att.)
Failed to pass for 100 yards - 91, vs. Virginia Tech, 9/10/16 (10-of-19)
Held opponent to fewer than 100 yards rushing - 61, vs. Nebraska, 12/30/16 (28 att.)
Held opponent to fewer than 100 yards passing - 90, vs. Western Carolina, 9/19/15 (11-of-22)
Held opponent to fewer than 100 yards total off. - 83, vs. W. Ky, 9/5/09 (34 rush, 49 pass)
Held opponent without a TD - vs. Tennessee Tech, 11/5/16 (Score: Tennessee 55-0)
Failed to get a first down - vs. Auburn, 9/27/58 (Score: Auburn 13-0)
Scored a safety - vs. Vanderbilt 11/28/15 (Derek Barnett sack)
Committed no turnovers - vs. Missouri, 11/19/16
Forced opponent into five turnovers - vs. Virginia Tech, 9/10/16
Committed no penalties - vs. Austin Peay, 8/31/13
Never had to punt - vs. Western Ky, 9/5/09 (15 off. possessions in 63-7 win)
Blocked a punt - vs. Georgia, 10/5/13 (Jalen Reeves-Maybin)
Returned blocked punt for TD - 15 vs. Georgia, 10/5/13 (Devaun Swafford)
Blocked a field goal - Arkansas, 10/3/15 (Shy Tuttle)
Returned blocked FG for TD - 90 vs. S. Carolina, 10/28/95 (Tyrone Hines)
Returned punt and kickoff for TD in same game - at Kentucky, 10/31/15 (Evan Berry 100-yard KR; Cameron Sutton 84-yard PR)
Blocked a PAT - Auburn, 11/9/13 (Daniel McCullers on PAT)
Faked a punt - at Vanderbilt, 11/17/12 (Michael Palardy incomplete pass)
Successfully faked punt for 1st down - at Alabama, 10/22/11 (M. Palardy pass to A. Anderson)
Faked a FG - vs. Missouri, 11/22/14 (P. Ashford pass to A. Ellis for touchdown)
Attempted 2-pt conversion - at Georgia, 9/27/14 (Worley pass to Helm successful)
Scored 2-pt conversion - at Georgia, 9/27/14 (Worley pass to Helm successful)
Attempted onside kick - vs. Missouri, 11/22/14 (Tennessee recovered; penalty turnover)
Two players w/ 100 yards rushing - J. Dobbs (190) & J. Kelly (101) vs. Missouri (11/19/16)
Three players with 100 yards rushing - J. Stewart (145), A. Hayden (115) & M. Phillips (107) vs. Vanderbilt, 11/30/91
Two players w/ 100 yards passing - J. Dobbs (183) & Q. Dormady (109) vs. TTU, 11/5/16
Two players w/ 100 yards receiving - J. Hunter (141) & M. Rivera (129) vs. Missouri, 11/10/12
Lost OT game - at Texas A&M, 10/8/16 (Score: TAMU 45-38 2OT)
Won OT game - vs. Appalachian State, 9/1/16 (Score: UT 20-13, OT)
Won game on last play - at Georgia, 10/1/16 (UT 34-31, 43-yd TD pass Dobbs to Jennings)
Lost game on last play - OT field goal vs. Georgia, 10/5/13 (Score: UGA 34-31, 1 OT)
Rallied from down 14 to win - at Georgia, 10/1/16 (trailed 17-0 in 2Q & won, 34-31)
Beat ranked opponent - vs. No. 24 Nebraska, 12/30/16 (Score: Tennessee 38-24)
Beat team ranked in top 15 - vs. #13 Northwestern, 1/1/16 (Score: Tennessee 45-6)
Beat team ranked in top five - at #4 LSU, 9/26/05 (Score: Tennessee 30-27 OT)

GENERAL

STAFF

PLAYERS

REVIEW

HISTORY

HONORS

VOLMANAC

RECORDS



■ THE LAST TIME AN OPPONENT...

INDIVIDUAL

- Rushed for 100 yards** - 114, Ralph Webb at Vanderbilt, 11/26/16
- Rushed for 200 yards** - 225, Damarea Crockett vs. Missouri, 11/19/16 (24 attempts)
- Rushed for 250 yards** - 282, Dexter McCluster, at Mississippi, 11/14/09 (25 attempts)
- A QB Rushed for 100 yards** - 132, Jalen Hurts, vs. Alabama, 10/15/16
- Passed for 300 yards** - 416, Kyle Shurmur, at Vanderbilt, 11/26/16
- Passed for 400 yards** - 416, Kyle Shurmur, at Vanderbilt, 11/26/16
- Passed for 500 yards** - Never
- Had 100 yards receiving** - 184, Trent Sherfield, & 117, Caleb Scott, at Vanderbilt, 11/26/16
- Had 150 yards receiving** - 184, Trent Sherfield at Vanderbilt, 11/26/16
- Had 200 yards receiving** - 233, Pharoah Cooper at South Carolina, 11/1/14
- Returned a kickoff for TD** - 90, Corey Grant, vs. Auburn, 11/9/13
- Returned a kickoff 100 yards** - Brandon Boykin, vs. Georgia, 10/10/09
- Returned a punt for TD** - 79, Eddie Jackson, vs. Alabama, 10/15/16
- Returned a blocked punt for TD** - 17, Sean Westgate, at UCLA, 9/1/08
- Returned an INT for TD** - 58, Ronnie Harrison vs. Alabama, 10/15/16
- Returned a fumble for TD** - 77, Cory Johnson at Kentucky (10/31/15)
- Returned an extra point for score** - Quinton Reese, Auburn (SEC Championship), 12/6/97 (yardage not recorded)
- Returned a punt for at least 75 yards** - 79, Eddie Jackson, vs. Alabama, 10/15/16 (TD)
- Rushed for three TDs** - 3, Jalen Hurts, vs. Alabama, 10/15/16
- Rushed for four TDs** - 4, Dexter McCluster, at Mississippi, 11/14/09
- Threw four TD passes** - 4, Marcus Mariota, at Oregon, 9/14/13
- Caught three TD passes** - 3, Josh Reed, at LSU, 9/30/00 (overtime)
- Made four FGs** - 4, Louie Zervos, Ohio, 9/17/16
- Had an 80-yard run** - 85, Bo Scarbrough vs. Alabama, 10/15/16
- Had an 80-yard completion** - 85, Dylan Thompson to Pharoah Cooper at South Carolina (TD), 11/1/14
- Recorded three sacks** - 5, Alex Brown, at Florida, 9/18/99
- Intercepted two passes** - 2, Jamarcus King, at South Carolina, 10/29/16
- Made a 50-yard FG** - 54, Austin MacGinnis, Kentucky, 11/15/14

TEAM

- Shut out Tennessee** - 31-0, Florida, 9/17/94
- Shut out Tennessee in consecutive games** - at Kentucky and vs. Vanderbilt, 11/19-26/59 (Scores: 20-0, 14-0)
- Rushed for more than 300 yards** - 420, vs. Missouri, 11/19/16
- Rushed for more than 400 yards** - 420, vs. Missouri, 11/19/16
- Passed for more than 300 yards** - 416, at Vanderbilt, 11/26/16
- Had more than 600 yards total offense** - 608, at Vanderbilt, 11/26/16 (416 pass, 192 rush)
- Scored 50 points** - 55, Auburn, 11/9/13, (Score: Auburn 55-23)
- Scored 60 points** - 62, Florida, 11/16/95 (Score: Florida 62-37)
- Scored 70 points** - 70, Trinity (present-day Duke), 11/4/1893 (Score: Trinity 70-0)
- Failed to rush for 100 yards** - 61, vs. Nebraska, 12/30/16 (28 att.)
- Failed to pass for 100 yards** - 90, Western Carolina, 9/19/15 (11-of-22)
- Held Tennessee to fewer than 100 yards rushing** - 32, vs. Alabama, 10/15/16 (32 att.)
- Held Tennessee to fewer than 100 yards passing** - 91, vs. Virginia Tech, 9/10/16 (10-19)
- Held Tennessee to fewer than 100 yards total offense** - 59, vs. Alabama, 10/18/80
- Held Tennessee without TD** - at Ole Miss, 10/18/14 (Score: Ole Miss 34-3)
- Scored a safety** - Montana, 9/4/11 (Tauren Poole tackled in end zone)
- Blocked a punt** - vs. North Texas, 11/14/15 (Calvin Minor)
- Returned a blocked punt for TD** - 17, at UCLA, 9/1/08 (Sean Westgate)
- Blocked a FG** - vs. Vanderbilt, 11/23/13 (blocked by Adam Butler)
- Blocked two FGs** - at Alabama, 10/24/09 (Terrence Cody blocked both)
- Returned punt and kickoff for TD in same game** - Auburn, 11/9/13 (Chris Davis 85-yard punt return; Corey Grant 90-yard kickoff return)
- Faked a punt** - North Texas, 11/14/15 (Keena pass 4 to Tucker, unsuccessful)
- Successfully faked a punt for first down** - Florida, 9/18/10 (Omarious Hines 36 run)
- Failed 2-pt conversion** - vs. Kentucky, 11/12/16 (Benny Snell rush fumbled)
- Scored 2-pt conversion** - at Missouri, 11/21/15 (Jason Reese pass from Drew Lock)
- Attempted an onside kick** - 3 vs. Iowa, 1/2/15 (last Todd Kelly Jr. recovered)
- Recovered a successful onside kick** - at Mississippi State, 10/13/12
- Two players with 100 yards rushing** - vs. Missouri, D. Crockett (225), I. Witter (163), 11/19/16
- Three players with 100 yards rushing** - Mississippi, P. Hofer (119), J. Reed (115), M. Sweet (103), 11/15/75
- Two players with 100 yards passing** - Troy, Corey Robinson (393) and Deon Anthony (103), 11/3/12
- Two players with 100 yards receiving** - Vanderbilt, Trent Sherfield (184) and Caleb Scott (117), 11/26/16
- Won OT game** - at Texas A&M, 10/8/16 (Score: TAMU 45-38 2OT)
- Lost OT game** - vs. Appalachian State, 9/1/16 (Score: UT 20-13, OT)
- Beat a ranked Tennessee team** - at Vanderbilt, 11/26/16 (Score: VU 45, #24 UT 34)
- Beat a Tennessee team ranked in the top 15** - vs. Alabama, 10/15/16 (Score: #1 UA 49, #9 UT 10)
- Beat a Tennessee team ranked in the top five** - Florida, 9/17/05 (Score: Florida 16, No. 4 UT 7)

Highlighted - Accomplished during 2016 season



Game 1

APPALACHIAN ST. 7 6 0 0 - 13
#9 TENNESSEE 3 0 3 7 7 20

Sept. 1 | Neyland Stadium | Knoxville, Tenn. | 7:36 p.m. | Attendance: 100,074



Breakdown

	ASU	UT
FIRST DOWNS	17	19
Rushing	10	9
Passing	7	10
Penalty	0	0
NET YARDS RUSHING	184	127
Rushing Attempts	43	43
Average Per Rush	4.3	3.0
Rushing Touchdowns	1	1
Yards Gained Rushing	196	161
Yards Lost Rushing	12	34
NET YARDS PASSING	108	192
Completions-Attempts-Int	15-23-1	16-29-1
Average Per Attempt	4.7	6.6
Average Per Completion	7.2	12.0
Passing Touchdowns	1	1
TOTAL OFFENSE YARDS	292	319
Total offense plays	66	72
Average Gain Per Play	4.4	4.4
Fumbles: Number-Lost	1-0	4-1
Penalties: Number-Yards	5-36	6-55
PUNTS-YARDS	6-242	6-295
Average Yards Per Punt	40.3	49.2
Net Yards Per Punt	40.3	38.3
Inside 20	1	3
50+ Yards	0	2
Touchbacks	0	1
Fair catch	2	4
KICKOFFS-YARDS	3-195	4-256
Average Yards Per Kickoff	65.0	64.0
Net Yards Per Kickoff	34.7	46.2
Touchbacks	2	1
Punt Returns: Number-Yards-TD	1-45-0	3-0-0
Average Per Return	45.0	0.0
Kickoff Returns: Number-Yards-TD	3-46-0	1-41-0
Average Per Return	15.3	41.0
Interceptions: Number-Yards-TD	1-3-0	1-0-0
Fumble Returns: Number-Yards-TD	0-0-0	0-0-0
Miscellaneous Yards	0	0
Possession Time	33:29	26:31
1st Quarter	7:27	7:33
2nd Quarter	9:03	5:57
3rd Quarter	8:08	6:52
4th Quarter	8:51	6:09
Third-Down Conversions	3 of 13	7 of 16
Fourth-Down Conversions	1 of 2	0 of 0
Red-Zone Scores-Chances	1-2	2-2
Touchdowns	1-2	1-2
Field goals	0-2	1-2
Sacks By: Number-Yards	2-19	0-0
PAT Kicks	1-2	2-2
Field Goals	0-1	2-2

► THE WRAPUP

GAME NOTES

The Vols found a way to extend their winning streak to seven games. It's the longest UT win spree since the 2001 campaign, when UT won its last seven contests of the regular season before falling to LSU in the SEC Championship Game.

Tennessee now owns a 90-24-6 (.775) all-time record in 120 season openers. UT has won eight-straight season openers and 20 of its last 22.

Jalen Hurd rushed for 110 yards, surpassing the 100-yard barrier for the fourth-consecutive game. The junior running back also passed Jamal Lewis (487) and Travis Stephens (488) to move into ninth on the school's all-time carries list.

Dobbs moved past QB Jeff Francis (5,900, 1985-88) into sixth place in career total yards on Tennessee's first drive of the game. Dobbs now has 6,085 career total yards.

Micha Abernathy turned in a career-high eight tackles and thwarted a fourth-down attempt with a pass defense in the end zone to seal Tennessee's overtime victory.

#9/10 TENNESSEE COMES BACK LATE TO DOWN APP STATE

KNOXVILLE, Tenn. -- Jalen Hurd recovered a fumble in the end zone during the first overtime period to complete a 10-point comeback over Appalachian State and allow No. 9/10 Tennessee to escape Neyland Stadium with a season opening win on Thursday night.

The Vols trailed 13-6 entering the fourth quarter, but Joshua Dobbs hit Josh Malone on a 67-yard pass down the left sideline. Malone had two catches for 81 yards on the 6 play, 92-yard drive which tied the game at 13 with 10:30 remaining in fourth.

"At the end of the day we found a way to win the football game," head coach Butch Jones said. "We had some players step up and make some critical plays. Just about anything and everything went wrong. We found a way to win, got it to overtime and had a clutch play to Josh Malone."

The Vols (1-0) fell behind after Cameron Sutton muffed a punt on the first drive. Appalachian State recovered the ball and promptly marched 36 yards, capped by a five-yard rushing touchdown by Taylor Lamb.

The Mountaineers pushed their advantage to 13-3 with 8:53 remaining in the second quarter as Lamb floated a ball down the right sideline to Marcus Cox. Cox caught the 33-yard score on a wheel route out of the backfield.

That score held until halftime. Appalachian State (0-1) outrushed the Vols, 82-56, in the first half and held possession for 16:30 as it controlled the tempo.

The Vols' momentum changed early in the second half as Sutton picked off a Lamb pass on the opening drive. Tennessee was able to turn the App State miscue into three points on Aaron Medley's second field goal of the game, bringing the Vols to within 13-6 entering the fourth quarter.

The Vols went to overtime for the second-consecutive season opener, but Dobbs kept the opening drive of the extra session alive with a winding six-yard run on third-and-6. Three plays later, Dobbs dashed for the corner of the end zone, but lost the ball as he tried to extend over the goal line. Hurd recovered the ball in a scrum to put UT up 20-13.

In his first career start, Micha Abernathy broke up Lamb's pass in the end zone on fourth-and-5 to secure the Tennessee's seventh-straight win and eighth-straight victory in a season opener.

>> SCORING SUMMARY

Team	Qtr	Time	Scoring Play	Conversion	Plays	TOPScore
ASU	1st	10:56	Lamb 5 yd run	Rubino kick	5-36	1-43 7-0
UT	1st	6:14	Medley 23 yd field goal		15-70	4-42 7-3
ASU	2nd	8:53	Cox 33 yd pass from Lamb	Missed PAT	12-77	6:00 13-3
UT	3rd	3:00	Medley 39 yd field goal		11-48	3:54 13-6
UT	4th	10:30	Malone 67 yd pass from Dobbs	Medley kick	6-92	2:04 13-13
UT	OT	00:00	Hurd 0 yd fumble recovery	Medley kick	7-25	0:00 13-20

Stat Leaders

>> APPALACHIAN ST.

Rushing	Avt	Yds	TD	Long	Avg.
Cox	24	115	0	20	4.8
Lamb	8	27	1	8	3.4
Moore	7	17	0	12	2.4
Hopkins	3	13	0	8	4.3
Barbour	1	12	0	0	12.0
Totals	43	184	1	20	4.3
Passing	C-A-I	Yds	TD	Long	Sack
Lamb	15-23-1	108	1	33	0
Totals	15-23-1	108	1	33	0
Receiving	No.	Yds	TD	Long	
Hopkins	5	39	0	12	
Cox	4	34	1	33	
Meadors	2	19	0	13	
Jones	1	10	0	10	
Capel	1	3	0	3	
Barbour	1	2	0	2	
Burns	1	1	0	1	
Totals	15	108	1	33	

>> TENNESSEE

Rushing	Avt	Yds	TD	Long	Avg.
Hurd	28	110	1	15	3.9
Kamara	6	21	0	7	3.5
Dobbs	9	-4	0	13	-0.4
Totals	43	127	1	13	3.0
Passing	C-A-I	Yds	TD	Long	Sack
Dobbs	16-29-1	192	1	67	2
Totals	16-29-1	192	1	67	2
Receiving	No.	Yds	TD	Long	
Preston Williams	5	45	0	16	
Ethan Wolf	4	40	0	11	
Alvin Kamara	3	20	0	13	
Josh Malone	2	81	1	67	
Jalen Hurd	1	6	0	6	
Jauan Jennings	1	0	0	0	
Totals	16	192	1	67	

Game 2

VIRGINIA TECH 14 0 3 7 - 24
#17 TENNESSEE 0 24 7 14 - 45

Sept. 10 | Bristol Motor Speedway | Bristol, Tenn. | 8:23 p.m. | Attendance: 156,990



Breakdown

	VT	UT
FIRST DOWNS	21	16
Rushing	7	9
Passing	11	4
Penalty	3	3
NET YARDS RUSHING	186	239
Rushing Attempts	45	46
Average Per Rush	4.1	5.2
Rushing Touchdowns	2	3
Yards Gained Rushing	238	268
Yards Lost Rushing	52	29
NET YARDS PASSING	214	91
Completions-Attempts-Int	20-28-0	10-19-1
Average Per Attempt	7.6	4.8
Average Per Completion	10.7	9.1
Passing Touchdowns	1	3
TOTAL OFFENSE YARDS	400	330
Total offense plays	73	65
Average Gain Per Play	5.5	5.1
Fumbles: Number-Lost	5-5	2-0
Penalties: Number-Yards	8-101	6-60
PUNTS-YARDS	5-172	6-255
Average Yards Per Punt	34.4	42.5
Net Yards Per Punt	31.2	39.5
Inside 20	1	2
50+ Yards	0	1
Touchbacks	0	1
Fair catch	2	3
KICKOFFS-YARDS	5-325	8-516
Average Yards Per Kickoff	65.0	64.5
Net Yards Per Kickoff	40.0	41.9
Touchbacks	5	3
Punt returns: Number-Yards-TD	1--2-0	2-16-0
Average Per Return	-2.0	8.0
Kickoff returns: Number-Yds-TD	5-106-0	0-0-0
Average Per Return	21.2	0.0
Interceptions: Number-Yds-TD	1-3-0	0-0-0
Fumble Returns: Number-Yds-TD	0-0-0	0-0-0
Miscellaneous Yards	0	0
Possession Time	31:44	28:16
1st Quarter	10:53	4:07
2nd Quarter	7:52	7:28
3rd Quarter	6:01	8:59
4th Quarter	7:18	7:42
Third-Down Conversions	6 of 13	3 of 13
Fourth-Down Conversions	0 of 0	0 of 0
Red-Zone Scores-Chances	3-3	5-5
Touchdowns	2-3	4-5
Field goals	1-3	1-5
Sacks By: Number-Yards	2-10	3-15
PAT Kicks	3-3	6-6
Field Goals	1-2	1-2

THE WRAPUP

GAME NOTES

A crowd of 156,990 was in attendance, setting a record for most fans ever at a college football game.

The Vols extended their winning streak to eight games. It's the longest UT win streak since the Vols won 14 in row, spanning a 13-0 1998 season to a victorious first game in 1999.

Dobbs became Tennessee's all-time leading rushing quarterback on his 40-yard run in the third quarter, passing Jimmy Streeter (1,374, 1976-79). Dobbs finished with 106 yards on 14 carries vs. the Hokies and now has 1,431 rushing yards for his career.

Sophomore free safety Micah Abernathy set a school record, pouncing on three of the Hokies' fumbles.

This was the sixth time in the past two seasons that Tennessee put 45 or more points on the scoreboard.

With 99 rushing yards (on 22 carries), Jalen Hurd moved into eighth place on UT's career rushing yardage list with 2,396.

He passed Travis Stephens (2,336, 1997-2001), Reggie Cobb (2,360, 1987-89), Curt Watson (2,364, 1969-71) and Montario Hardesty (2,391, 2005-09) tonight.

#17/14 VOLS RACE PAST VIRGINIA TECH, 45-24

BRISTOL, Tenn. -- No. 17/14 Tennessee drafted behind Virginia Tech in the first quarter before lapping the Hokies and emerging with a 45-24 win at the Pilot Flying J Battle at Bristol on Saturday night at Bristol Motor Speedway. The win came in front of 156,990 fans, the most to ever witness a college football game.

On the first play of the second quarter, Virginia Tech (1-1) quarterback Jerod Evans mishandled the snap as the Hokies tried to run an end-around. Sophomore Micah Abernathy jumped on the first of his Tennessee-record three fumble recoveries at the five-yard line, flipping momentum in the Vols' favor after they had fallen behind 14-0 in the first quarter.

UT (2-0) scored on the next play as Joshua Dobbs floated a pass to Jauan Jennings on the right side of the end zone, bringing the score to 14-7 and kick-starting a 45-3 run en route to victory lane.

Dobbs started Tennessee's next drive with a 40-yard run on a quarterback draw. Two plays later, he threw a 38-yard touchdown pass to Josh Malone to complete a four-play, 90-yard drive. Medley added a field goal on the Vols' next possession to put them in the driver's seat at 17-14.

The Vols scored on all four of their offensive possessions in the second quarter. Dobbs punctuated the comeback with a five-yard draw with 39 seconds left in the half. That run capped a 24-0 second quarter, which put the Vols up 10 entering halftime.

The Vols extended their lead to 31-14 in the third quarter as Dobbs spun out of a tackle, rolled to his left and found Alvin Kamara open for a 23-yard touchdown pass.

Dobbs added a 27-yard weaving touchdown run and John Kelly chipped in a four-yard touchdown plunge to put the Vols up 45-17.

Virginia Tech had opened the game with a 14-0 advantage after Evans found Sam Rogers out of the backfield for a seven-yard touchdown pass. Travon McMillian added a 69-yard touchdown run for the Hokies as he was able to get around the left edge and down the sideline to punctuate the first quarter. Virginia Tech outgained UT 204-28 and had nine first downs to the Vols' one after the opening stanza.

>> SCORING SUMMARY

Team	Qtr	Time	Scoring Play	Conversion	Plays	TOPScore
VT	1st	4:32	Rogers 7 yd pass from Evans	Slye kick	8-62	3:11 7-0
VT	1st	2:48	McMillian 69 yd run	Slye kick	2-77	0:47 14-0
UT	2nd	14:43	Jennings 5 yd pass from Dobbs	Medley kick	1-5	0:06 14-7
UT	2nd	9:42	Malone 38 yd pass from Dobbs	Medley kick	4-90	1:39 14-14
UT	2nd	5:30	Medley 34 yd field goal		6-9	2:22 14-17
UT	2nd	0:39	Dobbs 5 yd run	Medley kick	9-58	3:21 14-24
UT	3rd	7:04	Kamara 23 yd pass from Dobbs	Medley kick	5-67	1:22 14-31
VT	3rd	3:41	Slye 26 yd field goal		7-42	3:16 17-31
UT	4th	6:45	Dobbs 27 yd run	Medley kick	4-43	1:49 17-38
UT	4th	6:32	Kelly 4 yd run	Medley kick	1-4	0:05 17-45
VT	4th	3:28	McKenzie 2 yd run	Slye kick	10-79	3:00 24-45

Stat Leaders

>> VIRGINIA TECH

Rushing	Att	Yds	TD	Long	Avg.
McMillian	14	127	1	69	9.1
Hodges	4	22	0	7	5.5
McKenzie	5	21	1	7	4.2
Rogers	4	20	0	7	5.0
Evans	16	18	0	16	1.1
Carroll	1	-1	0	0	-1.0
TEAM	1	-21	0	0	-21.0
Totals	45	186	2	69	4.1

Passing	C-A-I	Yds	TD	Long	Sack
Evans	20-28-0	214	1	30	3
Totals	20-28-0	214	1	30	3

Receiving	No.	Yds	TD	Long
Phillips	7	77	0	14
Ford	5	51	0	14
Rogers	3	47	1	30
Hodges	3	13	0	11
McKenzie	1	17	0	17
McMillian	1	9	0	9
Totals	20	214	1	30

>> TENNESSEE

Rushing	Att	Yds	TD	Long	Avg.
Dobbs	14	106	2	40	7.6
Hurd	22	99	0	18	4.5
Fils-Aime	4	19	0	6	4.8
Kamara	3	9	0	9	3.0
Byrd	1	5	0	5	5.0
Kelly	1	4	1	4	4.0
Dowdy	1	-3	0	0	-3.0
Totals	46	239	3	40	5.2

Passing	C-A-I	Yds	TD	Long	Sack
Dobbs	10-19-1	91	3	38	2
Totals	10-19-1	91	3	38	2

Receiving	No.	Yds	TD	Long
Kamara	3	25	1	25
Malone	2	46	1	38
Jennings	2	7	1	5
Croom	1	9	0	9
Smith	1	3	0	3
Hurd	1	1	0	1
Totals	10	91	3	38

Game 3

OHIO 6 6 7 0 - 19
#15 TENNESSEE 7 7 7 7 - 28

Sept. 17 | Neyland Stadium | Knoxville, Tenn. | 12:02 p.m. | Attendance: 101,362



Breakdown

	OHIO	UT
FIRST DOWNS	17	23
Rushing	3	13
Passing	10	10
Penalty	4	0
NET YARDS RUSHING	88	201
Rushing Attempts	30	42
Average Per Rush	2.9	4.8
Rushing Touchdowns	0	2
Yards Gained Rushing	94	235
Yards Lost Rushing	6	34
NET YARDS PASSING	230	203
Completions-Attempts-Int	23-46-0	19-27-1
Average Per Attempt	5.0	7.5
Average Per Completion	10.0	10.7
Passing Touchdowns	1	2
TOTAL OFFENSE YARDS	318	404
Total offense plays	76	69
Average Gain Per Play	4.2	5.9
Fumbles: Number-Lost	1-0	5-0
Penalties: Number-Yards	5-30	9-94
PUNTS-YARDS	7-297	6-236
Average Yards Per Punt	42.4	39.3
Net Yards Per Punt	41.7	40.8
Inside 20	2	1
50+ Yards	0	1
Touchbacks	0	0
Fair catch	0	3
KICKOFFS-YARDS	6-308	5-325
Average Yards Per Kickoff	51.3	65.0
Net Yards Per Kickoff	34.5	40.0
Touchbacks	0	5
Punt returns: Number-Yards-TD	2-9-0	4-5-0
Average Per Return	-4.5	1.2
Kickoff returns: Number-Yards-TD	0-0-0	5-101-0
Average Per Return	0.0	20.2
Interceptions: Number-Yds-TD	1-5-0	0-0-0
Fumble Returns: Number-Yds-TD	0-0-0	0-0-0
Miscellaneous Yards	0	0
Possession Time	30:24	29:36
1st Quarter	7:12	7:48
2nd Quarter	10:43	4:17
3rd Quarter	7:21	7:39
4th Quarter	5:08	9:52
Third-Down Conversions	6 of 20	7 of 14
Fourth-Down Conversions	1 of 2	0 of 0
Red-Zone Scores-Chances	4-4	4-4
Touchdowns	1-4	4-4
Field goals	3-4	0-4
Sacks By: Number-Yards	3-27	0-0
PAT Kicks	1-1	4-4
Field Goals	4-4	0-1

THE WRAPUP

GAME NOTES

The Vols extended their winning streak to nine games. It's the longest UT win streak since the Vols won 14 in row, spanning a 13-0 1998 season to a victorious first game in 1999. UT is 3-0 for the first time since 2004.

Redshirt sophomore Rashaan Gauden got his first career start, getting the nod at nickelback in the absence of Malik Foreman. Gauden was second on the team with a career-best seven tackles.

Dobbs passed Tee Martin (4,592, 1996-99) and moved into seventh place on UT's career passing yards list. Dobbs now has 4,678 career passing yards.

UT is one of just four schools (Alabama-14, San Diego State-12, Tennessee-9 and Georgia-7) with active win streaks of seven or more games.

With two TD grabs today, Malone now has four on the season. Malone entered 2016 with three receiving touchdowns total over the previous two seasons.

With 15 carries today (for 67 yards), Hurd moved past Curt Watson (529, 1969-71) and James Stewart (531, 1991-94) into fifth place for career rushing attempts at Tennessee.

#15/15 TENNESSEE OUTLASTS OHIO, 28-19

KNOXVILLE, Tenn. -- Josh Malone caught two touchdown passes from Joshua Dobbs as No. 15/15 Tennessee outlasted Ohio, 28-19, on Saturday afternoon in Neyland Stadium.

Dobbs finished 19-of-27 for 203 yards, two touchdowns and one interception and rushed 14 times for 59 yards and a score.

Malone matched his career high with five catches for 69 yards and two touchdowns.

The Vols (3-0) racked up 201 rushing yards. Alvin Kamara had 67 yards on 11 carries and Hurd finished with 61 yards and one touchdown on 15 carries.

The Vols struck quickly as Dobbs found Malone in the end zone the third-consecutive game on a 20-yard pass that split two defenders 38 seconds into the game. Kamara put the team in position with a 35-yard rush down the right sideline on the first offensive play of the game.

After back-to-back Bobcat field goals, the Vols extended their lead as Jalen Hurd leaped over the pile from one yard out to bring the score to 14-6. Jauan Jennings set up the score with a 17-yard reception, taking the ball down to the one on a bubble screen thanks to a good block from Malone on the outside. The Bobcats (1-2) added two more field goals before halftime to make the score 14-12 entering the break.

The Vols added seven more in the third quarter as Dobbs capped a seven-play, 55-yard drive with a 13-yard touchdown run. The senior quarterback took the shotgun snap and was able to shake an unblocked defender in the backfield before taking off on a sprint to the end zone.

The Bobcats answered that Jordan with a four-yard touchdown pass from Greg Windham to Jordon Reid after a play-action fake that brought Ohio back within 21-19.

Tennessee was able to push its lead to two scores as Hurd started the fourth quarter with an emphatic 28-yard run, leaving a trail of Ohio defenders in his wake down the left side of the field. The drive concluded with Malone's second 20-yard touchdown catch of the game. Dobbs floated the ball to Malone who was able to get behind the Bobcat defense to catch his fourth touchdown of the season.

"Our goal was to be 3-0 at this point, and we are 3-0, but I think everyone will tell you that we have to get a lot better as we start conference play next week," Butch Jones said. "We had some individuals step up. I'm really proud of Baylen Buchanan. He's an individual whose reps have been very minimal and he steps up and really made some big plays for us."

Tennessee won its ninth consecutive game and moved to 3-0 for the first time since 2004.

>> SCORING SUMMARY

Team	Qtr	Time	Scoring Play	Conversion	Plays	TOPScore
UT	1st	14:22	Malone 20 yd pass from Dobbs	Medley kick	3-55	0-7
OHIO	1st	8:45	Zervos 38 yd field goal		13-54	5:37 3-7
OHIO	1st	3:04	Zervos 29 yd field goal		4-11	0:17 6-7
UT	2nd	14:38	Hurd 1 yd run	Medley kick	10-68	3:20 6-14
OHIO	2nd	11:49	Zervos 30 yd field goal		8-62	2:49 9-14
OHIO	2nd	6:02	Zervos 30 yd field goal		11-51	4:04 12-14
UT	3rd	4:57	Dobbs 13 yd run	Medley kick	7-55	2:37 12-21
OHIO	3rd	1:09	Reid 4 yd pass from Windham	Zervos kick	8-75	3:48 19-21
UT	4th	11:07	Malone 20 yd pass from Dobbs	Medley kick	11-90	4:54 19-28

Stat Leaders

>> OHIO

Rushing	Att	Yds	TD	Long	Avg.
Windham	9	39	0	7	4.3
Brown	8	23	0	6	2.8
White	8	25	0	7	2.6
Emanuele	5	7	0	4	1.2
Totals	30	94	0	7	2.9

Passing C-A-I Yds TD Long Sack

Windham	23-46-0	230	1	42	0
Totals	23-46-0	230	1	42	0

Receiving No. Yds TD Long

Smith	9	156	0	42
Reid	4	29	1	14
Cope	4	20	0	7
Mangen	2	13	0	9
White	2	6	0	3
Belack	1	5	0	5
Morgan	1	1	0	1
Totals	23	230	1	42

>> TENNESSEE

Rushing	Att	Yds	TD	Long	Avg.
Kamara	11	70	0	35	6.1
Hurd	15	66	1	28	4.1
Dobbs	14	85	1	14	4.2
Kelly	2	14	0	9	7.0
Totals	42	235	2	35	4.8

Passing C-A-I Yds TD Long Sack

Dobbs	19-27-1	203	2	27	3
Totals	19-27-1	203	2	27	3

Receiving No. Yds TD Long

Malone	5	69	2	20
Croom	3	54	0	27
Williams	3	25	0	11
Jennings	3	24	0	17
Byrd	2	15	0	11
Kamara	2	9	0	11
Wolf	1	7	0	7
Totals	19	203	2	27



REVIEW

Game 4

#19 FLORIDA 7 14 0 7 - 28
#14 TENNESSEE 0 3 14 21 - 38

Sept. 24 | Neyland Stadium | Knoxville, Tenn. | 3:39 p.m. | Attendance: 102,455



Breakdown

	UF	UT
FIRST DOWNS	17	22
Rushing	6	7
Passing	10	13
Penalty	1	2
NET YARDS RUSHING	106	179
Rushing Attempts	31	46
Average Per Rush	3.4	3.9
Rushing Touchdowns	1	1
Yards Gained Rushing	117	196
Yards Lost Rushing	11	17
NET YARDS PASSING	296	319
Completions-Attempts-Int	23-39-1	16-33-2
Average Per Attempt	7.6	9.7
Average Per Completion	12.9	19.9
Passing Touchdowns	3	4
TOTAL OFFENSE YARDS	402	498
Total offense plays	70	79
Average Gain Per Play	5.7	6.3
Fumbles: Number-Lost	1-1	1-0
Penalties: Number-Yards	9-75	5-40
PUNTS-YARDS	8-389	5-216
Average Yards Per Punt	48.6	43.2
Net Yards Per Punt	41.0	43.2
Inside 20	1	5
50+ Yards	4	2
Touchbacks	0	0
Fair catch	1	3
KICKOFFS-YARDS	4-260	7-454
Average Yards Per Kickoff	65.0	64.9
Net Yards Per Kickoff	35.5	45.0
Touchbacks	3	5
Punt returns: Number-Yards-TD	1-0-0	6-61-0
Average Per Return	0.0	10.2
Kickoff returns: Number-Yds-TD	1-14-0	1-43-0
Average Per Return	14.0	43.0
Interceptions: Number-Yds-TD	2-2-0	1-1-0
Fumble Returns: Number-Yds-TD	0-0-0	0-0-0
Miscellaneous Yards	0	0
Possession Time	29:14	30:46
1st Quarter	7:50	7:10
2nd Quarter	6:30	8:30
3rd Quarter	7:22	7:38
4th Quarter	7:32	7:28
Third-Down Conversions	6 of 16	7 of 17
Fourth-Down Conversions	1 of 2	1 of 3
Red-Zone Scores-Chances	4-4	3-6
Touchdowns	4-4	2-6
Field goals	0-4	1-6
Sacks By: Number-Yards	1-8	2-6
PAT Kicks	4-4	5-5
Field Goals	0-0	1-1

▶ THE WRAPUP

GAME NOTES

#14/12 Tennessee came back from an early 21-3 halftime deficit to defeat the #19/16-ranked Florida Gators in a 38-28 final at Neyland Stadium.

The Vols extended their winning streak to 10 games. It's the longest UT win streak since the Vols won 14 in row, spanning a 13-0, 1998 season to a victorious first game in 1999.

With its 38-28 victory over Florida, Tennessee snapped an 11-game win streak by the Gators dating to 2005.

Tennessee has won three of its last four games against ranked opponents.

The Volunteers won their SEC opener for the first time since 2004, when UT captured a 30-28 victory over the Florida Gators in Knoxville, Tenn.

Dobbs, who finished 16 of 32 for 319 yards with four TD passes and two interceptions, has thrown for at least one TD in each game this season. His 319 yards passing were his most since Oct. 10, 2015 vs. Georgia (301), while his four TD passes marked the most by a Tennessee quarterback since Tyler Bray accomplished the feat vs. Kentucky on Nov. 24, 2012.

After allowing 87 yards rushing and 300 total yards offense in the first half vs. Florida, UT's defense held the Gators to just 19 yards rushing in the second half.

Derek Barnett recorded his 21st and 22nd career sacks against Florida's Austin Appleby in the third quarter, moving past Parys Haralson (21, 2002-05) for fifth place in school history.

DOBBS LEADS #14 VOLS TO 38-28 COMEBACK WIN OVER #19 GATORS

KNOXVILLE, Tenn. -- No. 14/12 Tennessee scored 38-straight points, Joshua Dobbs was responsible for five touchdowns and the Vols roared back in the second half to take a 38-28 victory over No. 19/16 Florida on Saturday before 102,455 fans at Neyland Stadium.

Tennessee (4-0, 1-0 SEC) trailed 21-0 in the second quarter and 21-3 at the half. After Florida (3-1, 1-1 SEC) had outgained UT in total first-half yardage 300-162, the Vols dominated the second half with 336 yards to the Gators' 102. Derek Barnett sparked the defense in the second half with a pair of sacks on key third downs.

With the win, Tennessee snapped an 11-game losing streak against Florida (3-1, 1-1 SEC). The Vols also earned their first win in their SEC opener since 2004 when they also defeated the Gators 30-28 to begin the conference schedule.

UT is on a 10-game winning streak, dating back to 2015, which is the third-longest in the nation and the Vols' longest since winning 14-straight over the 1998 and 1999 seasons.

Dobbs completed 16 of 32 passes for 319 yards, four touchdowns and two interceptions and also rushed for 80 yards and one touchdown on 17 carries. Jauan Jennings had three receptions for 111 yards and one touchdown. Josh Malone caught four passes for 91 yards and one touchdown.

Florida quarterback Austin Appleby finished 23-of-29 for 296 yards, three touchdowns and one interception. The Tennessee defense limited the Gators' vaunted rushing attack to 106 yards and one touchdown on 31 carries (3.4-yard average).

On the game's opening drive, the Gators went 75 yards down the field in five plays and scored on a three-yard pass from Appleby to DeAndre Goolsby.

Florida's lead grew to 14-0 in the second quarter when Appleby wrapped an eight-play, 93-yard drive with a 15-yard touchdown pass to Jordan Cronkrite down the left side.

With a one-yard touchdown run by Jordan Scarlett with 5:12 left in the second quarter, the Gators extended their lead to 21-0.

Aaron Medley capped a nine-play, 65-yard Tennessee drive with a 28-yard field goal with 2:39 remaining in the first half and the Vols went into halftime down 21-3.

Halfway through the third quarter, Dobbs hit Hurd for a 23-yard touchdown pass down the right side to cap a nine-play, 64-yard drive and pull the Vols to within 21-10.

Dobbs then directed a three-play 51 yard drive that ended with a 20-yard touchdown pass to Ethan Wolf in the middle of the end zone. After an extra point, the Vols cut the UF lead to 21-17.

Dobbs ignited the home crowd when he found Jennings down the right sideline for a 67-yard touchdown pass with 12:45 remaining and the Vols pulled in front, 24-21.

After a big third-down interception by Todd Kelly Jr. gave Tennessee the ball at Florida's 42-yard line, Dobbs connected with Malone down the right sideline for a 42-yard touchdown strike to push the Vols' lead to 31-21.

The Vols ran the ball four-straight times and Dobbs crossed the goal line with a five-yard run to give UT a 38-21 advantage with 8:27 remaining. Florida scored once more with 4:17 remaining, making it a 38-28 final.

>> SCORING SUMMARY

Team	Qtr	Time	Scoring Play	Conversion	Plays	TOPScore
UF	1st	13:35	Goolsby 3 yd pass from Appleby	Pineiro kick	5-75	1:25 7-0
UF	2nd	14:10	Cronkrite 15 yd pass from Appleby	Pineiro kick	8-93	3:27 14-0
UF	2nd	5:12	Scarlett 1 yd run	Pineiro kick	8-80	3:45 21-0
UT	2nd	2:39	Medley 28 yd field goal		9-65	2:33 21-3
UT	3rd	7:29	Hurd 23 yd pass from Dobbs	Medley kick	9-64	3:29 21-10
UT	3rd	0:59	Wolf 20 yd pass from Dobbs	Medley kick	3-51	0:59 21-17
UT	4th	12:45	Jennings 67 yd pass from Dobbs	Medley kick	4-78	1:29 21-24
UT	4th	11:48	Malone 42 yd pass from Dobbs	Medley kick	3-42	0:46 21-31
UT	4th	8:27	Dobbs 5 yd run	Medley kick	4-50	1:47 21-38
UF	4th	4:17	Swain 10 yd pass from Appleby	Pineiro kick	16-86	4:06 28-38

Stat Leaders

>> FLORIDA

Rushing	Att	Yds	TD	Long	Avg.
Scarlett	10	44	1	12	4.4
Appleby	7	24	0	12	3.4
Thompson	8	20	0	7	2.5
Cronkrite	4	13	0	5	3.2
Perine	2	5	0	5	2.5
Totals	31	106	1	12	3.4

Passing	C-A-I	Yds	TD	Long	Sack
Appleby	23-39-1	296	3	51	2
Totals	23-39-1	296	3	51	2

Receiving	No.	Yds	TD	Long
Cronkrite	5	26	1	15
Goolsby	5	26	1	7
Callaway	4	134	0	51
Swain	2	27	1	17
Lewis	2	7	0	5
Cleveland	1	36	0	36
Worton	1	22	0	22
Powell	1	9	0	9
Hammond	1	8	0	8
Scarlett	1	1	0	1
Totals	23	296	3	51

>> TENNESSEE

Rushing	Att	Yds	TD	Long	Avg.
Hurd	26	95	0	19	3.7
Dobbs	17	80	1	22	4.7
Kamara	2	6	0	3	3.0
TEAM	1	-2	0	0	-2.0
Totals	46	179	1	22	3.9

Passing	C-A-I	Yds	TD	Long	Sack
Dobbs	16-32-2	319	4	67	1
Jennings	0-1-0	0	0	0	0
Totals	16-33-2	319	4	67	1

Receiving	No.	Yds	TD	Long
Malone	4	91	1	42
Jennings	3	111	1	67
Byrd	3	40	0	15
Hurd	2	25	1	23
Wolf	1	20	1	20
Croom	1	15	0	15
Kamara	1	12	0	12
Smith	1	5	0	5
Totals	16	319	4	67



Game 5

#11 TENNESSEE 0 7 7 20 - 34
#25 GEORGIA 7 10 7 7 - 31

Oct. 1 | Sanford Stadium | Athens, Ga. | 3:39 p.m. | Attendance: 92,746



Breakdown

	UT	UGA
FIRST DOWNS	18	24
Rushing	10	11
Passing	8	11
Penalty	0	2
NET YARDS RUSHING	127	181
Rushing Attempts	38	46
Average Per Rush	3.3	3.9
Rushing Touchdowns	1	2
Yards Gained Rushing	154	209
Yards Lost Rushing	27	28
NET YARDS PASSING	230	211
Completions-Attempts-Int	16-26-1	17-28-1
Average Per Attempt	8.8	7.5
Average Per Completion	14.4	12.4
Passing Touchdowns	3	2
TOTAL OFFENSE YARDS	357	392
Total offense plays	64	74
Average Gain Per Play	5.6	5.3
Fumbles: Number-Lost	3-2	2-1
Penalties: Number-Yards	2-25	8-44
PUNTS-YARDS	6-215	5-200
Average Yards Per Punt	35.8	40.0
Net Yards Per Punt	33.7	26.0
Inside 20	2	0
50+ Yards	0	0
Touchbacks	0	1
Fair catch	2	0
KICKOFFS-YARDS	5-303	6-343
Average Yards Per Kickoff	60.6	57.2
Net Yards Per Kickoff	38.6	37.2
Touchbacks	2	0
Punt returns: Number-Yards-TD	3-50-0	1-13-0
Average Per Return	16.7	13.0
Kickoff returns: Number-Yards-TD	5-120-0	3-60-0
Average Per Return	24.0	20.0
Interceptions: Number-Yds-TD	1-0-0	1-0-0
Fumble Returns: Number-Yds-TD	0-0-1	0-0-0
Miscellaneous Yards	0	0
Possession Time	23:53	36:07
1st Quarter	4:11	10:49
2nd Quarter	6:04	8:56
3rd Quarter	8:36	6:24
4th Quarter	5:02	9:58
Third-Down Conversions	9 of 15	5 of 14
Fourth-Down Conversions	0 of 0	1 of 2
Red-Zone Scores-Chances	3-3	3-3
Touchdowns	3-3	2-3
Field goals	0-3	1-3
Sacks By: Number-Yards	3-21	2-21
PAT Kicks	4-4	4-4
Field Goals	0-0	1-1

THE WRAPUP

GAME NOTES

The Vols extended their winning streak to 11 games, the fifth-longest win streak in school history. It's the longest UT win streak since the Vols won 14 in row, spanning a 13-0 season in 1998 to a victorious first game in 1999.

With the win, Tennessee has defeated ranked opponents in consecutive games for the first time since 1999 (No. 10 Georgia, Oct. 9; No. 10 Alabama, Oct. 23). The victory also marks UT's first win over ranked opponents in back-to-back Saturdays since 1995 (No. 18 Arkansas, Oct. 7; No. 12 Alabama, Oct. 14).

UT is 5-0 to begin its season for the first time since 1998, and only the fifth time since 1970.

UT won its second straight game vs. Georgia and recorded its first win in Athens since 2006.

Tennessee has won four of its last five games against ranked opponents.

With 230 passing yards vs. the Bulldogs, quarterback Joshua Dobbs became the sixth QB in Tennessee football history to record 5,000 career passing yards. He now has 5,227 career passing yards.

With two sacks on Georgia's QB Jacob Eason, Derek Barnett moved into fourth place on UT's all-time sacks list, surpassing Todd Kelly Sr. (22.5) with 24. The sacks resulted in 2.5 tackles for loss for the Bulldogs, also moving Barnett past Eric Westmoreland (40) for the third-most career tackles for loss in Tennessee history with 40.5.

HAIL MARY LIFTS #11 VOLS PAST #25 GEORGIA, 34-31

ATHENS, Ga. -- Jauan Jennings caught a 43-yard touchdown heave from Joshua Dobbs as time expired to lift No. 11/11 Tennessee to a 34-31 comeback victory over No. 25/20 Georgia on Saturday at Sanford Stadium for the Vols' 11th-straight win.

Tennessee (5-0, 2-0 SEC) notched its fourth come-from-behind victory of the season and its first win over Georgia (3-2, 1-2 SEC) in Athens since 2006. UT has notched back-to-back wins over ranked opponents on consecutive Saturdays for the first time since 1995. Last week, UT recovered from a 21-0 deficit to defeat No. 19/16 Florida.

Georgia took the lead with 10 seconds left in the game as Jacob Eason found Riley Ridley with a 47-yard touchdown throw which split the corner and the safety on the left sideline.

Evan Berry returned the short kickoff 20 yards and the Vols received five more yards thanks to an offside call on Georgia to put UT at the 43-yard line. Down 31-28 with four seconds left, Dobbs sat in the pocket and launched the ball to the left side of the end zone. Three Vols receivers and six Georgia defenders were in the area, but Jennings came down with the ball to give Tennessee its first 5-0 start to a season since the 1998 National Championship year.

Tennessee trailed 17-0 in the first half and 24-14 entering the fourth quarter. Down 24-21 with under three minutes remaining, Derek Barnett came up with a big play in the Georgia end zone. Barnett sacked Eason in the end zone and forced a fumble that Corey Vereen recovered to give Tennessee its first lead of the game at 28-24.

The Vols grabbed some momentum just before halftime as Berry put Tennessee in good field position with a 34-yard return on the kickoff. Dobbs hit Josh Smith on a 31-yard strike up the seam on the left side of the drive to move the Vols into Georgia territory. A few plays later, Dobbs finished the drive himself with a four-yard rushing touchdown after scrambling out of a sack and heading to the left pylon. He got there just before a hoard of Georgia defenders pushed him out-of-bounds to bring Tennessee within 17-7 at halftime.

The Vols came out of the half-time break and put together a 10-play, 65-yard drive capped by a 19-yard touchdown pass from Dobbs to Hurd. Dobbs rolled right out of the pocket and found Hurd in stride to bring UT within three, 17-14.

Georgia added another score to reestablish a 10-point margin as Eason found Isaac Nauta over the middle on a 50-yard score. Tennessee responded with a touchdown on the first play of the fourth quarter as Dobbs hit Kamara in the flat on a crucial third down. Kamara spun out of a tackle and ran the rest of the way for a 16-yard touchdown pass to bring the Vols to within 24-21.

With 3:43 left in the game and Tennessee down 24-21, Trevor Daniel booted a 37-yard punt and Riley Lovingood downed the ball at the 3-yard line to back Georgia up. The resulting UGA possession resulted in Barnett's forced fumble and Vereen's recovery in the end zone which sparked the UT comeback.

Georgia tried to answer on the next drive, but the Vols defensive line was in the backfield, forcing Eason to try to throw the ball to Terry Godwin on the left sideline. Malik Foreman undercut Godwin and got his left foot down just inbounds to intercept the ball.

>> SCORING SUMMARY

Team	Qtr	Time	Scoring Play	Conversion	Plays	TOPScore
UGA	1st	1:33	Michel 14 yd run	Blankenship kick	10-79	5:32 0-7
UGA	2nd	11:21	Blankenship 27 yd field goal			11-27 4:58 0-10
UGA	2nd	2:00	Eason 0 yd fumble recovery	Blankenship kick	10-80	5:05 0-17
UT	2nd	0:12	Dobbs 4 yd run	Medley kick	9-64	1:40 7-17
UT	3rd	10:31	Hurd 19 yd pass from Dobbs	Medley kick	10-65	4:29 14-17
UGA	3rd	4:07	Nauta 50 yd pass from Eason	Blankenship kick	3-63	0:59 14-24
UT	4th	14:53	Kamara 16 yd pass from Dobbs	Medley kick	6-51	1:35 21-24
UT	4th	2:56	Vereen 0 yd fumble recovery	Medley kick	--	-- 28-24
UGA	4th	0:10	Ridley 47 yd pass from Eason	Blankenship kick	4-81	0:57 28-31
UT	4th	00:00	Jennings 43 yd pass from Dobbs		1-43	0:04 34-31

Stat Leaders

>> TENNESSEE

Rushing	Att	Yds	TD	Long	Avg.
Kamara	16	62	0	13	3.9
Hurd	10	42	0	11	4.2
Dobbs	11	26	1	17	2.4
TEAM	1	-3	0	-3.0	
Totals	38	127	1	17	3.3

Passing	C-A-I	Yds	TD	Long	Sack
Dobbs	16-26-1	230	3	43	2
Totals	16-26-1	230	3	43	2

Receiving	No.	Yds	TD	Long
Jennings	3	71	1	43
Hurd	3	50	1	23
Kamara	3	26	1	16
Smith	2	30	0	31
Malone	2	23	0	12
Williams	1	19	0	19
Kelly	1	7	0	7
Byrd	1	4	0	4
Totals	16	230	3	43

>> GEORGIA

Rushing	Att	Yds	TD	Long	Avg.
Michel	16	91	1	22	5.7
Herrien	15	74	0	15	4.9
McKenzie	5	22	0	12	4.4
Douglas	1	4	0	4	4.0
Chubb	1	3	0	3	3.0
Hollyfield	1	2	0	2	2.0
Godwin	1	0	0	0	0.0
TEAM	1	-2	0	-2.0	
Eason	5	-13	1	8	-2.6
Totals	46	181	2	22	3.9

Passing	C-A-I	Yds	TD	Long	Sack
Eason	17-28-1	211	2	50	3
Totals	17-28-1	211	2	50	3

Receiving	No.	Yds	TD	Long
Nauta	5	83	1	50
McKenzie	3	26	0	11
Michel	3	0	0	5
Ridley	2	59	1	47
Godwin	1	16	0	16
Blazewicz	1	12	0	12
Wims	1	8	0	8
Payne	1	7	0	7
Totals	17	211	2	50

REVIEW

Game 6

#9 TENNESSEE 7 0 7 21 3 38
#8 TEXAS A&M 21 0 7 7 10 45

Oct. 8 | Kyle Field | College Station, Texas | 3:39 p.m. | Attendance: 106,248



Breakdown

	UT	TAMU
FIRST DOWNS	29	21
Rushing	12	10
Passing	16	9
Penalty	1	2
NET YARDS RUSHING	282	353
Rushing Attempts	51	50
Average Per Rush	5.5	7.1
Rushing Touchdowns	3	4
Yards Gained Rushing	320	372
Yards Lost Rushing	38	19
NET YARDS PASSING	402	239
Completions-Attempts-Int	29-48-2	17-34-2
Average Per Attempt	8.4	7.0
Average Per Completion	13.9	14.1
Passing Touchdowns	2	2
TOTAL OFFENSE YARDS	684	592
Total offense plays	99	84
Average Gain Per Play	6.9	7.0
Fumbles: Number-Lost	6-5	1-1
Penalties: Number-Yards	12-84	10-45
PUNTS-YARDS	6-271	7-419
Average Yards Per Punt	45.2	41.9
Net Yards Per Punt	41.8	39.5
Inside 20	2	6
50+ Yards	2	4
Touchbacks	1	0
Fair catch	3	0
KICKOFFS-YARDS	6-390	6-377
Average Yards Per Kickoff	65.0	62.8
Net Yards Per Kickoff	40.0	45.2
Touchbacks	6	1
Punt returns: Number-Yards-TD	4-24-0	0-0-0
Average Per Return	6.0	0.0
Kickoff returns: Number-Yds-TD	4-81-0	0-0-0
Average Per Return	20.2	0.0
Interceptions: Number-Yds-TD	2-9-0	2-0-0
Fumble Returns: Number-Yds-TD	0-0-0	0-0-0
Miscellaneous Yards	0	0
Possession Time	32:23	27:37
1st Quarter	7:12	7:48
2nd Quarter	8:02	6:58
3rd Quarter	8:48	6:12
4th Quarter	8:21	6:39
Third-Down Conversions	6 of 17	5 of 16
Fourth-Down Conversions	1 of 2	0 of 0
Red-Zone Scores-Chances	6-6	6-7
Touchdowns	5-6	5-7
Field goals	1-6	1-7
Sacks By: Number-Yards	1-9	4-29
PAT Kicks	5-5	6-6
Field Goals	1-1	1-2

▶ THE WRAPUP

GAME NOTES

Tennessee scored three touchdowns in the final eight minutes of the fourth quarter and rallied to force overtime at Texas A&M Saturday, but seven UT turnovers and too many empty possessions led to the Vols' first loss of the season as the Aggies prevailed, 45-38, in double overtime at Kyle Field.

Alvin Kamara had 161 yards receiving for a single-game career high with UT and 127 yards rushing on a career-high 18 carries. It marked his third career, 100-yard rush game. His 288 total offensive yards established a single-game high for the running back, while his 312 all-purpose yards also set a single-game UT record (C. Webb - 294 yards in 1998).

Wide receiver Jauan Jennings delivered a four-yard touchdown pass to Joshua Dobbs in the first quarter to even the score with Texas A&M at 7-7. The play marked a second-career receiving touchdown for Dobbs and a second-career touchdown pass for Jennings.

Linebacker Colton Jumper led the Vols' defensive efforts, recording 10 total tackles with his first career interception.

With a sack against Trevor Knight in the first quarter for a loss of nine yards, junior defensive end Derek Barnett recorded his 25th career sack and tied Jonathan Brown for third-most career sacks in school history.

VOLS RALLY TO FORCE OT BUT FALL AT TEXAS A&M, 45-38

COLLEGE STATION, Texas -- Tennessee scored three touchdowns in the final eight minutes of the fourth quarter and rallied to force overtime at Texas A&M, but seven UT turnovers and too many empty possessions led to the Vols' first loss of the season as the Aggies prevailed, 45-38, in double overtime at Kyle Field.

Tennessee trailed by as many as 21 points in Saturday's battle of top-10 teams. The loss snapped an 11-game win streak for the Volunteers.

Overtime began with the Vols on offense, and a 34-yard field goal by kicker Aaron Medley gave Tennessee its first lead of the day, 38-35. The Aggies forced a second overtime period when A&M kicker Daniel LaCamera split the uprights with a 35-yarder.

Texas A&M's offense took the field first in the second overtime, and on the third play, quarterback Trevor Knight fought his way into the end zone. LaCamera's extra point gave A&M a 45-38 lead.

A&M defensive back Armani Watts picked off UT quarterback Joshua Dobbs' pass attempt to tight end Ethan Wolf at the Aggies' six-yard line on the first play of UT's next possession, preserving A&M's perfect record.

The Aggies appeared poised to take a 14-point lead with less than two minutes to play, but as A&M tailback Trayveon Williams approached the goal line on a 71-yard scurry, Vols defensive back Malik Foreman sprinted from behind and dove to punch the football loose.

The touchback set the stage for UT to storm 80 yards in six plays and tie the game, 35-35, with an 18-yard TD pass from Dobbs to Kamara.

Tennessee's attempt to trigger its late-game heroics started when the Vols trimmed the Aggies' lead to seven points with a 12-play, 85-yard, fourth-quarter drive that pushed UT over the 500-yard mark of total offense. John Kelly punched in a 4-yard TD run to make the score 28-21.

After both defenses forced punts, Knight broke loose for a 62-yard touchdown run that pushed the Aggies lead back to 14 points, 35-21.

Kamara gave Tennessee a quick-strike TD on the ensuing drive on a six-play, 2:07 minute drive that kept Big Orange hope alive.

After the Vols and Aggies exchanged turnovers in the first six minutes -- with UT safety Todd Kelly Jr. logging his second interception of the year -- A&M opened the scoring when Knight hit Kirk with a 13-yard TD pass.

UT evened things up at 7-7 late in the first quarter when Kamara took a direct snap from center and pitched to receiver Jauan Jennings, who threw a 4-yard TD strike to a wide-open Dobbs in the end zone.

The pass from Jennings was just his fourth career pass attempt. He has completed two of those attempts, and both were TDs to Dobbs.

It took Texas A&M just 1:33 to respond on the scoreboard, however, as it marched 75 yards on six plays to take a 14-7 lead with a 2-yard touchdown pass from Knight to Josh Reynolds.

Tennessee lost a fumble on the ensuing kickoff and Knight carried it in from seven yards out to give the Aggies a 21-7 lead heading into the second quarter.

UT saw its opening position of the third quarter end with a lost fumble -- its fourth of the day. And the Aggies quickly extended their lead to 28-7.

UT strung together a nine-play, 82-yard scoring drive in 3:30 and was capped by a 15-yard Kamara TD run to make it a two-score game.

On the following A&M drive, Foreman deflected a pass from Knight, and UT's Colton Jumper hauled in his first career interception. But UT gave the ball back two plays later when John Kelly fumbled in the red zone.

>> SCORING SUMMARY

Team	Qtr	Time	Scoring Play	Conversion	Plays	TOPScore
TAMU	1st	08:30	Kirk 13 yd pass from Knight	LaCamera kick 5-26	1:19	0-7
UT	1st	03:37	Dobbs 4 yd pass from Jennings	Medley kick	6-71	1-52
TAMU	1st	02:04	Reynolds 2 yd pass from Knight	LaCamera kick 6-75	1:33	7-14
UT	1st	01:45	Knight 7 yd run	LaCamera kick 1-22	0:19	7-21
TAMU	3rd	10:40	Williams 7 yd run	LaCamera kick 7-61	2:25	7-28
UT	3rd	07:10	Kamara 15 yd run	Medley kick	9-82	3:30 14-28
UT	4th	07:06	Kelly 4 yd run	Medley kick	12-85	3:30 21-28
TAMU	4th	03:22	Knight 62 yd run	LaCamera kick 5-80	2:28	21-35
UT	4th	02:07	Kamara 4 yd run	Medley kick	6-65	1:15 28-35
UT	4th	00:41	Kamara 18 yd pass from Dobbs	Medley kick	6-80	1:08 35-35
UT	OT	00:00	Aaron Medley 34 yd field goal		4-9	0:00 38-35
TAMU	OT	00:00	LaCamera 34 yd field goal		4-9	0:00 38-38
TAMU	OT	00:00	Knight 1 yd run	LaCamera kick 3-25	0:00	38-45

Stat Leaders

>> TENNESSEE

Rushing	Att	Yds	TD	Long	Avg.
Kamara	18	127	2	36	7.1
Kelly	13	89	1	17	6.8
Dobbs	17	57	0	33	3.4
Byrd	2	11	0	8	5.5
TEAM	1	-2	0	0	-2.0
Totals	51	282	3	36	5.5

Passing	C-A-I	Yds	TD	Long	Sack
Dobbs	28-47-2	398	1	35	4
Jennings	1-1-0	4	1	4	1
Totals	29-48-2	402	2	53	4

Receiving	No.	Yds	TD	Long
Kamara	8	161	1	53
Jennings	5	68	0	20
Byrd	3	60	0	43
Croom	3	41	0	26
Smith	3	4	0	5
Malone	2	31	0	27
Wolf	2	14	0	10
Kelly	1	12	0	12
Johnson	1	7	0	7
Dobbs	1	4	1	4
Totals	16	230	3	43

>> TEXAS A&M

Rushing	Att	Yds	TD	Long	Avg.
Williams	28	217	1	71	7.8
Knight	15	110	3	62	7.3
Ford	6	29	0	22	4.8
TEAM	1	-3	0	0	-3.0
Totals	50	353	4	71	7.1

Passing	C-A-I	Yds	TD	Long	Sack
Knight	17-34-2	239	2	43	1
Totals	17-34-2	239	2	43	1

Receiving	No.	Yds	TD	Long
Kirk	7	80	1	24
Reynolds	5	89	1	43
Noil	2	32	0	27
Iheanacho	1	24	0	24
Ford	1	14	0	14
Williams	1	0	0	0
Totals	17	259	2	43



Game 7

#1 ALABAMA 14 7 14 14 - 49
#9 TENNESSEE 0 7 3 0 - 10

Oct. 15 | Neyland Stadium | Knoxville, Tenn. | 3:39 p.m. | Attendance: 102,455



Breakdown

	UA	UT
FIRST DOWNS	28	11
Rushing	20	2
Passing	8	8
Penalty	0	1
NET YARDS RUSHING	409	32
Rushing Attempts	49	32
Average Per Rush	8.9	1.0
Rushing Touchdowns	5	1
Yards Gained Rushing	480	81
Yards Lost Rushing	42	49
NET YARDS PASSING	185	131
Completions-Attempts-Int	18-28-1	18-31-1
Average Per Attempt	6.6	4.2
Average Per Completion	10.3	7.3
Passing Touchdowns	1	0
TOTAL OFFENSE YARDS	594	163
Total offense plays	76	63
Average Gain Per Play	7.8	2.6
Fumbles: Number-Lost	2-1	0-0
Penalties: Number-Yards	5-38	1-10
PUNTS-YARDS	4-200	10-483
Average Yards Per Punt	50.0	48.3
Net Yards Per Punt	35.0	35.5
Inside 20	0	3
50+ Yards	2	4
Touchbacks	0	1
Fair catch	0	4
KICKOFFS-YARDS	8-506	3-190
Average Yards Per Kickoff	63.2	63.3
Net Yards Per Kickoff	36.2	46.3
Touchbacks	4	1
Punt returns: Number-Yards-TD	4-108-1	2-60-0
Average Per Return	27.0	30.0
Kickoff returns: Number-Yds-TD	1-26-0	4-116-0
Average Per Return	26.0	29.0
Interceptions: Number-Yds-TD	1-58-1	1-7-0
Fumble Returns: Number-Yds-TD	0-0-0	0-0-0
Miscellaneous Yards	0	0
Possession Time	31:33	28:27
1st Quarter	6:19	8:41
2nd Quarter	9:21	5:39
3rd Quarter	6:12	8:48
4th Quarter	9:41	5:19
Third-Down Conversions	6 of 12	3 of 16
Fourth-Down Conversions	0 of 1	0 of 1
Red-Zone Scores-Chances	2-5	2-2
Touchdowns	2-5	1-2
Field goals	0-5	1-2
Sacks By: Number-Yards	3-37	2-19
PAT Kicks	7-7	1-1
Field Goals	0-1	1-1

▶ THE WRAPUP

GAME NOTES

Redshirt junior running back Alvin Kamara carded his third rushing touchdown of the season and 10th of his career midway through the second quarter, punching it in from seven yards out to help UT capitalize on an Alabama fumble.

UT furthered its streak to 22 consecutive games with a rushing TD, dating to 2014.

Junior defensive end Derek Barnett came up with a huge sack midway through the second quarter, taking down Alabama quarterback Jalen Hurts for a 14-yard loss and forcing a fumble. It was Barnett's sixth sack this season and 26th of his career.

Barnett is now all alone at the front for career sacks at UT, trailing Leonard Little (28, 1995-97) and Reggie White (32, 1980-83).

Barnett recorded his first career interception in the game, which was the first by a Vol defensive lineman since Jacques Smith had one vs. Auburn in 2013.

Safety Todd Kelly Jr. recorded a career-high 11 tackles, including seven solos, to pace the Vol defense.

Evan Berry moved into third on Tennessee's career kickoff return yards list, surpassing Devrin Young (1,543, 2011-14).

#9/11 TENNESSEE FALLS TO #1 ALABAMA 49-10

KNOXVILLE, Tenn. -- No. 9/11 Tennessee fell to No. 1/1 Alabama 49-10 on Saturday at Neyland Stadium.

Alabama jumped out to a 14-0 lead, but Tennessee (5-2, 2-2 SEC) pulled within seven in the second quarter after forcing a turnover in Crimson Tide territory. Derek Barnett got around the edge and forced a fumble by quarterback Jalen Hurts. Quay Picou recovered the ball to set the Vols up at Alabama's 11-yard line. Two plays later, Alvin Kamara rushed seven yards up the middle on a read-option play to bring the score to 14-7.

Alabama (7-0, 4-0 SEC) opened the scoring with an eight-play, 91-yard drive, capped by a 29-yard touchdown. On second down, wideout Calvin Ridley took a short shovel pass from Hurts and then handed off to ArDarius Stewart on the reverse. Stewart, who entered the play from the right side of the formation, took the ball 29 yards into the end zone.

The Crimson Tide pushed its lead to 14-0 when Ronnie Harrison picked off Joshua Dobbs on a screen pass intended for Jalen Hurd and returned the ball 58 yards for a touchdown with 14 seconds left in the first quarter.

Alabama responded after Tennessee's score as Hurts held the ball on a read-option and took it 45 yards off the right side for an Alabama score.

Tennessee kept Alabama off the scoreboard twice near the end of the second quarter as Shy Tuttle deflected a pass by Hurts and Barnett caught the ball for the first interception of his career. After a UT punt, Alabama drove the ball into field goal position, but Adam Griffith missed a 37-yarder as time expired, keeping the score at 21-7 entering halftime.

Alabama added another score on their second possession of the third quarter. The Crimson Tide traveled 51 yards in five plays as Hurts hit Stewart on a 23-yard crossing pattern and followed that with a 21-yard rush to the right, before punching it into the end zone from two yards out on a sweep to the right.

Aaron Medley chipped into the deficit with a 37-yard field goal to make the score 28-10 at the 4:03 mark of the third quarter.

However, Alabama responded with another Hurts touchdown run that extended the Tide's lead 35-10. Alabama added two more scores on Eddie Jackson's 79-yard punt return and Bo Scarbrough's 85-yard run in the fourth quarter to push the margin to 49-10.

Josh Malone notched a team-high 61 receiving yards on five catches. Barnett finished with one sack, one forced fumble, one interception and two tackles for loss. Todd Kelly Jr. (11), Elliott Berry (nine) and Baylen Buchanan (eight) all set career highs in tackles while Emmanuel Moseley tied his career best with eight tackles.

Hurts finished the game with 143 yards passing, 132 yards rushing and three rushing touchdowns. Scarbrough had 109 rushing yards and Damien Harris tallied 94 rushing yards. Alabama had success on the ground, totaling 438 rushing yards as a team.

>> SCORING SUMMARY

Team	Qtr	Time	Scoring Play	Conversion	Plays	TOPScore
UA	1st	3:29	Stewart 29 yd pass from Hurts	Griffith kick	8-91	2:58 7-0
UA	1st	0:14	Harrison 58 yd int return	Griffith kick		14-0
UT	2nd	9:41	Kamara 7 yd run	Medley kick	2-11	0:30 14-7
UA	2nd	7:22	Hurts 45 yd run	Griffith kick	6-65	2:19 21-7
UA	3rd	9:02	Hurts 2 yd run	Griffith kick	5-51	1:08 28-7
UT	3rd	4:03	Medley 37 yd field goal		10-49	4:53 28-10
UA	3rd	4:09	Hurts 1 yd run	Griffith kick	8-75	3:14 35-10
UA	4th	14:42	Jackson 79 yd punt return	Griffith kick		42-10
UA	4th	11:38	Scarbrough 85 yd run	Griffith kick	2-86	0:59 49-10

Stat Leaders

>> ALABAMA

Rushing	Att	Yds	TD	Long	Avg.
Hurts	12	132	3	45	11.0
Scarbrough	5	109	1	85	21.8
Harris	14	94	0	18	6.7
Jacobs	6	38	0	22	6.3
Emmons	9	38	0	14	4.2
Bateman	2	-2	0	4	-1.0
Totals	49	409	4	85	8.5

Passing

C-A-I	Yds	TD	Long	Sack
Hurts	17-27-1	172	1	31
Bateman	1-1-0	13	0	13
Totals	18-28-1	185	1	31

Receiving	No.	Yds	TD	Long
Stewart	8	90	1	23
Ridley	6	58	0	31
Howard	1	23	0	23
Diggs	1	13	0	13
Jacobs	1	8	0	8
Harris	1	-7	0	0
Totals	18	185	1	31

>> TENNESSEE

Rushing	Att	Yds	TD	Long	Avg.
Hurd	13	28	0	12	2.2
Kamara	8	21	1	8	2.6
Kelly	3	8	0	5	2.7
Byrd	1	6	0	6	6.0
Dobbs	7	-31	0	4	-4.4
Totals	32	32	1	12	1.0

Passing	C-A-I	Yds	TD	Long	Sack
Dobbs	16-27-1	92	0	16	3
Dormady	2-4-0	39	0	36	0
Totals	18-31-1	131	0	36	3

Receiving	No.	Yds	TD	Long
Malone	5	61	0	36
Jennings	3	20	0	11
Hurd	3	-1	0	6
Wolf	2	30	0	16
Kamara	2	7	0	4
Smith	1	10	0	10
Kelly	1	3	0	3
Byrd	1	1	0	1
Totals	18	131	0	36

Game 8

#18 TENNESSEE 7 0 7 7 - 21
SOUTH CAROLINA 7 7 3 7 - 24

Oct. 29 | Williams-Brice Stadium | Columbia, S.C. | 7:15 p.m. | Attendance: 78,696



Breakdown

	UT	USC
FIRST DOWNS	16	19
Rushing	9	9
Passing	5	8
Penalty	2	2
NET YARDS RUSHING	136	158
Rushing Attempts	37	49
Average Per Rush	3.7	3.2
Rushing Touchdowns	1	1
Yards Gained Rushing	179	194
Yards Lost Rushing	43	36
NET YARDS PASSING	161	167
Completions-Attempts-Int	12-27-2	15-21-0
Average Per Attempt	6.0	8.0
Average Per Completion	13.4	11.1
Passing Touchdowns	1	2
TOTAL OFFENSE YARDS	297	325
Total offense plays	64	70
Average Gain Per Play	4.6	4.6
Fumbles: Number-Lost	2-1	0-0
Penalties: Number-Yards	9-87	7-77
PUNTS-YARDS	6-294	9-385
Average Yards Per Punt	49.0	42.8
Net Yards Per Punt	45.7	39.4
Inside 20	2	2
50+ Yards	3	3
Touchbacks	1	1
Fair catch	2	2
KICKOFFS-YARDS	4-265	5-331
Average Yards Per Kickoff	66.2	66.2
Net Yards Per Kickoff	40.8	26.2
Touchbacks	3	2
Punt returns: Number-Yards-TD	2-10-0	0-0-0
Average Per Return	5.0	0.0
Kickoff returns: Number-Yds-TD	3-150-1	1-27-0
Average Per Return	50.0	27.0
Interceptions: Number-Yds-TD	0-0-0	2-0-0
Fumble Returns: Number-Yds-TD	0-0-0	0-0-0
Miscellaneous Yards	0	0
Possession Time	24:06	35:54
1st Quarter	7:11	7:49
2nd Quarter	8:39	6:21
3rd Quarter	2:58	12:02
4th Quarter	5:18	9:42
Third-Down Conversions	5 of 14	5 of 16
Fourth-Down Conversions	0 of 1	1 of 1
Red-Zone Scores-Chances	2-2	3-3
Touchdowns	2-2	2-3
Field goals	0-2	1-3
Sacks By: Number-Yards	6-30	3-24
PAT Kicks	3-3	3-3
Field Goals	0-1	1-1

▶ THE WRAPUP

GAME NOTES

Junior defensive end Derek Barnett was credited with 3.0 huge sacks on Gamecocks quarterback Jake Bentley, furthering his season total to 9.0 and his career total to 29.0.

With 29.0 career sacks, Barnett moved past VFL Leonard Little (1995-97) for sole possession of second place on the all-time sacks list at Tennessee. He now chases Reggie White (32, 1980-83) for the most career sacks in school history.

Running back John Kelly led the Vols' in rushing with 94 yards rushing on 14 carries, including a career-long 34-yard run in the fourth quarter.

UT furthered its streak to 23 consecutive games with a rushing TD, dating to 2014. The streak now stands as the second-longest active streak in FBS, trailing on Alabama (28), entering Saturday's contest. Tennessee's all-time record for most consecutive games with a rushing score is 24, established during the 1937-39 seasons.

With his 100-yard kickoff return for a touchdown in the third quarter, Evan Berry tied Willie Gault (4, 1979-82) for the most kickoff return touchdowns in school history. The return marked Berry's first special teams touchdown on the season and the fourth kickoff return touchdown of his career.

Trevor Daniel averaged 49.0 yards on six punts, booming three of 50-or-more yards. He now has 35 punts of 50-or-more yards, including a career-long 70-yarder in the second quarter against the Gamecocks.

TENNESSEE FALLS AT SOUTH CAROLINA, 24-21

COLUMBIA, S.C. -- South Carolina played turnover-free football in front of a feverish home crowd while handing 18th-ranked Tennessee a 24-21 loss Saturday night at Williams-Brice Stadium.

The Volunteers (5-3, 2-3 SEC) committed three costly turnovers while absorbing their third straight loss.

Tennessee defensive end Derek Barnett recorded three sacks Saturday to move past Leonard Little (1995-97) into second place on the school's career sacks list with (29.0).

Sophomore Vols tailback John Kelly posted career-highs for carries (14) and rushing yards (94).

All-American kick returner Evan Berry sparked some second-half momentum for Tennessee with a 100-yard kickoff return immediately following a field goal that had given the Gamecocks a 10-point lead at 17-7 late in the third quarter. It was Berry's fourth career kickoff return TD, tying him with Willie Gault (1979-82) for the most in UT history.

But the Vols lost a fumble at midfield with less than 12 minutes to play in the fourth--Tennessee's second turnover of the night--and South Carolina (4-4, 2-4 SEC) capitalized with a 35-yard touchdown pass from quarterback Jake Bentley to K.C. Crosby that pushed the Gamecocks' lead back to 10 points, 24-14.

Vols quarterback Joshua Dobbs then led the Big Orange on a six-play, 77-yard touchdown drive. His six-yard scoring strike to Jauan Jennings trimmed the Carolina lead to three points with seven minutes remaining. Dobbs completed 12 of 26 passes for 161 yards and one touchdown Saturday. He also carried for 27 yards.

Following Jennings' touchdown, Tennessee's defense held for a desperately needed stop, but the first play of UT's ensuing drive resulted in an interception. A last-minute drive for the Vols advanced to the Carolina 40-yard line, but Aaron Medley's potentially game-tying 58-yard field goal--an extremely low-percentage distance for any college kicker--fell short as time expired.

After receiving the opening kickoff, South Carolina strung together a 10-play scoring drive--aided by three UT penalties--that culminated in a one-yard touchdown run by running back Rico Dowdle, who totaled 127 yards on 27 carries in the game.

Tennessee put itself on the scoreboard late in the first quarter when tailback Jalen Hurd punched in a one-yard run for his third rushing touchdown of the season and the 20th of his career. That capped a nine-play, 53-yard drive for the Big Orange. Hurd, battling injury, was limited to eight carries.

Carolina reclaimed the lead early in the second quarter when Bentley hit Bryan Edwards for a 17-yard touchdown strike.

The Gamecocks' 14-7 lead held through the end of the first half, and for the sixth time in eight games this season, Tennessee found itself trailing at the midway point.

First-half offensive totals were unimpressive for either team, as South Carolina managed only 101 yards and Tennessee tallied 98. On the night, the Gamecocks outgained the Vols 325-297.

After missing UT's last five games due to injury, linebacker Darrin Kirkland Jr. started and led the Vols with eight tackles.

Bentley, making his first career start for South Carolina, finished with 167 yards and a pair of touchdowns on 15-of-20 passing.

>> SCORING SUMMARY

Team	Qtr	Time	Scoring Play	Conversion	Plays	TOPScore
USC	1st	10:30	Dowdle 1 yd run	Fry kick	9-73	4:30 0-7
UT	1st	1:50	Hurd 1 yd run	Medley kick	9-53	3:41 7-7
USC	2nd	12:46	Edwards 17 yd pass from Bentley	Fry kick	3-31	0:59 7-14
USC	3rd	1:49	Elliott Fry 28 yd field goal		11-69	5:54 7-17
UT	3rd	1:35	Berry 100 yd kickoff return	Medley kick		14-17
USC	4th	9:54	Crosby 35 yd pass from Bentley	Fry kick	4-50	1:44 14-24
UT	4th	7:03	Jennings 6 yd pass from Dobbs	Medley kick	6-77	2:51 21-24

Stat Leaders

>> TENNESSEE

Rushing	Att	Yds	TD	Long	Avg.
Kelly	14	94	0	34	6.7
Dobbs	12	27	0	31	2.2
Hurd	8	16	1	5	2.0
Byrd	1	8	0	8	8.0
Berry	1	6	0	6	6.0
TEAM	1	15	0	0	-15.0
Totals	37	136	1	34	3.7

Passing

C-A-I	Yds	TD	Long	Sack	
Dobbs	12-26-2	161	1	25	2
TEAM	0-1-0	0	0	0	0
Totals	12-27-2	161	1	25	2

Receiving

No.	Yds	TD	Long	
Malone	4	42	0	18
Jennings	3	54	1	25
Croom	2	22	0	17
Woff	1	25	0	25
Kelly	1	17	0	17
Smith	1	1	0	1
Totals	12	161	1	25

>> SOUTH CAROLINA

Rushing	Att	Yds	TD	Long	Avg.
Dowdle	27	127	1	40	4.7
Turner	7	28	0	9	4.0
Williams	3	7	0	5	2.3
Samuel	1	6	0	6	6.0
McIlwain	1	-1	0	-1	-1.0
Bentley	10	-9	0	16	-0.9
Totals	49	158	1	40	3.2

Passing

C-A-I	Yds	TD	Long	Sack	
Bentley	15-20-0	167	2	35	6
McIlwain	0-1-0	0	0	0	0
Totals	15-21-0	167	2	35	6

Receiving

No.	Yds	TD	Long	
Samuel	8	83	0	22
Edwards	4	41	1	17
Crosby	1	35	1	35
Hurst	1	9	0	9
Dowdle	1	-1	0	0
Totals	15	167	2	35



Game 9

TENNESSEE TECH 0 0 0 0 - 0
TENNESSEE 21 17 7 10 - 55

Nov. 5 | Neyland Stadium | Knoxville, Tenn. | 4:02 p.m. | Attendance: 98,343



Breakdown

	TTU	UT
FIRST DOWNS	14	21
Rushing	5	4
Passing	7	14
Penalty	2	3
NET YARDS RUSHING	60	177
Rushing Attempts	38	25
Average Per Rush	1.6	7.1
Rushing Touchdowns	0	3
Yards Gained Rushing	108	177
Yards Lost Rushing	48	0
NET YARDS PASSING	164	294
Completions-Attempts-Int	17-36-1	22-27-0
Average Per Attempt	4.6	10.9
Average Per Completion	9.6	13.4
Passing Touchdowns	0	3
TOTAL OFFENSE YARDS	224	471
Total offense plays	74	52
Average Gain Per Play	3.0	9.1
Fumbles: Number-Lost	1-0	0-0
Penalties: Number-Yards	5-45	6-71
PUNTS-YARDS	5-225	3-137
Average Yards Per Punt	45.0	45.7
Net Yards Per Punt	22.6	32.3
Inside 20	0	1
50+ Yards	2	1
Touchbacks	0	2
Fair catch	0	0
KICKOFFS-YARDS	1-42	9-584
Average Yards Per Kickoff	42.0	64.9
Net Yards Per Kickoff	11.0	41.2
Touchbacks	0	3
Punt returns: Number-Yards-TD	0-0-0	3-112-1
Average Per Return	0.0	37.3
Kickoff returns: Number-Yards-TD	6-138-0	1-31-0
Average Per Return	23.0	31.0
Interceptions: Number-Yds-TD	0-0-0	1-18-0
Fumble Returns: Number-Yds-TD	0-0-0	0-0-0
Miscellaneous Yards	0	0
Possession Time	41:16	18:44
1st Quarter	9:27	5:33
2nd Quarter	10:23	4:37
3rd Quarter	11:26	3:34
4th Quarter	10:00	5:00
Third-Down Conversions	6 of 19	4 of 8
Fourth-Down Conversions	1 of 8	0 of 0
Red-Zone Scores-Chances	0-0	4-4
Touchdowns	0-0	3-4
Field goals	0-0	1-4
Sacks By: Number-Yards	0-0	4-30
PAT Kicks	0-0	7-7
Field Goals	0-0	2-2

THE WRAPUP

GAME NOTES

The 55-0 triumph provided UT the largest margin of victory since the Vols defeated Western Kentucky, 63-7 (56 points), on Sept. 20, 2009.

Tennessee now is 71-19-3 all-time on Homecoming and has won its past three Homecoming contests as well as 30 of its past 33.

Dobbs surpassed 6,000 yards passing in his career, becoming only the sixth Tennessee signal-caller to eclipse that total. He now stands at 6,061.

With seven TD receptions on the season, Malone has the most by a Vol receiver since Justin Hunter had nine and Zach Rogers had seven in 2012.

Running back John Kelly had a 73-yard touchdown run, the longest of his career and the longest of the Butch Jones era.

It was the largest shutout victory since Tennessee rolled past Vanderbilt, 65-0, on Nov. 26, 1994.

Tennessee finished the game with 13+ tackles for losses, with 16 different players in on stops behind the line of scrimmage.

True freshman Marquez Callaway added a 62-yard punt return for a touchdown, on his second-ever attempt, with 2:54 to go in the game, finishing with 114 yards on two runbacks.

VOLS ROUT TENNESSEE TECH TO SECURE BOWL ELIGIBILITY

KNOXVILLE, Tenn. -- Tennessee secured bowl eligibility for the third straight season with a commanding 55-0 victory over Tennessee Tech on Saturday before a crowd of 98,343 at Neyland Stadium in the program's 93rd homecoming game.

The Volunteers (6-3) piled up 471 yards of total offense, including a season-best 379 yards in the first half and recorded their first shutout since a 24-0 victory in last year's homecoming game on Nov. 14 against North Texas. The win was Tennessee's largest shutout victory since a 65-0 triumph over Vanderbilt on Nov. 26, 1994 and helped the Vols improve to 6-0 all-time against Tennessee Tech.

Joshua Dobbs threw for 183 yards and three touchdown passes before giving way to Quinten Dormady late in the first half. UT scored on six of its seven possessions in the opening half, including touchdowns on the first four while racing out to a 38-0 halftime lead.

Two of Dobbs' touchdown throws went to Josh Malone, who set a career high with 112 receiving yards.

Running back John Kelly also had a career day while making his first-career start. He topped the century mark for the first time in his career, totaling 104 yards and a TD on just seven carries, all in the first half.

The Volunteers' defense was stout throughout the game, holding the Golden Eagles to 224 total yards, the least by UT opponent this season. The Big Orange also made six stops on fourth down in the game and had 13 tackles for loss to go along with four sacks.

Tennessee took an early 7-0 lead on a 30-yard touchdown pass from Dobbs to Malone just 57 seconds into the game. Tyler Byrd returned the opening kickoff 31 yards to the Tennessee Tech 46-yard line to give UT great field position before Dobbs found Malone wide open in the endzone.

The Vols' defense held strong on the Golden Eagles first drive of the afternoon, stopping a fourth-down attempt at their own 28-yard line to give the ball back to the offense.

Just 43 seconds later, Dobbs found Malone again for a 43-yard touchdown pass down the right sideline to spot UT a 14-0 advantage.

Following a three and out by TTU, Kelly made it 21-0 after bursting through a hole off tackle and sprinting down the sideline for a career-long 73-yard touchdown run. The touchdown run was the longest for Tennessee under head coach Butch Jones.

Opening the second quarter, Dobbs hit Jauan Jennings with a back-shoulder throw in the corner endzone to cap off a 10-play, 73-yard drive.

Freshman running back Carlin Fils-Aime plowed in from two yards out for his first-career touchdown to give UT a 35-0 lead with 4:23 remaining in the first half. The Vols tacked on a 19-yard Aaron Medley field goal as time expired to complete the first-half scoring.

Marquez Callaway's 52-yard punt return set the Vols up on the Golden Eagles' 22 yard line in the second half and Fils-Aime punched it in from a yard out to make it 45-0.

After another fourth-down stop by the Vols' defense, Medley split the uprights for the second time with a season-long 42-yard field goal to make it 48-0 with just under 12 minutes to play. Tennessee capped off the scoring with a 62-yard punt return for a touchdown by Callaway with 2:45 left in the game. Callaway had two punt returns for 114 yards in the game.

>> SCORING SUMMARY

Team	Qtr	Time	Scoring Play	Conversion	Plays	TOPScore
UT	1st	14:03	Malone 30 yd pass from Dobbs	Medley kick	3-46	0:57 0-7
UT	1st	8:46	Malone 43 yd pass from Dobbs	Medley kick	3-72	0:43 0-14
UT	1st	5:26	Kelly 73 yd run	Medley kick	1-73	0:13 0-21
UT	2nd	14:55	Jennings 3 yd pass from Dobbs	Medley kick	10-73	3:45 0-28
UT	2nd	4:23	Fils-Aime 2 yd run	Medley kick	5-62	1:19 0-35
UT	2nd	0:00	Medley 19 yd field goal		8-47	1:22 0-38
UT	3rd	12:50	Fils-Aime 1 yd run	Medley kick	3-22	0:52 0-45
UT	4th	11:57	Medley 42 yd field goal		8-27	3:09 0-48
UT	4th	2:54	Callaway 62 yd punt return	Foster kick		0-55

Stat Leaders

>> TENNESSEE TECH

Rushing	Att	Yds	TD	Long	Avg.
Goldsmith	7	39	0	12	5.6
Thaenrat	14	33	0	13	2.4
Warwick	2	6	0	5	3.0
Byrd	4	2	0	3	0.5
Brown	1	-1	0	-10	
Carter	2	-1	0	-0.5	
Birdsong	6	-3	0	-0.5	
Napper	1	-5	0	-5.0	
Hicks	1	-10	0	-10.0	
Totals	38	60	0	13	1.6

Passing	C-A-I	Yds	TD	Long	Sack
Birdsong	17-35-1	164	0	30	3
Brown	0-1-0	0	0	0	0
Hicks	0-0-0	0	0	0	1
Totals	17-36-1	164	0	30	4

Receiving	No.	Yds	TD	Long
Byrd	9	121	0	30
Cates	3	23	0	10
Thaenrat	3	12	0	7
Smith	1	5	0	5
Cunningham	1	3	0	3
Totals	17	164	0	30

>> TENNESSEE

Rushing	Att	Yds	TD	Long	Avg.
Kelly	7	104	1	73	14.9
Lewis	6	34	0	12	5.7
Fils-Aime	8	27	2	8	3.4
Dormady	1	4	0	4	4.0
Dormady	1	4	0	3	3.0
Dobbs	1	3	0	3	3.0
Lacey	1	2	0	2	2.0
Totals	25	177	3	73	7.1

Passing	C-A-I	Yds	TD	Long	Sack
Dormady	9-15-0	109	0	33	0
Dobbs	12-13-0	183	3	43	0
Jones	1-1-0	2	0	2	0
Totals	22-27-0	294	3	43	0

Receiving	No.	Yds	TD	Long
Malone	5	112	2	43
Johnson	5	64	0	21
Byrd	2	37	0	33
Johnson	2	10	0	8
Jennings	2	5	1	3
George	1	20	0	20
Callaway	1	13	0	13
Kelly	1	11	0	11
Woff	1	8	0	8
Smith	1	7	0	7
Croom	1	7	0	7
Totals	22	294	3	43

REVIEW

Game 10

KENTUCKY	10	3	3	20	-	36
TENNESSEE	14	7	14	14	-	49

Nov. 12 | Neyland Stadium | Knoxville, Tenn. | 12:01 p.m. | Attendance: 101,075



Breakdown

	UK	UT
FIRST DOWNS	29	29
Rushing	16	17
Passing	10	10
Penalty	3	2
NET YARDS RUSHING	443	376
Rushing Attempts	55	41
Average Per Rush	8.1	9.2
Rushing Touchdowns	4	4
Yards Gained Rushing	485	416
Yards Lost Rushing	42	40
NET YARDS PASSING	192	223
Completions-Attempts-Int	12-29-1	11-18-1
Average Per Attempt	6.6	12.4
Average Per Completion	16.0	20.3
Passing Touchdowns	0	3
TOTAL OFFENSE YARDS	635	599
Total offense plays	84	59
Average Gain Per Play	7.6	10.2
Fumbles: Number-Lost	2-1	2-2
Penalties: Number-Yards	6-59	9-64
PUNTS-YARDS	6-246	4-195
Average Yards Per Punt	41.0	48.8
Net Yards Per Punt	33.0	49.5
Inside 20	1	2
50+ Yards	0	2
Touchbacks	2	0
Fair catch	2	2
KICKOFFS-YARDS	7-372	8-511
Average Yards Per Kickoff	53.1	63.9
Net Yards Per Kickoff	37.6	42.5
Touchbacks	1	4
Punt returns: Number-Yards-TD	2-3-0	1-8-0
Average Per Return	-1.5	8.0
Kickoff returns: Number-Yds-TD	4-71-0	6-84-0
Average Per Return	17.8	14.0
Interceptions: Number-Yds-TD	1-0-0	1-0-0
Fumble Returns: Number-Yds-TD	0-0-0	0-0-0
Miscellaneous Yards	0	0
Possession Time	35:21	24:39
1st Quarter	7:41	7:19
2nd Quarter	9:14	5:46
3rd Quarter	10:40	7:40
4th Quarter	7:46	7:14
Third-Down Conversions	6 of 17	1 of 5
Fourth-Down Conversions	0 of 0	0 of 0
Red-Zone Scores-Chances	5-6	3-3
Touchdowns	2-6	3-3
Field goals	3-6	0-3
Sacks By: Number-Yards	2-34	4-30
PAT Kicks	3-3	7-7
Field Goals	3-3	0-0

▶ THE WRAPUP

GAME NOTES

The 7-3 start is the best start for the program through its first 10 games since 2007.

As a team, the Vols put together a season-high 376 rushing yards, surpassing their previous high of 282 yards rushing against Texas A&M.

With 370 total yards (147 rushing, 223 passing), Dobbs became only the fourth player in school history with at least 8,000 yards of total offense in his career. The feat also now puts him in the company of Peyton Manning, Erik Ainge and Casey Clausen as the only QBs in UT history with at least 2,500 yards of total offense in two different seasons.

UT furthered its streak to 25 consecutive games with a rushing TD, dating to 2014. The streak now stands as a school record for most consecutive games with a rushing score, surpassing a previous high streak of 24 games from the 1937-39 seasons.

In the fourth quarter, Derek Barnett recorded season sack No. 10 against UK's Stephen Johnson, as well as the 30th sack of his career. By doing so, Barnett now needs just 2.0 sacks to tie Tennessee career sacks leader Reggie White (32). He now has at least 10 sacks in each of his three seasons for UT, while 27 of his 30 career sacks have come in SEC play.

Defensive back Micah Abernathy led the Vols' defense today with 10 total tackles, including nine solo tackles.

VOLS RUSH PAST KENTUCKY FOR 49-36 WIN

KNOXVILLE, Tenn. -- Tennessee ran for a season-high 376 yards and had a trio of players rush for 94 or more yards in a 49-36 victory over Kentucky on Saturday afternoon in front of a crowd of 101,075 at Neyland Stadium.

Senior Joshua Dobbs put forth another stellar performance against the Wildcats (5-5, 4-4 SEC), accounting for 370 yards and five total touchdowns (three passing, two rushing) on the afternoon. He finished with a season-high 147 yards rushing to go along with 223 yards through the air.

After a three and out by the Vols on their opening drive, the Wildcats needed just two plays to reach the end zone on their first possession.

Dobbs marched the Vols 83 yards down field on their next possession, capping the drive with a 24-yard touchdown pass to Josh Smith.

A 37-yard field goal by Austin MacGinnis followed a nine-play drive that put UK up 10-7 late in the first quarter. The Wildcats converted a third-and-long on their own 40-yard line to keep the drive alive before Benny Snell found room down the left sideline for 27-yard rush to the Tennessee 16-yard line.

The Vols answered on the following drive to take a 14-0 lead. Dobbs evaded defenders before darting down the sideline for a 35-yard gain to the 1-yard line. He punched it in two plays later to surpass Jimmy Streeter for the most career rushing TDs by a QB in program history with the 26th of his career.

After another lengthy drive, UK was forced to settle for a field goal in the second quarter. The UT defense stiffened with a huge stop on third-and-goal from its own 1-yard line as Corey Veren stuffed Snell for a 1-yard loss. After a delay of game penalty, MacGinnis split the uprights from 25 yards out.

Dobbs responded and found Josh Malone for an 18-yard gain on third-and-6 and completed a screen pass to Tyler Byrd that he took 44 yards down the sideline to the UK 13-yard line. A couple plays later, Dobbs hit Ethan Wolf over the middle for a 10-yard touchdown pass to extend the Vols' lead.

The Wildcats scored on their first drive of the second half on MacGinnis' third field goal of the afternoon, this one from 33 yards out.

UT needed just five plays to go 92 yards on its opening drive of the second half. The Vols dove into their bag of trick plays as Malone hauled in a 51-yard touchdown pass from Dobbs on a flea-flicker to make it 28-16.

The UT defense forced its second turnover as cornerback Stephen Griffin knocked the ball loose from Snell at the Tennessee 4-yard line and LaTroy Lewis recovered the fumble to give the ball back to the Volunteers.

The offense didn't take long to convert the turnover, going 96 yards in six plays to increase the lead to 19 with over three minutes to go in the quarter.

A long TD run by Jojo Kemp gave UK some life early in the fourth quarter but UK's 2-point conversion attempt to make it an 11-point game failed.

Dobbs answered Kemp with a long touchdown run of his own to pump the lead back up to 20 points. Dobbs took a QB keeper off right tackle and outraced the Kentucky defenders to the checkerboards for his fifth total touchdown of the afternoon. The 45-yard scamper gave Dobbs a season-high in rushing yards and marked his fifth-career 100-yard rushing game. He finished with 147 yards rushing for the game.

Kamara's second touchdown run of the afternoon with 7:12 to go all but put the game away. The Wildcats added a pair of late scores on touchdowns by Shiem King and Johnson to account for the final score.

Micah Abernathy led the defense with 10 total tackles while Derek Barnett also added to his SEC-leading sack total with his 10th of the year.

>> SCORING SUMMARY

Team	Qtr	Time	Scoring Play	Conversion	Plays	TOPScore
UK	1st	13:09	Williams 10 yd run	MacGinnis kick 2-85	0:43	7-0
UT	1st	10:54	Smith 24 yd pass from Dobbs	Medley kick 6-83	2:09	7-7
UK	1st	3:31	MacGinnis 37 yd field goal		9-42	3:22 10-7
UT	1st	1:30	Dobbs 1 yd run	Medley kick 6-75	2:01	10-14
UK	2nd	9:27	MacGinnis 25 yd field goal		13-72	6:59 13-14
UT	2nd	6:27	Wolf 10 yd pass from Dobbs	Medley kick 7-79	2:53	13-21
UK	3rd	12:05	MacGinnis 33 yd field goal		8-60	2:55 16-21
UT	3rd	10:08	Malone 51 yd pass from Dobbs	Medley kick 5-92	1:52	16-28
UT	3rd	3:18	Kamara 17 yd run	Medley kick 6-96	2:23	16-35
UK	4th	12:30	Kemp 71 yd run	Snell failed 2pt 2-88	0:34	22-35
UT	4th	11:51	Dobbs 45 yd run	Medley kick 2-58	0:33	22-42
UT	4th	7:12	Kamara 29 yd run	Medley kick 5-64	2:58	22-49
UK	4th	3:58	King 24 yd run	MacGinnis kick 6-75	3:14	29-49
UK	4th	1:41	Johnson 2 yd run	MacGinnis kick 8-53	2:17	36-49

Stat Leaders

>> KENTUCKY

Rushing	Att	Yds	TD	Long	Avg.
Williams	16	127	1	39	7.9
Kemp	8	90	1	71	11.2
Snell	15	79	0	27	5.3
King	6	75	1	24	12.5
Johnson	10	72	1	75	7.2
Totals	55	443	4	75	8.1

Passing	C-A	Yds	TD	Long	Sack
Johnson	12-29-1	192	0	37	4
Totals	12-29-1	192	0	37	4

Receiving	No.	Yds	TD	Long
Baker	5	35	0	16
Bone	2	27	0	37
Conrad	1	22	0	22
Johnson	1	19	0	19
Timmons	1	17	0	17
Richardson	1	17	0	17
Badgett	1	15	0	15
Walker	1	9	0	9
Hart	1	1	0	1
Totals	12	192	0	37

>> TENNESSEE

Rushing	Att	Yds	TD	Long	Avg.
Dobbs	14	147	2	45	10.5
Kamara	10	128	2	39	12.8
Kelly	16	94	0	27	5.9
Jennings	1	7	0	7	7.0
Totals	41	376	4	45	9.2

Passing	C-A	Yds	TD	Long	Sack
Dobbs	11-17-1	223	3	51	2
TEAM	0-1-0	0	0	0	0
Totals	11-18-1	223	3	51	2

Receiving	No.	Yds	TD	Long
Malone	4	92	1	51
Wolf	4	44	1	20
Byrd	1	44	0	44
Smith	1	24	1	24
Jennings	1	19	0	19
Totals	11	223	3	51

Game 11

MISSOURI	6	14	7	10	-	37
#19 TENNESSEE	7	14	14	28	-	63

Nov. 19 | Neyland Stadium | Knoxville, Tenn. | 3:41 p.m. | Attendance: 101,012



Breakdown

	MU	UT
FIRST DOWNS	41	24
Rushing	27	12
Passing	13	10
Penalty	1	2
NET YARDS RUSHING	420	386
Rushing Attempts	67	45
Average Per Rush	6.3	8.6
Rushing Touchdowns	4	5
Yards Gained Rushing	442	393
Yards Lost Rushing	22	7
NET YARDS PASSING	320	223
Completions-Attempts-Int	21-43-2	15-22-0
Average Per Attempt	7.4	10.1
Average Per Completion	15.2	14.9
Passing Touchdowns	1	3
TOTAL OFFENSE YARDS	740	609
Total offense plays	110	67
Average Gain Per Play	6.7	9.1
Fumbles: Number-Lost	2-2	0-0
Penalties: Number-Yards	7-51	5-45
PUNTS-YARDS	2-92	4-185
Average Yards Per Punt	46.0	46.2
Net Yards Per Punt	36.0	46.2
Inside 20	1	2
50+ Yards	0	1
Touchbacks	0	0
Fair catch	0	0
KICKOFFS-YARDS	7-451	10-645
Average Yards Per Kickoff	64.4	64.5
Net Yards Per Kickoff	44.0	40.2
Touchbacks	4	7
Punt returns: Number-Yards-TD	0-0-0	2-20-0
Average Per Return	0.0	10.0
Kickoff returns: Number-Yards-TD	3-68-0	2-43-0
Average Per Return	22.7	21.5
Interceptions: Number-Yds-TD	0-0-0	2-85-1
Fumble Returns: Number-Yds-TD	0-0-0	0-0-0
Miscellaneous Yards	0	0
Possession Time	31:09	28:51
1st Quarter	7:35	7:25
2nd Quarter	7:10	7:50
3rd Quarter	10:38	4:22
4th Quarter	5:46	9:14
Third-Down Conversions	11 of 20	9 of 15
Fourth-Down Conversions	2 of 5	0 of 0
Red-Zone Scores-Chances	4-5	3-3
Touchdowns	3-5	3-3
Field goals	1-5	0-3
Sacks By: Number-Yards	2-3	1-7
PAT Kicks	4-5	9-9
Field Goals	1-1	0-1

THE WRAPUP

GAME NOTES

With a final score of 63-37, the Vols scored 40-plus points in three consecutive games for the first time since 1995.

The Volunteers finish their 2016 regular season with a 6-1 home record, their best mark since going 7-0 in 2007.

Senior quarterback Joshua Dobbs finished the day 15-of-22 for 223 yards passing with three touchdowns. He also gained 190 yards rushing on 10 carries with two touchdowns on the ground to amount to five TDs on the day. Dobbs now owns 17 career multi-touchdown passing games including seven this year.

With 413 total yards accounted for today, Dobbs surpassed his previous single-season career high for total yards of 3,204 set last season. He now has 3,220 total yards this year and joins Peyton Manning as the only two players in school history with at least 2,950 yards of total offense in two different seasons.

In the third quarter, Derek Barnett recorded season sack No. 11 against Mizzou's Drew Lock, as well as the 31st sack of his career. By doing so, Barnett now needs just 1.0 sack to tie Tennessee career sacks leader Reggie White (32.0). He has at least 10 sacks in each of his three seasons for UT, while 28 of his 31 career sacks have come in SEC play.

Barnett stands as the only player in SEC history to record 10-or-more sacks in three consecutive seasons (2014-16).

VOLS DOWN MISSOURI ON SENIOR DAY, 63-37

KNOXVILLE, Tenn. -- In his final game at Neyland Stadium, senior quarterback Joshua Dobbs accounted for five touchdowns to lead the Tennessee Volunteers to a 63-37 victory over the Missouri Tigers.

Dobbs passed for 223 yards and three touchdowns on Senior Day. He rushed for two more scores -- including a career-long 70-yard breakaway touchdown gallop down the Missouri sideline -- to finish with a career-best 413 total yards.

The Vols (8-3, 4-3 SEC) took the lead over Missouri (3-8, 1-6) midway through the first quarter, and while the Tigers' kept pace with Tennessee's scoring through three quarters, the Vols never trailed the rest of the way.

Tennessee forced four turnovers and did not commit any themselves. Two Tennessee interceptions resulted in 14 points for the Vols, including an 59-yard interception return by Jonathan Kongbo.

Dobbs opened the scoring for Tennessee when he connected with Jaun Jennings, who made a leaping grab and stepped over a defender on his way into the end zone for a 49-yard touchdown. Aaron Medley's extra point put the Vols in front 7-6 with 6:01 left in the opening quarter after Missouri had missed an extra point following its opening touchdown.

Tennessee broke away in the fourth quarter, outscoring the Tigers 28-10. It marked the most points the Vols had scored in a quarter this season and the first time the Vols had passed the 60-point marker in a game since a 63-7 win over Western Kentucky in 2009.

The Vols amassed 609 total yards, 223 passing and 386 in the air, averaging 9.1 yards per play.

John Kelly rushed for more than 100 for a second time this season, finishing with 101 yards and a touchdown on 18 carries. Alvin Kamara scored two rushing touchdowns and finished with 55 yards.

Jennings caught four passes from Dobbs for 67 yards and a two touchdowns. Josh Malone led the Vols with 83 receiving yards and his ninth touchdown reception.

Missouri finished the game with 740 total yards, the most yards the Vols have given up in a game in program history.

Defensively, Micah Abernathy led the Vols with 12 tackles plus an interception and 26-yard return that resulted in an eventual Tennessee touchdown in the third quarter. Rashaan Gaulden and Darrin Kirkland Jr. had nine tackles each.

Derek Barnett recorded another solo sack, giving him 11.0 this season and 31.0 in his career, putting him just one sack away from tying Reggie White's program record for career sacks (32.0).

>> SCORING SUMMARY

Team	Qtr	Time	Scoring Play	Conversion	Plays	TOPScore
MU	1st	9:07	Crockett 22 yd run	Kick failed	12-8	3:50 6-0
UT	2nd	6:01	Jennings 49 yd pass from Dobbs	Medley kick	7-98	3:06 6-7
UT	2nd	13:50	Malone 57 yd pass from Dobbs	Medley kick	3-74	0:57 6-14
MU	2nd	8:00	Lock 2 yd run	McCann kick	7-71	1:47 13-14
UT	2nd	5:00	Kamara 4 yd run	Medley kick	9-75	3:00 13-21
MU	2nd	2:17	Witter 2 yd run	McCann kick	9-80	2:36 20-21
UT	3rd	13:58	Jennings 5 yd pass from Dobbs	Medley kick	3-9	0:48 20-28
MU	3rd	8:51	Witter 1 yd run	McCann kick	14-82	5:01 27-28
UT	3rd	2:39	Dobbs 30 yd run	Medley kick	6-58	2:10 27-35
MU	4th	14:50	McCann 28 yd field goal		10-63	2:49 30-35
UT	4th	13:20	Dobbs 70 yd run	Medley kick	3-79	1:25 30-42
UT	4th	9:25	Kamara 2 yd run	Medley kick	7-58	2:26 30-49
MU	4th	7:57	Mason 50 yd pass from Lock	McCann kick	7-75	1:28 37-49
UT	4th	5:52	Kelly 27 yd run	Medley kick	4-75	2:01 37-56
UT	4th	4:31	Kongbo 59 yd int return	Medley kick		37-63

Stat Leaders

>> MISSOURI						>> TENNESSEE					
Rushing	Att	Yds	TD	Long	Avg.	Rushing	Att	Yds	TD	Long	Avg.
Crockett	24	225	1	38	9.4	Dobbs	10	190	2	70	19.0
Witter	31	165	2	19	5.3	Kelly	18	101	1	27	5.6
Strong	8	39	0	23	4.9	Kamara	12	55	2	28	4.6
Augusta	1	0	0	0	0.0	Byrd	2	24	0	22	12.0
Lock	3	-7	1	2	-2.3	Fils-Aime	2	12	0	8	6.0
Totals	67	420	4	38	6.3	Jennings	1	4	0	4	4.0
Passing	C-A-I	Yds	TD	Long	Sack	Passing	C-A-I	Yds	TD	Long	Sack
Lock	21-43-2	320	1	50	1	Dobbs	15-22-0	223	3	57	2
Totals	21-43-2	320	1	50	1	Totals	15-22-0	223	3	57	2
Receiving	No.	Yds	TD	Long	Receiving	No.	Yds	TD	Long		
Moore	9	134	0	25	Jennings	4	67	2	49		
Mason	3	66	1	50	Malone	3	83	1	57		
Johnson	2	41	0	32	Kamara	3	14	0	10		
Culkin	2	35	0	24	Byrd	2	8	0	10		
Blanton	2	21	0	13	Johnson	1	22	0	22		
Black	1	15	0	15	Croom	1	18	0	18		
Hall	1	8	0	8	Wolf	1	11	0	11		
Crockett	1	0	0	0	Totals	15	223	3	57		
Totals	21	320	1	50							



Game 12

#24 TENNESSEE 14 17 3 10 - 34
VANDERBILT 7 17 7 14 - 45

Nov. 26 | Vanderbilt Stadium | Nashville, Tenn. | 7:39 p.m. | Attendance: 38,108



Breakdown

	UT	VU
FIRST DOWNS	27	27
Rushing	10	8
Passing	16	18
Penalty	1	1
NET YARDS RUSHING	176	192
Rushing Attempts	33	38
Average Per Rush	5.3	5.1
Rushing Touchdowns	2	4
Yards Gained Rushing	195	219
Yards Lost Rushing	19	27
NET YARDS PASSING	340	416
Completions-Attempts-Int	31-34-0	21-35-1
Average Per Attempt	10.0	11.9
Average Per Completion	11.0	19.8
Passing Touchdowns	2	2
TOTAL OFFENSE YARDS	516	608
Total offense plays	67	73
Average Gain Per Play	7.7	8.3
Fumbles: Number-Lost	3-2	0-0
Penalties: Number-Yards	4-35	4-30
PUNTS-YARDS	2-78	2-66
Average Yards Per Punt	39.0	33.0
Net Yards Per Punt	39.0	33.0
Inside 20	1	1
50+ Yards	0	0
Touchbacks	0	0
Fair catch	2	1
KICKOFFS-YARDS	7-484	8-478
Average Yards Per Kickoff	69.1	59.8
Net Yards Per Kickoff	47.0	36.4
Touchbacks	2	1
Punt returns: Number-Yards-TD	0-0-0	0-0-0
Average Per Return	0.0	0.0
Kickoff returns: Number-Yards-TD	7-162-0	5-105-0
Average Per Return	23.1	21.0
Interceptions: Number-Yards-TD	1-0-0	0-0-0
Fumble Returns: Number-Yards-TD	0-0-0	0-0-0
Miscellaneous Yards	0	0
Possession Time	28:29	31:31
1st Quarter	5:58	9:02
2nd Quarter	7:00	8:00
3rd Quarter	7:27	7:33
4th Quarter	8:04	6:56
Third-Down Conversions	5 of 11	8 of 14
Fourth-Down Conversions	0 of 1	0 of 1
Red-Zone Scores-Chances	3-5	6-6
Touchdowns	2-5	5-6
Field goals	1-5	1-6
Sacks By: Number-Yards	1-11	2-13
PAT Kicks	4-4	6-6
Field Goals	2-3	1-1

▶ THE WRAPUP

GAME NOTES

The Volunteers complete 2016 regular season play with 58 total touchdowns, the most for the program since UT scored 62 touchdowns in 1993.

Senior quarterback Joshua Dobbs finished the night 31-of-34 for 340 yards passing with two touchdowns, as well as 53 yards rushing on 13 attempts. His 31 pass completions established a single-game career high.

With 393 total offensive yards vs. the Commodores, Dobbs (3,368) became just the fourth player in school history to record at least 3,000 total yards in a season, joining Peyton Manning, Tyler Bray and Erik Ainge. He surpassed Peyton Manning (3,156 in 1996) for the fourth-most total yards in a season in UT history.

With 53 rushing yards vs. Vanderbilt, Dobbs surpassed his own school record (671 in 2015) for most rushing yards by a QB in school history with 713.

With a sack against Vanderbilt's Kyle Shurmur to end the first half, Derek Barnett recorded season sack No. 12 and career sack No. 32, tying UT career-sack leader Reggie White (1980-83).

Barnett's 12.0 sacks in 2016 are a single-season career high and each of his 12.0 sacks this year have come in SEC play. His 12.0 sacks also tied for the third-most in a single season in school history alongside John Henderson during the 2000 season.

#24 VOLS FALL AT VANDERBILT, 45-34

NASHVILLE, Tenn. -- Vanderbilt topped No. 24/24 Tennessee in an offensive slugfest on Saturday, taking a 45-34 win over the Volunteers at Vanderbilt Stadium.

The Vols (8-4, 4-4 SEC) and the Commodores (6-6, 3-5 SEC) traded scores all night before Vanderbilt pulled away with a 14-point fourth quarter. Tennessee, which is No. 17 in the College Football Playoff rankings, led 31-24 at the half. Vanderbilt outscored UT 21-3 in the second half.

On the final play of the second quarter, junior defensive end Derek Barnett registered his career-best 12th sack of the season and the 32nd of his career to tie the great Reggie White for the most career sacks in Tennessee history.

UT senior quarterback Joshua Dobbs completed a career-high 31 of 34 passes for 340 yards and two touchdowns and also ran for 53 yards on 13 carries.

Alvin Kamara ran for 69 yards and two scores on 10 carries. The Vols' redshirt junior running back also led the team with eight catches for 72 yards and a score.

Josh Malone caught a 27-yard touchdown pass from Dobbs with 54 seconds left in the first half to give the Vols the lead entering the break. The UT junior wideout finished with career highs of seven receptions and 121 yards.

Vanderbilt totaled 608 yards of offense -- the most ever for the Commodores in the 110 games of the in-state rivalry. Sophomore quarterback Kyle Shurmur finished 21-of-34 for 416 yards, two scores and one interception. Vanderbilt redshirt junior team captain Ralph Webb rushed for 114 yards and two touchdowns on 21 carries.

Kamara enjoyed a hot start in the first and second quarters, weaving through traffic for three scores, including a 21-yard catch from Dobbs with 3:40 left in the first quarter. His one-yard touchdown run just over a minute into the second quarter gave the Vols a 21-7 advantage.

Vanderbilt's offense engineered three scoring drives of over 60 yards in the second quarter to climb back into the game. After a 25-yard field goal by Aaron Medley gave Tennessee a 34-24 lead with under four minutes left in the third quarter, Vanderbilt answered with three touchdowns.

>> SCORING SUMMARY

Team	Qtr	Time	Scoring Play	Conversion	Plays	TOPScore
UT	1st	9:15	Kamara 14 yd run	Medley kick	5-5	1:50 7-0
VU	1st	6:49	McElwain 18 yd pass from Shurmur	Openshaw kick	6-75	2:26 7-7
UT	1st	3:40	Kamara 21 yd pass from Dobbs	Medley kick	7-75	3:09 14-7
UT	2nd	13:59	Kamara 1 yd run	Medley kick	2-27	0:23 21-7
VU	2nd	10:30	Dobbs 20 yd pass from Shurmur	Openshaw kick	7-76	3:21 21-14
VU	2nd	7:57	Webb 9 yd run	Openshaw kick	2-80	0:48 21-21
UT	2nd	6:33	Medley 41 yd field goal		4-6	1:14 24-21
VU	2nd	3:50	Openshaw 31 yd field goal		7-62	2:43 24-24
UT	2nd	0:54	Malone 27 yd pass from Dobbs	Medley kick	7-72	2:52 31-24
UT	3rd	3:57	Medley 25 yd field goal		9-79	3:49 34-24
VU	3rd	0:49	Blasingame 12 yd run	Openshaw kick	10-83	3:04 34-31
VU	4th	12:15	Sims 3 yd run	Openshaw kick	7-49	2:45 34-38
VU	4th	4:06	Webb 28 yd run	Openshaw kick	5-80	2:40 34-45

Stat Leaders

>> TENNESSEE

Rushing	Att	Yds	TD	Long	Avg.
Kamara	10	69	2	17	6.9
Dobbs	13	53	0	16	4.1
Kelly	9	52	0	13	5.8
Jennings	1	2	0	2	2.0
Totals	33	176	2	17	5.3

Passing	C-A-I	Yds	TD	Long	Sack
Dobbs	31-34-0	340	2	28	2
Totals	31-34-0	340	2	28	2

Receiving	No.	Yds	TD	Long
Kamara	8	72	1	21
Malone	7	121	1	27
Croom	7	38	0	14
Jennings	4	75	0	28
Wolf	4	33	0	13
Kelly	1	1	0	1
Totals	31	340	2	28

>> VANDERBILT

Rushing	Att	Yds	TD	Long	Avg.
Webb	21	114	2	28	5.4
Rivers	6	52	0	39	8.7
Darrius Sims	7	16	1	9	2.3
Blasingame	2	16	1	12	8.0
Sam Dobbs	1	5	0	5	5.0
Kyle Shurmur	1	-11	0	-11.0	
Totals	38	192	4	39	5.1

Passing	C-A-I	Yds	TD	Long	Sack
Shurmur	21-34-1	416	2	76	1
Sherfield	0-1-0	0	0	0	0
Totals	21-35-1	416	2	76	1

Receiving	No.	Yds	TD	Long
Sherfield	9	184	0	76
Scott	4	117	0	45
Pinkney	2	42	0	28
Webb	2	21	0	11
Dobbs	1	20	1	20
McElwain	1	18	1	18
Duncan	1	14	0	14
Sims	1	0	0	0
Totals	21	416	2	76



MUSIC CITY BOWL

NEBRASKA 0 7 7 10 - 24
#21 TENNESSEE 0 21 3 14 - 38

Dec. 30 | Nissan Stadium | Nashville, Tenn. | 3:30 p.m. | Attendance: 68,496



Breakdown

	NEB	UT
FIRST DOWNS	18	25
Rushing	5	12
Passing	12	12
Penalty	1	1
NET YARDS RUSHING	61	230
Rushing Attempts	28	38
Average Per Rush	2.2	6.1
Rushing Touchdowns	1	4
Yards Gained Rushing	108	248
Yards Lost Rushing	47	18
NET YARDS PASSING	257	291
Completions-Attempts-Int	19-42-0	23-38-0
Average Per Attempt	6.1	7.7
Average Per Completion	13.5	12.7
Passing Touchdowns	2	1
TOTAL OFFENSE YARDS	318	521
Total offense plays	70	76
Average Gain Per Play	4.5	6.9
Fumbles: Number-Lost	3-1	1-1
Penalties: Number-Yards	7-41	6-65
PUNTS-YARDS	7-299	6-260
Average Yards Per Punt	42.7	43.3
Net Yards Per Punt	42.6	36.7
Inside 20	1	2
50+ Yards	2	2
Touchbacks	0	2
Fair catch	5	1
KICKOFFS-YARDS	5-302	7-426
Average Yards Per Kickoff	60.4	60.9
Net Yards Per Kickoff	35.8	46.1
Touchbacks	2	3
Punt returns: Number-Yards-TD	0-0-0	11-0
Average Per Return	0.0	1.0
Kickoff returns: Number-Yards-TD	2-28-0	3-73-0
Average Per Return	14.0	24.3
Interceptions: Number-Yds-TD	0-0-0	0-0-0
Fumble Returns: Number-Yds-TD	1-3-0	0-0-0
Miscellaneous Yards	0	0
Possession Time	28:28	31:32
1st Quarter	8:19	6:41
2nd Quarter	4:46	10:14
3rd Quarter	6:47	8:13
4th Quarter	8:36	6:24
Third-Down Conversions	5 of 16	6 of 14
Fourth-Down Conversions	0 of 2	0 of 1
Red-Zone Scores-Chances	2-2	3-4
Touchdowns	2-2	3-4
Field goals	0-2	0-4
Sacks By: Number-Yards	0-0	4-36
PAT Kicks	3-3	5-5
Field Goals	1-1	1-1
Points off turnovers	7	0

THE WRAPUP

GAME NOTES

Senior Joshua Dobbs racked up 409 yards of total offense and four touchdowns, Derek Barnett set a new UT sack record and the No. 21 Tennessee Volunteers took a 38-24 win over the Nebraska Cornhuskers in the 2016 Franklin American Mortgage Music City Bowl on Friday at Nissan Stadium.

The Vols played in the Music City Bowl for only the second time, having made their debut in the bowl game during the 2010 season - resulting in a 30-27 loss to North Carolina.

Tennessee moved to an all-time record of 829-375-53, which stood in ninth place (in terms of win percentage) among FBS programs entering the 2016 Franklin American Mortgage Music City Bowl. The Volunteers finished the 2016 season with a 9-4 overall record (4-4 in SEC).

Butch Jones now owns a 30-21 record in his fourth year at Tennessee and is 80-48 in his 10th season overall.

Senior quarterback Joshua Dobbs established or tied Tennessee all-time bowl records for: most yards passing per attempt (10.7), most rushing touchdowns (3 - ties James Stewart), most total plays (47 - ties Jimmy Streater), most points scored (18 - ties James Stewart), touchdowns responsible for (4) and points scored (18 - ties James Stewart).

Dobbs' 409 total offense yards are second-most all-time in Tennessee bowl game history.

#21 VOLS DEFEAT NEBRASKA, 38-24, IN MUSIC CITY BOWL

NASHVILLE, Tenn. -- Joshua Dobbs racked up 409 yards of total offense and four touchdowns, Derek Barnett set a new Tennessee sack record and the No. 21 Tennessee Volunteers took a 38-24 win over the Nebraska Cornhuskers in the 2016 Franklin American Mortgage Music City Bowl on Friday at Nissan Stadium.

Tennessee (9-4) led from start to finish and posted 521 yards of offense thanks to Dobbs' outstanding career finale. Dobbs, who was named MVP of the game, ran for 118 yards and three scores on 11 carries and finished 23-of-38, throwing for 291 yards and one touchdown.

With the win over Nebraska (9-4), UT has won three-straight bowl games for the first time since the 1994, 1995 and 1996 seasons.

The Vols, who wore their Smokey Grey uniforms to honor those affected by the wildfires in Gatlinburg, also limited Nebraska to 61 rushing yards, which is the second-fewest UT has allowed on the year. The 61 rushing yards were the fewest Tennessee has given up to a team from a Power Five conference since holding Vanderbilt to 25 yards on Nov. 22, 2008.

The Cornhuskers scored two touchdowns early in the fourth quarter to rally to within 31-24 with 10:02 left, but could not overcome a UT pass rush that finished with four sacks and seven quarterback hurries or stop the Vols' balanced offensive attack (291 passing yards, 230 rushing yards).

John Kelly ran for 70 yards and one touchdown on 15 carries. Alvin Kamara had seven carries for 31 yards and a game-high seven catches for 46 yards.

Josh Malone had five receptions for 120 yards and one touchdown. His 972 receiving yards on the year rank 10th in school history and his 11 touchdown grabs tied for the third-most by a Vol.

Jauan Jennings added six catches for 59 yards.

Barnett, playing in his hometown, had six tackles, one sack, two pass breakups and four quarterback hurries on a day when several UT defenders made big plays. LaTroy Lewis, Cortez McDowell and Darrin Kirkland Jr. had seven tackles each. Seniors Lewis and Corey Vereen recorded sacks in their final game for the Orange and White. Senior defensive back Malik Forman forced a fumble in the third quarter and recovered it. Rashawn Goulden had five stops, two pass breakups and a forced fumble. Jonathan Kongbo also recorded the first sack of his career.

Dobbs set a new Tennessee single-season record for quarterbacks by rushing for his 12th touchdown of the season and third of the day with a three-yard score that completed a nine-play, 76-yard drive early in the fourth quarter. After the extra point, UT's lead grew to 31-14.

With under four minutes to go, Barnett sacked Fyfe for a nine-yard loss on 3rd-and-26 from the UT 43 to set the new Tennessee career sacks record at 33.0. The stadium erupted once the sack was announced and the crowd sang Barnett's name as his teammates and coaches congratulated him on the achievement.

>> SCORING SUMMARY

Team	Qtr	Time	Scoring Play	Conversion	Plays	TOPScore
UT	2nd	13:20	Kelly 28 yd run	Medley kick	4-73	1:26 0-7
UT	2nd	7:36	Dobbs 10 yd run	Medley kick	11-66	4:44 0-14
NEB	2nd	1:36	Reilly 38 yd pass from Fyfe	Drew kick	3-80	1:12 7-14
UT	2nd	0:09	Dobbs 2 yd run	Medley kick	9-75	1:27 7-21
UT	3rd	5:52	Medley 46 yd field goal		8-49	3:20 7-24
NEB	3rd	3:26	Reilly 9 yd pass from Fyfe	Drew kick	5-75	2:26 14-24
UT	4th	14:09	Dobbs 3 yd run	Medley kick	9-76	4:09 14-31
NEB	4th	12:06	Brown 45 yd field goal		6-47	2:12 17-31
NEB	4th	10:02	Fyfe 9 yd run	Brown kick	5-31	1:55 24-31
UT	4th	8:45	Malone 59 yd pass from Dobbs	Medley kick	4-77	1:10 24-38

Stat Leaders

>> NEBRASKA

Rushing	Att	Yds	TD	Long	Avg.
Ozibko	7	66	0	42	9.4
Newby	9	15	0	9	1.7
Carter	1	9	0	9	9.0
Morgan Jr.	1	0	0	0	0.0
Wilbon	1	-1	0	0	-1.0
TEAM	1	-1	0	0	-1.0
Fyfe	8	-27	1	9	-3.4
Totals	28	61	1	42	2.2

Passing	C-A-I	Yds	TD	Long	Sack
Fyfe	17-36-0	243	2	39	4
Darlington	2-6-0	14	0	12	0
Totals	19-42-0	257	2	39	4

Receiving	No.	Yds	TD	Long
Pierson-El	5	49	0	19
Reilly	4	98	2	39
Morgan Jr.	3	28	0	16
Carter	2	34	0	33
Reimers	2	26	0	24
Newby	2	11	0	11
Ozibko	1	11	0	11
Totals	19	257	2	39

>> TENNESSEE

Rushing	Att	Yds	TD	Long	Avg.
Dobbs	11	118	3	29	10.7
Kelly	15	70	1	28	4.7
Kamara	7	31	0	11	4.4
Jennings	2	14	0	9	7.0
Byrd	1	9	0	9	9.0
TEAM	1	-1	0	0	-1.0
Smith	1	-1	0	0	-1.0
Totals	38	230	4	29	6.1

Passing	C-A-I	Yds	TD	Long	Sack
Dobbs	23-38-0	291	1	59	0
Totals	23-38-0	291	1	59	0

Receiving	No.	Yds	TD	Long
Kamara	7	46	0	12
Jennings	6	59	0	15
Malone	5	120	1	59
Croom	2	38	0	30
Smith	2	13	0	14
Wolf	1	15	0	15
Totals	23	291	1	59



HISTORY

HISTORY OF TENNESSEE FOOTBALL

The Vols played their first football game in November 1891 -- and so began more than 100 years of football tradition.

Tennessee football is the story of the “greats”... the players, coaches, plays and fans, all of whom have helped build the program. From Gen. Robert R. Neyland to Phillip Fulmer, from Gene McEver to Bob Johnson, from Nathan Dougherty to Reggie White, from Dick Huffman to John Henderson.

The Vols' debut on the gridiron in that 1891 season was none too promising, as Sewanee defeated UT, 24-0, in a game played in the muck and mire in Chattanooga. It was also the only game on that year's schedule. The first win would come in 1892, a 25-0 decision at Maryville. The first home win would have to wait until 1893, as the Vols topped Maryville again, this time by a 32-0 count.

Neyland was born Feb. 17, 1892, in Greenville, Texas, and his influence on the Vol program would be felt from 1926 on, even through today.

THE FORMATIVE YEARS

A NEW STADIUM IS BUILT IN 1921

In those early years, from 1891-1912, football coaches came and went, frequently on a year-to-year basis. The Vols did not have a head coach until 1899, and had seven head coaches between that time and 1911.

The Vols won the 1914 Southern Intercollegiate Athletic Association championship under head coach Zora Clevenger, piling up 374 points to 37 for their opponents. It was also the first Vols squad to defeat Vanderbilt, doing so, 16-14, on Nov. 7. On Nov. 11, 1916, the first Homecoming game was held as the Vols defeated Vanderbilt, 10-6.

It was not until 1920, 29 years into the program's history, that the Vols won their 100th game, a 49-0 victory over Transylvania. The leading player of that time was Dougherty,

an All-Southern selection in 1907 and 1908, and known to his teammates as “Big-Un.”

Tennessee had played its home games on Wait Field at the corner of 15th Street and Cumberland Avenue, but moved into a new home in 1921.

Shields-Watkins Field was less than a mile away on 15th Street (now Phillip Fulmer Way) and was named for its benefactors, Knoxville banker and UT trustee William S. Shields and his wife, Alice Watkins-Shields. It opened that season with 3,200 seats, although it had been used for baseball the previous spring. No one knew that just over 80 years later, the stadium would hold more than 100,000 fans.

In 1922, the Vols wore orange jerseys for the first time (black shirts with orange and white piping being the previous color of choice), taking the color from the American Daisy that grew in profusion on The Hill north of the stadium.

ENTER BOB NEYLAND

A TRADITION IS BORN

In 1926, Neyland, then an ROTC instructor, Army captain and backfield coach the previous season, was named head coach and served through the end of the 1934 season when the Army beckoned him to Panama. Dougherty, dean of UT's College of Engineering and longtime faculty chairman of athletics, hired Neyland with the lone injunction: “Even the score with Vanderbilt; do something about our terrible standing in the series.”

The Vols won the Southern Conference championship in 1927 with an 8-0-1 record and looked forward to the 1928 season. In that season, the Vols defeated heavily-favored Alabama, 15-13, in Tuscaloosa, as tailback Gene McEver, the “Bristol Blizzard” and one of the “Flaming Sophomores of 1928,” took the opening kickoff 98 yards for a score.



On March 16, 1921, all UT classes were dismissed to guarantee a workforce large enough to put the field into shape for a March 19 baseball game.



Buddy Hackman did likewise a week later against Washington & Lee and the Vols express was off and running. Hackman and McEver became known as the "Touchdown Twins."

The beginning of the 1930s saw Tennessee play in its first bowl game, a 13-0 victory over New York University at Yankee Stadium in New York.

Vols lineman Herman Hickman, later a College Football Hall of Fame selection, had an outstanding game that afternoon, and Grantland Rice added Hickman to his All-American team on the basis of that performance.

Tennessee won the Southern Conference championship again in 1932 with a 9-0-1 record and joined the fledgling Southeastern Conference a year later. In 1934, Tennessee won its 200th game, defeating Mississippi, 27-0, in Knoxville on Oct. 13.

Over that time, Neyland and the Vols had assembled a 76-7-5 record, with undefeated streaks of 33 and 28 games along with a 30-game home winning streak.

NEYLAND RETURNS SECOND OF THREE GREAT ERAS BEGINS

Bill Britton had taken Neyland's place in the 1935 season while Neyland was in the Canal Zone. Neyland returned home for the 1936 season and immediately began building another dynasty.

By 1938, he was ready. With another group of sensational sophomores leading the way, he began a three-year run in which the Vols won 30 consecutive regular-season games and visited the Orange, Rose and Sugar bowls.

The 1938 team ended with an 11-0 record, defeating Oklahoma in the 1939 Orange Bowl. The 1938 Vols were named national champions by Dunkel, Litkenhous, Board, Houlgate and Poling. The 1939 team shut out 10 consecutive opponents. No collegiate team has since shut out an entire slate of opponents. The Vols brought home a check for \$100,000 from the 1940 Rose Bowl.

In the 1939 Alabama game -- which found national radio commentators Ted Husing of CBS and Bill Stern of NBC at Shields-Watkins Field covering the game -- a sophomore tailback from Knoxville named Johnny Butler etched his name into Vols history with a 56-yard run against the Tide on which he went sideline to sideline for the score at the south end.

Neyland's record during this era was 43-7-3. The Vols still hold an NCAA record for holding opponents scoreless for 71 consecutive quarters (from the second quarter of the 1938 LSU game through the second quarter of the 1940 Alabama game) and pitched 17 consecutive shutouts. The 1940 Vols were voted national champions by Dunkel and Williamson.

After the 1940 season, however, Neyland was called back to the military as winds of war hovered over the world. He was gone until just before the 1946 season, leaving the Vol football program in the capable hands of John Barnhill, who later became head coach and athletics director at Arkansas.

Barnhill compiled a 32-5-2 record and led the Vols to the Sugar and Rose bowls. The Vols also played their first night game in 1944, a 13-0 victory at LSU.

Four Vol players did not return home from World War II. They were Bill Nowling, Rudy Klarer, Willis Tucker and Clyde "Ig" Fuson. They are memorialized in the southeast corner of Neyland Stadium's upper deck façade.

NEYLAND'S FINAL YEARS A CONSENSUS NATIONAL CHAMPIONSHIP COMES TO KNOXVILLE

Neyland arrived home from World War II for the 1946 season and noted, "It will take us five years to put Tennessee back on top." Undaunted, the Vols immediately won the SEC championship and a bid to the Orange Bowl. The dominant player that season was tackle Dick Huffman, still remembered as one of the toughest Vols ever. He would lead the charge against Alabama quarterback Harry Gilmer in a 12-0 Vol win.

Critics argued that Neyland had lost his touch, particularly in view of 5-5 and 4-4-2 seasons in 1947 and 1948, respectively, and the assertion that his beloved single-wing offense had gone out of style.

In 1948, Tennessee won its 300th game, defeating Alabama, 21-6, on Homecoming afternoon.

By the end of the 1948 season, Neyland was ready for his final run as Vols' head man. It was just before the 1949 season that UT publicist Lindsey Nelson formed the initial Vol Radio Network.

After a 7-2-1 mark in 1949, led by another talented group of sophomores, the Vols kicked off the decade of the 1950s with an 11-1 season, marred only by a 7-0 loss at Mississippi State in the season's second week. The Vols, named national champions by Dunkel and DeVold, rolled through the season and upset Texas in the 1951 Cotton Bowl, sparked by a 75-yard run from tailback Hank Lauricella that Stern called one of the best he had ever seen.

Neyland's 1951 team came back and won the national championship with a 10-0 regular-season record. The contest with Alabama that season, a 27-13 Vols victory, was UT's first on a new invention called television. Lauricella, that season's Heisman Trophy runner-up, offensive guard John Michels and defensive tackle Doug Atkins later were named to the College Football Hall of Fame. Atkins, named also to the Pro Football Hall of Fame for his work at Cleveland, Chicago and New Orleans, became the first Vol enshrined in both. Atkins also was named SEC "Player of the Quarter Century" in 1976.

Tennessee finished with an 8-2-1 record in 1952, but the big story was Neyland stepping down as Vols head coach just before the Cotton Bowl game against Texas. The Vols lost that one, 16-0. Neyland's record for his third stint at Tennessee was 54-17-4, and his overall mark finished at 173-31-12.

In 1953, Smokey, a Bluetick Coonhound, became the Vols' official mascot by vote of the student crowd in a contest organized by the pep club. There have been Smokeys ever since then provided by the Brooks and Hudson families of Knoxville.

Harvey Robinson became the Vols' new head coach in 1953, serving through the 1954 season. Neyland once called dismissing Robinson after that 1954 season "the hardest thing I've ever had to do."

BOWDEN WYATT RETURNS HOME

Bowden Wyatt, who had been head coach at Wyoming and Arkansas, returned to campus as Vols head coach in 1955, 17 years after playing on UT's 11-0 squad in 1938. He hit the jackpot in 1956, his second year, as the Vols won the SEC and earned a berth in the Sugar Bowl. Tennessee's 6-0 win over Georgia Tech that November, matching Neyland proteges Wyatt and Bobby Dodd at Atlanta's Grant Field, later was voted by the Associated Press as the second-greatest college football game ever.



General Neyland with the Vols after the 1951 Cotton Bowl triumph over Texas.

Tailback Johnny Majors twice was SEC Player of the Year and an All-America selection and runner-up for the Heisman Trophy in 1956. He also was named to the College Football Hall of Fame as a player in 1987.

The Vols followed up the 1956 season with a 7-3 season in 1957 and played Bear Bryant's last Texas A&M team in the Gator Bowl, winning, 3-0, on the accurate toe of placekicker Sammy Burklow.

The Vols closed out the decade of the 1950s with two major upset victories in 1959, defeating No. 3 Auburn 3-0 in September and No. 1 LSU, 14-13, in November.

The 1960 season saw the Vols begin the decade with a 10-3 win over Auburn in Birmingham and a 20-7 triumph over Alabama in Knoxville.

The date was March 28, 1962, when Gen. Neyland died at the Oeschner Clinic in New Orleans. In his memory, the stadium was named "Neyland Stadium" and an academic scholarship fund started, both events happening at the Alabama game in October.

Wyatt's tenure as Vols coach ended after a 4-6 record in 1962, with assistant coach Jim McDonald taking the reins for the 1963 season. During that campaign, the first Neyland Stadium crowd of more than 50,000 saw the Vols play Georgia Tech.

Later that season, the Vols took their 400th victory, defeating Tulane, 26-0, in New Orleans. The times were changing as Vol fans would find out a year later.

DICKEY BRINGS THE T FORMATION

After the 1963 season, Doug Dickey, then a top assistant to Frank Broyles at Arkansas, became the Vols' head coach, bringing the "T" formation with him to Knoxville.

Not only did Dickey bring the "T" formation, but added the Power "T" to the player's helmets and saw that the end zones display a checkerboard design that debuted Oct. 10, 1964.

Dickey's first Tennessee team finished 4-5-1, but hopes were high as the Vols narrowly lost to Auburn and Alabama, tied LSU at Baton Rouge and upset favored Georgia Tech at Grant Field.

Middle guard Steve DeLong won the Outland Trophy and Dickey's staff recruited a freshman class that would help lead the Vols out of the wilderness. One of that year's recruits, wide receiver Richmond Flowers from Montgomery, Ala., was the

first of a number of track-football athletes who brought a new dimension of speed to the Vol program.

In 1965, Dickey's second team finished 8-1-2 and earned a Bluebonnet Bowl bid, UT's first bowl game since 1957. The season's pivotal moment came in the aftermath of the Alabama game. The Vols had tied Alabama, 7-7, in Birmingham and spirits were high on the Knoxville campus. Line coach Charley Rash put a note in each of his linemen's mailbox that night after the game: "Play like that every week and you'll go undefeated."

Two days later, Rash, Bill Majors and Bob Jones were killed in an early morning car-train collision in west Knoxville. Nearly 40 years later, persons connected with the Vols program still praise the way Dickey handled the tragedy, pulling everybody together and keeping the team going.

One of the most memorable moments of that, or any other season, was the 37-34 "Rosebonnet Bowl" victory over UCLA at Memorial Stadium in Memphis, so named by Vols broadcaster George Mooney because of the postseason destinations of the two teams.

It was a classic offensive shootout that finally was settled when Vol quarterback Dewey Warren ambled around left end for the winning score and Bobby Petrella grabbed a last-ditch Bruins aerial.

Tennessee's 8-3 record in 1966, including an 18-12 Gator Bowl win over a Syracuse team that featured running backs Larry Csonka and Floyd Little, presaged what was to come in 1967.

The Vols lost their opener to UCLA, a night game at the Los Angeles Memorial Coliseum, but came back to win their remaining nine games and the SEC championship, earning an Orange Bowl date against Oklahoma. The Vols swept Alabama, Auburn, LSU and Mississippi, defeating the Tide for the first time since 1960 and the Rebels for the first time since 1958. UT finished No. 2 in the final polls and was selected as national champions by Litkenhouse.

In the first game played on Tartan Turf against Vince Dooley's Georgia Bulldogs in 1968, Nashville's Lester McClain became Tennessee's first African-American to play in an SEC varsity football game.

The Vols rallied for a 17-17 tie that day in an exciting finish led by quarterback Bubba Wyche. Runner-up in the SEC in 1968, Tennessee won the crown again in 1969 with a 9-1 record and played in the Gator Bowl. Linebacker Steve Kiner (1967-69) was named to the College Football Hall of Fame in 1999.



After the 1969 season, Dickey moved to Florida as head coach and 28-year-old Bill Battle became the Vols' new head man. His first team finished 11-1 and he became the first Division I head coach to win 11 games in his first year.

Two seasons of 10-2 followed in 1971 and 1972. In that 1972 season, Condredge Holloway became a whirling dervish under center, a master of the broken field run. He ran over, under and even occasionally through opponents during his career, which saw him tabbed "The Artful Dodger."

In 1975, the Vols won their 500th game, defeating Kentucky, 17-13, in Lexington.

Battle resigned after the 1976 season and Johnny Majors, UT tailback of 1954-56 vintage, then head coach of the national champion Pittsburgh Panthers, answered the university's call, coming home as head coach for the 1977 season. "Follow me to Tennessee" was the rallying cry, and Vol fans couldn't wait for the 1977 opener against California.

JOHNNY MAJORS MARCHES HOME

Johnny Majors' early teams had no bigger victory than a 40-18 triumph over Notre Dame at Neyland Stadium in 1979, a season in which the Vols led eventual national champion Alabama, 17-0, in the second quarter at Legion Field. A 7-4 record was sufficient to earn a Bluebonnet Bowl bid.

A crowd of 95,288 saw the Vols and Georgia square off to begin the 1980 season in an expanded Neyland Stadium.

Georgia won, 16-15, on its way to a national championship, but the Vols did have their moments that year, taking a 42-0 win at Auburn and concluding the season with a 45-14 win over Kentucky and 51-13 win over Vanderbilt.

The 1981 Vols overcame early, seemingly devastating, losses at Georgia and Southern California to post an 8-4 record and receive a Garden State Bowl berth against Wisconsin. Slowly but surely, Big Orange fortunes were on an upswing.

With the 1982 World's Fair as a backdrop, Tennessee ended 11 years of frustration by defeating Alabama, 35-28, at Neyland Stadium. Mike Terry's interception cinched things and Vols fans counted the clock down on the first of four consecutive wins over Alabama. The game also would mark Bryant's final appearance at Neyland Stadium. He stepped down after the season and died in January.

Led by Reggie White, an absolute terror at defensive tackle, UT began an upsurge in fortunes in 1983, going 9-3 and winning the Florida Citrus Bowl. White would earn College Football Hall of Fame honors in 2002. Johnnie Jones had the game-winner against the Tide that year, motoring 66 yards to break a 34-34 tie.

In 1984, the Vols rallied from a 27-13 deficit in the fourth quarter to defeat Alabama, 28-27. In 1985, the Vols surprised everybody by defeating No. 1 Auburn, 38-20, and Alabama 16-14 on their way to an SEC crown, first since 1969, and a Sugar Bowl date with Miami.

Vol quarterback Tony Robinson, who had played brilliantly in a season-opening tie with UCLA and the win over Auburn, hurt a knee in the fourth quarter against Alabama and missed the rest of the season. Daryl Dickey, Doug's son, stepped into the breach and kept the Vols ship on course the rest of the way, including a 35-7 win over the Hurricanes that UT fans remember fondly to this day. The Louisiana Superdome was Big Orange Country South that Jan. 1, 1986, night.

The 1989 season saw an 11-1 record, an SEC championship and Cotton Bowl trip. The win over Arkansas in Dallas Jan. 1, 1990, was the Vols' 600th. The Vols were the most improved team in the country, coming from 5-6 in 1988 to 1989's 11-1.

The 1990s began with another SEC championship and trip

to the Sugar Bowl.

The highlight of the 1991 season came in South Bend, Ind., at Notre Dame Stadium, when the Vols overcame a 31-7 deficit to somehow win 35-34. Vols placekicker John Becksvoort had dreamed of defeating the Irish with a field goal, but in this case, an extra point was plenty. Jeremy Lincoln blocked an Irish field goal attempt with his backside to preserve the win.

FULMER'S STORIED CAREER

Phillip Fulmer's remarkable coaching career includes reaching both the 50- and 75-victory milestones quicker than any other coach in Southeastern Conference history. In 1998, Fulmer guided Tennessee to its sixth national championship, with a 13-0 record and Tostitos Fiesta Bowl victory over Florida State.

In 2002, Fulmer notched his 100th career victory, and like many other milestones, the number of victories takes on an exceptional glow when held up to the light of gridiron history. Fulmer only needed 123 games to reach the century mark.

Fulmer was named head coach in November of 1992 to replace Johnny Majors. Fulmer's stewardship began with the Vols' trip to the Hall of Fame Bowl in Tampa. Quarterbacked by Heath Shuler, the Big Orange routed Boston College, 38-23. The victory, combined with three other triumphs in which Fulmer served as interim coach, gave the new mentor a 4-0 record heading into the 1993 campaign.

Vols gridiron success continued through Fulmer's first full season as head coach. The Vols went 10-2 in 1993, a year in which quarterback Shuler finished runner-up for the Heisman Trophy. Tennessee was rewarded with a trip to the Florida Citrus Bowl.

The 1994 season is remembered for one of the guttiest comebacks ever staged by a Tennessee team. The Vols, whose first-string quarterback Jerry Colquitt was injured in the opening minutes of the first game, staggered to a 1-3 start but stuck together under Fulmer's direction and ended the season at 8-4, including a bowl victory. Peyton Manning earned a start in the Washington State game and was there for the duration, compiling an NCAA-best record of 39-5 as a starter.


UT closed the season by whipping Virginia Tech, 45-23, in the Gator Bowl and set the stage for a 1995 campaign that included a rousing victory at Alabama, six other SEC wins, an overall 11-1 record and an exciting 20-14 win over Ohio State in the Florida Citrus Bowl. The CNN-USA Today coaches poll ranked UT No. 2 in the nation after that bowl win.

The 1996 Vols gave the school its second straight top-10 ranking with a 10-2 record capped by a 48-28 victory over Northwestern in the Florida Citrus Bowl. Record crowds filed through the gates of the newly enlarged Neyland Stadium, with a collegiate attendance mark of 107,608 for the Sept. 21 game with Florida.

Also in 1996, John Michels was named to the College Football Hall of Fame.

The 1997 season tested the comeback quality of the Vols, who bounced back from a loss to Florida, won the rest of their games, including the SEC championship contest over Auburn, and then had an outside shot at a No. 1 ranking in the AP and coaches' final poll.

But, alas, a national championship wasn't yet to be. After hanging in gamely through the first half, Tennessee yielded to powerhouse Nebraska and suffered a 42-17 loss



Former Head Coach Phillip Fulmer celebrates after winning the 1998 national title.

in the Orange Bowl at Miami.

But even that one-sided defeat couldn't diminish a season in which the Vols, behind the brilliant passing of Heisman runner-up and Maxwell Award winner Manning, won the Southeastern Conference championship after edging out Florida for the Eastern Division title.

As the 1998 season approached, Tennessee coaches were struck with the dimensions of the assignment that faced them: rebuild following the loss of the nation's best quarterback and one of the game's top defensive stars in Leonard Little.

Demonstrating the unpredictability of college football, Tennessee rolled undefeated through the 1998 regular season, defeated Mississippi State for the SEC championship and then faced Florida State in the first Bowl Championship Series matchup at Tempe, Ariz.

Tea Martin engineered a 23-16 victory over FSU in a title game that gave Tennessee the undisputed national championship and landed Phillip Fulmer deserved acclaim as national coach of the year.

The Vols found themselves in a tight crack at crunch time but showed the resourcefulness that allowed them to escape every trap. The leadership of Martin and the emergence of Travis Henry and Travis Stephens as replacements at tailback when Jamal Lewis was injured received justified recognition for their part in the championship campaign.

A defense led by the indefatigable All-America linebacker Al Wilson played magnificently at critical times, and placekicker Jeff Hall was Mr. Reliable against Syracuse and Florida.

Tennessee had a game-winning drive after an Arkansas turnover late in the fourth period to help save the undefeated season.

UT also scored 14 points on consecutive possessions in the fourth quarter of the SEC title game against Mississippi State to take a 24-14 victory.

The 1999 team was 9-3 and continued a win streak over Alabama that had reached seven through the 2002 season with a 21-7 win at Bryant-Denny Stadium in Tuscaloosa. It was the first time the Vols had played in Tuscaloosa since 1930.

The 1999 team also had a 38-14 win over Notre Dame on its resume en route to a Fiesta Bowl game with Nebraska.

As the decade of the 2000s opened, the Vols won

their 700th game in the season opener against Southern Mississippi.

Casey Clausen became known as the "Comeback Kid," stepping in at quarterback in the Alabama game and leading the Vols through some close contests down the stretch to a Cotton Bowl game against Kansas State. Defensive tackle John Henderson won the Outland Trophy as the nation's best interior lineman and was an All-America selection, the first such award for the Vols since Steve DeLong won the award in 1964.

In 2001, Clausen led the Vols to comeback wins at Alabama, Notre Dame and Florida, and capped off an Eastern Division championship season by leading a 45-17 win over Michigan at the Florida Citrus Bowl in the first ever contest between the two tradition-laden programs.

Travis Stephens and Henderson were All-America selections. An overall mark of 11-2 made Fulmer part of 11-win teams as a player (1970), an assistant coach (1989) and head coach (1995, 1998 and 2001).

Fulmer reached another coaching milestone in 2002, when he guided UT to an 18-10 win in Columbia, S.C., marking his 100th head coaching victory.

The 2003 season saw the Vols win 10 games for the seventh time in Fulmer's coaching tenure. Highlights included a 51-43, five overtime, marathon win over Alabama in Tuscaloosa.

Two weeks later, the Vols won 10-6 over Miami at the Orange Bowl, snapping a 26-game home winning streak for the Hurricanes. A 6-2 SEC mark was good enough for a share of the SEC Eastern Division crown.

Tennessee also extended its streak of consecutive seasons with a bowl appearance to 15, playing against Clemson in the Peach Bowl.

Junior Dustin Colquitt, son of former Vol Craig Colquitt (1975-77), was named an All-America punter, the first Vols kicker so honored since Ron Widby in 1966. Placekicker James Wilhoit was named a freshman All-America.

Doug Dickey was named to the College Football Hall of Fame in December 2003.

The 2004 season, which many fans believed could be a blueprint for disaster, evolved into an SEC Eastern Division championship.

In Atlanta for the title affair, the Vols had the misfortune of encountering for the second time an Auburn team that was one of the most powerful fielded by an SEC school in recent memory, falling 38-28.

That defeat left the Vols with a 9-3 record that they enhanced to 10-3 after pounding Texas A&M, 38-7, in the Cotton Bowl. The anticipated disaster alluded to above was predicated by an unsettled quarterback situation that eventually worked out nicely. Freshman Erik Ainge handled the lion's share of field general responsibilities. When Ainge was injured at the end of the first half in the Notre Dame game, understudy Rick Clausen took over the rest of the way and was named MVP in the Cotton Bowl. Defensive tackle Jesse Mahelona, a junior college product, rose from virtual anonymity to nab All-America honors in his first year as a Vol. Victories over Florida, Georgia and Alabama were highlights of Phillip Fulmer's 12th full season as head coach.

Days before the Cotton Bowl triumph, Frank Emanuel, a bruising linebacker of the Doug Dickey era, was inducted into the National Football Foundation Hall of Fame.

After a 5-6 campaign in 2005, Tennessee gave its fan base cause for excitement with the beginning of a three-year Neyland Stadium renovation project.



Tennessee also retired the jerseys of three Vol greats during the 2005 season. Doug Atkins (91), Reggie White (92) and Peyton Manning (16) were honored by having their jerseys permanently displayed in Neyland Stadium.

In 2006, Tennessee gave the same honor to four Vols who died in service to their country during World War II. The jerseys of Clyde "Ig" Fuson (62), Rudy Klarer (49), Bill Nowling (32) and Willis Tucker (61) all were retired prior to the game against Air Force, giving UT a total of seven retired jerseys.

The 2006 team rebounded from a tough season the previous year to win nine games and earn a bid to the Outback Bowl in Tampa, Fla. The season opened with a return-to-form of sorts for the Big Orange as they dismantled ninth-ranked and highly-touted California at Neyland Stadium. The Vols climbed as high as No. 7 in the polls during a five-game win streak mid-season that included wins over Georgia, Alabama and South Carolina. The regular season concluded with wins over rivals Vanderbilt and Kentucky.

The 2007 season will be remembered by Vol fans for its hectic final stretch that saw UT win three of its last five games by a field goal or less en route to winning the SEC East and a trip to the conference title game in Atlanta.

Tennessee took a lead into the fourth quarter of that game, but fell 21-14 to LSU. The Vols rebounded a month later with a New Year's Day Outback Bowl win over Wisconsin. The 2007 team finished 10-4, handing Fulmer his ninth 10-win campaign in 15 seasons at the helm in Knoxville. The SEC East title was his seventh in 15 years.

Those earning honors after the 2007 season included placekicker Daniel Lincoln (All-America) and safety Eric Berry (Freshman All-America).

Their spirits buoyed by a top 20 preseason national ranking, the Vols instead crashed to their second losing campaign in four years in 2008. Tennessee notched a victory over Kentucky in the closing game to close out a disappointing season with a 5-7 overall worksheet and a 3-5 slate in the Southeastern Conference.

The team's struggles took their toll, most notably the dismissal of Phillip Fulmer from his head coaching position after 16 years.

The brightest light in 2008 was safety Eric Berry. The Georgia native became the 33rd UT player, and the first since 1990, to claim consensus All-America honors.

CHANGING TIMES

Lane Kiffin took over the coaching reins for a brief stint in 2009 leading the Vols to a 7-6 overall record and a Chick-Fil-A bowl berth. Berry highlighted the season once again, garnering consensus All-America honors for the second straight season.

Derek Dooley was hired on January 15, 2010 as the school's 22nd head coach. Dooley led the Vols to a 15-21 record in three seasons before leaving the program late in the 2012 season. In his first season, he led Tennessee to an appearance in the 2010 Franklin American Mortgage Music City Bowl against North Carolina.

Ranked 23rd in the nation, Tennessee hosted Florida on Sept. 15, 2012 with ESPN's College Game Day on campus. At halftime of the sellout game Johnny Majors' number 45 jersey was retired.

Offensive coordinator Jim Chaney served as interim head coach for the 2012 season finale and led the Vols to a 37-17 victory over Kentucky.

Tennessee's state-of-the-art Anderson Training Center

opened during 2012. The 145,000-square foot, all-purpose facility is one of the most modern and functional buildings of its kind.

BUTCH JONES REVITALIZES UT

Director of Athletics Dave Hart introduced Butch Jones as the new head coach of the Vols on Dec. 7, 2012. Jones came to Knoxville after winning four conference championships in six years as the head man at Central Michigan and Cincinnati. Jones coached the Orange & White Game in front of 61,076 in his unofficial debut as the Vols coach at Neyland Stadium on April 20, 2013.

Jones led the Vols to the 800th win in program history in his first victory at the helm of the Orange & White on Aug. 31, 2013 with a 45-0 blanking of Austin Peay. The Vols knocked off #9 South Carolina on Oct. 19, 2013.

In his second season, Jones led the Vols their 50th bowl game in program history following the 2014 season. The Vols' biggest win of the season came at South Carolina, on Nov. 1, 2014, when Tennessee rallied from down 14 points with two minutes left in regulation to win 45-42 in overtime. Team 118 clinched bowl eligibility with a 24-17 win at Vanderbilt on Nov. 29, 2014. The Vols won their first bowl since 2008 with a 45-28 thumping of Iowa in the 2015 TaxSlayer Bowl.

The Vols closed the 2015 regular-season with six consecutive wins, their longest streak since 2003, to post a 9-4 record following a 45-6 win over Northwestern in the Outback Bowl. Returners Evan Berry and Cameron Sutton were named first team All-Americans. UT finished the 2015 season ranked No. 22 in the AP Top 25 and No. 23 in the final Amway Coaches Poll.

In 2016, Jones led the Vols to a 9-4 record and a win over Nebraska in the Franklin American Mortgage Music City Bowl. Tennessee posted its first stretch of three-straight bowl wins since the 1994, 1995 and 1996 seasons. UT's 2016 season featured a pair of thrilling comeback wins over conference foes Florida and Georgia, a Consensus All-American and record-setting year from junior defensive end Derek Barnett and one of the most productive offensive seasons in school history from senior quarterback Joshua Dobbs.

Tennessee finished the 2016 season ranked No. 22 in the AP Top 25 and No. 24 in the final Amway Coaches Poll. Barnett, who declared for the NFL Draft at season's end, became the Vols' all-time leader with 33.0 career sacks, breaking the 33-year-old record set by the late great Reggie White. In the 2017 NFL Draft, Barnett was selected in the first round by the Philadelphia Eagles with the 14th overall pick. Dobbs finished his historic Tennessee career with 9,298 total yards of offense (passing and rushing), which ranks second in program history only to the great Peyton Manning. Barnett, Dobbs and kick returner Evan Berry garnered All-SEC honors.

Jones directed the Vols to a 5-0 start in 2016, marking the first time a UT team started 5-0 since 1998. UT's 5-0 start included wins over ranked opponents in consecutive games (No. 19/16 Florida, No. 25/20 Georgia) for the first time since 1999. The Vols had 17 different starters miss a game due to injury and lost five defensive players to season-ending injuries. UT finished with a 6-1 record at home, the best record by the Vols since 2007. The Vols ranked second in the SEC in scoring offense (36.4 avg.) and had a stretch of three straight games with 40-plus points for the first time by a UT team since 1995.

Six Vols (Barnett, Alvin Kamara, Cameron Sutton, Jalen Reeves-Maybin, Josh Malone, Dobbs) were selected in the first four rounds of the 2017 NFL Draft, marking the most Vols picked in the first four rounds since six went in 2002.

NEYLAND STADIUM: HISTORY

A STADIUM IS BUILT

Shields-Watkins Field, sometimes known as Shields-Watkins Stadium, opened Sept. 24, 1921, as the Vols defeated Emory & Henry, 27-0. On opening day, the new stadium had 3,200 seats in 17 rows on the west side of the field.

Named for its benefactors, W.S. Shields and wife, Alice-Watkins Shields, the venue was known as Shields-Watkins Field until the stadium was named in honor of Gen. Robert R. Neyland in October 1962.

Efforts to build a playing field on campus started as early as 1912 when University Realty Company was formed and held an option on seven acres of land until the university could complete the purchase and develop a physical education-athletic field.

As of 1917, financing had not been completed and contributions were solicited. Checks averaging \$10 were received and UT students pledged \$2,000 in cash and 2,000 days of labor.

Work was done on the field, but the Vols continued play on Waite Field less than a mile to the north. With a debt of \$22,453 hanging over the project in 1919, Shields, president of Knoxville City Bank and a UT trustee, promised to pay the debt if the university could raise the money to prepare and equip the field. Shields also bought two lots bordering the property on the west.

The trustees accepted the offer and voted to name the field in honor of the Shields. That was Nov. 22, 1919. On July 20, 1920, the trustees voted to build a permanent

grandstand, at a total cost of \$20,000.

All that was left to do was prepare the field. March 16, 1921, was designated as a "Campus Day," with classes being dismissed to guarantee a work force large enough to get the field ready for a baseball game three days later.

The field was finished by noon the next day and the baseball game against Cincinnati went on as scheduled.

FOUR ADDITIONS IN 13 YEARS

Capt. Neyland's success on the field led to four expansions between 1926 and 1938 as capacity grew from 3,200 to 31,390 with expansions on both the east and west sides and at the northwest corner in Section X.


An overflow crowd of 20,000 showed up for the 1936 game against Duke. The Blue Devils had things pretty much their way until Red Harp, the "Pineville Flash," returned a punt 70 yards for a score in the final seconds to give the Vols the win. In the 1937 game against Alabama, another overflow crowd saw the Vols lose a tight decision.

The east side expansion brought with it dorm rooms for 128 men, half of them athletes, a T-Club reception room and a practice room for the band under the stands.

A BIG EXPANSION IN 1948

The largest expansion of the stadium came in 1948 as veterans came marching home from World War II.

Returning to the Vol sidelines in 1946, Gen. Neyland



Shields-Watkins Field in 1938



Shields-Watkins Field in 1948

said it would take five years for the Vols to be back on top. Almost immediately, the Vols won the SEC title that season and plans were drawn for a south end addition that included more dorm rooms, athletic department offices and a new dressing area for visiting teams.

When the Vols squared off against Alabama Oct. 16, 1948, for Homecoming, 48,000 fans were present in the expanded stadium. Another 52,000 showed up a few weeks later for the clash with North Carolina.

GROWTH OVER FOUR DECADES

The west side upper deck and new press box came in 1962, dedicated at the Alabama game. Gen. Neyland did not live to see the new addition, passing away in New Orleans March 28. Before his death, he received progress reports on the new addition and press box.

Tired of the Shields-Watkins Field press coop being consistently named one of the three worst in the country, he remarked to an aide: "We're going to have the best press box in the country, and I hope it improves the quality of writing done there."

Four expansions followed, first on the upper east side in 1968, then on the south upper deck in 1972 and 1976. In 1980, the stadium became a bowl, with the north end lower deck enclosing the field.

The last major expansion came in 1996, when the north end upper deck was finished and the stadium for the first time seated more than 100,000.

UNDER THE LIGHTS IN KNOXVILLE

The first south end upper deck expansion in 1972 also

brought night football to the Home of the Vols. When Tennessee opened the home season that year against Penn State, the game debuted football under the lights. The Vols have played at night consistently ever since, enjoying a captivating atmosphere that intimidates the opposition and is unmatched throughout the country.

PRESS BOX/WEST SKY BOXES


The Neyland Stadium Press Box and Executive Suites officially opened for the Colorado State game Sept. 5, 1987, replacing the press box in operation since 1962. The press box was named for long-time trustee and Athletics Board member Col. Tom Elam of Union City, Sept. 18, 1992. Elam died March 9, 1998.

It had four levels, encompassing leased suites, box seating for official guests of the university and athletics department, and complete facilities for print and broadcast media. There are six elevators serving the facility, four serving the skyboxes and two serving the press area.

GOING BACK TO GRASS

In 1994, a natural Tifway Bermuda Grass field was reinstalled at Neyland Stadium to replace the artificial turf that served as the playing surface from 1968-93. The new field was built to the United States Golf Association's golf-green construction specifications, and the grass is mowed to $\frac{3}{4}$ inch.

It takes 90 gallons of paint to complete the lines, centerfield "Power T" logo and the famous orange and white checkerboard end zones.



Neyland Stadium in 1962



Neyland Stadium in 1972

A FACELIFT FOR THE FUTURE

In the fall of 2004, athletics director Mike Hamilton unveiled a Master Plan to prepare Neyland Stadium for the next 75 years. The renovations were planned to be completed in five phases during the off-seasons to alleviate inconveniences to fans. One key goal of the plan was to find a way to fund the renovations without financially impacting the general fan.

The 2006 season marked the completion of the \$26 million Phase I Master Plan renovations. This included extensive infrastructure work, the renovation of the north lower concourse, including concourse expansion, new restrooms and concession stands and the construction of the East Club. Phase I was funded entirely by gifts from the East Club and leadership donations to the project.

While the addition of the state-of-the-art East Club slightly reduced the stadium's overall capacity, it did keep the capacity at the imposing six-figure mark. The new official capacity of 102,038 kept Neyland as the fourth-largest college football facility in the country and the largest in the South.

For the 2007 season, fans enjoyed the unveiling of college football's largest LED display, located in the bowl of the stadium, along with permanent recognition of the football program's retired numbers and national championship teams. The natural-grass playing surface also was replanted before the season for the first time since its reinstallation in 1994. Perhaps not coincidentally, Tennessee posted a perfect 7-0 mark at home in 2007—marking the 36th season in which the mighty Vols went undefeated at Neyland Stadium.

The continuation of Phase II of the renovations continued in the offseason prior to the 2008 campaign. Those improvements included the renovation of the lower-west concourse, improvements to the team locker room, the construction of the Lauricella Center, a field-level

lettermen's room, and the Stokely Family Media Center.

Phase III began after the 2008 season and the changes which were ready for 2009 were the renovation of the top level concourse of the west lower sideline, removal of the scissor ramps leading to the west upper deck, the addition of elevators and stairwells on the west side, improvements to the west tower sky boxes, renovation of the press box and broadcast center, as well as the construction of the West Club section.

Tennessee completed the Phase III construction prior to the 2010 season. Most noticeable was the new entrance plaza at Gate 21. The phase also included a new wrought iron and brick facade along the north and west exteriors of the stadium, as well as a statue of Gen. Neyland. The Tennessee Terrace in the west upper deck was also finished.

After a comprehensive nine-month assessment, UT Athletics completed a feasibility study for future renovations to historic Neyland Stadium in October of 2016. The study, led in collaboration with Populous, a global leader in sports architecture and design, provides a systematic roadmap for making improvements to the stadium.

The overall plan sequences the renovations in an intentional manner by beginning at field level, progressing upward and around by concourse. At the outset, the plan improves functionality such as enlarging restrooms and concessions stands and better optimizing the use of spaces under and around the lower seating bowl. Upon completion of the renovations, Neyland Stadium will retain an official capacity in excess of 100,000.

Starting in June 2017, the structural steel of Neyland Stadium will undergo a \$3 million sanding and painting job that will take place over the summers of 2017, 2018 and 2019.



Neyland Stadium in 1980



Neyland Stadium in 1992



Neyland Stadium in 2010



NEYLAND STADIUM RENOVATIONS



UNDER CONSTRUCTION

A look at the major expansion and renovation projects at Neyland Stadium through the years. The field that once held 17 rows of bleachers and 3,200 spectators more than 90 years ago now seats 102,455 on Saturdays.

Year	Addition	Seating Capacity
1921	West Stands (17 rows, 3,200 seats)	3,200
1926	East Stands (17 rows, 3,600 seats)	6,800
1930	West Stands (42 rows, 11,060 seats)	17,860
1934	Section X (1,500 seats)	19,360
1938	East Stands (44 rows, 12,030 seats)	31,390
1948	South Stands (horseshoe, 15,000 seats)	46,390
1962	West Upper Deck (Press Box, 5,137 seats)	51,527
1966	North Stands (End Zone, 5,595 seats)	57,122
1968	East Upper Deck (7,307 seats)	64,429
1972	South Upper Deck (6,221 seats)	70,650
1976	Southeast Upper Deck (9,600 seats)	79,250
1980	North Stands (bowl 16,944, net gain 10,499 seats)	89,749
1987	West Executive Suites (42 suites, 1,361 seats)	91,110
1990	Student Seating Adjustment (792 seats)	91,902
1996	North Upper Deck (10,642 seats)	102,544
1997	ADA Seating Adjustment (310 seats)	102,854
2000	East Executive Suites (78 suites, 1,250 seats)	104,079

■ NEYLAND STADIUM MASTER PLAN RENOVATIONS

In November 2004, the Tennessee athletics department unveiled its master plan for Neyland Stadium to serve as a long-term solution for the issues currently facing the home of the Vols and to prepare the stadium for the next 75 years. The master plan was created in a phased approach. Each phase is independent to ensure that funding is available for each phase before it begins. There are additional phases still to be completed.

2006	Phase I: East-Side Club (425 seats)
2008	Phase II: West-Side Club (425 seats)/Press Box
2010	Phase III: West Side Terrace (1,800 seats)/Gate 21 Plaza

Current Capacity: 102,455

NEYLAND STADIUM NOTES

Stadium Attendance Record: 109,061
Sept. 18, 2004/Tennessee 30, Florida 28

■ NEYLAND FIRSTS

First Game as Shields-Watkins Field:

Sept. 24, 1921

Tennessee 27, Emory & Henry 0

Dedication Game as Neyland Stadium:

Oct. 20, 1962

Alabama 27, Tennessee 7

First Game on Artificial Turf:

Sept. 14, 1968

Tennessee 17, Georgia 17

Final Game on Artificial Turf:

Nov. 27, 1993

Tennessee 62, Vanderbilt 14

First Night Game:

Sept. 16, 1972

Tennessee 28, Penn State 21

**First Game on Restored Grass
(Tifway 419, Bermuda Hybrid):**

Sept. 17, 1994

Florida 31, Tennessee 0

■ ALL ABOUT SUCCESS

Tennessee Success at Home:

In 96 seasons, the Vols are 460-124-17 at home, a winning percentage of .780.

Consecutive Home Wins:

30, beginning Dec. 8, 1928, with a 13-12 win against Florida and ending Oct. 21, 1933, with a 12-6 loss to Alabama.

Consecutive Home Games Without a Loss:

55, beginning Oct. 3, 1925, with a 51-0 victory against Emory & Henry, and ending Oct. 21, 1933 with a 12-6 loss to Alabama.

Consecutive Home Losses:

4, beginning Nov. 13, 1954, with a 14-0 loss to Florida and ending Oct. 8, 1955, with a 13-0 win against Chattanooga; beginning Sept. 10, 1988, with a 31-26 loss to Duke and ending Nov. 5, 1988, with a 10-7 win against Boston College.

Winning Seasons:

Tennessee has had 85 winning seasons in 96 years at Shields-Watkins Field, including 36 undefeated years at home. The last team to go undefeated at home was the 2007 squad, that finished 7-0 at Neyland Stadium.

LARGEST STADIUMS

Facility	Capacity	Facility	Capacity
1. Michigan Stadium Michigan	107,601	6. Tiger Stadium LSU	102,321
2. Beaver Stadium Penn State	106,572	7. Bryant-Denny Stadium Alabama	101,821
3. Ohio Stadium Ohio State	105,944	8. DKR-Texas Memorial Stadium Texas	100,119
4. Kyle Field Texas A&M	102,733	9. L.A. Memorial Coliseum Southern California	93,607
5. Neyland Stadium Tennessee	102,455	10. Sanford Stadium Georgia	92,746

THE MASTER PLAN

Completed prior to the the 2010 football season, the Neyland Stadium Master Plan included three phases of renovations designed to upgrade the facility both functionally and aesthetically.

Phase I, completed before the 2006 season, included the expansion of the lower-north concourse near Gate 21, the addition of the East Club and infrastructure improvements to the stadium.

Phase II began after the 2007 season and includes the renovation of the lower-west concourse, improvements to the team locker room, the construction of a field-level Lettermen's room and aesthetic changes around the field, including brick work.

Phase III occurred in two parts, with part one finished for the 2009 season and part two finished in time for the

2010 season. Part one includes renovations to both the upper level and lower level west concourses, additions of elevators to the west side, improvement of the press box and sky box suites on that side and construction of a west side club level.

Part two constructed a new plaza at Gate 21, finished the lower north concourse and added brick work to the exterior of the west side.

Phases IV and V will address the south and east sides of Neyland Stadium and are planned for future years.

ATTENDANCE RECORDS

NEYLAND STADIUM ATTENDANCE SINCE 1946

Year	Games	Record	Attendance	Average	Year	Games	Record	Attendance	Average
1946	6	5-1	187,000	31,167	1980	7	2-5	659,190	94,170
1947	5	4-1	145,000	29,000	1981	6	6-0	558,996	93,166
1948	6	4-2-1	196,000	32,667	1982	6	5-1	561,102	93,517
1949	6	4-2	182,000	30,333	1983	7	4-3	659,059	94,151
1950	8	8-0	199,283	24,910	1984	7	4-2-1	654,602	93,515
1951	6	6-0	143,768	23,961	1985	7	5-0-2	658,690	94,099
1952	6	5-0-1	163,930	27,321	1986	7	4-3	643,317	91,902
1953	6	4-2	128,440	21,406	1987	7	6-0-1	650,753	92,965
1954	6	3-3	133,882	22,312	1988	6	1-5	551,677	91,946
1955	6	3-2-1	149,940	24,990	1989	7	7-0	657,419	93,917
1956	6	6-0	199,906	33,318	1990	7	5-2	666,540	95,220
1957	5	4-1	175,404	35,081	1991	6	6-0	578,389	96,398
1958	6	2-4	175,380	29,230	1992	6	4-2	575,544	95,924
1959	6	4-2	215,510	35,918	1993	7	7-0	667,280	95,326
1960	6	4-1-1	203,148	33,858	1994	6	4-2	573,821	95,637
1961	6	5-1	199,265	33,211	1995	7	7-0	662,857	94,694
1962	6	4-2	195,661	32,610	1996	6	5-1	632,509	105,418
1963	6	3-3	180,846	30,141	1997	6	6-0	639,227	106,538
1964	5	2-3	190,754	38,150	1998	6	6-0	641,484	106,914
1965	6	5-0-1	251,708	41,951	1999	7	7-0	747,870	106,839
1966	6	5-1	272,826	45,471	2000	6	5-1	645,567	107,595
1967	5	5-0	268,443	53,689	2001	6	5-1	641,059	106,843
1968	6	5-0-1	373,550	62,258	2002	7	4-3	746,936	106,705
1969	5	5-0	293,479	58,696	2003	7	6-1	735,269	105,038
1970	6	6-0	373,991	62,332	2004	7	5-2	746,507	106,644
1971	7	6-1	420,511	60,073	2005	6	3-3	645,558	107,593
1972	6	5-1	409,188	68,198	2006	7	5-2	740,521	105,789
1973	6	5-1	417,818	69,636	2007	7	7-0	727,426	103,918
1974	7	5-1-1	478,562	68,366	2008	7	4-3	710,136	101,448
1975	7	5-2	507,677	72,525	2009	8	6-2	793,760	99,220
1976	7	3-4	564,922	80,703	2010	7	4-3	698,465	99,781
1977	7	4-3	582,979	83,283	2011	8	5-3	757,136	94,642
1978	7	4-2-1	586,502	83,786	2012	7	4-3	629,752	89,965
1979	6	5-1	512,139	85,357	2013	7	4-3	669,087	95,584
					2014	7	4-3	698,276	99,754
					2015	7	5-2	704,088	100,584
					2016	7	6-1	706,776	100,968
					71 Years	449	332-105-12	33,558,911	74,741

■ LARGEST NEYLAND STADIUM GAME ATTENDANCE

1. Sept. 18, 2004	Florida	109,061	6. Oct. 8, 2005	Georgia	108,470
2. Sept. 16, 2000	Florida	108,768	7. Sept. 2, 2000	Southern Miss.	108,064
3. Sept. 21, 2002	Florida	108,722	8. Sept. 27, 2003	South Carolina	107,881
4. Sept. 5, 2004	UNLV	108,625	9. Oct. 2, 2004	Auburn	107,828
5. Sept. 29, 2001	LSU	108,472	10. Nov. 9, 2002	Miami (Fla.)	107,745



A Neyland Stadium-record crowd of 109,061 erupted along with the UT sideline when James Wilhoit nailed a 50-yard field goal to beat Florida in 2004.

TRADITIONS


■ PRIDE OF THE SOUTHLAND BAND

The University of Tennessee band was organized immediately after the Civil War when the school reopened. Since then, the enrollment in the band program has grown to more than 400 students (in all bands) from all colleges of the University.

The 300-member "Pride of the Southland" Band appears at all home football games and most out-of-town games before more than 850,000 spectators plus millions more on television.

With the exception of 2013, the Pride of the Southland has represented the state of Tennessee for each Presidential Inauguration since 1965. The band has also made more than 40 bowl appearances, including the Sugar Bowl, Astro Bluebonnet Bowl, Citrus Bowl, Gator Bowl, Hall of Fame Bowl, Garden State Bowl, Sun Bowl, Liberty Bowl, Peach Bowl, Fiesta Bowl, Cotton Bowl, Orange Bowl, and the Rose Bowl.

When the UT Marching Band takes the field, the crowd reaction truly indicates that it is not only the Pride of Tennesseans, but the "Pride of the Southland."



■ THE VOL WALK

Head coach Johnny Majors and his team performed the first "Vol Walk" into Neyland Stadium before the Alabama game on Oct. 20, 1990. They marched from Gibbs Hall down Yale Avenue (now Peyton Manning Pass) and Stadium Drive (now Phillip Fulmer Way) into Neyland Stadium about two hours before kickoff.

In 1989, the team walked unofficially to the games from Bill Gibbs Dormitory. That phenomenon caught on with fans. However, the first publicized and announced Vol Walk did not take place until the Alabama game in 1990.

Nearly 30 years later, the Vols have maintained the tradition of greeting fans as they make their way to the locker rooms and prepare for the game.

■ THE POWER T

The famed letter "T" debuted on Tennessee's helmets in 1964 as Doug Dickey assumed the coaching reins. Johnny Majors had the "T" slightly redesigned when he was named head coach in 1977.

Dickey also brought another Tennessee tradition to life when he started the Vols running through a giant "T" formed by the band. The tradition began on Sept. 18, 1965, versus Army.



▶ THE SIGN

The wooden sign carved in the shape of the state of Tennessee inscribed with the words "I will give my all for Tennessee today" has been in the Vols' locker room at home and on the road since Bill Battle's coaching tenure in 1970.



▶ NEYLAND'S MAXIMS

1. The team that makes the fewest mistakes will win.
2. Play for and make the breaks and when one comes your way -- SCORE.
3. If at first the game or the breaks go against you, don't let up -- put on more steam.
4. Protect our kickers, our QB, our lead and our ball game.
5. Ball, oskie, cover, block, cut and slice, pursue and gang tackle -- for this is the WINNING EDGE.
6. Press the kicking game. Here is where the breaks are made.
7. Carry the fight to our opponent and keep it there for 60 minutes.



THE CHECKERBOARD

The unique design accompanied coach Doug Dickey's arrival in 1964 when the Vols played Boston College on Oct. 10. The colorful and popular end zones were a part of Tennessee football until 1968 when the natural sod was dug out and artificial turf was put in its place. The tradition was reinstated with the new artificial turf in 1989 and has continued with the transformation to natural grass in 1994. The checkerboard end zones also now appear at Thompson-Boling Arena.

ORANGE & WHITE

The colors Orange and White were selected by Charles Moore, a member of the first football team in 1891, and later were approved by a vote of the student body. The colors were those of the common American daisy which grew in profusion on The Hill. Tennessee players did not appear in the now-famous Orange jerseys until the season opening game in 1922. Coach M.B. Banks' Vols won that game over Emory and Henry by a score of 50-0.

ROCKY TOP

Felice and Boudleaux Bryant's "Rocky Top," — written in 10 minutes at the Gatlinburg Inn in 1967 — has captured the fancy of Vol fans everywhere and is a much-requested and much-played song at UT sporting events. First performed as part of a halftime country music show at the 1972 Tennessee-Alabama game, the song attracted so much attention and is so beloved that long-time UT band director WJ Julian said that not playing it would cause a mutiny among Vol fans.

It's been described as "simplistic and clever," with five basic chords and title being repeated 19 times. Yet opposing coaches have mentioned the influence and impact of "Rocky Top" on their teams and their game preparations.

There have been more than 100 renditions of "Rocky Top" by individuals, country groups, bluegrass and even East Tennessee rock groups. "Rocky Top" was adopted as an official song of the state of Tennessee by Chapter 545 of the Public Acts of 1982.

THE SMOKEYS

Smokey	(1953-1954)
Smokey II	(1955-1964)
Smokey III	(1965-1977)
Smokey IV	(1978-1979)
Smokey V	(1980-1983)
Smokey VI	(1984-1991)
Smokey VII	(1992-1994)
Smokey VIII	(1995-2003)
Smokey IX	(2004-2012)
Smokey X	(2013-)



SMOKEY

After a student poll sponsored by the Pep Club revealed a desire to select a live mascot for the University, the Pep Club held a contest in 1953 to select a coonhound, a native breed of the state, as the mascot. Announcements of the contest in local newspapers read, "This can't be an ordinary hound. He must be a 'Houn' Dog' in the best sense of the word."

The late Rev. Bill Brooks entered his prize-winning blue tick coonhound, "Brooks' Blue Smokey," in the contest. At halftime of the Mississippi State game that season, the dogs were lined up on the old cheerleaders' ramp at Shields-Watkins Field. Each dog was introduced over the loudspeaker and the student body cheered for their favorite, with "Blue Smokey" being the last hound introduced. When his name was called, he barked, the students cheered and Smokey threw his head back and barked again. This kept going until the stadium was in an uproar and UT had found its mascot. Rev. Brooks supplied UT with the line of canines until his death in 1986 when his wife, Mildred, took over the caretaking role. She did so until 1994, when her brother and sister-in-law, Earl and Martha Hudson of Knoxville, took over responsibility for Smokey VII and eventually Smokey VIII, with Smokey IX carried the banner from 2004-12. Mrs. Brooks died in July 1997.

One of the most beloved figures in the state, Smokey is famous for leading the Vols out of the giant "T" prior to each home game. The dogs have led exciting lives. Smokey II was dognapped by Kentucky students in 1955 and later survived a confrontation with the Baylor Bear at the 1957 Sugar Bowl. Smokey VI, who suffered heat exhaustion in the 140-degree temperatures at the 1991 UCLA game, was listed on the Vols injury report until he returned later in the season. Smokey III compiled a 105-39-5 record and two SEC Championships. Smokey VI, who passed away in 1991, was on the sidelines for three SEC Championships. Smokey VIII is the winningest Smokey, having compiled a record of 91-22 (.805), with two SEC titles and the 1998 National Championship.

Smokey X was introduced at Homecoming 2012 and began his duties in 2013.

VOL NAVY

Former Vol broadcaster George Mooney found a quicker way to get to Neyland Stadium in 1962 other than fighting the Knoxville traffic. Mooney navigated his little runabout down the Tennessee River to the stadium and spawned what would later become the "Vol Navy." Tennessee and Washington are the only institutions with football stadiums adjacent to bodies of water.



■ WHAT IS A VOLUNTEER?

Not your run of the mill school nickname, the proud legacy of the Volunteer calls Tennessee student-athletes to compete at an elevated standard when the stakes are highest. A Volunteer is the bravest breed of human from the boldest nation on Earth, fiercely proud to call Tennessee home whether the battle lies within its borders or in a land far away.

THE FIRST VOLUNTEERS

In the aftermath of the Declaration of Independence, Americans were determined to create a nation that was free of the evils that had required them to resort to revolution. Among these was the fear of a large standing army. Such a force could be used to impose the will of an evil monarch and was therefore a threat to individual liberties. Instead, they would rely upon a volunteer army, citizen soldiers who would be called into service at times of crisis to serve their country.

When the people who would later be known as Tennesseans were first asked to volunteer for such an army, they had been living along the upper tributaries of the Tennessee River, near modern day Elizabethton. The call went out for volunteers to gather at Sycamore Shoals in September 1780 and march across the Smoky Mountains to meet this British threat. When finally assembled, the volunteers totaled almost 1,000 men, virtually the entire fighting force of the settlements. These "Overmountain Men" defeated the British at King's Mountain to turn the tide of the war in favor of the fledgling nation.

The tradition of the Tennessee Volunteer was thus already initiated when, in the War of 1812, the nation once again went to war. As they had done over 30 years before, Tennesseans responded enthusiastically. Instead of the 3,500 troops requested, 25,000 Tennesseans joined, participating in battles from the Canadian border to the Gulf of Mexico.

OLD HICKORY

Earlier in the War of 1812 the British torched Washington. The Tennessee Volunteers made sure New Orleans would suffer no such fate. Under future President Andrew "Old Hickory" Jackson at the Battle of New Orleans, Tennessee Volunteers took part in the greatest victory of the war when they helped to defeat an army of crack British regulars. Facing more than twice their number, the Tennessee Volunteers joined a New Orleans militia, a group of former Haitian slaves fighting as free men and a band of outlaws headed by the notorious

ANDREW JACKSON

pirate Jean Lafitte. Thanks in no small part to the deadly Volunteer riflemen of Tennessee, the U.S. took a lopsided victory where more than 2,000 British were killed or wounded compared to eight killed and 13 wounded on the American side.

Jacob Hartsell, a captain in the 2nd East Tennessee militia, was among the Tennesseans who took part in the battle. He was so inspired by his fellow Tennesseans that he wrote a heroic poem in their honor. Entitled "The Brave Volunteer," this poetic journal entry is the earliest known written reference to Tennesseans as Volunteers.

VOLUNTEERS AT THE ALAMO

Two decades later, Tennesseans advanced their reputation as volunteers when, unsolicited, several hundred made the journey south to assist the Texans in their war for independence from Mexico. The best known of these was David Crockett. His already legendary status was only enhanced by his dramatic death at the Alamo in 1836.

But before the Alamo fell, 33 Tennesseans, the largest number of defenders provided by any state — nearly four times as many as from Texas — kept Mexican General Santa

DAVY CROCKETT

Anna's overwhelming army at bay for 13 days against unbelievable odds. On March 6, 1836, the brave Tennessee Volunteers and the other Alamo defenders were overrun and breathed their last.

However, the crucial days the Volunteers slowed down the Mexican army gave another Tennessean, Sam Houston, enough time to gallop through Texas raising an army to defend what would become the Lone Star State. This army defeated Santa Anna in no small part because of

the contributions of Tennessee's Volunteers. There can be no doubt Texas owes a great debt of gratitude for its statehood to the fierce men from Tennessee.

TENNESSEE... THE VOLUNTEER STATE

But Tennessee's status as the "Volunteer State" was solidified 10 years later when the United States War Department called for volunteers in the War with Mexico. Moving quickly to meet their allotted quota of 2,800 recruits, state officials were overwhelmed by 30,000 volunteers.

It was during the Spanish-American War that the students of the University of Tennessee began to lay official claim to the Volunteer nickname for themselves. In 1897, the student yearbook was christened, *The Volunteer*.

In 1902, the Atlanta Constitution used the term "Volunteers" to describe the football team when recounting a game between UT and Georgia Tech. However, the university sports teams continued to operate without an official nickname until 1905. In March of that year an article in the Knoxville Journal announced a nickname had been chosen.

"One of the admirers of the old school has suggested 'the Volunteers,'" the newspaper reported. In classic understatement the report concludes, "The name sounds good, and it is likely that it will stick."

THE VOLUNTEER SPIRIT

There have been other men who symbolized the indomitable Tennessee Volunteer spirit on and off the field of battle. One of the most famous proved to be Alvin York in World War I. York was drafted and nearly single-handedly captured 132 Germans, took out about 35 machine guns which had been decimating his battalion and killed no fewer than 25 of the enemy, according to officers' reports. Indeed, Marshall Ferdinand Foch said of York's heroism, "What you did was the greatest thing accomplished by any private soldier of all the armies of Europe."

Humbly, the reluctant hero returned home to Tennessee as the toast of the nation. Yet York wasn't interested in celebrity or cashing in on his fame, saying, "This uniform ain't for sale."

Tennessee Volunteers took part in every theater of World War II, whether helping secure the deadly beaches of Normandy to working in their own backyard in Oak Ridge on The Manhattan Project and the atomic bomb that brought an end to war in the Pacific.


Not every Volunteer story was forged in wartime. Part of the Volunteer legend deals with self-sacrifice for the good of others. Take Tennessee train engineer Casey Jones, for instance. Steaming full-bore in the early morning in Vaughan, Miss., in 1900, Jones saw boxcars in the distance on the tracks in front of him. When it became apparent the passenger train he was driving was destined for a catastrophic collision, Jones was faced with a desperate choice — he could jump out of the engine and save his life before the crash or he could stay in the engine and try to slow the train enough to save more passengers' lives. After ordering his fireman to jump from the racing locomotive and save himself, Jones died that day saving dozens of lives in an amazing display of self-sacrifice. But his story and heroism live in the ballad devoted to the Tennessean who saved so many lives that day in his casket of splintered wood and twisted steel.

The legend of the Tennessee Volunteer also applies to great minds who create items of great cultural value in interesting ways. The first constitution ever written by white men in America was drafted in 1772 by the Watuga Association near present day Elizabethton. Take the example of the Cherokee silversmith Sequoyah, the only known man in the history of the world to single-handedly create an alphabet, the first written language for a Native American people.

Similarly, Tennessean Alex Haley became one of America's most famous authors after recounting the experience of African-Americans in his highly-acclaimed "Roots." Haley chose to make his home in Norris, just a short drive from the University of Tennessee.

Every time since the nation's birth to this very day, when the U.S. needs an extraordinary effort to brush back the dark curtain of hopelessness, the Tennessee Volunteers are called. The bravery, heroism, wisdom and ferocity of the Volunteers place them on a pedestal of great American legends.

— by Nathan Kirkham,
Rockwood, Tenn.



1997 CHEVROLET
"OFFENSIVE PLAYERS"
PEYTON
UNIVERSITY

1997
EASTERN DIVISION
FOOTBALL CHAMPION
UNIVERSITY OF FLORIDA
UNIVERSITY OF GEORGIA
UNIVERSITY OF KENTUCKY
UNIVERSITY OF SOUTH CAROLINA
UNIVERSITY OF TENNESSEE
VANDERBILT UNIVERSITY

WESTERN
UNIVERSITY OF ALABAMA
UNIVERSITY OF ARKANSAS
AUBURN UNIVERSITY
LOUISIANA STATE UNIVERSITY
UNIVERSITY OF MISSISSIPPI
MISSISSIPPI STATE UNIVERSITY

EASTERN
UNIVERSITY OF KENTUCKY
UNIVERSITY OF SOUTH CAROLINA
UNIVERSITY OF TENNESSEE
VANDERBILT UNIVERSITY

UNIVERSITY OF TENNESSEE
1997 CHAMPIONS

HONORS

COLLEGE FOOTBALL HALL OF FAME



With the induction of Peyton Manning on Dec. 5, 2017, Tennessee will have 24 Vols in the National Football Foundation and College Hall of Fame. Among those 24 individuals, Bobby Dodd and Bowden Wyatt were inducted as both players and coaches. Johnny Majors, who coached the Vols from 1977-92, is in the Hall for his prowess as a tailback.

A 25th former Vol is also in the Hall. Joe Steffy, who excelled at Army in the 1940's, lettered as a freshman at Tennessee in 1944 before transferring to West Point.



JOE STEFFY

TENNESSEE IN THE COLLEGE FOOTBALL HALL OF FAME

STUDENT-ATHLETES



GENE McEVER

HALFBACK • ELECTED 1954
BRISTOL, VA.

Full name: Eugene Tucker McEver ... Tennessee's first All-America selection (1929) ... NCAA scoring champion in 1929 with 130 points ... All-Southern selection 1928-29, 31 ... 98-yard

kickoff return to open the 1928 Alabama game brought Tennessee national prominence as Vols upset Crimson Tide 15-13 ... Born: September 15, 1908 ... Died: July 12, 1985.



BEATTIE FEATHERS

HALFBACK • ELECTED 1955
BRISTOL, VA.

Full name: William Beattie Feathers ... All-America selection and SEC MVP in 1933 ... All-Southern selection in 1932 ... Had memorable punting duel with Alabama's John Cain in

the rain at Birmingham in 7-3 Vol win in 1932 ... Holds NFL record for yards per carry (9.9 in 1934) ... Had a 65-yard punt return in Vols' 13-0 win over NYU in 1931 Charity Bowl ... Born: August 20, 1909 ... Died: March 10, 1979.



HERMAN HICKMAN

GUARD • ELECTED 1959
JOHNSON CITY

Full name: Herman Michael Hickman Jr. ... Helped push UT into national prominence with performance in 1931 Charity Bowl game, earning All-America honors ... Assistant coach at

Army under Red Blaik and became first non-Yale alumnus to coach at New Haven ... Writer on first staff of Sports Illustrated ... Wrestled under the name "Tennessee Terror." ... Born: October 1, 1911 ... Died: April 25, 1958.

UT MEMBERS IN THE HALL

Year	Name	Position	Yrs. Played
1954	Gene McEver	Halfback	1928-29, 31
1955	Beattie Feathers	Back	1931-33
1956	Robert R. Neyland	Coach	1926-34, 36-40 46-52
1959	Herman Hickman	Guard	1929-31
	Bobby Dodd	Quarterback	1928-30
1961	Bob Suffridge	Guard	1938-40
1967	Nathan Dougherty	Tackle	1906-09
1969	George Cafego	Quarterback	1938-39
1972	Bowden Wyatt	End	1936-38
1981	Hank Lauricella	Tailback	1949-51
1985	Doug Atkins	Tackle	1950-52
1987	Johnny Majors	Tailback	1954-56
1989	Bob Johnson	Center	1965-67
1990	Ed Molinski	Guard	1938-40
1993	Steve DeLong	Guard	1962-64
	Bobby Dodd	Coach at Georgia Tech	
1996	John Michels	Guard	1950-52
1997	Bowden Wyatt	Coach	1955-62
1999	Steve Kiner	Linebacker	1967-69
2002	Reggie White	Def. Tackle	1980-83
2003	Doug Dickay	Coach	1964-69
2004	Frank Emanuel	Linebacker	1963-65
2006	Chip Kell	Guard	1968-70
2012	Phillip Fulmer	Coach	1992-08
2017	Peyton Manning	Quarterback	1994-97



BOBBY DODD

QUARTERBACK
ELECTED 1959 (PLAYER)
ELECTED 1993 (COACH)
KINGSPOUR

Full name: Robert Lee Dodd ... Part of "Hack, Mack and Dodd" backfield ... Compiled a record of 27-1-2

during his time on the Hill ... All-America selection in 1930 ... Named to Citizens Savings Athletic Hall of Fame ... Coached at Georgia Tech from 1947-66 ... Georgia Tech Stadium named Bobby Dodd Stadium at Grant Field ... Born: November 11, 1908 ... Died: June 21, 1988.



BOB SUFFRIDGE

GUARD • ELECTED 1961
KNOXVILLE

Full name: Robert Lee Suffridge ... Tennessee's only three-time All-America selection ... Played on UT teams which went 31-2 from 1938-40 ... Won Knute Rockne Memorial

Trophy in 1940 as nation's most outstanding collegiate lineman ... Selected to All-Time All-SEC Team (1933-82) ... Born: March 16, 1916 ... Died: March 3, 1974.



NATHAN DOUGHERTY

GUARD • ELECTED 1967
SCOTT CO., VA.

Full name: Nathan Washington Dougherty ... All-Southern selection in 1907 and 1908 ... All-Time FWAA Southeast Area All-Time Team (1869-1919) ... Dean of College

of Engineering and Chairman of UT Athletics Board ... Responsible for hiring Gen. Neyland as head football coach ... Born: March 23, 1886 ... Died: May 18, 1977.



GEORGE CAFEGO

TAILBACK • ELECTED 1969
SCARBRO, W. VA.

Full name: George Cafego ... All-America and All-SEC selection in 1938-39 ... Seventh in 1938 Heisman balloting and fourth in 1939 ... SEC Player of the Year in 1938 ...

Coached backfield and kickers at Tennessee from 1955-63, coached scout and B squad 1964-73 and kickers 1974-84 ... Nicknamed "Bad News" ... Born: August 30, 1915 ... Died: Feb. 9, 1998.



BOWDEN WYATT

END • ELECTED 1972 (PLAYER)
KINGSTON

Full name: C. Bowden Wyatt ... Captain and leader of 1938 Tennessee team that went 11-0 with Orange Bowl victory over Oklahoma ... All-America and All-SEC selection

in 1938 ... Kicked extra points and field goals as well as duties at defensive end ... Spurned chance at Hollywood riches to pursue coaching career ... Born: Nov. 3, 1917 ... Died: Jan. 21, 1969.



HANK LAURICELLA

TAILBACK • ELECTED 1981
HARAHAN, LA.

Full name: Francis Edward Lauricella ... All-America in 1951 and All-SEC in 1950-51 ... Second in 1951 Heisman vote ... Had memorable 75-yard run in 1951 Cotton Bowl game against

Texas to set up Vols' first score ... One of three New Orleans natives to earn All-America honors at Tennessee ... Elected to Louisiana State House and Senate ... Born: Oct. 9, 1930 ... Died: March 25, 2014 in New Orleans.



DOUG ATKINS

END • ELECTED 1985
HUMBOLDT

Full name: Douglas Leon Atkins ... All-America selection in 1952 and All-SEC in 1951-52 ... Played professionally at Cleveland, Chicago and New Orleans ... One of two Vol players (the other

is Reggie White) in both the College and Professional Hall of Fame ... FWAA SEC Player of the Quarter Century (1950-74) ... Selected to All-Time All-SEC Team (1933-82) ... Born: May 8, 1930 ... Died: Dec. 30, 2015



JOHNNY MAJORS

TAILBACK • ELECTED 1987
HUNTLAND

Full name: John Terrill Majors ... Two-time SEC Player of the Year (1955-56) ... All-America 1956 and All-SEC 1955-56 ... Runner-up in 1956 Heisman Trophy race ... Head coach

at Iowa, Pittsburgh, Tennessee and Pittsburgh, winning 1976 national championship ... Nicknamed "Drum" ... Born: May 21, 1935 ... Currently resides in Knoxville.



BOB JOHNSON

CENTER • ELECTED 1989
CLEVELAND

Full name: Robert Douglas Johnson ... One of most awarded Vols ever ... 1966-67 All-America and Academic All-America in 1967 ... Captain of 1967 team ... Won National Football

Foundation Post-graduate Scholarship in 1967 ... No. 1 draft choice of Cincinnati Bengals in 1968 ... Named to SEC Quarter Century team in 1974 ... Born: August 19, 1946 ... Resides in Cincinnati.



ED MOLINSKI

GUARD • ELECTED 1990
MASSILLON, OHIO

Full name: Edward Michael Molinski ... All-America in 1939-40 as outstanding two-way player ... All-SEC in 1939 ... Part of Vol defense

which held 10 regular-season opponents scoreless in 1939 ... Became prominent physician in Memphis after graduation and served as team doctor for Mississippi State and Memphis State ... Born: Aug. 20, 1917 ... Died: June 26, 1986.




STEVE DeLONG

MIDDLE GUARD • ELECTED 1993
NORFOLK, VA.

Full name: Stephen Cyril DeLong ... Two-time All-America (1963-64) ... Captain of 1964 team and won Outland Trophy as nation's

outstanding interior lineman ... Dominated middle and led critical goal-line stand in 1964 LSU-Tennessee game ... Son, Keith, was All-America linebacker and team captain in 1988 ... Born: July 3, 1943 ... Died Aug. 18, 2010.



JOHN MICHELS

OFFENSIVE GUARD • ELECTED 1996
PHILADELPHIA, PA.

Full name: John J. Michels ... All-America linebacker in 1952 and an All-SEC selection in 1951 and 1952 ... Played on teams which compiled

a 27-4-1 record ... Could pull or straight ahead block with the best in Tennessee history ... Coached Minnesota Vikings for 27 years and was in four Super Bowls ... Born: Feb. 15, 1931 ... Currently resides in Gatlinburg.



STEVE KINER

LINEBACKER • ELECTED 1999
TAMPA, FLA.

Full name: Steven Albert Kiner ... A two-time All-America and All-SEC selection (1968-69) and named SEC "Sophomore of the Year" in 1967 ... Doug Dickey once said that he was

faster than most of the running backs he played against ... Bear Bryant said he was "the best in this league since Lee Roy Jordan played for us" ... Born: June 12, 1947 ... Currently resides in Carrollton, Ga.



REGGIE WHITE
DEFENSIVE END • ELECTED
2002
CHATTANOOGA

Full name: Reginald Howard White
... Nicknamed the "The Minister of Defense" because he was an ordained minister ... One of two

Vol players (the other is Doug Atkins) in both the College and Professional Hall of Fame ... 1983 All-America and Lombardi Award finalist ... School record 32 career sacks from 1980-83, a mark that currently ranks second ... Retired as the NFL's all-time sack leader with 198 ... Named to the NFL's All-Decade Teams of the 1980 and 1990s, the 75th Anniversary Team ... Voted first-team All-Pro 10 times... Born: Dec. 19, 1961 ... Died: Dec. 26, 2004



FRANK EMANUEL
LINEBACKER • ELECTED 2004
NEWPORT NEWS, VA.

Full name: Thomas Franklin Emanuel
... Earned consensus All-America and First Team All-SEC honors in 1965 ... Helped Tennessee's defense set the school record for points

allowed in a season with 98 in 1965 ... Also a member of the Tennessee Sports Hall of Fame and the Athletic Hall of Fame of the Lower Peninsula of Virginia ... Born: Dec. 4, 1942 ... Currently resides in Tampa, Fla.



CHIP KELL
GUARD • ELECTED 2006
DECATUR, GA.

Full name: Curtis Cliff Kell ... Two-time first team All-America selection and three-time All-SEC pick ... Two-time winner of the Jacobs Blocking Trophy ... 1970 Lombardi Award

finalist ... Led Vols to 1969 SEC title and a 11-1 record in 1970 ... UT went 28-5-1 in his three seasons ... Played professionally in Canadian Football League ... Born: March 10, 1949 ... Currently resides in Cohutta, Ga.



PEYTON MANNING
QUARTERBACK • ELECTED 2017
NEW ORLEANS, LA.

Full name: Peyton Williams Manning
... 1997 consensus first-team All-America, 1996 AP and Football News third-team All-America and two-time All-SEC selection ... 1997

winner of the William V. Campbell Trophy, the Davey O'Brien Award, the Johnny Unitas Award, the NCAA QB of the Year award, the Maxwell Award, the James E. Sullivan Award, the Today's Top VIII Award and SEC Player of the Year ... Led the Vols to a 30-29 win over Auburn in the 1997 SEC Championship, earning MVP honors ... Is the Vols' all-time leader in passing yards (11,201), wins by a quarterback (39), 300-yard games (18), passing touchdowns (89), pass attempts (1,381) and pass completions (863) ... His 11,020 total yards of offense, 10 games of 300 passing yards, 22 home wins and 13 road wins are also Tennessee records ... Enjoyed one of the greatest NFL careers of all-time, posting 200 wins (regular season and postseason, four Super Bowl appearances, and wins in Super Bowl XLI and Super Bowl 50 ... The five-time NFL MVP retired as the league's all-time leader in passing yards (71,940), passing touchdowns (539), game-winning drives (56), fourth-quarter comebacks (45) and regular-season wins (186, tied with Brett Favre) Born: March 24, 1976... Currently resides in Denver, Colo.

COACHES



GENERAL ROBERT R. NEYLAND
HEAD COACH
ELECTED 1956
GREENVILLE, TEXAS

Full name: Robert Reese Neyland
... Had three successful tenures as head coach at Tennessee, 1926-34, 1936-40 and 1946-52 ... SEC Coach of the Year 1936, 1938, 1950 and 1951 ... Teams won national championships in 1938, 1940, 1950 and 1951 ... Career record was 173-31-12 ... Won Southern Conference titles in 1927 and 1932 and SEC titles in 1938, 1939, 1940, 1946 and 1951 ... Teams had 112 shutouts in 216 games ... Teams were characterized by efficient single-wing offense and unyielding defense ... Born: Feb. 17, 1892 ... Died: March 28, 1962.



BOWDEN WYATT
HEAD COACH
AT WYOMING (1947-52);
AT ARKANSAS (1953-54);
AT TENNESSEE (1955-62)
ELECTED 1997 (COACH)
KINGSTON

Full name: C. Bowden Wyatt ... Won conference titles in three leagues, Skyline (Wyoming), Southwest (Arkansas) and SEC (Tennessee) ... 1956 National and SEC Coach of the Year ... Patterned coaching career after Gen. Neyland ... Earned absolute loyalty from his players ... Gave coin from 1938 game to 1955 captain Jim Beutel on his arrival back at Tennessee ... Had overall coaching record of 99-56-5, 49-29-4 at Tennessee ... Born: November 3, 1917 ... Died: January 21, 1969.



DOUG DICKEY
HEAD COACH
AT TENNESSEE (1964-69)
AT FLORIDA (1970-78)
ELECTED 2003
VERMILLION, SOUTH DAKOTA

Full name: Douglas A. Dickey ... Won national championship in 1967 and two SEC crowns in 1967 and 1969 ... SEC Coach of the Year in 1965 and 67 ... Finished with a record of 46-15-4 in six seasons at UT ... Compiled a career 58-43-2 mark at Florida ... 19 players earned All-America status under his tutelage ... Served as UT's athletic director from 1985-2003 ... 2001 recipient of the Robert R. Neyland Trophy ... Born: June 24, 1932 ... Currently resides in Jacksonville, Fla.



PHILLIP FULMER
HEAD COACH
AT TENNESSEE (1992-2008)
ELECTED 2012
WINCHESTER

Full name: Phillip Fulmer ... Led the Vols to the first-ever BCS National Championship after the 1998 season, finishing with a perfect 13-0 record with a 23-16 victory over Florida State in the Fiesta Bowl ... Compiled a 152-52 career record at the helm of the Orange & White for a .744 win percentage ... Led Vols to a 45-5 record from 1995-98 ... His teams finished in the AP Top 25 in 13 of 17 seasons and appeared in 15 bowl games ... Born: Sept. 1, 1950 ... Currently resides in Knoxville.



GENERAL ROBERT R. NEYLAND



The history and tradition of Tennessee football began under the tutelage of Gen. Robert Reese Neyland, a member of the College Football Hall of Fame. Neyland came to Tennessee as an ROTC instructor and backfield coach in 1925 and was named head football coach in 1926. From that date, Tennessee was in the college football business to stay.

Neyland's 1939 Vol team was the last to shut out each of its regular season opponents. Over the course of his career, 112 of his 216 opponents failed to score against his Tennessee teams. Tennessee still holds an NCAA record for holding opponents scoreless 71 consecutive quarters.

Neyland's teams won Southern Conference Championships in 1927 and 1932, piling up undefeated streaks of 33 and 28 games along the way, and SEC Championships in 1938, 1939, 1940, 1946 and 1951. In addition Neyland-coached teams won four national championships. The Vols were consensus national champions in 1951, won the Dunkel, Litkenhous, Boand, Houlgate and Poling National Championships in 1938, the Dunkel and Williamson crowns in 1940 and the DeVold and Dunkel crowns in 1950.

It was Gene McEver who kicked off the Neyland era with his 98-yard return of the opening kickoff in the 1928 Alabama game, a game the underdog Vols won, 15-13. Each of his succeeding eras would be highlighted by similar big plays: Johnny Butler's 56-yard run against Alabama in 1939 and Lauricella's 75-yard run against Texas in the 1951 Cotton Bowl.

Neyland's 21-year record at Tennessee was 173 wins, 31 losses and 12 ties.

Neyland, who came to Tennessee as an Army captain and left as a brigadier general, brought one of the most efficient single-wing offenses in the country to go with an unyielding defense. He was brought to the head coaching position by Dean Nathan Dougherty with a simple injunction: "Do something about the series with Vanderbilt."

After Neyland's death in 1962, the University established the Robert R. Neyland Scholarship, academic scholarships awarded to non-athletes, many of whom are National Merit Scholars. The endowment for these

scholarships now exceeds \$1.5 million and 124 students have been the beneficiary of the awards.

The thoroughfare behind the stadium's South end, once called the river road, is now named Neyland Drive. More recently, the Vol football complex on campus was named for Neyland and Knoxville businessman B. Ray Thompson.

IS IT NEE-LAND OR NAY-LAND?

There has been continuing controversy over the pronunciation of the name N-E-Y-L-A-N-D. Here's the true story.

Charles Brakebill, former UT Vice President for Development, was a part of the Neyland Scholarship program when it started after Gen. Neyland's death.

That's when Brakebill said he learned a lesson about the Neyland name and how to pronounce it. He had apparently called the General's wife, Peg, "Mrs. NAY-land." "She stood up and raised her knee and said 'Mr. Brakebill, first thing let's do is get my name straight.' She hit her knee about three times and said, 'It's NEE-land, just like my knee.' That stuck in my mind."

QUICK FACTS

Born: February 17, 1892

Died: March 28, 1962

Education: Army (1916)

College Football: Lineman, Army (1913-16)

Coaching Career: University of Tennessee (1926-34, 1936-40, 1946-52)

Wife: Ada "Peggy" Fitch

Children: Robert, Jr. and Lewis Neyland

Coaching Honors:

College Football Hall of Fame (Elected 1956)

SEC Coach of the Year (1936, 38, 50, 51)

■ NEYLAND'S YEAR-BY-YEAR RECORD

	Overall			Conference			Notes
	W	L	T	W	L	T	
1926-34							
1926	8	1	0	-	-	-	-
1927	8	0	1	-	-	-	Southern Conference Champions
1928	9	0	1	-	-	-	-
1929	9	0	1	-	-	-	-
1930	9	1	0	-	-	-	-
1931	9	0	1	-	-	-	New York Charity Bowl
1932	9	0	1	-	-	-	Southern Conference Champions
1933	7	3	0	5	2	0	-
1934	8	2	0	5	1	0	-
	88	76	7	10	3	0	

1936-40

1936	6	2	2	3	1	2	-
1937	6	3	1	4	3	0	-
1938	11	0	0	7	0	0	National Champions; SEC Champions; Orange Bowl
1939	10	1	0	6	0	0	SEC Champions; Rose Bowl
1940	10	1	0	5	0	0	National Champions; SEC Champions; Sugar Bowl
	43	7	3	25	4	2	


1946-52

1946	9	2	0	5	0	0	SEC Champions; Orange Bowl
1947	5	5	0	2	3	0	-
1948	4	4	2	2	3	1	-
1949	7	2	1	4	1	1	-
1950	11	1	0	4	1	0	National Champions; Cotton Bowl
1951	10	1	0	5	0	0	National Champions; SEC Champions; Sugar Bowl
1952	8	2	1	5	0	1	Cotton Bowl
	54	17	4	27	8	3	
Totals	173	31	12	62	15	5	

GEN. ROBERT R. NEYLAND TROPHY

In 1967, the Knoxville Quarterback Club, seeking a way to honor Gen. Neyland's memory, established the Robert R. Neyland Memorial Trophy. This award is given annually by the Club to an outstanding man who has contributed greatly to intercollegiate athletics.

1967 - Nathan W. Dougherty, Tenn.
1967 - Herman Hickman, Yale
1968 - Wallace Wade, Alabama
1969 - Bobby Dodd, Georgia Tech
1970 - John Barnhill, Arkansas
1971 - Jess Neely, Rice
1972 - John Vaught, Mississippi
1973 - Bud Wilkinson, Oklahoma
1974 - Fritz Crisler, Michigan
1975 - Lynn "Pappy" Waldorf, Cal
1976 - John McKay, Southern Cal
1977 - Darrell Royal, Texas
1978 - Ralph "Shug" Jordan, Auburn
1979 - Frank Broyles, Arkansas
1980 - Bob Devaney, Nebraska
1981 - Ara Parseghian, Notre Dame
1982 - Bill Murray, Duke
1983 - Paul "Bear" Bryant, Alabama
1984 - Woody Hayes, Ohio State
1985 - Duffy Daugherty, Michigan St.
1986 - Bob Woodruff, Tennessee
1987 - Charles McClendon, LSU
1988 - LaVell Edwards, BYU



1989 - Vince Dooley, Georgia
1990 - Bo Schembechler, Michigan
1991 - Murray Warmath, Minnesota
1992 - Bobby Bowden, Florida State
1993 - Grant Teaff, Baylor
1994 - Jerry Claiborne, Kentucky

1995 - Dan Devine, Notre Dame
1996 - Hayden Fry, Iowa
1997 - Terry Donahue, UCLA
1998 - Lou Holtz, Notre Dame
1999 - Eddie Robinson, Grambling
2000 - Tom Osborne, Nebraska
2001 - Doug Dickey, Tennessee
2002 - Gene Stallings, Alabama
2003 - John Majors, Tennessee/Pitt
2004 - John Gagliardi, St. John's (MN)
2005 - Barry Switzer, Oklahoma
2006 - John Cooper, Ohio State
2007 - R.C. Slocum, Texas A&M
2008 - Lloyd Carr, Michigan
2009 - Phillip Fulmer, Tennessee
2010 - Ken Sparks, Carson-Newman
2011 - R.C. Slocum, Texas A&M
2012 - Fisher DeBerry, Air Force
2013 - Mack Brown, Texas
2014 - David Cutcliffe, Duke
2015 - Jerry Moore, Appalachian State
2016 - Steve Spurrier, UF/S. Carolina
2017 - Frank Beamer, Virginia Tech

BOWDEN WYATT



After his stellar playing days at Tennessee, Bowden Wyatt passed on the opportunity to become a movie star in Hollywood, choosing to continue his association with football in the coaching ranks.

He was an assistant coach at Mississippi State just one year after playing end for Maj. Robert R. Neyland's teams from 1936-38, and then served three years as a senior grade Lieutenant in the Navy.

Mirroring the coaching style of his mentor, Robert R. Neyland, Wyatt took the head coaching job at Wyoming in 1947. He guided the Cowboys to consecutive Skyline championships in 1949-50. Wyatt was named conference coach of the year in 1950 thanks to a 10-0 record.

He then moved to Arkansas for the 1953-54 seasons, again turning a program completely around. His second year saw him take the Hogs to an 8-3 record and a Southwest Conference championship, as well as conference coach of the year award.

But nothing could keep Wyatt away from his alma mater. He returned to coach Tennessee in 1955 and led

QUICK FACTS

Born: October 4, 1917

Died: January 21, 1969

Education: University of Tennessee

College Football: End, Tennessee (1936-38)

Coaching Career:

University of Wyoming (1947-52)

University of Arkansas (1953-54)

University of Tennessee (1955-62)

Wife: Mary Allison Miller

Children: Mary "Missy" Gail

Coaching Honors:

College Football Hall of Fame (Elected 1997)

National & SEC Coach of the Year (1956)

Southwest Conference Coach of the Year (1954)

Skyline Coach of the Year (1950)

the Vols to the 1956 SEC championship while being named SEC and National Coach of the Year. He was the first UT coach to be nationally honored by the American Football Coaches Association.

Wyatt accumulated a 99-56-5 coaching record in rebuilding three programs. He won titles in three different conferences - Skyline, Southwest and SEC - and was named coach of the year in all three. He became just the third member to be inducted into the hall as both player and coach, following the footsteps of Amos Alonzo Stagg and former Vols quarterback Bobby Dodd.

As a player, Wyatt captained the Vols to an 11-0 season while playing right end on a loaded team that included Hall of Fame names such as Ed Molinski, Bob Suffridge and George Cafego. The Vols had six shutouts on the season. The final shutout capped the year with Wyatt manning the defensive line and kicking a field goal in Tennessee's 17-0 Orange Bowl victory over Oklahoma, the Vols' first official bowl game.

■ WYATT'S YEAR-BY-YEAR RECORD AT TENNESSEE

	Overall			Conference			Notes
	W	L	T	W	L	T	
1955-62							
1955	6	3	1	3	2	1	-
1956	10	1	0	6	0	0	SEC Champions; Sugar Bowl
1957	8	3	0	4	3	0	Gator Bowl
1958	4	6	0	4	3	0	-
1959	5	4	1	3	4	1	-
1960	6	2	2	3	2	2	-
1961	6	4	0	4	3	0	-
1962	4	6	0	2	6	0	-
Totals	49	29	4	29	23	4	



DOUG DICKEY



QUICK FACTS

Born: June 24, 1932
Education: University of Florida (1954)
College Football: Quarterback, Florida (1951-53)
Coaching Career:
 University of Arkansas (1957-63)
University of Tennessee (1964-69)
 University of Florida (1970-78)
 University of Colorado (1979)
Wife: Joanne Beville
Children: Donald, Daniel, David, Daryl & Jaren Anne
Coaching Honors:
 College Football Hall of Fame (Elected 2003)
 SEC Coach of the Year (1965 & 1967)

Not only did Doug Dickey reestablish an elite football program at UT, he also brought a large helping of tradition that many Vol fans now take for granted.

His teams were the first to run through the band's power 'T' formation, beginning Sept. 25, 1965, against Army. It wasn't done for style or intimidation, but rather to get from the dressing rooms on the East side of the stadium to the team's sideline on the West side of the field. Now, although the formation is not necessary, it's just as traditional as the game itself.

Dickey also put the power 'T' on the football helmets during the 1964 season and was the first to order the endzones painted in an orange and white checkerboard, beginning Oct. 10, 1964, against Boston College. The colorful checkerboard is now a UT signature that has extended to several other Vol sports.

Hall of Fame coach Doug Dickey began his ties with Tennessee as head football coach from 1964-69. His

tenure included a 46-15-4 record that took the Vols from mediocrity to national prominence in the late 1960s. Two SEC championships (1967 and 1969) were brought to Knoxville during Dickey's term as head coach and he was named SEC Coach of the Year in 1965 and 1967.

After a nine-year stint as football coach at Florida, his alma mater, Dickey returned to Tennessee as athletics director in 1985, where he served until his retirement in July of 2003.

Dickey was widely recognized as one of the nation's best, earning numerous awards for his work and molding of the UT Athletics Department.

The Tennessee Sports Hall of Fame named him Tennessean of the Year in 2000, and in 2001 Dickey was named recipient of the Neyland Trophy. He was elected to the College Football Hall of Fame in 2003.

■ DICKEY'S YEAR-BY-YEAR RECORD AT TENNESSEE

	Overall			Conference			Notes
	W	L	T	W	L	T	
1964-69							
1964	4	5	1	1	5	1	-
1965	8	1	2	3	1	2	Bluebonnet Bowl
1966	8	3	0	4	2	0	Gator Bowl
1967	9	2	0	6	0	0	National Champions; SEC Champions; Orange Bowl
1968	8	2	1	4	1	1	Cotton Bowl
1969	9	2	0	5	1	0	SEC Champions; Gator Bowl
Totals	46	15	4	23	10	4	

PHILLIP FULMER



The Volunteers under Phillip Fulmer posted 152 triumphs against only 52 defeats for a winning percentage of .745. At the conclusion of his final season, no active coach with at least a decade in Division I-A had such a lofty victory rate.

His teams finished in the AP top 25 in 13 of 17 seasons and appeared in 15 bowl games. Nine Fulmer-coached squads eclipsed the 10-win mark and two others just missed with nine victories. In his final 10 seasons, Fulmer led the Vols to a 98-41 mark and played in three conference title games along with five New Year's Day bowls.

The hallmarks of his early years on Rocky Top included him joining former Nebraska legend Tom Osborne as the only coaches to lead a team to a bowl game in their first 13 years of coaching and, of course, the 1998 BCS National Championship. That season, Fulmer guided Tennessee to its sixth national championship with a perfect 13-0 record and a Tostitos Fiesta Bowl victory over Florida State. In the 17 seasons Fulmer was leading the UT program, more than 10 million fans passed through the Neyland Stadium turnstiles, helping to solidify the building's reputation as one of the true cathedrals of college football.

Fulmer led Tennessee to back-to-back SEC titles in 1997 and 1998 as well as a record of 45-5 from 1995-98 -

QUICK FACTS

Born: Sept. 1, 1950

Education: University of Tennessee (1972)

College Football: Offensive Guard, Tennessee (1968-71)

Coaching Career:

University of Tennessee (1972-73)

Wichita State University (1974-78)

Vanderbilt University (1979)

University of Tennessee (1980-2008)

Wife: Vickey Morey

Children: Phillip Jr., Courtney, Brittany, Allison

Coaching Honors:

College Football Hall of Fame (Elected 2012)

General Robert R. Neyland Trophy (2009)

Knoxville Sports Hall of Fame (2008)

Tennessee Sports Hall of Fame (2001)

Eddie Robinson National Coach of Distinction (1999)

National & SEC Coach of the Year (1998)

AFC Region 2 Coach of the Year (1993)

the most victories over a four-year span in history.

Eighteen of Fulmer's Vols earned first-team All-America honors, 70 Vols garnered first-team All-SEC acclaim, and he produced 17 first-round NFL Draft selections and had a total of 91 players selected overall.

One of the accepted measures of a program's success is position in the national polls. This, too, was a testimonial to Fulmer's sure hand at the helm. Under Fulmer, the Vols had a streak of 54 consecutive weeks ranked in the top 10 and were ranked in the national polls at game time for 169 of Fulmer's 204 games as head coach. Tennessee also didn't back down from ranked competition during the Fulmer years, posting a 44-37 record against ranked teams during his tenure.

On June 20, 2017, University of Tennessee President Joe DiPietro hired Fulmer as special advisor to the president for community, athletics and university relations.

Fulmer will serve as an ambassador for the University system at community and athletics events, support the intercollegiate athletic programs at UT campuses in Knoxville, Chattanooga and Martin, and work with UT government relations and alumni affairs leadership to advocate for the statewide system with elected officials and UT alumni.

■ FULMER'S YEAR-BY-YEAR RECORD AT TENNESSEE

	Overall			Conference			Notes
	W	L	T	W	L	T	
1992-2008							
1992*	4	0	0	2	0	0	-
1993	10	2	0	7	1	0	Tied for first in the SEC East
1994	8	4	0	5	3	0	-
1995	11	1	0	7	1	0	Finished third in the AP rankings
1996	10	2	0	7	1	0	-
1997	11	2	0	7	1	0	SEC Champions
1998	13	0	0	8	0	0	National BCS Champions and SEC Champions
1999	9	3	0	6	2	0	-
2000	8	4	0	5	3	0	-
2001	11	2	0	7	1	0	Won SEC East, Finished fourth in the AP rankings
2002	8	5	0	5	3	0	-
2003	10	3	0	6	2	0	Tied for SEC East Title
2004	10	3	0	7	1	0	Led UT to 13th straight bowl appearance
2005	5	6	0	3	5	0	-
2006	9	4	0	5	3	0	-
2007	10	4	0	6	2	0	Won SEC East, played in SEC Title Game
2008	5	7	0	3	5	0	Finished career 100 games above .500
Totals	152	52	0	96	34	0	

*The first three games of the 1992 season were Fulmer's record, as was the 1993 Hall of Fame Bowl.

NATIONAL AWARDS

■ AFCA ASST. COACH OF THE YEAR

Presented to the assistant coach who excels in community service, commitment to the student-athlete, on-field coaching success and AFCA professional organization involvement. The award has been presented since 1997.

2006 John Chavis (Def. Coordinator/LBs)

■ BRONKO NAGURSKI TROPHY

Presented to the defensive player of the year as selected by the Football Writers Association of America in conjunction with the Charlotte Touchdown Club. The first selection was made in 1993.

1998 Al Wilson (Finalist)

2000 John Henderson (Finalist)

2009 Eric Berry (Finalist)

■ BROYLES AWARD

Presented annually by the Little Rock, Ark., Major Sports Association to the nation's top college football assistant coach. The award was first given in 1996.

1998 David Cutcliffe (Off. Coordinator/QBs)

■ BURLSWORTH TROPHY

Presented to a collegiate player who began his career as a walk-on and shows outstanding performance on the field.

2010 Nick Reveiz (Finalist)

■ BUTKUS AWARD

Presented to the nation's top linebacker by the Downtown Athletic Club of Orlando, Fla. First selection was in 1985.

1988 Keith DeLong (Finalist)

1998 Al Wilson (Semifinalist)

1999 Raynoch Thompson (Finalist)

2000 Eric Westmoreland (Semifinalist)

2004 Kevin Burnett (Semifinalist)

2014 A.J. Johnson (Semifinalist)

■ CHUCK BEDNARIK AWARD

Presented to the nation's top college defensive player in honor of Chuck Bednarik, College and Pro Football Hall of Famer. Award presented by the Maxwell Football Club of Philadelphia. The award was first given in 1995.

2004 Kevin Burnett (Semifinalist)

2008 Eric Berry (Semifinalist)

2016 Derek Barnett (Semifinalist)

■ DAVEY O'BRIEN AWARD

Awarded annually to the nation's top quarterback by the Davey O'Brien Foundation of Fort Worth, Texas, since 1977. Three finalists are chosen for the award each year.

1993 Heath Shuler (Finalist)

1995 Peyton Manning (Finalist)

1997 Peyton Manning

2006 Erik Ainge (Semifinalist)

*WINNERS IN BOLD

■ DOAK WALKER RUNNING BACK AWARD

Presented to the nation's best collegiate running back by the SMU Athletic Forum. First selection was in 1990.

2001 Travis Stephens (Finalist)

■ FRED BILETNIKOFF RECEIVER AWARD

Honoring the outstanding collegiate wide receiver presented since 1994 by the Football Writers Association of America.

1996 Joey Kent (Semifinalist)

2001 Kelley Washington (Semifinalist)

2006 Robert Meachem (Semifinalist)

■ HEISMAN TROPHY

The Heisman Trophy was established in 1935 by the Downtown Athletic Club in New York to honor the nation's most outstanding college football player.

Four Tennessee players have finished runner-up in the national balloting: Hank Lauricella (1951), Johnny Majors (1956), Heath Shuler (1993) and Peyton Manning (1997).

UT's top finishers in the Heisman Trophy race:

1938 George Cafego—Tailback (7th)

1939 George Cafego—Tailback (4th)

1940 Bob Suffridge—Guard (6th)

1951 Hank Lauricella—Tailback (2nd)

1956 Johnny Majors—Tailback (2nd)

1964 Steve DeLong—Middle Guard (8th)

1967 Dewey Warren—Quarterback (8th)

1967 Bob Johnson—Center (6th)

1969 Steve Kiner—Linebacker (9th)

1973 Condredge Holloway—Quarterback (14th)

1976 Larry Seivers—Wide Receiver (12th)

1993 Heath Shuler—Quarterback (2nd)

1995 Peyton Manning—Quarterback (6th)

1996 Peyton Manning—Quarterback (8th)

1997 Peyton Manning—Quarterback (2nd)

■ JIM THORPE AWARD

Presented annually to the nation's best defensive back by the Jim Thorpe Association, Oklahoma City, Okla. First selection was in 1986.

1991 Dale Carter (Finalist)

1999 Deon Grant (Finalist)

1999 Dwayne Goodrich (Semifinalist)

2000 Andre Lott (Semifinalist)

2004 Jason Allen (Semifinalist)

2008 Eric Berry (Finalist)

2009 Eric Berry

■ JOHN MACKEY TIGHT END AWARD

Presented by the Nassau County Sports Commission to the nation's most outstanding tight end. The award was first presented in 2000.

2002 Jason Witten (Semifinalist)

2010 Luke Stocker (Semifinalist)



■ JOHNNY UNITAS GOLDEN ARM AWARD

Since 1987, awarded annually to the nation's top senior quarterback by the John Unitas Golden Arm Educational Foundation of Louisville, Ky.

1997 Peyton Manning

■ LOMBARDI AWARD

Presented to the Nation's Lineman of the Year by the Rotary Club of Houston. First selection was made in 1970.

1970 Chip Kell (Finalist)

1983 Reggie White (Finalist)

2001 John Henderson (Semifinalist)

2005 Jesse Mahelona (Semifinalist)

■ LOU GROZA PLACE KICKER AWARD

Presented since 1992 to the nation's top collegiate placekicker. Sponsored by the Palm Beach County Sports Authority in conjunction with the Orange Bowl Committee. The award is named after NFL Hall of Famer Lou Groza.

1995 Jeff Hall (Semifinalist)

2000 Alex Walls (Finalist)

2006 James Wilhoit (Semifinalist)

2007 Daniel Lincoln (Semifinalist)

■ MANNING AWARD

Presented since 2004 to the nation's top Division 1A FBS quarterback adjudged by the Sugar Bowl Committee to be the best in the United States. The award is named in honor of Archie Manning and his sons Peyton and Eli, each an All-America selection during their college career.

2006 Erik Ainge (Semifinalist)

■ MAXWELL AWARD

Presented to the nation's top college football player by the Maxwell Football Club of Philadelphia. The award was first given in 1937.

1997 Peyton Manning—Quarterback

■ NATIONAL COACH OF THE YEAR

Awarded annually by the American Football Coaches Association, the Football Writers Association of America, Maxwell Football Club and *The Sporting News*.

1956 Bowden Wyatt (AFCA)

1998 Phillip Fulmer (AFCA, FWAA, Maxwell, TSN)

■ OUTLAND TROPHY

Awarded to the nation's outstanding interior lineman (Center, Guard, Tackle) as selected by the Football Writers Association of America. The first selection was made in 1946.

1964 Steve DeLong

1990 Antone Davis (Finalist)

2000 John Henderson

2001 John Henderson (Finalist)

■ RANDY MOSS RETURN MAN AWARD

Presented since 2006 to the nation's top return specialist at the Division I level. The award is voted on by NCAA Sports Information Directors.

2006 Jonathan Hefney (Semifinalist)

■ RAY GUY PUNTING AWARD

Presented since 2000 by the Greater Augusta Sports Council honoring the nation's outstanding collegiate punter.

2000 David Leaverton (Semifinalist)

2002 Dustin Colquitt (Finalist)

2003 Dustin Colquitt (Finalist)

2004 Dustin Colquitt (Semifinalist)

2013 Michael Palardy (Semifinalist)

■ RONNIE LOTT TROPHY

Named for Ronnie Lott, a two time All-American for USC and College Football Hall of Fame Inductee, awarded annually to college football's Defensive IMPACT Player of the Year. The award was established in 2004.

2007 Jonathan Hefney (Semifinalist)

2009 Eric Berry (Finalist)

■ SULLIVAN AWARD


Named for James E. Sullivan, the founder of the Amateur Athletic Union, awarded annually to the nation's top amateur athlete. The award is based on qualities of leadership, character, sportsmanship and the ideas of amateurism. The award was established in 1930.

1998 Peyton Manning—Quarterback

■ TED HENDRICKS AWARD

Presented to college football's top defensive end by the Ted Hendricks Foundation. This award was established in 2002.

2016 Derek Barnett (Finalist)



Peyton Manning is UT's lone winner of the Davey O'Brien, Johnny Unitas Golden Arm, Maxwell and Sullivan awards.

FIRST-TEAM ALL-AMERICANS

GUIDE TO THE LIST

The roster consists only those players who were first-team selections on one or more of the All-America teams selected for the national audience and received nationwide circulation. Not included are numerous players who may have received mentions on second or third teams and others who were selected by newspapers or agencies with circulations not primarily national. The legend below lists those teams recognized by the NCAA that were national media or organizations:

AAB — All America Board (1924-55); AP — Associated Press (1925-Present); Camp — Walter Camp Football Foundation (1967-Present); CP — Central Press (1963-70); Coaches — American Football Coaches Assn. (1945-Present); FbN — Football News (1963-2001); FWAA — Football Writers Assn. of America (1913-Present); Gannett — Gannett News Service; INS — International News Service (1913-57); Lib — Liberty Magazine (1924-41); NWM — Newsweek Magazine (1937-42); NANA — North American Newspaper Alliance (1927-37); NEA — Newspaper Enterprise Assn. (1924-73); NY News — New York Daily News; TSN — The Sporting News (1934-Present); Rice — Grantland Rice (1925-47); Time — Time Magazine; UP — United Press (1925-58); UPI — United Press International (1958-95); Scripps — Scripps Howard Newspapers; NCAA — NCAA Consensus (1889-Present).

1920s

Year	Name	Pos.	Award Organizations
1929	Gene McEver	HB	UP, NEA, NANA, NCAA

1930s

Year	Name	Pos.	Award Organizations
1930	Bobby Dodd	QB	NEA, Rice
1931	Herman Hickman	G	Rice
1933	Beattie Feathers	HB	NANA, Rice, INS, NEA, AAB, Lib, NCAA
1938	Bowden Wyatt	End	AAB, INS, Rice, NCAA
	George Cafego	HB	NEA, Lib
	Bob Suffridge	G	UP
1939	George Cafego	HB	UP, INS, TSN, NWM, NCAA
	Ed Molinski	G	AP, NEA, Rice, AAB, Lib, NCAA
	Bob Suffridge	G	UP, INS, TSN, NWM
	Abe Shires	T	INS

1940s

Year	Name	Pos.	Award Organizations
1940	Bob Suffridge	G	AP, UP, INS, Rice, NEA, TSN, Lib, AAB, NWM, NCAA
	Bob Foxx	HB	INS
	Ed Molinski	G	TSN
1944	Bob Dobelstein	G	NY SUN
1946	Dick Huffman	T	AP, Rice, AAB, FWAA, Coaches, NCAA
1950	Ted Daffer	G	AFCA
	Bud Sherrod	End	NEA

1950s

Year	Name	Pos.	Award Organizations
1951	Hank Lauricella	HB	AP, UP, NEA, INS, CP, FWAA, TSN, AFCA, AAB, NY NEWS, NCAA
	Ted Daffer	G	INS, NEA, NY News
	Bill Pearman	T	AP, NEA, FWAA, NY News
1952	John Michels	G	AP, UP, TSN, NEA, FWAA, AAB, NY News, NCAA
	Doug Atkins	T	INS, AAB, NY NEWS
1954	Darris McCord	T	FWAA
1956	Johnny Majors	HB	AP, UP, INS, FEA, FWAA, AFCA, TSN, NY News, NCAA
	Kyle (Buddy) Cruze	End	FWAA
1957	Bill Johnson	G	NEA, FWAA

1960s

Year	Name	Pos.	Award Organizations
1963	Steve DeLong	G	FWAA, FbN
1964	Steve DeLong	G	AP, NEA, FWAA, NY News, TSN, FbN, Time
1965	Frank Emanuel	LB	AP, NEA, FWAA, TSN, FbN, Time, NCAA
1966	Paul Naumoff	LB	AP, UPI, FWAA, COACHES, FbN, NCAA

	Austin Denney	End	NEA
	Ron Widby	P	TSN
	Bob Johnson	C	FbN
1967	Bob Johnson	C	AP, UPI, NEA, FWAA, Coaches, Camp, Time, TSN, NY News, NCAA
	Albert Dorsey	Back	UPI, NY News, FbN
	Richmond Flowers	WB	FbN
1968	Charles Rosenfelder	G	AP, UPI, CP, FWAA, Coaches, NEA, NY News, Camp, NCAA
	Steve Kiner	LB	AP, CP, FWAA, FbN, NCAA
	Jim Weatherford	Back	Coaches
1969	Steve Kiner	LB	AP, UPI, NEA, CP, FWAA, Coaches, FbN, NY News, TSN, Camp, Time, NCAA
	Chip Kell	G	AP, UPI, CP, FWAA, Coaches, FbN, NY News, Camp, NCAA
	Jack Reynolds	LB	FbN

1970s

Year	Name	Pos.	Award Organizations
1970	Chip Kell	G	AP, UPI, NEA, CP, FWAA, COACHES, FbN, CAMP, NCAA
	Jackie Walker	LB	NEA, FbN
1971	Bobby Majors	Back	AP, UPI, FWAA, TSN, FbN, CP, Coaches, Camp, NEA, NCAA
	Jackie Walker	LB	UPI, FWAA, Camp, CP, FbN
1972	Conrad Graham	Back	UPI, FbN
	Ricky Townsend	PK	FWAA
	Jamie Rotella	LB	FbN, Coaches, UPI
1973	Eddie Brown	Back	FbN
	Ricky Townsend	PK	FWAA
1975	Larry Seivers	WR	FbN, AP, FWAA, NCAA
1976	Larry Seivers	WR	AP, UPI, NEA, Coaches, TSN, Camp, NCAA
1979	Roland James	Back	UPI, Coaches, TSN, FWAA, NEA, Camp, FbN, FbN, NCAA

1980s

Year	Name	Pos.	Award Organizations
1982	Willie Gault	WR	NEA, FWAA
	Jimmy Colquitt	P	Gannett
1983	Reggie White	DT	AP, UPI, TSN, CAMP, Gannett, FWAA, FbN, Coaches, NCAA
	Jimmy Colquitt	P	Camp
1984	Bill Mayo	G	UPI, CAMP, FbN, NCAA
1985	Tim McGee	WR	AP, Coaches, NEA, Gannett, Scripps, NCAA
	Chris White	DB	Scripps
1987	Harry Galbreath	G	TSN

1988	Keith DeLong	LB	AP, TSN, Gannett
1989	Eric Still	G	AP, CAMP, FWAA, Coaches, TSN, UPI, Scripps, NCAA

1990s

Year	Name	Pos.	Award Organizations
1990	Antone Davis	OT	AP, UPI, Camp, Coaches, FWAA, Scripps, FbN, TSN, NCAA
	Dale Carter	DB/KR	TSN
1991	Dale Carter	DB	AP, UPI, FWAA, Camp, Scripps, FbN, Gannett, NCAA
	Carl Pickens	WR	Coaches, FbN, Scripps, Gannett
1992	Todd Kelly	DE	FbN
1993	John Becksvoort	PK	FWAA, Scripps
1994	Jeff Smith	OL	Scripps
1997	Leonard Little	DE	Camp
	Peyton Manning	QB	AP, Camp, Scripps, FWAA, AFCA, FbN, NCAA
1998	Al Wilson	LB	AP, FWAA, AFCA, NCAA
1999	Cosey Coleman	OG	AP, Camp, FWAA, FbN, Coaches, NCAA
	Deon Grant	DB	Camp, FbN, TSN, Coaches, NCAA
	Raynoch Thompson	LB	AP, Coaches

2000s

Year	Name	Pos.	Award Organizations
2000	John Henderson	DT	AP, FWAA, TSN, FbN, NCAA
2001	John Henderson	DT	AP, FWAA, Coaches, Camp, TSN, FbN, NCAA
	Travis Stephens	RB	AP, FWAA
2003	Dustin Colquitt	P	AP, FWAA, Camp, TSN, NCAA
2004	Kevin Burnett	LB	Coaches
	Jesse Mahelona	DT	TSN
	Michael Munoz	OT	AP, Coaches, NCAA
2006	Robert Meachem	WR	FWAA, TSN, Rivals,
	Arron Sears	OT	Camp, Coaches
2007	Daniel Lincoln	PK	FWAA
2008	Eric Berry	DB	Camp, AFCA, AP, FWAA, TSN, NCAA
2009	Eric Berry	DB	Camp, AFCA, AP, FWAA, TSN, NCAA

2010s

Year	Name	Pos.	Award Organizations
2015	Evan Berry	KR	Camp, SI, TSN
	Cameron Sutton	PR	TSN
2016	Derek Barnett	DE	Camp, AP, NCAA

TENNESSEE ALL-AMERICANS



GENE McEVER

1929 /// HALFBACK
HOMETOWN: BRISTOL, VA.

Gene McEver was "the best player I ever coached ... the best I ever saw," said Gen. Robert R. Neyland. That explains his role as a scoring machine during the 1929 season.

In the final game of the regular season, he broke the goal line for five touchdowns and scored three extra points against South Carolina. The outburst helped him lead the nation in scoring with a school-record 130 points as the Vols' halfback. It was also the season in which McEver became the first Tennessee football player to reach All-America status, garnering a unanimous decision.



BOBBY DODD

1930 /// QUARTERBACK
HOMETOWN: KINGSPORT

Bobby Dodd was the centerpiece of the "Hack and Mack" backfield that featured Buddy Hackman and Gene McEver, expanding the quarterback role like never before. It was his senior year in which "The Dodger" showed his versatility in a 13-0 win against Vanderbilt. Dodd finished with 14 punts for a 42-yard average, had nine carries for 39 yards, was 7-of-12 passing for 159 yards and two touchdowns and intercepted two passes. On the afternoon, Dodd gained 212 all-purpose yards, collecting all but 14 of Tennessee's team total of 226. The Vols finished 9-1, and Dodd's dominance on the gridiron earned him 1930 All-America honors.

It was his senior year in which "The Dodger" showed his versatility in a 13-0 win against Vanderbilt. Dodd finished with 14 punts for a 42-yard average, had nine carries for 39 yards, was 7-of-12 passing for 159 yards and two touchdowns and intercepted two passes. On the afternoon, Dodd gained 212 all-purpose yards, collecting all but 14 of Tennessee's team total of 226. The Vols finished 9-1, and Dodd's dominance on the gridiron earned him 1930 All-America honors.



HERMAN HICKMAN

1931 /// GUARD
HOMETOWN: JOHNSON CITY

Herman Hickman made people notice him, and it paid off. As a guard in the Vols' trenches, it was his dominating performance during the 1931 Charity Bowl where Hickman caught the eye of the national press. In the early stages against New York University, the Violets had the ball on Tennessee's 5-yard line preparing to score. But on four consecutive plays, Hickman single-handedly pushed NYU back 18 yards to the 23. The performance forced sportswriters into adjusting their All-America teams, adding Hickman's name.

ALL-AMERICAN FACTS

- Tennessee has had a total of 77 individual All-America selections, who have been recognized a total of 93 times.
- Tennessee has had one three-time All-America selection, guard Bob Suffridge, chosen in 1938, 1939 and 1940. Fourteen (14) other Vols have earned All-America honors twice during their careers.
- 37 Vols have earned consensus NCAA All-America honors.
- The most consecutive years with All-America selections were 11 from 1963-73, a total of 25 selections in all.
- Tennessee has had one father-son combination All-America selection in Steve DeLong (1963-64) and Keith DeLong (1988). UT has two brother combinations, Johnny Majors (1956) and

Bobby Majors (1971) along with Eric Berry (2008, 2009) and Evan Berry (2015), and one set of cousins, Jimmy Colquitt (1982, 83) and Dustin Colquitt (2003).

- Three of Tennessee's All-America selections made All-America in other sports. All-America punter Ron Widby (1966) was a basketball All-America in 1967. Former Olympian and wide receiver Willie Gault (1982) was a track and field All-America in 1981-83. Richmond Flowers (1967) earned track and field All-America honors in 1968-69.
- All-Americans Bill Johnson (1957, Bob Johnson (1967), and Peyton Manning (1997) also earned Academic All-America honors.



BEATTIE FEATHERS

1933 /// HALFBACK
HOMETOWN: BRISTOL, VA.

Many consider Beattie Feathers to rank among the greatest to ever grace the field at Tennessee. And rightfully so, considering the mark he left on the Vols' program.

In 1933, Feathers sealed his place in Tennessee history, being named the Southeastern Conference MVP. He was an All-American in 1933, capping his glorious backfield career on The Hill in which the Vols had two undefeated seasons and went 25-3-2 overall. It propelled him to professional greatness in which he became the first NFL player to rush for more than 1,000 yards in a single season, averaging a record 9.9 yards per carry.



BOB SUFFRIDGE

1938, 1939, 1940 /// GUARD
HOMETOWN: KNOXVILLE

Bob Suffridge is the Vols' only three-time All-American, earning the honors from 1938-40. UT collected a perfect 30-0 record during his career.

His sophomore year, the speedy Suffridge anchored a dominant line that paved the way to an 11-0 finish. The 1939 season saw Suffridge help lead Tennessee to another undefeated regular season, one in which the Vols' defense did not allow a single point. Suffridge's blocking and tackling helped pave the way for a third consecutive undefeated regular season and a third consecutive SEC title his senior year.



BOWDEN WYATT

1938 /// END
HOMETOWN: KINGSTON

In 1938, Bowden Wyatt captained the Gen. Robert R. Neyland-led troops to an 11-0 season while playing right end on a loaded Volunteers team that included Hall of Fame names such as Molinski, Suffridge and Cafego in the days of the two-way player.

The Vols had six shutouts on the season. The final shutout capped the year with Wyatt manning the defensive line and kicking a field goal in Tennessee's 17-0 Orange Bowl victory over Oklahoma, the Vols' first official bowl game. That 1938 season, Tennessee outscored its opponents 283-16 with Wyatt on the defensive line.



ED MOLINSKI

1939, 1940 /// GUARD
HOMETOWN: MASSILLON, OHIO

During the days of the two-way player, Ed Molinski set the standard for linemen. The 1939 team is the one that perhaps is remembered best. The Molinski-led defensive line set records galore for holding teams at bay, including the fewest yards allowed (1,023), lowest average per play allowed (2.2 yards) and lowest average per game allowed (103.3 yards). That team also did not allow a single point, a modern NCAA record.

Molinski was named All-America in 1939 and 1940. Tennessee teams were a combined 31-2 with Molinski in the trenches, and the Vols finished first or tied for first in the SEC each year.



GEORGE CAFEGO

1938, 1939 /// HALFBACK
HOMETOWN: SCARBRO, W.VA.

Renowned for his blocking and running skills, George "Bad News" Cafego also played safety and quarterback. On special teams, he returned kicks and punts while also handling the punting duties. In his career, Cafego rushed for 1,589 yards and threw for 550 yards.

The Vols got their first major bowl win, 17-0 over Oklahoma in the Orange Bowl, with Cafego in the backfield. The 1938 team finished 11-0 and Cafego was SEC Player of the Year. The 1939 squad shut out all of its opponents during the regular season before losing to Southern California in the Rose Bowl with Cafego sidelined by injury.



ABE SHIRES

1939 /// TACKLE
HOMETOWN: ALDERSON, W.VA.

Tackle Abe Shires earned his share of glory as a member of the best lines ever at Tennessee. Shires earned All-America status his junior year of 1939 by paving the road for the legendary backfield of Bob Foxx, Leonard Coffman, George Cafego and Sam Bartholomew. Shires was part of the unprecedented and unparalleled three-year stretch in which the Vols went undefeated in three consecutive regular seasons. His blocking and tackling helped Tennessee to outscore its opponents 837-75 and be crowned SEC champions 1938, 1939 and 1940.



BOB FOXX

1940 /// HALFBACK
HOMETOWN: KNOXVILLE

Bob Foxx manned the backfield during Robert R. Neyland's second stint as coach of the Vols and earned All-America status as a senior in 1940.

Foxx was part of three consecutive SEC championship teams from 1938-40. Tennessee was crowned national champion in 1938 and 1940. Throughout Foxx's three-year career, he led the rushing attack that allowed the Vols to go unbeaten and untied in each regular season. The 1938 season was the year in which Tennessee held its opponents scoreless during the regular season. Foxx was voted Knoxville's greatest athlete of the first half-century by the Knoxville Journal readers.



TED DAFFER

1950, 1951 /// GUARD
HOMETOWN: NORFOLK, VA.

Guard Ted Daffer locked down the middle of the defensive line during a dominant time for Tennessee football. He was the only two-time All-America from the 1950 or 1951 squads.

He helped Tennessee to an 11-1 record and a national championship from one poll in 1950, losing only the second game of the season to Mississippi State. Daffer returned the following season to help the squad become consensus national champions in 1951, going undefeated in the regular season before losing in the Sugar Bowl.



BOB DOBELSTEIN

1944 /// GUARD
HOMETOWN: BRIDGEPORT, CONN.

Manning the offensive and defensive lines after World War II was Bob Dobelstein at right guard, earning All-America honors as a junior in 1944. It was also the year he served as captain of the team, the only junior to do so until the 2003 season.

Dobelstein helped lead the Vols to a 7-1-1 record in 1944, completing an unbeaten regular season before losing to Southern California in the Rose Bowl. Tennessee went 8-1 the following year to set the table for an SEC title run the year after Dobelstein departed.



BUD SHERROD

1950 /// END
HOMETOWN: KNOXVILLE

Bud Sherrod was an All-America defensive end on the 1950 Vols' squad that went 11-1 and earned a national title from one poll. Many believed it was an even better squad than the 1951 consensus national champions.

The quick Sherrod made for an extreme terror on the defensive line in contrast to his approximate 6-foot, 185-pound size. The two-time All-SEC selection helped the Vols shut down the Texas offense and hold on to a 20-14 win in the 1951 Cotton Bowl to cap the season. It was Tennessee's first bowl win in eight years.



DICK HUFFMAN

1946 /// TACKLE
HOMETOWN: CHARLESTON, W.VA.

Dick Huffman played right tackle on the 1942 Vols before returning to Tennessee in 1946 for a position at left tackle. He was All-America after the four-year break from football.

With Huffman on the line, the Vols made a full return to prominence in the South, winning the 1946 SEC championship behind a 9-2 record. Huffman and the defensive line held five opponents to seven points or less, collecting two shutouts in the closing years of the two-way player. Huffman was one of only two players to earn All-America honors in six seasons following World War II.



HANK LAURICELLA

1951 /// HALFBACK
HOMETOWN: HARAHAN, LA.

Hank Lauricella was "Mr. Everything" during one of the most prominent stretches in UT football history. In the 1951 Cotton Bowl against Texas, Lauricella set up Tennessee's first score with a 75-yard run - perhaps the most memorable run in school history. The next season he was named All-SEC and All-America, averaging a school-record 7.9 yards per carry in leading the Vols to a 10-0 regular season. Lauricella finished second in Heisman Trophy voting and Tennessee was named national champion prior to its Sugar Bowl appearance.



BILL PEARMAN

1951 /// TACKLE

HOMETOWN: CHARLOTTE, N.C.

Bill Pearman was one of three All-America selections from Tennessee's 1951 consensus national championship season.

The two-year starter's position at right defensive tackle helped the Vols hold their opponents to 116 points on the season. Tennessee's defense pitched five shutouts in 10 games during the undefeated regular season and helped the Vols hold a No. 1 ranking for six weeks of the year heading into the Sugar Bowl.

Tennessee was a combined 33-9-1 with Pearman in uniform, 28 of those wins coming in the final three years of his career.



DARRIS McCORD

1954 /// TACKLE

HOMETOWN: FRANKLIN

Darris McCord captained the 1954 squad that went 4-6 under second-year coach Harvey Robinson. The tackle played on both the offensive and defensive lines after Robinson switched back to the old two-way player system.

Robinson looked for leadership from McCord, and found it in a steady blocker on the offensive end and a brute tackler in contrast. His hard work and grit earned him All-America status from the Football Writers Association of America in 1954 before embarking on a professional career.




JOHN MICHELS

1952 /// GUARD

HOMETOWN: PHILADELPHIA, PA.

John Michels was the "best blocking guard in the United States," Gen. Robert R. Neyland once said. Michels guided the 1951 Vols to their first consensus national championship. Tennessee rushed for 3,068 yards, scored 40 touchdowns on the ground and rushed for 306.8 yards per game – all school records.

He was an All-SEC selection in 1951 and received both all-conference and All-America accolades in 1952. During Michels' senior season, he was awarded the Jacobs Trophy given to the SEC's best blocker. He is one of the 13 Vols to win the award all-time.



JOHNNY MAJORS

1956 /// TAILBACK

HOMETOWN: HUNTLAND

Johnny Majors was awarded his second SEC Player of the Year honor in 1956. His domination on the gridiron as the UT shot-caller was unparalleled in the South, earning him unanimous All-America selections. The national attention Majors received resulted in his finishing second on the Heisman Trophy ballot.

He collected 1,622 yards on the ground and threw for 1,135 yards, scoring 16 touchdowns in all during his career. With his leg, he booted 83 punts for a 39.1-yard average. He also returned 36 punts for 438 yards and ran back 15 kickoffs for 344 yards.



DOUG ATKINS

1952 /// END

HOMETOWN: HUMBOLDT

Doug Atkins is considered by many to be the greatest defensive lineman in football history.

Atkins was named All-SEC his last two years with the Vols, in addition to being named All-America in 1952. The Vols went 29-4-1 and were crowned national champions in 1951 with Atkins on defense. After wreaking havoc at Tennessee, Atkins went on to play professionally with Cleveland, Chicago and New Orleans, spending 12 seasons with the Bears.

He was the first Tennessee player to ever be voted into both the College Football Hall of Fame (inducted 1985) and the Professional Football Hall of Fame (inducted 1982).



KYLE "BUDDY" CRUZE

1956 /// WIDE RECEIVER

HOMETOWN: KNOXVILLE

Kyle "Buddy" Cruze re-established the wide receiver at Tennessee as coach Bowden Wyatt reconstructed the Vols' program with a 10-1 season – undefeated in the regular season – and an SEC title.

Cruze was just the second receiver to reach double figures in receptions in Tennessee history when he caught 12 balls his junior year for 232 yards and a 19.3-yard average. In 1956, he became the first Tennessee receiver to catch 20 passes and the first to top 300 yards, finishing with 357 to receive All-America status.



BILL JOHNSON

1957 /// GUARD
HOMETOWN: SPARTA

Bill Johnson helped usher in the Bowden Wyatt coaching era with three consecutive winning seasons and an SEC championship.

After a 6-3-1 season, Johnson was Wyatt's starting guard in 1956 and 1957. The lineman pushed Tennessee to the national spotlight his junior season as the Vols finished with an undefeated regular season and won the SEC as the nation's second-ranked team.

But the next year, Johnson earned national notoriety himself when he was given All-America status. On the defensive side, Johnson helped hold Tennessee opponents to 109 pass attempts for just 501 yards on the season, both school records.



PAUL NAUMOFF

1966 /// LINEBACKER
HOMETOWN: COLUMBUS, OHIO

Paul Naumoff earned All-America honors his senior year of 1966 after moving from defensive end to linebacker under coach Doug Dickey. He entered the season as a favorite for national notoriety on the line, but volunteered to change positions after linebacker Tom Fisher's sudden death earlier in the year.

Helping the Vols to consecutive eight-win seasons, Naumoff is best remembered for tackling Syracuse's Larry Csonka in the 1966 Gator Bowl to keep the superstar from scoring and preserving Tennessee's 18-12 win.



STEVE DeLONG

1963, 1964 /// GUARD
HOMETOWN: NORFOLK, VA.

Steve DeLong made a name for himself through his toughness on the line. His junior year at Tennessee, he received All-SEC and All-America honors. The 1964 season, however, was DeLong's best.

He repeated as All-SEC and All-America his senior year as captain of the team and his work in the trenches led to winning the Outland Trophy as the nation's most outstanding interior lineman.



AUSTIN DENNEY

1966 /// TIGHT END
HOMETOWN: NASHVILLE

Austin Denney set the standard for today's Tennessee tight end with his versatility, speed and fight. But he wasn't always a tight end.

Denney moved from fullback to the line his junior year partly because of his 6-foot-2, 227-pound body. He established the position as another offensive threat for the Vols. By the end of his senior year in 1966, the co-captain was All-SEC and All-American after catching 21 passes for 264 yards. His seven touchdowns were even more impressive as the big man led the team in scoring. Denney caught nine scores in his career to set a new school record at the time.



FRANK EMANUEL

1965 /// LINEBACKER
HOMETOWN: NEWPORT NEWS, VA.

Continuing the tradition of stout linebackers, Frank Emanuel fulfilled the role valiantly for two years under coach Doug Dickey, earning All-America status his senior year of 1965.

Emanuel started his junior and senior seasons, Dickey's first two years commanding the Vols in which he eliminated the two-way player. Emanuel flourished as the Vols went 8-1-2 and beat Tulsa in the Bluebonnet Bowl. Tennessee's defense allowed only 98 points that season. The Vols haven't held their opponents to fewer points in a season since. In eight of the 11 games, Emanuel and the Vols held their opponent to a touchdown or less.




RON WIDBY

1966 /// PUNTER
HOMETOWN: KNOXVILLE

Ron Widby wasn't just a punter for the Vols' gridiron squad. He also lettered in football, basketball, baseball and golf. But football was where he earned All-America status his senior year of 1966.

Widby punted merely 38 times his senior year for 2,104 yards. His average of 43.8 yards secured his spot as the NCAA statistical champion. He punted 142 times in his three-year career for 6,002 yards. He averaged 42.3 yards per kick for his career.




BOB JOHNSON

1966, 1967 /// CENTER
HOMETOWN: CLEVELAND

Bob Johnson was one of the most decorated athletes in school history. Doug Dickey's first recruit struggled making snaps his sophomore year after moving over from the tackle position, but rebounded to garner All-America status in 1966.

As captain of the 1967 Vols, Johnson lived up to his preseason hype by earning his second All-SEC and All-America nods with unanimous votes. Johnson was awarded the Jacobs Trophy, given to the SEC's best blocker, and the Birmingham Touchdown Club named him the SEC's Most Outstanding Lineman. In addition, Johnson finished sixth in the Heisman voting as a center.



CHARLES ROSENFELDER

1968 /// GUARD
HOMETOWN: HUMBOLDT

Charles Rosenfelder was a regular with the Vols' offensive front and started all three years on the varsity squad.

As a freshman in 1965, Rosenfelder made the All-SEC freshman team and carried his successes as a blocker to the varsity level. He earned a consensus All-America selection his senior year of 1968 by becoming the backbone of an offensive line that had lost four starters from the previous season. His line leadership resulted in tailback Richard Pickens rushing for 736 yards in 1968, the most for a Tennessee back since Hank Lauricella in 1951.



ALBERT DORSEY

1967 /// DEFENSIVE BACK
HOMETOWN: TAMPA, FLA.

Albert Dorsey roamed the defensive backfield for the Vols as a starter in 1967, the year Tennessee went 9-2 and won the SEC championship as the second-ranked team in the nation.

That was the same year Dorsey was named an All-American for his defensive performances. Among his greatest was the 1967 version of the Third Saturday in October. Tennessee entered the game in Birmingham with their first national ranking of the season at seventh, while Alabama was sixth. Dorsey picked off three passes that afternoon in leading the Vols to a 24-13 win.



STEVE KINER

1968, 1969 /// LINEBACKER
HOMETOWN: TAMPA, FLA.

Steve Kiner's outstanding play at linebacker fits the tradition UT holds for the position. And while playing for the Vols, Kiner developed a tradition of his own: domination on the field.

His junior and senior seasons, Kiner took the nation by storm. He was named All-SEC and All-America in 1968 and 1969, making him Doug Dickey's first player to twice earn consensus recognition.

Kiner was SEC Defensive Player of the Year thanks in part to Tennessee's 41-14 victory over Alabama in 1969. The linebacker had five sacks, 11 tackles with five assists, four quarterback hurries, an interception and a forced fumble.



RICHMOND FLOWERS

1967 /// WINGBACK
HOMETOWN: MONTGOMERY, ALA.

The versatile Richmond Flowers was one of the most exciting athletes to come to Tennessee, and left with the same title.

He garnered All-America honors in 1967 as junior wingback. He only carried the ball 10 times for 24 yards, but led Tennessee with 41 receptions for 585 yards and four touchdowns before returning as tailback as a senior. His junior year was also his best at returning kicks with 173 total yards. Flowers posted a career average of 21.6 yards on kickoff returns.

A track star, Flowers won one NCAA title and six SEC championships.



JIM WEATHERFORD

1968 /// DEFENSIVE BACK
HOMETOWN: DALTON, GA.

It was the year between Doug Dickey's two SEC championships and the first season played on Neyland Stadium's artificial turf that Jim Weatherford earned All-America honors.

Weatherford was one of the six Vols on the 1968 squad who would be named All-Americans during their careers. A defensive back, Weatherford helped the Tennessee defense post two shutouts and hold three other opponents to just a touchdown as the Vols went 8-2-1 on the year. The two-year starter was part of the initial stages of Tennessee's dominant defensive era.



CHIP KELL

1969, 1970 /// GUARD
HOMETOWN: DECATUR, GA.

Chip Kell set the standard for blocking guards at Tennessee by becoming a two-time All-American, a two-time Jacobs Trophy winner for being the SEC's best blocker and a three-time All-SEC member.

Kell manned the line that allowed Curt Watson to pace the Vols three straight years, including an 807-yard season in the 1969 SEC title year. In 1970, Kell helped block for the Vols to run for 2,365 yards, the most since 1951. Kell's protection allowed the Vols to pass for 1,996 yards, the most in school history at that time. The Vols had eight 100-yard rushing games during Kell's junior and senior seasons.



BOBBY MAJORS

1971 /// DEFENSIVE BACK
HOMETOWN: SEWANEE

Bobby Majors could do everything in a football uniform. Majors returned punts all three years of his varsity career, setting school records for career punt returns with 117 and career punt return yardage with 1,163. He also returned kickoffs his All-American year with a 30.1-yard average, the third highest in the program's history. Majors completed his special teams threat by punting for the Vols in 1970 and 1971.

But the defensive backfield was where Majors flourished. His set the school record with 10 interceptions in 1970.




JACK REYNOLDS

1969 /// LINEBACKER
HOMETOWN: CINCINNATI

When Jack Reynolds made the move from fullback to linebacker his sophomore year, he became an instant success for the Vols. That success was proven his senior year of 1969 when, he received All-SEC and All-America honors.

"Hacksaw," as he was known during his tenure on The Hill, combined with fellow linebacker Steve Kiner to sow the seeds of the infamous 1970 defense that picked off 36 passes. But Reynolds' final year was a special one too, with the defense collecting 30 interceptions.



CONRAD GRAHAM

1972 /// DEFENSIVE BACK
HOMETOWN: WINSTON-SALEM, N.C.

Conrad Graham was a three-year starter in Tennessee's secondary during a time which the Vols boasted one of the best pass-coverage defenses in history. Three of the defensive backfield members earned All-America status, including Graham.

Graham left Tennessee third on the career pass interceptions list with 15. He collected 293 return yards in his three years and scored three touchdowns off turnovers. Graham led the Vols his junior and senior years in interceptions. His All-America year of 1972 saw him pick off seven passes, ranking him fifth on the season pass interceptions list when his career was over.



JACKIE WALKER

1970, 1971 /// LINEBACKER
HOMETOWN: KNOXVILLE

Jackie Walker refined the role of linebacker at Tennessee, turning it into a hard-hitting, yet sleek, position with his small body and skillful tactics.

Walker was a two-time All-American for the Vols his junior and senior years. In 1970, UT's daunting defense collected 36 interceptions for a seemingly untouchable school record. Walker led the Vols with 82 tackles and 42 assists.

He finished his career with 11 interceptions, more than anyone who wasn't a defensive back during his time. He returned those picks for 281 yards and five touchdowns.



RICKY TOWNSEND

1972, 1973 /// PLACEKICKER
HOMETOWN: DALTON, GA.

Ricky Townsend's foot propelled him to All-America status his sophomore and junior seasons after he became the Vols' first barefoot placekicker. "Coach (Bill) Battle happened to be watching and he said I was kicking better barefooted, so I've done it that way ever since," Townsend once said.

Townsend, a former quarterback and linebacker turned kicker, kicked 33 field goals and 72 extra points in his career for a total of 171 points. His 60 points in 1973 led the Vols in scoring. He also handled kickoff duties, booting long bombs consistently during his tenure.



JAMIE ROTELLA

1972 /// LINEBACKER
HOMETOWN: VERONA, N.J.

Jamie Rotella became the sixth Tennessee linebacker to earn All-America status in seven years as a senior in 1972 despite his name missing on preseason predictions. Nobody predicted the greatness of his tackling ability.

After making 112 tackles as a sophomore and 111 as a junior, Rotella dominated his senior year and collected 190 total tackles at linebacker. His 413 career tackles were good enough to destroy the school record, although it has since been broken. Rotella earned his total in just three years of varsity play. He topped the single-season Tennessee list of tackle assists with 90 in 1972.



ROLAND JAMES

1979 /// DEFENSIVE BACK
HOMETOWN: JAMESTOWN, OHIO

Roland James earned All-America honors as a senior, concluding a special career for the intelligent and tough defensive back who played with a broken nose his sophomore year and broken thumb as a junior.

James spread the wealth during his career rather than exploding in one single season. His freshman year, he totaled 131 total tackles. As a junior, James had seven picks, including a 90-yard touchdown return against Mississippi that ranked third on UT's longest return list at the time.

His senior year cumulated with the All-America nod and his second consecutive All-SEC choice.



EDDIE BROWN

1973 /// DEFENSIVE BACK
HOMETOWN: GUILD

Eddie Brown earned All-America status in 1973 thanks to his awareness as a defensive back and his elusive punt return ability.

Brown collected five picks his last year at Tennessee for 105 return yards to lead the team. The captain was a machine against Kansas. Brown intercepted a pass and returned it 74 yards before being brought down, had his teeth knocked out while blocking a field goal, had consistently long punt returns and played a vital role in stopping a two-point conversion to preserve the Tennessee victory.



WILLIE GAULT

1982 /// WIDE RECEIVER
HOMETOWN: GRIFFIN, GA.

Willie Gault was in a class of his own, and his performances spoke for themselves. The speedy receiver earned All-America honors his senior year after hauling in 50 receptions for 668 yards.

Gault, also a prolific hurdler and sprinter, finished his career with the Vols holding 12 school records in football and three in track and field. Half of his football records were SEC records as well. He had more total yards in kickoff returns (1,854) than in receiving (1,482) and returned five kickoffs for touchdowns in his career.



LARRY SEIVERS

1975, 1976 /// WIDE RECEIVER
HOMETOWN: CLINTON

Larry Seivers became one of Tennessee's first consistent receiving threats and finished as the best of his era after leading the Vols in pass-catching yardage all three of his years on the varsity squad.

Seivers totaled 347 yards as a sophomore, but exploded in 1975 for 840 yards on 41 receptions. It was the first time any Tennessee receiver topped the 800-yard mark in a season, earning him All-America honors. The following year, Seivers caught 51 passes for 737 yards and was again named All-America.



JIMMY COLQUITT

1982, 1983 /// PUNTER
HOMETOWN: KNOXVILLE

Jimmy Colquitt's name is written all across Tennessee's punting record books. And with that came consecutive All-America nods his sophomore and junior seasons.

Colquitt concluded his career holding marks in career average at 43.9 yards, single-game punting average at 53 yards and season average at 46.9. He surpassed his uncle and former Vols punter Craig Colquitt in each category.

Colquitt achieved the whopping average his sophomore year when he was ranked second in the nation in average. Colquitt never averaged below 42 yards per kick.



REGGIE WHITE

1983 /// DEFENSIVE TACKLE
HOMETOWN: CHATTANOOGA

In his four years with the Vols, Reggie White collected a school-record 32 sacks in establishing himself as the most prolific pass rusher in Tennessee history.

The 1983 team captain drew little publicity until the sixth game of his senior year. By then, his domination was evident. He collected 100 tackles on the season, 72 of them unassisted, and set the school-record with 15 sacks for the year. White's senior campaign earned him All-SEC and consensus All-America honors.



CHRIS WHITE

1985 /// DEFENSIVE BACK
HOMETOWN: CLEVELAND, TENN.

Chris White had one opportunity and made the most of it.

As a fifth-year senior in 1985, White made his first career start in the season opener against UCLA as an injury replacement. Three interceptions later, White had secured his place as the Vols' starter the rest of the season. He had nine interceptions to lead the NCAA. White ended with 62 tackles and three fumble recoveries.

His place in the Tennessee secondary that Cinderella season earned him All-America honors as the Vols went on to become SEC champions and defeat Miami in the Sugar Bowl for a 9-1-2 finish.



BILL MAYO

1984 /// GUARD
HOMETOWN: DALTON, GA.

Bill Mayo's consistency is what kept him on the field, but his play put him with the All-Americans.

A four-year starter for the Vols, he was the only returning starter entering the 1984 season. Despite battling injuries all year, he opened holes for Johnny Jones to run 1,290 yards on the season. Mayo's name was secure on All-SEC and All-America lists.

Mayo finished his career with more starts than any Tennessee player, starting 46 of his 47 games. The record has since been broken, but Mayo remains Tennessee's Mr. Consistency.




HARRY GALBREATH

1987 /// GUARD
HOMETOWN: CLARKSVILLE

Harry Galbreath was the most dominating and aggressive run blocker Johnny Majors ever coached, according to Tennessee's former mentor. Perhaps that's what earned him All-America status his senior year of 1987.

In his final year with the Vols, Galbreath won the Jacobs Trophy given to the SEC's best blocker. He laid the road for Reggie Cobb's freshman campaign of 1,197 yards on 237 attempts. Galbreath appeared in every game of his four-year stint, including three years as a starter.



TIM MCGEE

1985 /// WIDE RECEIVER
HOMETOWN: CLEVELAND, OHIO

Tim McGee earned All-America honors his senior year with the Vols by becoming Tennessee's greatest pass catcher. He caught 50 balls for 947 yards and seven touchdowns while leading the Vols to the 1985 SEC title.

McGee finished his career with 123 catches for 2,042 yards and 15 touchdowns, all Tennessee records at the time. He was the Vols' leading receiver his final two seasons on The Hill, setting a single-season record for receptions with 54 his junior year, a record that has since been broken.



KEITH DeLONG

1988 /// LINEBACKER
HOMETOWN: LAWRENCE, KAN.

According to his coach, Johnny Majors, "they don't come any finer as a college performer than Keith DeLong." DeLong proved as much his senior year, his second consecutive season of leading the Vols in tackles – he had 159 as a senior and 125 as a junior.

Despite the Vols finishing 5-6 in 1988, DeLong earned All-America status and was a finalist for the Butkus Award given annually to the nation's best collegiate linebacker.




ERIC STILL

1989 /// GUARD
HOMETOWN: GERMANTOWN

Eric Still was a bulldozer on the offensive line for the Vols and helped push the pile for Tennessee to set a school record at the time for total yards per game with an average of 408.5 in 1989. The Vols rushed for 2,701 yards behind the Still's blocking, the most since the national championship season of 1951.

Still was awarded the Jacobs Trophy for the SEC's top blocker and played in two all-star games. In the classroom, he made Academic All-SEC all four years.



ANTONE DAVIS

1990 /// TACKLE
HOMETOWN: FORT VALLEY, GA.

Manning the outside of a highly touted offensive line, Antone Davis was rewarded for his time in the trenches, receiving All-America status his senior year. He was also given the Jacob's Trophy as the SEC's top blocker in 1990.

Davis helped create the holes for tailback Tony Thompson in 1990, allowing Thompson to rush 248 yards against Mississippi State and 236 against Vanderbilt. Thompson went on to gain 1,261 yards on the season thanks to Davis and the line.



DALE CARTER

1990, 1991 /// DEFENSIVE
BACK
HOMETOWN: OXFORD, GA.

Dale Carter came to Tennessee to be a playmaker, and he did just that. In two seasons with the Vols, Carter earned All-America status each year and garnered national recognition as a sticky defensive back and an explosive kick return man.

It was his kick-return capabilities that sealed his All-America status in 1990. He led the nation with 507 yards on 17 returns for an average of 29.82 yards per return. He also returned 29 punts for 381 yards, a 13.1-yard average.



CARL PICKENS

1991 /// WIDE RECEIVER
HOMETOWN: MURPHY, N.C.

Carl Pickens was a staple in the Vols' offense during his three years and earned national recognition his junior year with an All-America nod in 1991.

Pickens caught 49 balls for 817 yards his junior year for an average of 17.9 yards per catch. His 79.73 receiving yards per game led the SEC. Quarterback Andy Kelly hooked up with Pickens for an 87-yard touchdown against Auburn for what was the longest pass play in school history at the time. His numbers the previous year, however, were even better when he had 53 catches for 917 yards. He led the Vols both seasons in receptions and yards.



JOHN BECKSVOORT

1993 /// PLACEKICKER
HOMETOWN: CHATTANOOGA

John Becksvoort was automatic for Tennessee as a four-year starter, earning All-America status his junior year and setting records with his unique kicking style.

It was his junior year of 1993 when Becksvoort hit 59-of-59 extra-point attempts to set Southeastern Conference and Tennessee records. He also led the league in scoring with 95 points. Becksvoort wrapped up his career as one of Tennessee's most accurate kickers. He was a perfect 161-of-161 on extra-point attempts, setting an NCAA record.



LEONARD LITTLE

1997 /// DEFENSIVE END
HOMETOWN: ASHEVILLE, N.C.

A middle linebacker and defensive end, Leonard Little earned a reputation for his hard hits and quarterback sacks.

Little earned All-America status his senior year of 1997 and was named the Associated Press' Co-Defensive Player of the Year in the SEC. He had a team-leading 87 tackles and collected 8.5 quarterback sacks in leading the Vols to the 1997 SEC championship.

He finished ranked second to Reggie White on the all-time sack list with 28, which included 11 his sophomore year. Little had 10 multi-sack games in his three-year career. He also placed second on the career list of quarterback pressures with 42.



PEYTON MANNING

1997 /// QUARTERBACK
HOMETOWN: NEW ORLEANS, LA.

Peyton Manning's legend will never die. He finished his illustrious career holding 42 NCAA, SEC and Tennessee records. He won the Maxwell Award as the nation's most outstanding player, the Davey O'Brien National Quarterback Award, the Johnny Unitas Golden Arm Award and Player of the Year honors his senior season, securing his All-America status in 1997.

The quarterback became the fourth in NCAA history to pass for 11,000 yards and threw for more than 300 yards in 18 games.



DEON GRANT

1999 /// DEFENSIVE BACK
HOMETOWN: AUGUSTA, GA.

Deon Grant tied for the NCAA lead in 1999 with nine interceptions for 167 return yards, propelling him to All-America status his junior year. Grant finished the year with 69 tackles and eight pass breakups. He also had two picks in three different games.

Grant left Tennessee after his junior year to go to the NFL, but left his mark as one of the Vols' all-time great defensive backs. His nine picks in 1999 tied him for second on the single-season interception chart, and he stood fifth on the career list with 14.



AL WILSON

1998 /// LINEBACKER
HOMETOWN: JACKSON

Al Wilson just might have been one of the greatest linebackers in Tennessee history, and his leadership was even more special, acting like a quarterback for the defense.

He was the Vols' only All-America selection from the 1998 undefeated national championship team. The captain ranked third on the team that year with 77 tackles despite missing the three games to injury, the first since he was a freshman. His highlight was a 12-tackle performance against Florida in which he set a school record with three caused fumbles.



RAYNOCH THOMPSON

1999 /// LINEBACKER
HOMETOWN: NEW ORLEANS

Raynoch Thompson dominated the defensive side during his time at Tennessee and earned All-America honors his senior year, one year following the 1998 national championship.

Thompson followed his 10 tackles for loss in 1998 by leading the Vols with 87 tackles in 1999 while also totaling seven tackles for loss and three interceptions. He was one of four finalists for the Butkus Award and played in the Delchamps Senior Bowl. The stout tackler started in every game he played on The Hill, totaling 36 in his career.



COSEY COLEMAN

1999 /// GUARD
HOMETOWN: CLARKSTON, GA.

Cosey Coleman earned All-America status his junior year after starting 30 consecutive games at right guard in a three-year span. His 6-foot-5, 315-pound frame helped pave the way for tailbacks Jamal Lewis and Travis Henry in 1999 as the two rushed for 816 and 790 yards, respectively.

During Coleman's career on the line, Tennessee rushed for more than 200 yards 11 times and had a 100-yard rusher 19 times when he started at guard. He was part of an SEC title in 1997 and both conference and national championships in 1998.



JOHN HENDERSON

2000, 2001 /// DEF. TACKLE
HOMETOWN: NASHVILLE

John Henderson earned back-to-back All-America honors his junior and senior seasons by exploding off the defensive line.


His junior year – the year Tennessee set a school record for fewest rushing yards allowed with 817 – he won the Outland Trophy, was a Bronko Nagurski Trophy finalist and received SEC Defensive Player of the Year honors. His 12 sacks ranked third on Tennessee's single-season list. He also caused four fumbles and recovered three. He was an Outland finalist and a Lombardi Award semifinalist in 2001 despite a lingering ankle injury.



TRAVIS STEPHENS
2001 /// TAILBACK
HOMETOWN: CLARKSVILLE

Travis Stephens rose to the occasion his 2001 senior year at Tennessee, becoming the Vols' first All-America tailback since Johnny Majors.

Stephens blasted for 1,464 yards his final year on The Hill. It was the most yards any back had gained in a single season at Tennessee. He also set the record for season attempts with 291 and tied the single-game record with 41 attempts against Arkansas. Stephens topped the 200-yard mark twice and collected more than 100 yards in five other games.




DUSTIN COLQUITT
2003 /// PUNTER
HOMETOWN: KNOXVILLE

Continuing a family tradition of punting for the Vols, Dustin Colquitt became the third member of his family to do so.

Colquitt earned an All-America selection in 2003 and was a Ray Guy Award finalist for the second consecutive year. Colquitt's 45.9-yard average ranked first in the SEC and fourth nationally, partly due to booming 18 punts for 50 yards or more.

Accuracy was another trait, as Colquitt strategically placed 19 punts inside opponents' 20-yard line, nine of which were inside the 10 and five inside the 5.




KEVIN BURNETT
2004 /// LINEBACKER
HOMETOWN: CARSON, CALIF.

The leader of the 2005 SBC Cotton Bowl championship squad, Kevin Burnett made his final season his best.

He was elected team co-captain for the second consecutive year and was named a first-team All-American and All-SEC selection. He ranked second on the team with 120 tackles and third in the SEC with 9.2 tackles per game.

He had a fast start to the 2004 season with eight tackles and a fumble recovery in the win over UNLV. He was named SEC Defensive Player of the Week honors after he set a new career-high with 16 tackles in a 30-28 win over Florida. He led the Vols with six tackles against Texas A&M in the 2005 SBC Cotton Bowl.



JESSE MAHELONA
2004 /// DEFENSIVE TACKLE
HOMETOWN: KAILUA-KONA,
HAWAII

Junior college transfer Jesse Mahelona burst onto the Tennessee football scene in a big way in 2004 being named All-America.

Showing an uncanny ability to disrupt opponent offenses, Mahelona had 18.5 tackles for loss to finish sixth on UT's season TFL chart. He is second on Tennessee ball-carrier loss charts with 13.5.

Mahelona recorded multiple sacks in six games in 2004 and had five in an impressive outing against Notre Dame Nov. 6. He was a second team All-SEC selection as named by Associated Press and the league coaches.



MICHAEL MUNOZ
2004 /// OFFENSIVE TACKLE
HOMETOWN: MASON, OHIO

Michael Munoz became one of Tennessee's most decorated Vols in his four seasons on Rocky Top. He earned consensus All-America honors in 2004 after posting 55 intimidation blocks in just nine games played due to injury.

He started 46 games in his career and was twice elected a team captain. In 2003, he and teammate Kevin Burnett were named the first junior captains in 59 years.

Off the field, he was a 2004 National Football Foundation Scholar-Athlete and earned the Draddy Trophy as the nation's top scholar-athlete. He was also a three-time SEC Academic Honor Roll selection.



ROBERT MEACHEM
2006 /// WIDE RECEIVER
HOMETOWN: TULSA, OKLA.

Robert Meachem made the most of his one season as a Tennessee starter, setting a school record for receiving yards in a season and earning All-America honors from three different publications. He caught 71 passes for 1,298 yards in 2006 and finished the season leading the SEC in receiving yards per game with 99.8.

He is only one of six Volunteers to top the 2,000-yard mark in his career. He ranked fourth all-time in receiving yardage (2,140), fifth in receptions (125) and fifth in receiving touchdowns (17) when he left Rocky Top for the NFL in 2006.



ARRON SEARS

2006 /// OFFENSIVE TACKLE
HOMETOWN: RUSSELLVILLE,
ALA.

One of the most versatile linemen in Tennessee history, Arron Sears started a total of 37 games in his career at four different positions on the offensive line.

Named an All-American by four different publications in 2006, he was also elected team co-captain and named All-SEC for the second-consecutive year. He posted 71 knockdown blocks during the season and was named SEC Offensive Lineman of the Week after the Marshall game.

He started at least one game at three different positions on the offensive line and played significant




DANIEL LINCOLN

2007 /// PLACEKICKER
HOMETOWN: OCALA, FLA.

Daniel Lincoln wasted little time in making his mark on Tennessee football. He earned All-America honors from the Football Writers Association of America in 2007, his freshman season on Rocky Top.

During the 2007 campaign, the Ocala, Fla., native made 21-of-28 field goal attempts and scored 112 points, which was a school record for points in a season for a kicker and the third-most points in a season overall. His 21 field goals made and 112 points were also school freshman records.



ERIC BERRY

2008, 2009 /// DEFENSIVE
BACK
HOMETOWN: FAIRBURN, GA.

It didn't take Eric Berry long to put his name among the all-time greats, earning consensus All-America honors in both his sophomore and junior seasons. Berry tied for the national lead in interceptions with seven and set school and SEC records for interception return yards in a season (265, set in 2008) and in a career (494). He finished third on the team with 72 tackles and posted 8.5 tackles for loss and 3.0 sacks as well as a sophomore.

In 2009, Berry added the Jim Thorpe Award to his resume and was a finalist for the Nagurski and Lott trophies. He was National Defensive Player of the Week twice and was second on the team with 87 tackles.



EVAN BERRY

2015 /// KICKOFF RETURNER
HOMETOWN: FAIRBURN, GA.

Evan Berry led the nation with a 38.3 kickoff return average and was one just four players in the nation with three kickoff return touchdowns this season. His three kickoff returns for a touchdown tied the UT single-season record set by Willie Gault in 1980.

Berry's total of 804 overall return yards (both kickoff and punt return yards) ranks as the fourth-most in a season in Tennessee history. His 34.8 career kickoff return average is also a new Tennessee record.

He was named the SEC Special Teams Player of the Year, Tennessee's first such honoree.



CAMERON SUTTON

2015 /// PUNT RETURNER
HOMETOWN: JONESBORO, GA.

Cameron Sutton established himself as the country's top punt returner, leading the nation in punt return average (18.7 yards per return). He was just one of 12 players with two punts returned for a touchdown in 2015 and he was the sixth Vol to register two punt-return TDs and the first since Terry Fair accomplished the feat in 1996.

He had an 84-yard score against Kentucky on Oct. 31 and a career-long 85-yard return for a touchdown against Vanderbilt on Nov. 28. Sutton's 16.0-yard career punt return average ranks first in Tennessee history.



DEREK BARNETT

2016 /// DEFENSIVE END
HOMETOWN: NASHVILLE

Derek Barnett passed the late great Reggie White (32.0 sacks) for the most career sacks in Tennessee history at 33.0. As a senior in 2016, he amassed 56 tackles, a career-high 13.0 sacks, 19.0 tackles for loss, two forced fumbles, five pass breakups, one interception and 16 quarterback hurries. His 13.0 sacks on the year tied for the sixth-most in the nation and his 19.0 tackles for loss tied for 16th nationally. Barnett's 33.0 career sacks ranked as the most of all active NCAA FBS players and his 52.0 career tackles for loss ranked second by the end of the 2016 season.

ADDITIONAL ALL-AMERICANS

GUIDE TO THE LIST

The roster consists only those players who were second, third, fourth and honorable mention selections on one or more of the All-America teams selected for the national audience and received nationwide circulation. The legend below lists those teams recognized by the NCAA that were national media or organizations:

AAB – All America Board (1924-55); *AP* – Associated Press (1925-Present); *Camp* – Walter Camp Football Foundation (1967-Present); *CP* – Central Press (1963-70); *Coaches* – American Football Coaches Assn. (1945-Present); *FbN* – Football News (1963-2001); *FWAA* – Football Writers Assn. of America (1913-Present); *Gannett* – Gannett News Service; *INS* – International News Service (1913-57); *Lib* – Liberty Magazine (1924-41); *NWM* – Newsweek Magazine (1937-42); *NANA* – North American Newspaper Alliance (1927-37); *NEA* – Newspaper Enterprise Assn. (1924-73); *NY News* – New York Daily News; *TSN* – The Sporting News (1934-Present); *Rice* – Grantland Rice (1925-47); *Time* – Time Magazine; *UP* – United Press (1925-58); *UPI* – United Press International (1958-95); *Scripps* – Scripps Howard Newspapers; *NCAA* – NCAA Consensus (1889-Present).

1910s & 1920s

Year	Name	Pos.	Award Organizations
1916	Graham Vowell	E	3rd (Camp)
1925	J.G. Lowe	E	3rd (AP)
1927	John Barnhill	G	2nd (AP)
	Elvin Butcher	C	2nd (DJW)
1929	Gene McEver	HB	2nd (AP, NYP), 3rd (WA)

1930s

Year	Name	Pos.	Award Organizations
1930	Robert Dodd	QB	2nd (AP, AAB, UP, CP)
1931	Herman Hickman	G	3rd (AP, NEA)
1932	Virgil Rayburn	E	2nd (NYS)
	Beattie Feathers	HB	3rd (AP, UP, INS)
1933	Tal Maples	C	3rd (CP)
	Deke Brackett	QB	2nd (CP)
	Beattie Feathers	HB	2nd (AP)
1936	Philip Dickens	B	3rd (AP)
1938	Bowden Wyatt	RE	2nd (AP)
	George Cafego	HB	2nd (AP)
1939	Ed Molinski	L	2nd (UP), 3rd (CP)
	Bob Suffridge	G	3rd (NEA)
	George Cafego	HB	2nd (CP, NEA)

1940s

Year	Name	Pos.	Award Organizations
1940	Abe Shires	T	3rd (CP)
	Ed Molinski	L	3rd (CP, UP)
	Bob Foxx	B	2nd (INS), 3rd (AP), 4th (CP)
1942	Al Hust	E	2nd (INS, NEA), 3rd (AP)
1944	Robert Dobelstein	G	3rd (AP)
1948	Jim Powell	E	3rd (NEA)
	Norman Meseroll	RT	3rd (AP)
1949	Bud Sherrod	DE	2nd (AP)

1950s

Year	Name	Pos.	Award Organizations
1950	Ted Daffer	DG	3rd (CP)
1951	John Michels	OG	3rd (UP)
	Pug Pearman	DL	2nd (UP), 3rd (CP)
	Ted Daffer	DG	2nd (AP, UP, CP)
1952	Andy Kozar	FB	2nd (AP)

1970s

Year	Name	Pos.	Award Organizations
1973	Eddie Brown	B	2nd (AP, UPI)
	Ricky Townsend	PK	2nd (NEA)
1975	Mickey Marvin	G	2nd (UPI)
1979	Roland James	B	2nd (AP)

1980s

Year	Name	Pos.	Award Organizations
1984	Bill Mayo	G	(Athlon)
	Fuad Reveiz	K	(Gannett)
	Johnnie Jones	RB	(Gannett)
1986	Harry Galbreath	OG	2nd (FbN), HM (AP)

	William Howard	RB	HM (AP)
	Dale Jones	OLB	HM (AP)
	Bruce Wilkerson	OT	HM (AP, UPI)
1987	Reggie Cobb	RB	HM (AP)
	Harry Galbreath	G	2nd (UPI, FbN, NEA), HM (AP)
1989	Eric Still	OG	2nd (FbN)

1990s

Year	Name	Pos.	Award Organizations
1990	Dale Carter	KR	2nd (AP), 3rd (FbN)
	Charles McRae	OT	3rd (FbN, AP)
1991	Carl Pickens	WR	2nd (AP, UPI)
1992	Todd Kelly	DE	2nd (CFW), 3rd (AP)
1993	John Becksvort	K	HM (UPI)
	Heath Shuler	QB	2nd (AP, UPI, FbN)
1996	Joey Kent	WR	2nd (FbN, TSN)
	Leonard Little	DE	3rd (AP)
	Peyton Manning	QB	3rd (AP, FbN)
1997	Leonard Little	LB	2nd (AP)
1998	Al Wilson	LB	2nd (FbN)
	Raynoch Thompson	LB	3rd (AP)
1999	Raynoch Thompson	LB	2nd (WCFF)
	Deon Grant	DB	2nd (AP)

2000s

Year	Name	Pos.	Award Organizations
2000	John Henderson	DT	2nd (WCFF)
	Alex Walls	PK	2nd (WCFF)
	Alex Walls	PK	2nd (TSN, FbN), 3rd (AP)
2001	Travis Stephens	TB	2nd (WCFF, FbN, TSN)
	Fred Weary	OG	2nd (SI)
	Will Overstreet	DE	3rd (SI)
	Will Overstreet	DE	3rd (AP)
2002	Jason Witten	TE	4th (TSN)
	Jason Witten	TE	HM (SI)
2004	Jason Allen	DB	2nd (Rivals)
	Kevin Burnett	LB	2nd (AP, Rivals)
	Jason Allen	DB	3rd (AP)
	Michael Munoz	OT	2nd (WCFF)
2005	Jesse Mahelona	DT	2nd (Rivals), 3rd (AP)
2006	Jerod Mayo	LB	2nd (Rivals)
	Jonathan Hefney	DB	2nd (Rivals)
	Arron Sears	OT	2nd (AP, Rivals)
	Robert Meachem	WR	3rd (AP)
2007	Anthony Parker	OG	2nd (CBS, AP), 3rd (Rivals)
	Erik Ainge	QB	HM (Scout)
2009	Dan Williams	DT	3rd (AP)

2010s

Year	Name	Pos.	Award Organizations
2010	Prentiss Waggner	DB	2nd (Scout)
2012	Justin Hunter	WR	4th (Steele), HM (PFW)
	Dallas Thomas	OL	3rd (CBS), 4th (Steele)
2013	Antonio Richardson	OL	3rd (CBS)
2015	Evan Berry	KR	2nd (FWAA, CBS, FOX)
	Cameron Sutton	PR	2nd (FWAA)
2016	Derek Barnett	DE	2nd (TSN, FWAA, Coaches)



ALL-SEC: FIRST TEAM

AP 1933-present; Coaches 1984-present; UPI 1950-1990

Year	Name	Pos.	Award Org.
1933	Beattie Feathers	Back	AP
	Sheriff Maples	C	AP
1934	Murray Warmath	G	AP
1936	Phil Dickens	Back	AP
1938	George Cafego	Back	AP
	Bob Suffridge	G	AP
	Bowden Wyatt	End	AP
1939	George Cafego	Back	AP
	Bob Foxx	Back	AP
	Ed Molinski	G	AP
	James Rike	C	AP
	Abe Shires	T	AP
1940	Bob Foxx	Back	AP
	Abe Shires	T	AP
	Bob Suffridge	G	AP
1941	Don Edmiston	T	AP
1942	Al Hust	End	AP
1944	Bob Dobelstein	G	AP
	Buster Stephens	Back	AP
1945	Bob Dobelstein	G	AP
1946	Dick Huffman	T	AP
1948	Norman Meseroll	T	AP
1949	Bud Sherrod	End	AP
1950	Ted Daffer	G	AP, UPI
	Hank Lauricella	Back	UPI
	Bud Sherrod	End	AP
1951	Doug Atkins	T	AP
	Ted Daffer	G	AP, UPI
	Hank Lauricella	Back	AP, UPI
	John Michels	G	AP
	Bill Pearman	T	AP, UPI
	Bert Rechichar	Back	AP
1952	Doug Atkins	End	AP, UPI
	Mack Franklin	End	AP
	Francis Holohan	G	AP
	Andy Kozar	Back	AP, UPI
	John Michels	G	AP, UPI
1953	Bob Fisher	T	UPI
1954	Darris McCord	T	UPI
	Tom Tracy	Back	AP, UPI
1955	Johnny Majors	Back	AP, UPI
1956	Buddy Cruze	End	AP, UPI
	John Gordy	T	AP, UPI
	Johnny Majors	Back	AP, UPI
1957	Bobby Gordon	Back	AP, UPI
	Bill Johnson	G	AP, UPI
1959	Joe Schaffer	T	AP, UPI
1961	Mike Lucci	C	AP
1963	Steve DeLong	G	AP, UPI
1964	Steve DeLong	G	AP, UPI
1965	Frank Emanuel	LB	AP, UPI
	Bobby Frazier	End	AP, UPI
1966	Austin Denney	TE	UPI
	Bob Johnson	C	AP
	Johnny Mills	WR	AP
	Paul Naumoff	LB	AP, UPI
1967	John Boynton	T	AP, UPI
	Albert Dorsey	DB	AP, UPI
	Bob Johnson	C	AP, UPI
	Charles Rosenfelder	G	AP
1968	Ken DeLong	TE	UPI
	Chip Kell	C	AP
	Steve Kiner	LB	AP, UPI
	Richard Pickens	FB	AP
	Charles Rosenfelder	G	AP, UPI
	Jim Weatherford	DB	UPI
	1969	Ken DeLong	TE
Chip Kell		G	AP, UPI
Steve Kiner		LB	AP, UPI
Jack Reynolds		LB	AP
Curt Watson		FB	AP, UPI
1970	Frank Yanosky	DT	UPI
	Mike Bevans	C	AP
1970	Chip Kell	G	AP, UPI
	Bobby Majors	DB	AP, UPI
	Tim Priest	DB	UPI
	Jackie Walker	LB	AP, UPI
1971	Curt Watson	FB	AP, UPI
	George Hunt	PK	AP
1971	Ray Nettles	LB	AP
	Bobby Majors	DB	AP, UPI
	Jackie Walker	LB	UPI
	Curt Watson	FB	UPI
1972	Bill Emendorfer	G	AP, UPI
	Conrad Graham	DB	AP, UPI
	Jamie Rotella	LB	AP, UPI
	Ricky Townsend	PK	AP
1973	John Wagster	DT	AP
	Eddie Brown	DB	AP, UPI
1974	Condredge Holloway	QB	AP, UPI
	Neil Clabo	P	AP
1974	Mickey Marvin	G	UPI
	Stanley Morgan	RB	UPI
	Mickey Marvin	G	UPI
1975	Mike Mauck	DB	AP
	Ron McCartney	DE	UPI
	Larry Seivers	WR	AP, UPI
	Andy Spiva	LB	AP
1976	Craig Colquitt	P	AP
	Mickey Marvin	G	UPI
	Stanley Morgan	WR	UPI
	Larry Seivers	WR	AP, UPI
	Andy Spiva	LB	AP, UPI
1977	Craig Colquitt	P	AP
	Robert Shaw	C	UPI
1978	Roland James	DB	AP, UPI
	Robert Shaw	C	AP
1979	Reggie Harper	TE	AP
	Roland James	DB	AP, UPI
	Craig Puki	LB	UPI
	Jimmy Streater	QB	UPI
1980	Tim Irwin	T	AP, UPI
	Jim Noonan	MG	AP, UPI
	Lee North	C	UPI
1981	Lee North	C	AP, UPI
1982	Willie Gault	WR	AP, UPI
	Fuad Reveiz	PK	AP, UPI
1983	Johnnie Jones	RB	AP, UPI
	Bill Mayo	G	UPI
	Glenn Streno	C	UPI
	Reggie White	DT	AP, UPI
1984	Johnnie Jones	RB	AP, UPI, Coaches
	Bill Mayo	G	AP, UPI, Coaches
	Tony Robinson	QB	AP
1985	Dale Jones	LB	AP, Coaches
	Tim McGee	WR	AP, UPI, Coaches
	Carlos Reveiz	PK	AP, UPI, Coaches
	Chris White	DB	AP, UPI, Coaches
	Bruce Wilkerson	T	AP, UPI, Coaches
1986	Dale Jones	LB	UPI, Coaches
	Bruce Wilkerson	T	UPI, Coaches
1987	Harry Galbreath	G	AP, UPI, Coaches
	Mark Hovanic	DT	UPI
	Terry McDaniel	DB	AP

HONORS

1988	Keith DeLong	LB	AP, UPI, Coaches	Al Wilson	LB	AP, Coaches	
	Eric Still	G	Coaches	1999	Cosey Coleman	OG	AP, Coaches
1989	Antone Davis	G	Coaches		Shaun Ellis	DE	AP, Coaches
	Kent Elmore	P	UPI, Coaches		Dwayne Goodrich	DB	Coaches
	Marion Hobby	DE	AP, UPI, Coaches		Deon Grant	DB	AP, Coaches
	Eric Still	G	AP, UPI, Coaches		Tee Martin	QB	AP, Coaches
	Chuck Webb	RB	AP, Coaches		Raynoch Thompson	LB	AP, Coaches
1990	Dale Carter	DB	AP, UPI, Coaches		Darwin Walker	DT	AP, Coaches
	Joey Chapman	P	UPI	2000	John Henderson	DT	AP, Coaches
	Antone Davis	T	AP, UPI, Coaches		Travis Henry	TB	AP, Coaches
	Charles McRae	T	Coaches		Will Overstreet	DE	AP
	Carl Pickens	WR	AP, UPI, Coaches		Alex Walls	PK	AP, Coaches
	Tony Thompson	RB	AP, UPI, Coaches		Eric Westmoreland	LB	Coaches
1991	Dale Carter	DB	AP, Coaches	2001	John Henderson	DT	AP, Coaches
	Darryl Hardy	LB	Coaches		Andre Lott	DB	Coaches
	Jeremy Lincoln	DB	Coaches		Will Overstreet	DE	Coaches
	Chris Mims	DE	AP		Travis Stephens	TB	AP, Coaches
	Tom Myslinski	G	AP, Coaches		Fred Weary	OG	AP, Coaches
	Carl Pickens	WR	AP, Coaches	2002	Rashad Baker	DB	Coaches
	Chuck Smith	DE	AP		Julian Battle	DB	Coaches
1992	Todd Kelly	DE	AP, Coaches		Will Ofenheusle	OT	AP
	Mike Stowell	G	AP, Coaches		Jason Witten	TE	AP, Coaches
1993	John Becksvoort	PK	AP	2003	Dustin Colquitt	P	AP, Coaches
	Cory Fleming	WR	Coaches		Scott Wells	C	Coaches
	Heath Shuler	QB	AP, Coaches	2004	Jason Allen	DB	Coaches
	Jeff Smith	G	AP, Coaches		Kevin Burnett	LB	AP, Coaches
1994	Kevin Mays	G	AP, Coaches		Jesse Mahelona	DT	AP
1995	Jeff Hall	PK	Coaches		Michael Munoz	OL	AP
	DeRon Jenkins	DB	AP, Coaches	2005	Arron Sears	OT	AP, Coaches
	Joey Kent	WR	AP	2006	Britton Colquitt	P	AP, Coaches
	Jason Layman	OT	AP, Coaches		Turk McBride	DT	AP
	Peyton Manning	QB	Coaches		Robert Meachem	WR	AP, Coaches
	Bubba Miller	OG	AP		Arron Sears	OT	AP, Coaches
	Jeff Smith	C	Coaches		James Wilhoit	PK	AP, Coaches
1996	Terry Fair	KR	Coaches	2007	Jonathan Hefney	DB	Coaches
	Jeff Hall	PK	Coaches		Jerod Mayo	LB	AP, Coaches
	Joey Kent	WR	AP, Coaches		Anthony Parker	OG	AP, Coaches
	Leonard Little	DE	AP, Coaches	2008	Robert Ayers	DE	Coaches
1997	Jonathan Brown	DE	AP		Eric Berry	DB	AP, Coaches
	Terry Fair	DB	Coaches	2009	Eric Berry	DB	AP, Coaches
	Leonard Little	DE	AP		Dan Williams	DT	AP
	Peyton Manning	QB	AP, Coaches	2011	Malik Jackson	DL	AP
	Marcus Nash	WR	AP		Da'Rick Rogers	WR	AP
	Trey Teague	C	AP	2012	Cordarrille Patterson	AP	AP, Coaches
	Al Wilson	LB	Coaches		Mychal Rivera	TE	Coaches
1998	Cosey Coleman	G	AP	2013	A.J. Johnson	LB	AP, Coaches
	Jeff Hall	PK	AP, Coaches	2015	Evan Berry	KR	Coaches
	Raynoch Thompson	LB	AP, Coaches	2016	Derek Barnett	DE	AP, Coaches
	Darwin Walker	DT	AP				

SOUTHERN CONFERENCE HONORS

Conference awards given from 1900-1932. Tennessee was one of the founding members of the Southeastern Conference in 1932. From 1921-1932, the Vols were a member of the Southern Conference.

Year	Name	Pos.
1900	Bill Newman	Back
1902	Nash Buckingham	Back
	Joey Beane	End
1907	Walker Leach	Back
	N.W. Dougherty	Guard
1907	Roscoe Word	Tackle
1908	Walker Leach	Back
	N.W. Dougherty	Guard
1913	Mush Kerr	Guard

1914	Alonzo Carroll	End
	Farmer Kelly	Tackle
	Mush Kerr	Guard
	Russ Lindsay	Back
1915	Graham Vowell	End
1916	Graham Vowell	End
	Morris Vowell	Tackle
	W. O. Lowe	Guard
	Lloyd Wolfe	End
1919	W.O. Lowe	Tackle
1920	Buck Hatcher	Tackle
1921	Graham Vowell	End
	Roe Campbell	Back
1922	Tarzan Holt	End
	Roe Campbell	Back
	Roy Striegel	Guard
	Rufe Clayton	Back
1924	Roe Campbell	Back

1925	J.G. Lowe	End
1926	John Barnhill	Guard
1927	John Barnhill	Guard
	Dick Dodson	Back
	Dave McArthur	Tackle
1928	Gene McEver	Back
1929	Gene McEver	Back
	Bobby Dodd	Back
	Paul Hug	End
	Fritz Brandt	End
1930	Bobby Dodd	Back
	Harry Thayer	Guard
	Buddy Hackman	Back
1931	Herman Hickman	Guard
	Ray Saunders	Tackle
	Gene McEver	Back
1932	Beattie Feathers	Back
	Van Rayburn	End

ALL-SEC: SECOND & THIRD TEAMS

AP 1933-present; Coaches 1993-present; UPI 1950-1961

Year	Name	Pos.	Team/Award Org.
1933	J.B. Ellis	Guard	2nd (AP)
1934	Howard Bailey	End	2nd (AP)
	Gene Rose	End	2nd (AP)
	Charlie Vaughan	Back	2nd (AP)
1935	Gene Rose	End	2nd (AP)
1936	DeWitt Weaver	Guard	2nd (AP)
1937	George Cafego	Back	2nd (AP)
	Bowden Wyatt	End	3rd (AP)
1938	Leonard Coffman	Back	2nd (AP)
	Ed Molinski	Guard	3rd (AP)
	Babe Wood	Back	3rd (AP)
1939	Sam Bartholomew	Back	2nd (AP)
	Bob Suffridge	Guard	2nd (AP)
1940	John Butler	Back	2nd (AP)
	Edward Cifers	End	2nd (AP)
	Ed Molinski	Guard	2nd (AP)
1941	Ray Graves	Center	3rd (AP)
1942	Bob Cifers	Back	2nd (AP)
	Dick Huffman	Tackle	3rd (AP)
1944	Bill Bevis	Back	2nd (AP)
	Russ Morrow	Center	3rd (AP)
1945	Buster Stephens	Back	2nd (AP)
	Bill Bevis	Back	3rd (AP)
	Buddy Pike	End	3rd (AP)
1946	Frank Hubbell	End	2nd (AP)
	Dick Huffman	Tackle	2nd (AP)
	Walter Slater	Back	3rd (AP)
1947	Denver Crawford	Tackle	3rd (AP)
1948	Hal Littleford	Back	2nd (AP)
	Jim Powell	End	2nd (AP)
1949	Ted Daffer	Guard	3rd (AP)
1950	Hank Lauricella	Back	2nd (AP, UPI)
	Bud Sherrod	End	2nd (UPI)
	Jack Stroud	Tackle	3rd (UPI)
1951	Andy Kozar	Back	2nd (AP, UPI)
	Gordon Polofsky	Center/Back	2nd (AP, UPI)
	Bert Rechichar	Back	2nd (AP, UPI)
	Bob Davis	Center	3rd (AP)
	John Michels	Guard	3rd (UPI)
1952	Howard Payne	Back	3rd (AP, UPI)
	Jim Haslam	Tackle	2nd (AP)
	Moose Barbish	LB	3rd (AP)
1953	Roger Rotroff	End	3rd (AP, UPI)
	Bob Fisher	Tackle	2nd (AP)
	Roger Rotroff	End	2nd (AP, UPI)
	Jimmy Wade	Back	2nd (AP, UPI)
1954	Mack Franklin	End	3rd (AP, UPI)
	Darris McCord	Tackle	2nd (AP)
1955	Charles Rader	Tackle	2nd (AP)
1956	Bubba Howe	Center	2nd (UPI)
	Roger Urbano	End	2nd (UPI), 3rd (AP)
1957	Tommy Bronson	Back	3rd (UPI)
	Jim Smelcher	Tackle	3rd (UPI)
1958	Bobby Urbano	Guard	2nd (UPI), 3rd (AP)
1959	Cotton Letner	End	3rd (UPI)
	Bill Majors	Back	3rd (UPI)
1960	Glenn Glass	Back	2nd (UPI)
	Cotton Letner	End	2nd (UPI)
	Jim Cartwright	Back	3rd (AP)
	Mike Lasorsa	T	3rd (AP)
	Mike Lucci	End	3rd (AP)
1961	Mallon Faircloth	Back	2nd (AP), 3rd (UPI)
	Mike Lucci	C	2nd (UPI)

1962	Steve DeLong	T	2nd (AP)
	Frank Emanuel	LB	2nd (AP)
	Mallon Faircloth	Back	2nd (UPI)
1965	Tom Fisher	LB	2nd (AP)
	Bobby Gratz	G	2nd (AP)
1966	Doug Archibald	LB	2nd (AP)
	Austin Denny	End	2nd (AP)
	Charlie Fulton	RB	2nd (AP)
	Bobby Morel	MG	2nd (AP)
	Dewey Warren	QB	2nd (AP)
1967	Walter Chadwick	FB	2nd (AP)
	Richmond Flowers	WR	2nd (AP)
	Elliott Gammage	T	2nd (AP)
	Mike Jones	DB	2nd (AP)
	Steve Kiner	LB	2nd (AP)
	Karl Kremser	PK	2nd (AP)
1968	Nick Showalter	End	2nd (AP)
	Ken DeLong	End	2nd (AP)
	Richmond Flowers	HB	2nd (AP)
	Neal McMeans	End	2nd (AP)
	Jim Weatherford	DB	2nd (AP)
1969	Dick Williams	T	2nd (AP)
	Tim Priest	DB	2nd (AP)
	Frank Yanosy	T	2nd (AP)
1970	Tim Priest	DB	2nd (AP)
1971	Bill Emendorfer	C	2nd (AP)
	Conrad Graham	DB	2nd (AP)
	Jackie Walker	LB	2nd (AP)
	Curt Watson	RB	2nd (AP)
1972	Art Reynolds	LB	2nd (AP)
	Haskel Stanback	RB	2nd (AP)
1973	Haskel Stanback	RB	2nd (AP)
1974	Stanley Morgan	RB	2nd (AP)
	Robert Pulliam	DT	2nd (AP)
1975	Ron McCartney	DE	2nd (AP)
	Stanley Morgan	RB	2nd (AP)
	Tommy West	TE	2nd (AP)
1976	Stanley Morgan	WR	2nd (AP)
	Robert Shaw	C	2nd (AP)
1977	Brent Watson	OT	2nd (AP)
	Reggie Harper	TE	2nd (AP)
1978	Reggie Harper	TE	2nd (AP)
	Tim Irwin	OT	2nd (AP)
1979	Craig Puki	LB	2nd (AP)
	Alan Duncan	PK	2nd (AP)
1980	Anthony Hancock	WR	2nd (AP)
	Reggie Harper	TE	2nd (AP)
	Lee North	C	2nd (AP)
1981	Bill Bates	DB	2nd (AP)
	Jimmy Colquitt	P	2nd (AP)
	Anthony Hancock	WR	2nd (AP)
1982	Mike Cofer	DE	2nd (AP)
	Jimmy Colquitt	P	2nd (AP)
1983	Bill Mayo	OG	2nd (AP)
	Glenn Streno	C	2nd (AP)
	Alvin Toles	LB	2nd (AP)
1984	Tim McGee	WR	2nd (AP)
	Fuad Reveiz	PK	2nd (AP)
1986	Dale Jones	LB	2nd (AP)
	Bruce Wilkerson	OT	2nd (AP)
	Harry Galbreath	OG	2nd (AP)
	William Howard	RB	2nd (AP)
	Reggie Cobb	RB	2nd (AP)
1987	Keith DeLong	LB	2nd (AP)
	Bob Garmon	P	2nd (AP)

GENERAL

STAFF

PLAYERS

REVIEW

HISTORY

HONORS

VOLMANAC

RECORDS



HONORS

	Kelly Ziegler	LB	2nd (AP)		Eddie Moore	LB	2nd (Coaches)
1988	Jeff Francis	QB	2nd (AP)		Will Ofenheusle	OG	2nd (Coaches)
	Eric Still	OG	2nd (AP)	2003	Rashad Baker	DB	2nd (AP)
	Preston Warren	DB	2nd (AP)		Kevin Burnett	LB	2nd (Coaches)
	Thomas Woods	WR	2nd (AP)		Cedric Houston	RB	2nd (Coaches)
1989	Charles McRae	OT	2nd (AP)		Michael Munoz	OT	2nd (Coaches)
	Preston Warren	DB	2nd (AP)		Kevin Simon	LB	2nd (AP, Coaches)
	Thomas Woods	WR	2nd (AP)		Scott Wells	C	2nd (AP)
1990	Earnest Fields	LB	2nd (AP)		Gibril Wilson	DB	2nd (AP, Coaches)
	Alvin Harper	WR	2nd (AP)	2004	Jason Allen	DB	2nd (AP)
	Andy Kelly	QB	2nd (AP)		Dustin Colquitt	P	2nd (AP, Coaches)
	Charles McRae	OT	2nd (AP)		Omar Gaither	LB	2nd (Coaches)
1991	Darryll Hardy	LB	2nd (AP)		Parys Haralson	DE	2nd (AP)
	Andy Kelly	QB	2nd (AP)		Cedric Houston	RB	2nd (Coaches)
1993	John Becksvoort	PK	2nd (Coaches)		Jesse Mahelona	DT	2nd (Coaches)
	Cory Fleming	WR	2nd (AP)		Michael Munoz	OT	2nd (Coaches)
	Charlie Garner	RB	2nd (AP, Coaches)	2005	Jason Hall	DE	2nd (AP)
	Jason Parker	DB	2nd (AP, Coaches)		Omar Gaither	LB	2nd (Coaches)
	Ben Talley	LB	2nd (AP)		Parys Haralson	DE	2nd (AP, Coaches)
	James Wilson	DE	2nd (AP, Coaches)		Justin Harrell	DT	2nd (AP)
1994	Jason Layman	OT	2nd (AP, Coaches)		Kevin Simon	LB	2nd (AP, Coaches)
	Bubba Miller	C	2nd (AP)	2006	Jonathan Hefney	DB	2nd (AP, Coaches)
	Jason Parker	DB	2nd (AP, Coaches)		Jonathan Wade	DB	2nd (AP, Coaches)
	Jeff Smith	OG	2nd (AP, Coaches)	2007	Eric Berry	DB	2nd (AP, Coaches)
	James Stewart	RB	2nd (AP, Coaches)		Britton Colquitt	P	2nd (AP, Coaches)
	Ben Talley	LB	2nd (AP, Coaches)		Arian Foster	RB	2nd (AP)
1995	Shane Burton	DT	2nd (AP, Coaches)		Daniel Lincoln	PK	2nd (AP, Coaches)
	Jay Graham	RB	2nd (AP, Coaches)		Rico McCoy	LB	2nd (AP, Coaches)
	Scott Galyon	LB	2nd (AP)		Lucas Taylor	WR	2nd (AP)
	Jeff Hall	PK	2nd (AP)		Eric Young	OT	2nd (AP)
	Leonard Little	DE	2nd (AP)	2008	Robert Ayers	DE	2nd (AP)
	Peyton Manning	QB	2nd (AP)		Anthony Parker	OG	2nd (AP, Coaches)
	Bubba Miller	OG	2nd (Coaches)		Rico McCoy	LB	2nd (Coaches)
	Jeff Smith	C	2nd (AP)	2009	Montario Hardesty	RB	2nd (AP, Coaches)
1996	Terry Fair	KR/DB	2nd (AP)		Rico McCoy	LB	2nd (AP, Coaches)
	Jay Graham	RB	2nd (Coaches)		Chris Scott	OT	2nd (AP, Coaches)
	Jeff Hall	PK	2nd (AP)		Dan Williams	DT	2nd (Coaches)
	Peyton Manning	QB	2nd (AP, Coaches)	2010	Janzen Jackson	DB	2nd (Coaches)
1997	Jonathan Brown	DE	2nd (Coaches)		Malik Jackson	DT	2nd (AP)
	Terry Fair	DB	2nd (AP)		Prentiss Waggner	DB	2nd (AP)
	Jamal Lewis	RB	2nd (AP, Coaches)	2011	Malik Jackson	DL	2nd (Coaches)
	Leonard Little	LB	2nd (Coaches)		Da'Rick Rogers	WR	2nd (Coaches)
	Marcus Nash	WR	2nd (Coaches)	2012	Justin Hunter	WR	2nd (AP, Coaches)
	Trey Teague	C	2nd (Coaches)		A.J. Johnson	LB	2nd (Coaches)
	Al Wilson	LB	2nd (AP)		Cordarrelle Patterson	KR	2nd (Coaches)
1998	Chad Clifton	OT	2nd (AP, Coaches)		Mychal Rivera	TE	2nd (AP)
	Cosey Coleman	OG	2nd (Coaches)		Antonio Richardson	OL	2nd (AP)
	Dwayne Goodrich	DB	2nd (AP, Coaches)		Dallas Thomas	OL	2nd (AP, Coaches)
	Peerless Price	WR	2nd (AP, Coaches)	2013	Ja'Wuan James	OL	2nd (AP)
	Darwin Walker	DT	2nd (Coaches)		Antonio Richardson	OL	2nd (AP, Coaches)
1999	Chad Clifton	OT	2nd (Coaches)		Michael Palardy	K	2nd (Coaches)
	Dwayne Goodrich	DB	2nd (AP)		Michael Palardy	P	HM (AP)
	Jamal Lewis	RB	2nd (AP, Coaches)	2014	Derek Barnett	DL	2nd (AP, Coaches)
	Cedrick Wilson	WR	2nd (AP)		Curt Maggitt	LB	2nd (AP)
2000	Andre Lott	DB	2nd (AP, Coaches)		A.J. Johnson	LB	HM (AP)
	Eric Westmoreland	LB	2nd (AP)	2015	Evan Berry	AP	2nd (AP)
	Cedrick Wilson	WR	2nd (AP, Coaches)		Derek Barnett	DL	2nd (AP, Coaches)
2001	Albert Haynesworth	DT	2nd (AP)		Jalen Hurd	RB	2nd (AP, Coaches)
	Will Overstreet	DE	2nd (AP)		Kyler Kerbyson	OL	2nd (AP)
	Donte' Stallworth	WR	2nd (Coaches)		Jalen Reeves-Maybin	LB	2nd (AP)
	Kelley Washington	WR	2nd (Coaches)		Dylan Wiesman	OL	2nd (AP)
2002	Rashad Baker	DB	2nd (AP)	2016	Evan Berry	KR	2nd (Coaches)
	Julian Battle	DB	2nd (AP)		Joshua Dobbs	QB	2nd (AP, Coaches)
	Dustin Colquitt	P	2nd (AP)				

SEC AWARDS

■ SEC ATHLETE OF THE YEAR


LARRY SEIVERS
1976-77 /// Football



TODD HELTON
1994-95 /// Baseball/Football



PEYTON MANNING
1997-98 /// Football



■ SEC PLAYER OF THE YEAR

Each year since 1933 the coaches of the Southeastern Conference select the most valuable player in a poll. Note: Formerly conducted by The Nashville Banner from 1933 to 1997. Currently the award is presented by the SEC office.

1933	Beattie Feathers (Back)
1938	George Cafego (Back)
1939	Bob Foxx (Back)
1955	Johnny Majors (Back)
1956	Johnny Majors (Back)
1983	Reggie White (Defensive Tackle)
1993	Heath Shuler (Quarterback)
1997	Peyton Manning (Quarterback)
2008	Eric Berry (Defensive Back)
2015	Evan Berry (Special Teams)

■ SEC COACH OF THE YEAR

The SEC Coach of the Year awards have been chosen by three organizations since 1935. The Nashville Banner award was chosen by the league coaches from 1935-97 and is currently presented by the SEC office. United Press International chose a coach of the year from 1960-90. The Associated Press has chosen a league coach of the year since 1946.

1936	Robert R. Neyland (Coaches)
1938	Robert R. Neyland (Coaches)
1944	John Barnhill (Coaches)
1950	Robert R. Neyland (Coaches)
1951	Robert R. Neyland (AP)
1956	Bowden Wyatt (AP, Coaches)
1965	Doug Dickey (Coaches)
1967	Doug Dickey (AP, UPI & Coaches)
1985	Johnny Majors (AP, UPI & Coaches)
1998	Phillip Fulmer (AP, Coaches)

■ JACOBS BLOCKING TROPHY

Since 1935 this award has been given annually by the family of Dr. W.P. Jacobs of Clinton, S.C., to the outstanding blocker in the Southeastern Conference based on a poll of the coaches.

1938	Sam Bartholomew (Blocking Back)
1939	Sam Bartholomew (Blocking Back)
1944	Billy Bevis (Blocking Back)
1945	Billy Bevis (Blocking Back)
1951	Jimmy Hahn (Blocking Back)
1952	John Michels (Guard)
1956	Stockton Adkins (Blocking Back)
1957	Stockton Adkins (Blocking Back)
1959	Jim Cartwright (Blocking Back)
1960	Jim Cartwright (Blocking Back)
1965	Hal Wantland (Wingback)
1967	Bob Johnson (Center)
1969	Chip Kell (Guard)
1970	Chip Kell (Guard)
1987	Harry Galbreath (Guard)
1989	Eric Still (Guard)
1990	Antone Davis (Tackle)
2006	Arron Sears (Tackle)

FRESHMEN AWARDS

Vols who earned national & conference honors their rookie years

■ SEC ALL-FRESHMAN TEAM

1986-Present /// First team selections only

Bold indicates SEC Freshman of the Year selection
Knoxville News Sentinel 1986-2004; Coaches 1999-Present; Sporting News 2005-2009

Year	Name	Pos.	Award Org.
1986	Terrence Cleveland	WR	
	Milton Gordon	LB	
	Thomas Woods	RS	
1987	Kelly Days	DB	
	Alvin Harper	WR	
	Charles McRae	DL	
	Robbin Perry	OL	
1988	Shazzon Bradley	DL	
	Earnest Fields	LB	
	John Fisher	OL	
	Chip McCallum	PK	
1989	Carl Pickens	DB	
	Chuck Webb	RB	
1990	Joey Chapman	P	
1991	John Becksvoort	PK	
	James Stewart	RB	
	Aaron Hayden	RB	
1992	Jeff Smith	OL	
	Bubba Miller	OL	
	Jason Parker	DB	
	Shawn Summers	RS	
1993	Raymond Austin	DB	
	Leland Taylor	DL	
1994	Terry Fair	DB	
	Payton Manning*	QB	
	Robert Poole	OL	
1995	Ron Green	DL	
	Jeff Hall	PK	
1996	Billy Ratliff	DT	
	Spencer Riley	OG	
1997	Cosey Coleman	OT	
	Jamal Lewis*	RB	
1999	Albert Haynesworth	DT	Coaches, KNS
	Leonard Scott	KR	KNS
2000	Rashad Baker	DB	Coaches, KNS
	Casey Clausen	QB	KNS
	Michael Munoz	OT	Coaches, KNS
	Scott Wells	C	Coaches
2001	Dustin Colquitt	P	Coaches, KNS
	Kelley Washington	WR	Coaches, KNS
2002	Parys Haralson	DE	KNS
2003	Corey Campbell	DB	Coaches, KNS
	Arron Sears	OT	Coaches, KNS
	Antwan Stewart	DB	KNS
2004	Jayson Swain	WR	KNS
	James Wilhoit	PK	Coaches, KNS
	Erik Ainge	QB	Coaches, KNS
2005	Roshawn Fellows	DB	Coaches, KNS
	Jonathan Hefney	DB	Coaches, KNS
	Arian Foster	RB	Coaches
2006	Ramon Foster	OG	Coaches
	Demetrice Morley	DB	SN
	LaMarcus Coker	RB	Coaches, SN
2007	Rico McCoy	LB	Coaches
	Josh McNeil	OL	Coaches, SN
	Eric Berry	DB	Coaches, SN
2008	Daniel Lincoln	PK	Coaches, SN
	Denarius Moore	WR	Coaches
	Daryl Vereen	LB	Coaches
2009	Aaron Douglas	OT	Coaches, SN
	Herrman Lathers	LB	Coaches, SN
2010	Justin Hunter	WR	Coaches
	Ja'Wuan James	OT	Coaches
	John Propst	LB	Coaches
	Jacques Smith	DE	Coaches
2011	Marcus Jackson	OL	Coaches
	A.J. Johnson	LB	Coaches

	Curt Maggitt	LB	Coaches
	Brian Randolph	DB	Coaches
2012	LaDarrell McNeil	DB	Coaches
2013	Marquez North	WR	Coaches
	Cameron Sutton	DB	Coaches
2014	Derek Barnett	DL	Coaches
	Todd Kelly Jr.	DB	Coaches
	Jashon Robertson	OL	Coaches
2015	Chance Hall	OL	Coaches
	Darrin Kirkland Jr.	LB	Coaches
2016	Nigel Warrior	DB	Coaches

FRESHMAN ALL-AMERICANS

Year	Name	Pos.	Award Org.
1977	Reggie Harper	TE	1st (TSN)
1978	Lee North	C	2nd (FBN)
1981	Ricky Holt	OLB	1st (FBN)
1983	Dale Jones	LB	1st (FBN)
1985	Bryan Kimbro	OLB	1st (FBN)
	Keith Davis	RB	2nd (FBN)
1986	Milton Gordon	ILB	1st (FBN)
	Terence Cleveland	WR	2nd (FBN)
	Marion Hobby	DE	2nd (FBN)
1987	Reggie Cobb	RB	1st (FBN)
	Antone Davis	OL	1st (FBN)
	Charles McRae	T	1st (FBN)
1991	Aaron Hayden	RB	1st (FBN)
	Raymond Austin	DB	1st (FBN)
1997	Jamal Lewis	RB	1st (TSN)
1999	Albert Haynesworth	DT	1st (TSN)
	Leonard Scott	WR	1st (TSN)
2000	Rashad Baker	DB	3rd (TSN)
	Casey Clausen	QB	3rd (TSN)
	Michael Munoz	OT	1st (Rivals), 2nd (TSN)
	Scott Wells	C	3rd (TSN)
2001	Kelley Washington	WR	1st (FWAA, TSN)
2003	James Wilhoit	PK	1st (FWAA/Scripps), 2nd (TSN)
2004	Roshawn Fellows	DB	1st (FWAA/Scripps, TSN, Rivals)
	Erik Ainge	QB	2nd (TSN, Rivals)
	Jonathan Hefney	DB	2nd (TSN, Rivals)
2005	Britton Colquitt	P	3rd (CFN)
	Arian Foster	RB	2nd (Rivals), HM (TSN)
2006	Demetrice Morley	DB	2nd (Rivals)
	Josh McNeil	C	1st (Rivals), 2nd (CFN)
2007	LaMarcus Coker	TB	2nd (Rivals)
	Rico McCoy	LB	3rd (CFN)
2009	Eric Berry	DB	1st (FWAA, TSN, Rivals, CFN)
	Daniel Lincoln	PK	2nd (Rivals), HM (TSN, CFN)
2009	Aaron Douglas	OT	1st (FWAA, TSN, S), 2nd (CFN)
2010	James Stone	OL	1st (FWAA, TSN), 2nd (Rivals)
2011	A.J. Johnson	LB	1st (FWAA, TSN, FSN, Y, S)
	Marcus Jackson	OL	1st (S, Y)
	Curt Maggitt	LB	3rd (S)
	Brian Randolph	DB	2nd (Y), 3rd (S)
2013	Marquez North	WR	2nd (247), 3rd (Ath), HM (CFN)
	Cameron Sutton	DB	2nd (247), 2nd (Ath) 2nd (CFN)
	Derek Barnett	DL	1st (247, Ath, CI, ESPN, FWAA, Scout, TSN)
2014	Evan Berry	KR	3rd (Ath)
	Jason Robertson	OL	1st (ESPN, Steele), 2nd (Ath)
2015	Chance Hall	OL	1st (TSN)

SEC WEEKLY HONORS

AP & UPI awarded the Southeast players of the week from 1973-87; SEC office began awarding players of the week in 1984. Honor is SEC-given unless otherwise notified.

Year	Name	Pos.	Date	Honor (Org.)
1973	Eddie Brown	DB	Oct. 6	Defense (UPI)
	Condredge Holloway	QB	Sept. 15	Off. (AP/UPI)
	Stanley Morgan	WB	Oct. 13	Offense (AP)
	Hank Walter	LB	Oct. 27	Offense (UPI)
1974	Condredge Holloway	QB	Sept. 29	Def. (AP/UPI)
	Stanley Morgan	WB	Oct. 26	Back (AP/UPI)
1975	Stanley Morgan	WB	Nov. 9	Off./Def. (UPI)
	Larry Seivers	SE	Nov. 23	Back (AP)
1976	Randy Wallace	QB	Sept. 13	Off. (AP/UPI)
	Andy Spiva	LB	Sept. 27	Offense (UPI)
1977	Jim Noonan	MG	Nov. 1	Offense (UPI)
	Roland James	DB	Nov. 25	Lineman (AP)
1978	Jimmy Streater	QB	Nov. 18	Defense (UPI)
	Hubert Simpson	TB	Nov. 4	Back (AP)
1979	Jimmy Streater	QB	Nov. 10	Offense (UPI)
			Sept. 22	Offense (UPI)
1980	Jeff Olszewski	QB	Sept. 29	Back (AP)
	Danny Spradlin	LB	Sept. 27	Back (AP)
1981	Reggie White	DT	Nov. 29	Lineman (AP)
	Alan Cockrell	QB	Oct. 10	Lineman (UPI)
1982	Willie Gault	WR	Oct. 16	Offense (UPI)
			Oct. 9	Lineman (AP)
1983	Alan Cockrell	QB	Oct. 16	Lineman (AP)
	Johnnie Jones	QB	Oct. 15	Back (AP/UPI)
1984	Reggie White	DT	Oct. 22	Back (AP)
	Johnnie Jones	TB	Nov. 26	Back (AP)
1985	Tim McGee	WR	Oct. 8	Lineman (AP)
	Tony Robinson	QB	Sept. 1	Back (AP)
1986	Tony Robinson	QB	Sept. 15	Offense (UPI)
	Chris White	DB	Dec. 1	Back (AP)
1987	Daryl Dickey	QB	Sept. 14	Offense (UPI)
	Dale Jones	LB	Sept. 14	Defense
1988	Kelly Ziegler	LB	Nov. 23	Off. (AP/UPI)
	Kelly Ziegler	LB	Oct. 26	Lineman (UPI)
1989	Reggie Cobb	TB	Nov. 30	Defense (AP)
	Keith DeLong	LB	Nov. 22	Defense (AP)
1990	Michael Whitehead	DL	Nov. 14	Offense (AP)
	Keith DeLong	LB	Sept. 26	Defense (AP)
1991	Jeff Francis	QB	Nov. 21	Defense (UPI)
	Reggie Cobb	TB	Oct. 15	Defense
1992	Marion Hobby	DE	Nov. 19	Defense
	Chuck Webb	TB	Nov. 19	Offense
1993	Dale Carter	DB	Nov. 19	Offense
	Earnest Fields	LB	Nov. 19	Offense
1994	Tavio Henson	TB	Nov. 19	Offense
	Andy Kelly	QB	Nov. 19	Offense
1995	Carl Pickens	WR	Nov. 19	Offense
	Tony Thompson	TB	Nov. 19	Offense
1996	Darryl Hardy	LB	Nov. 19	Offense
	Andy Kelly	QB	Nov. 19	Offense
1997	Carl Pickens	WR	Nov. 19	Offense
	Shon Walker	LB	Nov. 19	Offense
1998	Jason Parker	DB	Nov. 19	Defense
	Charlie Garner	TB	Nov. 20	Offense
1999	James Shuler	QB	Nov. 20	Offense
	Heath Stewart	TB	Sept. 25	Offense
2000	Ben Talley	DE	Sept. 10	Offense
	Shane Burton	DT	Nov. 26	Defense
2001	Peyton Manning	QB	Nov. 26	Defense
	Jay Graham	TB	Oct. 14	Defense
2002	Leonard Little	DE	Oct. 7	Offense
	Peyton Manning	QB	Oct. 26	Offense
2003	Leonard Little	DE	Oct. 3	Defense
	Peyton Manning	QB	Oct. 12	Offense
2004	Dwayne Goodrich	DB	Nov. 2	Offense
	Jamal Lewis	TB	Nov. 29	Defense
2005	Leonard Little	DE	Oct. 11	Offense
	Peyton Manning	QB	Oct. 11	Offense
2006	Shaun Ellis	DE	Sept. 6	Defense
	Deon Grant	DB	Sept. 6	Defense
2007	Tee Martin	QB	Nov. 8	Offense
	Shaun Ellis	DE	Oct. 3	Defense
2008	Deon Grant	DB	Oct. 30	Defense
	Tee Martin	QB	Oct. 30	Defense
2009	John Henderson	DT	Oct. 21	Defense
	Travis Henry	TB	Oct. 21	Defense
2010	Casey Clausen	QB	Oct. 30	Offense
	Travis Stephens	TB	Oct. 20	Offense
2011	Kelley Washington	WR	Sept. 8	Offense
	Jabari Davis	TB	Dec. 1	Offense
2012	Alex Walls	PK	Sept. 29	Offense
	Casey Clausen	QB	Oct. 7	Offense
2013	Dustin Colquitt	P	Nov. 25	Special Teams
	Jabari Davis	TB	Oct. 25	Offense
2014	Mark Jones	RS	Sept. 6	Special Teams
	Derrick Winsley	RS	Sept. 27	Special Teams
2015	Gibril Tinsley	DB	Sept. 27	Special Teams
	Kevin Burnett	LB	Sept. 20	Offense
2016	Rick Clausen	QB	Nov. 22	Special Teams
	Jason Hall	DE	Nov. 8	Special Teams
2017	Parys Haralson	DE	Nov. 29	Defense
	Jesse Mahelona	DT	Sept. 18	Defense
2018	Turk McBride	DT	Nov. 27	Defense
	Michael Munoz	OT	Oct. 16	Defense
2019	Jason Respert	C	Nov. 6	Defensive Line
	Rob Smith	OG	Oct. 23	Defensive Line
2020	James Wilhoit	PK	Sept. 5	Offensive Line
	Rick Clausen	QB	Oct. 9	Offensive Line
2021	Arian Foster	TB	Nov. 20	Offensive Line
	Justin Harrell	DT	Sept. 18	Special Teams
2022	Arron Sears	OT	Sept. 27	Offense
	Turk McBride	DT	Nov. 28	Freshman
2023	Arron Sears	OT	Dec. 6	Defense
	Jonathan Wade	DB	Oct. 3	Offensive Line
2024	James Wilhoit	PK	Nov. 25	Defensive Line
	Eric Berry	DB	Nov. 25	Defensive Line
2025	Daniel Lincoln	PK	Sept. 23	Offensive Line
	Jerod Mayo	LB	Oct. 28	Defense
2026	Josh McNeil	C	Nov. 18	Special Teams
	Dennis Rogan	KR	Sept. 30	Special Teams
2027	Eric Berry	DB	Nov. 18	Special Teams
	Eric Berry	DB	Nov. 18	Special Teams
2028	Gerald Jones	KR	Nov. 22	Freshman
	Chris Scott	OT	Nov. 24	Freshman
2029	Daniel Lincoln	PK	Oct. 27	Special Teams
	Jerod Mayo	LB	Oct. 27	Special Teams
2030	Josh McNeil	C	Nov. 24	Defense
	Dennis Rogan	KR	Oct. 13	Offensive Line
2031	Eric Berry	DB	Nov. 17	Special Teams
	Eric Berry	DB	Oct. 20	Defense
2032	Gerald Jones	KR	Nov. 24	Defense
	Chris Scott	OT	Dec. 1	Special Teams
2033	Chris Scott	OT	Sept. 15	Offensive Line

GENERAL
STAFF
PLAYERS
REVIEW
HISTORY
HONORS
VOLMANAC
RECORDS



HONORS

2009	Wes Brown	DT	Nov. 23	Defensive Line
	Jonathan Crompton	QB	Oct. 12	Offense
	Aaron Douglas	OT	Nov. 9	Offensive Line
	Janzen Jackson	DB	Nov. 2	Freshman Def.
	Chris Scott	OT	Sept. 7	Offensive Line
2010	Tyler Bray	QB	Nov. 6	Freshman
			Nov. 13	Freshman
			Nov. 27	Freshman
	Gerald Williams	DE	Nov. 20	Defensive Line
2011	Tyler Bray	QB	Sept. 10	Offense
	A.J. Johnson	LB	Oct. 22	Freshman
	Malik Jackson	DT	Nov. 19	Defensive Line
	Curt Maggitt	LB	Nov. 19	Freshman
2012	Zach Fulton	OL	Sept. 3	Offensive Line
	Cordarrelle Patterson	KR	Oct. 15	Special Teams
	Tyler Bray	QB	Nov. 5	Offense
2013	Brian Randolph	DB	Sept. 9	Defense
	Michael Palardy	K/P	Oct. 21	Special Teams
	Ja'Wuan James	OL	Dec. 2	Offensive Line
	Corey Miller	DL	Dec. 2	Defensive Line

2014	Jalen Hurd	TB	Sept. 8	Freshman
	Joshua Dobbs	QB	Nov. 3	Offense
	Derek Barnett	DE	Nov. 17	Defensive Line
	Cameron Sutton	PR	Dec. 1	Special Teams
2015	Kyler Kerbyson	OT	Sept. 7	Offensive Line
			Nov. 30	Offensive Line
	Preston Williams	WR	Sept. 21	Freshman
	Joshua Dobbs	QB	Oct. 12	Offense
	Evan Berry	KR	Nov. 2	Special Teams
	Darrin Kirkland Jr.	LB	Nov. 9	Freshman
	Coleman Thomas	C	Nov. 23	Offensive Line
2016	Micah Abernathy	DB	Sept. 12	Defense
	Derek Barnett	DE	Sept. 26	Defensive Line
			Oct. 3	Defense
			Oct. 17	Defensive Line
			Nov. 21	Defense
	Joshua Dobbs	QB	Sept. 26	Offense
	Riley Lovingood	LS	Oct. 3	Special Teams

SEC HONORS BY THE NUMBERS

■ FIRST TEAM

177

>> Tennessee's individual All-SEC First Team selections, who have been honored a total of 356 times.

52

>> Vols who have earned multiple All-SEC First Team selections, four of which who have been recognized three times.

7

>> Most All-SEC selections in one season, which has happened four times: 1991, 95, 97 & 99.

47

>> Most consecutive years in which at least one Vol has been named First Team All-SEC (1963-2009).

■ SECOND TEAM

193

>> Tennessee's individual All-SEC Second Team selections, who have been honored a total of 271 times.

35

>> Vols who have earned multiple All-SEC Second Team selections, two of which who have been recognized three times.

8

>> Most All-SEC selections in one season: 1995.

24

>> Most consecutive years in which at least one Vol has been named Second Team All-SEC (1993-present)

■ FRESHMAN TEAM

78

>> Tennessee's individual All-SEC Freshman Team selections.

14

>> UT offensive linemen who have earned All-SEC Freshman Team honors, more than any other position by a Vol.

5

>> Most All-SEC selections in one season: 2003.

18

>> Most consecutive seasons in which at least one Vol has been named Freshman Team All-SEC, which is currently active (1999-present).

■ WEEKLY HONORS

4

>> Most consecutive weeks at least one Vol has earned weekly SEC honors: 1996 (Oct. 3-Nov. 2).

5

>> Most career weekly awards by a Vol, accomplished by Tyler Bray and Derek Barnett.

11

>> Most SEC weekly honors in one season: 2004.

4

>> Most individual weeks a Vol has earned an SEC weekly award in one season: Derek Barnett in 2016.



Tyler Bray earned three SEC Freshman of the Week awards in four regular-season starts in 2010.



Derek Barnett was a two-time SEC Defensive Player of the Week for the Vols, both coming in 2016.

TENNESSEE SPORTS HALL OF FAME

The Tennessee Sports Hall of Fame is a non-profit corporation founded to honor the outstanding achievements of Tennesseans in the realm of sports. Listed below are UT's more than 100 all-time representatives who have been inducted into the Tennessee Sports Hall of Fame since its founding in 1966.

1966	Doug Atkins (Football 1949-51, Basketball 1951) *George Cafego (Football 1937-39, Asst. Coach 1955-84, Head Baseball Coach 1958-62) *Bobby Dodd (Football 1928-30) *Beattie Feathers (Football 1931-33) *Herman Hickman (Football 1929-31) The Majors Family: *Mr. and Mrs. Shirley Majors, *Bill (Football 1958-60, Asst. Coach 1963-65), Bob (Football 1969-71), John (Football 1954-56, Assistant Coach 1957-59, Head Football Coach 1977-92), Joe & Larry *General Robert Neyland (Assistant Coach 1925, Head Football Coach 1926-34, 1936-40, 1946-52, Athletics Director 1952-62)
1967	*Nathan Dougherty (Football 1906-08) *Gene McEver (Football 1928-29, 31) Lindsey Nelson (Vol Network Announcer 1949-50)
1968	*John Barnhill (Football 1925-27, Asst. Coach 1931-40, Head Football Coach 1941-45) *Bob Foss (Football 1938-40, Vol Network Color Announcer 1952-67)
1969	Bob Woodruff (Football 1936-38, Asst. Coach, 1939, 1941, 1961-62, Athletics Dir. 1963-85)
1970	*Bob Suffridge (Football 1938-40) *Nash Buckingham (Football 1901-02)
1971	*Tommy Bridges (Baseball 1927-29)
1972	*Bowden Wyatt (Football 1936-38, Head Football Coach 1955-62)
1973	*Mickey O'Brien (Head Athletic Trainer 1938-41, 1945-72)
1974	*Buddy Hackman (Football 1928-30)
1979	Dr. Andrew J. Kozar (Football 1950-52)
1980	William M. (Bill) Johnson (Football 1955-57) Claudette Riley Sisk (Majorette) Murray Warmath (Football 1932-34)
1981	Edward Bailey (Baseball 1948)
1982	Francis E. (Hank) Lauricella (Football 1949-51)
1983	Ed Cifers (Football 1938-40)
1984	A.W. Davis (Assistant Basketball Coach 1963-65)
1985	Robert G. Cifers (Football 1941-42) Bob Johnson (Football 1965-67) Ray Mears (Head Basketball Coach 1963-77)
1986	*Samuel W. (Sam) Bartholomew (Football 1937-39) Thomas G. (Tommy) Bartlett (Basketball 1950-52, Assistant Coach (1962-66) James A. (Jim) Haslam II (Football 1950-52) Houston Herndon (Football 1927-29)
1987	Ernie Grunfeld (Basketball 1973-77) Harold Johnson (Football 1948-50) Phillip Beene (Football 1928-30)
1988	Ray Bussard (Head Swimming & Diving Coach 1968-88)
1989	*Tom Elam (UT Athletics Board Member) Steve DeLong (Football 1962-64) *Rex Dockery (Football 1963, Assistant Coach 1970-71)
1990	Ray Graves (Football 1940-41, Assistant Coach 1944-45) Ralph Hatley (Football 1932-34)
1991	Doug Dickey (Head Football Coach 1964-69, Athletics Director 1985-2003) Hal Littleford (Football 1947-49) John Ward (Vol Network Broadcaster 1965-99)
1992	Pug Pearman (Football 1947, 1949-51) Ike Peel (Football 1939-41, Assistant Coach 1942, 1945-53)
1993	Condredge Holloway (Football 1972-74, Baseball 1973-75)
1994	Bill Anderson (Football 1954-56, Vol Network 1968-98) Gus Manning (UT Administration 1950-Present) *Ed Molinski (Football 1938-40)
1995	Charles Rosenfelder (Football 1966-68) *Abe Shires (Football 1950, 52-53)
1996	Leonard Coffman (Football 1937-39) Bill Wright (Baseball Head Coach 1963-81) Darris McCord (Football 1952-54)
1997	*Johnny Butler (Football 1939-41)

	Ron Widby (Football 1964-66, Basketball 1964-67, Baseball 1965, Golf 1966)
1998	*Louis B. (Farmer) Johnson (Football 1926-28) Steve Kiner (Football 1967-69) Jack (Hacksaw) Reynolds (Football 1967-69)
1999	*Harry Anderson (Basketball 1934-36) John Michels (Football 1950-52) Joe Steffy (Football 1944) Curt Watson (Football 1969-71)
2000	*Phil Dickens (Football 1934-36) Murray Armstrong (Football 1955-59) Frank Emanuel (Football 1963-65, Asst. Coach 1979-81) Stanley Morgan (Football 1973-76) Hooper Eblen (Football 1935)
2001	*Tim Kerin (Trainer 1977-91) Bill Barnes (Football 1937-39) Phillip Fulmer (Football 1969-71, Asst. Coach 1980-91, Head Coach 1992-2008)
2002	*Ken Donahue (Football 1949-50, Assistant Coach 1956-60, 1985-88) *John Mauer (Head Basketball Coach 1939-47, Asst. Football Coach 1939-46, 61-63) Eddie Brown (Football 1971-73) Phil Garner (Baseball 1968-70)
2003	Bob Patterson (Football 1967-69) Chuck Rohe (Head Track Coach 1963-1970, Assistant Football 1964-1970) Pat Summitt (Head Women's Basketball Coach 1974-2012)
2004	Reggie White (Football 1980-83) Holly Warlick (Women's Basketball 1976-80, Assistant Coach 1986-2012, Head Coach 2012-present)
2005	Darwin Bond (Track 1971-74) Richmond Flowers (Football and Track 1966-69) Haywood Harris (Sports Information 1961-2010) Bill Justus (Basketball 1967-69) Ed Murphey (Track 1954-57)
2006	*Ann Baker Furrow (Golf) *Dr. Earl Ramer (Administrative) Rick Honeycutt (Baseball 1973-76)
2007	Kyle "Buddy" Cruze (Football 1955-56) Bernard King (Basketball 1975-77)
2008	Joan Cronan (Administrative 1983-2012) *Dick Huffman (Football 1942-46)
2009	Stan Huntsman (Track Coach 1970-84) Chip Kell (Football 1968-70) Tim Priest (Football 1967-70)
2010	Dale Ellis (Basketball 1980-83) Charley Coffey (Football 1953-55)
2011	Bill Battle (Head Football Coach 1970-76) Tim Irwin (Football 1976-80) *Jackie Walker (Football 1969-71)
2012	*Brig. Gen. Austin Conner Shofner (Football, Wrestling)
2013	Larry Seivers (Football 1974-76) Trey Teague (Football 1994-97)
2014	Bridgette Gordan (Basketball 1985-1989) Paul Naumoff (Football 1964-1966)
2015	Jimmy England (Basketball 1968-71) Jamie Rotella (Football 1971-73)
2016	Canale Brothers: Frank (Football 1962), George (Football 1960-62), *Whit (Football 1962, 64) Conrad Graham (Football 1970-72) Missy Kane (Track & Field 1974-77) Lester McClain (Football 1968-70)
2017	Haskel Stanback (Football 1971-73) Chad Clifton (Football 1995-2000) Al Wilson (Football 1996-98) Willie Gault (Football 1979-82, Track & Field 1979-1983) *Graham Vowell (Football 1914-16, 1921)

* Deceased at time of induction



HALLS OF FAME & OTHER HONORS

PROFESSIONAL HALLS OF FAME

■ PRO FOOTBALL HALL OF FAME

Located in Canton, Ohio

Vol Members:

Doug Atkins, DE (Elected 1982)

Reggie White, DT (Elected 2006)

■ CANADIAN FOOTBALL HALL OF FAME

Located in Hamilton, Ontario

Vol Members:

Dick Huffman, DT (Elected 1987)

Condredge Holloway, QB (Elected 1999)

Ray Nettles, LB (Elected 2005)

NATIONAL AWARDS

■ NCAA SILVER ANNIV. AWARD

Selected by NCAA honoring men who have led distinguished professional careers after illustrious college athletic careers 25 years ago.

1950-52 Andy Kozar, FB (1977)

1965-67 Bob Johnson, C (Selected 1993)

1971-74 John Trembley, Freestyle (Selected 2000)

■ SILVER ANNIV. ALL-AMERICA

Selected by Sports Illustrated honoring successful men who played college football 25 years ago.

1933-35 C.C. Humphreys, End (Selected 1960)

1938-40 Ed Cifers, End (Selected 1965)

REGIONAL AWARDS

■ TOUCHDOWN CLUB OF ATLANTA

Originated in 1938 with the selection of the Southeast Player of the Year.

Players:

1940 Bob Suffridge (Guard)

1956 Johnny Majors (Tailback)

1981 Lee North (Center)

1983 Reggie White (Def. Tackle)

1984 Bill Mayo (Offensive Guard)

1986 Dale Jones (Linebacker)

1991 Dale Carter (Defensive Back)

1997 Peyton Manning (Quarterback)

1998 Al Wilson (Linebacker)

1999 Deon Grant (Defensive Back)

2006 Arron Sears (Offensive Tackle)

2008 Eric Berry (Defensive Back)

2009 Eric Berry (Defensive Back)

Coach:

1998 Phillip Fulmer

1990 Antone Davis (Tackle)

1996 Joey Kent (Wide Receiver)

1998 Al Wilson (Linebacker)

Most Outstanding Back:

1951 Hank Lauricella (Tailback)

1956 Johnny Majors (Tailback)

1997 Peyton Manning (Quarterback)

2000 Travis Henry (Tailback)

■ BIRMINGHAM TD CLUB AWARDS

Originated in 1976 with selection of the outstanding senior football player in the Southeastern Conference. Expanded to include selection of assistant coach of the year.

Outstanding Senior:

1983 Reggie White (Defensive Tackle)

1990 Tony Thompson (Back)

1991 Andy Kelly (Quarterback)

1997 Peyton Manning (Quarterback)

1998 Al Wilson (Linebacker)

Assistant Coach of the Year:

1983 Larry Marmie (Defensive Coordinator)

1985 Ken Donahue (Defensive Coordinator)

1987 Walt Harris (Offensive Coordinator)

1993 David Cutcliffe (Offensive Coordinator)

■ BIRMINGHAM MONDAY MORNING QUARTERBACK CLUB AWARDS

Originated in 1942 with the selection of the SEC's most outstanding back and lineman.

Most Outstanding Lineman:

1950 Ted Daffer (Guard)

1964 Steve DeLong (Guard)

1967 Bob Johnson (Center)

1970 Chip Kell (Guard)

1982 Willie Gault (Wide Receiver)

1983 Reggie White (Tackle)

1989 Eric Still (Guard)

SPRING FOOTBALL AWARDS

■ HARVEY ROBINSON AWARD

Presented each spring to the most-improved offensive player as selected by the coaching staff in honor of Harvey Robinson, former Vol player (1929-32), assistant coach (1946-52, 1960-63) and head coach (1953-54).

1979	OT Tim Irwin	1998	RB Will Bartholomew
1980	WR Mike Miller	1999	OT Will Ofenheule
1981	TE Mike E. Cofer	2000	OT Fred Weary
1982	OT John Mathews		TE Neil Johnson
1983	RB Randall Morris	2001	C Jason Respert
1984	QB Tony Robinson		TE Jason Witten
	TE John Cook	2002	WR Tony Brown
1985	TE Tim Hendrix	2003	OL Cody Douglas
	OT Bruce Wilkerson	2004	OG Rob Smith
1986	TE Tim Hendrix	2005	OT Ramon Foster
	QB Randy Sanders		C David Ligon
1987	RB Reggie Cobb	2006	OT Steven Jones
	OT Eric Still	2007	OT Ramon Foster
1988	C John Fisher	2008	WR Ahmad Paige
	TE Mark Adams		TE Luke Stocker
	FB Greg Amsler	2009	WR Quintin Hancock
1990	WR Lee Wood	2010	OL Dallas Thomas
1991	OG Mike Stowell	2011	C Alex Bullard
1992	WR Rodney Ruth	2012	TB Devrin Young
1993	OG Trey Peterson	2013	C Mack Crowder
1994	TE Scott Pfeiffer	2014	OL Kyle Kerbyson
1995	RB Chester Ford	2015	OL Jashon Robertson
1996	WR Peerless Price	2016	WR Preston Williams
1997	QB Tee Martin/ WR Benjie Shuler	2017	TE Jakob Johnson

■ ANDY SPIVA AWARD

Presented each spring to the most-improved defensive player as selected by the coaching staff in honor of Andy Spiva, outstanding linebacker from 1973-76.

1979	DE Steve Davis	1999	DT John Henderson
1980	LB Mark Burns	2000	DT Edward Kendrick
1981	DT Reggie White		DB Steven Marsh
1982	DT Chris Wampler	2001	LB Eddie Moore
	DE Mike Terry		DB Mark Jones
1983	LB Alvin Toles	2002	DE Karlton Neal
1984	LB Jim Dunkin	2003	DE Jason Hall
1985	DB Tommy Sims		DE Antwan Stewart
1986	LB Tyrone Robinson	2004	DE Turk McBride
1987	LB Mike Kelley	2005	DB Corey Campbell
	LB Keith DeLong		LB Ryan Karl
	DT Marion Hobby	2006	DB Jonathan Wade
1988	MG Charles McRae		DB Dan Williams
1989	DB Kelly Days	2007	DB Marsalous Johnson
1990	DB Floyd Miley	2008	DE Robert Ayers
1991	LB Darryl Hardy		CB D. Willingham
	DT Shazzon Bradley	2009	DE Chris Walker
1992	DE Shane Bonham	2010	LB Austin Johnson
	DB Steve Session	2011	DT Daniel Hood
1993	LB Scott Galyon	2012	DL Gregory Clark
1994	LB Tyrone Hines		DL Steven Fowlkes
1995	DT Shane Burton	2013	LB Dontavis Sapp
1996	DT Bill Duff	2014	DL Corey Vereen
1997	DT Bill Duff	2015	DB Rashaan Gauden
	LB Shawn Johnson	2016	DL Danny O'Brien
1998	DB Mikki Allen	2017	DB Justin Martin

■ PEYTON MANNING LEADERSHIP AWARD

Presented each spring to the UT offensive player who shows unparalleled leadership in honor of Peyton Manning (1994-97)

2015	QB Joshua Dobbs
2016	QB Joshua Dobbs
	RB Alvin Kamara
2017	RB John Kelly

■ AL WILSON LEADERSHIP AWARD

Presented each spring to the defensive player who shows unparalleled leadership in honor of Al Wilson (1995-98)

2014	LB Curt Maggitt
2015	DB Cameron Sutton
2016	DB Cameron Sutton
	LB Jalen Reeves-Maybin
2017	DE Darrell Taylor

■ 63 AWARD

Awarded annually to the Vol player who shows the most strain and effort.

2015	WR Johnathon Johnson
2016	DL LaTroy Lewis
	TE Jakob Johnson
2017	WR Marquez Callaway

■ MY ALL AWARD

Presented to a non-scholarship student-athlete for his contribution and effort throughout spring practice

2017	DT Paul Bain
	DL Brandon Benedict
	RB Chip Omer
	OL Thomas Edwards



TEAM AWARDS

■ MICKEY O'BRIEN AWARD

Awarded annually in honor of Mickey O'Brien, Tennessee trainer from 1938-72, to the senior player who best exemplifies courage and determination to overcome physical obstacles during his career and make a valuable contribution to the team.

1967	G Joe Graham
1968	QB Bubba Wyche
1969	B Benny Dalton
1970	TB Don McLeary
1971	E Tom Bennett
1972	T Gaylon Hill
1973	LB Eddie Wilson
1974	LB Hank Walter
1975	No Recipient
1976	QB Randy Wallace
1977	QB Danny Jenkins
1978	C Robert Shaw
1979	DB Roland James
1980	TE Reggie Harper
1981	C Lee North
1982	DE Mike Terry
1983	DT Mark Studaway
1984	DT Jim Dunkin
1985	DB Tommy Sims
1986	OG Johnny Hibbett
1987	C Todd Kirk
1988	C Ray Robinson/ RB Keith Davis
1989	WR Terence Cleveland
1990	RB Tony Thompson
1991	TE Von Reeves
1992	DT J. J. Surlas
1993	WR Craig Faulkner
1994	OG Kevin Mays
1995	DB DeRon Jenkins
1996	LB Tyrone Hines
1997	DB Tori Noel
1998	DT Jeff Coleman/ DT Ron Green/ OT Jarvis Reado
1999	RB Jamal Lewis/ OT Chad Clifton
2000	LB Eric Westmoreland
2001	OG Fred Weary
2002	LB Keyon Whiteside
2003	DE Constantin Ritzmann
2004	C Chuck Prugh/ C Jason Respert
2005	Not Awarded
2006	WR Jayson Swain/ LB Marvin Mitchell

Not Awarded Since 2006

■ BILL MAJORS AWARD

Awarded annually to the Volunteer player who best exemplifies the dedication toward football displayed by Bill Majors, a UT player and coach, who died in 1965.

1965	WB Hal Wantland
1966	G Bobby Morel
1967	MM Jimmy Glover
1968	T Dick Williams
1969	B Bill Young
1970	DB Tim Priest
1971	FB Curt Watson
1972	G Bill Emendorfer
1973	B Eddie Brown
1974	B Jim Watts
1975	No Recipient
1976	WR Larry Seivers
1977	T Danny Jenkins
1978	DE Dennis Wolfe
1979	T Phil Sutton
1980	T Brad White
1981	LB Lemont Holt Jeffers
1982	DB Bill Bates
1983	C Glenn Streno/ OT Curt Singer
1984	LB Alvin Toles
1985	QB Daryl Dickey
1986	LB Dale Jones
1987	DB Terry McDaniel
1988	QB Jeff Francis
1989	WR Thomas Woods
1990	RB Tony Thompson
1991	QB Andy Kelly/ LB Shon Walker
1992	DB J. J. McCleskey
1993	DT Shane Bonham
1994	WR Kendrick Jones
1995	LB Scott Galyon
1996	DB Raymond Austin
1997	DT Bill Duff/ QB Peyton Manning
1998	RB Shawn Bryson/ DT Darwin Walker
1999	DB Fred White/ C Spencer Riley/ DB Derrick Edmonds
2000	DB Andre Lott/ DE Will Overstreet/ FB Will Bartholomew
2001	DE Will Overstreet/ FB Will Bartholomew
2002	LB Eddie Moore/ C Scott Wells
2003	LB Robert Peace
2004	WR Tony Brown/ DE Parys Haralson
2005	Not Awarded
2006	DB Jonathan Hefney

Not Awarded Since 2006

■ MARYVILLE DAILY TIMES TROPHY

Awarded annually to the senior Tennessee football player with the highest scholastic average. The award, which originated in 1951 by The Knoxville Journal, has been presented by the Maryville Daily Times since 1992.

1951	C Bill Jasper
1952	FB Andy Kozar
1953	T Colin Munro
1954	WB Hugh Garner
1955	G Charles Coffey
1956	T Charles Rader
1957	G Bill Johnson
1958	WB Sammy Burklow
1959	FB Neyle Sollee
1960	G Wayne Grubbs
1961	BB Gene Gann
1962	BB Wayne Coleman
1963	BB Pat Downey
1964	C Norbert Ackermann
1965	G Bobby Gratz
1966	T Mack Gentry
1967	C Bob Johnson
1968	E Terry Dalton
1969	E Vic Dingus
1970	G Don Denbo
1971	PK George Hunt
1972	LB Jamie Rotella/ DB David Allen
1973	DB Eddie Brown
1974	DB Jim Watts
1975	DB Russ Rabenstein
1976	DB Mike Mauck
1977	TE John Murphy
1978	DB Chip Linebarrier
1979	QB David Rudder
1980	T Tim Irwin-Tackle
1981	QB Jeff Olszewski
1982	DB Doug Parrish
1983	OG Johnny McAdams
1984	WR Bill Eichholtz
1985	DB Tim Welch
1986	DB Charles Davis
1987	LB Kelly Ziegler
1988	PK Adam Epstein
1989	OG Eric Still
1990	DB Preston Warren
1991	C Craig Martin/ OG Tom Myslinski
1992	TE Robert Todd
1993	DT Paul Yatkowski
1994	OG Kevin Mays
1995	LB Scott Galyon
1996	TE John Sartelle
1997	QB Peyton Manning/ OT Brad Lampley
1998	PK Jeff Hall
1999	H Benson Scott
2000	P David Leaverton/ DB Eric Campbell
2001	TE John Finlayson
2002	H Seth Reagan/ LB Brian Word
2003	OG Guillaume Dumont
2004	OT Michael Munoz
2005	WR C.J. Fayton/ DE Parys Haralson
2006	PK James Wilhoit
2007	WR/H Casey Woods

Not Awarded Since 2007

■ JOHN STUCKY AWARD

Awarded annually to the Vol player who shows the most dedication and work discipline to improve strength as selected by the strength and conditioning staff.

1994	RB Aaron Hayden
1995	OG Bubba Miller/ LB Scott Galyon
1996	DB Raymond Austin/ RB Shawn Bryson
1997	QB Peyton Manning/ LB Eric Westmoreland
1998	LB Al Wilson
1999	DB Mikki Allen/ DE Will Overstreet
2000	FB Will Bartholomew/ C Fred Weary
2001	FB Will Bartholomew/ OG Fred Weary
2002	DB Stephen Marsh/ DE Omari Hand/ DT Demetrian Veal
2003	RB Troy Fleming/ LB Robert Peace/ C Scott Wells
2004	WR Tony Brown/ LB Kevin Burnett/ OT Michael Munoz
2005	OT Cody Douglas/ LB Omar Gaither/ DE Parys Haralson/ C Rob Smith
2006	FB Cory Anderson/ DT Justin Harrell/ LB Marvin Mitchell/ WR Jayson Swain
2007	DB Inky Johnson/ LB Jerod Mayo/ DT J.T. Mapu/ DE Xavier Mitchell
2008	DE Wes Brown/ DE Robert Ayers/ WR Lucas Taylor/ DB D. Willingham
2009	Not Awarded
2010	C Cody Pope/ DE Willie Bohannon
2011	FB Channing Fugate QB Matt Simms LB Austin Johnson LB Daryl Vereen
2012	QB Tyler Bray OL Ja'Wuan James DB Brian Randolph LB Jordan Williams
2013	RB Alden Hill TE Alex Ellis DB Max Arnold
2014	WR Marquez North FB Joe Stocstill
2015	DB Malik Foreman OL Jashon Robertson DL Kendal Vickers
2016	DB Cameron Sutton TE Jason Croom
2017	DT Quay Picou WR Latrell Williams

POSTSEASON ALL-STAR GAMES

Active games

EAST-WEST SHRINE GAME

San Francisco and Palo Alto, Calif.; Houston and San Antonio, Texas; Orlando, Fla.

1932	Gene McEver Herman Hickman
1934	Beattie Feathers
1946	Bob Dobelstein
1964	Steve DeLong
1965	Frank Emanuel
1976	Ron McCartney
1977	Mickey Marvin Andy Spiva
1979	Robert Shaw
1980	Craig Puki Bill Marren
1981	Tim Irwin Brad White
1982	Anthony Hancock
1983	Mike Miller
1985	Johnnie Jones
1986	Eric Swanson
1988	John Bruhin Terry McDaniel
1990	Kent Elmore Tracy Hayworth
1991	Roland Poles
1992	Tom Myslinski
1996	Scott Galyon DeRon Jenkins Jason Layman
1998	Jonathan Brown Robert Poole
1999	Jeff Hall
2001	David Leaverton
2003	Omari Hand
2004	Rashad Baker Casey Clausen Gibril Wilson
2005	Jason Respert
2006	Jason Hall
2007	Jayson Swain
2008	Jonathan Hefney
2009	Ramon Foster
2010	Chris Scott
2011	Chris Walker
2012	Tauren Poole
2014	Zach Fulton Rajion Neal James Stone
2015	Justin Coleman

Coaches

1981	Johnny Majors
1987	Johnny Majors
1996	Phillip Fulmer
1998	Phillip Fulmer

SENIOR BOWL

Mobile, Ala.

1951	Bud Sherrord
1952	Ted Daffer Hank Lauricella Bill Pearman Gordon Polofsky
1954	Mack Franklin
1955	Darris McCord

1957	Buddy Cruze John Gordy Johnny Majors
1958	Bill Anderson
1959	Carl Smith
1960	Lebron Shields
1962	Mike Lucci
1963	John Hudson
1964	Dick Evey Mallon Faircloth
1965	Steve DeLong (MVP)
1966	Frank Emanuel
1967	Johnny Mills Paul Naumoff
1968	John Boynton Bob Johnson Dewey Warren
1969	Charles Rosenfelder
1970	Steve Kiner Jack Reynolds
1971	Chip Kell Tim Priest
1972	Ray Nettles Bobby Majors Curt Watson
1973	Jamie Rotella Conrad Graham
1974	Eddie Brown
1977	Andy Spiva
1979	Robert Shaw
1980	Roland James
1981	Danny Spradlin
1982	Brian Ingram Lee North
1983	Darryal Wilson
1984	Mark Studaway
1985	Bill Mayo Carl Zander
1986	Eric Swanson Daryl Dickey
1988	Anthony Miller John Bruhin
1989	Keith DeLong Jeff Francis
1990	Marion Hobby Eric Still
1991	Tony Thompson Vince Moore Alvin Harper (MVP)
1992	Dale Carter Bernard Dafney Chris Mims Chuck Smith Jeremy Lincoln

1993	Todd Kelly
1994	Charlie Garner (MVP) Cory Fleming
1995	Kevin Mays James Stewart Billy Williams
1996	DeRon Jenkins Jason Layman Jeff Smith
1997	Jay Graham Tyrone Hines Joey Kent
1998	Jonathan Brown Terry Fair Leonard Little Tori Noel Trey Teague
1999	Shawn Bryson Jeremaine Copeland Steve Johnson Peerless Price Al Wilson
2000	Chad Clifton Dwayne Goodrich Tee Martin Spencer Riley Raynoch Thompson Darwin Walker
2001	David Leaverton Cedrick Wilson Eric Westmoreland
2002	Will Bartholomew Andre Lott Will Overstreet Travis Stephens Fred Weary
2003	Julian Battle Rashad Moore
2004	Scott Wells
2005	Dustin Colquitt Cedric Houston
2006	Cody Douglas Parys Haralson Jesse Mahelona Albert Toeaina
2007	Arron Sears Jonathan Wade
2008	Erik Ainge (MVP) Brad Cottam
2009	Robert Ayers (MVP) Arian Foster Anthony Parker

2010	Morgan Cox Chris Scott Dan Williams
2011	Luke Stocker
2012	Malik Jackson
2013	Mychal Rivera Dallas Thomas (INJ)
2014	Ja'Wuan James Daniel McCullers
2017	Joshua Dobbs Cameron Sutton

CASINO DEL SOL ALL-STAR GAME

Tucson, Ariz.

2012	Austin Johnson
------	----------------

COLLEGE ALL-STAR GAME

Greenville, S.C.

2014	J.R. Carr Maurice Couch Corey Miller Marlon Walls
------	--

MEDAL OF HONOR BOWL

Charleston, S.C.

2014	Alex Bullard Maurice Couch Rajion Neal Michael Palardy Dontavis Sapp Marlon Walls
2015	Jordan Williams

NFLPA COLLEGIATE BOWL

Los Angeles, Calif.

2013	Herman Lathers Marsalis Teague
------	-----------------------------------

TEXAS VS. THE NATION

El Paso, Texas

2007	James Wilhoit
2008	Chris Brown Xavier Mitchell Antonio Reynolds
2009	Demonte Bolden DeAngelo Willingham
2010	Jonathan Crompton Vladimir Richard
2011	Denarius Moore

TROPICAL BOWL

Daytona Beach, Fla.

2017	Jason Croom Malik Foreman
------	------------------------------



POSTSEASON ALL-STAR GAMES

Defunct games

AMERICAN BOWL

Tampa, Fla.

- 1969** Charles Rosenfelder
Jim Weatherford
- 1970** Steve Kiner
Jack Reynolds
Frank Yanosky
- 1972** George Hunt
- 1974** Haskel Stanback
Eddie Brown
- 1975** Jim Watts
- 1976** Steve Poole

BLUE-GRAY GAME

Montgomery, Ala.

- 1941** Ray Graves
Johnny Butler
- 1942** Art Brandau
R.A. Long
- 1944** Art Brandau
Earle Brown
Denver Crawford
- 1945** Denver Crawford
- 1947** Denver Crawford
Ray Drost
- 1948** Jim Powell
- 1953** Bill Barbish
Mack Franklin
Bob Fisher
- 1954** Darris McCord
Jimmy Wade
- 1958** Tommy Potts
Carl Smith
- 1959** Ray Moss
Joe Schaffer
- 1960** Cotton Letner
- 1960** Bill Majors
- 1961** Mike Lucci
- 1962** John Hudson
- 1963** Dick Evey
Mallon Faircloth
- 1964** Whit Canale
- 1965** Hal Wantland
- 1971** George Hunt
- 1975** Tommy West
Steve Poole
- 1976** Joe Gallagher
- 1977** Brent Watson
- 1978** Charlton Webb
- 1980** Danny Spradlin
- 1981** Brian Ingram
- 1983** Clyde Duncan
Mark Studaway
- 1984** Fuad Reveiz
- 1989** Jeff Francis
Kevin Simon

COACHES'

ALL-AMERICA GAME

Lubbock, Texas

- 1962** Pat Augustine
- 1965** Hal Wantland
- 1966** Frank Emanuel
Bob Petrella
- 1967** Paul Naumoff
- 1968** Walter Chadwick
Bob Johnson
- 1969** Charles Rosenfelder
- 1969** Jim Weatherford

- 1972** George Hunt
Ray Nettles
Curt Watson
- 1973** Conrad Graham
Jamie Rotella
- 1976** Ron McCartney

COLLEGE ALL-STAR GAME

Chicago

- 1934** Beattie Feathers
- 1938** Bowden Wyatt
- 1940** George Cafego
- 1941** Marshall Abe Shires
Bob Suffridge
- 1943** R.A. Long
Billy Meek
- 1946** Earle Brown
- 1948** Denver Crawford
- 1951** Jim Hill
J.W. Sherrill
Bud Sherrod
Jack Stroud
- 1952** Hank Lauricella
Bill Pearman
Bert Rechichar
- 1953** Andy Kozar
John Michels
- 1955** Darris McCord
- 1957** Bobby Gordon
John Gordy
- 1962** Mike Lucci
- 1964** Dick Evey
- 1965** Steve DeLong
- 1966** Frank Emanuel
- 1967** Paul Naumoff
- 1968** Bob Johnson
- 1970** Jack Reynolds
- 1973** Jamie Rotella
- 1975** Neil Clabo
- 1976** Ron McCartney

EASTHAM ENERGY COLLEGE ALL-STAR GAME

Tempe, Ariz.

- 2011** Chad Cunningham

GRIDIRON CLASSIC

Orlando, Fla.

- 1999** Jeremaine Copeland
Jarvis Reado
- 2000** Fred White
- 2001** David Martin
- 2002** Reggie Coleman
Dominique Steveson
- 2003** Keyon Whiteside
- 2004** Troy Fleming (MVP)
Anthony Herrera
- 2005** Victor McClure

LAS VEGAS

ALL-AMERICAN CLASSIC

Las Vegas

- 2004** Robert Peace
Constantin
Ritzmann
Chavis Smith

- 2005** Corey Larkins
Derrick Tinsley

HULA BOWL

Honolulu and Wailuku, Hawaii

- 1952** Hank Lauricella
- 1953** John Michels
- 1972** Jackie Walker
- 1975** Condredge
Holloway (MVP)
Robert Pulliam
- 1977** Stanley Morgan
Larry Seivers
- 1979** Charlton Webb
- 1980** Jimmy Streater
Roland James
- 1981** Reggie Harper
- 1982** Lee North
- 1983** Willie Gault
- 1984** Reggie White
- 1985** Reggie McKenzie
Bill Mayo
- 1986** Jeff Smith
Tim McGee
- 1987** Joey Clinkscales
Dale Jones
- 1988** Harry Galbreath
Anthony Miller
- 1991** Charles McRae
Antone Davis
Alvin Harper
Anthony Morgan
- 1996** Shane Burton
Bubba Miller
- 1997** Raymond Austin
- 1999** Jeff Hall
- 2000** Josh Tucker
- 2001** DeAngelo Lloyd
- 2002** Bernard Jackson
- 2004** Jabari Greer
Mark Jones
- 2005** Tony Brown
Jabari Davis
Jason Respert
- 2006** Omar Gaither
- 2007** Marvin Mitchell
Bret Smith
- 2008** J.T. Mapu

Coaches

- 1975** Bill Battle
- 1977** Johnny Majors
- 1986** Johnny Majors
- 1991** Johnny Majors
- 2000** Phillip Fulmer

KING ALL-AMERICA CLASSIC

San Jose, Calif.; Tallahassee, Fla.

- 1990** Tracy Hayworth
Thomas Woods
- 1991** Harlan Davis
Mark Moore

JAPAN BOWL

Tokyo

- 1977** Stanley Morgan
Larry Seivers
- 1980** Craig Puki
Steve Davis
- 1981** Tim Irwin
Brad White
- 1984** Reggie White (MVP)
- 1985** Jim Dunkin
Johnnie Jones
Raleigh McKenzie
Reggie McKenzie
- 1986** Tommy Sims
Chris White
- 1987** Bruce Wilkerson
Charles Davis
Carlos Reveiz
- 1988** Terry McDaniel
- 1989** Keith DeLong
Jeff Francis
Kevin Simons
- 1990** Marion Hobby
Eric Still
- 1991** Antone Davis
- 1992** John Fisher
Andy Kelly
Tom Myslinski
- 1993** J. J. McCleskey
Mike Stowell

Coaches

- 1981** Johnny Majors
- 1985** Johnny Majors
- 1992** Johnny Majors

MAGNOLIA GRIDIRON ALL-STAR FOOTBALL CLASSIC

Jackson, Miss.

- 2006** Chris Hannon

NORTH-SOUTH ALL-STAR CLASSIC

Houston

- 2007** Cory Anderson

NORTH-SOUTH

SHRINE GAME

Miami, Fla.; Pontiac, Mich.

- 1955** Charles Coffey
- 1961** Glenn Glass
- 1971** Bobby Majors
Ray Nettles
Curt Watson
- 1976** David Brady
- 1979** Charlton Webb

Coaches

- 1971** Bill Battle

OLYMPIA GOLD BOWL

San Diego, Calif

- 1982** Anthony Hancock



ACADEMIC HONORS & SCHOLARSHIPS

■ CAPITAL ONE ACADEMIC ALL-AMERICANS

College Sports Information Directors of America (CoSIDA) selects the Academic All-America teams. To be nominated, the student-athlete must be a starter or important reserve with at least a 3.20 cumulative grade point average (on a 4.0 scale) for his career. No athlete is eligible until he has reached sophomore athletic and academic standing at his current institution.

CoSIDA chooses All-District and both first and second team All-America teams. Selections below are first team unless otherwise noted.

1956	Charles Rader, Tackle, Chemistry, A-
1957	Bill Johnson, Guard, Bus. Admin., B+
1965	Mack Gentry, Tackle, Bus. Admin., B+
1967	Bob Johnson, Center, Ind. Engr., B+
1970	Tim Priest, Defensive Back, Pre. Law, B+
1980	Tim Irwin, Tackle, Pre. Law, B+
1982	Mike Terry, Defensive End, Bus. Admin., A+
1989	Eric Still, Offensive Guard, Transportation, B+, All-America (2nd); All-District IV
1996	Jeff Hall, Placekicker, Marketing, 3.31, All-District IV Peyton Manning, Quarterback, Speech, 3.51, All-America (2nd); All-District IV
1997	Peyton Manning, Quarterback, Sports Mgmt., 3.50 GPA, All-America; All-District IV
2000	David Leaverton, Punter, Marketing, 3.53, All-District IV
2001	Will Bartholomew, Fullback, Finance, 3.53, All-District IV Will Overstreet, Defensive End, Finance, 3.46, All-America (2nd); All-District IV
2002	Michael Munoz, Offensive Tackle, Political Science, 3.61, All-District IV (2nd)
2005	Rob Smith, Offensive Guard, Sociology, Criminal Justice, 3.44, All-District IV (2nd)
2006	Erik Ainge, Quarterback, Political Science, 3.43, All-District IV (2nd) James Wilhoit, Placekicker, Sport Studies (M.S.), 3.80, All-District IV, All-America (2nd)
2007	Daniel Lincoln, Placekicker, Business Admin., 3.49 All-District IV Austin Rogers, Wide Receiver, Finance, 3.28, All-District IV
2009	Daniel Lincoln, Placekicker, Enterprise Management, 3.31, All-District (2nd) Cody Sullins, Center, Communication Studies, 4.00 All-District (2nd)
2016	Parker Henry, Placeholder, Finance, 4.0, All-District (1st) Todd Kelly Jr., Safety, Biochemistry/Cellular and Molecular Biology, 3.33, All-District (1st) Dylan Wiesman, Offensive Guard, Kinesiology, 3.74, All-District (1st)

■ McWHORTER SCHOLAR-ATHLETES OF THE YEAR

Each year the SEC, in conjunction with the Alltel Corporation, provides the league's male and female H. Boyd McWhorter Scholar-Athlete Award winners with a \$10,000 post-graduate scholarship. The award recipients are chosen by a committee of Faculty Athletics Representatives from the 12 SEC institutions. The award is named for former SEC Commissioner H. Boyd McWhorter.

1985-86 John Young (Football)

1992-93 Lang Wiseman (Basketball)

■ NASDAQ SCHOLAR-ATHLETE AWARD

The Nasdaq presents the nation's top scholar-athlete \$5,000 in scholarship money for the school's general scholarship fund.

1997 Peyton Manning, Quarterback, Speech Communication

■ NACDA PRESEASON GAMES POST-GRADUATE SCHOLAR-ATHLETE AWARD

The National Association of College Directors of Athletics began its post-graduate awards program in 1989-90. The award consists of a \$5,000 scholarship for post-graduate studies at the institution of the honoree's choice. Funding for the awards program is through the NACDA Foundation.

1990 Charles McRae (Football)

1998 Peyton Manning (Football)

■ THE NCAA TOP VIII SCHOLAR-ATHLETE AWARDS

The NCAA Today's Top VIII, selected by the NCAA Honors Committee, recognizes distinguished student-athletes from the preceding calendar year for athletics, academic achievement, character and leadership.

1997 Peyton Manning, Quarterback, Speech Communication

■ WOODY HAYES NATIONAL SCHOLAR-ATHLETE

The Woody Hayes National Scholar Athlete Awards are presented by the University and Northwest Sertoma Club of Columbus, Ohio. Six winners are selected each year, two men and women from each of the three divisions of the NCAA.

2005 Michael Munoz, Offensive Tackle

THE ALL-TIME ACADEMIC



Bob Johnson was named to the Academic All-America® All-Time Team announced July 1, 1997, at the College Sports Information Directors of America (CoSIDA) convention in New Orleans by NBC sportscaster Dick Enberg.

Johnson, a two-time All-America center for the Vols (1966-67), was also named Academic All-America in 1967. He was inducted into the College Football Hall of Fame in 1989 and was captain of the Vols' 1967 SEC Championship team.

■ AMERICAN HONDA SCHOLAR-ATHLETE PROGRAM

The Honda Scholar-Athlete program recognizes nine NCAA Division I college football players for their outstanding performance on the field and in the classroom. American Honda donates \$3,000 to the general scholarship fund of each player's school on their behalf. Also, Honda names a Scholar-Athlete of the Year and a \$10,000 donation is made to the university's general scholarship fund.

1996	Peyton Manning, Quarterback
1997	Peyton Manning, Quarterback (National Scholar-Athlete of the Year)

■ NCAA POST-GRADUATE SCHOLARSHIP AWARDS

The NCAA annually awards 174 post-graduate scholarships to student-athletes who excel academically and athletically and who are in their last year of intercollegiate athletic competition.

In addition to the 35 football honorees, the NCAA awards grants to 32 basketball players (16 each for men and women) and 107 student-athletes participating in sports other than football and basketball in which the NCAA conducts championships.

1971	Don Dembo, Guard, Pre-Medicine
1971	Tim Priest, Defensive Back, Pre-Medicine
1977	Mike Mauck, Defensive Back, Pre-Dental
1980	Football—Tim Irwin, Tackle, Pre-Law
1997	Peyton Manning, Quarterback, Speech Communication

■ THE NATIONAL FOOTBALL FOUNDATION SCHOLAR ATHLETE

The National Football Foundation recognizes student-athletes each year by its awards committee to receive a post-graduate fellowship from the Foundation. Each scholar-athlete chosen will receive an \$18,000 base scholarship for post-graduate study. The top scholar-athlete will receive the prestigious Draddy Award.

1959	Neyle Sollee, Fullback, Engineering
1967	Bob Johnson, Center, Engineering
1970	Don Dembo, Guard, Pre-Medicine
1976	Mike Mauck, Defensive Back, Pre-Dental
1997	Peyton Manning, Quarterback, Speech Comm. (Draddy Award)
2004	Michael Munoz, Offensive Tackle, Public Admin. (Draddy Award)

■ THE NATIONAL FOOTBALL FOUNDATION HAMPSHIRE HONOR SOCIETY

Qualifications for membership in the NFF Hampshire Honor Society, which was started in 2007, include:

- Being a starter or a significant contributor in one's last year of eligibility (or a senior who has declared for the NFL Draft) at an NCAA Football Bowl Subdivision, Football Championship Subdivision, Division II, Division III or an NAIA college or university
- Achieving a 3.2 cumulative grade point average throughout entire course of undergraduate study
- Meeting all NCAA/NAIA-mandated progress towards degree requirements.

2007	James Wilhoit, Placekicker
2008	Erik Ainge, Quarterback; Jarod Parrish, Defensive Back; Casey Woods, Holder
2010	Cody Sullins, Center
2011	Daniel Lincoln, Placekicker

2013	Zach Rogers, Wide Receiver
2014	Daniel Hood, Defensive Lineman
2016	Brian Randolph, Safety
2017	Dylan Wiesman, Offensive Guard/Center

■ WILLIAM V. CAMPBELL TROPHY

Candidates for the annual William V. Campbell Trophy must be a senior or graduate student in their final year of eligibility, have a GPA of at least 3.2 on a 4.0 scale, have outstanding football ability as a first team player or significant contributor and have demonstrated strong leadership and citizenship. The class is selected each year by the NFF Awards Committee, which is comprised of a nationally recognized group of media, College Football Hall of Famers and athletics administrators.

1997	Peyton Manning, Quarterback
2004	Michael Munoz, Offensive Tackle

■ WILLIAM V. CAMPBELL SCHOLAR-ATHLETE

The National Football Foundation and Hall of Fame honors student athletes weekly with \$10,000 donated in their names to the university's general scholarship fund. From the weekly winners the NFF chooses four finalists as top scholar athletes and each will receive an additional \$25,000. One of the finalists will be presented the William V. Campbell award as the nation's top scholar athlete as chosen by the NFF Awards Committee.

1995	Scott Galyon, Linebacker, Marketing/ Education
1997	Peyton Manning, Quarterback, Speech Comm. (Draddy Award)
1999	Benson Scott, Holder, College Scholars
2004	Michael Munoz, Offensive Tackle, Public Admin. (Draddy Award)

■ AFCA ACADEMIC ACHIEVEMENT AWARDS

The American Football Coaches Association Awards have been presented annually by the Touchdown Club of Memphis to schools with a graduation rate of over 70 percent of its football team. The College Football Association presented the award from 1981-97.

Tennessee won this award in 1989, 1991, 1993, 1998 and 1999.

■ AFCA GOOD WORKS TEAM

The American Football Coaches Association Good Works Teams honors those who show exceptional dedication to community service and to the betterment of communities in which they live. The College Football Association presented the awards from 1992-96.

1995	Bubba Miller, C/G	2000	David Leaverton, P
1996	Peyton Manning, QB	2003	Kevin Burnett, LB
1997	Peyton Manning, QB	2006	James Wilhoit, PK
1998	Jeff Hall, PK	2007	Jerod Mayo, LB

■ HERMAN HICKMAN SCHOLARSHIP

Established by UT alumni and friends in 1958 following the death of Herman Hickman, Tennessee All-America and Hall of Fame member. Hickman, who played at Tennessee from 1929-31, served as assistant coach at Wake Forest, NC State and Army before becoming head coach at Yale. This graduate scholarship is awarded to varsity athletes in the field of their choice. The recipient currently receives a minimum of \$1,000 per semester.



1963-64	Wayne Coleman—Football
1965-66	Norbert Ackermann—Football
1966-67	Norbert Ackermann—Football John Burpo—Baseball
1967-68	Roger Neiswender—Track
1968-69	Lee Ruch—Tennis
1969-70	Gary Cooper—Baseball
1970-71	Vic Dingus—Football Jeff Gabel—Track
1971-72	Jeff Gabel—Track Steve Wold—Football Don McLeary—Football
1972-73	David Wamer—Track
1973-74	Tim Priest—Football Phillip Fulmer—Football
1974-75	Robert Van Malder—Tennis Rick Bowers—Track
1975-76	Hal Bibee—Baseball David Allen—Football
1976-77	David Allen—Football Bill Emendorfer—Football
1977-78	David Allen—Football Bill Emendorfer—Football
1979-80	Walter Vredeveld—Swimming Scott Genter—Track Chip Linebarier—Football
1980-81	Chip Linebarier—Football Brent Watson—Football
1981-82	Chip Linebarier—Football
1982-83	Chip Linebarier—Football
1983-84	Mike Adler—Baseball
1984-85	Bob Weldon—Swimming
1986-87	David Moon—Football
1989-90	Adam Epstein—Football
1990-91	Adam Epstein—Football
1992-93	Eric Riffer—Football
1993-94	Eric Riffer—Football Tony Thompson—Football
1994-95	Scott Fontis—Swimming
1995-96	Scott Fontis—Swimming
1996-97	Scott Fontis—Swimming
1997-98	Ricky Busquets—Swimming
1998-99	Tony Cosey—Track
2001-02	Russell Johnson—Track
2002-03	John Finlayson—Football Gabi Chereches—Swimming
2003-04	Gabi Chereches—Swimming
2005-06	Will Overstreet—Football
2006-07	Will Curtiss—Baseball
2007-08	Jake Finlayson—Football Chris Robinson—Golf
2008-09	C.J. Fayton—Football
2009-10	Jarod Parrish—Football
2010-11	Jarod Parrish—Football

■ UNIVERSITY OF TENNESSEE TORCHBEARER AWARD

The Torchbearer is the highest honor the University of Tennessee gives to its students. Recognition as a Torchbearer is given to those who bear the Torch of Enlightenment shadow themselves to give light to others.

2017 Joshua Dobbs, Quarterback, Aerospace Engineering

▶ PEYTON MANNING SCHOLARSHIP

The University of Tennessee honors former Vol quarterback Peyton Manning each year by presenting a scholarship to a first-year student who will participate in UT's Honors program. The scholarship is funded from gifts to the University garnered from Manning's academic awards, the UT Athletic Department's corporate matching grants program and other private gifts.

Manning's four-year career at UT (1994-97) produced a number of awards that generated \$165,000 in scholarship funds. Among the awards were the Burger King-Vincent dePaul Draddy National Scholar Athlete of the Year, the Davey O'Brien Foundation Award and the American Honda Scholar-Athlete of the Year.

The Manning Scholarship covers the costs of full tuition for a male or female student. The award is granted to a first-year student on the basis of academic achievement, leadership and community service.

1998-99	Jay Stephen Burns (Bulls Gap)
1999-2000	Rebekah Ann Capps (Nashville)
2000-01	Hampton Andrew Holcomb Jr. (Memphis)
2001-02	Kimberly Anne Campbell (Union City)
2002-03	Rachel Lauren Mathews (Knoxville)
2003-04	Bradford Andrew Russell (Charlotte, N.C.)
2004-05	Michael Austen Clapp (Greensboro, N.C.)
2005-06	Jessica Nicole Jarrell (Mosheim)
2006-07	Nora Sue Hutchison (Maynardville)
2007-08	Kara Leann Seat (Nashville)
2008-09	Elizabeth Joyce Tiller (Tuscaloosa, Ala.)
2009-10	Joseph Hunter Tipton (Maryville)
2010-11	Marianela D'Aprile (Martin)
2011-12	Phoebe Fogelman (Oak Ridge) Tyrel Prentiss (Knoxville)
2012-13	Chris Barnes (Knoxville) Macy Harrison (Frisco, Texas)
2013-14	Alexandra Brito (Brentwood) Grant Currin (Cleveland)
2014-15	Alex Crockett (Jamestown) Cody Sain (Medina)
2015-16	Alayna Marie Cameron (Cookeville) Ainsley Caitlin Ellington (Alcoa) Jason Liang (Collierville) Michael Steven Lidwin (Chantilly, Va.)
2016-17	Benjamin Cruz (Chattanooga) Andrea Ramirez (Cookeville) Chad Smith (Bristol) Courtney Wombles (Loudon)
2017-18	Emma Kate Hall (Lebanon) Grace Neiman (West Point, Neb.) Sydney Peay (Spring Hill) Blake Turpin (Knoxville)



Peyton Manning with the 2017 recipients of the Peyton Manning Scholarship - (L-R) Blake Turpin, Grace Neiman, Emma Kate Hall, Sydney Peay

SEC ACADEMIC HONOR ROLL

A

Aaron Adams, OL, Mechanical Engineering, 2015
 Stockton Adkins, FB, Agriculture, 1957
 Erik Ainge, QB, Political Science, 2005, 06, 07
 Zack Allen, DB, Exercise Science, 2011
 Mikki Allen, DB, Exercise Science, 1997, 98
 Carson Anderson, OL, Management, 2012
 Murray Armstrong, E, Pre-Medicine, 1958
 Max Arnold, LB, Sport Management, 2013
 Patrick Ashford, QB, Political Science, 2013, 14, 15

B

Grey Barker, RB, Biology, 1994, 1995
 Brett Barnes, LB, Communication Studies, 2008
 Ben Bartholomew, TE, Marketing, 2009, 12
 Will Bartholomew, RB, Finance, 1998, 99, 2000, 01
 John Becksvort, PK, Liberal Arts, 1992
 David Bennett, DB, Psychology, 1992
 Chris Benson, WR, Industrial Engineering, 1988, 89
 Cody Blanc, WR, Human Resources Management, 2012, 13, 14, 15
 Bradley Blaylock, P, Sport Management, 2001
 Will Bradshaw, LS, Marketing, 2015
 Shane Bonham, DT, Exercise Physiology, 1993
 Drae Bowles, WR, English, 2014
 Brent Brewer, DB, Sport Management, 2011
 Derrick Brodus, PK, Communication Studies, 2013, 14
 Eddie Brown, HB, Agriculture, 1973
 Jake Brown, DS, Sport Management, 2007, 08
 Jonathan Brown, DE, Liberal Arts, 1997
 Wes Brown, DE, Communications, 2007, 09
 George Bullock, PK, Business Administration, 2013; Supply Chain Management, 2014, 15
 Kevin Burnett, LB, Sport Management, 2002, 03, 04
 Andrew Butcher, DT, Communication Studies, 2016
 Kenny Bynum, LB, Recreation & Sport

Management, 2015, 16

C

Bram Cannon, H, Arts & Sciences, 2006
 Bo Campbell, RB, Business Marketing, 1995
 Eric Campbell, DB, Exercise Science, 1998, 99, 2000
 Josh Campbell, C, Wildlife, 1996, 1997, 98
 Michael Cantwell, LB, Chemical Engineering, 2012, 13, 14
 Michael Carillon, DB, Business Administration, 2011
 Marcus Carr, TE, Exercise Science, 1997, 98, 99
 Jacob Carter, WR, Sport Management, 2012, 13; Human Resource Management, 2014
 Jon Catanzano, DB, Retail & Consumer Science, 2004, 05
 Chris Cates, WR, Finance, 2010
 Peter Chang, DB, Marketing, 2003, 04, 05
 Rick Clausen, QB, Recreation & Leisure Studies, 2005
 B.J. Coleman, QB, Communication Studies, 2008
 Tyler Coombes, DB, Kinesiology, 2013
 Jim Bob Cooter, QB, Sport Management, 2003, 04, 05, 06
 Brad Cottam, TE, Sport Management, 2005, 07
 Jeff Cottam, TE, Enterprise Management, 2006, 07, 08, 09
 Geoff Courtney, WR, Sport Management, 2007
 Morgan Cox, LS, Finance, 2006, 07, 08, 09
 Jonathan Crompton, QB, Communication, 2007, 09
 Andrew Crossley, DB, Biochemistry, 2000, 01, 02, 03
 Mack Crowder, OL, Human Resources Management, 2014, 15
 Chad Cunningham, P/PK, Sport Mgmt., 2009, 10

D

Jed Dance, LB, General Business, 1986
 Trevor Daniel, P, Recreation & Sport Management, 2016
 Matt Darr, P, Human Resource Management, 2014
 Stephen Darville, C, Sport Management, 2005, 06, 07, 08

Charles Davis, DB, Political Science, 1986
 Kelly Days, DB, Business, 1987
 Keith DeLong, LB, Business, 1987
 Don Denbo, G, Pre-Medicine, 1969, 1970
 Dylan Dickey, QB, Finance, 2005, 06, 07
 Vic Dingus, E, Chemical Engineering, 1967, 69
 Joshua Dobbs QB, Aerospace Engineering, 2014, 15, 16
 Quinten Dormady, QB, Sport Management, 2015
 Brendan Downs, TE, Supply Chain Management, 2014
 Tyler Drummer, WR/H, English, 2013
 Bill Duff, DT, Criminal Justice, 1994
 Guillaume Dumont, OG, Biochemistry, 2002, 03
 Alan Duncan, PK, Agriculture, 1979, 1980

E

Doug Edgar, WR, Mech. Engineering, 2005, 06
 Sam Edgmon, FB, Sport Mgmt., 2010
 Thomas Edwards, OL, Business Exploratory, 2014; Supply Chain Management, 2015
 Alex Ellis, TE, Biomedical Engineering, 2012
 Shaun Ellis, DE, Undecided, 1997
 Kent Elmore, P, Finance, 1989
 Justin Emert, OG, Political Science, 1996, 97, 98
 Lee England, WR, Biology, 1988, 89
 Adam Epstein, PK, Classics/Pre-Law, 1988
 Jason Epstein, PK, Political Science, 1992

F

Dale Fair, RB, Engineering, 1974
 Kris Fant, WR, Economics, 2006
 Jeff Farrington, QB, Theatre, 2005
 C.J. Fayton, WR, Sport Management, 2003, 05
 Danny Finch, LB, Business Analytics, 2014
 Jake Finlayson, TE, Civil Engineering, 2004, 05
 John Finlayson, TE, Econ. & Bus. 1998, 99, 2000, 01
 Armandos Fisher, LB, Pre-Vet-Medicine, 1991
 Jeremy Fitzgerald, RB, Agricul. Educ., 1997

2016 SEC ACADEMIC HONOR ROLL

Tennessee has had 312 football student-athletes named to the SEC Academic Honor Roll. Twenty Vols earned 2016 SEC Fall Academic Honor Roll accolades.

2016 Fall SEC Academic Honor Roll

Andrew Butcher - Communication Studies
 Kenny Bynum - Recreation & Sport Management
 Trevor Daniel - Recreation & Sport Management
 Joshua Dobbs - Aerospace Engineering
 Charles Folger - Teacher Education
 Malik Foreman - Recreation & Sport Management
 Holden Foster - Recreation & Sport Management
 Parker Henry - Finance
 Zach Jancek - Communication Studies
 Jakob Johnson - Kinesiology

Alex Jones - Recreation & Sport Management
 Joe Keeler - Management
 Todd Kelly Jr. - Biological Sciences
 Brett Kendrick - Recreation & Sport Management
 Riley Lovingood - Recreation & Sport Management
 Elijah Medford - Industrial Engineering
 Kyle Phillips - Recreation & Sport Management
 Jaye Rochell - Business Analytics
 Laszlo Toser - Accounting
 Dylan Wiesman - Kinesiology



Maurice Fitzgerald, DB, Business, 1998
 Malik Foreman, DB, Recreation & Sport Management, 2016
 Brent Freeman, DB, Journalism & Electronic Media, 2006, 07, 08
 Sammy Frogg, P, Business Administration, 1998, 99, 2000
 Channing Fugate, FB, Psychology, 2011, LB, Special Education, 2012
 Charles Folger, DL, Teacher Education, 2016
 Charles Fulton, HB, Business Administration, 1965, 67
 Derrick Furlow, DB, Sport Management, 2009
 Ryan Fusco, PK, Finance, 2004

G

Greg Gaines, DB, Marketing, 1978
 Omar Gaither, LB, Sport Management, 2005
 Scott Galyon, LB, Business Marketing, 1993, 94, 95
 Richie Gandy, OT, Sport Management 2002, 04
 Mack Gentry, T, Business Administration, 1965
 Matt Giampapa, LS, Human Resources Management, 2015
 Adam Gillem, OL, Exercise Science, 2004, 05, 06, 07
 Jacob Gilliam, OL, Political Science, 2014
 Darin Gooch, OL, Logistics, 2011, 12
 Jason Grant, DE, Finance, 1997
 Ben Greene, DB, Legal Studies, 2005
 Gregory Grieco, LB, Kinesiology, 2011, 12, 13, 14
 Bill Grimes, WR, Sport Management, 2006
 Wayne Grubb, G, Education, 1960
 Nick Guess, DS, Logistics & Transportation, 2009, 10, 11
 Matt Gurdak, WR, Sport Management, 2002

H

Troy Hale, WR, University Studies, 1985, 86
 Chance Hall, OL, Business Exploratory, 2015
 Jeff Hall, PK, Marketing, 1995, 96, 97, 98
 Parys Haralson, DE, Sociology, Criminal Justice, 2005
 Bo Hardegree, QB, Exercise Science, 2004, 05, 06
 Kyle Haren, LB, Business, 1991
 Christian Harris, LB, Business Administration, 2012, 13
 Kip Hartman, WR, Exercise Science, 2000, 03
 Daniel Helm, TE, Materials Science & Engineering, 2014
 John Henderson, H, Sport Management, 2002, 03, 04
 Andrew Henry, LS, Mechanical Engineering, 2012, 13, 14
 Parker Henry, H, Finance, 2015, 16
 Chris Hightower, PK, Sport Management, 2000
 Alden Hill, RB, Graphic Design, 2012, 13
 Ryan Hill, FB, Biological Sciences, 2005, 06, 07, 08
 Chris Hogue, PK, Sport Management,

1996, 97
 Mark Holland, C, Human Performance, 1993
 Logan Honeycutt, LB, Psychology, 2011
 Daniel Hood, DL, Business Administration, 2010, 11, 12, 13
 Josh Houston, WR, Logistics & Transportation, 1998, 99, 2000
 Chip Howard, W, Business Administration, 1972
 Bill Hurst, P, Business Administration, 1997
 Tom Hutton, P, Marketing, 1992, 93, 94

I

Mark Ingram, C, Sport Management, 1995, 96
 Tim Irwin, T, Pre-Law, 1979, 80
 Dusty Ishii, DB, Public Relations, 2001, 02, 03

J

Andre James, LB, Arts & Sciences, 1998
 Zachary Jancek, QB, Communication Studies, 2016
 Mike Jester, OG, Liberal Arts, 1979
 Austin Johnson, FB, Communication Studies, 2008, 09, 10, 11
 Bill Johnson, T, Business Administration, 1957
 Bob Johnson, C, Industrial Engineering, 1966, 67
 Inquoris Johnson, DB, Sports Psychology (M.S.), 2008
 Jakob Johnson, LB, Kinesiology, 2014, 15, 16
 Alex Jones, H, Recreation & Sport Management, 2016
 Eli Jones, PK, Biochemistry, 1999, 2000, 01
 Jack Jones, OL, Arts & Sciences Exploratory, 2015
 Stanley Jones, DB, Electrical Engr., 1986

K

Ryan Karl, LB, Exercise Science, 2005
 Charles Karlosky, LB, Management, 2009
 Joe Keeler, OL, Management, 2016
 Brett Kendrick, OL, Sport Management, 2015
 Todd Kelly, Jr., DB, Biological Sciences, 2015, 16
 Brett Kendrick, OL, Recreation & Sport Management, 2016
 Kyler Kerbyson, OL, Sport Management, 2013, 14, 15
 Andy Kerr, PK, Animal Sci, 2001, 02, 03
 Taka Koyano, K, Enterprise Management, 2008

L

Brad Lampley, OG, Broadcasting, 1995, 96, 97
 Eric Lane, RB, Public Administration, 1996
 Herman Lathers, LB, Sport Mgmt., 2010, 11; Agricultural Leadership, Education & Communication (grad school) 2012
 Jason Layman, OT, Psychology, 1994
 David Leaverton, P, Marketing, 1997, 98, 99, 2000
 Ben Lehning, TE, Sport Mgmt., 2010
 Roderick Lewis, DB, Psychology, 1990
 David Ligon, OG, Finance, 2005

Daniel Lincoln, PK, Business, 2007, 08, 09, 10
 Chip Linebarrier, DB, Liberal Arts, 1977
 Charles Longmire, WR, Physical Education, 1990
 Logan Love, DB, Sport Management, 2007
 Riley Lovingood, LS, Recreation & Sport Management, 2016

M

Casey Mabry, DT, Broadcasting, 1999
 Curt Maggitt, LB, Communication Studies, 2013; Human Resources Management, 2015
 Peyton Manning, QB, Speech Communication, 1995, 96, 97
 Tyler Maples, WR, Exercise Science, 2008
 T.J. Marrs, DS, Logistics: Operations, 2008, 10
 Bill Martin, DS, Agricultural Economics, 2004, 05
 Craig Martin, C, Education, 1991
 Joey Mathews, QB, Sociology, 1999, 2000, 01
 Devin Mathis, PK, Spanish and World Business, 2008
 Bruce Mattox, G, Business Administration, 1961, 62
 Mike Mauck, DB, Education, 1975
 Cameron Mayo, C, Sport Management, 2005, 06
 Jerod Mayo, Sport Management, 2007
 Kevin Mays, OG, Marketing Education, 1994
 Johnny McAdams, DT, Education, 1984
 Brett McBrayer, TE, Industrial Engineering, 1988
 Jacques McClendon, OL, Economics, 2007, 08, 09
 Tyler McCurry, DT, Arts & Sciences, 2004
 Terry McDaniel, CB, Human Services, 1987
 Charles McRae, OT, History, 1990
 Elijah Medford, LS, Industrial Engineering, 2016
 Aaron Medley, K, Business Analytics, 2015
 Adam Miles, DS, Journalism, 2004
 Cleon Mitchell, RB, Business, 1992
 Nigel Mitchell-Thornton, LB, Management, 2010
 David Moon, T, Finance, 1984
 Steve Mugleston, LB, Public Relations, 2003
 Michael Munoz, OT, Public Administration, 2002, 03, 04
 Adam Myers-White, LB, Exercise Management, 2006, 07, 08
 Tom Myslinski, G, Zoology/Pre-Medicine, 1988, 91

N

Nash Nance, QB, Management, 2011
 Ralph Nelson, OT, Public Relations, 1993
 Tony Nelson, DB, Social Work, 1986
 Philip Newman, PK, Sport Management, 2002, 03
 Marquez North, WR, Political Science, 2015

O

Will Ofenheusle, OG, Business, 2001
 Antoine Ott-Terrell, WR, Biology, 2006

Will Overstreet, DE, Finance, 1999, 2000, 01

P

Michael Palardy, PK/P, Communication Studies, 2013
 Brett Parisi, WR, Studio Art, 2013
 Jarod Parrish, DB, Exercise Science, 2006, 07
 Pete Panuska, RB, Food Administration, 1986
 Nathan Peterman, QB, Communication & Information, 2012, 13; Human Resource Management, 2014
 Greg Phillips, T, Engineering, 1974
 Kyle Phillips, DL, Recreation & Sport Management, 2015, 16
 Scott Pfeffier, TE, Psychology, 1995
 Josh Plemons, QB, Exercise Science, 1998, 99, 2000
 Bryant Plumlee, TE, Pre-Professional Studies, 2012
 Matt Poe, DB, Criminal Justice, 1994
 Tauren Poole, TB, Sport Mgmt., 2008, 09, 10, 11
 Cody Pope, OG, Political Science, 2008
 Alan Posey, OL, Geography, 2013
 Jason Price, H, Marketing, 1995, 96
 Peerless Price, WR, Business, 1996, 97
 David Priddy, DB, Mechanical Engineering, 2013, 14, 15
 Tim Priest, HB, Liberal Arts, 1968, 70, 71
 John Propst, LB, Industrial Engineering, 2011, 12, 13

Q

Woody Quinn, TE, Communication Studies, 2013; Agricultural Leadership, 2014

R

Charles Rader, T, Chemistry, 1954, 55, 56
 Brian Randolph, DB, Business Administration/Human ReManagement, 2012, 13, 14, 15
 Josh Ray, WR, Finance, 2007
 Seth Reagan, P, Finance, 2000, 01, 02
 Chris Regan, WR, Sport Management, 2007
 Jason Respert, C, Sport Management, 2004
 Nick Reveiz, LB, Enterprise Management, 2007, 08, 09, 10
 Chip Rhome, PK/P, Wildlife and Fisheries Science, 2011
 Ray Robinson, C, Industrial Engineering, 1988
 Jaye Rochell, WR, Business Analytics, 2016
 Austin Rogers, WR, Finance, 2006, 07, 08, 09
 Zach Rogers, WR, Management, 2010, 11, 12
 Jamie Rotella, LB, Business Admn., 1972
 David Rudder, QB, Pre-Dentistry, 1978

S

Randy Sanders, QB, Liberal Arts, 1985, 86, 87, 88
 David Sands, RB, Physics, 1996
 Craig Sanford, P, Sport Management, 1997
 John Sartelle, TE, Organismal Biology, 1994
 Benson Scott, H, College Scholars Program, 1996, 97, 98, 99
 Brad Sharp, FB, Political Science, 2003

Jarrold Shaw, OL, Agriculture & Natural Resources Leadership, 2010
 Mandala Shaw, DB, Accounting, 2010
 Kevin Shipley, TE, Journalism, 2005
 Heath Shuler, QB, Marketing, 1993
 Nilo Silvan, WR, Liberal Arts, 1993
 Daniel Slutsky, P, Exercise Science, 2008
 Heath Smargiasso, DB, Biology, 1994, 95
 Jeff Smith, OG, Sociology, 1993
 Rob Smith, OG, Sociology, Crim. Justice, 2003, 04, 05
 Thomas Stallworth, LB, Sport Mgmt., 2001
 Bobby Starks, WR, Business, 1998
 Eric Still, OG, General Business, 1986, 87, 88, 89
 Joe Stocstill, FB, Business Administration, 2013; Management, 2015
 Jake Storey, LB, Enterprise Management, 2008, 10, 11
 Owen Sullenger, WR, Psychology, 1996
 Cody Sullins, OG, Finance, 2006, 07, 08, 09
 Cory Sullins, OL, Finance, 2006, 07, 08, 09
 Deanthonie Summerhill, TB, Sociology, 2014
 Dakota Summers, FB, Arts & Sciences/Sociology, 2011, 13
 Devaun Swafford, DB, Psychology, 2015

T

Richard Templeton, P, Finance, 1995
 Mike Terry, DE, Business Administration, 1981, 82
 Brent Thomas, DS, Sport Management, 2000
 Justin Thomas, LB, Business Administration, 2013
 Brett Thomason, FB, Enterprise Management, 2008
 Nikolay Timoshchuk, LB, Sport Management, 2013
 Robert Todd, OT, Sociology, 1990, 91, 92
 Patrick Toole, PK, Sport Management, 2013
 Laszlo Toser, K, Accounting, 2016
 Josh Tucker, OG, Mechanical Engineering, 1997, 98, 99

U

Mark Upton, OT, Mech. Engineering, 1993, 94, 95

V

Burney Veazey, QB, Economics, 1998, 99, 2000
 Corey Vereen, DL, Computer Science, 2013
 Ian Vinson, DB, Language & World Bus./Spanish, 2003, 04, 05
 Todd Vinson, TB, Arts & Sciences, 2003, 06

W

Sam Wantland, OG, History, 2003, 04, 05
 Preston Warren, DB, Political Science, 1988
 Brent Watson, T, Liberal Arts, 1976, 77
 Ben Weisensel, OL, Business, 2006
 Kevin Wendleboe, PK, Sport Management, 1990, 91
 Chris West, DT, Animal Sci., Human Dev., 1996

Dylan West, WR, Pre-Professional, 2011; Psychology, 2012, 13
 Lance Wheaton, QB, Exercise Physiology, 1994
 Steve White, DE, Psychology, 1995
 Dylan Wiesman, OL, Pre-Pharmacy, 2014; Kinesiology, 2015, 16
 James Wilhoit, PK, Speech Communication, 2003, 04, 05, 06
 Jordan Williams, DL, Sociology, 2013, 14
 Robert Williams, FB, Political Science, 2004, 05
 Tyler Williams, OG, Broadcasting, 2002, 03, 04
 Tyler Wiles, DB, Environmental & Soil Sciences, 2010
 Jason Witten, TE, Sport Management, 2002
 Tyler Wolf, DB, Logistics & Transportation, 2007, 08, 09, 10
 Casey Woods, WR, Psychology, 2004, 05, 06, 07
 Brian Word, LB, Speech Communication, 2001, 02
 Justin Worley, QB, Sport Management, 2012, 13, 14
 Justin Wright, TB, Sport Management, 2008

XYZ

Paul Yatkowski, DT, Exercise Physiology, 1993
 Robert Yonce, DB, Logistics, 2011
 Kelly Ziegler, LB, Exercise Physiology, 1987

VOL SCHOLAR PATCH



The VOLScholar program seeks to signal a commitment of intellectual vigor and academic excellence. In addition, the program will help awaken students' natural curiosity and build upon

their desire to earn educations, not merely degrees.

A student is eligible to wear the VOLScholar patch if he/she holds a cumulative GPA of 3.0 or above or has earned a GPA of 3.0 or above in either of the two academic semesters (fall/spring or spring/fall) immediately preceding the beginning of competition.

■ Students who have not completed at least two academic semesters (fall/spring or spring/fall) at UT are not eligible to wear the VOLScholar patch.

■ Students who have been placed on academic probation during either of the two academic semesters (fall/spring or spring/fall) immediately preceding the beginning of competition are not eligible to wear the VOLScholar patch.



VOLMANAC

RETIRED NUMBERS

On Sept. 15, 2012, the University of Tennessee announced the retirement of the jersey of legend Johnny Majors (45). Based on the new criteria for these types of honors, the jersey of Majors was retired, but the number 45 was not taken out of circulation. This will be the case for all subsequent Tennessee football players whose jerseys are retired. In 2005, ceremonies were held to retire the jerseys of Doug Atkins (91), Peyton Manning (16) and Reggie White (92). Also, in 2006 four former Vols, Clyde (Ig) Fuson (62), Rudy Klarer (49), Bill Nowling (32), and Willis Tucker (61), who died in World War II and had their jerseys retired in 1946. Ceremonies were held during the 2006 UT-Air Force game to officially memorialize those four players killed in World War II.



16 PEYTON MANNING
Ceremony Oct. 29, 2005

Manning is the most decorated athlete in UT history. He left Tennessee as the SEC's all-time leading passer with 11,201 yards, setting 42 passing records during his Vols career that included two NCAA, seven SEC and 33 UT marks.

Off the field, Manning won the Draddy Award as National Scholar-Athlete of the Year in 1997 and graduated in three years with a degree in speech communications. He graduated with the highest GPA (3.61) in his field.

During his pro career, Manning has earned Pro Bowl honors 14 times in his 16 seasons played and garnered an NFL-record five MVP awards (2004, 05, 08, 09, 13). Manning led the Colts to two Super Bowl appearances (XLI & XLIV) winning XLI MVP honors, and the Denver Broncos in XLVII in 2014.



45 JOHNNY MAJORS
Ceremony Sept. 15, 2012

A 1987 inductee of the National Football Foundation and College Football Hall of Fame, Majors played for the Volunteers from 1954-1956. He earned both SEC Player of the Year honors and All-SEC selection at tailback twice, in 1955 and 1956. A unanimous All-American in 1956, he finished second in the Heisman Trophy balloting after leading the Vols to a 10-1 record, an appearance in the Sugar Bowl, and a final national ranking of No. 2.



91 DOUG ATKINS
Ceremony Nov. 19, 2005

Doug Atkins is considered by many to be the greatest defensive linemen in football history. After originally signing with UT on a basketball scholarship, Atkins went on to gridiron All-America status in 1952, was the only player to be unanimously named to the All-SEC Quarter Century Team (1950-74) and was selected SEC Player of the Quarter Century. Atkins retired with the most NFL games played (205) by a defensive lineman. The Vols went 29-4-1 with Atkins on the field and won the 1951 national championship.



92 REGGIE WHITE
Ceremony Oct. 1, 2005

White, who died Dec. 26, 2004, at the age of 43, collected a school-record 32 sacks in his four years with the Vols to establish himself as the most prolific pass rusher in Tennessee history. Fifteen of those sacks came in his senior year of 1983, a campaign former Vols head coach Phillip Fulmer called the "most individually dominant season I've ever seen."

Known as the "Minister of Defense," White went on to a 17-year pro football career, retiring as the NFL's all-time sack leader with 198. He was elected to the College Football Hall of Fame in 2002. He graduated from Tennessee in 1990.

FOUR VOLS who died during World War II had their jerseys retired in 1946. Ceremonies were held Sept. 9, 2006.



62 CLYDE (IG) FUSON
(March 11, 1923 — Dec. 4, 1944), a native of Middlesboro, Ky., and fullback on the 1942 team, shared playing time with Nowling. Ig had a younger brother, Herschel (Ug) Fuson, who was a freshman on the 1942 team.



49 RUDY KLARER
(March 9, 1923 — Jan. 6, 1945) was a reserve guard in 1941 and starter in 1942, from Louisville, Ky.



32 BILL NOWLING
(Aug. 8, 1920 — Aug. 9, 1944), a fullback 1940-42, from St. Petersburg, Fla., was a three-year starter.



61 WILLIS TUCKER
(May 10, 1918 — Nov. 28, 1944), a graduate of Knoxville High School, earned a Vol football letter in 1940 and was a sprint star on the track team.

ALL-TIME LETTERMEN



TENNESSEE LETTERMEN'S T-CLUB

The Tennessee Lettermen's T-Club is open to any person who has been awarded a varsity letter in any NCAA sanctioned sport at UT and is interested in the purposes of the organization. All members who have paid their annual dues should be known as an active member with rights and privileges according to the bylaws.

The Athletic Department has made it a top priority to create a warm atmosphere for former Vol athletes on those happy occasions when they return to campus for a visit.

And now, they have a place to congregate on Saturdays before Tennessee football games. The Lauricella Center for Letterwinners, which opened in the fall of 2008, is located in the northwest corner of Neyland Stadium and constitutes the perfect gathering place. The Center is open two hours before kickoff to lettermen and their guests each home game.

The business office for the Lettermen's "T" Club is located in Thompson-Boling Arena.

Lettermen's T-Club

P.O. Box 47
Knoxville, TN 37901-0047
(865) 974-9054
T-club@utk.edu



CONDREDGE HOLLOWAY
Executive Director



MIKE WRIGHT
Director

A

Abernathy, George (Owl) T., C, 1926, 27, Pulaski
Abernathy, Micah, DB, 2015, 16 Atlanta, Ga.
Abernathy IV, Ralph David, WR/RB, 2015, Atlanta, Ga.
Ackermann, Norbert J. Sr., C, 1939, 40 (Capt.), Louisville, Ky.
Ackermann, Norbert J. Jr., C, 1963, 64, Chamblee, Ga.
Adams, Mark, TE, 1988, 89, 90, 91, Virginia Beach, Va.
Adams, Ralph, G, 1952, Lawrenceburg
Adkins, Stockton, BB, 1955, 56, 57, Union City
Aguillard, Kyle, TE, 1977, 78, 79, Port Neches, Texas
Aiello, Sam, QB, 1982, Huntington Beach, Calif.
Aiken, Malcolm, T, 1930, 31, 32 (Capt.), Memphis
Ainge, Erik, QB, 2004, 05, 06, 07, Hillsboro, Ore.
Aitchison, Bret, DE, 1979, Boise, Idaho
Akin, Brent, OG, 1978 (Service), Florence, Ala.
Alatorre, Steve, QB, 1980, 81, Cypress, Calif.
Alexander, Corey, DB 2012 (Service), Gallatin
Alexander, Frank, E., 1950, 51, 52, Murphy, N.C.
Alexander, Roger, DE, 1998, Paterson, N.J.
Alexander, W.C., Sub., 1900
Allen, David C., DB, 1970, 71, 72, Athens, Ga.
Allen, Jason, DB, 2002, 03, 04 (Capt.), 05 (Capt.), Muscle Shoals, Ala.
Allen, Jimmy, TE, 1970, Vincennes, Ind.
Allen, John H., RHB, 1929, 30, 31, Elizabethton
Allen, Mikki, DB, 1996, 97, 98, 99, Murfreesboro
Alley, E.H. (Herc), RE, 1927, 28, Chattanooga
Alston, Chris, C, 1992, Hopkins, S.C.
Amonette, Jason, P, 1993 (Service), Nashville
Amsler, Greg, RB, 1986, 88, 89, 90, Chatham, N.J.
Anderson, Anthony, DB, 2009, 10, 11, Knoxville
Anderson, Bill, WB, 1955, 56, 57 (Capt.), Bradenton, Fla.
Anderson, Carson, OL, 2012 (Service), Florence, Ala.
Anderson, Charlie, DE, 1974, 75, 76, Florence, Ala.
Anderson, Cory, FB, 2003, 04, 05, 06 Knoxville
Anderson, Malcolm S., B, 1932, 33, 34, Tullahoma
Anderson, Wendell, RB, 1980 (Service), Knoxville
Andridge, Bob (Breezer), HB, 1938, 39, 40, Knoxville
Applewhite, J.M., LHB, 1911
Asumnu, Stanley, WR, 2006 (Service), Houston, Texas
Arbo, Billy, WR, 1975, 76, 77, 78, Knoxville
Archibald, Doug, LB, 1964, 65, 66, Sarasota, Fla.
Armstrong, Carlton, RB, 1979, 80, 81, Nashville

Armstrong, Jack, BB/QB, 1946, 47, 48, Lenoir City
Armstrong, Murray, RE, 1956, 57, 58, Somerville
Arnett, DeAnthony, WR, 2011, Saginaw, Mich.
Arnold, Max, DB, 2013, 14, 15, McKenzie, Tenn.
Asbury, E.J., G, 1944, 45, Kenvir, Ky.
Ashford, Patrick, H, 2014, 15, Morristown, Tenn.
Aszman, Jim, P, 1986, Cleveland
Atchley, Randy, OG, 1984 (Service), Seymour
Atherton, Myles, RB, 1998 (Service), Brandon, Miss.
Atkins, Doug, T, 1950, 51, 52, Humboldt
Augustine, Pat, RE, 1959, 61, 62 (Capt.), Loretto
Austelle, Alfred, T, 1934, Cowan
Austin, Raymond, DB, 1993, 94, 95, 96, (Capt.) Lawton, Okla.
Autry, Keith, OG, 1974, Louisville, Ky.
Ayres, Joseph, DT, 2010, 11, TE, 13, Knoxville
Ayres, Robert, DE, 2005, 06, 07, 08 (Capt.) Clio, S.C.
Aymett, Julian, C, 1902, 03, Pulaski

B

Bacon, J.B., RE, 1899
Bacon, Pryor E., HB, 1938, 39, Chattanooga
Bailey, Carey, DT, 1988, 89, 90, 91, Morgantown, W.Va.
Bailey, Howard H., T, 1932, 33, 34, Knoxville
Bailey, John (Skeeter) W., HB, 1938, Portland
Baird, Doug, OG, 1987, 88, 89, 90, Waverly
Baird, James A., LT, 1896, 97 (Capt.)
Baird, Robert R., RT, 1896, 97
Baker, Bill, WB, 1966, 67, 68, Jasper
Baker, Carey, RB, 1990, McEwen
Baker, Charles F., RG, 1947, 48, 49, Knoxville
Baker, Charles B., RT, 1960, Chattanooga
Baker, Rashad, DB, 2000, 01, 02, 03 (Capt.), Camden, N.J.
Baker, W.G., FB, 1906, 07, 08, Rockwood
Baldini, Ralph, G, 1961, Horseheads, N.Y.
Balitsaris, George, FB, 1946, 47, 48, Pittsburgh, Pa.
Balitsaris, Mike, E, 1939, 40, 41, Pittsburgh, Pa.
Balthis, R.F., Sub., 1901
Balthrop, Joe, OT, 1969, 70, 71, Clarksville
Bandemier, Bill, LB, 1973, Bolingbrook, Ill.
Banks, James, QB/WR, 2002, 03, Indianapolis, Ind.
Banks, Randy, DB, 1990, Knoxville
Baracca, Marty, FB, 1960, 61, Blairsville, Pa.
Barbish, Bill (Moose), QB, 1951, 52, 53, Cleveland, Ohio
Barker, Grey, RB, 1995, Humboldt
Barksdale, Val, DB, 1977, 78, 79, 80, Harriman
Barnes, Brett, LB, 2008 (Service), Knoxville
Barnes, William (Billy), E, 1937, 38, 39, Memphis
Barnes, W.O. Sub., 1896

GENERAL

STAFF

PLAYERS

REVIEW

HISTORY

HONORS

VOLMANAC

RECORDS



- Barnett, Derek, DE, 2014, 15, 16
Brentwood, Tenn.
- Barnhill, John H., G, 1925, 26, 27 (Capt.),
Savannah
- Barnum, Greg, C, 1999, Killeen, Texas
- Barron, David, OLB, 1974, 75, 76, 77,
Atlanta, Ga.
- Bartholomew, Ben, FB, 2008, 09, 11, 12
Nashville
- Bartholomew, Sam, BB, 1937, 38, 39
(Capt.), Hillsboro, W.Va.
- Bartholomew, Will, RB, 1998, 99, 00, 01
(Capt.) Nashville
- Bass, Ben, T, 1969, Nashville
- Bass, Vernon, DB, 1984, 85, 86, Gallatin
- Bates, Bill, DB, 1979, 80, 81, 82, Knoxville
- Bates, Dillon, LB, 2015, 16 Ponte Vedra
Beach, Fla.
- Bates, Jim, LB, 1966, 67, Oxford, Mich.
- Bates, William M., RE, 1893
- Batey, Jack S., E, 1924, Lewisburg
- Battle, Julian, DB, 2001, 02, Royal Palm
Beach, Fla.
- Baucom, Tom, DT, 1967, 68, 69, Nashville
- Baugh, William M., Sub., 1893
- Bayer, J.T., RG, 1909
- Bayer, S.D., LT, 1913, 14, 15, Cumberland City
- Bayless, John D., QB, 1931, 32, 33,
Hinsdale, Ill.
- Beard, Ed, BB, 1961, Norfolk, Va.
- Beavers, Brent, DE, 1997, Tazewell, Va.
- Becker, Hubert, TB, 1947, Tamaque, Pa.
- Beckler, David, E, 1970, Cleveland
- Becksvoord, John, PK, 1991, 92, 93, 94,
Chattanooga
- Beene, F.R., RHB, 1906
- Beene, Jones C. Jr., LE, 1901, 02, 03, 04, 05
- Beene, L. Phillip, T, 1928, 29, 30, Jasper
- Beene, Patton, RHB, 1901, 02
- Begnaud, Shane, DB, 1993, 95, 97,
Lafayette, La.
- Behrens, John, SE, 1975, 76 (Service),
Fairfax, Va.
- Bell, C.A., FB, 1897
- Bell, J.D., Sub., 1897
- Bell, L.L., RE, 1896
- Bellis, Leonard, E, 1945, Philadelphia, Pa.
- Bellmont, L.T., RHB, 1904
- Bennett, Andy, TB, 1969, 71, Tampa, Fla.
- Bennett, David, DB, 1989, 90, 91, 92,
Germantown
- Bennett, Fred, MG, 1984, 85, 86, Prichard,
Ala.
- Bennett, Tom L., DE, 1969, 70, 71,
Somerville
- Bennett, William R. (Bill), BB, 1956, 57,
Elizabethtown, Ky.
- Benson, Chris, WR, 1989, Ames, Iowa
- Benton, Charles, DB, 1983, 84, 85, 86,
Spring City
- Bergmeier, Ron, WB, 1947, 48, 49, St.
Louis, Mo.
- Berkhan, Rick, RB, 1977 (Service),
Atlanta, Ga.
- Bernard, George R., FB, 1893
- Beron, Billy, TE, 1994, 95, 96, River
Ridge, La.
- Berry, Elliott, LB, 2014, 15, 16 Fairburn, Ga.
- Berry, Evan, DB/KR, 2014, 15, 16 Fairburn,
Ga.
- Berry, Eric, DB, 2007, 08 (Capt.), 09
(Capt.) Fairburn, Ga.
- Berry, James, RB, 1978, 79, 80, 81 (Capt.),
Natchez, Miss.
- Beutel, Jim, BB, 1954, 55 (Capt.), North
Tonawanda, N.Y.
- Bevans, Mike, C, 1968, 69, 70, Donelson
- Bevis, William (Billy), B, 1942, 44, 45
(Capt.), Marianna, Fla.
- Bibee, M. Bert, C, 1932, 33, Jacksboro
- Bible, Alvah, T, 1970 (Service), Corbin, Ky.
- Biggers, Kurston, RB, 1999, 00, Nashville
- Binion, Larry, P, 1995, 96, Mesa, Ariz.
- Bird, Terry, OT, 1964, 65, 66,
Elizabethtown, Ky.
- Bituli, Daniel, LB, 2016, Antioch
- Blackstock, William (Bill), QB, 1951,
Knoxville
- Blair, Dontavius, OL, 2015, Anniston, Ala.
- Blair, Hal Edward, HB, 1919, 20, 21 (Capt.)
- Blair, Reuben Moore, LE, 1919,
Fayetteville
- Blake, Tom, T, 1945, Middletown, Ohio
- Blanc, Cody, WR, 2012, 13, 15, Knoxville
- Blankenship, Warren, C, 1959, 60, 61,
Huntingdon
- Blaylock, Brad, P, 2001 (Service)
Cincinnati, Ohio
- Blessing, Hugh 1944
- Bohannon, Willie, DE, 2009, 10, 11, 12,
Mobile, Ala.
- Bolden, Demonte', DT, 2006, 07, 08
Chattanooga
- Bolton, Chris, LB, 1977, 78, 79, 80,
Atlanta, Ga.
- Bond, Robert U., T, 1924, Lenoir City
- Bone, William (Bill), QB, 1923, 24,
Memphis
- Bonham, Shane, DT, 1992, 93, Fairbanks,
Alaska
- Bonner, Deion, DB, 2012, Columbus, Ga.
- Booker, Ronnie, MG, 1982, Knoxville
- Bordinger, Don, G, 1951, Williamsport, Pa.
- Borgognone, Dirk, PK, 1987, Reno, Nev.
- Boring, Frank (Boomer), T, 1949, 50, 51,
Alcoa
- Boulware, Robert, DB, 2002, 03, 04,
Charlotte, N.C.
- Boulware, Venzell, OL, 2016, Union City, Ga.
- Bourches, Joe E., Sub., 1893
- Bourkard, Harrison O., G, 1934, 35,
Knoxville
- Bourne, T.P., Sub., 1900
- Bowens, Minor, DT, 2010 (Service),
Memphis
- Bowles, Drae, WR, 2013, Jackson, Tenn.
- Bowman, Larry, TE, 1974, Knoxville
- Boyd, Samuel B., HB, 1893
- Boynton, John, OT, 1965, 66, 67, Pikeville
- Brackett, H.B. (Deke), QB, 1931, 32, 33,
Knoxville
- Brackney, Rick, DB, 1989 (Service),
Knoxville
- Bradford, Jim B., C, 1919, 20, Memphis
- Brady, David, OT, 1973, 74, 75, 76, Merritt
Island, Fla.
- Bradley, Shazzon, DT, 1988, 89, 90, 91,
Athens
- Branch, Rufus C., QB, 1910, 11 (Capt.) 12
- Brandau, Arthur A., C, 1942, Baltimore, Md.
- Brandt, Frederic (Fritz) P., E, 1928, 29,
30, Erwin
- Branisel, A.J., TE, 2013, South Euclid, Ohio
- Brann, Ray O., C, 1958, Knoxville
- Brawell, James, DB, 1996, Maryville
- Bray, Tyler, QB, 2010, 11, 12, Kingsburg,
Calif.
- Breeding, Ken, RE, 1960, 61, Kingsport
- Brengle, Bobby, TB, 1952, 53, 54, Spring
City
- Brewer, Brent, DB, 2010, 11, 12, 13, Tyrone,
Ga.
- Bridges, Greg, DB, 1980, Knoxville
- Bridges, Hal, G, 1956, Chattanooga
- Briggs, Jesse, RB, 1977, Memphis
- Brimfield, William, OT, 2009, Norway, S.C.
- Briscoe, Josh, WR, 2005, 06, 07, 08
Shelby, N.C.
- Brixey, Tom, LT, 1948, 49, Tullahoma
- Brodus, Derrick, PK, 2012, Alcoa
- Bronson, Tom, LB, 1987, Brooksville, Fla.
- Bronson, Tommy E., FB, 1955, 56, 57,
Gainesville, Fla.
- Brooks, Daniel, LB, 2003, 04, Jackson
- Broome, W. Lloyd, FB, 1938, 40, Knoxville
- Broug, J.L., LT, 1900, 01
- Brown, Bob, G, 1960, Lawrenceburg
- Brown, Bryce, RB, 2009, Witchita, Kan.
- Brown, C.D., HB, 1892
- Brown, Chris, TE, 2004, 05, 06, 07,
Destrehan, La.
- Brown, Earle W., G, 1939, 45, Knoxville
- Brown, Eddie, DB, 1971, 72, 73
(Capt.), Guild
- Brown, Eric, LB, 1996, 97, Edmond, Okla.
- Brown, Fred (Bo), E, 1923, 24, 25,
Cleveland
- Brown, Herbert T., G, 1928, 29, 30,
Nashville
- Brown, Jake, DS, 2008 (Service),
Conway, S.C.
- Brown, James P., RT, 1892, 93
- Brown, Jonathan, DE, 1994, 95, 96, 97,
Tulsa, Okla.
- Brown, Kenny, LT, 1960, 61, 62, Gallatin
- Brown, Laron, WR, 1983, Dayton, Ohio
- Brown, Richard, DT, 1984, 85, Riviera
Beach, Fla.
- Brown, Terry, DB, 1983, 84, 85, 86,
Macon, Ga.
- Brown, Tony, WR, 2001, 02, 03, 04
(Capt.), Lauderdale Lakes, Fla.
- Brown, Travis, DB, 1998 (Service),
Memphis
- Brown, Victor, DB, 1992, 93, Savannah,
Ga.
- Brown, W.C., Sub., 1906
- Brown, W.P., LT, 1908
- Brown, Wes, DE, 2006, 07, 08, 09,
Athens, Ala.
- Browne, David, C, 1968, 69, 70,
Birmingham, Ala.
- Brozowski, John, T, 1969 (Service),
Allentown, Pa.
- Bruhlin, John, OG, 1985, 86, 87, Knoxville
- Brunson, Mario, RB, 1990, 91, 92, 93,
Portsmouth, Va.
- Bryan, C.L., QB, 1899
- Bryant, Gavin, LB, 2015, 16, Jackson, Ala.
- Bryson, G.G., HB, 1899
- Bryson, Shawn, RB, 1995, 96, 97, 98,
(Capt.), Franklin, N.C.
- Bryson, William J., FB, 1940, Asheville,
N.C.
- Buchanan, Baylen, DB, 2016,
Lawrenceville, Ga.
- Buckingham, H.L., C, 1910
- Buckingham, Nash, FB, 1901, 02 (Capt.)
Memphis
- Bullard, Alex, OL/TE, 2011, 12, 13, Franklin
- Bullard, Ralph, OT, 1974, 75, 76, 77,
Atlanta, Ga.
- Burdette, A.M., Sub., 1906, 07
- Burdette, George M., G, 1923, 24, 25,
Lenoir City
- Burgess, Robert E., G, 1927, Knoxville
- Burke, Greg, PK, 1989, 90, Key Biscayne,
Fla.
- Bynum, Kenny, LB, 2014, 15, 16,
Jacksonville, Fla.
- Byrd, Tyler, WR, 2016, Naples, Fla.



Cafego, George, HB, 1937, 38, 39, Scarbro, W.Va.
 Caldwell, Chan, E, 1945, 46, 47, Knoxville
 Caldwell, J.A., RE, 1902, 03, 04, 05
 Caldwell, J.H. Jr., LHB, 1903, 04, 05
 Caldwell, Lamar, LB, 1970, 71, 72, Memphis
 Caldwell, Mike, OT, 1972, 73, 74, Birmingham, Ala.
 Callahan, P.H., B, 1914
 Callaway, Marquez, WR, 2016, Warner Robins, Ga.
 Callaway, Richard, TB, 1967, 68, 69, Eau Gullie, Fla.
 Callaway, Tom, MM, 1967, 68, 69, Welch, W.Va.
 Cameron, Bill, DT, 1963, 64, 65, Raeford, N.C.
 Cameron, A.D. (Scotty), HB, 1912, 14, 15, Chicago, Ill.
 Campbell, Bo, RB, 1995, Franklin
 Campbell, Corey, DB, 2003, 04, 05, Spring, Texas
 Campbell, David, DE, 1971, 72, 73, Nashville
 Campbell, Earl, G, 1950, 51, 52, Elizabethton
 Campbell, Eric, DB, 2000 (Service), Franklin
 Campbell, Josh, DS, 1998 (Service), Knoxville
 Cafego, George, HB, 1937, 38, 39, Scarbro, W.Va.
 Caldwell, Chan, E, 1945, 46, 47, Knoxville
 Caldwell, J.A., RE, 1902, 03, 04, 05
 Caldwell, J.H. Jr., LHB, 1903, 04, 05
 Caldwell, Lamar, LB, 1970, 71, 72, Memphis
 Caldwell, Mike, OT, 1972, 73, 74, Birmingham, Ala.
 Callahan, P.H., B, 1914
 Callaway, Richard, TB, 1967, 68, 69, Eau Gullie, Fla.
 Callaway, Tom, MM, 1967, 68, 69, Welch, W.Va.
 Cameron, Bill, DT, 1963, 64, 65, Raeford, N.C.
 Cameron, A.D. (Scotty), HB, 1912, 14, 15, Chicago, Ill.
 Campbell, Bo, RB, 1995, Franklin
 Campbell, Corey, DB, 2003, 04, 05, Spring, Texas
 Campbell, David, DE, 1971, 72, 73, Nashville
 Campbell, Earl, G, 1950, 51, 52, Elizabethton
 Campbell, Eric, DB, 2000 (Service), Franklin
 Campbell, Josh, DS, 1998 (Service), Knoxville
 Campbell, Kenneth, RB, 1990, 91, Chattanooga
 Campbell, M.R., T, 1896, 99, Tullahoma
 Campbell, L. Roe, QB, 1920, 21, 22, 24, Greenville
 Campbell, Tony, LB, 2000, 01, Athens, Ga.
 Canale, Frank, WB, 1962, Memphis
 Canale, George, TB, 1960, 61, 62, Memphis
 Canale, Whit, WB, 1962, 64, Memphis
 Canini, Pat, FB, 1963, Columbus, Ohio
 Cannon, Bram, H, 2008, 09, Memphis
 Cannon, Gary, KS, 1960, 61, Ft. Lauderdale, Fla.
 Cannon, R.L., HB, 1892
 Cannon, Sinclair, DB, 2005, 06, 07, Greer, S.C.
 Cantrell, Craig, LB, 1979, Knoxville
 Cantrell, Ed M., E, 1953, 54, 55, 56, Sparta

Careathers, Paul, RB, 1972, 73, 74, Lafayette, Ga.
 Carmichael, Nick, DB, 1971, 72, 73, Atlanta, Ga.
 Carpenter, Don, DB, 1969, 70, Providence, R.I.
 Carr, Hillrey, FB, 1956, Livingston
 Carr, J.R., LS, 2012, 13, Lomita, Calif.
 Carr, Marcus , TE, 1999 (Service), Kingsport
 Carroll, Alonzo M. Jr. (Goat), LE, 1911, 12, 13, 14
 Carroll, Steve, DT, 1967, 68, 69, Chattanooga
 Carson, Allan, DL, 2011, Oxford, Ala.
 Carter, Al, TB, 1955, 56, 57, Sarasota, Fla.
 Carter, Dale, DB, 1990, 91, Oxford, Ga.
 Carter, George, E, 1950, Farmville, Va.
 Carter, Howard, DT, 1976 (Service), Murfreesboro
 Carter, Jacob, WR, 2012, 13, 14, Nashville
 Carter, J.W., FB, 1959, 60, 61, Wise, Va.
 Carter, Tony, OLB, 1984 (Service), Nashville
 Carter, Vince, WR, 1984, 85, 86, Nashville
 Cartwright, Jim, BB, 1958, 59, 60, Athens
 Casteel, Mike, DT, 1980, 81, 82, Maryville
 Catanzano, Jon, DB, 2005 (Service) Murrysville, Pa.
 Cates, Clifton B., LT, 1914, 15
 Chadnock, John, G, 1944, 45, Steubenville, Ohio
 Chadwell, James J., T, 1942, Kingsport
 Chadwick, Dennis, WR, 1970, 71, 72, Decatur, Ga.
 Chadwick, Walter, TB, 1965, 66, 67, Decatur, Ga.
 Chambers, Harold, RT, 1960, Danville, Ky.
 Champion, Toby, OG, 1998, 99, 00, Humboldt
 Chancey, Ralph E., FB, 1946, 47, 48, 49 (Capt.), Cleveland
 Chancey, Steve, FB, 1971, 72, 73, Knoxville
 Chandler, Allen E., C, 1942, Johnson City
 Chandler, H.C., HB, 1913
 Chang, Peter, DB, 2005 (Service) Syracuse, Ind.
 Chapman, D.C., QB, 1896
 Chapman, Joey, PK, 1990, 91, 92, 93, Franklin
 Chapman, Ray M., C, 1953, LaFollette
 Chauvin, Christian, PK, 2001 (Service) Metairie, La.
 Chavis, John, DT, 1977, 78, Dillon, S.C.
 Christian, Bill, DT, 1977, 79, Indiana, Pa.
 Christmas, E.K., 1924, Morristown
 Cifers, Ed, E, 1938, 39, 40, Kingsport
 Cifers, Robert G., HB, 1941, 42, Kingsport
 Cissell, Don, RT, 1959, 60, Louisville, Ky.
 Clabo, Neil, P, 1972, 73, 74, Knoxville
 Clabo, Phil, OT, 1973, 74, 75, Knoxville
 Clark, Gregory, DL, 2013, Warner Robins, Ga.
 Clark, Vince, DB, 1982, 83, 84, Del Ray Beach, Fla.
 Clausen, Casey, QB, 2000, 01, 02, 03 (Capt.), Northridge, Calif.
 Clausen, Rick, QB, 2004, 05 (Capt.), Thousand Oaks, Calif.
 Claxton, J.O. (Jim), C, 1932, 33, 34, Knoxville
 Clay, Boyd, T, 1937, 38, 39, Old Hickory
 Clayton, Rufus, QB, 1922, Corydon, Iowa
 Clear, Cameron, TE, 2011, Memphis
 Clemmens, Bob B., HB, 1921, Maryville
 Clemmer, James H., E, 1930, 31, Benton
 Cleveland, Terence, WR, 1986, 87, 88, 89, Sweetwater

Clifton, Chad, OT, 1996, 97, 98, 99 (Capt.), Martin
 Clinkscales, Joey , WR, 1984, 85, 86 (Capt.), Knoxville
 Cloninger, Bob O., C, 1952, 53, Chattanooga
 Cobb, Reggie, RB, 1987, 88, Knoxville
 Cochran, E.R., LE, 1906
 Cockrell, Alan, QB, 1981, 82, 83, Joplin, Mo.
 Cody, J.R., C, 1907, Arlington
 Cofer, Joe, DB, 1982, 83, 84, Knoxville
 Cofer, Mike E. , TE, 1979, 80, 81, Chamberlee, Ga.
 Cofer, Mike L., DE, 1979, 80, 81, 82 (Capt.), Knoxville
 Coffey, Bryan, DB, 1985, Shalimar, Fla.
 Coffey, Charles, G, 1953, 54, 55, Shelbyville
 Coffman, Leonard, FB, 1937, 38, 39, Greeneville
 Coggins, Roger, BB/QB, 1948, 49, Portsmouth, Va.
 Coker, LaMarcus, TB, 2006 Antioch
 Cole, Bill, DB, 1973, 74, 75, Church Hill
 Cole, Jeff, OLB, 1983 (Service), Carthage
 Cole, Harry A., RT, 1910
 Coleman, B.J., QB, 2008, Chattanooga
 Coleman, Chuck , RB, 1981, 82, 83, Louisville, Ky.
 Coleman, Coasey, OT, 1997, 98, 99, Clarkston, Ga.
 Coleman, Jeff, DT, 1995, 96, 97, 98, Gaffney, S.C.
 Coleman, Jimmy L., E, 1938, 39, 40, St. Albans, W.Va.
 Coleman, Justin, DB, 2011, 12, 13, 14, Brunswick, Ga.
 Coleman, Lee, DT, 1969, Raleigh, N.C.
 Coleman, Reggie, OT, 1999, 00, 01, Jonesboro, Ark.
 Coleman, Wayne A., BB, 1960, 61, 62, Miami, Fla.
 Colhoun, Adams, Sub., 1897
 Collier, Harris T., C, 1893
 Colquitt, Britton, P, 2005, 06, 07, 08, Knoxville
 Colquitt, Craig, P, 1975, 76, 77, Knoxville
 Colquitt, Dustin, P, 2001, 02, 03, 04, Knoxville
 Colquitt, Jerry, QB, 1991, 92, 93, 94, Oak Ridge
 Colquitt, Jimmy, P, 1981, 82, 83, 84, Knoxville
 Colston, Travis, LB, 1999, 00, Marshville, N.C.
 Combs, Lewis, RB, 1982 (Service), Bluff City
 Cone, Steve, OG, 1973, 74, Lawrenceburg
 Connelly, Robert C., 1941
 Cook, John, TE, 1982, 83, 84, Knoxville
 Cook, Xavier, DB, 1982, Memphis
 Cooper, Kenneth, RB, 1981, 82, 83, 84, Huntsville, Ala.
 Cooper, Kevin, FB, 2008, 09, 10, Chattanooga
 Cooper, Richard, DT, 1984, 85, 87, Memphis
 Cooper, W.C., LHB, 1948, 49, 50, Knoxville
 Cooter, Jim Bob, QB, 2006 Fayetteville
 Copeland, Jeremaine, WR, 1995, 96, 97, 98, Harriman
 Corby, Graff, WR, 1996, 97, Knoxville
 Cornick, T.R., RT, 1899
 Costello, Mike, C, 1959, Springfield, Ohio
 Cottam, Brad, TE, 2004, 05, 06, 07, Germantown



Cottam, Jeff, TE, 2006, 07, 08, 09, Germantown
 Cotton, Jackie, MM, 1963, 64, 65, Memphis
 Cottrell, C.B., Sub., 1907
 Couch, Maurice, DL, 2011, 12, Orlando, Fla.
 Covington, C. L., LE, 1903
 Cox, J.T., RT, 1901, 02
 Cox, John B. 1891, 92
 Cox, Morgan, DS, 2007, 08, 09, Collierville
 Cox, William G. 1929, 31, RE, Sevierville
 Cozart, Joe, DB, 1981, 82, Sweetwater
 Craig, George P., B, 1933, 34, 35
 Craig, T.E., RT, 1899, Sherman, Texas
 Crain, Michael, DE, 2007 (Service) Jacksonville, Fla.
 Crawford, Denver, T, 1942, 46, 47 (Capt.), Kingsport
 Crawford, Edwin S., T, 1934, 35
 Crawford, Frank J., T, 1935, 36, 37
 Crawford, S.D., QB, 1901, 02
 Creamer, Andre, DB, 1984, 85, 86, 87, Baltimore, Md.
 Creer, Lennon, RB, 2007, 08 Tatum, Tex.
 Crompton, Jonathan, QB, 2006, 07, 08, 09 (Capt.), Waynesville, N.C.
 Croom, Jason, WR, 2013, 14, 16 Norcross, Ga.
 Crosby, Phillip, RB, 1997, 98, 99, Bessemer City, N.C.
 Cross, Roy L., E, 1942, 45, Knoxville
 Crossley, Andrew, FB, 2003 (Service), Talbott
 Crowder, Mack, OL, 2013, 14, 15, Bristol, Tenn.
 Crowson, Larry, QB, 1951, Sheffield, Ala.
 Crump, Raiques, LB, 2010, 11, 12, 13, Birmingham, Ala.
 Crutchfield, Todd 1987, ILB, (Service), Charleston, W.Va.
 Cruze, Kyle (Buddy), E, 1955, 56, Knoxville
 Cummins, Charles L. Sr., LE, 1919, 21, Fayetteville
 Cummins, Charles L. Jr., LE, 1949, Hartsville
 Cunningham, Chad, P/PK, 2007, 08, 09, 10, Dawsonville, Ga.
 Cunningham, Mike, OG, 1976, 77, Knoxville
 Cunningham, Rory, OG, 1980, Mableton, Ga.
 Cvetnick, John, FB, 1954, Century, W.Va.

D

Daffer, Ted, G, 1949, 50, 51, Norfolk, Va.
 Dafney, Bernard, OT, 1990, 91, Los Angeles, Calif.
 Dallas, Vincent, WR, 2011, 12, Ellenwood, Ga.
 Dalton, Benny, DB, 1968, 69, Walland
 Dalton, Bob, RG, 1961, 62, 63, Walland
 Dalton, Ray, LE, 1962, Franklin
 Dalton, Terry, SE, 1966, 67, 68, Goodlettsville
 Daniel, Trevor, P, 2015, 16 Dickson, Tenn.
 Daniels, Terry, DB, 1979, 80, 81, Miami, Fla.
 Daniels, Tim, OG, 1979, Massillon, Ohio
 Danychuk, Bill, T, 1964, Lachine, Quebec, Canada
 Darden, Brian, RB, 1996, 97, Vicksburg, Miss.
 Darr, Matt, P, 2011, 12, 14, Bakersfield, Calif.
 Darty, Landon, LE, 1955, 56, 57, Carbon Hill, Ala.

Darville, Stephen, DT, 2008 (Service) Rome, Ga.
 Davis, Antone, OT, 1987, 88, 89, 90, Fort Valley, Ga.
 Davis, Bob, C, 1949, 50, 51, Bluefield, W.Va.
 Davis, Charles, DB, 1983, 84, 85, 86, New Paltz, N.Y.
 Davis, Dorian, LB, 2006, 07, Iowa City, Iowa
 Davis, Harlan, WR, 1990, Metarie, La.
 Davis, Jabari, TB, 2001, 02, 03, 04, Stone Mountain, Ga.
 Davis, John (Tex), E, 1951, 52, Bogata, Texas
 Davis, Keith, RB, 1985, 86, 87, 88, Nashville
 Davis, Kevin, DE, 1974, 75, 76, Rome, N.Y.
 Davis, Ronald, DB, 1991, 92, 93, 94, Bartlett
 Davis, Steve L., DE, 1977, 78, 79, Knoxville
 Davis, Vando, RB, 1986, 87, 88, Wilmington, Del.
 Dawson, D.A., RHB, 1912, 13
 Daffer, Ted, G, 1949, 50, 51, Norfolk, Va.
 Dafney, Bernard, OT, 1990, 91, Los Angeles, Calif.
 Dalton, Benny, DB, 1968, 69, Walland
 Dalton, Bob, RG, 1961, 62, 63, Walland
 Dalton, Ray, LE, 1962, Franklin
 Dalton, Terry, SE, 1966, 67, 68, Goodlettsville
 Daniels, Terry, DB, 1979, 80, 81, Miami, Fla.
 Daniels, Tim, OG, 1979, Massillon, Ohio
 Danychuk, Bill, T, 1964, Lachine, Quebec, Canada
 Darden, Brian, RB, 1996, 97, Vicksburg, Miss.
 Darty, Landon, LE, 1955, 56, 57, Carbon Hill, Ala.
 Darville, Stephen, DT, 2008 (Service) Rome, Ga.
 Davis, Antone, OT, 1987, 88, 89, 90, Fort Valley, Ga.
 Davis, Bob, C, 1949, 50, 51, Bluefield, W.Va.
 Davis, Charles, DB, 1983, 84, 85, 86, New Paltz, N.Y.
 Davis, Dorian, LB, 2006, 07, Iowa City, Iowa
 Davis, Harlan, WR, 1990, Metarie, La.
 Davis, Jabari, TB, 2001, 02, 03, 04, Stone Mountain, Ga.
 Davis, John (Tex), E, 1951, 52, Bogata, Texas
 Davis, Keith, RB, 1985, 86, 87, 88, Nashville
 Davis, Kevin, DE, 1974, 75, 76, Rome, N.Y.
 Davis, Ronald, DB, 1991, 92, 93, 94, Bartlett
 Davis, Steve L., DE, 1977, 78, 79, Knoxville
 Davis, Vando, RB, 1986, 87, 88, Wilmington, Del.
 Dawson, D.A., RHB, 1912, 13
 Days, Kelly, DB, 1987, 88, 89, 90, Dayton, Ohio
 Deaver, Everett E. H., G, 1924, Knoxville
 Decker, James Quinn, FB, 1928, 29, 30, Nashville
 DeFillippo, Joe, RB, 1975 (Service), Lancaster, Ohio
 DeHart, Dick, QB, 1966 (Service), Bridgeport, Conn.
 DeLong, Keith, ILB, 1985, 86, 87, 88 (Capt.), Lawrence, Kan.
 DeLong, Ken, TE, 1967, 68, 69, Norfolk, Va.
 DeLong, Steve, G, 1962, 63, 64 (Capt.), Norfolk, Va.

DeLucca, Jerry, TE, 1954, 55, Peabody, Mass.
 Demastus, Mike, C, 1974, 75 (Service), Murfreesboro
 DeMelfi, Joe, C, 1962, Berwick, Pa.
 Denbo, Don, OG, 1968, 69, 70, Pulaski
 Denlinger, H.K., 1891, HB, (Capt.)
 Denney, Austin, TE, 1965, 66 (Capt.) Nashville
 Denson, Keith, DB, 1988, 89, Orville, Ohio
 Derryberry, F. Woodrow, B, 1935, 36, Columbia
 Derryberry, O. Merton, LE, 1930, 31, Columbia
 Derryberry, W. Everett, HB, 1925, 27, Columbia
 Derwin, Jim., TB, 1963, Wyandotte, Okla.
 Dickens, Phil W., B, 1934, 35, 36, Hartsville
 Dickerson, Calvin, MG, 1981, Memphis
 Dickerson, Mondre, DT, 2002, 03, Memphis
 Dickey, Daryl, QB, 1984, 85, Gainseville, Fla.
 Dietzen, Walter N., HB, 1919, 20, 21, South Pittsburg
 Dilemme, Bill, RB, 1991, Longwood, Fla.
 Dinges, D.C., LG, 1907
 Dingus, Vic, DE, 1967, 68, 69, Kingsport
 Diogu, Eric, TE, 1996, 97, 98, Garland, Texas
 Disney, Theodore E. (Ty), HB, 1929, 30, 31, Greenville
 Disspayne, Elmer, E, 1939, Nashville
 Dittmore, Frank M., E, 1934, 35, Etowah
 Dittmore, J.M., RT, 1958, Clarksville
 Doak, Alf, T, 1920, Tusculum
 Dobbs, Joshua, QB, 2013, 14, 15, 16 (Capt.), Alpharetta, Ga.
 Dobelstein, Bob, G, 1942, 44 (Capt.) 45, Bridgeport, Conn.
 Dobelstein, Russ, LT, 1944, 45, 46, Bridgeport, Conn.
 Dockery, Rex, LT, 1963, Cleveland
 Dodd, Robert Lee (Bobby), QB, 1928, 29, 30, Kingsport
 Dodson, Richard B., FB, 1925, 26, 27
 Donahue, Ken, T, 1949, 50, Coryton
 Donaldson, R.C., C, 1896
 Donaldson, W.J., LE, 1906
 Donelson, A.J. Jr., LHB, 1911, 12
 Doolin, Phil, DE, 1973, Rome, Ga.
 Dormady, Quinten, QB, 2015, 16, Boerne, Texas
 Dorsey, Albert, HB, 1965, 67, Tampa, Fla.
 Dorsey, Richard T., B, 1932, 33, 34, Memphis
 Dotson, Dewayne, DE, 1989, 90, Hendersonville
 Dougherty, Joe Q., T, 1933, 35, 36, Gate City, Va.
 Dougherty, Nathan W., RT, 1906, 07, 08, 09 (Capt.), Powell Station
 Douglas, A.H., LHB, 1901, 02
 Douglas, Aaron, OT, 2009, Maryville
 Douglas, Cody, OT, 2002, 03, 04, 05 (Capt.), La Marque, Texas
 Douglas, David, OT, 1984, 85, Spring City
 Douglas, Steve, DT, 1983, 84, Spring City
 Downey, Pat, BB, 1962, 63, Montgomery, Ala.
 Downs, Brendan, TE, 2011, 12, 13, 14, Bristol
 Drost, Ray, G, 1942, 46, 47, Scranton, Pa.
 Drummond, Keith, E, 1954, 55, Mt. Pleasant, Texas
 Drummonds, Ronnie, DE, 1968, 69, 70, Knoxville

Drummer, Tyler, WR/H, 2012, 13, Powell Dudley, Bubba, QB, 1969, Nashville
 Duff, Bill, DT, 1994, 95, 96, 97, Delran, N.J.
 Dumont, Guillaume, OG, 2003 (Service), St. Hubert, Quebec
 Duncan, Alan, PK, 1978, 79, 80, Norris Duncan, Clark, DB, 1977, 78, 80, Erwin Duncan, Clyde, WR, 1981, 82, 83, Oxen Hill, Md.
 Duncan, Edwin Cheek, HB, 1936, 37, 38, Decaturville
 Dunken, Jim, OLB, 1983, 84, Bakersfield, Calif.
 Dutton, Cliff, WR, 1992, Sykesville, Mo.
 Duvall, Jim, TE, 1975, 76, 77, Tullahoma

E

Earl, Richard, OT, 1970, 71, 72, Petersburg, Va.
 Eblen, R. Hooper, B, 1935
 Edgmon, Sam, FB, 2009, Pulaski
 Edmiston, Don (Speedy), T, 1939, 40, 41, Midland, Fla.
 Edmonds, Derrick, DB, 1996, 97, 98, 99, Tampa, Fla.
 Edmonds, H.M., RHB, 1896, 97, 1900, York, Ala.
 Edmonds, Oscar 1944, Knoxville
 Edwards, Anthony, DE, 1969, 70, 71, Kingsport
 Edwards, Skip, DB, 1964, 66, Ocala, Fla.
 Edwards, Thomas, OL, 2015, Kingsport, Tenn.
 Eichholtz, Bill, WR, 1984, Knoxville
 Eichholtz, Cory, DB, 2009, Knoxville
 Eldred, Ralph E., E, 1936, 37, 38
 Elkas, Ray, LG, 1948, 49, Pawtucket, R.I.
 Elkins, L.E., Sub., 1910
 Elliott, Frank S., T, 1925, 27
 Ellis, Alex, TE, 2014, 15, Delmar, Del.
 Ellis, Carl, T, 1963, 64, Mulberry, Fla.
 Ellis, Dick, T, 1967, Tullahoma
 Ellis, J.B., G, 1931, 32, 33, Halls
 Ellis, Shaun, DE, 1997, 98, 99, Anderson, S.C.
 Ellspermann, Steve, C, 1966 (Service), Ocala, Fla.
 Elmore, James W., HB, 1925, 26, 27, Knoxville
 Elmore, Kent, P, 1988, 89, Apopka, Fla.
 Emanuel, Frank, LB, 1963, 64, 65, Newport News, Va.
 Embry, Jim, LB, 1974, Louisville, Ky.
 Emendorfer, Bill, OG, 1970, 71, 72, Cleveland
 Emert, Justin, OT, 1998 (Service), Rockford
 Emery, John, DE, 1993, 94, Norco, La.
 Emmons, Bobby, RB, 1976, 77, 78, Fayetteville
 Emory, Bill, LHB, 1915, 16
 Emory, David, BB, 1957, Knoxville
 England, Lee, WR, 1987, 88, 89, Gallatin
 Ensley, Jerry, WB, 1960, 61, 62, Chandler, N.C.
 Epperson, Harry G., B, 1935, 36
 Epps, Cortney, WR, 1994, Dallas, Texas
 Epstein, Adam, PK, 1988, East Amherst, N.Y.
 Epstein, Jason, KS, 1992 (Service), East Amherst, N.Y.
 Ernsberger, Dick, FB, 1949, 50, 51, Mansfield, Ohio
 Etter, Gene, TB, 1958, 59, 60, Chattanooga
 Evans, Art, DB, 2008, 09, 10, 11, Lakeland, Fla.

Evans, Joe, QB, 1919, 20
 Evey, Dick, RT, 1961, 62, 63, Springfield, Ohio

F

Fagan, Jomo, WR, 2002, 03, 04, Plantation, Fla.
 Fair, Dale, FB, 1974, Elizabethton
 Fair, Terry, DB, 1994, 95, 96, 97, Phoenix, Ariz.
 Faircloth, Mallon, TB, 1961, 62, 63, Cordele, Ga.
 Fairfield, C.D., Sub., 1897, Oak Grove
 Falco, Joe, DT, 1963, 64, Bridgeport, Conn.
 Farmer, Joel, C, 1983, 84, 85, Knoxville
 Farrar, Scot, OT, 1976, 77, Manchester
 Faulkner, Craig, WR, 1990, 91, 92, 93 (Capt.), Richmond, Ky.
 Faust, Hugh D., QB, 1930, Knoxville
 Fayton, C.J., WR, 2002, 03, 04, 05, Virginia Beach, Va.
 Feathers, Beattie, B, 1931, 32, 33, Bristol, Va.
 Fellows, Roshawn, DB, 2004, 05, Warren, Ark.
 Felty, Gene, C, 1949, 50, Bristol
 Fender, M.W., FB, 1912
 Ferris, Charles E., RT, 1892
 Fielden, Alan, RE, 47, 48, 49, Knoxville
 Fields, Brad, DT, 1979 (Service), Ashland City
 Fields, Earnest, LB, 1988, 89, 90, 91 (Capt.), Milan
 Fils-aime, Carlin, RB, 2016, Naples, Fla.
 Filson, Dave, LB, 1968, 69, Nashville
 Finch, Kelsey, RB, 1976, 77, 78, Sheffield, Ala.
 Finlayson, Jake, TE, 2002, 03, 05, Selmer
 Finlayson, John, TE, 1998, 99, 00, 01 Selmer
 Finney, James I., C, 1928, 29
 Fisher, Armandos, LB, 1993, East St. Louis, Ill.
 Fisher, Bob, T, 1951, 52, 53, Cleveland, Ohio
 Fisher, Buddy, RE, 1961, 62, 63 (Capt.), Maxwell, Va.
 Fisher, James C., RT, 1892, 93
 Fisher, Jody, C, 1941, 42, Bluefield, W. Va.
 Fisher, John, C, 1988, 89, 90, 91 (Capt.), Milan
 Fisher, Lavoisier, ILB, 1982, 83, 84, 85, Nashville
 Fisher, Tom, LB, 1964, 65, Brooksville, Fla.
 Fisher, Walter, DE, 2006, 07, 08, Nashville
 Fitchpatrick, Tim, WR, 1973, 74, 75, Doraville, Ga.
 Fitzgerald, Jeremy, RB, 1997, Dayton
 Fitzgerald, Maurice (Buck), DB, 1998, 99, 00, 01, Nashville
 Fleming, Cory, WR, 1990, 91, 92, 93 (Capt.), Nashville
 Fleming, Troy, FB, 2000, 01, 02, 03, Franklin
 Fletcher, Mark, DB, 1988, 89, 90, 91, Cincinnati, Ohio
 Flora, Charles, E, 1949, 50, Danville, Va.
 Flowers, George, HB, 1924, Covington
 Flowers, Richmond, WB, 1966, 67, 68, Montgomery, Ala.
 Foley, Kevin, RB, 1996, Gatlinburg
 Folsom, Derrick, LB, 1989, Valdosta, Ga.
 Fonde, C.H., RHB, 1910, 11, 12 (Capt.)

Ford, Chester, RB, 1994, 95, 96, Danville, Ky.
 Ford, Glenn, RB, 1979, 80, Greensboro, N.C.
 Foreman, Malik, DB, 2013, 14, 15, 16, Kingsport, Tenn.
 Foster, Arian, RB, 2005, 06, 07, 08, San Diego, Calif.
 Foster, Clifton, DB, 1983 (Service), Alexandria, Va.
 Foster, Ramon, G, 2005, 06, 07, 08 (Capt.), Henning
 Fowler, W. S. (Monk), WB, 1947, Phillips, Texas
 Fowlkes, Steven, DL, 2012, College Park, Ga.
 Fox, D.N., LT, 1904, Knoxville
 Fox, R.E., LHB, 1904, Knoxville
 Foxall, Joe, LG, 1960, 61, 62, Nashville
 Foxx, Bob, HB, 1938, 39, 40, Knoxville
 Foxx, Frank, RB, 1976, 77, 78, Knoxville
 Francis, Hugh, HB, 1919
 Francis, J.H., Sub., 1910
 Francis, Jeff, QB, 1985, 86, 87, 88, Mt. Prospect, Ill.
 Francis, John, T, 1941, 46, 47, Knoxville
 Frank, Milton, G, 1931, 32, 33, Nashville
 Franklin, Aubrayo, DT, 2001, 02, Johnson City
 Franklin, Coy, RG, 1958, Madisonville
 Franklin, John, T, 1930, 31, 32, Covington
 Franklin, L.D. 1908, 09
 Franklin, Mack, E, 1951, 52, 53 (Capt.), Madisonville
 Franklin, Robbie, OG, 1964, 65, 66, Knoxville
 Frazier, Bobby, DE, 1963, 64, 65, Bartow, Fla.
 Frazier, Savion, LB, 2007, 08, 09, 10, Woodbridge, Va.
 Freeman, Brent, DB, 2008 (Service), Suwannee, Ga.
 Freeman, Dwayne, WR, 1992, Hagerstown, Md.
 French, F.D., RG, 1900, Maryville
 Frere, Rob, DT, 1970, 71, 72, Annandale, Va.
 Frere, Ron, OT, 1972 (Service), Annandale, Va.
 Frogg, Michael, C, 2006, 07, Kingston
 Frogg, Sammy, P, 2000, Kingston
 Frost, Ken, LT, 1959, 60, Brentwood
 Frost, Tim, DB, 1992, Scottsdale, Ga.
 Fugate, Channing, FB/LB, 2010, 11, 12, Jackson, Ky.
 Fuhler, Tom, DT, 1990, 91, Crystal Lake, Ill.
 Fuller, Ben F., G, 1927, 28, 29, Dyersburg
 Fuller, C.J., QB, 1902, 03, Memphis
 Fuller, Phillip, OG, 1969, 70, 71, Winchester
 Fulton, Charles, TB, 1965, 66, 67, Memphis
 Fulton, Robert W., T, 1935, 36
 Fulton, Zach, OG, 2010, 11, 12, 13, Homewood, Ill.
 Furlow, Derrick, DB, 2009, Atlanta, Ga.
 Furnas, Doug, RB, 1981, 82, Commerce, Okla.
 Furnas, Mike, OG, 1982, 83, Commerce, Okla.
 Fusco, Ryan, PK (Service) 2005, Memphis
 Fuson, Clyde (Ig), FB, 1942, Middlesboro, Ky.

GENERAL

STAFF

PLAYERS

REVIEW

HISTORY

HONORS

VOLMANAC

RECORDS



G

Gaffney, James T., HB, 1941, 42, Cumberland, Md.
 Gaines, Antonio, DB, 2004, 05, 06, 08, Covington
 Gaines, Cory, DB, 1995, 96, 97, Baton Rouge, La.
 Gaines, Greg, DB, 1978, 80, Nashville
 Gaines, Teddy, DB, 1998, 99, 00, 01, Kingsport
 Gaither, Omar, LB, 2002, 03, 04, 05, Charlotte, N.C.
 Galbreath, Harry, OG, 1984, 85, 86, 87 (Capt.), Clarksville
 Galiffa, Art, QB, 1964, 66, Donora, Pa.
 Gallagher, Joe, OG, 1973, 74, 75, 76, Chester, Pa.
 Galyon, Scott, LB, 1992, 93, 94, 95 (Capt.), Seymour
 Gamble, A.M., RG, 1899
 Gamble, R.M., E/QB, 1901, 02
 Gammage, Elliott, OT, 1965, 66, 67, Cedartown Ga.
 Gandy, Richie, OT, 2004, 05, Darlington, S.C.
 Gann, Gene, BB, 1960, 61, Tuscaloosa, Ala.
 Garmon, Bob, P, 1985, 86, 87, Birmingham, Ala.
 Garner, Charlie, RB, 1992, 93, Falls Church, Va.
 Garner, Hugh, WB, 1952, 53, 54, LaFollette
 Gaulden, Rashaan, DB, 2014, 16, Spring Hill, Tenn.
 Gault, Willie, WR, 1979, 80, 81, 82, Griffin, Ga.
 Gauze, J.W., C, 1911
 Gayles, Mike, FB, 1974, 75, 76, Cincinnati, Ohio
 Gaylor, Jim, PK, 1975, 76, 77, Nashville
 Gearing, Paul, LT, 1946, 47, 48, 49, Manongahela, Pa.
 Gebhardt, W.T., RT, 1892
 Geisler, J.V., RE, 1911, 12
 Gentry, Mack, DT, 1964, 65, 66, Knoxville
 George, Jeff, WR, 2016, Leavenworth, Kan.
 Gerardi, Greg, OT, 1990, Irvine, Calif.
 Gettys, P.W., RHB, 1902
 Gettys, R.E., HB, 1899
 Giampapa, Matt, LS, 2014, 15, Jackson, Tenn.
 Gibson, Brent, C, 1993, 94, 95, 96, Canton, N.C.
 Giddens, Clarence E., C, 1934, 35
 Gillem, Adam, DE, 2007 (Service), Knoxville
 Gillespie, Charles, OT, 1979, 82, Spring City
 Gilliam, Jacob, OL, 2014, Knoxville, Tenn.
 Gilliam, Jim, DS, 1991, Gallatin
 Glascott, Bob, FB, 1956, Philadelphia, Pa.
 Glass, Glenn, TB, 1959, 60, 61, Clewiston, Fla.
 Gleaves, Bob, BB, 1956, Shelbyville
 Glover, Jimmy, MM, 1965, 66, 67, Lafayette
 Godzak, Ed, WB, 1952, Webster, Pa.
 Gold, Bill, FB, 1941, 42, 46, Brockton, Mass.
 Golden, Tad, DB, 1998, 99, 00, 01, Lithonia, Ga.
 Gonce, J.W., G, 1903
 Gooch, Darin, C, 2010, 12, Reno, Nev.
 Gooch, Mike, OT, 1965, 67, 68, Florence, Ala.

Gooden, Bernard, OG, 1999, 00, Bradenton, Fla.
 Goodin, Chad, C, 1989, Englewood
 Goodin, Matt, DT, 1998 Englewood
 Goodrich, Dwayne, DB, 1996, 97, 98, 99, (Capt.) Oak Lawn, Ill.
 Goodrich, Guinn B., G, 1932, 33, Nashville
 Gordon, Bobby, TB, 1955, 56, 57, Pulaski
 Gordon, Eric, DB, 2010, 11, 12, Nashville
 Gordon, Milton, ILB, 1986, Jacksonville, Fla.
 Gordon, Rodney, OT, 1990, 91, 92, Toledo, Ohio
 Gordy, John, T, 1954, 55, 56 (Capt.), Nashville
 Gowdy, Jerry, LE, 1962, 63, North Charleston, S.C.
 Graddy, Sam, WR, 1985, 86, Atlanta, Ga.
 Graham, Bobby, WR, 1999, 00, 01, Statesville, N.C.
 Graham, Conrad, DB, 1970, 71, 72, Winston-Salem, N.C.
 Graham, J.H., LG, 1910
 Graham, Jay, RB, 1993, 94, 95, 96 (Capt.), Concord, N.C.
 Graham, Joe, OG, 1964, 67, Fayetteville
 Grant, Deon, DB, 1997, 98, 99, Augusta, Ga.
 Grant, Jason, DE, 1997 (Service), Brentwood
 Grant, Stan, DB, 1976, Boise, Idaho
 Granzow, Judd, LB, 1998, 99, Granada Hills, Calif.
 Gratz, Bobby, OG, 1963, 64, 65, Morristown
 Graves, Samuel Ray, C, 1940, 41 (Capt.), Knoxville
 Gravitt, Mitchell, TE, 1973, Hixson
 Gray, Daniel, DB, 2012, Lauderdale Lakes, Fla.
 Gray, Glenn, RE, 1963, 64, 65, Augusta, Ga.
 Green, Louis A., RT, 1926, Gallatin
 Green, T.B., LG, 1900, 01, 02, 03 (Capt.)
 Green, Ron, DT, 1995, 96, 97, 98, Severna Park, Md.
 Greene, Ben, DB, 2004, 05, 06, Jonesboro, Ga.
 Greenwood, B. J., Sub., 1912
 Greer, Jabari, DB, 2000, 01, 02, 03, Jackson
 Greer, R.A., HB, 1899
 Gregory, Kevin, DS, 1997, 98, 99, Union, S.C.
 Grieco, Gregory, LB, 2013, Knoxville
 Griesbach, Bob, LB, 1952, Portsmouth, Va.
 Griffin, Gerald, DB, 1996, 97, 98, 99, Murfreesboro
 Griffin, Stephen, DB, 2015, 16, Charlotte, N.C.
 Griffith, Dave, LHB, 1952, 53, Oak Ridge
 Grim, Joe, RE, 1901, 02, 03
 Grim, W.H., E, 1904
 Grimes, Bill, WR, 2006 (Service), Douglasville, Ga.
 Grizzard, Kenneth, C., 1921, 22, Clarksville
 Grubb, Jim, WB, 1956, 57, Oak Ridge
 Grubb, Wayne, RG, 1958, 59, 60, Athens
 Gruble, John, E, 1947, 48, 49, 50, Mt. Airy, N.C.
 Gудalis, Bill, C, 1958, Sykesville, Pa.
 Gudger, V.L., LHB, 1902, 03, Asheville, N.C.
 Guess, Nick, DS, 2010, 11, Knoxville
 Gunn, Carlton, LB, 1979, Tampa, Fla.
 Gunther, J.A., LG, 1906

Gurdak, Matt, WR, 2002 (service), Buckhannon, W. Va.
 Gust, Ron, E, 1952, 53, 54, North Tonawanda, N.Y.

H

Hackman, J.S., LHB, (Buddy) 1928, 29, 30, Nashville
 Hagy, Everett, Sub., 1896
 Hall, Chance, OL, 2015, Roanoke, Va.
 Hahn, Jimmy C., MG, 1966, 67, 68 (Service), Gainesville, Fla.
 Hahn, Jimmy R., QB, 1949, 50, 51, Newport News, Va.
 Hair, Sammy, DE, 1972, 73, 74, Dalton, Ga.
 Hale, Jerrone, WR, 2002 (Service), Morristown
 Hale, Troy, WR, 1985, DeSoto, Texas
 Hall, Chance, OL, 2016, 2016, Roanoke, Va.
 Hall, Jason, DT/DE, 2002, 03, 04, 05, Marietta, Ga.
 Hall, Jeff, PK, 1995, 96, 97, 98 (Capt.), Winchester
 Hambaugh, P.C., LT, 1915, 16, Clarksville
 Hamilton, H.T., RG, 1900
 Hamilton, Mercedes, OG, 1995, 96, 97, 98 (Capt.), Waynesboro, Ga.
 Hammond, Bill, RT, 1962, 63, Kingsport
 Hampton, Anthony, LB, 1994, 95, 97, Englewood, N.J.
 Hancock, Anthony, WR, 1978, 79, 80, 81, Cleveland, Ohio
 Hancock, Quintin, WR, 2007, 08, 09, St. Augustine, Fla.
 Hand, Omari, DE, 1999, 00, 01, 02 (Capt.), Tallahassee, Fla.
 Hannah, Carl, LE, 1956, Lafayette, Ga.
 Hannon, Chris, WR, 2002, 03, 04, 05, Sarasota, Fla.
 Haralson, Parys, DE, 2002, 03, 04 (Capt.), 05 (Capt.), Flora, Miss.
 Hardegree, Bo, QB, 2006 (Service), Jackson
 Hardesty, Montario, TB, 2006, 07, 08 (Capt.), 09 (Capt.), New Bern, N.C.
 Hardy, Darryl, LB, 1988, 89, 90, 91, Cincinnati, Ohio
 Haren, Kyle, LB, 1991, Chattanooga
 Hargiss, Joseph E., RG, 1893
 Harkleroad, Clay, OG, 1964, Kingsport
 Harkleroad, Rod, C, 1966 (Service), Knoxville
 Harkness, W.S. (Bill), QB, 1923, 24, 25, 26 (Capt.), Jellico
 Harp, Thomas (Red), B, 1935, 36, 37, Pineville, Ky.
 Harper, Alvin, WR, 1987, 88, 89, 90, Frostproof, Fla.
 Harper, Daryl, WR, 1980, 81, Memphis
 Harper, Reggie, TE, 1977, 78, 79, 80, Hartsville
 Harrell, Justin, DT, 2003, 04, 05, 06 (Capt.), Martin
 Harris, Chris, DB, 1993 (Service), Maryville
 Harris, Christian, LB, 2012, 13, Woodstock, Ga.
 Harris, Paul, WR, 2013, Accokeek, Md.
 Harrison, Jim, QB, 1979 (Service), Lakeland, Fla.
 Hartman, Kip, WR, 2003 (Service), Mt. Pleasant, Mich.
 Haslam, Jim, T, 1950, 51, 52 (Capt.), St. Petersburg, Fla.
 Hatcher, Adolphus H. (Buck), T, 1915, 16, 19, 20 (Capt.)
 Hatcher, Bill, HB, 1923, Fayetteville

Hatcher, O.C., FB, 1916
 Hatley, Ralph L., G, 1932, 33, 34 (Capt.), Jackson
 Hawkins, David, LB, 1983 (Service), Knoxville
 Hayden, Aaron, RB, 1991, 92, 93, 94, Detroit, Mich.
 Hayden, Jerrod, LB, 1997, Louisville, Ky.
 Hayes, Joe Black, G, 1935, 36, 37 (Capt.), Murfreesboro
 Hayley, Samuel B., T, 1911, 12, 13 (Capt.), Jackson
 Haynes, Samuel H., LE, 1893
 Haynesworth, Albert, DT, 1999, 00, 01, Hartsville, S.C.
 Hays, Robert L., C, 1891
 Hayworth, Tracy, DE, 1986, 87, 88, 89, Decherd
 Heard, Scott 1984, C, (Service), Athens
 Heath, Chris, DB, 2002, 03, Hattiesburg, Miss.
 Heath, Ricky, DB, 1973, Atlanta, Ga.
 Hefney, Jonathan, DB, 2004, 05, 06, 07, Rock Hill, S.C.
 Helm, Daniel, TE, 2014, Chatham, Ill.
 Helton, L.T., C, 1960, 62, Morristown
 Helton, Todd, QB, 1993, 94, Knoxville
 Henderson, John C., H/P, 2003, 04, Germantown
 Henderson, John N., DT, 1999, 00, 01 (Capt.) Nashville
 Henderson, Joseph Ray (Possum), G, 1916, 19, Knoxville
 Henderson, Sam, RB, 1982, 83, 85, South Bend, Ind.
 Hendricks, Gerald S., E, 1936, 37, 38
 Hendrix, Dwayne, DL, 2014, O'Fallon, Ill.
 Hendrix, Tim, TE, 1983, 84, 85, 86, DeSoto, Texas
 Henry, Duan, ILB, 1982, Newport
 Henry, Parker, H, 2016, Hendersonville, Tenn.
 Henry, Travis, RB, 1997, 98, 99, 00, Frostproof, Fla.
 Hensley, Steven, WR, 2009 (Service), Coalfield
 Hensley, Tom, T, 1952, 53, Knoxville
 Henson, Tavio, DB, 1989, 90, 91, 92, Severn, Md.
 Henton, Sterling, QB, 1987, 89, 90, Passaic, N.J.
 Herndon, L. Houston, E, 1927, 28, 29, Lexington
 Herrera, Anthony, OG, 2000, 01, 02, 03, Naples, Fla.
 Herring, Melvin G., HB, 1936, 37
 Herrmann, Gary, T, 1951, Davenport, Iowa
 Herzbrun, Lon, RG, 1955, 56, 57, Washington, D.C.
 Heydrick, Paul D., HB, 1929, Charleston, W.Va.
 Hibbard, Bob, WB, 1954, 55, 56, Midland, Pa.
 Hibbett, Johnny, OG, 1983, 84, 85, 86, Mt. Juliet
 Hickman, Herman, RG, 1929, 30, 31, Johnson City
 Hicks, Bob, C, 1947, Hazelton, Pa.
 Hiding, Lee, LB, 1973, 74, 75, Memphis
 Higginbotham, Roger, DT, 1974, Oak Ridge
 Hightower, Chris, PK, 2000 (Service), Weaverville, N.C.
 Hill, Alden, RB, 2013, Alliance, Ohio
 Hill, Claude, FB, 1946, 47, 48, Nashville
 Hill, Gaylon, OG, 1970, 71, 72, Brownsville
 Hill, Jimmy, QB, 1948, 49, 50, Maryville
 Hill, Ryan, FB, 2008 (Service), Kingston

Hillman, Bill, WB, 1942, 46, Kane, Pa.
 Hines, Tyrone, LB, 1994, 95, 96, Brownsville
 Hite-Smith, Van O., LG, 1896
 Hobby, Marion, DE, 1986, 87, 88, 89 (Capt.), Irondale, Ala.
 Hodge, Bonnie, HB, 1937
 Hogue, Chris, PK/P, 1996, 97, Memphis
 Holbert, David, FB, 2004, 05, 06, 08 (Service), Nashville
 Holland, Mark, C, 1992, 93, 94, Sale Creek
 Hollopeter, C. E., HB, 1899, 1900, 01 (Capt.)
 Holloway, Condredge, QB, 1972, 73, 74 (Capt.), Hunstville, Ala.
 Holloway, Jerry, OT, 1967, 68, Memphis
 Holohan, Francis, G, 1950, 51, 52, Niagara Falls, N.Y.
 Holsclaw, Claude, B, 1944, Elizabethton
 Holt, Laird, E, 1929, 30, 31, Franklin
 Holt, Ricky, OLB, 1981, 82, 83, Tifton, Ga.
 Holt, Robert (Tarzan), FB, 1920, 21, 22, 23 (Capt.)
 Honea, Ken, BB, 1961, 62, 63, Chattanooga
 Hood, Daniel, DL, 2011, 12, 13, Knoxville
 Hood, Merlyn, WR, 1970, 71, East Moline, Ill.
 Hooser, P. Hobart (Hobe), G, 1927
 Horn, David, TE, 1992, 93, 94, 95, Jonesboro, Ga.
 Horne, Kevin, DB, 1998 (Service), Tucker, Ga.
 Horner, Amos J., FB, 1927, 28
 Hough, Joe, QB/DB, 1976, 77, Oklahoma City, Okla.
 Houston, Cedric, TB, 2001, 02, 03, 04, Clarendon, Ark.
 Houston, Josh, WR, 2000, Kingston
 Hovanic, Mark, DT, 1985, 86, 87, Yorktown, Va.
 Howard, Alton, WR, 2012, 13, 14, Orlando, Fla.
 Howard, Anthony, DT, 1985, 86, Berkeley, Calif.
 Howard, Chip, WR, 1971, 72, 73, Knoxville
 Howard, Ermal, RG, 1946, 47, 48, Matawan, W.Va.
 Howard, Joey, DT, 1986, 87, Springfield, Ohio
 Howard, William, RB, 1984, 85, 86, 87, Lima, Ohio
 Howe, Bubba, C, 1954, 55, 56, Memphis
 Howell, Frank, DT, 1970, 71, Columbia
 Hubbard, Bill, G, 1953, 54, Lynchburg, Va.
 Hubbard, Hal, QB, 1951, 52, 53, Lynchburg, Va.
 Hubbell, Franklin S. (Bud), E, 1941, 42, 46, Bridgeport, Conn.
 Hubbell, Webster E., T, 1941, Bridgeport, Conn.
 Hubbeck, Carl, G, 1937
 Huddleston, Ben, E, 1946, 47, Chattanooga
 Hudson, John Bill, LE, 1960, 61, 62, Jefferson City
 Hueser, Vernon, C, 1946, 47, 48, Marcus, Iowa
 Huff, Avery, TE, 1980, New Market
 Huffman, Dick, T, 1942, 46, Charleston, W.Va.
 Hug, Paul N., E, 1928, 29, 30, Kingsport
 Hughes, Montori, DT, 2009, 10, Murfreesboro
 Humphreys, Cecil C. (Sonny), E, 1933, 34, 35, Paris
 Hundley, Elmo E. T., 1927
 Huneycutt, Ralph, C, 1947, 48, 49, Appalachia, Va.

Hunt, Brian, MG, 1985, 86, 87, DeSoto, Texas
 Hunt, George, KS, 1969, 70, 71, Clearwater, Fla.
 Hunter, George L., E, 1936, 37, 38, Somerset, Ky.
 Hunter, Justin, WR, 2010, 11, 12, Virginia Beach, Va.
 Hurd, Jalen, RB, 2014, 15, Hendersonville, Tenn.
 Hurley, Leonard F., T, 1920, 21, 22
 Hurst, Bill, P, 1998 (Service), Brentwood
 Husband, Tom, C, 1958, 60, Nashville
 Hust, Al, E, 1940, 41, 42 (Capt.), Cleveland, Ohio
 Hust, Emil R., E, 1939, 41, Cleveland, Ohio
 Hutchinson, Byron, T, 1942, St. Petersburg, Fla.
 Hutton, Tom, P, 1991, 92, 93, 94, Memphis
 Hyde, Jerry, RHB, 1951, 52, 53, Fort Wayne, Ind.

I

Ijams, Howard A., QB, 1891, 92, 93 (Capt.)
 Inglett, Paul, LG, 1959, 60, Augusta, Ga.
 Ingram, Brian, DE, 1977, 78, 79, Memphis
 Ingram, Mark, C, 1995, 96, Sneads Ferry, N.C.
 Ingram, Phil, WR, 1978, 79, Nashville
 Ingram, Reggie, LB, 1990, 91, 92, 93, Memphis
 Irwin, Tim, OT, 1978, 79, 80, Knoxville
 Ishii, Dusty, DB, 2003, Huntington Beach, Calif.

J

Jackson, Bernard, DE, 1998, 99, 00, 01, Louisville, Ky.
 Jackson, Howard, RT, 1956, 57, 58, Kingston
 Jackson, Janzen, DB, 2009, 10, Lake Charles, La.
 Jackson, Leonard, MG, 1980, 81, Macon, Ga.
 Jackson, Malik, DT, 2010, 11, Northridge, Calif.
 Jackson, Marcus, OL, 2011, 12, 14, Vero Beach, Fla.
 Jakobik, Jack, DB, 1991, 92, Nashville
 James, Andre, LB, 1998, 99, 00, 01, Harmony, N.C.
 James, David, OG, 1980, 81, 82, Cincinnati, Ohio
 James, Ja'Wuan, OT, 2010, 11, 12, 13, Suwanee, Ga.
 James, Roland, DB, 1976, 77, 78, 79 (Capt.), Jamestown, Ohio
 Janes, Palmer, E, 1919, 20, 21, Memphis
 Jared, W. Bennett, LHB, 1915
 Jarnagin, F. W., C, 1899, 1900, 01, Jefferson City
 Jarvis, Ron, FB, 1965, 66, 67, Rochester, N.Y.
 Jasper, Bill, C, 1949, 50, 51, Somerset, Ky.
 Jeffers, Lemont Holt, DE, 1978, 79, 80, 81 (Capt.), Hampton, Va.
 Jeffries, Danny, DB, 1970, 71, 72, Dyersburg
 Jelliscorse, Reggie, C, 1964, 65, Morristown
 Jenkins, Danny, DT, 1975, 76, 77 (Capt.), Elizabethton
 Jenkins, DeRon, DB, 1992, 93, 94, 95, St. Louis, Mo.



Jenkins, Lee, DB, 1980, 81, 82, Atlanta, Ga.
 Jenkins, Ryan, WR, 2014, Marietta, Ga.
 Jennings, Juan, WR, 2015,, 16,
 Murfreesboro, Tenn.
 Jernigan, Tom, DB, 1967, 68, Union City
 Jester, Mike, OG, 1978, 79, Cincinnati,
 Ohio
 Jester, Nick, LB, 1992, 93, 94, 96, Delray
 Beach, Fla.
 Johnson, Alexander, James (A.J.), LB,
 2011, 12, 13, 14, Gainesville, Ga.
 Johnson, Austin, FB, 2008, 09, 10, 11
 (Capt.), Hickory, N.C.
 Johnson, Bill, RG, 1955, 56, 57 (Capt.),
 Sparta
 Johnson, Bob, C, 1965, 66, 67 (Capt.),
 Cleveland
 Johnson, Brandon, DB, 2003, Tulsa, Okla.
 Johnson, Brandon, WR, 2016, Plantation,
 Fla.
 Johnson, Carl, DE, 1970, 71, 72, Palatka,
 Fla.
 Johnson, David, DT, 1987, 88, Dayton
 Johnson, Frank, LE, 1905
 Johnson, Greg, LB, 1993, 94, 95, 96,
 Nashville
 Johnson, Harold, QB, 1948, 49, 50,
 Jackson
 Johnson, Howard, T, 1926, 27, 28 (Capt.),
 Knoxville
 Johnson, Inquoris (Inky), DB, 2004, 05,
 06, Atlanta, Ga.
 Johnson, Jakob, LB, 2014, 15, 16,
 Stuttgart, Germany
 Johnson, Johnathon, WR, 2013, 14, 15,
 Friendswood, Texas
 Johnson, L.B. (Farmer), T, 1926, 27, 28,
 Clarksburg, Ohio
 Johnson, Lemond, DB, 2013, 14, Cooper
 City, Fla.
 Johnson, Marsalous, DB, 2006, 07, 08,
 09, Smyrna
 Johnson, Neil, TE, 1998, 99, Nashville
 Johnson, Paul, C, 1973, 74, 75, Cleveland
 Johnson, Ramone, OT, 2008, Chicago, Ill.
 Johnson, Shawn, LB, 1996, 97, Louisville,
 Ky.
 Johnson, Steve, DB, 1994, 95, 97, 98,
 Powder Springs, Ga.
 Johnson, Steven, P, 1993 (Service),
 Knoxville
 Johnson, Tom, T, 1963, Stillwater, Okla.
 Johnson, Tom D., C, 1970, 71, 72,
 Cleveland
 Johnson, W.C., E, 1906, 07, 08, 09, 10
 (Capt.), Memphis
 Johnston, James G., T, 1928, 29, Knoxville
 Jolley, Jack, C, 1979, 80, Simpsonville,
 S.C.
 Jones, Dale, OLB, 1983, 84, 85, 86
 (Capt.), Cleveland
 Jones, Eli, WR, 2001 (Service), Salem, Mo.
 Jones, Frank D., G, 1926, Morristown
 Jones, Gerald, WR, 2007, 08, 09, 10,
 Oklahoma City, Okla.
 Jones, Greg, LB, 1974, 75, 76, 77 (Capt.),
 Bristol
 Jones, Greg R., DT, 2002, 03, Jonesboro,
 Ark.
 Jones, Jack, OL, 2015, 16, Murfreesboro,
 Tenn.
 Jones, Johnnie, RB, 1982, 83, 84 (Capt.),
 Mumfords
 Jones, Kendrick, WR, 1991, 92, 93, 94,
 Collierville
 Jones, Kenny, TE, 1978, 79, 81, 82,
 Nashville
 Jones, Marc, RB, 1989, 90, Syracuse, N.Y.

Jones, Mark, WR/DB, 2000, 01, 02, 03,
 Wallingford, Pa.
 Jones, Mike E., MM, 1967, 68, 69,
 Nashville
 Jones, Mike S., T, 1971, Kingsport
 Jones, Montrell, WR, 2001, 02, Louisville,
 Ky.
 Jones, Philip E., G, 1923, 24, Knoxville
 Jones, Sam W., E, 1923, 24, 26, Nashville
 Jones, Steven, OT, 2007, Brentwood
 Jones, Wilbert, DB, 1978, 79, 80,
 Brownsville
 Jordan, Dick, E, 1942, 46, McCall Creek,
 Miss.
 Juin, Reggie, DB, 2013, Conyers, Ga.
 Julian, Jason, WR/S, 1988, 89, 90, 91,
 Knoxville
 Jumper, Colton, LB, 2015, 16, Lookout
 Mountain, Tenn.
 Jumper, Tommy, G, 1950, Chattanooga

K

Kamara, Alvin, RB, 2015, 16 (Capt.),
 Norcross, Ga.
 Karl, Ryan, LB, 2004, 05, 06, 07, Franklin
 Kaseta, Vince, E, 1949, 50, 51, Brockton,
 Mass.
 Keener, Samuel, RHB, 1906
 Keever, Wade, B, 1934, Johnson City
 Keufauer, Estes, G, 1922, 23, Madisonville
 Kell, Chip, OG, 1968, 69, 70, Decatur, Ga.
 Keller, John, OG, 1968, 69, 70, Bristol
 Kelley, Mike, OLB, 1986, 87, 88,
 Chattanooga
 Kelly, Andy, QB, 1988, 89, 90, 91, Dayton
 Kelly, Farmer, RT, 1911, 12, 13, 14 (Capt.)
 Kelly, John, RB, 2015, 16, Detroit, Mich.
 Kelly, Todd, DE, 1989, 90, 91, 92 (Capt.),
 Hampton, Va.
 Kelly, Todd, Jr., DB, 2014, 15, 16,
 Knoxville, Tenn.
 Kelly, Van W., C, 1936, 37
 Kemp, Austin, LB, 1997, 98, Brentwood
 Kemp, C.M., LG, 1915
 Kemp, Ricardo, DB, 2006, 07,
 Warren, Ark.
 Kendrick, Brett, OL, 2014, 15, 16,
 Knoxville, Tenn.
 Kendrick, Edward, DT, 1999, 00, 02,
 Macon, Ga.
 Kennedy, Edwin M., LE, 1919, Knoxville
 Kent, Jermaine, WR, 2001 (Service),
 Huntsville, Ala.
 Kent, Joey, WR, 1993, 94, 95, 96,
 Huntsville, Ala.
 Kerbyson, Kyler, OL, 2012, 13, 14, 15,
 Knoxville
 Kern, R.A., RG, 1905
 Kerney, Neal, RB, 1994 (Service),
 Kingsport
 Kerr, Andy, PK, 2003 (Service), Maryville
 Kerr, R.V., LB, 1911, 12, 13, 14, Savannah
 Kesterton, T.O., LT, 1909
 Kidd, George, LB, 1992, 93, 94, 95, Milan
 Kile, Jack, LG, 1959, Sweetwater
 Killian, Gene, OT, 1971, 72, 73, Tampa, Fla.
 Kilpatrick, Brent, WR, 1994 (Service),
 Greenback
 Kimbro, Bryan, OLB, 1985, 86, 87, 88,
 Dickson
 Kimbrough, Charles, OLB, 1985, 86, 87,
 Mobile, Ala.
 Kincaid, Bill, C, 1956, LaFollette
 Kiner, Steven, LB, 1967, 68, 69, Tampa,
 Fla.
 King, Craig, LB, 1994, 95, 96, Asheville,
 N.C.

King, Greg, LB, 2009, 13, Memphis
 King, Harry F., T, 1922, 23, 24, Knoxville
 King, Justin, FB, 2012, 14, Dunwood, Ga.
 King, William B., HB, 1941, Knoxville
 Kipp, S.S., LHB, 1909
 Kirk, Todd, C, 1985, 86, 87, Pennington
 Gap, Va.
 Kirkland, Aaron, TE, 2002, Fayetteville,
 N.C.
 Kirkland, Darrin, Jr., LB, 2015, 16,
 Indianapolis, Ind.
 Klarer, Rudolph (Rudy), G, 1941, 42,
 Louisville, Ky.
 Kline, Cedric, LB, 1986, 87, 88, 89,
 Loudon
 Kluge, Steve, MG, 1979, 80, 81, 82,
 Staunton, Va.
 Knappe, E.C., LG, 1900
 Knight, Steve, OG, 1981, 82, 83, Abingdon,
 Va.
 Kohlase, Charles E., FB, 1929, 30, 31,
 Knoxville
 Koleas, George L., G, 1935, 36
 Kolenik, Vic, E, 1951, 52, Leechburg, Pa.
 Kolinsky, Frank, RT, 1955, 56, 57,
 McKees-Rocks, Pa.
 Kongbo, Jonathan, DL, 2016, Surrey, B.C.
 Kozar, Andy, FB, 1950, 51, 52, St. Michael,
 Pa.
 Krause, Dick, LT, 1958, Augusta, Ga.
 Kreis, Gary, E, 1967, 68, 69, Oliver
 Springs
 Kremser, Karl, KS, 1967, 68, Levittown, Pa.
 Krouse, Henry W., B, 1932, 34, 35,
 Memphis
 Kyler, Greg, WR, 1995, Baltimore, Md.

L

Labach, Joe E., HB, 1893
 Lacore, John O., LG, 1893
 LaCoste, Kelley, DE, 1967, Baton Rouge,
 La.
 Lambert, Ken, DE, 1971, 72, Jacksonville,
 Fla.
 Lampley, Brad, OT, 1996, Louisville, Ky.
 Lane, Eric, RB, 1993, 94, 95, 96, East
 Orange, N.J.
 Lane, Hunter, E, 1919, 20, 21, 22, Buntyon
 Lane Jr., Marlin, TB, 2011, 12, 13, 14,
 Daytona Beach, Fla.
 Lanier, Izauea, DB, 2011, Gordo, Ala.
 Lanter, Bill, C, 1956, 57, Oak Ridge
 LaSorsa, Mike, LE, 1958, 59, 60 (Capt.),
 Hudson Falls, N.Y.
 Larkins, Corey, TB, 2001, 02, 03, 04,
 Opelika, Ala.
 Lassiter, Robert, WR, 1970, 72,
 73, Bethpage
 Latham, F.S. Jr., LE, 1909, 10
 Lathers, Herman, LB, 2009, 10, 12, Baton
 Rouge, La.
 Lathrop, Herbert A., LT, 1891
 Lauricella, Hank, TB, 1949, 50, 51,
 New Orleans, La.
 Lavin, Robert, HB, 1924, Knoxville
 Law, Allen 1944
 Lawder, Rynd, Jr., RE, 1893
 Layman, Jason, OT, 1992, 93, 94, 95
 (Capt.), Sevierville
 Leach, J. Walker, LHB, 1905, 06, 07, 08
 (Capt.)
 Leach, Sonny, E, 1970, 71, 72, Raleigh, N.C.
 Leachman, Lamar, C, 1952, 53, 55,
 Cartersville, Ga.
 Leak, C.J., QB, 2002, 03, 04, Charlotte, N.C.
 Leake, David, QB, 1963, 64, 65, Memphis
 Leake, Don, LE, 1958, 59, 60, Memphis

Leaverton, David, P, 1998, 99, 00, (Capt.)
Midland, Texas

Ledford, Dennis Marshall, T, 1941,
Knoxville

Lee, Alan, OG, 1974, Oak Ridge

Leffler, Willie T., G, 1936, 37

Lenoir, Patrick, OT, 1988, 89, 90, 91,
Germantown

Letner, Cotton, RE, 1958, 59, 60, Ten Mile
Levine, Mark, RB, 1995, 96, 97, Dallas,
Texas

Levine, Sam, G, 1936, 37

Lewis, Jamal, RB, 1997, 98, 99, Atlanta,
Ga.

Lewis, LaTroy, DL, 2013, 14, 15, 16, Akron,
Ohio

Lewis, Roderick, DB, 1990, 91, Mobile, Ala.

Ligon, David, OG, 2004, 05, 06,
Germantown

Lincoln, Daniel, PK, 2007, 08, 09, 10,
Ocala, Fla.

Lincoln, Jeremy, DB, 1987, 88, 90, 91,
Toledo, Ohio

Lindsay, Charles, T, 1919, 21, Knoxville

Lindsay, Robert M. (Rus), FB, 1911, 12, 13, 14

Linebarier, Chip, DB, 1976, 77, 78,
Memphis

Lippe, William T., B, 1934, 35

Lipscomb, Paul, T, 1942, Centralia, Ill.

Lis, Stan, QB, 1952, Philadelphia, Pa.

Little, Joseph P. (Joe), C, 1936, 37, 38,
Sparta

Little, Leonard, DE/LB, 1995, 96, 97
(Capt.), Asheville, N.C.

Littleford, Hal, TB, 1947, 48, 49 (Capt.),
Bristol

Lloyd, DeAngelo, DE, 1997, 98, 99, 00,
Charlotte, N.C.

Lloyd, Owen C., E, 1941, 42, Montgomery,
W.Va.

Locke, Eric, WR, 2000, Murfreesboro

Lockett, W.E., Sub., 1911

Logan, J.G., QB, 1899, 1900, Knoxville

Logan, Kim, OLB, 1975, 76, 77,
Birmingham, Ala.

Logan, Nicholas E., LE, 1993

Long, R.A., BB, 1942, 45, 46, Trenton

Longmire, Charlie, WR, 1990,
Andersonville

Longmire, Wayne, LT, 1900, 01

Lothrop, D. B., RHB, 1915

Lott, Andre, DB, 1998, 99, 00, 01 (Capt.),
Memphis

Loucks, J. C., QB, 1906, 07, 08

Loudermilk, Robert, PK, 1999, Memphis

Love, Emmon, WR, 1971, 72, 73, Oak Ridge

Lovingood, Frank, T, 1934

Lovingood, Riley, LS, 2016,
Hendersonville

Lowe, Andy, HB, 1916, 21

Lowe, J.G., E, 1922, 23, 24 (Capt.) 25
(Capt.), Fountain City

Lowe, Jim, OT, 1963, 65, South Fulton, Ky.

Lowe, Theodore, LT, 1927, Fountain City

Lowe, W.O. (Chink), RT, 1914, 15, 16, 19
(Capt.), Knoxville

Lowe, Wes, DB, 1989, Nashville

Lucci, Mike, C, 1960, 61 (Capt.),
Ambridge, Pa.

Luck, James K., FB, 1915, 16

Lukowski, Joe, LG, 1957, 58, 59,
Riverhead, N.Y.

Lund, Bob, WB, 1945, 46, 47, 48, Knoxville

Luttrell, Bill, T, 1938, 39, 40, Knoxville

Lyman, Elbert J., RE, 1896, 1900

Lynch, Brian 1997, P. (Service), Nashville

Lynn, Alan, C, 1979, McMinnville

Lyons, Vernon, G, 1950, 51, Norfolk, Va.

M

Madden, L.J., Sub., 1911

Maggitt, Curt, LB, 2011, 12, 14, West Palm
Beach, Fla.

Mahelona, Jesse, DT, 2004, 05 (Capt.),
Kailua-Kona, Hawaii

Mainous, Beau, DB, 1987, 88,
Germantown

Maiure, Joe, LHB, 1950, 51, 52, New
Kensington, Pa.

Major, Mark, FB, 1944, 45, 46, 47,
Knoxville

Majors, Bill, TB, 1958, 59, 60, Sewanee

Majors, Bobby, DB, 1969, 70, 71, Sewanee

Majors, John, TB, 1954, 55, 56, Huntland

Malone, Josh WR, 2014, 15, 16, Gallatin,
Tenn.

Malone, Robert, WR, 1976, 78, Huntsville,
Ala.

Maloney, Frank, FB, 1896, 97

Mankin, Carr, LG, 1892

Manning, John, B, 1944, 45, Elizabethton

Manning, Peyton, QB, 1994, 95, 96, 97
(Capt.), New Orleans, La.

Maples, Talmadge R. (Sheriff), C, 1931, 32,
33 (Capt.), Knoxville

Mapu, J.T., DT, 2002, 03, 06, 07, Kahuku,
Hawaii

Marfield, George R., LE, 1892

Marino, Rick, LB, 1966, 67, 68, Memphis

Mark, Alton S., E, 1931, 32, 33, Easton, Pa.

Markloff, Dave, RHB, 1949, Philadelphia,
Pa.

Marquart, Cliff, LT, 1959, 60, 61, Louisville,
Ky.

Marren, Bill, OG, 1977, 78, 79, 80,
Saddle Brook, N.J.

Marsh, Steven, DB, 1999, 00, 01, 02,
Wingate, N.C.

Martin, Ben, DE, 2007, 08, 09, 11 (Capt.),
Cincinnati, Ohio

Martin, Bill, DS, 2005 (Service),
Goodlettsville

Martin, Craig, C, 1990, 91, Newport

Martin, Danny, DB, 1979, 80, McMinnville

Martin, David, WR, 1997, 98, 99, 00,
Norfolk, Va.

Martin, Fred, E, 1963, 64, Hagerstown, Md.

Martin, Justin, DB, 2015, 16, Antioch, Tenn.

Martin, Ray, RHB, 1951, 52, Danville, Va.

Martin, Tee, QB, 1996, 97, 98, 99 (Capt.),
Mobile, Ala.

Marvin, Mickey, OG, 1973, 74, 75, 76,
Hendersonville, N.C.

Massey, R.H., RHB, 1910

Mathews, Joey, QB, 1999, 00, 01,
Sevierville

Mathis, Andre, LB, 2006, 08, Erie, Pa.

Matthews, John, OT, 1981, 82, 83,
Memphis

Mattox, Bruce, LG, 1961, 62, Bassett, Va.

Mauck, Mike, DB, 1974, 75, 76,
Radford, Va.

Mauriello, Bob, TB, 1966, Whittier, Calif.

Maxwell, Jim, QB, 1970, 71, Nashville

May, W.E. (Bill), QB, 1913, 14, 15

Mayer, Eugene S., C, 1930, 31 (Capt.),
Chattanooga

Mayes, J.C., HB, 1908, Farmington

Mayes, Vin, G, 1966 (Service), Stamford,
Conn.

Mayo, Bill, OG, 1981, 82, 83, 84, Dalton,
Ga.

Mayo, Jerod, LB, 2005, 06, 07, Hampton,
Va.

Mayock, Dick, T, 1952, Philadelphia, Pa.

Mays, Kevin, OG, 1991, 92, 93, 94 (Capt.),
Kingston

McAdams, Johnny, DT, 1981, 84,
Lexington

McAllester, Sam J., FB, 1903, 04,
Chattanooga

McAllister, W.L., QB, 1909

McArthur, Dave E., T, 1925, 26, 27

McBrayer, Brett, TE, 1987, 88, Maryville

McBride, Junior, WR, 1981, Zanesville, Ohio

McBride, Turk, DE, 2003, 04, 05, 06
(Capt.), Camden, N.J.

McCabe, Willis, QB, 1919, Memphis

McCallum, Chip, KS, 1988, 89, Marietta, Ga.

McCarren, William, HB, 1936, 37, 38

McCartney, Ronnie, DE, 1973, 74, 75
(Capt.), Charleston, W.Va.

McClain, Hubert, WB, 1961, Waynesboro

McClain, Lester, WB, 1968, 69, 70,
Nashville

McClendon, Jacques, OG, 2006, 07, 08,
09, Cleveland

McClennon, John, RB, 1982, Cookeville

McCleskey, J.J., WR, 1989, 90, 91, 92,
(Capt.), Knoxville

McClung, C.J. (Mgr.) 1904

McClure, Victor, TE, 2002, 03, 04, Hixson

McClure, W.K. (Bill), RE, 1912, 13, 15

McCollum, Clarence H., FB, 1907, 08

McConnell, E.M., Sub., 1900

McCord, Darris, T, 1952, 53, 54 (Capt.),
Franklin

McCoy, Rico, LB, 2006, 07, 08, 09,
Washington D.C.

McCroskey, Clemmons, RB, 1989, 90,
Shelbyville

McCroskey, Frank, G, 1952, 53, Sevierville

McCullers, Daniel, DL, 2012, 13, Raleigh,
N.C.

McCullough, Andy, WR, 1994, 95, 96,
97, Dayton, Ohio

McDaniel, Terry, DB, 1984, 85, 86, 87,
Saginaw, Mich.

McDaniel, Tony, DT, 2003, 04, 05,
Columbia, S.C.

McDaniel, Victor, DB, 1983, Griffin, Ga.

McDonald, Jim, DE, 1966, 67, 68,
Knoxville

McDougal, Ed, QB, 1974 (Service),
Coral Gables, Fla.

McDowell, Cortez, DB, 2014, 15, 16,
Locust Grove, Ga.

McEver, Gene, HB, 1928, 29, 31, Bristol, Va.

McFadden, Bud, G, 1955, Philadelphia, Pa.

McGee, Tim, WR, 1983, 84, 85 (Capt.),
Cleveland, Ohio

McGeehan, Chick, E, 1968, Eddystone, Pa.

McGlothlin, Bill, LB, 1970, 71, 72, Portland

McGlothlin, Matt, DT, 2003, 05, 06,
Richlands, Va.

McGuire, Kennard, WR, 1986, 87, Memphis

McGruder, Lynn, DT, 2000, Las Vegas,
Nev.

McGuire, R.L., RG, 1910, 11, 12, Norton, N.C.

McKeen, E. Allyn, E, 1925, 26, 27,
Memphis

McKelvy, Jerry, G, 1965, Camden

McKenzie Jr., Reginald Kahlil, DL, 2015,
16, Walnut Creek, Calif.

McKenzie, Nevin, LB, 2007, 08, San
Antonio, Tex.

McKenzie, Raleigh, C, 1982, 83, 84,
Knoxville

McKenzie, Reggie, OLB 1981, 82, 83, 84,
Knoxville

McKinney, Roger, DB, 1970, Tampa, Fla.

McLean, Evan A., C, 1912, 13, 14, 15
(Capt.), Knoxville

McLeary, Don, TB, 1968, 69, 70, Jackson

McMaken, Troy, WR, 1999 (Service),
Antioch

McMeans, Neal, DE, 1966, 67, 68, Gate City, Va.
 McMichael, Jeff, LB, 1981, 82, Knoxville
 McNamara, Jim, OG, 1966, Dayton, Ohio
 McNeil, Josh, C, 2006, 07, 08, 09 (Service), Collins, Miss.
 McNeil, LaDarrrel, DB, 2012, 13, 14, 15, Dallas, Texas
 McPherson, C.L., E, 1932, Knoxville
 McQuady, Claude, G, 1945, Louisville, Ky.
 McRae, Charles, OT, 1987, 88, 89, 90, Clinton
 McRee, Kenny, G, 1945, Milan
 McSpadden Malcolm, B, 1914
 McWilliams, John, T, 1954, Philadelphia, Pa.
 Meachem, Robert, WR, 2004, 05, 06, Tulsa, Okla.
 Medford, Elijah, LS, 2016, Burlington, N.C.
 Medley, Aaron, PK, 2014, 15, 16, Lewisburg, Tenn.
 Meek, Bill, QB, 1940, 41, 42, Birmingham, Ala.
 Melas, Alex 1966, MG, (Service), New York, N.Y.
 Melton, Gary, OT, 1966, 67, Maryville
 Meneses, Oscar B, 1944, Yeadon, Pa.
 Merritt, J.B., E, 1968, (Service), Greenville, S.C.,
 Meseroll, Norman, RT, 1946, 47, 48, 49, New Brunswick, N.J.
 Messimer, Jesse, ILB, 1984, Graysville
 Meyer, Charles, QB, 1951, Cincinnati, Ohio
 Michels, John, G, 1950, 51, 52, Philadelphia, Pa.
 Middlebrooks, Nate, TE, 1986, 87, 88 (Capt.), Chattanooga
 Middleton, Albert, B, 1932, New Britain, Conn.
 Milam, Kevin, TB, 1970, Memphis
 Milchin, Jerry, C, 1961, 62, 63, Bluefield, W.Va.
 Miles, Adam, DS, 2002, 03, 04, 05, Hendersonville
 Miles, Willie, DB, 1998, 99, 00, 02, Ft. Worth, Texas
 Miley, Floyd, DB, 1988, 89, 90, 91, Fort Lauderdale, Fla.
 Miller, Anthony, WR, 1986, 87, Pasadena, Calif.
 Miller, Ben, C, 1944, 45, Chattanooga
 Miller, Bubba, C, 1992, 93, 94, 95 (Capt.), Franklin
 Miller, Corey, DE, 2010, 11, 12, 13, Wellford, S.C.
 Miller, Darrrell, DB, 2015, Cedar Hill, Texas
 Miller, Darrin, ILB, 1984, 85, 86, 87, Flemington, N.J.
 Miller, Jaylen, DL, 2014, Gaffney, S.C.
 Miller, Jim, RB, 1983, 84, 85, 86, Nashville
 Miller, Michael, WR, 1980, 81, 82, Flint, Mich.
 Mills, Joe, OG, 1973, 74, Greenville, S.C.
 Mills, Johnny, E, 1964, 65, 66, Elizabethton
 Milner, Orvis, BB/QB, 1946, 47, Knoxville
 Milton, Matt, WR, 2011, Mascoutah, Ill.
 Mims, Chris, DE, 1990, 91, Los Angeles, Calif.
 Miner, Jim, RE, 1947, 48, 49, Mentor, Ohio
 Mitchell, Charles T., BB, 1941, 42, 43, St. Albans, W.Va.
 Mitchell, Cleon, RB, 1993, Lauderdale Lakes, Fla.
 Mitchell, D.K., C, 1931, Knoxville
 Mitchell, Jason, LB, 2002, 03, 04, 05, Abbeville, La.
 Mitchell, Marvin, LB, 2002, 03, 05, 06 (Capt.), Norfolk, Va.
 Mitchell, Stan, FB, 1963, 64, 65, Sparta
 Mitchell, Steve, DE, 1971, 72, 73, Sparta

Mitchell, Xavier, DE, 2004, 05, 06, 07, Long Beach, Miss.
 Mitchell-Thornton, Nigel, LB, 2009, 10, 11, Stone Mountain, Ga.
 Mixon, Dimarya, DL, 2014, 15, 16, Compton, Calif.
 Mixon, Manley, DE, 1968, 69, 70, Nashville
 Moeller, Gene, LB, 1951, 52, Davenport, Iowa
 Moseley, Emmanuel, DB, 2014, 15, 16, Greensboro, N.C.
 Mosley, Charles, OL, 2016, Brighton
 Mohrman, Mike, DT, 1972, 73, 74, Boise, Idaho
 Molaskey, Ron, G, 1965, Sharon, Pa.
 Molck, Ricky, OT, 1971, 72, Memphis
 Molinski, Ed, G, 1938, 39, 40, Massillon, Ohio
 Mondelli, Jim, MM, 1967, 68, Nashville
 Moore, Charles A., FB, 1891
 Moon, David, OT, 1984, Meridianville, Ala.
 Moore, Byron, DB, 2011, 12, 13, Carson, Calif.
 Moore, Charles C. Jr., RG, 1891, 92 (Capt.)
 Moore, Denarius, WR, 2007, 08, 09, 10, Tatum, Tex.
 Moore, Dustin, TE, 1995, 96, Greenville
 Moore, Eddie, LB, 1999, 00, 01, 02 (Capt.), South Pittsburg
 Moore, Gary, RB, 1977, 78, 79, Decatur
 Moore, Jeff, WR, 1975, 76, 77, 78, Memphis
 Moore, Mark, DT, 1988, 89, Charleston, W.Va.
 Moore, Owen Bud, HB, 1926
 Moore, Rashad, DT, 1999, 00, 01, 02, Huntsville, Ala.
 Moore, Terry, RB, 1972, 73, 74, 75, Clinton
 Moore, Vincent, WR, 1987, 89, 90, Memphis
 Moran, Charley B., HB, 1897
 Morel, Bobby, MG, 1964, 65, 66, College Grove
 Morgan, Anthony, WR, 1988, 89, 90, Cleveland, Ohio
 Morgan, Ed, RHB, 1950, 51, 52, Hendersonville, N.C.
 Morgan, Stanley, WB, 1973, 74, 75, 76, Easley, S.C.
 Morley, Demetrice, DB, 2005, 06, 08, Miami, Fla.
 Morris, B.Y., C, 1922, 23, Cedar Hill
 Morris, Horace, DE, 1991, 92, 93 (Capt.), Miami, Fla.
 Morris, Randall, RB, 1980, 81, 82, 83, Long Beach, Calif.
 Morris, W.W., RT, 1915, 16
 Morrow, Russ, C, 1944, 45, St. Louis, Mo.
 Morton, Bobby, TB, 1962, 63, Murfreesboro
 Morton, Robert, DE, 1975, Richmond, Ky.
 Moses, Fred J., B, 1933, 34, 35, Knoxville
 Moseley, Emmanuel, DB, 2014, 2015, 2016, Greensboro, N.C.
 Mosley, Charles, OL, 2015, Brighton, Tenn.
 Moss, Ray, C, 1956, 57, 58, Chattanooga
 Mugleston, Steve, LB, 2003, (Service), Knoxville
 Mulloy, Richard, E, 1939, 40, 41, Louisville, Ky.
 Munoz, Michael, OT, 2000, 02, 03 (Capt.), 04 (Capt.), Mason, Ohio
 Munro, Colin, T, 1951, 53, Aurora, Ill.
 Murdic, Jon, DB, 1972, 73, 74, Franklin
 Murphy, David, HB, 1966, 67, Columbia
 Murphy, John, TE, 1975, 76, 77, Jackson
 Murrell, W.J., RG, 1911
 Murrell, William, G, 1936
 Murrlet, Martin, DB, 1977, 78, Knoxville
 Mutter, Mitch, C, 1967, Johnson City

Myers, Andy, G, 1950, 51, 52, Knoxville
 Myers, James A. (Jim), G, 1941, 42, 46, Madison, W.Va.
 Myers, Jason 1997, DS, (Service), Huntington
 Myers-White, Adam, LB, 2005, 06, 07, 08, Hamilton, Ohio
 Myles, Jr., Darren, DB, 2009, Atlanta, Ga.
 Myslinski, Tom, OG, 1988, 89, 90, 91, Rome, N.Y.

N

Nails, Brett, WR, 1985 (Service), Bolivar
 Nash, Marcus, WR, 1994, 95, 96, 97, Tulsa, Okla.
 Naumoff, Paul, LB, 1964, 65, 66 (Capt.), Columbus, Ohio
 Neal, G.F., Sub., 1896
 Neal, Karlton, DE, 2001, 02, 03, 04, Chicago, Ill.
 Neal, Rajion, TB, 2010, 11, 12, 13, Fayetteville, Ga.
 Needham, Kenneth L. (Shorty), G, 1933, 34, 35, Knoxville
 Neff, Herbert Artie, HB, 1922, 23, 24, 25, South Pittsburg
 Nelson, Lance, LB, 1990, Wichita, Kans.
 Nelson, Ralph, OG, 1993, Kingsport
 Nelson, Tony, DB, 1986, 87, 88, Knoxville
 Nettles, Ray, LB, 1969, 70, 71, Jacksonville, Fla.
 Newman, Fred, FB, 1939, 40, Knoxville
 Newman, Philip, K, PK, 2002, 03, (Service), Marietta, Ga.
 Newman, W.M., FB/LG, 1896, 99, 1900 (Capt.), Knoxville
 Newsome, Scott, DS, 2002, 03, 04, Jacksonville, Fla.
 Neyland, Bob Jr., RHB, 1952, 53, Knoxville
 Nichols, Jack, FB, 1960, 61, Loudon
 Nicholson, Jacob H. (Jake), E, 1920, 21, Chattanooga
 Nickla, Ed, E, 1951, 52, Long Island, N.Y.
 Nicklin, Strang, HB, 1896 (Capt.) 97
 Noe, Richie, LB, 1992, Lake City
 Noel, Henry W., G, 1940, 41, Greenville
 Noel, Tori, DB, 1993, 95, 96, 97, Memphis
 Noonan, Jim, MG, 1976, 77, 78, 80 (Capt.), Dyersburg
 North, Lee, C, 1978, 79, 80, 81 (Capt.), Tucker, Ga.
 North, Marquez, WR, 2013, 14, 15, Charlotte, N.C.
 Nowling, William E., FB, 1940, 41, 42, St. Petersburg, Fla.

O

O'Brien, Danny, DL, 2013, 14, 15, Flint, Mich.
 Ofenheuss, Will, OT, 1999, 00, 01, 02 (Capt.), Martin
 Oku, David, RB, 2009, 10 Midwest City, Okla.
 Olasimbo, Roy, TB, 2007 (Service), Riverdale, Ga.
 Oldham, Donnie, LB, 1977, Castalian Springs
 Oleksiak, Pat, TB, 1952, 54, Hempstead, N.Y.
 Olmstead, H.S., RT, 1899
 Olszewski, Jeff, QB, 1979, 80, 81, Parma, Ohio
 O'Neal, Art, C, 1963, Alexandria, Va.
 O'Neal, Kenny, WR, 2007, San Ramon, Calif.
 Orr, Bunny, FB, 1959, 60, 61, Bolivar



Orta, Geraldo, DB, 2012, 13, 14, Valdosta, Ga.
 Osborne, Marquill DB, 2016, Cornelius, N.C.
 Overbey, Beasley, HB, 1920
 Overholt, Bobby, LE, 1957, Knoxville
 Overstreet, Will, DE, 1998, 99, 00, 01 (Capt.), Jackson, Miss.
 Overton, Mike, C, 1973, 74, 75, 76, Commerce, Ga.
 Owens, O.J., DB, 2001, 03, New London, N.C.

P

Pafford, R.W., LG, 1904, 05, Mt. Juliet
 Page, David, DT, 1973, 74, 75, Franklin
 Paidousis, Mike, T, 1944, 45, 46, Steubenville, Ohio
 Pair, Marques, OL, 2013, 14, Sumter, S.C.
 Palardy, Michael, P/PK, 2010, 11, 12, 13, Coral Springs, Fla.
 Palmer, Edwin C., B, 1933, 34, 35 (Capt.), Shelbyville
 Panuska, Pete, RB, 1984, 85, 86, Brick, N.J.
 Parker, Anthony, OG, 2005, 06, 07, 08, Jonesboro, Ga.
 Parker, Eric, WR, 1998, 99, 00, 01, Shorewood, Ill.
 Parker, Jason, DB, 1992, 93, 94, 96, Garland, Texas
 Parker, S.Y., FB, 1903, 04, 05
 Parman, D.C. 1910, Franklin
 Parrish, Doug, DB, 1979, 80, 81, 82, Americus, Ga.
 Parrish, Jarod, DB, 2003, 04, 06, 07, Summerville, Ga.
 Parsons, David, DB, 1974, 75, 76, Murfreesboro
 Partin, Maxwell R., WB, 1941, 45, 46, Jacksonville, Fla.
 Patterson, Bobby, TB, 1967, 69, Nashville
 Patterson, Cordarrelle, WR/KR, 2012, Rock Hill, S.C.
 Patterson, Don, RG, 1958, 59, 60, Ringgold, Ga.
 Patterson, Jack, FB, 1963, 64, 65, Nashville
 Patterson, Ryan, DT, 1990, 92, 93, Jenks, Okla.
 Paty, John M., TB, 1962, 63, 64, Knoxville
 Paty, John W., B, 1934, 35
 Payne, D'Andre, DB, 2014, Washington, D.C.
 Payne, Harold (Herky), TB, 1949, 50, 51, Pensacola, Fla.
 Peace, Robert, LB, 2000, 01, 02, 03, Ruston, La.
 Pearce, Lanny, TB, 1968, Stone Mountain, Ga.
 Pearman, Bill, T, 1947, 49, 50, 51, Charlotte, N.C.
 Pearson, Von, WR, 2014, 15, Newport News, Va.
 Pedersen, Arnold, LG, 1962, 63, Bridgeport, Conn.
 Peebles, Antron, TE, 1996, 97, 98, Murfreesboro
 Peel, Ike, HB, 1939, 40, 41, Dyersburg
 Peery, Arnall, RHB, 1906, 07, 08, 09, Spring Hill
 Penland, J.D., RG, 1910
 Peoples, Carlton, DB, 1979, 80, 81, 82, Memphis
 Peppers, Victor, DB, 1984, 85, 86, 87, Albany, N.Y.
 Perkins, Marion, FB, 1936, 37
 Perry, Robbin, OT, 1987, Brentwood

Persinger, Tim, T, 1969, Johnson City
 Peterman, Nathan, QB, 2013, 14, Fruit Cove, Fla.
 Peterson, Trey, OG, 1993, 94, 95, New Smyrna Beach, Fla.
 Petrella, Bob, DB, 1963, 64, 65, Philadelphia, Pa.
 Petruzzi, Leo, QB, 1932, 33, Smithport, Pa.
 Pfeiffer, Scott, TE, 1993, 94, 95, St. Louis, Mo.
 Phillips, Ed, G, 1963, Tellico Plains
 Phillips, Frederick H., Sub., 1893
 Phillips, Greg, OG, 1975, 76, Huntsville, Ala.
 Phillips, Jimmie R., HB, 1920, 22, South Pittsburgh
 Phillips, Kyle, DL, 2015, 16, Nashville, Tenn.
 Phillips, Marvin, RE, 1958, 59, 60, Union City
 Phillips, Mose, RB, 1991, 92, 93, 94, Nashville
 Phillips, Vernon, RB, 1980, Fort Pierce, Fla.
 Pick, Jack M., C, 1934, 35
 Pickens, Carl, WR, 1989, 90, 91, Murphy, N.C.
 Pickens, Richard, FB, 1966, 67, 68, Knoxville
 Pickett, Justus, RB, 2014, Charlotte, N.C.
 Pickle, Joe, LB, 1983 (Service), Knoxville
 Picou, Quay, DL, 2015, 16 Sugar Hill, Ga.
 Pierce, Phil, QB, 1969, 70, 71, Athens
 Pierce, W.W., Sub., 1899
 Pike, Patrick (Buddy), E, 1944, 45, 46, North Fork, W.Va.
 Pillow, Ronnie, LB, 1994, 95, 96, Columbia
 Pinner, Sam, C, 1996, 97, Memphis
 Plemons, Josh, QB, 2000, Kingston
 Poe, Jon, LB, 2003, 04, 05, Covington
 Poe, Matt 1994, DB, (Service), Nashville
 Poles, Roland, RB, 1987, 88, 89, 90, Caledonia, N.Y.
 Poley, David, DE, 1973, 74, Memphis
 Polofsky, Gordon, FB, 1949, 50, 51, Cranston, R.I.
 Poole, Robert, OT, 1994, 95, 96, 97, Birmingham, Ala.
 Poole, Steve, LB, 1973, 74, 75, Ft. Oglethorpe, Ga.
 Poole, Tauren, TB, 2008, 09, 10 (Capt.), 11 (Capt.), Toccoa, Ga.
 Pope, Cody, C, 2010, Julian, Calif.
 Pope, Jackie, TB, 1960, Oak Ridge
 Porter, James W., E, 1934, 36
 Porter, Steve, C, 1976, 77, 78, Murray, Ky.
 Potts, Tommy, RE, 1956, 57, 58, Wellston, Ohio
 Ponders, Louis E., E, 1932, 33, 34, Memphis
 Powe, Roc, RB, 1991, Mobile, Ala.
 Powell, Don., HB, 1923, Memphis
 Powell, Jeff, RB, 1985, Nashville
 Powell, Jim, LE, 1942, 46, 47, 48 (Capt.), Miami, Fla.
 Powell, John, G, 1951, 52, 53, Mt. Pleasant
 Powers, Eddy, DB, 1975, 76, 77, Clarksville
 Powers, Rick, LB, 1976, 77, Homewood, Ala.
 Powers, William K., HB, 1919
 Pratt, Troy, DB, 1996, Lafayette, La.
 Price, Jason, QB/H, 1995, 96, Knoxville
 Price, Mike, WB, 1966, 67, 68 (Service), Knoxville
 Price, Peerless, WR, 1995, 96, 97, 98, Dayton, Ohio
 Price, Royal, G, 1942, 46, 47, Johnstown, Pa.

Priest, Tim, DB, 1968, 69, 70 (Capt.), Huntingdon
 Priest, Tom, FB, 1953, 55, Miami, Fla.
 Prigmore, Quincy, RB, 1992, 93, 94, 95, Cleveland
 Pritchard, Ken, LE, 1962, 63, Charleston, Miss.
 Proctor, E.B., C, 1904, 05, 06 (Capt.)
 Proctor, J.B., TB, 1946, 47, 48, Nashville
 Propst, John, LB, 2010, 11, 12, 13, Hoover, Ala.
 Pruett, Kenneth, FB, 1949, 50, Knoxville
 Prugh, Chuck, C, 2004, Maryville
 Pryor, Wesley, WR, 1983, 85, 86, DeSoto, Texas
 Puki, Craig, LB, 1975, 76, 78, 79 (Capt.), Seattle, Wash.
 Pulliam, Robert, DT, 1972, 73, 74, Salisbury, N.C.

Q

Quillen, Ford, BB, 1958, Gate City, Va.

R

Rabenstein, Russ, DB, 1973, 74, 75, Atlanta, Ga.
 Rader, Charles, T, 1954, 55, 56, Greeneville
 Ragsdale, T. M., RG, 1905, 06
 Raines, Stephaun, DB, 2009, Dalton, Ga.
 Rainey, Horace (Red), HB, 1913, 14
 Rakestraw, Wes, ILB, 1985, Cleveland
 Ramseur, Chris, LB, 1997, 98, Maiden, N.C.
 Ramsey, R.W., FB, 1909
 Randolph, Brian, DB, 2011, 13, 14, 15, Kennesaw, Ga.
 Ransley, Allen C., C, 1936, 37, Gallatin
 Ransom, Lester, DB, 2005 (Service), Oakland, Calif.
 Rapien, Mike, TE, 1988, 89, 90, Cincinnati, Ohio
 Ratliff, Billy, DT, 1996, 97, 98, 99 (Capt.), Magnolia, Miss.
 Ratliffe, Leslie, OT, 1992, 93, 94, Newport, Ark.
 Raulerson, Ray, OL, 2015, Tampa, Fla.
 Raulston, C.S., QB, 1909
 Rayburn, Virgil H., E, 1930, 31, 32, Dyersburg
 Reado, Jarvis, OT, 1995, 97, 98, Marrero, La.
 Reagan, Seth, H, 2000, 01, 02, Knoxville
 Rechichar, Bert, WB, 1949, 50, 51 (capt.), Belle Vernon, Pa.
 Redding, Jack, 1944, Pulaski
 Reed, C.H., LT, 1892
 Reed, Justin, TE, 2003, 04, 05, Punta Gorda, Fla.
 Reeder, Claude S., Sub., 1906
 Reeves, Von, TE, 1988, 89, 90, 91, Knoxville
 Reeves-Maybin, Jalen, LB, 2013, 14, 15, 16 (Capt.), Clarksville
 Reagan, Dick, T, 1944
 Register, Arch, T, 1921
 Reich, Phil, PK, 1987, Fort Lauderdale, Fla.
 Reid, Junior, RB, 1977, 78, 80, Humboldt
 Reineke, Charles W., QB, 1928, 29, 30, Wheeling, W.Va.
 Respert, Jason, C/OG, 2000, 02, 03, 04 (Capt.), Warner Robins, Ga.
 Reveiz, Carlos, PK, 1985, 86, Miami, Fla.
 Reveiz, Fuad, PK, 1981, 82, 83, 84, Miami, Fla.
 Reveiz, Nick, LB, 2007, 08, 09 (Capt.), 10 (Capt.), Farragut
 Reveiz, Shane, LB, 2009, 11, Farragut

Reviere, Dee, LB, 1976, 77, 78, Greeneville
 Revill, William, FB, 2002, 03, Albany, Ga.
 Reyes, Orlando, DT, 1986, Miami, Fla.
 Reynolds, Antonio, DE, 2004, 05, 06, 07,
 Akron, Ohio
 Reynolds, Art, LB, 1971, 72, 73, Cincinnati,
 Ohio
 Reynolds, Jack, LB, 1967, 68, 69,
 Cincinnati, Ohio
 Reynolds, Mike, G, 1964, Athens
 Rhea, Charles McClung, LE, 1891
 Rhome, Chip, PK/P, 2011, Christiana
 Rice, Alvin, E, 1937
 Rice, Charles P., HB, 1925, 26
 Rice, E.B., LE, 1909, Knoxville
 Rice, J.C., RG, 1897
 Richard, Vladimir, OG, 2007, 08, 09,
 Sunrise, Fla.
 Richards, Larry, RG, 1960, 61, 62, Oak
 Ridge
 Richards, Willie, LB, 1992, Griffin, Ga.
 Richardson, Antonio, OL, 2011, 12, 13,
 Nashville
 Richardson, Jim, TE, 1973, 74, Jackson
 Richardson, W. A. T., 1903, 04
 Richmond, Drew, OL, 2016, Memphis
 Ridley, Reggie, OT, 2001 (Service),
 Nashville
 Riffer, Eric, LB, 1990, 91, Oklahoma City,
 Okla.
 Riggs, Jr., Gerald, TB, 2002, 03, 04, 05,
 Chattanooga
 Rike, Jim, C, 1938, 39, Somerville
 Riley, Spencer, OG, 1996, 97, 98, 99
 (Capt.), New Market
 Ring, J.J., RT, 1906, 09, Franklin
 Ring, N.S. (Ned), LG, 1915, 16
 Ritchey, Jim, T, 1954, Rossville, Ga.
 Ritzmann, Constantin, DE, 1999, 00, 01,
 03 (Capt.), Berlin, Germany
 Rivera, Mychal, TE, 2010, 11, 12, Valencia,
 Calif.
 Roach, Gary, QB, 1975, Raytown, Mo.
 Roberts, Louis T., C, 1928, 29, 30, Fulton,
 Ky.
 Robertson, Jashon, OL, 2014, 15, 16
 Nashville
 Robertson, Sam, LB, 1963, 64, 65,
 Chattanooga
 Robinson, Antonio, DE, 1993, Memphis
 Robinson, Charles, E, 1956, Etowah
 Robinson, Diron, C, 1995, 96, 97, 98,
 Oklahoma City, Okla.
 Robinson, Edwin G., LT, 1893
 Robinson, Fred, HB, 1923, 24, Evensville
 Robinson, Harvey L., QB, 1931, 32,
 Weaverville, N.C.
 Robinson, Ray, C, 1985, 86, 87, 88,
 Woodbury
 Robinson, Steve, OT, 1968, 69, 70,
 Franklin
 Robinson, Tom, G/C, 1923, 24, 25,
 Nashville
 Robinson, Tony, QB, 1983, 84, 85,
 Tallahassee, Fla.
 Robinson, Tyrone, OLB, 1985, 86,
 Bridgeport, Ala.
 Robison, Charles W., G, 1916, 19, 20,
 Franklin
 Rodgers, Kacy, DE, 1988, 89, 90, 91,
 Humboldt
 Roe, Joe, C, 1957, Franklin, Ky.
 Rogan, C.B., RG, 1896, 97
 Rogan, Dennis, DB, 2007, 08, 09,
 Knoxville
 Rogers, Austin, WR, 2005, 07, 08, 09
 (Service), Nashville
 Rogers, Da'Rick, WR, 2010, 11, Calhoun,
 Ga.

Rogers, E.N., RE, 1908, 09
 Rogers, Zach, WR, 2009, 10, 11, 12,
 Nashville
 Rollins, John, RB, 1987, 88, Knoxville
 Romine, Dave, G, 1940, Beckley, W.Va.
 Rose, Roy Eugene, E, 1933, 34, 35,
 Sharonville, Ohio
 Rosenfelder, Charles, OG, 1966, 67, 68,
 Humboldt
 Ross, G.W., Sub., 1897
 Rotella, Al, T, 1942, 46, 47, Patterson, N.J.
 Rotella, Jamie, LB, 1970, 71, 72 (Capt.),
 Verona, N.J.
 Rotroff, Roger, E, 1951, 52, 53, Glendale,
 Ohio
 Rowan, Billy Joe, WB, 1946, 47, Hunstville,
 Ala.
 Rowe, Gary, DB, 1974, 75, 76, Valdosta, Ga.
 Rowsey, Thomas, DB, 1975, 76, 77, Camden
 Rubin, W.P., Sub., 1911
 Rudder, Bill, FB, 1971, 72, 73, Winchester
 Rudder, David, QB, 1978, 79, Knoxville
 Rumsey, Tim, C, 1979, 80, 81, 82,
 Jamestown, N.C.
 Rushin, Don, BB, 1954, Fort Wayne, Ind.
 Russas, Al, RE, 1946, 47, 48, Providence, R.I.
 Russell, Don, G, 1919
 Ruth, Rodney, WR, 1992, Severn, Md.
 Ryan, Pat, QB, 1977, Oklahoma City, Okla.

S

Sabato, Al, QB, 1942, Cincinnati, Ohio
 Sadler, Ken, RB, 1958, 59, Livingston
 Saint Preux, Ovince, DE, 2002, 04,
 Immokalee, Fla.
 Sanders, Austin, OL, 2014, 16 Cleveland,
 Tenn.
 Sanders, Jesse, LB, 1992, 93, 94, 95,
 Sebring, Fla.
 Sanders, Randy, QB, 1985, 86, 87, 88,
 Morristown
 Sanders, William, T, 1937
 Sanderson, Dale, C, 1983, Hamilton, Ont.,
 Canada
 Sanderson, Ken, WR, 1976, 77, 78, Knoxville
 Sandlin, Bobby, WB, 1956, 57, 58, Lake
 City, Fla.
 Sanford, Craig, PK, 1997 (Service),
 Hermitage
 Sapp, Dontavis, DB, 2010, 11, 12, 13,
 Valdosta, Ga.
 Sartelle, John, TE, 1993, 94, 95, 96,
 Memphis
 Satterfield, Larry, OT, 1972, 73, 74,
 Maryville
 Saulsberry, Trevarris, DL, 2013, 14,
 Gainesville, Fla.
 Saunders, W. Raymond, LT, 1929, 30, 31,
 Nashville
 Saulsberry, Trevarris, DL, 2012, Gainesville,
 Fla.
 Saxton, N.L., QB, 1907, 08
 Scandrett, David, OLB, 1982, 83,
 Kennesaw, Ga.
 Schaeffer, Brent, QB, 2004, Deerfield
 Beach, Fla.
 Schaffer, Joe, RT, 1957, 58, 59 (Capt.),
 Cincinnati, Ohio
 Schenk, C.G., LE, 1900, Knoxville
 Schleiden, Roy, E, 1944
 Schneitman, Dale, P, 1978, 79 (Service),
 Knoxville
 Schoenle, Bill, OG, 1991, Williamsville, N.Y.
 Schofield, JerQuari, OG, 2010, Aiken, S.C.
 Scholes, Charles, C, 1954, Paris
 Schultz, Don, LG, 1958, Cheswick, Pa.

Schwanger Ted, FB, 1952, 53, Sandusky,
 Ohio
 Schwartzinger, Jimmy, WB, 1940, 41,
 Paterson, N.J.
 Scott, Benson, H, 1997, 98, 99, Knoxville
 Scott, Bob, OG, 1953, 54, 55, Cleveland
 Scott, Bobby, QB, 1968, 69, 70, Rossville,
 Ga.
 Scott, Chris, OT, 2006, 07, 08, 09,
 Riverdale, Ga.
 Scott, Leonard, WR, 1999, 00, 01, 02,
 Zachary, La.
 Scott, Robby, MG, 1983, 84, 85, 86,
 Decatur
 Sears, Arron, OT, 2003, 04, 05, 06
 (Capt.), Russellville, Ala.
 Seivers, Larry, SE, 1974, 75, 76 (Capt.),
 Clinton
 Sekanovich, Dan, E, 1951, 52, 53, Hazelton,
 Pa.
 Sells, Jack, H, 1983, 84, Cookeville
 Sentimore, Darrington, DL, 2012, Norco, La.
 Session, Steve, DB, 1991, 92, Natchez, Miss.
 Sessions, Anthony, LB, 1999, 00, Bonaire,
 Ga.
 Severance, Charles, WB, 1959, 60,
 Knoxville
 Sewell, Tim, DB, 1995, 96, 97, 98,
 Columbia
 Sexton, Scott, WR, 1994 (Service),
 Knoxville
 Shafer, Bo, LT, 1956, 57, 58, Knoxville
 Shaffer, David, OT, 1971, 72, 73, Oak Ridge
 Shannon, H.I., C, 1908, 09, Tampa, Fla.
 Sharp, Brad, FB, 2003 (Service),
 Newcomb
 Sharp, Sam J., B, 1935
 Sharpe, W.P., LT, 1900
 Shaw, Jarrod, OT, 2008, 09, 10, Lafayette,
 La.
 Shaw, Robert, C, 1975, 76, 77, 78 (Capt.),
 Marietta, Ga.
 Shaw, William H., RHB, 1904, 05
 Shelby, A.G., HB, 1916
 Sherrill, J.W., RHB, 1948, 49, 50, Norfolk,
 Va.
 Sherrord, Horace (Bud), E, 1947, 48, 49,
 50, Knoxville
 Shields, David, TB, 1961, Alderson, W.Va.
 Shields, Lebron, LT, 1958, 59, Lafayette,
 Ga.
 Shires, Marshall (Abe), T, 1938, 39, 40,
 Alderson, W.Va.
 Shires, Pat, LHB, 1950, 52, 53, Hinton,
 W.Va.
 Shofner, Austin C., T, 1936, Shelbyville
 Sholders, William, RT, 1915, 16
 Showalter, Nick, MM, 1966, 67, 68,
 Kingsport
 Shuford, George, KS, 1962, Chattanooga
 Shuler, Benjie, WR, 1993, 95, 96, 97,
 Bryson City, N.C.
 Shuler, Heath, QB, 1991, 92, 93, Bryson
 City, N.C.
 Shull, F.E., E, 1930, 31, 32, Erwin
 Silberman, Dow 1934, 35
 Silcox, J.H., LG, 1902
 Silvan, Nilo, WR, 1992, 93, 94, Covington,
 La.
 Silvey, George, TB, 1968, 70, 71, Nashville
 Simerly A.E., C, 1902
 Simonetti, Leonard, T, 1940, 41, New
 Philadelphia, Ohio
 Simmonds, R.M., QB, 1915
 Simmons, Tony, DT, 1982, 83, 84,
 Oakland, Calif.
 Simms, Matt, QB, 2010, 11, Franklin Lakes,
 N.J.
 Simon, Kevin, LB, 2002, 03, 05, Walnut
 Creek, Calif.

Simons, Kevin, OT, 1985, 86, 87, 88, Miami, Fla.
 Simonton, Claud, DE, 1970, 71, 72, Covington
 Simpson, Hubert, RB, 1976, 78, 79, Athens
 Sims, Burt L., LE, 1892
 Sims, Tommy, DB, 1982, 83, 84, 85 (Capt.), Americus, Ga.
 Singer, Curt, OT, 1980, 81, 82, 83, Aliquippa, Pa.
 Sivert, Jim, QB/BB, 1949, Gate City, Va.
 Sizemore, Bernie, FB, 1949, 50, Princeton, W.Va.
 Slack, Tom, QB/BB, 1948, Knoxville
 Slater, Walter, TB, 1941, 42, 46 (Capt.), Providence, R.I.
 Sloan, Ira, T, 1920, 21, Madisonville
 Smalls, Terriea, DT, 2002, 03, Pineville, S.C.
 Smargiasso, Heath, DB, 1994, 95, New Washington, Pa.
 Smartt, Leon, LG, 1958, 59, 60, Hixson Smelcher, Jim, LT, 1955, 56, 57, Lake City
 Smith, Alfred E., LT, 1892
 Smith, Austin, LB, 2015, Buford, Ga.
 Smith, Billy, RG, 1961, Cookeville
 Smith, Boyd M., B, 1932, Knoxville
 Smith, Bret, WR, 2003, 04, 05, 06, Warren, Ark.
 Smith, C.H., RG, 1899
 Smith, Carl E., FB, 1956, 57, 58, Washington Court House, Ohio
 Smith, Chavis, DT/OG, 2000, 01, 02, 03, Forest City, N.C.
 Smith, Chuck, DE, 1990, 91, Athens, Ga.
 Smith, Daryle, OT, 1984, 85, 86, Knoxville
 Smith, Geric, LB, 1995 (Service), Hermitage
 Smith, Gordon E., G, 1931, 32, 33, Paris
 Smith, H.W., LE, 1896, 97
 Smith, Jacques, DE, 2010, 11, 12, 13, Ooltewah
 Smith, Jeff, TE, 1981, 82, 84, 85, Milan
 Smith, Jeff, OG, 1992, 93, 94, 95, Decatur
 Smith, Jerry, DB, 1964, 65, 66, Thomasville, N.C.
 Smith, Jimmie F., HB/QB, 1920, 21, 22, 23
 Smith, Josh, WR, 2013, 15, 16 Knoxville
 Smith, Kenny, DT, 1997, South Pittsburg
 Smith, Larry, OG, 1989, Milan
 Smith, Mike 1973, 75, DT. (Service), Marietta, Ga.
 Smith, Onterio, RB, 1999, Sacramento, Calif.
 Smith, Rob, OG, 2002, 04, 05 (Capt.), Fort Thomas, Ky.
 Smith, Roy (Looney), T, 1947, 48, 49, 50, Knoxville
 Smith, Thomas, G, 1938, 39, Bristol, Va.
 Smith, Tom, RB, 2013, Apopka, Fla.
 Smith, Tracy, DB, 1990, 91, 92, Jonesboro, Ga.
 Smith, Wayne, LB, 1968, 69, Nashville
 Smithers, Bob, WB, 1956, Silver Springs, Md.
 Sneed, Robert, QB, 1936, 37, 38
 Sneed, W. Bush, HB, 1923, Nashville
 Snipes, Herman 1931
 Snowden, Robert B., T, 1919
 Sollee, Neyle, FB, 1958, 59, Jacksonville, Fla.
 Sorrells, Frank G., RE, 1913, 14, 15, Fayetteville
 Spain, Wayne, DB, 1969, 70, Jackson
 Sparks, Scot, DB, 1987, 88, Maryville
 Spence, J.W., RT, 1906
 Spence, Shirley E. 1891
 Spiva, Andy, LB, 1973, 74, 75, 76 (Capt.), Chamblee, Ga.

Spivey, Brian, C, 1989, 90, 91, 92, Jefferson City
 Spivey, Jeremy, LB, 1992, Nashville
 Spooner, Bill, E, 1953, Morrystown
 Spradlin, Danny, LB, 1977, 78, 79, 80, Maryville
 Stacey, Dan, DS, 2000, 01, Nashville
 Stafford, Tim, C, 1986, 87, Louisville
 Staley, Maurice, WR, 1994, 95, Charlotte, N.C.
 Stallworth, Donte', WR, 1999, 00, 01, Sacramento, Calif.
 Stallworth, Thomas, LB, 2001, Lithonia, Ga.
 Stanback, Haskel, TB, 1971, 72, 73, Kannapolis, N.C.
 Stancell, Harold, DB, 1964, 65, 66, Knoxville
 Stansell, Ken, DT, 1972, Chattanooga
 Stapleton, Clayton, G, 1941, 46, 47, Fleming, Ky.
 Starling, Marcus, WR, 1977, 78, Dalton, Ga.
 Steffy, Joe, G, 1944, Chattanooga
 Steiner, Max, G, 1938, 39, 40, Bluefield, W.Va.
 Stephens, Buster, B, 1944, 45, Knoxville
 Stephens, Don, WB, 1958, Oak Ridge
 Stephens, Nick, QB, 2008, Flower Mound, Texas
 Stephens, Travis, RB, 1997, 98, 00, 01, Clarksville
 Stephenson, Casey, B, 1944, 45, Mayfield, Ky.
 Stephenson, Dave, C, 1946, Charleston, W.Va.
 Stephenson, Guy, C, 1922, Centerville
 Stevenson, Dominique, LB, 1998, 99, 00, 01, Gaffney, S.C.
 Stewart, Antwan, DB, 2003, 05, 06, Dumfries, Va.
 Stewart, Bo, T, 1944, Chattanooga
 Stewart, Brannond, QB, 1994, Stephenville, Texas
 Stewart, Clifton, OG, 1967, 68, Chesapeake, Va.
 Stewart, Howard L., G, 1931, 32, 33, Lebanon
 Stewart, James, RB, 1991, 92, 93, 94, Morrystown
 Stewart, Lyonel, LB, 1975, 77, 78, Knoxville
 Still, Eric, OG, 1986, 87, 88, 89 (Capt.), Germantown
 Still, J. Ralph, T, 1930, 31, Cleveland
 Stocstill, Joe, FB/TE, 2013, 14, 15, Lewisburg, Tenn.
 Stocker, Luke, TE, 2007, 08, 09, 10 (Capt.), Berea, Ky.
 Stokes, Charles, T, 1950, 51, Graceville, Fla.
 Stolarick, Robert, DS, 2000, Germantown
 Stone, Cory, DT, 1993, 94, Memphis
 Stone, James, C, 2010, 11, 12, 13, Nashville
 Storey, Jake, LB, 2009, 10, Titusville, Fla.
 Stottlemeyer, Dave, C, 1955, 56, 57, Sarasota, Fla.
 Stowell, Mike, OT, 1989, 90, 91, 92, Meridan, Idaho
 Stowers, Donnie, OG, 1977 (Service), Largo, Fla.
 Stratton, Mike, LE, 1959, 60, 61, Tellico Plains
 Streater, Jimmy, QB, 1977, 78, 79 (Capt.), Sylva, N.C.
 Streno, Glenn, C, 1981, 82, 83, Pittsburgh, Pa.
 Striegel, Roy B. (Pap), G, 1919, 20, 21, 22 (Capt.), Perryville
 Stroud, Jack, T, 1947, 48, 49, 50 (Capt.), Cleveland, Ohio

Stuart, Mark, LT, 1910
 Stuart, Phil, OT, 1985, 86, 87, 88, Johnson City
 Studaway, Mark, DT, 1979, 80, 81, 83, Memphis
 Stupar, Francis, RE, 1949, Munhall, Pa.
 Suffridge, Robert (Bob), G, 1938, 39, 40, Knoxville
 Suggs, A.J., QB, 2000, Powder Springs, Ga.
 Suh, Eric, RB, 1997 (Service), Chattanooga
 Sullenger, Owen, WR, 1996, Boca Raton, Fla.
 Sullins, Cody, C, 2007, 08, 09, Cottontown
 Sullins, Cory, OG, 2008, 09, Cottontown
 Sullivan, Jimmy, FB, 1962, 64, Signal Mountain
 Sullivan, Ned, LB, 1961, 62, 63, Franklin
 Summerhill, Deanthonie, RB, 2013, 14, Tusculumbia, Ala.
 Summers, Shawn, DB, 1992, 93, 94, 95, Oak Ridge
 Sumpter, Nate, RB, 1977, 79, Myrtle Beach, S.C.
 Surlas, J.J., DT, 1989, 90, 91, 92, Mt. Pleasant, Pa.
 Suttle, Chevette, DB, 1980, Lafayette, Ga.
 Sutton, Cameron, DB, 2013, 14, 15, 16 (Capt.), Jonesboro, Ga.
 Sutton, Phil, OT, 1978, 79, Birmingham, Ala.
 Swafford, Devaun, DB, 2013, 14, Kingsport
 Swafford, J.H., RT, 1908
 Swain, Jayson, WR, 2003, 04, 05, 06 (Capt.), Huntsville, Ala.
 Swanson, Eric, WR, 1984, 85, San Bernardino, Calif.
 Sweeney, Terry, WB, 1953, Lawrence, Mass.
 Sykes, Rae, DT, 2010, Alcoa
 Symonds, Brad, DB, 1994 (Service), South Windsor, Conn.
 Szawara, Al, FB, 1976, LaPorte, Ind.

T
 Tade, Herbert, C, 1935
 Talbot, Joe, T, 1923, Nashville
 Talley, Ben, LB, 1991, 92, 93, 94 (Capt.), Griffin, Ga.
 Tanara, Al, E, 1962, 63, 64, Spring City, Pa.
 Tanner, Don, LG, 1949, Willoughby, Ohio
 Tanner, Larry, T, 1939, Miami, Fla.
 Tansil, Vernon G., E, 1934, 35
 Tardy, Drew, WR, 2006 (Service), Huntington, W. Va.
 Tarwater, A. B., RE, 1897, Inskip
 Taylor, Darrell, DL, 2016, Waverly, Va.
 Taylor, Frank, DT, 2003 (Service), Union, N.J.
 Taylor, Leland, DT, 1993, 94, Louisville, Ky.
 Taylor, Lenny, WR, 1981, 82, 83, Miami, Fla.
 Taylor, Lucas, WR, 2005, 06, 07, 08 (Capt.), Carencro, La.
 Taylor, R.L., RG, (Bob) 1912, 13, 14, 15
 Taylor, W.H., RG, 1901
 Teague, Marsalis, WR, 2009, 10, 11, 12, Paris
 Teague, Trey, C, 1994, 95, 96, 97, Jackson
 Tedford, Gene, WB, 1963, Charleston, Miss.
 Teel, Jerry, TE, 1991, Lenora, Kans.
 Templeton, Conrad C., G, 1929, 30, Fayetteville



Templeton, Rick, P, 1995 (Service), LaVergne
 Terry, Corey, DE, 1996, 97, 98, Warrenton, N.C.
 Terry, Mike, DE, 1979, 81, 82, Atlanta, Ga.
 Terry, William L., LE, 1899 (capt.)
 Thayer, Harry J. (Hobo), G, 1928, 29, 30 (Capt.), Charleston, W.Va.
 Theiler, Gary, E, 1969, 70, 71, Louisville, Ky.
 Thomas, Alfred, G, 1937, 38, 39, Milwaukee, Wisc.
 Thomas, Bobby, E, 1971, Brownsville
 Thomas, Brent, DS, 2000 (Service), Louisville, Ky.
 Thomas, Coleman, OL, 2014, 15, 16 Fort Chiswell, Va.
 Thomas, Dallas, OT, 2009, 10, 11, 12, Baton Rouge, La.
 Thomas, Dave, DB, 1990, Miami, Fla.
 Thomas, Houston, LB, 1987, 88, 89, Pikeville
 Thomas, Jimmy, DB, 1967, 68, 69, Lake Butler, Fla.
 Thomas, Victor, DT, 2008, 10, Olive Branch, Miss.
 Thomason, Brett, FB, 2008 (Service), Dalton, Ga.
 Thomason, R.F. (Tommy), RHB, 1912, 13, 14, 15
 Thompson, Joe, WR, 1969, 70, 71, Savannah
 Thompson, Johnny, LB, 1970, 72, Niota
 Thompson, LaMarcus, LB, 2007, 08, 09, 10, Lithonia, Ga.
 Thompson, Raynoch, LB, 1997, 98, 99, New Orleans, La.
 Thompson, Tony, RB, 1988, 89, 90, (Capt.) Lake Wales, Fla.
 Thompson, Van, QB, 1939, 40, Jackson Thornton, D.B., DT, 1903, 04, 05
 Thornton, Matthew, KS, 1989 (Service), Brownsville
 Tidwell, Blane, DT, 1976, Clarksville
 Tilson, Paul, LT, 1959, 61, 62, Maryville
 Tinsley, Derrick, RB/WR, 2001, 02, 03, 04, Marietta, Ga.
 Todd, Robert, TE, 1991, 92, Germantown
 Toeaina, Albert, OT, 2004, 05, Antioch, Calif.
 Toles, Alvin, ILB, 1981, 82, 83, 84, Forsyth, Ga.
 Tomlinson, Billy, TB, 1963, 64, 65, Nashville
 Tompkins, F.M., FB, 1910, 11
 Toney, Jaron, DB, 2012, 13, Alcoa
 Townes, Tim, DB, 1970, 71, 72, Knoxville
 Townsend, Ricky, PK, 1972, 73, 74, Dalton, Ga.
 Traa, Michael, DB, 1997, Sarasota, Fla.
 Tracy, Tom, FB, 1953, 54, Birmingham, Mich.
 Treece, Chris, DB, 1987, Murfreesboro
 Tripp, Arthur M., RG, 1926, 27, 28
 Tritapoe, Phillip, DE, 2008 (Service), Kingsport
 Trott, Stan, WR, 1970, 71, 72, Montgomery, Ala.
 Trupovnieks, Jani, OT, 1980, 81, Hopedale, Ohio
 Truss, Shawn, DE, 1989, Middletown, Ohio
 Tucker, Glenn, OT, 1976, 77, Douglas, Ga.
 Tucker, Homer, DB, 1988, Knoxville
 Tucker, Josh, OT, 1996, 97, 98, 99, Asheville, N.C.
 Tucker, Willis, C, 1940, Knoxville
 Tudor, D. Vincent, QB, 1927, 28, Plainville, Texas
 Tullis, Jeff, DT, 1989, 90, 91, 92, Cape Girardeau, Mo.

Turnage, Gordon, DB, 1969, 71, 72, Thomasville, N.C.
 Turnbow, Jesse, DT, 1975, 77, Cincinnati, Ohio
 Turner, James, LB, 2004, 05, Augusta, Ark.
 Tuttle, Shy, DL, 2015, 16, Midway, N.C.
 Twiford, H.H., HB, 1916

U

Upton, Mark, OT, 1993, Soddy Daisy
 Upton, Todd, OG, 1983, 84, Alcoa
 Urbano, Bobby, RG, 1956, 57, 58 (Capt.), North Tonawanda, N.Y.
 Urbano, Roger, E, 1954, 55, 56, North Tonawanda, N.Y.
 Urubek, Steve, C, 1971, 72, 73, Chicago, Ill.
 Ussery, Bob, T, 1952, 53, Raleigh, N.C.

V

Valbuena, Gary, QB, 1972, 73, Fountain Valley, Calif.
 Vaughan, Charles W. (Pug), B, 1932, 33, 34, Knoxville
 Veazey, Burney, WR, 1998, 99, 00, Southaven, Miss.
 Veal, Demetrin, DE, 2001, 02, Paramount, Calif.
 Venable, Sam A., G, 1932, Knoxville
 Vereen, Corey, DL, 2013, 14, 15, 16, Winter Garden, Fla.
 Vereen, Daryl, LB, 2008, 09, 10, 11, Charlotte, N.C.
 Verner, Randy, WR, 1974, 1975, Dallas, Texas
 Vest, Roger, C, 1951, 52, Detroit, Mich.
 Via, Mike, OLB, 1986 (Service), Milan
 Vick, Warren, E, 1941, Sweetwater
 Vickers, Kendal, DL, 2014, 15, 16, Havelock, N.C.
 Vinson, Brent, DB, 2007, 08, Hampton, Va.
 Vinson, Ian, DB/PK, 2006 (Service), Germantown
 Vinson, Todd, TB/P, 2006 (Service), Germantown
 Vituccio, Gary, DE, 1965, McKees Rocks, Pa.
 Vowell, J. Graham, LE, 1914, 15, 16 (Capt.) 21, Martin
 Vowell, Morris A., RT, 1913, 14, 15, 16, Martin
 Vowell, Richie, C, 1924, Martin
 Vugrin, James, RG, 1946, 47, 48, 49, Lansford, Pa.

W

Waddell, Ken, WB, 1959, 60, Nashville
 Wade, Jimmy, TB, 1951, 52, 53, 54, Lynchburg, Va.
 Wade, John, DE/TE, 1979, Nashville
 Wade, Jonathan, WR/DB, 2002, 04, 05, 06, Shreveport, La.
 Waff, Wayne, WB, 1962, Portsmouth, Va.
 Waggner, Prentiss, DB, 2009, 10, 11, 12, Clinton, La.
 Wagster, John, DT, 1970, 71, 72, Campbellsville, Ky.
 Walker, Chris, DE, 2007, 08, 09, 10, Memphis
 Walker, Darwin, DT, 1997, 98, 99 (Capt.), Walterboro, S.C.
 Walker, David, ILB, 1987, Knoxville
 Walker, Jackie, LB, 1969, 70, 71 (Capt.), Knoxville
 Walker, Jeff, OG, 1975, Oak Ridge

Walker, Shon, LB, 1988, 89, 90, 91, College Park, Ga.
 Wallace, Randy, QB, 1974, 75, 76, Jacksonville, Fla.
 Wallen, Joe, FB, 1936, 38, 39, Portland
 Walls, Alex, PK, 1999, 00, 01, 02, Bristol, Va.
 Walls, Marlon, DT, 2009, 11, 12, 13, Olive Branch, Miss.
 Walter, Hank, LB, 1972, 73, 74, Knoxville
 Walters, John M., LT, 1906, 07, 08, 09
 Wampler, Chris, DT, 1980, 81, 82, Lenoir City
 Wantland, Hal, WB, 1963, 64, 65 (Capt.), Columbia
 Ward, Ernie, DB, 1973, 74, 75, Memphis
 Wardlow, Antonio, DB, 2006, 07, Winston-Salem, N.C.
 Warmath, Murray, E, 1932, 33, 34, Humboldt
 Warner, E.T., Sub., 1896
 Warren, Brandon, TE, 2008, Alcoa
 Warren, Buist, QB, 1938, 39, 40, Miami, Fla.
 Warren, Dewey, QB, 1965, 66, 67, Savannah, Ga.
 Warren, James, OT, 1992, 93, Memphis
 Warren, John, PK, 1979, 80, 81, 82, Jesup, Ga.
 Warren, Phil, C, 1905
 Warren, Preston, DB, 1987, 88, 89, 90, Knoxville
 Warrior, Nigel, DB, 2016, Duluth, Ga.
 Washington, Anthony, LB, 1976, Pensacola, Fla.
 Washington, Kelley, WR, 2001, 02, Stephens City, Va.
 Watkins, Arthur B., LT, 1897
 Watkins, T.R., QB, 1903, 04
 Watson, Brent J., OT, 1974, 75, 76, 77 (Capt.), Twin Falls, Idaho
 Watson, Curt, FB, 1969, 70, 71, Crossville
 Watson, Quenshaun, TB, 2012, Athens, Ga.
 Watts, Brad, OT, 1976, Englewood
 Watts, Jim, DB, 1972, 73, 74 (Capt.), Jacksonville, Fla.
 Watts, Johnny, WB, 1977, 78, 79, Memphis
 Weary, Fred, OG, 1998, 99, 01, (Capt.) Montgomery, Ala.
 Weatherd, Chris, LB, 2014, 15, Carrollton, Texas
 Weatherford, Derrick, DT, 1965, 66, 67, Darlington, S.C.
 Weatherford, Jim, HB, 1966, 67, 68, Dalton, Ga.
 Weaver, DeWitt T., G, 1934, 35, 36 (Capt.)
 Weaver, Herman, KS, 1967, 68, 69, Villa Rica, Ga.
 Weaver, Mark, PK, 2002 (Service), Moorpark, Calif.
 Webb, Charlton, OG, 1975, 77, 78, Salem, Va.
 Webb, Chuck, RB, 1989, 90, Toledo, Ohio
 Webb, Danny, TB, 1958, Maryville
 Weber, Nick, HB, 1939, 40, Mansfield, Ohio
 Webster, Chris, OG, 1977, Cincinnati, Ohio
 Wegener, Albert B., HB, 1892, 93
 Weisenberg, Andrew, RE, 1908, 09, Philadelphia, Pa.
 Weisensel, Ben, OL, 2008 (Service), Salisbury, N.C.
 Welch, F.W., LE, 1915
 Welch, Tim, DE, 1983, 84, 85, Knoxville
 Wells, Scott, C, 2000, 01, 02, 03 (Capt.), Spring Hill
 Wemlinger, Gary, T, 1969, Morristown



Wendelboe, Kevin, KS, 1991, Clemmons, N.C.
 Wert, Lee K., HB, 1907
 Wert, R.Y., Sub., 1900, 01
 Werts, Edwin S., HB, 1891, 92
 West, Hodges (Burr), T, 1938, 39, 40, Knoxville
 West, Ryan, DS, 2004, 05, 06, Brentwood
 West, Tommy, TE, 1973, 74, 75, Gainesville, Ga.
 Westmoreland, Eric, LB, 1996, 98, 99, 00 (Capt.), Jasper
 Wharton, Vic, WR, 2014, Spring Hill, Tenn.
 Wheaton, Lance, H/QB 1992, 93, 94, Kingston
 Wheeler, Ronnie, DE, 1973, 74, 75, Mableton, Ga.
 Whitaker, James A., HB, 1929
 White, Brad, DT, 1978, 79, 80 (Capt.), Idaho Falls, Idaho
 White, Chris, DB, 1983, 84, 85 (Capt.), Cleveland
 White, Fred, DB, 1996, 97, 98, 99, Griffin, Ga.
 White, H. Benton, LE, 1907, 08
 White, Lynn T., RG, 1892, 93
 White, Reggie, DT, 1980, 81, 82, 83 (Capt.), Chattanooga
 White, Steve, LB, 1975, Kingsport
 White, Steve, DE, 1992, 93, 94, 95, Memphis
 White, W.C., Sub., 1921
 Whitehead, Mike, MG, 1985, 86, 87, Americus, Ga.
 Whiteside, Keyon, LB, 1999, 00, 01, 02, Forest City, N.C.
 Whittle, Matt , RHB, 1905
 Widby, Ron, P, 1964, 65, 66, Knoxville
 Wiesman, Dylan, OL, 2013, 14, 15, 16, Cincinnati, Ohio
 Wildman, Charles, T, 1944, 45, 46, 47, Bridgeport, Conn.
 Wilhoit, James, PK, 2003, 04, 05, 06, Hendersonville
 Wilkerson, Bruce, OT, 1983, 84, 85, 86 (Capt.), Philadelphia
 Wilkinson, Rick, DB, 1981, 83, Knoxville
 Wilks, Rod, WR/DB, 2009, 11, 12, Smyrna
 Williams, Billy, WR, 1993, 94, Alcoa
 Williams, Bob, T, 1954, 55, Valdese, N.C.
 Williams, Cliff, G, 1956, Appleton, Wisc.
 Williams, Dan, DT, 2007, 08, 09, Memphis
 Williams, Dick, DT, 1966, 67, 68 (Capt.), Greeneville
 Williams, Gerald, LB, 2008, 09, 10, Lauderdale Lakes, Fla.
 Williams, Ja'Kouri, RB, 2005, 06, 07, 08 Plaquemine, La.
 Williams, Jay, OG, 1977, 78, 79, 80, Nashville
 Williams, Johnny, MG, 1981, 82, 83, Knoxville
 Williams, Jordan, DL, 2011, 12, 13, 14, Gainesville, Fla.
 Williams, Keldrick, TB, 2002, Montgomery, Ala.
 Williams, Martin, DT, 1988, 89, Charleston, S.C.
 Williams, Michael, DB, 2014, Laurel, Md.
 Williams, Owen, DL, 2014, 15, Macon, Ga.
 Williams, Preston, WR, 2015, Hampton, Ga.
 Williams, Robert, FB, 2005 (Service) White Bluff
 Williams, Russ, DB, 1974, 75, 76, 77, Cincinnati, Ohio
 Williams, Todd, C, 1994, Dallas, Texas

Williams, Tom, RT, 1960, 61, 62, Canton, N.C.
 Williams, Tony, OT, 1984, 85, Kingsport
 Williams, Tyler, OT, 2004 (Service), Cosby
 Willingham, DeAngelo, DB, 2007, 08, Saint Matthews, S.C.
 Wilson, Al, LB, 1995, 96, 97, 98 (Capt.), Jackson
 Wilson, Cedrick, WR, 1997, 98, 99, 00 (Capt.), Memphis
 Wilson, Charles, RB, 1984, 85, 86, 87, Prichard, Ala.
 Wilson, Ellix, LB, 2006, 07, 08 (Capt.), Memphis
 Wilson, Gibril, DB, 2002, 03, San Jose, Cali.
 Wilson, Darryal, WR, 1981, 82, Bristol, Va.
 Wilson, Dwight, OG, 1980, Thomasville, Ga.
 Wilson, Eddie, LB, 1971, 72, 73, Marietta, Ga.
 Wilson, James, DE, 1989, 91, 92, 93 (Capt.), Hampton, Va.
 Wilson, Nick, LB, 2003, 05, Knoxville
 Wilson, Rollin, HB, 1922, 24, Memphis
 Wilson, Will, TE, 2002 (Service), Columbia
 Winstead, Jid, LE, 1956, Rogersville
 Witherington, Sid, RB, 1973, Mumford
 Witherspoon, Carl, LB, 1971, 72, Knoxville
 Witt, Roy E., HB, 1926, 27, 28 (Capt.)
 Witten, Jason, TE, 2000, 01, 02, Elizabethton
 Wolf, Steve, FB, 1968, 69, 70, Port Orange, Fla.
 Wolf, Eli, TE, 2016, Minster, Ohio
 Wolf, Ethan, TE, 2014, 15, 16, Minster, Ohio
 Wolf, Tyler, DB, 2009, 10, Cookeville
 Wolfe, Dennis, OLB, 1976, 77, 78 (Capt.), Gate City, Va.
 Wolfe, Lloyd S., RE, 1914, 15, 16
 Wood, Carol, E, 1945, St. Louis, Mo.
 Wood, James R., LG, 1891
 Wood, Lee, WR, 1989, 90, Richmond, Va.
 Wood, Walter (Babe), QB, 1936, 37, 38, McMinnville
 Woodruff, George R. (Bob), T, 1936, 37, 38, Athens, Ga.
 Woods, Casey, WR/H, 2005, 06, 07, Starkville, Miss.
 Woods, Gerald, OG, 1963, 64, 65, Milan
 Woods, Thomas, WR, 1986, 87, 88, 89 (Capt.), Gallatin
 Woody, James, LB, 1968, 69, 70, Columbia
 Woofter, Jim, DT, 1974, 75, 76, New Cumberland, W.Va.
 Word, Brian, LB, 2002, Cleveland
 Word, Roscoe, LT, 1902, 03, 04 (Capt.), 05 (Capt.), 07 (Capt.)
 Worley, Justin, QB, 2011, 12, 13, 14, Rock Hill, S.C.
 Wortham, C.L., Sub., 1900
 Wright, Gary, PK, 1966, 67, Heflin, Ala.
 Wright, George, TB, 1957, 58, Sonora, Texas
 Wrightman, A.L., Sub., 1901
 Wyatt, Bowden, E, 1936, 37, 38 (Capt.), Kingston
 Wyche, Bubba, QB, 1967, 68, Atlanta, Ga.
 Wynn, Herman D. (Breezy), B, 1931, 32, 33, Dublin, Ga.
 Wyrick, Charles, WB, 1960, 61, Harriman

Y

Yancey, David, RB, 2004, 05, 06, Norfolk, Va.
 Yanossy, Frank, DT, 1967, 68, 69, Bradenville, Pa.
 Yarbrough, John, WR, 1973, 74, 75, Salisbury, N.C.
 Yatkowski, Paul, DT, 1992, 93, Winnipeg, Man., Canada
 Young, Bill, DB, 1966, 68, 69 (Capt.), Knoxville
 Young, Carroll, WB, 1956, 57, Dallas, Texas
 Young, Devrin, TB, 2011, 12, 13, 14, Knoxville
 Young, Ed. B., HB, 1925, 26
 Young, Eddie, E, 1955, Miami, Fla.
 Young, Eric, OT, 2005, 06, 07, Union, S.C.
 Young, J.R., LHB, 1910
 Young, Jimmy, E, 1970, 71, 72, Franklin, Ky.
 Young, Joe, RB, 2015, Winnsboro, S.C.
 Young, Sean, OT, 2000, 01, 02, 03, Cohutta, Ga.

Z

Zander, Carl, ILB, 1981, 82, 83, 84 (Capt.), Mendham, N.J.
 Zecchino, Nick, C, 1986, 87, 88, Cedar Grove, N.J.
 Ziegler, Kelly, ILB, 1984, 85, 86, 87 (Capt.), Miami, Fla.
 Zontini, Lawrence, WB, 1942, Charleston, W.Va.
 Zurcher, Kevin, WR, 1989, Knoxville
 Zvolerin, Bob, LT, 1963, Windber, Pa.

SERVICE AWARD—A service award is given upon the recommendations of the head coach to a senior athlete who has completed his eligibility and has been a squad member for at least three years without meeting the participation requirements for a varsity letter.

ALL-SEC AND ALL-AMERICANS BY NUMBER

(First Team only)

Tennessee has had more than 200 All-Southeastern Conference (SEC) first-team selections since the conference was formed in 1933 and over 90 All-America (AA) selections since Gene McEver was first chosen in 1929. Following are the jersey numbers of the Vols' All-SEC and All-America selections.

- 1 Leonard Little, DE/LB 1996, 97 (SEC), 1997 (AA)
Jason Witten, TE 2002 (SEC)
- 2 Kevin Burnett, LB 2004 (AA, SEC)
Montario Hardesty, RB 2009 (SEC)
- 3 Robert Meachem, WR 2006 (AA, SEC)
- 4 Fuad Reveiz, PK 1982, 84 (SEC)
Jeff Hall, PK 1995, 96, 97, 98 (SEC)
- 5 Rico McCoy, LB 2009 (SEC)
- 6 Jimmy Streater, QB 1979 (SEC)
- 7 Condredge Holloway, QB 1973 (SEC)
Chris White, DB 1985 (AA, SEC)
Deon Grant, DB 1999 (AA, SEC)
Jerod Mayo, LB 2007 (SEC)
Cameron Sutton, PR 2015 (AA)
- 8
- 9 George Hunt, PK 1971 (SEC)
Derek Barnett, DE 2016 (AA, SEC)
- 10 Mike Mauck, DB 1975 (SEC)
Tony Robinson, QB 1984 (SEC)
John Becksvoort, PK 1993 (AA, SEC)
- 11 Ron Widby, P 1966 (AA)
Joey Kent, WR 1995, 96 (SEC)
- 12 Cory Fleming, WR 1993 (SEC)
Marcus Nash, WR 1997 (SEC)
- 13 Terry Fair, DB 1996, 97 (SEC)
- 14 Roland James, DB 1978, 79 (SEC), 1979 (AA)
Julian Battle, DB 2002 (SEC)
Eric Berry, DB 2008, 09 (AA, SEC)
- 15 Carl Pickens, WR 1990, 91 (SEC), 1991 (AA)
- 16 Number retired in honor of
Peyton Manning
Peyton Manning, QB 1995, 97 (SEC), 1997 (AA)
Rashad Baker, DB 2002 (SEC)
- 17 Bobby Dodd, QB 1930 (AA)
Phil Dickens, RB 1936 (SEC)
Tee Martin, QB 1999 (SEC)
- 18 Craig Colquitt, P 1976, 77 (SEC)
Kent Elmore, P 1989 (SEC)
Dale Carter, DB 1990, 91 (AA, SEC)
DeRon Jenkins, DB 1995 (SEC)
Jason Allen, DB, 2004 (SEC)
- 19 Alex Walls, PK, 2000 (SEC)
- 20 Dick Huffman, DT 1946 (AA, SEC)
Bert Rechichar, B 1951 (SEC)
Joey Chapman, P 1990 (SEC)
Travis Henry, RB, 2000 (SEC)
- 21 Mack Franklin, E 1952 (SEC)
- Stanley Morgan, RB 1974, 76 (SEC)
Jimmy Colquitt, P 1982, 83 (AA)
Heath Shuler, QB 1993 (SEC)
Da'Rick Rogers, WR 2011 (SEC)
- 22 Richmond Flowers, WB, 1967 (AA)
Ricky Townsend, PK 1972 (SEC), 1972, 73 (AA)
- 23 Earnest Fields, LB 1991 (SEC)
Dwayne Goodrich, DB 1999 (SEC)
- 24 Al Hust, End 1942 (SEC)
Tony Thompson, RB 1990 (SEC)
- 25 Eddie Brown, DB 1973 (AA, SEC)
Jeremy Lincoln, DB 1991 (SEC)
James Wilhoit, PK 2006 (SEC)
- 26 Murray Warmath, G 1934 (SEC)
Albert Dorsey, DB 1967 (AA, SEC)
Tim Priest, DB 1970 (SEC)
Willie Gault, WR 1982 (AA, SEC)
Daniel Lincoln, PK 2007 (AA)
- 27 Hank Lauricella, TB 1951 (AA, SEC)
Al Wilson, LB 1997, 98 (SEC), 1998 (AA)
- 28 Gene McEver, TB 1929 (AA)
- 29 Evan Berry, KR 2015 (AA, SEC)
- 30 Jim Weatherford, DB 1968 (AA, SEC)
Andre Lott, DB 2001 (SEC)
- 31 Curt Watson, RB 1969, 70, 71 (SEC)
- 32 Number Retired in Honor of
Bill Nowling
- 33 Bud Sherrod, E 1949, 50 (SEC), 1950 (AA)
Tom Tracy, RB 1954 (SEC)
Johnnie Jones, RB 1983, 84 (SEC)
Keith DeLong, LB 1988 (AA, SEC)
Jonathan Hefney, DB 2007 (SEC)
- 34 Richard Pickens, RB 1968 (SEC)
Travis Stephens, RB 2001 (AA, SEC)
- 35
- 36 Ed Molinski, G 1939 (SEC), 1939, 40 (AA)
- 37 Bowden Wyatt, E 1938 (AA, SEC)
Conrad Graham, DB 1972 (AA, SEC)
- 38 John Michels, G 1951, 52 (SEC), 1952 (AA)
- 39
- 40
- 41
- 42 Bob Suffridge, G 1938, 40 (SEC), 1938, 39, 40 (AA)
Eric Westmoreland, LB 2000 (SEC)
- 43
- 44 Bobby Majors, DB 1970, 71 (SEC), 1971 (AA)
Neil Clabo, P 1974 (SEC)
Craig Puki, LB 1979 (SEC)
Chuck Webb, RB 1989 (SEC)
- 45 Number retired in honor of
Johnny Majors
Herman Hickman, G 1931 (AA)
Johnny Majors, TB 1955, 56 (SEC), 1956 (AA)
Carl Zander, LB 1984 (SEC)
A.J. Johnson, LB 2013 (SEC)
- 46 Sheriff Maples, C 1933 (SEC)
Raynoch Thompson, LB 1998, 99 (SEC), 1999 (AA)
- 47 Bobby Gordon, TB 1957 (SEC)
Dustin Colquitt, P 2003 (AA, SEC)
Britton Colquitt, P 2006 (SEC)
- 48 Beattie Feathers, TB 1933 (AA, SEC)
- 49 Number Retired in Honor of
Rudy Klarer
- 50 Don Edmiston, T 1941 (SEC)
Frank Emanuel, LB 1965 (AA, SEC)
Paul Naumoff, LB 1966 (AA, SEC)
Chip Kell, G 1968, 69, 70 (SEC)
1969, 70 (AA)
Andy Spiva, LB 1975, 76 (SEC)
Tom Myslinski, G 1991 (SEC)
- 51 Mike Bevans, C 1970 (SEC)
- 52 Jackie Walker, LB 1970, 71 (AA, SEC)
Cosey Coleman, G 1998, 99 (SEC), 1999 (AA)
- 53 Glenn Streno, C 1983 (SEC)
- 54 Abe Shires, T 1939, 40 (SEC), 1939 (AA)
Francis Holohan, G 1952 (SEC)
Bob Johnson, C 1966, 67 (AA, SEC)
Dale Jones, DE 1985, 86 (SEC)
- 55 Mike Lucci, LB 1961 (SEC)
Jesse Mahelona, DT, 2004 (AA, SEC)
Dan Williams, DT 2009 (SEC)
- 56 Robert Shaw, C 1977, 78 (SEC)
Chuck Smith, DE 1991 (SEC)
- 57 Steve Kiner, LB 1968, 69 (AA, SEC)
Jamie Rotella, LB 1972 (AA, SEC)
Ron McCartney, DE 1975 (SEC)
- 58 Ray Nettles, LB 1971 (SEC)
Todd Kelly, DE 1992 (SEC)
Darwin Walker, DT 1998, 99 (SEC)
- 59 Mark Hovanic, DT 1987 (SEC)
Mike Stowell, G 1992 (SEC)
- 60 Bill Pearson, T 1951 (AA, SEC)
Jim Noonan, MG 1980 (SEC)
- 61 Number retired in honor of
Willis Tucker
- 62 Number Retired in Honor of
Clyde Fuson
- 63 Bob Dobelstein, G 1944, 45 (SEC), 1944 (AA)
- 64 James Rike, C 1939 (SEC)
Jack Reynolds, LB 1969 (AA, SEC)
Bill Emendorfer, G 1972 (SEC)
Scott Wells, C, 2003 (SEC)
- 65 Steve DeLong, MG 1963, 64 (AA, SEC)
Charles Rosenfelder, G 1967, 68 (SEC), 1968 (AA)
- 66 Bill Johnson, G 1957 (AA, SEC)
Jason Layman, T 1993, 95 (SEC)
- 67 Ted Daffer, G 1950, 51 (AA, SEC)
John Wagster, DT 1972 (SEC)
Mickey Marvin, G 1974, 75, 76 (SEC)
Bill Mayo, G 1983, 84 (SEC) 84 (AA)
Kevin Mays, G 1994 (SEC)
Chad Clifton, T 1998 (SEC)
- 68 Bruce Wilkerson, T 1985, 86 (SEC)



HEAD FOOTBALL MANAGERS

- 69
 70 Trey Teague, C 1997 (SEC)
 Fred Weary, OG 2001 (SEC)
 71 Darris McCord, DT 1954 (AA)
 72 George Cafego, TB 1938, 39
 (AA, SEC)
 73 Lee North, C 1980, 81 (SEC)
 Will Ofenheusle, OT 2002 (SEC)
 74 Jeff Smith, G 1994, 95 (SEC)
 75 John Boynton, T 1967 (SEC)
 Anthony Parker, OG 2007 (SEC)
 76 John Gordy, T 1956 (SEC)
 Harry Galbreath, G 1987 (AA, SEC)
 Arron Sears, T 2005,06 (SEC)
 2006 (AA)
 77 Bob Foxx, HB 1939, 40 (SEC)
 1940 (AA)
 Buster Stephens, RB 1944 (SEC)
 Michael Munoz, OT, 2004 (AA, SEC)
 78 Tim Irwin, T 1980 (SEC)
 Antone Davis, T 1989, 90 (SEC)
 1990 (AA)
 79 Joe Schaffer, T 1959 (SEC)
 Frank Yanossy, DT 1969 (SEC)
 Eric Still, G 1988, 89 (SEC) 1989 (AA)
 Chris Scott, OT 2009 (SEC)
 80
 81 Mychal Rivera, TE 2012 (SEC)
 82 Ken DeLong, TE 1968, 69 (SEC)
 83 Mark Adams, TE 1991 (SEC)
 84 Norman Meseroll T, 1948 (SEC)
 Austin Denney, TE 1966 (AA, SEC)
 Cordarrelle Patterson, AP, 2012 (SEC)
 85 Johnny Mills, WR 1966 (SEC)
 Reggie Harper, TE 1979 (SEC)
 86 Andy Kozar, FB 1952 (SEC)
 Buddy Cruze, E 1956 (SEC, AA)
 Terry McDaniel, DB 1987 (SEC)
 87 Darryl Hardy, LB 1991 (SEC)
 88 Bobby Frazier, DE 1965 (SEC)
 Tim McGee, WR 1985 (AA, SEC)
 89 Larry Seivers, WR 1975, 76 (AA, SEC)
 90 Marion Hobby, DE 1989 (SEC)
 Will Overstreet, DE, 2000, 01 (SEC)
 Turk McBride, DT 2006 (SEC)
 91 Number retired in honor of
Doug Atkins
 Doug Atkins, DT 1951, 52 (SEC)
 1952 (AA)
 Jonathan Brown, DE 1997 (SEC)
 Robert Ayers, DE, 2008 (SEC)
 92 Number retired in honor of
Reggie White
 Reggie White, DT 1983 (AA, SEC)
 Carlos Reveiz, PK 1985 (SEC)
 93 Chris Mims, DE 1991 (SEC)
 Shaun Ellis, DE 1999 (SEC)
 94
 95
 96
 97 Malik Jackson, DL 2011 (SEC)
 98 John Henderson, DT 2000, 01
 (AA, SEC)
 99

1896 - Eugene R. Attkisson
 1897 - Eugene R. Attkisson
 1898 - No Team
 (Spanish-American War)
 1899 - W. R. Harrison
 1900 -
 1901 - Dan Kingman
 1902 - H. B. Finch
 1903 - J. S. Cooper
 1904 - C. J. McClung
 1905 - H. P. Grant
 1906 - T. P. Summers
 1907 - David Gaut
 1908 - Harley Fowler
 1909 - H. R. Newton
 1910 - F. L. Phipps
 1911 - Charles E. Craddock
 1912 - A. J. Donelson, Jr.
 1913 - Walter C. Whitaker, Jr.
 1914 - T. Flem Hazen
 1915 - S. M. Tunnel
 1916 - David Getaz
 1917 - No Team (World War I)
 1918 - No Team (World War I)
 1919 - T. N. Simpson
 1920 - H. A. Schubert
 1921 - Frank McCleneghan
 1922 - Leland Hedgecock
 1923 - Robert Watson
 1924 - Wiley Corry Smith
 1925 - William D. Pettway
 1926 - John Galbreath
 1927 - Robert Kennerly
 1928 - Bob (Skeet) McClellan
 1929 - Robert L. McClure
 1930 - H.H. Clements
 1931 - Howard Ford
 1932 - Albert Brooks/Clark Dowling
 1933 - Clark Dowling/Hector Flenikken
 1934 - Glenn Sanderson
 1935 - Jack Harris/Walter Hunt
 1936 - Richard Frank
 1937 - O. B. Winston
 1938 - Tracy Prater
 1939 - Robert (Dink) Eldridge
 1940 - Robert (Dink) Eldridge
 1941 - Willie Davis
 1942 - Julian Andes
 1943 - No Team (World War II)
 1944 - Julian Andes
 1945 - George Creaseu
 1946 - Stewart Johnson
 1947 - Ray Neal
 1948 - Hagen Minnick
 1949 - Joe Bender
 1950 - Nate Fourman
 1951 - Lee Starr
 1952 - Arthur Marks
 1953 - Dick Robinson
 1954 - Dick Robinson
 1955 - Jack Mullinix
 1956 - Johnny Peay
 1957 - Newt Parsons
 1958 - Newt Parsons

1959 - Ted McCloud
 1960 - Ray Childers
 1961 - Casco Havelly
 1962 - Casco Havelly/Ted McCloud
 1963 - Casco Havelly
 1964 - Stanley Fugate
 1965 - Stanley Fugate
 1966 - Stanley Fugate
 1967 - Tommy Baker
 1968 - Tommy Baker
 1969 - Tommy Baker
 1970 - Tommy Baker
 1971 - Pat Marsh
 1972 - Larry Sellers
 1973 - David Woodall
 1974 - David Woodall
 1975 - Steve Benton
 1976 - David Woodall
 1977 - David Woodall
 1978 - Lew Belote
 1979 - Lew Belote
 1980 - Danny Burnley
 1981 - Rusty Roberts
 1982 - Rusty Roberts
 1983 - Rusty Roberts
 1984 - Gordon Whitener
 1985 - Randy Miller
 1986 - Jeff Fleming
 1987 - Jeff Fleming
 1988 - David Blackburn
 1989 - David Blackburn
 1990 - Johnny Hays
 1991 - Johnny Hays
 1992 - Heath Grider
 1993 - Heath Grider
 1994 - Clay Newman
 1995 - Allan Knapp
 1996 - Allan Knapp
 1997 - Robin White
 1998 - Larry Churchwell
 1999 - Allen Sitzler
 2000 - Allen Sitzler
 2001 - Anthony (Chip) Godwin
 2002 - Anthony (Chip) Godwin
 2003 - Mat Kee
 2004 - Tommy Phillips
 2005 - Tommy Phillips
 2006 - Tommy Phillips
 2007 - Tommy Phillips
 2008 - Chris Cutcliffe
 2009 - Chris Woolsey
 2010 - Chris Woolsey
 2011 - Chris Woolsey
 2012 - Tyson Street
 2013 - Tyson Street
 2014 - Neyland Raper
 2015 - Neyland Raper
 2016 - Kinley Jones
 2017 - Kinley Jones

ALL-TIME UNIFORM NUMBERS

1

Ed McDougal, QB, 1972, 73, 74
 Joe Gasper, QB, 1976
 Robert Malone, WR/WB, 1977, 78
 Lee Jenkins, DB, 1980, 81, 82
 Darell Jones, LB, 1984
 Andre Creamer, DB, 1985, 86
 Phil Reich, PK, 1987
 Vince Moore, WR, 1988, 89, 90
 Ronald Davis, DB, 1991, 92, 93, 94
 Leonard Little, DE/LB, 1995, 96, 97
 Robert Loudermilk, PK, 1999
 Jason Witten, TE, 2001, 02
 Jayson Swain, WR, 2004, 05, 06
 Brandon Warren, WR, 2008, 09, 10
 Michael Palardy, PK/P, 2010, 11, 12, 13
 Paul Harris, WR, 2013
 Jalen Hurd, RB, 2014, 15, 16
 Reginald Kahlil McKenzie Jr., DL, 2015
 Jonathan Kongbo, DL, 2016

2

Bill Fryer, KS, 1972
 David Aaron, K, 1974
 Billy Arbo, WR/WB, 1976, 77, 78
 Nicky Inman, P, 1979
 Lenny Taylor, WR, 1980, 81, 82, 83
 Moses Collins, DB, 1986, 87, 88
 Wes Lowe, DB, 1989
 Steve Matthews, QB, 1990, 91
 Todd Helton, QB, 1993, 94
 Tom Windle, QB, 1997
 Fred White, DB, 1996, 97, 98, 99
 Eric Locke, WR, 2000
 Kevin Burnett, LB, 2001, 02, 03, 04
 Kevin Simon, LB, 2005
 Montario Hardesty, 2006, 07, 08, 09
 Matt Simms, QB, 2010
 Naz Oliver, DB, 2011
 Alton 'Pig' Howard, WR, 2012, 13, 14, 15
 Michael L. Williams, DB, 2012, 13
 D'Andre Payne, DB, 2014
 Shy Tuttle, DL, 2015, 2016
 Jarrett Guarantano, QB, 2016

3

Joe Gasper, QB, 1975
 Joe Hough, QB/DB, 1976, 77, 78
 Joe Cozart, DB, 1981, 82, 83
 Nate Middlebrooks, TE, 1985, 86, 87, 88
 Tracy Smith, DB, 1989, 90, 91, 92
 Ronnie Pillow, LB, 1994, 95, 96
 Brian Darden, RB, 1997
 Josh Plemons, QB, 1998, 99
 Willie Miles, DB, 1999, 00, 01, 02
 Robert Meachem, WR, 2004, 05, 06
 Lennon Creer, RB, 2008
 Darren Myles Jr., 2009, 10
 Tyler Drummer, WR, 2011, 12, 13
 Byron Moore, DB, 2011, 12, 13
 Josh Malone, WR, 2014, 15, 16
 Micah Abernathy, DB, 2015
 Marquill Osborne, DB, 2016

4

Tommy Beaver, DB, 1972
 Randy Wallace, QB, 1973
 Pat Ryan, QB, 1974, 75, 76, 77

Phil Ingram, WR, 1979
 Dwight Singleton, DB, 1981
 Fuad Reveiz, PK, 1982, 83, 84
 Terence Cleveland, WR, 1986, 87, 88, 89
 Craig Faulkner, WR, 1990, 91, 92, 93
 Jeff Hall, PK, 1995, 96, 97, 98
 John Henderson, DL, 1999
 Donte' Stallworth, WR, 2000, 01
 Jonathan Wade, DB, 2003, 04, 05, 06
 Gerald Jones, WR, 2008, 09, 10
 Marlin Lane Jr., RB, 2011
 LaTroy Lewis, DL, 2012, 13, 14, 15, 16
 Vic Wharton, WR, 2014
 John Kelly, RB, 2015, 16

5

Gary Valbuena, QB, 1972, 73
 Gary Roach, QB, 1974, 75, 76
 Jeff Olszewski, QB, 1978, 79, 80, 81
 Xavier Cook, DB, 1983, 84
 Thomas Woods, WR, 1986, 87, 88, 89
 Roderick Lewis, DB, 1990, 91, 92
 Eric Lane, RB, 1993, 94, 95, 96
 Craig Sanford, PK, 1997
 Burney Veazey, WR, 1998, 99, 00
 Chris Hightower, PK, 2000
 Mitchell Walker, DB, 2001
 Kevin Simon, LB, 2002, 03, 04
 Drew Tardy, WR, 2006
 Rico McCoy, LB, 2006, 07, 08, 09
 Ted Meline, WR, 2010
 Matt Darr, P, 2011
 George Bullock, PK, 2012, 13, 14
 Ryan Jenkins, WR, 2013, 14
 Ralph David Abernathy IV, RB, 2015
 Kyle Phillips, DL, 2015, 16

6

David Parsons, DB, 1973
 David Bibee, DB, 1974, 75, 76
 Jimmy Streater, QB, 1977, 78, 79
 Steve Alatorre, QB, 1980
 Dirk Gentry, DB, 1981
 Alan Cockrell, QB, 1982, 83
 Tony Nelson, DB, 1985, 86, 87, 88
 J.J. McCleskey, WR, 1990, 91, 92
 Jermaine Copeland, WR, 1996, 97, 98
 Constantin Ritzmann, DL, 2000, 01, 02, 03
 Ja'Kouri Williams, DB, 2005, 06, 07
 Derrick Furlow, DB, 2008, 09
 Denarius Moore, WR, 2008, 09, 10
 Vincent Dallas, WR/DB, 2011, 12, 13
 Tyler Page, QB, 2013
 Todd Kelly Jr., DB, 2014, 15
 Mike Wegzyn, QB, 2014
 Alvin Kamara, RB, 2015, 16

7

Condredge Holloway, QB, 1972, 73, 74
 Martin Murriel, TB, 1976
 Wilbert Jones, QB/DB, 1977, 78, 79, 80
 Chris White, DB, 1982, 83, 84, 85
 Anthony Miller, WR, 1987
 Jason Julian, WR, 1989, 90, 91
 Jason Parker, DB, 1993, 94, 97
 Tom Windle, QB, 1998
 Deon Grant, WR, 1998, 99

Casey Clausen, QB, 2000, 01, 02, 03
 Rick Clausen, QB, 2005
 Jerod Mayo, LB, 2006, 07
 Demetric Morley, DB, 2008
 Nu'Keese Richardson, WR, 2009
 Mandela Shaw, DB, 2010
 Nash Nance, QB, 2011
 Corey Alexander, DB, 2011, 12
 Drae Bowles, WR, 2012, 13, 14
 Michael F. Williams, DB, 2013
 Rashaan Gauden, DB, 2014, 16
 Cameron Sutton, DB, 2015
 Preston Williams, WR, 2015, 16

8

Doyle Whitaker, KS, 1969, 70
 Jim Richardson, QB, 1972
 Randy Wallace, QB, 1974, 75, 76
 David Rudder, QB, 1977, 78, 79
 Jeff Joslin, QB, 1981
 Dirk Gentry, QB, 1982, 83
 Victor Peppers, DB, 1986, 87
 Andy Kelly, QB, 1989, 90, 91
 Cliff Dutton, WR, 1992
 Jason Amonette, P, 1993
 Mike Grein, QB, 1994
 Jeremy Bates, QB, 1995
 Bryan Darden, RB, 1997
 Chris Hogue, PK/P, 1997
 Joey Mathews, QB, 1998, 99, 00, 01
 Gibril Wilson, DB, 2002, 03
 Lester Ransom, DB, 2005
 Jonathan Crompton, QB, 2007, 08, 09
 Tyler Bray, QB, 2010, 11, 12
 Marquez North, WR, 2013, 14, 15
 Dewayne Hendrix, DL, 2014
 Justin Martin, DB, 2015, 16
 Latrell Williams, WR, 2016

9

Chick McGeehan, OE, 1967
 George Hunt, KS, 1968, 69, 70, 71
 Jim Gaylor, PK, 1975, 76, 77
 Mitch Sims, QB, 1980, TE, 1979, 81
 Mark Hogan, DB, 1982, 83
 Vince Carter, WR, 1984, 85, 86
 Derrick Folsom, LB, 1987, 88, 89
 Orion McCants, DB, 1990
 Steve Session, DB, 1992
 Tori Noel, DB, 1994, 95, 96, 97
 Kevin Taylor, WR, 1998
 Josh Plemons, QB, 1997, 00
 Steven Marsh, DB, 1999, 00, 01, 02
 Bret Smith, WR, 2004, 05, 06
 Bram Cannon, QB, 2008
 Daryl Vereen, LB, 2008, 09, 10, 11
 Sam Cranford, WR, 2012
 Daniel Gray, DB, 2012
 Reggie Juin, DB, 2013
 Derek Barnett, DL, 2014, 15, 16
 Von Pearson, WR, 2014, 15
 Marquez Callaway, WR, 2016

10

Pat Reno, FB, 1937
 Trox Montgomery, HB, 1938
 Elmer Disspayne, E, 1939
 Roy Cross, E, 1941, 42, 44, 45
 Frank Soard, B, 1946
 Bernie Miller, B, 1947, FB, 1948



Gordon Polofsky, FB, 1949, 50, 51
 Lamar Leachman, LB, 1952, C, 1953
 Bob Hibbard, WB, 1954, 55, 56
 Carroll Young, WB, 1957
 Gene Tedford, WB, 1962, 63
 Art Galiffa, QB, 1964, 65, 66
 Bobby Scott, QB, 1968, 69, 70
 Dan Fletcher, QB, 1972
 Mike Mauck, DB, 1974, 75, 76
 Alan Duncan, PK, 1979, 80
 Bill Eichholtz, WR, 1982
 Tony Robinson, QB, 1983, 84, 85
 Vincent Moore, WR, 1987
 Chip McCallum, KS, 1989, 90
 Beau Blair, P, 1991
 John Becksvort, PK, 1992,93,94
 Jason Price, QB, 1995, 96
 Benson Scott, H, 1997,98,99
 Christian Chauvin, PK, 2000
 Phillip Newman, PK/P, 2002
 Mark Jones, WR, 2001,02,04
 Erik Ainge, QB, 2005,06,07
 Josh Davis, P, 2010
 Marsalis Teague, WR, 2019,10,11,12
 Brett Parisi, WR, 2013
 Riley Ferguson, QB, 2013
 Will Bradshaw, LS, 2014
 Isaiah McDaniel, DB, 2014
 Patrick Ashford, H, 2015
 Vincent Perry, WR, 2015
 Tyler Byrd, WR, 2016

11

Leonard Coffman, HB, 1937, FB, 1938, 39
 James 'Jim' Gaffney, HB, 1941, 42
 Billy Stevens, B, 1944, 45
 W.S. 'Monk' Fowler, B, 1946, 47
 Bernie Sizemore, FB, 1949, 50
 Bill Blackstock, TB, 1951 B, 1954
 Ed Godzak, WB, 1954
 Charles Trimble, WB, 1955
 Ralph Broyles, WB, 1956, 57, 58
 John Paty, WB, 1962, 63
 Ron Widby, KS, 1964, 65, 66
 Mike Jones, DB, 1967
 Joe Thompson, WB, 1968
 Dennis Chadwick, QB, 1969, 70
 Nick Chrmichael, DB, 1971, 72, 73
 Mike Huskisson, RB, 1974
 Jeff Moore, DB, 1976, SE, 1977
 Bobby Stanton, P, 1979
 Dirk Wiers, QB, 1980
 Daryl Dickey, DB, 1983, QB, 1981, 82, 84, 85
 Kyle Horner, QB, 1987
 Lloyd Kerr, WR, 1990, 91
 Joey Kent, WR, 1993,94,95, 96
 Robert Loudermilk, P/PK, 1998
 Bobby Graham, WR, 1998,99,00,01
 James Banks, WR, 2003,04
 Jon Catanzano, DB, 2005
 Slick Shelley, WR, 2006,07
 Todd Campbell, WR, 2008
 Bryce Brown, RB, 2009
 Justin Hunter, WR, 2010,11,12
 Joshua Dobbs, QB, 2013,14,15,16
 Austin Smith, DL, 2015,16

12

John Boise, E, 1937
 William Bryson, FB, 1939, 40
 Bud Hubbell, E, 1941, 42

Russell Morrow, C, 1944, 45
 Franklin (Bud) Hubbell, E, 1946
 Joe Martone, G, 1947, RG, 1948
 Bill Fulton, LE, 1950, 51
 Terry Sweeney, RH, 1953
 Bill Bennett, WB, 1955
 Jim Grubb, WB, 1956, 57
 Pete Wright, WB, 1958
 Coy Franklin, WB, 1959
 Charles Wyrick, WB, 1960, 61
 Wayne Waff, WB, 1962
 Johnny Covington, QB, 1964
 Charles Futon, QB, 1965, 66, TB, 1967
 Herman Weaver, KS, 1969
 Chip Howard, QB, 1971, WR, 1972, 73
 Gary Rowe, DB, 1974, 75, 76
 Guy Hairston, QB, 1978, 79
 Randall Morris, QB, 1980, RB, 1981, 82, 83
 Randy Sanders, QB, 1984, 85, 86, 87
 Chip McCallum, PK, 1988
 Cory Fleming, WR, 1990, 91, 92,93
 Terry Fair, DB, 1996
 Marcus Nash, WR, 1995, 96,97
 Troy McMaken, WR, 1999
 Teddy Grimes, DB, 1999,00,01
 C.J. Leak, QB, 2002,03,04
 Lucas Taylor, WR, 2006,07,08
 Ethan Ingram, PK, 2009
 Naz Oliver, DB, 2010
 Chris Eggert, WR, 2010
 Matt Simms, QB, 2011
 Nathan Peterman, QB, 2012,13,14
 Emmanuel Moseley, DB, 2014,15,16
 Quinten Dormady, QB, 2015,16

13

William 'Bill' Barnes, HB, 1937, 38, E, 1939
 Fay Farris, GB, 1940, B, 1941
 Claude Holsclaw, B, 1944, 45
 Don Tanner, G, 1947, LG, 1948
 Pat Shires, TB, 1950, 51, B, 1952, LH, 1953
 David Emory, WB, 1955
 Gary Cannon, KS, 1960, 61
 David Allen, DB, 1970, 71, 72
 Randy Verner, WR, 1973, 74, 75
 Martin Murriel, DB, 1977, 78
 Jerome Jimmerson, WR, 1984
 David Pool, DB, 1986
 Kevin Zurcher, WR, 1988, 89
 Dave Thomas, DB, 1991
 Lamar Brown, WR, 1993
 Scott Sexton, WR, 1994
 Terry Fair, DB, 1995, 96, 97,
 Brent Thomas, DS, 2000
 Tad Golden, DB, 1999,00,01
 Chris Hannon, WR, 2003,04,05
 Brent Vinson, DB, 2008,09
 Geoff Courtney, WR/H, 2010
 DeAnthony Arnett, WR, 2011
 Nick Branum, DB, 2011
 Patrick Ashford, QB/H, 2012,13
 Devau Swafford, DB, 2013,14
 Malik Foreman, DB, 2015,16
 Sheriron Jones, QB, 2015,16

14

Van Thompson, FB, 1938, QB, 1939, 40, B, 1941
 Ray Drost, G, 1942, 1946, 47
 Reese Henegar, B, 1946

Gil Kyker, BB, 1950
 Ray Martin, WB, 1951, B, 1952, RH, 1953
 Hugh Garner, WB, 1954
 Larry Garner, WB, 1955
 Bill Gent, WB, 1956
 Don Stephens, WB, 1958
 Tommy Donnelly, WB, 1959
 Charles Severance, WB, 1960
 Gene Tedford, WB, 1961
 David Leake, LE, 1963, QB, 1964, OE/ KS, 1965
 Bill Young, DB, 1966, 67, 68, 69
 Jimmy Allen, DB, 1970
 Bill Cole, DB, 1972,73, 74, 75
 Greg Graves, TB, 1976
 Roland James, DB, 1977, 78, 79
 John Lerda, DB, 1981
 Terry Brown, DB, 1983, 84, 85, 86
 Lee England, WR, 1987, 88, 89
 Andy Kelly, QB, 1988
 Chris Russ, P, 1990
 Jerry Colquitt, QB, 1991, 92,93,94
 Shawn Snyder, QB, 1995, 96
 Cedrick Wilson, WR, 1998,99,00
 Julian Battle, DB, 2002
 Jerrone Hale, WR, 2002
 Bo Hardegree, QB, 2004,05,06
 Ben Greene, DB, 2006
 Eric Berry, DB, 2007,08,09
 Justin Worley, QB, 2011,12,13,14
 Zac Jancek, QB, 2015,16
 Quart'e Sapp, LB, 2015,16

15

Edwin Cheek Duncan, HB, 1937, 38
 James Aurelia, HB, 1939, 40, E, 1941
 Albert Sabato, QB, 1942
 Jimmy Doerr, B, 1944
 Hubert Becker, B, 1946, 47
 Charles Dowdy, WB, 1948
 Joe Yost, LE, 1949
 Sam Rutigliano, RE, 1951, E, 1952
 Bill Spooene, E, 1953
 Edric Owen, WB, 1955
 Bill Anderson, WB, 1956, 57
 Bobby Moore, WB, 1958
 Mike Simmons, WB, 1959
 Jerry Enslwy, WB, 1960, 61, 62
 Billy Tomlinson, WB, 1963
 Skip Edwards, WB, 1964, DB, 1965, 66
 John Rippetoe, QB, 1967, 68, 69
 Bob Bowers, DB, 1972,73
 Eddy Powers, DB, 1974, 75, 76, 77
 Mike Terry, DB, 1979
 Alvin Jones, QB, 1981
 Tim Norton, QB, 1983
 Jack Sells, DB, 1984
 Kent Elmore, P, 1986, 87
 Carl Pickens, WR, 1989, 90, 91
 Lance Wheaton, QB, 1992,93,94
 Tim Sewell, DB, 1995, 96,97,98
 A.J. Suggs, QB, 1999,00
 Kelley Washington, WR, 2001,02
 Turk McBride, DL, 2004
 Jim Bob Cooter, QB, 2004,05,06
 Sinclair Cannon, DB, 2005,06,07
 E.J. Abrams-Ward, WR, 2008
 Mike Fromke, QB, 2010
 Janzen Jackson, DB, 2009,10
 Tyrin Fairman, DB, 2011,12
 Marlin Lane, Jr., TB, 2012,13,14
 Jauan Jennings, WR, 2015,16

16*

Walter Wood, QB, 1937
 Lloyd Broome, FB, 1938, 40
 Bob Hicks, C, 1941
 Ben Miller, C, 1944, 45
 Roger Aubrey Coggins, BB, 1946, 48, 49
 Earl Campbell, RG, 1950, 51, G, 1952
 John Cvetnick, FB, 1953
 Bill Gent, WB, 1958
 Frank Canale, WB, 1960
 Don Henson, WB, 1962, LE, 1963
 Dewey Warren, QB, 1964, 65, 66, 67
 Jim Maxwell, QB, 1969, 70, 71
 Butch Thompson, WR, 1972
 Ricky Heath, DB, 1973, 74
 Gary Braden, DB, 1975, 76
 Jeff Boone, K, 1977
 Phil Ingram, DB, 1978
 Darryal Wilson, DB, 1979, WR, 1980
 Steve Alatorre, QB, 1981
 Tommy Sims, DB, 1983, 84, 85
 Sterling Henton, QB, 1987, 88, 89, 90
 Victor Brown, DB, 1992,93

Peyton Manning, QB, 1994,95,96,97
*(*Retired In Honor)*

Rashad Baker, DB, 2001,02,03
 Rick Clausen, QB, 2004,05

17

Sam Bartholomew, FB, 1937, HB, 1938, 39
 Chester Roberston, HB, 1940
 Don Bazemore, B, 1945
 Hal Littleford, B, 1946, 47, TB, 1948, 49
 Joe Maiure, BB, 1950, 51, B, 1952
 Charles Gookin, E, 1953
 Buddy Scott, WB, 1955
 Bobby Sandlin, WB, 1956, 57, 58
 Pat Augustine, WB, 1959, 60
 Frank Musgrave, WB, 1961
 Tim Fell, WB, 1963
 Dick Hart, TB, 1964
 Dick DeHart, DB, 1965, QB, 1966
 Phil Pierce, QB, 1969, 71, DB, 1970
 John Yarbrough, WR, 1972, 73, 74, 75
 Dee Reviere, LB, 1976
 Steve Hatfield, DB, 1977
 Bobby King, QB/WR, 1979, 80
 Junior McBride, WR, 1982
 John McClennon, RB, 1983
 Greg Hargis, LB, 1985, 86, 87
 Lee Wood, WR, 1989, 90
 Kevin Wendelboe, KS, 1991
 Quincy Prigmore, RB, 1992,93,94,95
 Tee Martin, QB, 1997,98,99
 John Rattay, QB, 2000
 C.J. Fayton, WR, 2002,03,04,05
 Nick Stephens, QB, 2007,08,09
 Brent Brewer, DB/LB, 2010,11,12,13
 Tyler Page, QB, 2011
 Joe Stocstill, QB, 2012
 Devin Smith, QB, 2014
 Dillon Bates, LB, 2014,15,16
 Brandon Johnson, WR, 2016

18

Elmer Disspayne, E, 1937
 Nickolas Weber, HB, 1938, 39, 40
 Bill Zimmerman, B, 1941
 R.A. Long, HB, 1942

Allen Law, B, 1944
 Bob Lund, B, 1945, 46, 47, WB, 1948
 Francis Stupar, RE, 1949, LE, 1950
 Bill (Moose) Barbish, BB, 1951, LB, 1952, QB, 1953
 Bob Smithers, WB, 1956
 Ken Waddell, WB, 1959, 60
 Frank Canale, WB, 1961, 62
 Bubba Wyche, DB, 1965, 66, QB, 1967, 68
 Bubba Dudley, QB, 1969
 Jon Sapp, DB, 1972, 73
 Phil Doolin, DE, 1974
 Craig Colquitt, PK, 1976, 77
 Carlton Peoples, DB, 1980
 Sam Aiello, QB, 1982
 Troy Hale, WR, 1984, 85, 86, 87
 Kent Elmore, P, 1989
 Dale Carter, DB, 1991
 DeRon Jenkins, DB, 1993,94,95
 Gerald Griffin, DB, 1997,98,99
 Lee Wheeler, WR, 2001
 Christian Chauvin, PK, 2001
 Jason Allen, DB, 2002,03,04,05
 B.J. Coleman, QB, 2008
 Tyler Wolf, DB, 2009,10
 Izauea Lanier, DB, 2011
 Jason Croom, WR:2012,13,14,15 TE:16
 Joe Stocstill, LB, 2013
 Michael Cantwell, LB, 2014
 Nigel Warrior, DB, 2016

19

Bill Markey Luttrell, T, 1937
 Bob Andridge, HB, 1938, 39, 40
 Bob Slater, B, 1941
 Walter Slater, HB, 1942
 Jack Redding, B, 1944
 R.A. Long, B, 1945, 46
 W.C. Cooper, B, 1947, TB, 1948, 49, 50
 Hal Hubbard, BB, 1951, B, 1952, QB, 1953
 David Shields, WB, 1960
 Hubert McClain, WB, 1961
 Bob Petrella, WB, 1963
 Hal Wantland, QB, 1964, WB, 1965
 Rusty Kidd, QB, 1967
 Sammy Hair, DE, 1972, 73, 74
 Haynes Gilliam, WR, 1975, 76
 Jim Sheffer, DB, 1977
 Johnny Watts, DB, 1978, WR, 1979
 Carlton Peoples, DB, 1981, 82
 Jeff Francis, QB, 1985, 86, 87, 88
 Kevin Wendelboe, KS, 1989
 Mose Phillips, RB, 1991, 92,93,94
 Mark Levine, RB, 1995, 96,97
 Shawn Seabrooks, DB, 1999
 Eric Campbell, DB, 2000
 Alex Walls, PK, 1999,00,01,02
 John C. Henderson, H/P, 2003,04
 Jarod Parrish, DB, 2004,05,06,07
 Chris Donald, LB, 2008,09
 Nick Lamaison, QB, 2009,10
 Tyler Coombes, DB, 2011,12,13
 Devin Young, RB/WR, 2011,12,13,14
 David Priddy, DB, 2014
 Darrell Taylor, DL, 2015,16
 Jeff George, WR, 2016

20

Joe Little, C, 1937, 38
 Fred Newman, FB, 1939, 40, B, 1941
 Richard "Dick" Huffman, T, 1942,46

George Murray, T, 1944, 45
 Bill Padgett, LT, 1948
 Bert Rechichar, WB, 1949, 50, 51
 Ed Godzak, RH, 1953
 Don Rushin, BB, 1954
 Stockton Adkins, BB, 1955, 56, 57
 Jim Cartwright, BB, 1958, 59, 60
 Ken Honea, BB, 1961, 62, 63
 Walter Chadwick, TB, 1965, 66, 67
 Bill Baker, WB, 1968
 Gary Theiler, WB, 1969, OE, 1970, TE, 1971
 Gary Rankin, DB, 1972, 73, 74
 Thomas Rowsey, DB, 1975, 76, 77
 John Warren, P, 1979, 80, PK, 1981, 82
 Charles Benton, DB, 1984, 85, 86
 Keith Denson, DB, 1988, 89, 90
 Joey Chapman, PK, 1991, 92,93
 Chester Ford, RB, 1994,95, 96
 Brian Lynch, P, 1997
 Travis Henry, RB, 1998,99,00
 Derrick Tinsley, WR, 2002,03,04
 Demetric Morley, DB, 2006
 Nevin McKenzie, LB, 2008
 Geoff Courtney, WR, 2009
 Mike Edwards, DB, 2009
 Rajion Neal, RB, 2010,11,12,13
 Cortez McDowell, DB, 2014,15,16

21

Buist Warren, QB, 1937, 38, 39, 40
 Chas Bierley, B, 1945
 Dick Jordan, E, 1946
 Leon McCoy, C, 1947
 Kenneth Donahue, RT, 1949, LT, 1948, 50
 Mack Franklin, LE, 1951, E, 1952, 53
 Wayne Hutcheson, BB, 1955
 William "Bill" Bennett, BB, 1956, 57
 Tom Husband, BB, 1958
 Frank Davis, BB, 1959
 A.B. Clevenger, BB, 1960
 Vic Ferrari, BB, 1963
 Bob Petrella, WB, 1964, DB, 1965
 Richard Callaway, WB, 1966, 68, TB, 1967, 69
 Nick Carmichael, DB, 1970
 Dennis Chadwick, QB, 1971, WR, 1972
 Larry Seivers, WR, 1973
 Stanley Morgan, WB, 1974, 75, 76
 Marcus Starling, SE, 1977, WR, 1978
 Greg Bridges, DB, 1980
 Jimmy Colquitt, PK, 1982, P, 1983, 84
 Preston Warren, DB, 1987, 88, 89, 90
 Brian Rains, KS, 1991
 Heath Shuler, QB, 1991, 92,93
 Maurice Stanley, WR, 1995
 Phillip Crosby, RB, 1997,98,99
 Cedric Houston, RB, 2002,03,04
 Gerald Riggs Jr., RB, 2005
 Austin Rogers, WR, 2006,07,08,09
 Nick Jackson, DB, 2010
 Da'Rick Rogers, WR, 2010,11
 Riyadh Jones, DB, 2013,14
 David Priddy, DB, 2013
 Logan Fetzner, WR, 2014
 Jalen Reeves-Maybin, LB, 2015,16
 Joe Young, RB, 2015

22

Thomas (Red) Harp, QB, 1937
 Johnny Butler, QB, 1939, 40, B, 1941
 Junie Whittaker, HB, 1942



Billy Carter, B, 1944
 Ralph Chancey, B, 1946, 47, FB, 1948, 49
 Tommy Jumper, LG, 1950, 51
 Frank McCroskey, B, 1952, G, 1953
 Ron Meeks, BB, 1954
 Vic Micol, BB, 1956
 Billy Smith, BB, 1960
 Jackie Cotton, WB, 1964, MM, 1965
 Richmond Flowers, WB, 1966, 67
 Andy Bennett, DB, 1970, TB, 1969, 71
 Ricky Townsend, K, 1972, 73, 74
 Marcus Starling, DB, 1975, 76
 Wayne McCoy, RB, 1977
 Avery Huff, DB, 1978, WR, 1979, TE, 1980
 Charles Davis, DB, 1983, 84, 85, 86
 Floyd Miley, DB, 1988, 89, 90, 91
 Jesse Sanders, LB, 1993,94,95
 Corey Terry, DL, 1997,98
 Anthony Sessions, LB, 1999,00
 Robert Boulware, DB, 2002,03,04
 Matt Gurdak, WR, 2002
 LaMarcus Coker, RB, 2006,07
 David Harrington, P, 2009
 Rod Wilks, DB, 2008,09,10,11,12
 Reggie Juin, TB, 2011,12
 Malik Foreman, DB, 2013,14
 Parker Henry, DB, 2015
 Micah Abernathy, DB, 2016

23

Larry Tanner, T, 1938, 39
 William 'Billy' Bevis, QB, 1942, B, 1941, 44, 45
 Walter Slater, B, 1946
 Don Hill, WB, 1951
 Ralph Adams, G, 1952
 Kenneth Sadler, BB, 1956, 57, 58
 Wayne Coleman, BB, 1959, 60, 61, 62
 Bobby Gratz, BB, 1963, FB, 1964
 Tommy Jernigan, TB, 1965, QB, 1966, WB, 1967, DB, 1968
 Merlyn Hood, WB, 1970, WR, 1971
 Tommy West, TE, 1973, 74, 75
 Ken Sanderson, SE, 1976, 77, WR, 1978
 Daryl Harper, DB, 1981, RB, 1982, WR, 1983
 Wesley Pryor, WR, 1984, 85, 86
 Earnest Fields, LB, 1988, 89, 90, 91
 Shawn Summers, DB, 1993,94,95
 James Braswell, DB, 1996
 Dwayne Goodrich, DB, 1997,98,99
 Corey Larkins, RB, 2001,02,03,04
 Ricardo Kemp, DB, 2006,07
 Prentiss Wagner, DB, 2008,09,10,11,12
 Cameron Sutton, DB, 2013,14,16

24

Gerald Hendricks, E, 1937, 38
 Albert Hust, E, 1940, 41, 42
 Red Arnold, B, 1945
 Billy Joe Rowan, B, 1946, 47
 Jerry Hyde, TB, 1951, B, 1952, RH, 1953
 Bobby Jones, BB, 1957
 George Shuford, BB, 1961, KS, 1962
 Mike Reynolds, BB, 1963
 Doug Archibald, FB, 1964, MM, 1965
 Lanny Pender, TB, 1967
 Haskel Stanback, TB, 1971, 72, 73
 Eddie Lawson, RB, 1974
 Glen Powers, DB, 1975

Frank Foxx, TB/RB, 1976, 77, 78
 Clyde Duncan, RB, 1980, DB, 1981, 82, WR, 1983
 Tony Thompson, RB, 1987, 88, 89, 90
 Aaron Hayden, RB, 1992,93,94
 Shawn Bryson, RB, 1996,97,98
 Charles Small, DB, 2000,01,02
 Cory Kerr, PK, 2003
 Antwan Stewart, DB, 2004,05,06
 DeAngelo Willingham, DB, 2008
 Eric Eichholtz, DB, 2010
 Eric Gordon, DB, 2009,10,11,12
 Deanthonie Summerhill, RB, 2011,12,13
 Taylor Spivey, LB, 2013
 Derrell Scott, RB, 2014
 Michael Williams, DB, 2014
 Michael Lacey, WR, 2015,16
 Darrell Miller, DB, 2015
 Todd Kelly Jr., DB, 2016

25

Joe Black Hayes, G, 1937
 Walter 'Babe' Wood, QB, 1938
 William 'Bill' King, HB, 1940, B, 1941
 Bubba Walling, B, 1945
 Jim Powell, E, 1946, 47, LE, 1948
 Vincent Kaseta, LE, 1949, RE, 1950, 51
 Bob Fry, E, 1952, 53
 Bob Gleaves, BB, 1954, 55, 56
 Tommy Cheek, BB, 1958, 59
 Tommy Donnelly BB, 1960
 Taft Hefner, BB, 1961
 David Murphy, WB, 1965, DB, 1966, 67
 Tom England, MM, 1968, DB, 1969
 Eddie Brown, DB, 1971, 72, 73
 Chuck Sanford, RB, 1974, 75
 Stan Grant, DB, 1976, 77
 Glenn Ford, RB, 1979, 80, 81
 John McClennon, RB, 1982
 Jim Miller, RB, 1983, 84, 85, 86
 Jeremy Lincoln, DB, 1988, 89, 90, 91
 Richie Noe, LB, 1992
 Jay Graham, RB, 1994,95,96
 Travis Stephens, RB, 1998
 Tony Campbell, LB, 2001,02
 Kip Hartman, WR, 2003
 James Wilhoit, PK, 2003,04,05,06
 Steven Hensley, P, 2008,09
 Art Evans, DB, 2007,08,09,10,11
 Quenshaun Watson, TB, 2012
 Josh Smith, WR, 2013,14,15,16
 Trevor Daniel, P, 2013
 Aaron Medley, PK, 2014,15,16

26

Frank Crawford, T, 1937
 Wesley Ott, HB, 1938
 Hobart Jones, T, 1941
 Bernard 'Bunzy' O'Neil, QB, 1939,40, HB, 1942
 Bill Beeler, B, 1945
 Alan Fielden, B, 1946, 47, RE, 1948, 49
 Frank Alexander, RE, 1950, 51, E, 1952
 Frank Davis, BB, 1958
 Albert Dorsey, DB, 1965, 66, 67
 Tim Priest, DB, 1968, 69, 70
 Jim Watts, DB, 1972, 73, 74
 Chip Linebarier, DB, 1975, 76, 77, 78
 Willie Gault, WR, 1980, 81, 82
 Vernon Bass, DB, 1984, 85, 86
 Beau Mainous, DB, 1988
 David Bennett, DB, 1989, 90, 91, 92

Shane Begnaud, DB, 1994,95,96,97
 Myles Atherton, RB, 1998
 Leonard Scott, WR, 1999,00,01,02
 Corey Campbell, DB, 2004,05
 Michael Odell, WR, 2009
 Daniel Lincoln, PK, 2007, 08, 09,10
 Derrick Brodus, PK/P, 2011,12
 Geraldo Orta, DB, 2012,13,14
 Jaye Rochelle, WR, 2013
 Treyvon Paulk, RB, 2014
 Stephen Griffin, DB, 2015,16
 Ben Powlas, WR, 2016

27

Sam Levine, G, 1937
 Warren Vick, E, 1940, 41
 Bill Nichols, B, 1945
 Jack Armstrong, B, 1946, 47, BB, 1948
 Hank Lauricella, TB, 1949, 50, 51
 Dave Griffith, LH, 1953
 Jim Beutel, BB, 1954, 55
 David Emory, BB, 1957
 Gene Gann, BB, 1958, 59, 61
 Sam Robertson, BB, 1962, 63
 Mike Price, DB, 1965, 66, WB, 1967, 68
 Jon Murdic, DB, 1973, 74
 Gary Hardeman, DB, 1975, 76
 Greg Gaines, DB, 1977, 78, 79, 80
 Rick Wilkinson, DB, 1982, 83
 Eric Swanson, WR, 1984, 85
 Dirk Borgognone, PK, 1987
 Greg Burke, KS, 1989, 90
 Jim Gilliam, KC, 1991
 Kendrick Jones, WR, 1992,93,94
 Travis Cozart, RB, 1995
 Al Wilson, LB, 1996,97,98
 Troy Fleming, RB, 2000,01,02,03
 Ben Greene, DB, 2004
 Arian Foster, RB, 2005,06,07,08
 David Oku, RB, 2009,10
 Nick Branum, DB, 2009,10
 Jacob Carter, WR, 2011
 Justin Coleman, DB, 2011,12,13,14
 Tommy Townsend, P, 2015
 Carlin Fils-aime, RB, 2016

28

Pryor Bacon, HB, 1937, 38, 39
 James 'Jim' Swartzinger, HB, 1940, B, 1941
 John Martin, C, 1944
 Jack Wade, B, 1945
 Joseph Regina, T, 1946
 Jack Stroud, T, 1947, RT, 1948, LT, 1949, 50
 Dan Sekanovich, LE, 1951, E, 1952, 53
 Ford Quillen, BB, 1958, 59
 Pat Downey, BB, 1961, 62, 63
 Gary Wright, KS, 1965, 66, 67
 Wayne Spain, DB, 1968, 69, 70
 Steve Swafford, DB, 1972
 Joe DeFillippo, RB, 1974, 75
 Steve A. Davis, DB, 1976, 77
 Anthony Hancock, WR, 1979, 80, 81
 Victor McDaniel, DB, 1983
 Keith Davis, RB, 1985, 86, 87, 88
 Tavio Henson, DB, 1989, 90, 91, 92
 Raymond Austin, DB, 1994,95,96
 Myles Atheron, RB, 1997
 Dominique Stevenson, LB, 1998,99
 Derek Williamson, PK, 2000

Dominique Stevenson, LB, 2000,01
 Keldrick Williams, RB, 2002
 David Yancey, RB, 2004
 Jared Hostetter, DL, 2004
 Chris Brown, TE, 2005,06,07
 Tauren Poole, RB, 2008,09,10,11
 Deion Bonner, DB, 2012
 Lemond Johnson, DB, 2013,14
 David Priddy, DB, 2015
 Will Martinez, WR, 2015,16
 Baylen Buchanan, DB, 2016

29

Alvin Rice, E, 1937
 William Foster, HB, 1939
 Maxwell Partin, B, 1941, 45, 46
 Gene Felty, T, 1947, C, 1948, 49, 50
 Wayne Watson, C, 1951, LB, 1952
 Rich Zimmer, DB, 1967
 Ed Lozzi, FB, 1968
 Bill McGlothlin, LB, 1970
 Steve Slack, LB, 1972
 Russ Rabenstein, DB, 1973, 74, 75
 Danny Martin, DB, 1977, 78, 79, 80
 Vince Clark, DB, 1982, 83, 84
 Vando Davis, DB, 1986, 87, 88, 89
 Kenneth Campbell, RB, 1990, 91, 92
 Brent Kilpatrick, WR, 1994
 Heath Smergiasso, DB, 1995,96
 Mikki Allen, DB, 1997,98,99
 O.J. Owens, DB, 2001,02,03
 Brad Blaylock, P, 2001
 Inquris 'Inky' Johnson, DB, 2005,06
 Stephen White, RB, 2009
 Stephau Raines, DB, 2009,10
 Tom Smith, RB, 2011,12,13
 Evan Berry, DB, 2014,15,16

30

Benn McFarlin, G, 1937
 Harry Ford, E, 1939, HB, 1940
 Casey Stephenson, B, 1944, 45
 Bob Stewart, B, 1946, 47
 Jimmy Cameron, TB, 1948
 Jody Ellis, TB, 1950
 Ollie Keller, TB, 1951
 Tommy Priest, FB, 1954, 55
 Neyle Sollee, FB, 1957, 58, 59
 Pat Canini, FB, 1960, 61, 62, 63
 Tim Grizzell, FB, 1965
 Jim Weatherford, WB, 1966, DB, 1967, 68
 Gordon Turnage, DB, 1970, 71, 72
 David Parsons, DB, 1974, 75, 76
 Mike Gaiter, RB, 1977, DE, 1978
 Junior Reid, DB, 1979, RB, 1980
 Kenneth 'B.B.' Cooper, RB, 1982,83,84
 Cedric Kline, LB, 1986, 87, 88, 89
 Marc Jones, RB, 1990
 Roc Powe, RB, 1991, 92
 Charlie Garner, RB, 1993
 Cory Gaines, DB, 1995,96,97
 Andre Lott, DB, 1998,99,00,01
 Philip Newman, PK, 2003
 Ryan Fusco, PK, 2004
 David Holbert, TE, 2005,06,07
 Shane Reveiz, LB, 2009,10,11
 Max Arnold, DB, 2011,12
 Alden Hill, TB, 2012,13
 Deanthonie Summerhill, RB, 2014
 Devin Williams, DB, 2014,15,16
 Holden Foster, K, 2015,16

31

Van Kelly, C, 1937
 James 'Jimmy' Coleman, E, 1938, 39, 40
 Charles Mitchell, B, 1941, QB, 1942, 46
 Kennie McRee, G, 1944, 45
 Tommy Slack, BB, 1948
 Fred Mason, RG, 1949
 Charley Stokes, LT, 1950, 51
 Bernard Ballick, C, 1952
 Pat Oleksiak, FB, 1954
 Tommy Bronson, FB, 1955, 56, 57
 Bill Encinosa, FB, 1958, 59
 Marty Baracca, FB, 1960, 61
 Stan Mitchell, FB, 1963, 64, 65
 Bob Mauriello, FB, 1966, 67
 David Beckler, OE, 1968
 Curt Watson, FB, 1969, 70, 71
 Terry Moore, RB, 1973, 74, 75
 Rand Willard, LB, 1976
 Jesse Briggs, RB, 1977, 78
 Doug Furnas, RB, 1981, 82
 Jim Dunkin, LB, 1983, 84
 Jim Aszman, P, 1986
 Tom Bronson, LB, 1987, 88
 Rick Brackney, DB, 1989
 Keith Jeter, RB, 1990, 91, 92
 Jim Bencik, WR, 1994
 James Smith, DB, 1995
 Robert Loudermilk, PK, 1996,97
 Jamal Lewis, RB, 1998,99
 Gerald Riggs, Jr., RB, 2003,04
 Marsalou Johnson, DB, 2006,07,08,09
 Tino Thomas, DB, 2012,13
 Justus Pickett, RB, 2013,14
 Nate Renfro, P, 2015
 Parker Henry, H, 2016
 Stedman Love, RB, 2016

32*

Joe Wallen, FB, 1937, 38, 39
William 'Bill' Nowling, B, 1941, FB, 1940, 42 (*Retired In Honor)
 Carl Smith, FB, 1956, 57, 58
 Bunny Orr, FB, 1959, 60, 61
 Jim Sullivan, FB, 1962, 63, 64
 Jimmy Glover, DB, 1965, MM, 1966, 67
 Steve Wold, FB, 1968, 69, 70
 Paul Careathers, RB, 1972, 73, 74
 Mike Huskisson, RB, 1975
 Junior Reid, DB, 1978
 Hubert Simpson, RB, 1979, 80
 Mike Moeller, MG, 1983
 Charles Wilson, RB, 1984, 85, 86, 87

33

James Cowan, T, 1937, 38
 Richard 'Dick' Mulloy, E, 1939, 40, 41
 William Hillman, HB, 1942
 Leonard Bellis, E, 1944, 45
 Bill Hillman, B, 1946
 Horace 'Bud' Sherrod, E, 1947, LE, 1948,49,50
 Ray Byrd, FB, 1951, B, 1952, RH, 1953
 Tom Tracy, FB, 1954
 Bob Glascott, FB, 1955, 57
 Jack Nichols, FB, 1960, 61
 Bruce Mulkey, FB, 1962
 John Pinkerton, FB, 1964
 Benny Dalton, DB, 1966, 67, 68, 69
 Lamar Caldwell, LB, 1970, 71, 72

Dan Fair, FB, 1974, 75, 76
 Gary Moore, RB, 1977, 78, 79
 John Brown, RB, 1980
 Johnnie Jones, RB, 1982, 83, 84
 Keith DeLong, LB, 1985, 86, 87, 88
 Dewayne Dotson, DE, 1990
 James Stewart, RB, 1992,93,94
 Derrick Edmonds, DB, 1997,98,99
 Jabari Greer, DB, 2001,02,03
 Jonathan Hefney, DB, 2005,06,07
 Ja'Kouri Williams, RB, 2008
 Toney Williams, RB, 2009,10
 Jaron Toney, TB, 2011
 LaDarrell McNeil, DB, 2012,13,14,15
 MaLeik Gatewood, DB, 2016

34

William McCarren, HB, 1937, 38
 Ike Peel, HB, 1939, 40, B, 1941
 Mark Major, B, 1944, 45, 46, 47
 Fred Fogarty, FB, 1949
 Gary Herrmann, LT, 1951, T, 1952
 Jack Willis, FB, 1955
 Sammy Burklow, FB, 1956, 57, 58
 J.W. Carter, FB, 1959, 60, 61
 Jerry McKelvy, FB, 1964
 Lee Mace, FB, 1965
 Richard Pickets, FB, 1966, 67, 68
 Anthony Edwards, LB, 1969, DE, 1970, 71
 Hank Walter, LB, 1972, 73, 74
 Rand Willard, RB, 1975
 Dennis Wolfe, DE, 1976, LB, 1977, 78
 James Berry, RB, 1979, 80, 81
 Tanner Holloman, RB, 1983
 Jessie Martin, RB, 1984
 Reggie Brown, RB, 1985
 Reggie Cobb, RB, 1988, 89
 Armondos Fisher, LB, 1991, 92,93
 Steven Johnson, DB, 1995,96,97,98
 Travis Stephens, RB, 1999,00,01
 Jabari Davis, RB, 2002,03,04
 Dorian Davis, LB, 2007
 Herman Lathers, LB, 2008,09,10,11,12
 Jalen Reeves-Maybin, LB, 2013,14
 Patrick Toole, PK, 2013
 Darrin Kirkland Jr., LB, 2015,16

35

Robert Sneed, QB, 1937, 38
 Robert Morris, FB, 1939
 Lawrence Zontini, B, 1941, HB, 1942
 John Manning, B, 1944, 45
 George Balitsaris, B, 1946, 47, FB, 1948
 John O'Grady, FB, 1949
 Basil Drake, WB, 1950
 Stan Lis, WB, 1951, B, 1952
 Edd Cantrell, E, 1953
 Jan Craig, FB, 1954, 55
 Hilrey Carr, FB, 1945, 58
 Frank Musgrave, FB, 1962
 Jack Patterson, TB, 1964, FB, 1963, 65
 Tom Callaway, FB, 1967, 68, MM, 1969
 Sid Witherington, RB, 1972, 73, 74
 Rick Berkhan, RB, 1975
 Nate Sumpter, TB/RB, 1976, 77, 78, 79
 Chuck Coleman, RB, 1981, 82, 83
 William Howard, RB, 1984, 85, 86, 87
 Clemmons McCroskey, RB, 1989, 90
 Cleon Mitchell, RB, 1992,93

Shawn Johnson, LB, 1996,97,98
 Justin Satterfield, RB, 1999
 Chip Waters, PK, 1999
 Steven Lee, PK, 2000
 Jason Mitchell, LB, 2002,03,04,05
 Ellix Wilson, LB, 2006,07,08
 Robert Nelson, LB, 2009,10,11
 David Page, TE, 2012
 Jaron Toney, DB, 2012,13
 Ryan Ault, P/PK, 2014
 Troy Waites, P, 2014
 MaLeik Gatewood, DB, 2015
 Daniel Bituli, LB, 2016
 Taeler Dowdy, RB, 2016

36

Ed Molinski, G, 1938, 39, 40
 John Francis, T, 1941,46,47
 Dick Jordan, E, 1942
 George Kelly, C, 1944
 Bob Lewis, B, 1945
 Clarence Hewgley, RT, 1948
 Gene Burgin, LG, 1949
 Vic Kolenik, E, 1952
 Lon Herzbrun, FB, 1955
 Bill Gent, FB, 1957
 Ray Dalton, FB, 1962
 Jerry Smith, FB, 1963
 Tim Fell, WB, 1964, MM, 1965
 Lee Mace, TB, 1966
 Don McLeary, FB, 1968, 69, TB, 1970
 Bill Rudder, FB, 1971, 72, 73
 Ricky Davis, DB, 1974, 75
 Kelsey Finch, TB/RB, 1976, 77, 78
 Roger Jordan, RB, 1980, 81
 Pete Panuska, WR, 1983, RB, 1984, 85, 86
 Mark Fletcher, DB, 1988, 89, 90, 91
 Steve Johnson, P, 1993
 Tory Edge, WR, 1994,95,96
 Michael Traa, DB, 1997
 Maurice 'Buck' Fitzgerald, DB, 1998,99,00,01
 Dusty Ishii, DB, 2003
 Roshawn Fellows, DB, 2004,05,06
 Chad Cunningham, P, 2007
 Anthony Anderson, DB, 2008,09,10,11
 Cody Blanc, WR, 2012
 Ryan Ault, P, 2013
 Gavin Bryant, LB, 2014,15,16
 Grayson Linde, P, 2016

37

Bowden Wyatt, E, 1936, 37, 38
 Willard Norton, T, 1939
 Clayton Stapleton, G, 1941,46,47
 Ben Huddleston, E, 1942
 Luther Kesterson, T, 1944, 45
 Bill Baker, C, 1948
 Don Bordinger, LG, 1949, RG, 1950, 51
 Ed Thomas, G, 1952
 Lee Mace, WB, 1964
 Ken Scott, WB, 1965
 Jimmy Thomas, DB, 1967, 68, 69
 Conrad Graham, DB, 1970, 71, 72
 Mike Poland, DB, 1973, 74
 Glen Powers, TB, 1976
 Pete Haley, LB, 1977
 Clark Duncan, DB, 1978, 79, 80
 John Brown, RB, 1981
 Bryan Coffey, LB, 1985, 86
 Adam Epstein, PK, 1987, 88
 Carey Baker, RB, 1990

Jesse Sanders, LB, 1992
 Neal Kerney, RB, 1993,94
 Bo Campbell, RB, 1995
 Peerless Price, WR, 1996,97,98
 Eddie Moore, LB, 2000,01,02
 Ryan Fusco, PK, 2005
 Antonio Gaines, DB, 2004,05,06,07,08
 Nigel Mitchell-Thornton, LB, 2009,10
 Brian Randolph, DB, 2011,12,13,14,15
 Jayson Sparks, RB, 2014,15,16
 Charles West, DB, 2016

38

Delbert Melton, T, 1937, 38
 Robert Broome, G, 1940
 Denny Ledford, T, 1941,45
 Alfred Russas, E, 1942
 Dick Reagen, T, 1944
 Jim Vugrin, G, 1946, 47, RG, 1948, LG, 1949
 John Michels, LG, 1950, 51, G, 1952
 Bobby Moore, FB, 1957
 Allen Tansil, DB, 1967
 Tim Townes, DB, 1970, 71, 72
 Al Szawara, FB, 1973, 74, 75, 76
 Donnie Oldham, LB, 1978
 Carlton Armstrong, RB, 1980, 81
 Gino Magdos, LB, 1983
 Eugene McIntyer, DB, 1984, 85
 Mike Via, LB, 1986
 Chris Treece, DB, 1987, 88
 Jeff Tullis, DT, 1990, 91, 92
 Greg Johnson, LB, 1994,95,96
 Bill Hurst, P, 1998
 Roger Alexander, DL, 1999
 Seth Reagan, H/P, 2000,01,02
 Brandon Johnson, DB, 2004
 Ben Greene, DB, 2005
 David Campbell, P, 2007
 Antonio Wardlow, DB, 2006,07
 Cory Eichholtz, WR, 2009
 C.J. Fleming, DB, 2008,09,10
 Scott Bubis, FB, 2011
 Justin King, FB/LB, 2012,13,14
 Nikolay Timoshchuk, LB, 2013
 Jay Rochell, WR, 2014,15,16
 D.J. Henderson, DB, 2016

39

George Hunter, E, 1936,37, E, 1938
 Ray Cannon, C, 1939
 Edward Osborne, C, 1940, E, 1941
 Jim Powell, E, 1942
 Carroll Wood, E, 1944, 45, 46
 Charles Flora, E, 1947, RE, 1948, 49, 50
 Paul Walker, T, 1952
 Bob Williams, T, 1953
 Jim McNamara, MM, 1965
 Ken Scott, MM, 1966
 Don Carpenter, TB, 1969, DB, 1970
 Pike Jones, FB, 1972
 Brian Arquitt, DB, 1973
 Kevin Davis, DE, 1975, 76
 Johnny Watts, SE, 1977
 Bobby Thompson, RB, 1978
 Vernon Phillips, RB, 1981
 Duan Henry, LB, 1983
 Tim Welch, DB, 1984, 85
 Kelly Days, DB, 1987, 88, 89,90
 Randy Banks, DB, 1991
 Jack Jakobik, DB, 1992
 Brad Symonds, DB, 1994
 Larry Binion, P, 1995,96
 Andre James, LB, 1998,99,00,01
 Robert Williams, FB, 2004,05
 Ryan Karl, LB, 2005,06,07
 Grant Jessen, LB, 2011
 Ben Bartholomew, FB, 2008,09,10,11,12
 Michael Cantwell, LB, 2012,13
 Kendal Vickers, DL, 2013,14,15,16
 Alex Jones, PK, 2015,16

40

Ralph Eldred, E, 1937, 38
 Webster Hubbell, T, 1939, 40, 41
 Don Shipley, C, 1945
 Dillard Whittier, B, 1946
 Bobby Brengle, B, 1952, TB, 1953, 54
 Al Carter, TB, 1955, 56, 57
 Bobby Finley, TB, 1958, 59
 Jackie Pope, TB, 1960
 Hal Wantland, QB, 1963
 Mike Mondelli, DB, 1965, 66, 67
 Mike Jones, TB, 1968, MM, 1969
 Kevin Milam, TB, 1971
 Ernie Ward, DB, 1973, 74, 75
 Bobby Emmons, FB, 1976, RB, 1977, 78
 Lyon Fleming, RB 1979
 Bill Bates, DB, 1980, 81, 82
 Lavoisier Fisher, LB, 1983, 84, 85
 Shazzon Bradley, DT, 1988,89, 90, 91
 Chris Harris, DB, 1993
 Billy Ratliff, DL, 1996,97,98,99
 Dustin Colquitt, P, 2001
 Marvin Mitchell, LB, 2003,04,05,06
 Nick Reveiz, LB, 2007
 Jake Storey, LB, 2009
 Chris Cates, WR, 2010,11
 Austin Johnson, FB/LB, 2008,09,10,11
 Raiques Crump, LB, 2012,13
 Alex Ellis, WR/TE, 2012,13
 Dimarya Mixon, DL, 2014,15,16

41

Marion Perkins, FB, 1937
 Jack Siphers, E, 1938, T, 1939
 Orvid Pauley, T, 1941
 Billy Brooks, B, 1944
 Henry Hampton, G, 1945
 Charles Cummins, E, 1946, 47, LE, 1948, 49
 Roger Vest, C, 1950, 51, 52
 T.L. Caver, TB, 1954, 55
 Paul Cloar, TB, 1957
 Babe Craig, TB, 1958
 David Shields, TB, 1959
 Jim Derwin, QB, 1963
 John Paty, WB, 1964
 Jim Mondelli, DB, 1965, MM, 1966, 67,68
 Roger McKinney, DB, 1969, TB, 1970
 Steve Chancey, FB, 1971, 72, 73
 Mark Dunbar, LB, 1974, 75
 Rick Powers, LB, 1976
 Chevette Suttle, DB, 1977, 78, 79, 80
 Tony Miller, DB, 1984
 Bob Garmon, P, 1985, 86, 87
 Reggie Ingram, LB, 1990, 91, 92,93
 Troy Pratt, DB, 1995,96
 Chris Ramseur, LB, 1998,99
 Robert Peace, LB, 2000,01,02,03
 Jared Hostetter, DL, 2005,06

GENERAL

STAFF

PLAYERS

REVIEW

HISTORY

HONORS

VOLMANAC

RECORDS



Dennis Rogan, DB, 2008,09
Sam Edgmon, FB, 2010
Dontavis Sapp, DB/LB, 2011,12,13
Elliott Berry, LB, 2014,15,16

42

Bob Suffridge, G, 1938, 39, 40
James 'Jim' Meyers, G, 1941, 42,46
John Chadnock, G, 1944, 45
Charles Meyer, BB, 1949, 50, 51
Ronald Gust, B, 1952, E, 1953
George Wright, TB, 1956, 57, 58
Jere Disney, TB, 1959
Bobby Morton, TB, 1961, 62, QB, 1963
Billy Tomlinson, TB, 1964, 65
Doug Hanlon, WB, 1967
Lanny Pearce, TB, 1968, 69
Robert Lassiter, OE, 1970, WR, 1971, 72, 73
Steve White, LB, 1974
Craig Colquitt, P, 1975
Thomas Jefferson, RB, 1975
Val Barksdale, DB, 1978, 79, 80
Joe Cofer, LB, 1983, DB, 1984
Wes Rakestraw, LB, 1985
Roland Poles, RB, 1987, 88, 89, 90
George Kidd, LB, 1992,93,94,95
Kevin Foley, RB, 1996
Eric Westmoreland, LB, 1997,98,99,00
Shannon Benton, DB, 2002
Brad Sharp, FB, 2002
Daniel Brooks, LB, 2004,05
LaMarcus Thompson, LB, 2007,08,09,10
Charles Karlosky, TE, 2009,10
Nigel Mitchell-Thornton, LB, 2011
Derrick Brodus, PK, 2012,13,14
Charles Folger, TE/DL, 2012,13
Chris Weatherd, LB, 2014,15
Chip Omer, RB, 2016

43

Charles Fields, G, 1937
Henry Noel, G, 1939, 40, 41
Claude McQuady, G, 1944, 45
Dick Fulton, G, 1946
John Gruble, E, 1947, LE, 1948, 49, 50
Bob Fisher, LT, 1951, T, 1952, 53
Gene Etter, TB, 1958, 59,60
Mallon Faircloth, TB, 1961, 62, QB, 1963
Harold Stancell, TB, 1964, DB, 1965, 66
George Silvey, DB, 1969, FB, 1970, TB, 1968, 71
Mike Gayles, FB, 1974, 75, 76
Terry Daniels, LB, 1978, RB, 1979, 80, DB, 1981
Sam Henderson, RB, 1983, 84, 85
Jeff Gibson, LB, 1987
Scot Sparks, DB, 1988
Keith Steed, RB, 1989, 90
Tom Hutton, P, 1992,93,94
David Leaverton, P/PK, 1997,98,99,00
Chris Heath, DB, 2002,03,04
David Yancey, TE, 2005,06
Roy Olasimbo, RB, 2007
Ryan Hill, FB, 2008
Savion Frazier, LB, 2008,09,10
Martaze Jackson, DL, 2011
Dakota Summers, TE, 2011,12,13
Matt Darr, P, 2012,13,14

Laszlo Toser, PK, 2015,16
Ben Bates, LB, 2015
Matt Ballard, LB, 2016

44

John 'Skeeter' Bailey, HB, 1937, 38
Kenneth Bales, QB, 1939
William 'Bill' Meek, HB, 1940, B, 1941, QB, 1942
T.J. Hill, E, 1944
Ray Stanzak, B, 1945
Clarence Hewgley, T, 1946
Bill Ford, C, 1950
Andy Romeo, TB, 1951
Jimmy Wade, TB, 1954
Danny Webb, TB, 1955, 57
Bobby Majors, TB, 1958, 59, 60
David Shields, TB, 1961
Wayne Bush, TB, 1962, QB, 1963
Jerry Smith, TB, 1964, DB, 1965, 66
Don McLeary, TB, 1967
Nick Showalter, MM, 1968
Bobby Majors, TB, 1969, DB, 1970, 71
Neil Clabo, P, 1972, 73, 74
Greg Graves, RB, 1975
Craig Puki, LB, 1976, 77, 78, 79
Alvin Toles, RB, 1982, LB, 1983, 84
Mike Kelley, LB, 1986, 87
Chuck Webb, RB, 1989, 90
Mario Brunson, RB, 1991, 92,93
Craig King, LB, 1995,96
Austin Kemp, LB, 1998,99
Michael Brewster, RB, 2001
Omar Gaither, LB, 2003,04,05
Josh Hawkins, LB, 2008,09
Sam Thomas, P, 2009, 10
Maurice Couch, DL, 2011,12,13
Jakob Johnson, LB, 2014, TE, 2015,16

45*

Jack Whitehead, T, 1939
Joe Newman, G, 1941
Arthur Brandau, C, 1942
Russ Dobelstein, T, 1944, 45
Ronald Schuler, G, 1946
Ray Elkas, LG, 1948, 49
Edwin Morgan, WB, 1950, 51, B, 1952
Roger Urbano, E, 1953
Johnny Majors, TB, 1954, 55, 56
**(Retired In Honor)*
George Canale, TB, 1960, 61, 62
Jackie Cotton, QB, 1963
Ron Jarvis, TB, 1964, 65, FB, 1966, 67
Marty Shuford, LB, 1969
Steve Poole, LB, 1973, 74, 75
Carlton Gunn, LB, 1979
Carl Zander, LB, 1982, 83, 84
Darrin Miller, LB, 1986, 87
Shon Walker, LB, 1988, 89, 90, 91
Nick Jester, LB, 1993,94,95,96
Jonathan Sweet, LB, 1998
Will Bartholomew, FB, 1998,99,00,01
William Revill, FB, 2002,03
Cory Anderson, FB, 2005,06
Kevin Cooper, FB, 2008,09,10
A.J. Johnson, LB, 2011,12,13,14
Austin Bolen, FB, 2011,12,13
Jace Stubbs, FB, 2014

46

Douglas Hereford, C, 1937
Clay Whitehead, E, 1938
Elwood Powers, E, 1939, 40

Denver Crawford, T, 1942
Warren Dickson, B, 1944
Denver Crawford, T, 1946, 47
Dave Markloff, WB, 1949, 50
John 'Tex' Davis, LE, 1951, E, 1952
Tommy Hall, WB, 1964
Manley Mixon, LB, 1968, 69, DE, 1970
David Poley, DE, 1972, 73, 74
Lyonel Stewart, LB, 1975
Robert Malone, WB, 1976
Johnny Chavis, MG, 1977, 78
Johnny Williams, DT, 1982 MG, 1981, 83
Jesse Messimer, LB, 1985, 86
Stanley Jones, DB, 1987
Eric Riffer, LB, 1988, 89, 90, 91
John Emery, DE, 1993,94,95
Jeremy Fitzgerald, RB, 1996
Raynoch Thompson, LB, 1997,98,99
Andrew Crossley, FB, 2003
Karlton Neal, DL, 2001,02,03,04
Andre Mathis, DL, 2006,07,08,09
Channing Fugate, FB, 2010,11,12
Max Arnold, DB, 2013,14,15
Logan Cavendar, LB, 2013
Riley Lovingood, LS, 2015,16
DaJour Maddox, LB, 2016

47

Edward Cifers, E, 1937, 38, 39, 40
Patrick 'Pat' Lenahan, E, 1941, 42
Don Webber, T, 1945
Claude Hill, B, 1946, 47, FB, 1948
Richard 'Dick' Ernsberger, FB, 1949, 50, 51
Ted Schwanger, FB, 1953
Bobby Gordon, TB, 1955, 56, 57
Ronnie Mangle, DB, 1966
Bobby Patterson, TB, 1967, 68, 69
Dave Somerville, WR, 1972, 73
Jim Markert, TE, 1974
David French, LB, 1974
Russ Williams, DB, 1975, 76, 77
Lemont Holt Jeffers, LB, 1979, 80, DE, 1981
Bob Moorhead, LB, 1982, DB, 1983
Greg Amsler, RB, 1987, 88, 89, 90
Bill Dilemme, RB, 1991
Tim Frost, DB, 1992
Tyrone Hines, LB, 1993,94,95,96
Matt Blankenship, LB, 1998,99
Kurstion Biggers, LB, 1998,99,00
Steve Mugleston, LB, 2003
Dustin Colquitt, P, 2002,03,04
Britton Colquitt, P, 2005,06,07,08
Jerod Askew, LB, 2009,10
Gregory Grieco, LB, 2011
Chip Rhome, PK/P, 2010,11
John Propst, LB, 2011,12,13
Joe Stocstill, TE, 2014,15
Landon Knoll, LB, 2015,16

48

Melvin Lampley, T, 1937, G, 1938
Ralph Johnson, G, 1939
James 'Jim' Chadwell, T, 1941, 42
Bo Stewart, T, 1944
Billy King, B, 1945
Paul Gearing, T, 1946, 47, LT, 1948, 49
Carl Eschenbach, RE, 1950
Dan Butler, LT, 1951, T, 1952, 53
Bill Baker, TB, 1966, DB, 1967
Ronnie Weir, DB, 1969

Danny Jeffries, DB, 1970, 71, 72
 Rocky Goode, TB, 1973
 Jim Embry, LB, 1974
 Carl Velander, LB, 1975, 76
 Mark Burns, LB, 1980, 81, 82
 David Walker, LB, 1986, 87, 88
 J.J. Surlas, DT, 1989, 90, 91, 92
 Gray Barker, RB, 1995
 Jeremy Fitzgerald, RB, 1997
 Jerrod Hayden, LB, 1998
 Sammy Frogg, P, 1999,00
 Thomas Stallworth, LB, 2001
 Sudan Ellington, FB, 2003
 Cory Anderson, FB, 2004
 Ellix Wilson, LB, 2005
 Todd Vinson, RB/P, 2006
 Adam Myers-White, LB, 2007,08
 Greg King, LB, 2009,10,11,12,13
 Ryeon Wedley, FB, 2012
 Alex Ellis, TE, 2014,15
 Dajour Maddox, LB, 2015
 Ja'Quain Blakely, LB, 2016

49*

Rudy Klarer, G, 1941, 42
*(*Retired In Honor)*

Gene Huff, G, 1944
 Carroll Young, TB, 1956
 Jim Lowe, TB, 1958
 Glenn Glass, TB, 1959, 60, 61
 Larry Watson, TB, 1962
 Art Galiffa, QB, 1963
 Bob Mauriello, TB, 1968
 Johnny Thompson, LB, 1970, 72
 John Sharpe, LB, 1973, 74
 Danny Emery, LB, 1975
 Rick Berkhan, FB, 1876, RB, 1977
 Steve Castleman, LB, 1978
 Dale Schneitman, P, 1979
 Dale Tillman, LB, 1981
 Kelly Ziegler, LB, 1984, 85, 86, 87

50

Edwin Sellers, C, 1938
 Don 'Speedy' Edmiston, T, 1939, 40, 41
 Paul Lipscomb, T, 1942
 Robert Folger, B, 1944
 Ray Ashley, G, 1945
 Bob Hicks, C, 1946, 47
 J.W. Sherrill, WB, 1948, 49, 50
 Bill Addonizio, RG, 1951
 Greg Maushart, B, 1952
 Bubba Howe, C, 1954, 55, 56
 Bill Gudalis, C, 1958, 59
 L.T. Helton, C, 1960, 61, 62
 Frank Emanuel, C, 1963, 64 LB, 1965
 Paul Naumoff, LB, 1966
 Steve Wold, DE, 1967
 Chip Kell, C, 1968, OG, 1969, 70
 Steve Urubek, C, 1971, 72, 73
 Andy Spiva, LB, 1974, 75, 76
 Jeff Polofsky, OG, 1977
 Danny Spradlin, LB, 1978, 79, 80
 Jeff McMichael, LB, 1981, 82
 Johnny Hibbett, OG, 1984, 85, 86
 Tom Myslinski, OG, 1988, 89, 90, 91
 Bill Duff, DL, 1994,95,96,97
 Keyon Whiteside, LB, 1999,00,01,02
 Nick Wilson, LB, 2004
 Bill Martin, DS, 2005
 Josh McNeil, OL, 2006,07,08,09
 Raiques Crump, LB, 2011
 Omari Phillips, DL, 2012

Cory Vereen, DL, 2013,14,15,16
 Venzell Boulware, OL, 2015,16

51

Max Steiner, G, 1937, 38, 39, 40
 Patrick 'Pat' Connelly, G, 1941, 42
 E.J. Asbury, G, 1944, 45
 Andrew Settles, E, 1946
 Bob Patterson, RG, 1951
 Jerry Moore, C, 1954
 David Conway, C, 1959
 Jerry Milchin, C, 1960, 61, 62, 63
 Steve Ellspermann, C, 1964
 Charles Iorio, C, 1965
 Dick Ellis, LB, 1966
 Mike Bevans, C, 1969, 70
 Bobby Thomas, C, 1971
 Mike Demastus, C, 1972, 73, 74, 75
 Steve Porter, C, 1976, 77, 78
 Mike Jarrard, C, 1980
 Reggie McKenzie, LB, 1982, 83, 84
 T.J. Miles, C, 1986
 Todd Crutchfield, LB, 1987
 John Fisher, C, 1988, 89, 90, 91
 Brent Gibson, OL, 1994,95,96
 Kevin Gregory, DS, 1998,99
 Andre Taylor, DI, 2001,02
 Robert Ayers, DL, 2005
 Brett Barnes, LB, 2008
 Vladimir Richard, OL, 2007,08,09
 John Propst, LB, 2010
 Kenny Bynum, LB, 2012,13,14,15,16
 Drew Richmond, OL, 2016

52

William Leffler, G, 1937
 Hodges 'Burr' West, T, 1938, 39, 40
 Eugene Field, G, 1941
 Joe Steffy, G, 1944
 Howard O'Neal, C, 1946
 Dennis Babb, LE, 1949
 Lawrence Crowson, TB, 1951,52
 Ray Brann, C, 1956, 57, 58
 Warren Blankenship, C, 1959, 60, 61
 Joe DeMelfi, C, 1962
 Rod Harkleroad, C, 1964, 65, 66
 Todd Denny, C, 1967
 Larry Johnston, LB, 1968
 Jackie Walker, LB, 1969, 70, 71
 Paul Johnson, C, 1973, 74, 75
 Lyonel Stewart, LB, 1976, 77, 78
 Jack Jolley, C, 1979, 80
 Raleigh McKenzie, C, 1982, 83, 84
 Milton Gordon, LB, 1986
 Tony Clemmons, C, 1988, 89
 Craig Martin, C, 1990, 91
 Mark Holland, C, 1993,94
 Mark Ingram, OL, 1995,96
 Kevin Gregory, DS, 1997
 Cosy Coleman, OL, 1998,99
 Brian Word, LB, 2002
 Rob Smith, OL, 2003,04,05
 Victor Thomas, DT, 2007,08,09,10
 Christian Harris, LB, 2011,12,13
 Joe Henderson, DL, 2014
 Andrew Butcher, LB, 2015,16
 Elijah Medford, LS, 2015,16

53

Boyd Clay, T, 1937, 38, 39
 Leonard Simonetti, T, 1940, 41, 42
 Mike Paidousis, T, 1944, 45, 46
 Gene Burgin, G, 1947

George Carlovich, RT, 1951, B, 1952
 Tom Priest, FB, 1953
 Charles Scholes, C, 1954
 Dave Stottlemeyer, C, 1955, 56, 57
 J.W. Ditmore, C, 1958, 59
 Norbert 'Bert' Ackermann, C, 1962, 63, 64

Alex Melas, MG, 1965
 Mitch Mutter, OT, 1966, C, 1967
 Bruce Jackson, C, 1968
 Ben Bass, C, 1969
 Tom Johnson, C, 1970, 71, 72
 Andy Troxler, LB, 1973
 Joe Mills, OG, 1974
 Greg Jones, LB, 1975, 76, 77
 Mark Rosenbaum, OG, 1978, DE, 1979
 Glenn Streno, C, 1981, 82, 83
 Otis Coffey, DT, 1985
 Mark Jenkins, LB, 1986
 Carey Bailey, DT, 1988, 89, 90, 91
 Mark Graves, C, 1993,94
 Geric Smith, LB, 1995
 Toby Champion, OL, 1997,98,99,00
 Cory Anderson, LB, 2003
 Jerod Mayo, LB, 2005
 Adam Myers-White, LB, 2006
 Morgan Cox, DS, 2007,08,09
 Jake Storey, LB, 2010,11
 J.R. Carr, LS, 2012,13
 Justin Thomas, LB, 2013
 Colton Jumper, LB, 2014,15,16
 Will Bradshaw, LS, 2015

54

Bob Fulton, T, 1937
 Marshall 'Abe' Shires, T, 1938, 39, 40
 James O'Brien, T, 1941
 Harry Coleman, E, 1942
 Raymond Schlieden, E, 1944
 Bill Grissom, C, 1945
 Joe Sabol, T, 1946
 Russ Dobelstein, LT, 1948, LE, 1949
 Francis Holohan, LT, 1950, RT, 1951, G, 1952
 Frank Menendez, C, 1963
 Chuck Iorio, LG, 1964
 Bob Johnson, DT, 1965, C, 1966, 67
 David Browne, C, 1968, 69, 70
 Eddie Wilson, LB, 1971, 72, 73
 Robert Morton, DE, 1974, 75
 Rick Powers, LB, 1977, 78
 Rob Thompson, OT, 1980, C, 1979, 81
 Dale Jones, LB, 1982, 83, 84, 85, 86
 Houston Thomas, LB, 1988, 89, 90
 Rodney Riddick, OT, 1991, 92,93
 Diron Robinson, OL, 1995,96,97,98
 Wesley Holmes, DL, 2002
 Eric Young, OL, 2004,05,06,07
 William Brimfield, OL, 2008,09
 Isaac Mobley, OL, 2011
 Jordan Williams, DL, 2011,12,13,14
 Danny Finch, LS, 2014

55

William Sanders, T, 1937
 Samuel Ray Graves, G, 1939, C, 1940, 41
 Mason Propps, E, 1942
 David Bailey, T, 1944
 Earle Brown, G, 1945
 George Kelly, C, 1946
 Frank Trubits, RE, 1950, 51
 John Miltenis, E, 1952

GENERAL

STAFF

PLAYERS

REVIEW

HISTORY

HONORS

VOLMANAC

RECORDS



Ronald Meeks, QB, 1953
 Lamar Leachman, C, 1955
 Ray Moss, C, 1956, 57, 58, 59
 Mike Lucci, C, 1960, 61
 Tom Fisher, C, 1963, LG, 1964, LB, 1965
 Doug Archibald, LB, 1966
 Clifton Stewart, OG, 1967
 Dave Filson, LB, 1968, 69
 John Nix, LB, 1970
 Art Reynolds, LB, 1971, 72, 73
 Mike Overton, C, 1974, 75, 76
 Craig Cantrell, MG, 1979, LB, 1980, 81
 Dale Sanderson, C, 1982, 83
 Bryan Kimbro, LB, 1985, 86, 87, 88
 Ryan Peterson, DT, 1990, 91, 92, 93
 Ron Green, DT, 1995, 96, 97, 98
 Clay Bostic, OL, 1999
 Terriea Smalls, DL, 2000, 01, 02, 03
 Jessie Mahelona, DI, 2004, 05
 Dan Williams, DL, 2006, 07, 08, 09
 Jacques Smith, DL, 2010, 11, 12, 13
 Coleman Thomas, OL, 2014, 15, 16
 Cody Underwood, LB, 2014
 Quay Picou, DL, 2015, 16

56

George 'Bob' Woodruff, T, 1937, 38
 Earl Brown, G, 1939, 40
 Charles Wildman, E, 1944, 45, T, 1946, 47
 Jim Haslam, RT, 1949, LT, 1950, 51, T, 1952
 Bill Lanter, C, 1954, 55, 56, 57
 Buddy King, C, 1958
 Duke Volmer, C, 1961
 Taft Hefner, C, 1962
 Reggie Jellicorse, C, 1964, 65
 Wayne Smith, C, 1967, 68, LB, 1969
 Greg Pennekamp, LB, 1970
 Brian Woods, OT, 1972, 73
 Mike Rotella, DT, 1974
 Robert Shaw, C, 1975, 76, 77, 78
 Tim Rumsey, C, 1980, 81, 82
 Duan Henry, LB, 1984
 David Dodd, OG, 1985, 86, 87
 Chad Goodin, C, 1988, 89
 Chuck Smith, DE, 1990, 91
 Chester Ford, DT, 1993
 Ayan Martin, LB, 1996, 97
 Thomas Stallworth, LB, 1998
 Bernard Jackson, DL, 1999, 00, 01
 Jon Poe, LB, 2003, 04, 05
 J.R. Carr, LS, 2009
 Nick Reveiz, LB, 2008, 09, 10
 Curt Maggitt, LB/DL, 2011, 12, 13, 14, 15

57

Alfred Thomas, G, 1937, 38, 39
 H.R. Proffitt, G, 1945
 James Martin, RT, 1948
 Andy Myers, RT, 1949, 50, 51, G, 1952
 Dick Disbrow, E, 1953
 Steve Ellspermann, C, 1965, 66
 Steve Kiner, LB, 1967, 68, 69
 Jamie Rotella, LB, 1970, 71, 72
 Ron McCartney, DE, 1973, 74, 75
 Terry Anderson, LB, 1977, 78
 Steve Davis, DE, 1979
 Curt Singer, OT, 1981, 82, 83
 Daryle Smith, OT, 1984, 85, 86
 Brian Spivey, C, 1989, 90, 91, 92
 Leland Taylor, DT, 1994

Chris West, DL, 1996, 97
 Travis Colston, LB, 1999, 00
 Ovince Saint Preux, LB, 2002, 03, 04
 Nick Guess, DS, 2007
 Gerald Williams, DL, 2008, 09, 10
 Mack Crowder, OL, 2011, 12, 13, 14, 15
 Andrew Henry, LS, 2012, 13, 14
 Nathan Niehaus, OL, 2016

58

Bill Luttrell, T, 1938, 39, 40
 Robert Corry, E, 1941
 Patrick 'Buddy' Pike, E, 1944, 45, 46
 Roy 'Looney' Smith, G, 1947, LG, 1948, RG, 1949, LT, 1950
 Chuck Bender, WB, 1951
 John McWilliams, G, 1952, T, 1953
 Joe Roe, C, 1955, 56, 57
 Tom Husband, C, 1959, 60
 Jess O'Neal, C, 1962, 63
 Vin Mayes, LG, 1964
 Jimmy Hahn, MG, 1965, 66, 67, 68
 Ray Nettles, LB, 1969, 70, 71
 Mike Rotella, DT, 1972
 Bobby Kilzer, C, 1973, 74
 Charlton Webb, C, 1975
 Donnie Stowers, OT, 1976
 Dee Reviere, LB, 1977, 78
 Steve Knight, OT, 1981 OG, 1982, 83
 Bob Jenkins, OG, 1984, 85, 86
 Tim Stafford, C, 1987
 Todd Kelly, DE, 1989, 90, 91, 92
 Brandon Ashley, DE, 1994
 Andrew Large, OL, 1996
 Darwin Walker, DL, 1997, 98, 99
 Rashad Moore, DL, 2000, 01, 02
 James Turner, LB, 2005, 06
 Donald Langley, DL, 2007, 08
 Marlon Walls, DL, 2009, 10, 11, 12, 13
 Owen Williams, DL, 2014, 15
 Aaron Adams, OL, 2014, 15

59

Allen Ramsey, C, 1937
 Calvin Sexton, G, 1938
 Eugene Young, G, 1940
 Andy McCutcheon, T, 1944
 Chan Caldwell, E, 1945, 46, 47
 Hazen Kreis, RE, 1949
 Bob Ball, C, 1951, 52
 Jack Reynolds, C, 1957
 Mike Costello, C, 1959
 Jim Bates, LB, 1965, 66, 67
 James Woody, MG, 1968
 Carl Johnson, C, 1969, DT, 1970, DE, 1971, 72
 Dave Brady, OT, 1974, 75, 76
 Joe Gibson, C, 1977
 Alan Lynn, C, 1978, 79
 David Scandrett, DT, 1981, 82, OLB, 1983
 Mark Hovanic, DT, 1984, 85, 86, 87
 Mike Stowell, OG, 1989, 90, 91
 Sam Pinner, OL, 1994, 95, 96, 97
 Judd Granzow, LB, 1999
 Victor McClure, OL, 2001, 02
 Adam Miles, DS, 2003, 04, 05
 Nick Guess, DS, 2008, 09, 10, 11
 Matt Giampapa, LS, 2012, 13, 14, 15
 Gregory Greico, LB, 2012, 13, 14
 Jake Yelich, LS, 2016

60

Melvin Herring, HB, 1937
 Wallace Cantrell, E, 1939
 Erma Howard, G, 1941
 Charles Snowden, T, 1942
 Albert Boehmer, T, 1944
 Tom Blake, T, 1945
 Harry Johnson, T, 1946
 Bill Pearman, T, 1947, RT, 1949, 50, LT, 51
 Darris McCord, T, 1952, 53
 Charles Coffey, G, 1954, 55
 Jack Edgmon, G, 1956
 Wade Cormany, G, 1957
 Bob Brown, LG, 1958, 59
 Larry Richards, RG, 1960, 61, 62
 Ed Phillips, LG, 1963
 Robbie Franklin, MG, 1964, 65, OG, 1966
 Stan Himelsbaugh, OG, 1967
 John Keller, OT, 1969, OG, 1968, 70
 John Killian, OG, 1971, OT, 1972, 73
 Ed Sears, OG, 1974
 Leo Milewicz, OG, 1974
 Rhea Laws, OT, 1974
 Steve White, LB, 1975, 76
 Jim Noonan, MG, 1977, 78, 79, 80
 Alexander Mills, OG, 1982
 Tony Williams, DT, 1983, OT, 1984, 85
 Dwayne Williamson, DT, 1986
 Robbin Perry, OT, 1987, 88
 Jim Fenwick, OG, 1990, 91
 Ralph Nelson, OG, 1993, 94, 95
 Matt Goodin, DL, 1997, 98
 Robert Stolarick, DS, 2000
 Chavis Smith, OL, 2001, 02, 03
 Kirk Swearingin, OL, 2006
 Carson Anderson, OL, 2008, 09, 10, 11, 12
 Austin Sanders, OL, 2013, 14, 15, 16

61*

Willis Tucker, C, 1939, 40
*(*Retired In Honor)*

Horace Moore, C, 1944
 Hal Bridges, G, 1955, 56
 Wayne Grubb, G, 1957, RG, 1958, 59, 60
 Steve Coleman, RG, 1961
 Carl Ellis, LG, 1962, RG, 1963
 Bobby Morel, RG, 1964, MG, 1965, 66
 Kelley LaCoste, DT, 1967
 Clifton Stewart, C, 1968
 Claud Simonton, OG, 1969, DE, 1970
 Steve Mitchell, OG, 1971, DE, 1972, 73
 Chris Webster, OT, 1974
 Scot Farrar, OG, 1974
 Ralph Bullard, DT, 1975
 Brent Akin, OG, 1977
 Chris Bolton, LB, 1979, 80
 Gordon Roberts, DT, 1985

62*

Mike Balitsaris, E, 1939, 40, 41
Clyde Fuson, FB, 1942
*(*Retired In Honor)*
 Bill Kincaid, G, 1954, 55, 56
 Don Schultz, G, 1957, LG, 1958
 Jack Kile, LG, 1959, 60
 John Pierson, LG, 1961, 62
 Robbie Franklin, RG, 1963
 Bobby Gratz, OG, 1965
 Alex Melas, MG, 1966



Joe Graham OG, 1967
 Gary Wemlinger, DT, 1968, 69
 Claud Simonton, DE, 1971, 72
 Bill Bandemier, LB, 1973, 74
 Brent Watson, OT, 1975, 76, 77
 David James, OG, 1980, 81, 82
 Johnny McAdams, OG, 1983, DT, 1984
 Nick Zecchino, C, 1987, 88

63

Norbert Ackermann, C, 1937, 38, 39, 40
 E.W. Bundy, B, 1941
 Bob Dobelstein, G, 1942, 44, 45
 Tom Brixey, T, 1946, RT, 1948, LT, 1949
 Bobby Neyland, WB, 1950, 51, B, 1952, RH, 1953
 Bruce Burnham, G, 1954, 55, 56
 Coy Franklin, G, 1957, RG, 1958
 Joe Foxall, LG, 1959, 60, 61, 62
 Clay Harkleroad, RG, 1963
 Mack Gentry, LT, 1964, DT, 1965, 66
 Ray Eilers, OG, 1967
 Don Denbo, OG, 1968, 69, 70
 David Campbell, LB, 1971, DE, 1972, 73
 Roger Higginbotham, DT, 1974, 75
 Bill Weems, OG, 1976, DT, 1977
 Jani Trupovnieks, OT, 1978, 79, 80, 81
 Mike Furnas, OG, 1983
 Randy Atchley, OG, 1984
 Phil Stuart, OT, 1985, 86, 87, 88
 Rodney Gordon, OT, 1990, 91, 92
 Jeremy Shadrick, OL, 1996
 Josh Campbell, DS, 1997
 Jason Respert, OL, 2001,02,03,04
 Ell Ash, OL, 2005
 Adam Gillem, DL, 2007
 Kevin Revis, OL, 2009,10
 Evan Volner, OL, 2011
 J.R. Carr, LS, 2011
 Adam Eichelberger, OL, 2012
 Brett Kendrick, OL, 2013,14,15,16

64

Jim Rike, C, 1937, 38, 39
 Byron Hutchinson, T, 1940, 41, C, 1942
 Richard Mullins, G, 1944
 Jack Carey, E, 1945
 Phillip Webb, B, 1946
 Jimmy Hill, BB, 1948, 49, 50
 Tom Joseph, RE, 1951, E, 1952
 Jim Ritchey, LG, 1954
 Lon Herzbrun, G, 1956, 57
 Don Patterson, RG, 1958, 59, 60
 Billy Smith, RG, 1961
 Arnold Pedersen, RG, 1962, LG, 1963
 Mike Reynolds, LG, 1964
 Terry Bird, OG, 1965, OT, 1966
 Jack Reynolds, LB, 1967, 68, 69
 Bill Emendorfer, DT, 1970, OG, 1971, 72
 Mike Rotella, OG, 1973
 Keith Autry, OG, 1974, 75
 Brad Watts, OT, 1976
 Charlton Webb, OG, 1977, 78
 Rory Cunningham, OG, 1979, 80, 81
 Steve Douglas, DT, 1983, 84, 85
 Chip Strickland, OG, 1986
 Kenny Morgan, DT, 1988, 89
 Mark Needham, DT, 1990
 Steve White, DE, 1992,93,94,95
 Scott Wells, OL, 2000,01,02,03
 Cameron Mayo, OL, 2005

Malcom Rawls, OL, 2006
 James Stone, OL, 2010,11,12,13
 Ray Raulerson, OL, 2014,15
 Logan Punch, LS, 2016
 Tommy Spague, OL, 2016

65

Bonnie Hodge, HB, 1937
 Paul Clark, G, 1939
 Albert 'Al' Rotella, T, 1941, 42, 46, 47
 Bill Padgett, T, 1945
 John Elkins, LT, 1948
 Frank 'Boomer' Boring, RT, 1949, 50, 51
 Tom Hensley, T, 1952, 53
 Dick Hubbard, LG, 1954
 Bill Piontkowski, G, 1955
 Bobby Urbano, G, 1956, 57, RG, 1958
 Paul Inglett, RG, 1959, LG, 1960, 61
 Steve DeLong, RG, 1962, 63, 64
 Ron Molaskey, OG, 1965
 Charles Rosenfelder, OG, 1966, 67, 68
 Phillip Fulmer, OG, 1969, 70, 71
 Larry Satterfield, OT, 1972, 73, 74
 Glenn Tucker, DT, 1975, 76, 77, 78
 John Gorence, OT, 1979
 Mike Furnas, OG, 1981, 82
 Robby Scott, MG, 1983, 84, 85, 86
 Patrick Lenoir, OT, 1988, 89, 90, 91
 Robert Poole, OL, 1994,95,96,97
 Dan Stacey, DS, 2000,01
 Brandon Jefferies, OL, 2003
 Jacques McClendon, OL, 2006,07,08,09
 Joseph Ayres, DL, 2010,11
 Jacob Gilliam, OL, 2012,13,14
 Clay Keaton, OL, 2015

66

Emil Hult, E, 1939, 40, 41
 Royal Price, G, 1942,46, 47
 Robert 'Bob' Olafson, E, 1944, 45
 Harold Johnson, LG, 1948, BB, 1950
 Bill Dukes, LG, 1951
 Jim Demo, G, 1953
 Bill Johnson, G, 1955, 56, 57
 Ken Sadler, RG, 1959
 Bob Dalton, RG, 1960, 61, 62, 63
 Sam Robertson, LG, 1964, LB, 1965
 Rick Marino, MG, 1967, LB, 1966, 68
 Richard Earl, OT, 1970, 71
 Lee Hidingler, LB, 1973, 74, 75
 Brent Akin, OG, 1976
 Alan Lynn, C, 1977
 Bill Christian, DT, 1978, 79
 Severin Anderson, MG, 1980, OG, 1981
 Ronnie Booker, MG, 1982
 Todd Kirk, C, 1984, 85, 86, 87
 Martin Williams, DT, 1989
 James Warren, OT, 1990
 Jason Layman, OT, 1992,93,94,95
 Thomas Stallworth, LB, 1999
 Sean Young, OL, 2001,02,03
 David Ligon, OL, 2004,05,06
 Cody Sullins, OL, 2007,08,09
 Marques Pair, OL, 2011,12,13,14
 Jack Jones, OL, 2015,16

67

Clyde Graven, G, 1941
 Ozzie Meneses, B, 1944
 Ermal Howard, G, 1945, 46, 47, RG,

1948

Ted Daffer, RG, 1949, 50, 51
 Bob Scott, G, 1953, 54, 55
 Duane Severs, G, 1956
 Joe Lukowski, G, 1957, LG, 1958, 59
 Bill Hillis, LG, 1960
 Ned Sullivan, LG, 1961, 62, 63
 Clay Harkleroad, RG, 1964
 Vin Mayes, OG, 1965, 66
 Tommy Baucom, OT, 1967, OG, 1968, DT, 1969
 John Wagster, DT, 1970, 71, 72
 Alan Lee, DT, 1973
 Mickey Marvin, OG, 1974, 75, 76
 Phil Sutton, OG, 1977, OT, 1978, 79
 Chris Wampler, DT, 1980
 Bill Mayo, OG, 1982, 83, 84
 Bill Bower, LB, 1985
 Kevin Simons, OT, 1986, 87, 88
 Greg Gerardi, OT, 1989
 Brad Seiber, OG, 1990
 David Bell, DT, 1991, 92
 Kevin Mays, OG, 1993, 94
 Chad Clifton, OL, 1996,97,98,99
 Chuck Prugh, OL, 2001,02,03,04
 Cameron Mayo, OL, 2006
 Minor Bowens, OL, 2009
 Caleb Leonard, OL, 2010
 Alan Posey, OL, 2011,12,13
 Joe Keeler, OL, 2015,16

68

Carl Hubback, G, 1937, 38, T, 1939
 Owen Lloyd, E, 1940,41, 42
 Hugh Blessing, E, 1944
 Hal Cameron, C, 1945
 Ben Huddleston, C, 1946, E, 1947
 James Seiber, RE, 1948
 James Markelonis, RG, 1950
 Bill Baxter, RG, 1954
 Andrew 'Bud' McFadden, G, 1955
 Gale Helton, G, 1957
 Rick Carver, RG, 1958
 Ralph Baldini, LG, 1959
 Bruce Mattox, LG, 1960, 61, 62
 Bill Cameron, LG, 1963, RT, 1964, DT, 1965
 Jim McNamara, OG, 1966
 Dave Ilson, OG, 1967
 Ron Frere, DT, 1969, OT, 1970
 Steve Cone, OG, 1972, 73, 74
 Danny Jenkins, DT, 1975, 76, 77
 Marshal Revis, OG, 1978
 Mike Jester, OG, 1979
 Leonard Jackson, MG, 1981
 Bruce Wilkerson, OT, 1983, 84, 85, 86
 Larry Smith, OG, 1989, 90
 Patrick Rhodes, OG, 1993
 Spencer Riley, OL, 1996,97,98,99
 Scott Newsome, DS, 2002,03,04
 Matt McGlothlin, DL, 2006
 Stephen Darville, 2008
 Marcus Jackson, OL, 2011,12
 Benson Napier, OL, 2014
 Marcus Tatum, OL, 2016

69

Allen Chandler, C, 1942
 Edward Dillingham, G, 1944
 Vernon Hueser, C, 1946, 47, 48
 Jerry Morris, RE, 1949, C, 1950, 51
 Charles Johnson, T, 1952, 53
 Frank McCroskey, LG, 1954

Carson Fraser, G, 1955
 Tommy Cheek, G, 1957
 Leon Smartt, LG, 1958, 59, 60
 Rex Dockery, RG, 1961, 62, 63
 Jerry McKelvy, OG, 1965
 Steve Puckett, OG, 1967, 68
 Rob Frere, OT, 1969, DT, 1970
 Carl Witherspoon, LB, 1971, 72
 Leo Milewicz, OG, 1973
 Joey Bowen, OT, 1974, 75
 Chris Webster, OG, 1977
 Mark Love, OT, 1978
 Johnny Hibbett, C, 1983
 Mike Rapien, OT, 1987, 88
 Richie Noe, LB, 1992
 Ethan Massa, OL, 1998,99
 Zach Davis, OL, 2001
 Jeremy Hayes, LB, 2003
 Ryan West, DS, 2005,06
 Cory Sullins, OL, 2008,09
 Allan Carson, DL, 2011,12,13
 Jay Heins, OL, 2013
 Jonathan Reynolds, OL, 2014,15
 Brian Garvey, OL, 2016

70

Bernard Gold, FB, 1942
 Bill Gold, B, 1946
 Jim Umberger, RG, 1949
 Tom Twitty, BB, 1950, 51
 Ed Chelski, B, 1952
 Bobby Nail, T, 1955
 Jim Deakle, T, 1956
 Jack Stokes, T, 1957, LT, 1958
 Tony Griffith, LT, 1959
 Tom Williams, RT, 1960, 61, 62
 Tom Johnson, RT, 1963
 Gerald Woods, OG, 1965
 Steve Carroll, OG, 1968, DT, 1967, 69
 Mike Johnson, OT, 1970
 Robert Pulliam, DT, 1972, 73, 74
 Jeff Walker, OG, 1975, 76
 Bill Marren, OT, 1977, OG, 1978, 79, 80
 Todd Upton, DT, 1982, OG, 1983, 84, 85
 Mike Chollman, OG, 1986
 Charles McRae, OT, 1987, 88, 89, 90
 Chris Alston, C, 1991, 92
 Trey Teague, OL, 1994,95,96,97
 Fred Weary, OL, 1999,00,01
 Cody Douglas, OPL, 2003,04,05
 Darius Myers, OL, 2007,08
 Ja'Wuan James, OL, 2010,11,12,13
 Ryan Johnson, OL, 2016

71

Ronald Bergmeier, B, 1946, 47, WB, 1948, 49
 Don McGuire, LG, 1950
 John Powell, LG, 1951, G, 1952, 53
 Darris McCord, RT, 1954
 Jerry Hurst, T, 1955
 Howard Jackson, T, 1956, 57, RT, 1958
 Paul Tilson, RT, 1959
 Harold Chambers, RT, 1960
 Dick Husband, LT, 1961
 Dale Brown, LT, 1962, 63
 Derrick Weatherford, RT, 1964, DT, 1965, 66, 67
 Steve Robinson, OT, 1968, 69, 70
 Mike Mohrman, DT, 1972, 73, 74
 Donnie Stowers, OG, 1975
 Jim Woofter, DT, 1975, 76

Greg Kapusta, OT, 1977
 Jay Williams, OT, 1979, OG, 1978, 80
 Mike Vaccarella, OT, 1981
 Darrin Miller, LB, 1984, 85
 Otis Coffey, OT, 1986, 87
 Rex Hargrove, OG, 1988, 89, 90
 Bubba Miller, C, 1992,93,94,95
 Brent Beavers, DL, 1997
 Reggie Coleman, OL, 1998,99,00,01
 Steven Jones, OL, 2003,04,05,06,07
 Dallas Thomas, OL, 2008,09,10,11,12
 Dylan Wiesman, OL, 2013,14,15,16

72

George Cafego, QB/TB, 1937, 38, 39
 Orvis Milner, B, 1946, 47, BB, 1948
 Jimmy Hahn, BB, 1949, 50, 51
 John McWilliams, RT, 1954
 Frank Kolinsky, T, 1955, 56, 57
 Stuart Ballengee, RT, 1958, 59
 J.M. Dittmore, RT, 1960
 Ed Beard, LT, 1961
 Bob Watson, LT, 1962
 John Eller, RT, 1963
 Joe Graham, LT, 1964, DT, 1965, OT, 1966
 Mike Bevans, DT, 1968
 Jimmy Moss, OT, 1969
 David Page, DT, 1972, 73, 74, 75
 Ralph Bullard, DT, 1976, OT, 1977
 Tim Ford, DT, 1978
 John Matthews, OT, 1980, 81, 82, 83
 Ray Robinson, C, 1985, 86, 87, 88
 Chris Schuster, OT, 1989
 James Wilson, DE, 1990, 91, 92,93
 Jarvis Reado, OL, 1995,96,97,98
 Heath Benedict, OL, 2003
 Albert Toeaina, OL, 2004,05
 Ramone Johnson, OL, 2007,08
 Chase Phillips, OL, 2009
 Zach Fulton, OL, 2010,11,12,13
 Michael Sawyers, OL, 2014

73

Bob Cruikshank, B, 1941
 Tom Drost, E, 1946, 47, LE, 1948
 Frank Giles, RT, 1951
 Charles Rader, T, 1954, 55, 56
 Johnny Warwick, T, 1957
 Ken Frost, LT, 1958, 59, 60
 Dale Brown, RT, 1961
 Bob Zvolerin, LT, 1962, 63
 Terry Bird, LG, 1964
 Gary Melton, OT, 1965, 66, 67
 Ben Bass, OT, 1968
 Gaylon Hill, OT, 1970, 71, OG, 1969, 72
 Greg Phillips, OG, 1973, 74, 75, 76
 Mike Cunningham, OG, 1977
 Steve Kluge, OT, 1978
 Lee North, C, 1979, 80, 81
 John Bruhin, DT, 1983
 Joel Farmer, C, 1984, 85
 Doug Baird, OG, 1987, 88, 89, 90
 Trey Peterson, OG, 1992,93,94,95
 Josh Campbell, DS, 1998
 Will Ofenheusle, OL, 1999,00,01,02
 Michael Fogg, OL, 2005,06,07
 Preston Bailey, OL, 2008
 Brandon Galyon, OL, 2009
 Chase Phillips, OL, 2010
 Darin Gooch, OL, 2010,11,12
 Jashon Robertson, OL, 2014

74

Nick Webber, HB, 1937
 John Elkins, T, 1946
 Colin Munro, RT, 1951, T, 1952, 53
 Jim Smelcher, T, 1955, 56, 57
 J.C. Schultz, LT, 1958
 Cliff Marquart, RT, 1959, LT, 1960, 61
 Joe Falco, LT, 1963, RT, 1962, 64
 Dick Williams, DT, 1966, 67, 68
 Lee Coleman, DT, 1969
 David Beckler, OT, 1970
 Phil Clabo, DT, 1972, 73, 74, 75
 Ray Hawkins, DT, 1977
 Bobby Brooks, DT, 1978
 Lee Otis Burton, DT, 1979, 80
 David Moon, OG, 1982, OT, 1983, 84
 Brian Hunt, MG, 1985, 86, 87
 Mark Moore, DT, 1988, 89, 90
 Jeff Smith, OG, 1992,93,94,95
 Bernard Gooden, OL, 1997,98,99,00
 Richie Gandy, OL, 2002,03,04,05
 Jarrod Shaw, OL, 2007,08,09,10
 Antonio Richardson, OL, 2011,12,13
 Dontavious Blair, OL, 2014,15

75

Thomas Smith, G, 1937, 38, 39
 David 'Dave' Romine, G, 1940, 41, 42
 James 'Jim' Sivert, B, 1946, C, 1948, BB, 1949
 Gene Moeller, FB, 1950, C, 1951, LB, 1952
 Charles Scholes, C, 1953
 Dudley Hewette, T, 1954, 55
 Bo Shafer, T, 1956, 57, LT, 1958
 Charles Baker, RT, 1959, 60
 Dick Evey, RT, 1961, 62, 63
 Carl Ellis, RT, 1964
 John Boynton, OT, 1965, 66, 67
 Butch Frost, OT, 1968
 Tim Persinger, DT, 1969
 Allen Beardman, OT, 1970
 Rob Frere, DT, 1971, 72
 Mike Smith, DT, 1973, 74, 75
 Blane Tidwell, OT, 1976, DT, 1977
 Charles Gillespie, DT, 1979, 80, OG, 1981, OT, 1982
 John Bruhin, OG, 1984, 85, 86, 87
 Randy Hall, OG, 1989
 Bernard Dafney, OT, 1991
 Leslie Ratliffe, OT, 1992,93,94,95
 Mercedes Hamilton, OL, 1996,97,98
 Zach Davis, OL, 2000
 Anthony Herrera, OL, 2000,01,02,03
 Tyler Williams, OL, 2004
 Anthony Parker, OL, 2005,06,07,08
 JerQuari Schofield, OL, 2009,10,11
 Isaac Mobley, OL, 2012
 Marcus Jackson, OL, 2013,14,15
 Jashon Robertson, OL, 2015,16

76

Jody Fisher, C, 1941, 42
 Dick Webb, B, 1944
 Robert Keesling, LE, 1948
 Bill Jasper, C, 1949, 50, 51
 Charles Coffey, G, 1953
 John Gordy, T, 1954, 55, 56
 Dick Krause, T, 1957, LT, 1958
 Ken Lautzenheiser, LT, 1959
 Paul Tilson, RT, 1961, LT, 1962
 Bill Danychuk, LT, 1963, 64

Mitch Mutter, DT, 1965
 Jerry Holloway, OT, 1966, 67, 68
 Joe Balthrop, OT, 1969, 70, 71
 Barry Howard, OT, 1972, 73
 Charles Anderson, DE, 1974
 Jesse Turnbow, OT, 1975
 Phil Sutton, OT, 1976
 Don Stowers, OT, 1977
 Mike Jester, OG, 1978
 Doug DeJarnatt, OG, 1979
 David Brown, OG, 1981
 Pat Langdon, OT, 1982
 Harry Galbreath, OG, 1984, 85, 86, 87
 Robert Todd, TE, 1989, 90, 91
 Mark Upton, OT, 1993,94,95
 Gentry Wright, DL, 1997
 Justin Satterfield, DL, 1998
 Paul Monroe, OL, 2001
 Arron Sears, OL, 2004,05,06
 Darris Sawtelle, OL, 2007
 Daniel Hood, OL/DL, 2009,10,11
 John Simcox, OL, 2013
 Chance Hall, OL, 2015,16

77

Robert 'Bob' Foxx, HB, 1938, 39, 40
 Robert 'Bobby' Cifers, B, 1941, HB, 1942
 Buster Stephens, B, 1944, 45
 Harold 'Herky' Payne, TB, 1949, 50, 51
 Pat Oleksiak, B, 1952, LH, 1953
 Bob Williams, T, 1954, 55
 Lebron Shields, T, 1956, 57, RT, 1958, LT, 1959
 Dick Wallace, LT, 1961
 Jim Lowe, LT/RT, 1962, 63, 64, OT, 65
 Billy Dixon, OT, 1966
 Alvah Bible, OT, 1968, 69, 70
 David Shaffer, OT, 1971, 72, 73
 Alan Lee, OG, 1974, 75
 Scot Farrar, OT, 1976, 77
 Tim Daniels, OG, 1979
 Chris Wampler, DT, 1981, MG, 1982
 Richard Cooper, DT, 1984, 85, 86
 David Dodson, DE, 1988, 89
 Greg Gerardi, OT, 1990, 91
 Richard Howard, OG, 1993,94,95
 Josh Tucker, OL, 1997,98,99
 Michael Munoz, OL, 2001,02,03,04
 Cody Pope, OL, 2007,08,09,10
 Kyler Kerbyson, OL, 2011,12,13,14,15
 Devante Brooks, OL, 2016

78

Harvey Moyer, C, 1946
 Martin Paris, G, 1952
 Jerry DeLucca, T, 1954, 55
 David Vestal, T, 1956
 Roy Seals, T, 1957
 Don Cissell, RT, 1958,59, 60
 Bill Hammond, RT, 1961, 62, 63
 Elliott Gammage, OG, 1966, OT, 1965, 67
 Mike Gooch, OT, 1968
 Bobby Thomas, C, 1969, 70
 Ricky Molck, OT, 1972
 Roger Higginbotham, OT, 1973
 Joe Gallagher, OG, 1974, 75, 76
 Tim Irwin, OT, 1977, 78, 79, 80
 Craig Greer, OT, 1982
 David Douglas, OT, 1984, 85
 Antone Davis, OT, 1987, 88, 89, 90
 James Warren, OT, 1991, 92,93

Will Newman, OL, 1995,96,97
 Tim Hodges, OL, 1999
 Guillaume Dumont, OL, 2001,02,03
 Ramon Foster, OL, 2005,06,07,08
 Alex Bullard, OL, 2011,12,13
 Charles Mosley, OL, 2014,15,16

79

Dave Uhlman, B, 1946
 Jack Beeler, B, 1947, TB, 1948
 Phil Secrist, WB, 1949
 Roger Rotroff, WB, 1950, RE, 1951, E, 1952, 53
 John Bobo, RT, 1954
 Ray Cox, T, 1955
 Joe Schaffer, T, 1956, 57, RT, 1958, 59
 Kenny Brown, LT, 1960, 61, 62
 Reggie Jellicorse, LT, 1963
 John Crumbacher, LT, 1964, OT, 1965
 Frank Yanosky, DT, 1966, 67, 68, 69
 Mike Jones, DT, 1970, 71
 Mike Caldwell, OT, 1973, 74, 75
 Jesse Turnbow, DT, 1976, 77
 Mike Mason, DT, 1979
 Dwight Wilson, OG, 1980, 81
 Tony Bartley, OT, 1984
 Eric Still, OG, 1986, 87, 88
 Bill Schoenle, OG, 1990, 91
 Leland Taylor, DT, 1993
 Brad Lampley, OL, 1994,95,96,97
 Reggie Ridley, OL, 1999,00,01
 Chris Scott, OL, 2006,07,08,09
 Brock Collier, OL, 2011,12
 Thomas Edwards, OL, 2013,14,15,16

80

Kenneth Pruett, B, 1947, WB, 1948, FB, 1949, 50
 Bob Cloninger, C, 1951, 52, 53
 Keith Drummond, E, 1954, 55
 Carl Hannah, E, 1956, 57
 Charles Severance, LE, 1958
 David Duke, LE, 1959
 Jack Watson, RE, 1960
 Glenn Gray, LE, 1963, 64, DE, 1965
 Vic Dingus, DE, 1967, 68, 69
 Doug Jarboe, OE, 1970, WR, 1972
 Charles Anderson, TE, 1973
 Russ Neal, DE, 1974
 John Behrens, WR, 1975, 76
 Mike E. Cofer, TE, 1979, 80, 81
 Laron Brown, WR, 1983, 84
 Terry Scott, WR, 1985
 Kennard McGuire, WR, 1987
 Anthony Morgan, WR, 1988, 89, 90
 Rodney Ruth, WR, 1992
 Billy Williams, WR, 1993,94
 Greg Kyler, WR, 1995,96
 Eric Parker, WR, 1997,98,99,00,01
 Sudan Ellington, TE, 2002
 Omar Harris, WR, 2003
 Britton Colquitt, P, 2004
 Jeff Cottam, TE, 2006,07,08,09
 Matt Milton, WR, 2010
 Corey Miller, DL, 2011,12,13
 Dylan West, WR, 2011,12,13
 Daniel Helm, TE, 2014
 Eli Wolf, TE, 2015,16

81

Dave Stevenson, C, 1946
 Pete Wedel, RE, 1951
 Edwin Halliday, T, 1952

Wayne Gibson, G, 1953
 Bill Spooner, RE, 1954
 Murray Armstrong, E, 1956
 Mike LaSorsa, E, 1957, RE, 1958, LE, 1959, 60

Whit Canale, LE, 1961, 62
 Ralph Anderson, LE, 1963
 Paul Naumoff, RE, 1964, DE, 1965
 Jim McDonald, DE, 1966, 67, 68
 David Beckler, OE, 1969
 Tim Fitchpatrick, WR, 1972, 73, 74, 75
 Jeff Smith, TE, 1982, 83, 84, 85
 Alvin Harper, WR, 1987, 88, 89, 90
 Dwayne Freeman, WR, 1992
 Benjie Shuler, WR, 1994,95,96,97
 Edward Kendrick, DL, 1999,00
 Tony Brown, WR, 2001,02,03,04
 Josh Briscoe, WR, 2005,06,07,08
 Josh Bigney, WR, 2009
 Mychal Rivera, TE, 2010,11,12
 Johnathon Johnson, WR, 2013,14,15
 Austin Pope, TE, 2016

82

Al Russas, E, 1946, 47, RE, 1948
 Grady Gentry, RG, 1950
 Oaka Williams, RE, 1951
 Bill Taylor, E, 1952
 Bruce Burnham, G, 1953
 Edd Cantrell, E, 1954, 55, 56
 Bobby Overholt, E, 1957, LE, 1958
 Charles Severance, RE, 1959
 Ken Breeding, RE, 1960, 61
 Al Tanara, LE, 1962, 63, RE, 1964
 Clifton Stewart, DE, 1966
 Ken DeLong, OE, 1967, 68, 69
 Ken Lambert, DE, 1971, 72
 Mitchell Gravitt, TE, 1973, 74
 Charles Anderson, DE, 1975, 76
 Sam Prater, MG, 1978
 Robert Jones, WR, 1979
 Calvin Dickerson, LB, 1981, MG, 1982
 Daryle Smith, DT, 1983
 Charles Kimbrough, LB, 1985, 86, 87
 Marcus Evans, DT, 1989
 Charlie Longmire, WR, 1990
 David Horn, TE, 1992,93,94,95
 Eric Diogu, TE, 1997,98
 Marcus Carr, TE, 1999
 Ryan Boswell, WR, 2001,03
 Bill Grimes, WR, 2004,05,06
 Ahmad Paige, WR, 2008
 Cory Eichholtz, WR, 2011
 Justin Meredith, TE, 2012,13
 Joe Stocstill, TE/FB, 2013
 Ethan Wolf, TE, 2014,15,16

83

Gaylon Wilson, E, 1946, 47
 Dave Reynolds, C, 1948
 Stokely Fulton, RG, 1951
 Bob Zumstein, T, 1952, 53
 Charles Robinson, E, 1954, 55
 Dean Fisher, E, 1956, 57
 Al Sue, LE, 1958, 59
 Jerry Gowdy, LE, 1960, 61, 62, 63
 Whit Canale, LE, 1964
 Gary Vituccio, DE, 1965
 Rusty Kidd, OE, 1966
 Chick McGeehan, OE, 1968
 Frank Howell, DE, 1969, DT, 1970, 71
 Jon Burnett, DE, 1973, 74
 John Murphy, TE, 1975, 76, 77

GENERAL

STAFF

PLAYERS

REVIEW

HISTORY

HONORS

VOLMANAC

RECORDS



Buck Walker, WR, 1979
 John Wade, DE/TE, 1980
 Ricky Holt, DE, 1982, LB, 1983, 84
 Sam Graddy, WR, 1985, 86
 Mark Adams, TE, 1988, 89, 90, 91
 Nilo Silvan, WR, 1993,94,95
 Tyrone Graham, DB, 1997,98
 Courtney Rogers, TE, 2001
 Victor McClure, TE/FB, 2003,04
 Todd Campbell, WR, 2007
 Denarius Moore, WR, 2007
 Zach Rogers, WR, 2009,10,11,12
 Cody Blanc, WR, 2013,14,15
 BJ Bishop, WR, 2016

84

Norman Meseroll, T, 1946, 47, RT, 1948, 49
 Dan Laughlin, LG, 1950, RT, 1951
 Dick Mayock, T, 1952
 Roger Urbano, E, 1954, 55, 56
 Marvin Phillips, E, 1957, LE, 1958, RE, 1959, 60
 Pat Augustine, RE, 1961, 62
 Austin Denney, RE, 1963, LE, 1964, OE, 1965, 66
 J.B. Merritt, OE, 1967, 68
 Sonny Leach, TE, 1969, 70, 71, 72
 David Love, WR, 1973, 74, 75
 Brian Ingram, DE, 1978, 79, 80, 81
 Bruce Garrett, LB, 1983, 84
 Joey Howard, DT, 1986, 87
 Robert Davis, WR, 1989
 Chris Benson, WR, 1989
 Jerry Teel, TE, 1990, 91
 Shane Burton, DT, 1993,94,95
 Neil Johnson, TE, 1997,98,99,00
 Jomo Fagan, WR, 2002,03,04
 Chris Walker, DL, 2008,09,10
 Brendan Downs, TE, 2011
 Cordarrelle Patterson, WR, 2012
 Woody Quinn, TE, 2013,14
 Adrian Gamble, WR, 2015

85

Charles Baker, B, 1946, G, 1947, RG, 1948, 49
 Jerry Malach, RG, 1950, 51
 Bob Griesbach, LB, 1952
 Bill Hubbard, G, 1953
 Bob Fry, RE, 1954
 Landon Darty, E, 1955, 56, 57
 Cotton Letner, RE, 1958, 59, 60
 Buddy Fisher, RE, 1961, 62, 63
 Johnny Mills, LE, 1964, OE, 1965, 66
 Dick Ellis, DE, 1967
 Lester McClain, OE, 1968, WB, 1969, 70
 Emmon Love, WR, 1971, 72, 73
 Jim Duvall, TE, 1974, 75, 76, 77
 Reggie Harper, TE, 1977, 78, 79, 80
 Mike Terry, DE, 1981, 82
 Bill Eichholtz, WR, 1983, 84
 Jed Dance, LB, 1986, 87
 John Rollins, RB, 1988
 Horace Morris, DE, 1990, 91, 92,93
 Anthony Hampton, LB, 1995
 Owen Sullenger, WR, 1996
 Donte' Stallworth, WR, 1999
 Eli Jones, WR, 2001
 Ryan Boswell, WR, 2002
 Aaron Kirkland, TE, 2003
 Casey Woods, WR, 2005,06,07
 Tyler Maples, WR, 2008

Todd Campbell, WR, 2009
 T.J. Marrs, LS, 2010
 Matt Milton, WR, 2011
 Brendan Downs, TE, 2012,13,14
 Thomas Orradre, WR, 2015,16

86

J.B. Proctor, B, 1946, 47, TB, 1948
 Andy Kozar, FB, 1950, 51, 52
 Tom Tracy, FB, 1953
 Kyle 'Buddy' Cruze, E, 1954, 55,56
 Murray Armstrong, E, 1957, RE, 1958
 Cotton Letner, RE, 1959
 Mike Stratton, LE, 1960, 61
 Gerald Woods, RE, 1963, LT, 1964
 Terry Dalton, OE, 1965, 66, 67, 68
 Tom Bennett, DE, 1969, 70, 71
 Darrell Culver, TE, 1972, 73
 Larry Bowman, TE, 1974, 75
 Mike Jester, TE, 1977
 Doug Parrish, WR, 1980, 81, DB, 1982
 Pat Langdon, TE, 1983
 Terry McDaniel, DB, 1984, 85, 86, 87
 Jerome Taylor, TE, 1988
 Harlan Davis, WR, 1989, 90
 Cliff Dutton, WR, 1991
 Todd Williams, C, 1993,94
 Dustin Moore, TE, 1995,96
 Josh Houston, WR, 1999,00
 Montrell Jones, WR, 2002
 Brad Cottam, TE, 2004,05,06,07
 Matt Wegzyn, TE, 2009,10
 Willie Bohannon, DL, 2008,09,10,11,12
 A.J. Branisel, TE, 2013,14
 Andrew Craig, TE, 2016

87

James Wegman, E, 1946
 William Clark, RT, 1948
 Jim Beutel, QB, 1953
 Bob Hines, LE, 1954
 Bill Anderson, E, 1955
 Jid Winstead, E, 1956, 57
 Harry Swilley, LE, 1958, 59 Kenny Pritchard, RE, 1961, 62, LE, 1963
 Neal McMeans, DE, 1966, 67, 68
 James Woody, DE, 1969, LB, 1970
 Ronnie Wheeler, DE, 1972, 73, 74, 75
 Kyle Aguiard, DE, 1978, TE, 1977, 79
 Darryal Wilson, WR, 1981, 82
 Joey Clinkscales, WR, 1983,1984, 85, 86
 Darryl Hardy, LB, 1988, 89, 90, 91
 John Sartelle, TE, 1993,94,95,96
 David Martin, WR, 1998,99,00
 Justin Reed, TE, 2002,03,04,05
 Quintin Hancock, WR, 2008,09
 Alex Ellis, WR, 2011
 Jacob Carter, WR, 2012,13,14
 Logan Fetzner, WR, 2015,16

88

Ralph Huneycutt, C, 1946, 47, 48, 49
 George Carter, LE, 1950
 Eddie Stowers, RE, 1951
 Joel Kinley, G, 1952
 Ron Gust, RE, 1954
 Eddie Young, E, 1955
 Tommy Potts, E, 1956, 57, RE, 1958
 John Bill Hudson, LE, 1959, 60, 61, 62
 Bobby Frazier, LE, 1963, RE, 1964, DE, 1965
 Nick Showalter, DE, 1966, 67

Bobby Thomas, OE, 1968
 Ronnie Drummonds, DE, 1969, 70
 Stan Trott, WR, 1971, 72
 Jim Richardson, TE, 1973, 74
 Russ Neal, DE, 1975, 76
 Steve L. Davis, LB, 1977
 Jeff Moore, WR, 1978
 Mike Miller, WR, 1979, 80, 81, 82
 Tim McGee, WR, 1983, 84, 85
 Tracy Hayworth, DE, 1987, 88, 89
 Jeremy Spivey, LB, 1991, 92
 Courtney Epps, WR, 1994
 Andy McCullough, WR, 1995,96,97
 Jermaine Kent, WR, 1998,99,00,01
 Jake Finlayson, TE, 2003,04,05
 Kevin Shipley, TE, 2005
 Luke Stocker, TE, 2007,08,09,10
 Cameron Clear, TE, 2011
 Joseph Ayres, TE, 2012,13
 Alex Bullard, TE, 2012
 Neiko Creamer, TE, 2014,15
 Brandon Benedict, DL, 2016

89

Jerry Anderson, RE, 1951
 Billy Jack Cunningham, B, 1952
 Bill Tatum, LE, 1954
 Dan Wade, E, 1955
 Bob Kirkpatrick, E, 1956
 Don Leake, E, 1957, LE, 1958, 59, 60
 Fred Martin, RE, 1962, 63, 64
 Mike Gooch, DE, 1966, OE, 1965, 67
 Gary Kreis, OE, 1968, 69
 Ricky Molck, OE, 1970
 Jimmy Allen, DB, 1972
 Jeff King, DE, 1973
 Larry Seivers, SE, 1974, 75, 76
 Mike Casteel, DE, 1980, DT, 1981, 82
 Tim Hendrix, TE, 1984, 85, 86
 John Rollins, TE, 1988
 Von Reeves, TE, 1988, 89, 90, 91
 Scott Pfeiffer, TE, 1993,94,95,96
 Kenny Smith, DL, 1998
 Will Wilson, TE, 2002
 Antonio Reynolds, DL, 2004,05,06,07
 Aaron Douglas, TE, 2008
 Daniel Adderley, TE, 2010
 Bryant Plumlee, TE, 2012
 Alex Bullard, TE, 2012
 Jaylen Miller, DL, 2013,14
 Greg Tisho, TE, 2013
 Adrian Gamble, WR, 2014
 Will Jumper, TE, 2015, 16

90

Robert 'Bob' Davis, C, 1949, 50, 51
 Ray Chapman, C, 1953
 Dennis Gibson, KS, 1964
 Butch Wykle, DE, 1965
 Jeff Gorin, DT, 1967, 68
 Joe Thompson, OE, 1969, 70, WR, 71
 Charles Campbell, DE, 1972
 Billy Linville, DE, 1973, 74
 Brad White, DT, 1977, 78, 79, 80
 John Cook, TE, 1982, 83, 84
 Marion Hobby, DE, 1986, 87, 88, 89
 Lance Nelson, LB, 1990
 Ben Talley, LB, 1992,93,94
 Graff Corby, WR, 1996,97
 Will Overstreet, DL, 1999,00,01
 Mondre Dickerson, DL, 2002,03
 Turk McBride, DL, 2005,06



Ben Martin, DL, 2007
 Stephen Fowlkes, DL, 2008,09,10
 Ben Lehning, TE, 2009,10
 Stephen Fowlkes, DL, 2011,12
 Malik Brown, DL, 2013
 Charles Folger, DL, 2014,15,16

91*

Jim Miner, E, 1946, 47, RE, 1948, 49
Doug Atkins, LE, 1950, 51, T, 1952

(*Retired in Honor)

Jerry Bishop, C, 1953
 Stewart Spinks, DE, 1965
 Gary Kreis, OE, 1967
 Ronnie Drummonds, DE, 1968
 Jimmy Young, OE, 1970, WR, 1971, TE, 1972
 Don Hampton, LB, 1973,74
 John Behrens, WR, 1974
 Ed Sears, TE, 1975, 76
 Bret Aitchison, DE, 1980, 81, 82
 Eric Melching, TE, 1985
 Mike Whitehead, MG, 1986, 87
 Jeff Tullis, DE, 1989
 Tom Fuhler, DT, 1991
 Brent Gibson, DE, 1993
 Jonathan Brown, DL, 1995,96,97
 Omari Hand, DL, 1999,00,01,02
 LaRon Harris, DL, 2003,04
 Robert Ayers, DL, 2006,07,08

92*

Vernon Lyons, LG, 1949, 50, 51
 Leonard McKellar, DE, 1965
 J.B. Merritt, OE, 1966
 Herman Weaver, KS, 1967, 68
 Stan Trott, OE, 1969, 70
 Terry Russell, KS, 1972

Reggie White, DT, 1980, 81, 82, 83

(*Retired in Honor)

Carlos Reveiz, PK, 1985, 86
 Mark Needham, DT, 1988, 89
 Brian Walker, PK, 1990
 Shane Bonham, DT, 1992,93
 Jeff Coleman, DL, 1995,96,97,98
 Albert Haynesworth, DL, 2000,01
 Justin Harrell, DL, 2003,04,05,06

93

Bob Pollard, G, 1946, 47
 Jimmy Wade, B, 1952, LH, 1953
 Chick McGeehan, OE, 1965, 66
 Louis Drinka, DT, 1967
 Allan Jones, OE, 1970
 Jim Markert, TE, 1975
 Howard Carter, DT, 1976
 Mike L. Cofer, DE, 1980, LB, 1981, DE, 1982
 David Johnson, DT, 1987, 88
 Chris Mims, DE, 1991
 Jason Epstein, K, 1992
 Scott Galyon, LB, 1993,94,95
 Shaun Ellis, DL, 1997,98,99
 Edward Kendrick, DL, 2001,02
 Matt McGlothlin, DL, 2003
 Xavier Mitchell, DL, 2005,06,07
 Devin Mathis, PK, 2008
 Montori Hughes, DL, 2009,10
 Gregory Clark, DL, 2012,13
 Trevor Daniel, P, 2014,15,16

94

John Clabo, B, 1946

Gene Cochran, LG, 1951
 Brock Sanders, LH, 1953
 Mitch McNeece, DT, 1965
 John Brozowski, DT, 1967, 68, 69
 Steve Brauchle, OE, 1970
 Ron Frere, OT, 1972
 Jeff King, DE, 1974
 David Barron, DE, 1975, 76, LB, 1977
 Johnny McAdams, DE, 1981, 82
 Arthur Davis, DT, 1984
 Anthony Howard, DT, 1985
 Bill Schoenle, DT, 1988, 89, 90
 Willie Richards, LB, 1992
 Billy Beron, TE, 1994,95,96,97
 Ed Butler, TE, 1998,99,00,01
 Jason Hall, DL, 2003,04,05
 Wes Brown, DL, 2006,07,08,09
 Corey Miller, DL, 2010
 Gregory Clark, DL, 2011
 Darrington Sentimore, DL, 2012
 Jason Carr, DL, 2013
 Tyler Stokes, DL, 2015
 Mykelle McDaniel, DL, 2016

95

Charley Dowdy, B, 1946
 Dudley Hewette, G, 1953
 Ed Hudson, DB, 1967
 Jimmy Cannon, LB, 1968
 Gordon Ready, OG, 1970
 Danny Jenkins, DT, 1974
 Kim Logan, DE, 1975, 76, LB, 1977
 Steve Kluge, MG/DT, 1980, 81, 82
 Fred Bennett, MG, 1984, 85, 86
 John McGhee, LB, 1989
 Antonio Robinson, DE, 1993
 Chris Hogue, P, 1996
 Fred Weary, DL, 1998
 Rashad Moore, DL, 1999
 Demetris Veal, DL, 2002
 Tony McDaniel, DL, 2004,05
 Walter Fisher, DL, 2006, 07,08
 Arthur Jeffery, DL, 2009,10,11
 Danny O'Brien, DL, 2012,13,14,15,16

96

James Seiber, E, 1947
 Ed Nickla, E, 1952
 Ken Stansell, DT, 1972, 73
 Chris Webster, OT, 1975
 Greeley Kyle, C, 1976
 Gary Casteel, LB, 1977
 Steve Davis, LB, 1978
 Rusty Rennie, DE, 1980
 Rodney Coates, DE, 1982
 Tyrone Robinson, LB, 1983, 84, 85, 86
 Bruce James, LB, 1987
 Rodney Gordon, DE, 1989
 Joe Davis, P, 1990
 Kevin Mays, DT/OT, 1991, 92
 Jake Finlayson, TE, 1998,99,00,01,02
 Greg Jones, DL, 2003,04
 Vladimir Richard, DL, 2006
 Michael Crain DE, 2007
 Chad Cunningham, PK/P, 2008,09,10
 Trevarris Saulsberry, DL, 2011,12,13,14,15
 Joey Cave, DL, 2016

97

Hugh Garner, B, 1952, QB, 1953
 Albert Buck, DE, 1968
 Gary Mitchell, DT, 1974

Scot Farrar, OG, 1975
 Mike Klarman, DE, 1976
 Tony West, LB, 1977
 Tony Simmons, DE, 1981, DT, 1982, 83,84
 Orlando Reyes, DT, 1985, 86
 Shawn Truss, DE, 1988, 89, 90
 Robert Todd, TE, 1992
 Ryan Collins, DE, 1994,95
 Buck Buxton, DL, 1997
 Joe Reid, DL, 1998,99
 Kevin Young, DL, 2000,01
 David Ligon, DL, 2003
 Chase Nelson, DL, 2007,08,09,10
 Malik Jackson, DL, 2010, 11
 Daniel Hood, DL, 2012,13
 Paul Bain, DL, 2015,16
 George Bullock, PK, 2015

98

Bob Ussery, T, 1953
 Karl Kremser, KS, 1967, 68
 Jake Lane, DT, 1972
 Howard Carter, DT, 1973, 74, 75
 Chris Webster, OT, 1976
 Roger Kelley, LB, 1977
 Rocky McClamroch, DE, 1979
 Mark Studaway, MG, 1981, DT, 1980, 82, 83
 Richard Brown, DT, 1985
 Brett McBrayer, TE, 1987, 88
 Mike Rapien, TE, 1989, 90
 Cory Stone, DT, 1991, 92,93,94
 Antron Peebles, TE, 1996,97,98
 John Henderson, DL, 2000,01
 Parys Haralson, DL, 2003,04,05
 Demonte' Bolden, DI, 2006,07,08
 Rae Sykes, DL, 2009,10
 Daniel McCullers, DL, 2012,13
 Alexis Johnson, DL, 2016

99

Ron Ramsey, DE, 1968
 Bob Kennison, LB, 1970
 Jim Woofter, LB, 1974
 David Aaron, K, 1975
 Kenny Jones, DT, 1979, 80, TE, 1981, 82
 Allan King, DT, 1984
 Anthony Howard, DT, 1986
 Dwayne Williamson, DT, 1987
 Kacy Rodgers, DE, 1988, 89, 90, 91
 Paul Yatkowski, DT, 1992,93
 Mercedes Hamilton, DT, 1995
 Eric Brown, LB, 1997
 DeAngle Lloyd, DL, 1998,99,00
 Aubrayo Franklin, DL, 2002
 Demonte Bolden, DL, 2005
 J.T. Mapu, DL, 2003,06,07
 David Harrington, P, 2010
 Ben Martin, DL, 2008,09,10,11
 Trent Taylor, DL, 2012
 Reginald Kahili McKenzie Jr., DL, 2016

*** Denotes Retired Jersey**

NOTE: This All-Time Numerical Roster was compiled using media guide and game program rosters since 1937. Please direct any corrections via email to athcomm@utk.edu.

LETTERMEN BY HOMETOWN

■ TENNESSEE

Alcoa

Boring, Frank (Boomer), 1949, 50, 51
 Sykes, Rae, 2010
 Toney, Jaron, 2012
 Upton, Todd, 1983, 84
 Warren, Brandon, 2008
 Williams, Billy, 1993, 94

Andersonville

Longmire, Charlie, 1990

Antioch

Bituli, Daniel, 2016
 Coker, LaMarcus, 2006
 Martin, Justin, 2015, 16
 McMaken, Troy, 1999 (Service)
 Sawyers, Michael, 2014

Ashland City

Fields, Brad, 1979 (Service)

Athens

Bradley, Shazzon, 1988, 89, 90, 91
 Cartwright, Jim, 1958, 59, 60
 Grubb, Wayne, 1958, 59, 60
 Heard, Scott, 1984 (Service)
 Pierce, Phil, 1969, 70, 71
 Reynolds, Mike, 1964
 Simpson, Hubert, 1976, 78, 79

Bartlett

Davis, Ronald, 1991, 92, 93, 94

Benton

Clemmer, James H., 1930, 31

Bethpage

Lassiter, Robert, 1970, 72, 73

Bluff City

Combs, Lewis, 1982 (Service)

Bolivar

Nails, Brett, 1985 (Service)
 Orr, Bunny, 1959, 60, 61

Brentwood

Frost, Ken, 1959, 60
 Grant, Jason, 1997 (Service)
 Hurst, Bill, 1998 (Service)
 Jones, Steven, 2007
 Kemp, Austin, 1997, 98
 Perry, Robbin, 1987
 West, Ryan, 2004, 05, 06

Brighton

Mosley, Charles, 2015, 16

Bristol

Crowder, Mack, 2013, 14, 15
 Downs, Brendan, 2011, 12, 13, 14
 Felty, Gene, 1949, 50
 Jones, Greg, 1974, 75, 76, 77 (Capt.)
 Keller, John, 1968, 69, 70
 Littleford, Hal, 1947, 48, 49 (Capt.)

Brownsville

Hill, Gaylon, 1970, 71, 72
 Hines, Tyrone, 1994, 95, 96
 Jones, Wilbert, 1978, 79, 80
 Thomas, Bobby, 1971
 Thornton, Matthew, 1989 (Service)

Buntyn

Lane, Hunter E., 1919, 20, 21, 22

Camden

McKelvy, Jerry, 1965
 Rowsey, Thomas, 1975, 76, 77

Carthage

Cole, Jeff, 1983 (Service)

Castalian Springs

Oldham, Donnie, 1977

Cedar Hill

Morris, B. Y., 1922, 23

Centerville

Stephenson, Guy, 1922

Chattanooga

Alley, E. H. (Herc), 1927, 28
 Bacon, Pryor E., 1938, 39
 Baker, Charles B., 1960
 Becksvoort, John, 1991, 92, 93, 94
 Bolden, Demonte', 2006, 07, 08
 Bridges, Hal, 1956

Campbell, Kenneth, 1990, 91

Carroll, Steve, 1967, 68, 69

Cloninger, Bob O., 1952, 53

Coleman, B.J., 2008

Cooper, Kevin, 2008, 09, 10

Etter, Gene, 1958, 59, 60

Haren, Kyle, 1991

Honea, Ken, 1961, 62, 63

Huddleston, Ben, 1946, 47

Jumper, Tommy, 1950

Kelley, Mike, 1986, 87, 88

Mayer, Eugene S., 1930, 31 (capt.)

McAllester, Sam J., 1903, 4

Middlebrooks, Nate, 1986, 87, 88
 (Capt.)

Miller, Ben, 1944, 45

Moss, Ray, 1956, 57, 58

Nicholson, Jacob H. (Jake), 1920, 21

Riggs Jr., Gerald, 2002, 03, 04, 05

Robertson, Sam, 1963, 64, 65

Shuford, George, 1962

Stansell, Ken, 1972

Steffy, Joe, 1944

Stewart, Bo, 1944

Suh, Eric, 1997 (Service)

White, Reggie, 1980, 81, 82, 83
 (Capt.)

Christiana

Rhyme, Chip, 2011

Church Hill

Cole, Bill, 1973, 74, 75

Clarksville

Balthrop, Joe, 1969, 70, 71

Ditmore, J. M., 1958

Galbreath, Harry, 1984, 85, 86, 87
 (Capt.)

Grizzard, Kenneth, 1921

Hambaugh, P. C. 1915, 16

Powers, Eddy, 1975, 76, 77

Reeves-Maybin, Jalen, 2013, 14, 15,
 16 (Capt.)

Stephens, Travis, 1997, 98, 00, 01

Tidwell, Blane, 1976

Cleveland

Aszman, Jim, 1986

Beckler, David, 1970

Brown, Fred (Bo), 1923, 24, 25

Chancey, Ralph E., 1946, 47, 48, 49
 (Capt.)

Dockery, Rex, 1963

Emendorfer, Bill, 1970, 71, 72

Johnson, Bob, 1965, 66, 67 (Capt.)

Johnson, Paul, 1973, 74, 75

Johnson, Tom D., 1970, 71, 72

Jones, Dale, 1983, 84, 85, 86 (Capt.)

McClendon, Jacques, 2006, 07,
 08, 09

Prigmore, Quincy, 1992, 93, 94, 95

Rakestraw, Wes, 1985

Sanders, Austin, 2014, 16

Scott, Bob, 1953, 54, 55

Still, J. Ralph, 1930, 31

White, Chris, 1983, 84, 85 (Capt.)

Word, Brian, 2002

Clinton

McRae, Charles, 1987, 88, 89, 90

Moore, Terry, 1972, 73, 74, 75

Seivers, Larry, 1974, 75, 76 (Capt.)

Coalfield

Hensley, Steven, 2009 (Service)

College Grove

Morel, Bobby, 1964, 65, 66

Collierville

Cox, Morgan, 2007, 08, 09

Jones, Kendrick, 1991, 92, 93, 94

Columbia

Derryberry, F. Woodrow, 1935, 36

Derryberry, O. Merton, 1930, 31

Derryberry, W. Everett, 1925, 27

Howell, Frank, 1970, 71

Murphy, David, 1966, 67

Pillow, Ronnie, 1994, 95, 96

Sewell, Tim, 1995, 96, 97, 98

Wantland, Hal, 1963, 64, 65 (Capt.)

Wilson, Will, 2002 (Service)

Woody, James, 1968, 69, 70

Cookeville

McClennon, John, 1982

Sells, Jack, 1983, 84

Smith, Billy, 1961

Wolf, Tyler, 2009, 10

Corryton

Donahue, Ken, 1949, 50

Cosby

Williams, Tyler, 2004 (Service)

Cottontown

Sullins, Cody, 2007, 08, 09

Sullins, Cory, 2008, 09

Covington

Flowers, George 1924

Franklin, John, 1930, 31, 32

Gaines, Antonio, 2004, 05, 06, 08

Poe, Jon, 2003, 04, 05

Simonton, Claud, 1970, 71, 72

Cowan

Austelle, Alfred, 1934

Crossville

Watson, Curt, 1969, 70, 71

Cumberland City

Bayer, S. D., 1913, 14, 15

Dayton

Fitzgerald, Jeremy, 1997

Johnson, David, 1987, 88

Kelly, Andy, 1988, 89, 90, 91

Decatur

Moore, Gary, 1977, 78, 79

Scott, Robby, 1983, 84, 85, 86

Smith, Jeff, 1992, 93, 94, 95

Decaturville

Duncan, Edwin C, 1936, 37, 38

Decherd

Hayworth, Tracy, 1986, 87, 88, 89

Dickson

Daniel Trevor, 2015, 16

Kimbrow, Bryan, 1985, 86, 87, 88

Donelson

Bevans, Mike, 1968, 69, 70

Dyersburg

Fuller, Ben F., 1927, 28, 29

Jeffries, Danny, 1970, 71, 72
 Noonan, Jim, 1976, 77, 78, 80 (Capt.)
 Peel, Ike, 1939, 40, 41
 Rayburn, Virgil H., 1930, 31, 32
Elizabethton
 Allen, John H., 1929, 30, 31
 Campbell, Earl, 1950, 51, 52
 Fair, Dale, 1974
 Holsclaw, Claude, 1944
 Jenkins, Danny, 1975, 76, 77 (Capt.)
 Manning, John, 1944, 45
 Mills, Johnny, 1964, 65, 66
 Witten, Jason, 2000, 01, 02
Englewood
 Goodin, Chad, 1989
 Goodin, Matt, 1998
 Watts, Brad, 1976
Erwin
 Brandt, Frederic (Fritz) P., 1928,
 29, 30
 Duncan, Clark, 1977, 78, 80
 Shull, F. E., 1930, 31, 32
Etowah
 Robinson, Charles, 1956
 Ditmore, Frank, 1934, 35
Evensville
 Robinson, Fred, 1923, 24
Farmington
 Mayes, J. C., 1908
Fayetteville
 Blair, Reuben Moore, 1919
 Cooter, Jim Bob, 2006
 Cummins, Charles L. Sr., 1919, 21
 Graham, Joe, 1964, 67
 Emmons, Bobby, 1976, 77, 78
 Hatcher, Bill, 1923
 Sorrells, Frank G. 1913, 14, 15
 Templeton, Conrad C., 1929, 30
Fountain City
 Lowe, J. G., 1922, 23, 24 (Capt.) 25
 (Capt.)
 Lowe, Theodore 1927
Franklin
 Bullard, Alex, 2011, 12, 13
 Campbell, Bo, 1995
 Campbell, Eric, 2000
 Chapman, Joey, 1990, 91, 92, 93
 Dalton, Ray, 1962
 Fleming, Troy, 2000, 01, 02, 03
 Holt, Laird, 1929, 30, 31
 Karl, Ryan, 2004, 05, 06, 07
 McCord, Darris, 1952, 53, 54 (Capt.)
 Miller, Bubba, 1992, 93, 94, 95
 (Capt.)
 Murdic, Jon, 1972, 73, 74
 Page, David, 1973, 74, 75
 Parnham, D.C., 1910
 Ring, J. J., 1906, 09
 Robinson, Steve, 1968, 69, 70
 Robison, Charles W., 1916, 19, 20
 Sullivan, Ned, 1961, 62, 63
Gallatin
 Alexander, Corey, 2012
 Bass, Vernon, 1984, 85, 86
 Brown, Kenny, 1960, 61, 62
 England, Lee, 1987, 88, 89
 Gilliam, Jim, 1991
 Green, Louis A., 1926
 Malone, Josh, 2014, 15, 16
 Ransey, Allen C., 1936, 37
 Woods, Thomas, 1986, 87, 88, 89
 (Capt.)

Gatlinburg
 Foley, Kevin, 1996
Germantown
 Bennett, David, 1989, 90, 91, 92
 Cottam, Brad, 2004, 05, 06, 07
 Cottam, Jeff, 2006, 07, 08, 09
 Henderson, John C., 2003, 04
 Lenoir, Patrick, 1988, 89, 90, 91
 Ligon, David, 2004, 05, 06
 Mainous, Beau, 1987, 88
 Still, Eric, 1986, 87, 88, 89 (Capt.)
 Stolarick, Robert, 2000
 Todd, Robert, 1991, 92
 Vinson, Ian, 2006 (Service)
 Vinson, Todd, 2006 (Service)
Goodlettsville
 Dalton, Terry, 1966, 67, 68
 Martin, Bill, 2005 (Service)
Greysville
 Messimer, Jesse, 1984
Greenback
 Kilpatrick, Brent, 1994 (Service)
Greeneville
 Campbell, L. Roe 1920, 21, 22, 24
 Coffman, Leonard, 1937, 38, 39
 Disney, Theodore E. (Ty), 1929,
 30, 31
 Moore, Dustin, 1995, 96
 Noel, Henry W., 1940, 41
 Rader, Charles, 1954, 55, 56
 Reviere, Dee, 1976, 77, 78
 Williams, Dick, 1966, 67, 68 (Capt.)
Guild
 Brown, Eddie, 1971, 72, 73 (Capt.)
Halls
 Ellis, J. B., 1931, 32, 33
Harriman
 Barksdale, Val, 1977, 78, 79, 80
 Copeland, Jeremaine, 1995, 96,
 97, 98
 Wyrick, Charles, 1960, 61
Hartsville
 Cummins, Charles L. Jr., 1949
 Dickens, Phil W., 1934, 35, 36
 Harper, Reggie, 1977, 78, 79, 80
Hendersonville
 Dotson, Dewayne, 1989, 90
 Henry, Parker, 2016
 Hurd, Jalen, 2014, 15
 Lovingood, Riley, 2016
 Miles, Adam, 2002, 03, 04, 05
 Wilhoit, James, 2003, 04, 05, 06
Henning
 Foster, Ramon, 2005, 06, 07, 08
 (Capt.)
Hermitage
 Sanford, Craig, 1997 (Service)
 Smith, Geric, 1995 (Service)
Hixson
 Gravitt, Mitchell, 1973
 McClure, Victor, 2002, 03, 04
 Smartt, Leon, 1958, 59, 60
Humboldt
 Atkins, Doug, 1950, 51, 52
 Barker, Grey, 1995
 Champion, Toby, 1998, 99
 Reid, Junior, 1977, 78, 80
 Rodgers, Kacy, 1988, 89, 90, 91
 Rosenfelder, Charles, 1966, 67, 68
 Warmath, Murray, 1932, 33, 34
Huntingdon
 Blankenship, Warren, 1959, 60, 61

Myers, Jason, 1997 (Service)
 Priest, Tim, 1968, 69, 70 (Capt.)
Huntland
 Majors, John, 1954, 55, 56
Inskip
 Tarwater, A. B., 1897
Jacksboro
 Bibee, M. Bert, 1932, 33
Jackson
 Bowles, Drae, 2013
 Brooks, Daniel, 2003
 Giampapa, Matt, 2014, 15
 Greer, Jabari, 2000, 01, 02 03
 Hardegree, Bo, 2006 (Service)
 Hatley, Ralph L., 1932, 33, 34 (Capt.)
 Hayley, Samuel B., 1911, 12, 13 (Capt.)
 Johnson, Harold, 1948, 49, 50
 McLeary, Don, 1968, 69, 70
 Murphy, John, 1975, 76, 77
 Richardson, Jim, 1973, 74
 Spain, Wayne, 1969, 70
 Teague, Trey, 1994, 95, 96, 97
 Thompson, Van, 1939, 40
 Wilson, Al, 1995, 96, 97, 98 (Capt.)
Jasper
 Baker, Bill, 1966, 67, 68
 Beene, L. Phillip, 1928, 29, 30
 Westmoreland, Eric, 1996, 98, 99,
 00 (Capt.)
Jefferson City
 Hudson, John Bill, 1960, 61, 62
 Jarnagin, F. W., 1899, 1900, 01
 Spivey, Brian, 1989, 90, 91, 92
Jellico
 Harkness, W. S. (Bill), 1923, 24, 25,
 26 (Capt.)
Johnson City
 Chandler, Allen E., 1942
 Franklin, Aubrayo, 2001, 02
 Hickman, Herman, 1929, 30, 31
 Keverer, Wade, 1934
 Mutter, Mitch, 1967
 Persinger, Tim, 1969
 Stuart, Phil, 1985, 86, 87, 88
Kingsport
 Breeding, Ken, 1960, 61
 Carr, Marcus, 1999 (Service)
 Chadwell, James J., 1942
 Cifers, Ed, 1938, 39, 40
 Cifers, Robert G., 1941, 42
 Crawford, Denver, 1942, 46, 47
 (Capt.)
 Dingus, Vic, 1967, 68, 69
 Dodd, Robert Lee (Bobby), 1928,
 29, 30
 Edwards, Anthony, 1969, 70, 71
 Edwards, Thomas, 2015
 Foreman, Malik, 2013, 14, 15, 16
 Gaines, Teddy, 1998, 99, 00, 01
 Hammond, Bill, 1962, 63
 Harkleroad, Clay, OG, 1964
 Hug, Paul N. 28, 29, 30
 Jones, Mike S., 1971
 Kerney, Neal, 1994 (Service)
 Nelson, Ralph, 1993
 Showalter, Nick, 1966, 67, 68
 Swafford, Devaun, 2013, 14
 Tritapoe, Phillip, 2008 (Service)
 White, Steve, 1975
 Williams, Tony, 1984, 85
Kingston
 Frogg, Michael, 2006, 07



Frogg, Sammy, 2000
 Hill, Ryan, 2008 (Service)
 Houston, Josh, 2000
 Jackson, Howard, 1956, 57, 58
 Mays, Kevin, 1991, 92, 93, 94 (Capt.)
 Plemons, Josh, 2000
 Wheaton, Lance, 1992, 93, 94
 Wyatt, Bowden, 1936, 37, 38 (Capt.)

Knoxville
 Anderson, Anthony, 2009, 10, 11
 Anderson, Cory, 2003, 04, 05, 06
 Anderson, Wendell, 1980 (Service)
 Andridge, Bob (Breezer), 1938, 39, 40
 Arbo, Billy, 1975, 76, 77, 78
 Ayres, Joseph, 2010, 11, 13
 Bailey, Howard H., 1932, 33, 34
 Baker, Charles F., 1947, 48, 49
 Banks, Randy, 1990
 Bates, Bill, 1979, 80, 81, 82
 Blackstock, William (Bill), 1951
 Blanc, Cody, 2012, 13, 15
 Booker, Ronnie, 1982
 Bourkard, Harrison O., 1934, 35
 Bowman, Larry, 1974
 Brackett, H. B. (Deke), 1931, 32, 33
 Brackney, Rick, 1989 (Service)
 Brann, Ray O., 1958
 Bridges, Greg, 1980
 Broome, W. Lloyd, 1938, 40
 Brown, Earle W., 1939, 45
 Bruhin, John, 1985, 86, 87
 Burgess, Robert 1927
 Burnett, Jon, 1973
 Butler, Johnny W., 1939, 40, 41
 Byrd, Ray , 1951, 52
 Caldwell, Chan, 1945, 46, 47
 Campbell, Josh, 1998 (Service)
 Cantrell, Craig, 1979
 Chancey, Steve, 1971, 72, 73
 Clabo, Neil, 1972, 73, 74
 Clabo, Phil, 1973, 74, 75
 Claxton, J. O. (Jim), 1932, 33, 34
 Clinkscales, Joey , 1984, 85, 86 (Capt.)
 Cobb, Reggie, 1987, 88
 Cofer, Joe, 1982, 83, 84
 Cofer, Mike L., 1979, 80, 81, 82 (Capt.)
 Colquitt, Britton, 2005, 06, 07, 08
 Colquitt, Craig, 1975, 76, 77
 Colquitt, Dustin, 2001, 02, 03, 04
 Colquitt, Jimmy, 1981, 82, 83, 84
 Cook, John, 1982, 83, 84
 Cooper, W. C., 1948, 49, 50
 Corby, Graff, 1996, 97
 Cross, Roy L., 1942, 45
 Cruze, Kyle (Buddy), 1955, 56
 Cunningham, Mike, 1976, 77
 Davis, Steve L., 1977, 78, 79
 Deaver, Everett, 1924
 Drummonds, Ronnie, 1968, 69, 70
 Edmonds, Oscar, 1944
 Eichholtz, Cory, 2009
 Eichholtz, Bill, 1984
 Elmore, James W., 1925, 26, 27
 Emory, David, 1957
 Farmer, Joel, 1983, 84, 85
 Faust, Hugh D., 1930
 Fielden, Alan, 1947, 48, 49
 Fox, D. N., 1904
 Fox, R. E., 1904

Foxx, Bob, 1938, 39, 40
 Foxx, Frank, 1976, 77, 78
 Francis, John, 1941, 46, 47
 Franklin, Robbie, 1964, 65, 66
 Gentry, Mack, 1964, 65, 66
 Gillem, Adam, 2007
 Gilliam, Jacob, 2014
 Graves, Samuel Ray, 1940, 41 (Capt.)
 Grieco, Gregory, 2013
 Guess, Nick, 2010, 11
 Harkleroad, Rod, 1966 (Service)
 Hawkins, David, 1983 (Service)
 Helton, Todd, 1993, 94
 Henderson, Joseph Ray (Possum), 1916, 19
 Hensley, Tom, 1952, 53
 Hood, Daniel, 2011, 12, 13
 Howard, Chip, 1971, 72, 73
 Irwin, Tim, 1978, 79, 80
 Johnson, Howard, 1926, 27, 28 (Capt.)
 Johnson, Steven, 1993 (Service)
 Johnston, James G., 1928, 29
 Jones, Phillip E., 1923, 24
 Julian, Jason, 1988, 89, 90, 91
 Kelly, Todd, Jr., 2014, 15, 16
 Kendrick, Brett, 2014, 15, 16
 Kennedy, Edwin M., 1919
 Kerbyson, Kyler, 2012, 13, 14, 15
 King, Harry F., 1922, 23, 24
 King, William B., 1941
 Kohlhase, Charles E., 1929, 30, 31
 Lavin, Robert, 1924
 Ledford, Dennis Marshall, 1941
 Lindsay, Charles, 1919, 21
 Logan, J. G., 1899, 1900
 Lowe, W. O. (Chink) , 1914, 15, 16, 19 (Capt.)
 Lund, Bob, 1945, 46, 47, 48
 Luttrell, Bill, 1938, 39, 40
 Major, Mark, 1944, 45, 46, 47
 Maples, Talmadge R. (Sheriff), 1931, 32, 33 (Capt.)
 McCleskey, J. J., 1989, 90, 91, 92 (Capt.)
 McDonald, Jim, 1966, 67, 68
 McKenzie, Raleigh, 1982, 83, 84
 McKenzie, Reggie, 1981, 82, 83, 84
 McLean, Evan A., 1912, 13, 14, 15 (Capt.)
 McMichael, Jeff, 1981, 82
 McPherson, C. L., 1932
 Milner, Orvis, 1946, 47
 Mitchell, D. K., 1931
 Moses, Fred J., 1933, 34, 35
 Mugleston, Steve, 2003
 Murriel, Martin, 1977, 78
 Myers, Andy, 1950, 51, 52
 Needham, Kenneth L. (Shorty), 1933, 34, 35
 Nelson, Tony, 1986, 87, 88
 Newman, Fred, 1939, 40
 Newman, W. M., 1896, 99, 1900 (Capt.)
 Neyland, Bob Jr., 1952, 53
 Overholt, Bobby, 1957
 Paty, John M., 1962, 63, 64
 Pickens, Richard, 1966, 67, 68
 Pickle, Joe , 1983 (Service)
 Pricke, Jason, 1995, 96
 Price, Mike, 1966, 67, 68 (Service)
 Pruett, Kenneth, 1949, 50
 Reagan, Seth, 2000, 01, 02

Reeves, Von, 1988, 89, 90, 91
 Revez, Nick, 2007, 08, 09, 10 (Tri-Capt.)
 Revez, Shane, 2009, 11
 Rice, E. B., 1909
 Rogan, Dennis, 2007, 08, 09
 Rollins, John, 1987, 88
 Rudder, David, 1978, 79
 Sanderson, Ken, 1976, 77, 78
 Schenk, C. G., 1900
 Schneitman, Dale, 1978, 79 (Service)
 Scott, Benson, 1997, 98, 99
 Severance, Charles, 1959, 60
 Sexton, Scott, 1994 (Service)
 Shafer, Bo, 1956, 57, 58
 Sherrod, Horace (Bud), 1947, 48, 49, 50
 Slack, Tom, 1948
 Smith, Boyd M., 1932
 Smith, Daryle, 1984, 85, 86
 Smith, Josh, 2013, 15, 16
 Smith, Roy (Looney), 1947, 48, 49, 50
 Stancell, Harold, 1964, 65, 66
 Stephens, Buster, 1944, 45
 Stewart, Lyonel, 1975, 77, 78
 Suffridge, Robert (Bob), 1938, 39, 40
 Townes, Tim, 1970, 71, 72
 Tucker, Homer, 1988
 Tucker, Willis, 1940
 Vaughan, Charles W. (Pug), 1932, 33, 34
 Venable, Sam A., 1932
 Walker, David, 1987
 Walker, Jackie, 1969, 70, 71 (Capt.)
 Walter, Hank, 1972, 73, 74
 Warren, Preston, 1987, 88, 89, 90
 Welch, Tim, 1983, 84, 85
 West, Hodges (Burr), 1938, 39, 40
 Widby, Ron, 1964, 65, 66
 Wilkinson, Rick, 1981, 83
 Williams, Johnny, 1981, 82, 83
 Wilson, Nick, 2003
 Witherspoon, Carl, 1971, 72
 Young, Bill, 1966, 68, 69 (Capt.)
 Young, Devrin, 2011, 12, 13, 14
 Zurcher, Kevin, 1989

Lafayette
 Glover, Jimmy, 1965, 66, 67

LaFollette
 Chapman, Ray M., 1953
 Garner, Hugh, 1952, 53, 54
 Kincaid, Bill, 1956

Lake City
 Noe, Richie, 1992
 Smelcher, Jim, 1955, 56, 57

LaVergne
 Templeton, Rick, 1995 (Service)

Lawrenceburg
 Adams, Ralph, 1952
 Brown, Bob G., 1960
 Cone, Steve, 1973, 74

Lebanon
 Stewart, Howard L., 1931, 32, 33

Lenoir City
 Armstrong, Jack, 1946, 47, 48
 Burdette, George, 1923, 24, 25
 Bond, Robert U., 1924
 Wampler, Chris, 1980, 81, 82

Lewisburg
 Batey, Jack S., 1924
 Medley, Aaron, 2014, 15, 16

Stocstill, Joe, 2013, 14, 15
Lexington
 McAdams, Johnny, 1981, 84
 Herndon, L. Houston, 1927, 28, 29
Livingston
 Carr, Hilrey, 1956
 Sadler, Ken, 1958, 59
 McKeen, Allyn, 1925, 26, 27
Lookout Mountain
 Jumper, Colton, 2015, 16
Loretto
 Augustine, Pat, 1959, 61, 62
Loudon
 Kline, Cedric, 1986, 87, 88, 89
 Nichols, Jack, 1960, 61
Louisville
 Stafford, Tim, 1986, 87
Madisonville
 Franklin, Coy, 1958
 Franklin, Mack, 1951, 52, 53 (Capt.)
 Kefauver, Estes, 1922, 23
 Sloan, Ira, 1920, 21
Manchester
 Farrar, Scot, 1976, 77
Martin
 Clifton, Chad, 1996, 97, 98, 99
 (Capt.)
 Harrell, Justin, 2003, 04, 05, 06
 Ofenheusle, Will, 1999, 00, 01, 02
 (Capt.)
 Vowell, J. Graham, 1914, 15, 16, 21
 Vowell, Morris A., 1913, 14, 15, 16
 Vowell, Richie, 1924
Maryville
 Braswell, James, 1996
 Brodus, Derrick, 2012, 13
 Casteel, Mike, 1980, 81, 82
 Clemmens, Bob B., 1921
 Douglas, Aaron, 2009
 French, D.F., 1900
 Harris, Chris, 1993 (Service)
 Hill, Jimmy, 1948, 49, 50
 Kerr, Andy, 2003 (Service)
 McBrayer, Brett, 1987, 88
 Melton, Gary, 1966, 67
 Prugh, Chuck, 2004
 Satterfield, Larry, 1972, 73, 74
 Sparks, Scott, 1987, 88
 Spradlin, Danny, 1977, 78, 79, 80
 Tilson, Paul, 1959, 61, 62
 Webb, Danny, 1958
McEwen
 Arnold, Max, 2013
 Baker, Carey, 1990
McKenzie
 Arnold, Max, 2014, 15
McMinnville
 Lynn, Alan, 1979
 Martin, Danny, 1979, 80
Memphis
 Aiken, Malcolm, 1930, 31, 32
 Barnes, William (Billy), 1937, 38, 39
 Bone, William (Bill), 1923, 24
 Bowns, Minor, 2010 (Service)
 Bradford, Jim B., 1919, 20
 Briggs, Jesse, 1977
 Brown, Travis, 1998 (Service)
 Buckingham, Nash, FB, 1901, 02
 (Capt.)
 Caldwell, Lamar, 1970, 71, 72
 Canale, Frank, 1962
 Canale, George, 1960, 61, 62

Canale, Whit, 1962, 64
 Cannon, Bram, 2008, 09
 Clear, Cameron, 2011
 Cooper, Richard, 1984, 85, 87
 Cotton, Jackie, 1963, 64, 65
 Dickerson, Calvin, 1981
 Dickerson, Mondre, 2002, 03
 Dorsey, Richard T., 1932, 33, 34
 Fuller, C. J., 1902, 3
 Fulton, Charles, 1965, 66, 67
 Fusco, Ryan, 2005 (Service)
 Harper, Daryl, 1980, 81
 Hidinger, Lee, 1973, 74, 75
 Hogue, Chris, 1996, 97
 Holloway, Jerry, 1967, 68
 Howe, Bubba, 1954, 55, 56
 Hutton, Tom, 1991, 92, 93, 94
 Ingram, Brian, 1977, 78, 79
 Ingram, Reggie, 1990, 91, 92, 93
 Janes, Palmer, 1919, 20, 21
 Johnson, W. C., 1906, 07, 08, 09,
 10 (Capt.)
 King, Greg, 2009, 2013
 Krouse, Henry W., 1932, 34, 35
 Leake, David, 1963, 64, 65
 Leake, Don, 1958, 59, 60
 Linebarier, Chip, 1976, 77, 78
 Lott, Andre, 1998, 99, 00, 01 (Capt.)
 Loudermilk, Robert, 1999
 Marino, Rick, 1966, 67, 68
 Matthews, John, 1981, 82, 83
 McCabe, Willis, 1919
 McGuire, Kennard, 1986, 87
 McKeen, E. Allyn, 1925, 26, 27
 Milam, Kevin, 1970
 Molck, Ricky, 1971, 72
 Moore, Jeff, 1975, 76, 77, 78
 Moore, Vincent, 1987, 89, 90
 Noel, Tori, 1993, 95, 96, 97
 Peoples, Carlton, 1979, 80, 81, 82
 Pinner, Sam, 1996, 97
 Poley, David, 1973, 74
 Pounders, Louis E., 1932, 33, 34
 Powell, Don, 1923
 Richmond, Drew, 2016
 Robinson, Antonio, 1993
 Sartelle, John, 1993, 94, 95, 96
 Stone, Cory, 1993, 94
 Studaway, Mark, 1979, 80, 81, 83
 Walker, Chris, 2007, 08, 09, 10
 Ward, Ernie, 1973, 74, 75
 Warren, James, 1992, 93
 Watts, Johnny, 1977, 78, 79
 White, Steve, 1992, 93, 94, 95
 Williams, Dan, 2007, 08, 09
 Wilson, Cedrick, 1997, 98, 99
 Wilson, Ellix, 2004, 06, 07, 08
 (Capt.)
 Wilson, Rollin, 1922, 24
Milan
 Fields, Earnest, 1988, 89, 90, 91
 (Capt.)
 Fisher, John, 1988, 89, 90, 91 (Capt.)
 Kidd, George, 1992, 93, 94, 95
 McRee, Kenny, 1945
 Smith, Jeff, 1981, 82, 84, 85
 Smith, Larry, 1989
 Via, Mike, 1986 (Service)
 Woods, Gerald, 1963, 64, 65
Morristown
 Ashford, Patrick, 2014, 15
 Christmas, E. K., 1924

Gratz, Bobby, 1963, 64, 65
 Hale, Jerronne, 2002 (Service)
 Helton, L. T., 1960, 62
 Jellicorse, Reggie, 1964, 65
 Jones, Frank D., 1926
 Sanders, Randy, 1985, 86, 87, 88
 Spooone, Bill, 1953
 Stewart, James, 1991, 92, 93, 94
 Wemlinger, Gary, 1969
Mt. Juliet
 Hibbett, Johnny, 1983, 84, 85, 86
 Pafford, R. W., 1904, 05
Mt. Pleasant
 Powell, John, 1951, 52, 53
Mumford
 Jones, Johnnie, 1982, 83, 84 (Capt.)
 Witherington, Sid, 1973
Murfreesboro
 Allen, Mikki, 1996, 97, 98, 99
 Carter, Howard, 1976 (Service)
 Demastus, Mike, 1974, 75 (Service)
 Griffin, Gerald, 1996, 97, 98, 99
 Hayes, Joe Black, 1936, 36, 37
 (Capt.)
 Hughes, Montori, 2009, 10
 Jennings, Jauan, 2015, 16
 Jones, Jack, 2015, 16
 Locke, Eric, 2000
 Morton, Bobby, 1962, 63
 Parsons, David, 1974, 75, 76
 Peebles, Antron, 1996, 97, 98
 Trece, Chris, 1987
Nashville
 Amonette, Jason, 1993 (Service)
 Armstrong, Carlton, 1979, 80, 81
 Barnett, Derek, 2014, 15, 16
 Bartholomew, Ben, 2008, 09, 11, 12
 Bartholomew, Will, 1998, 99, 00, 01
 (Capt.)
 Bass, Ben, 1969
 Baucom, Tom, 1967, 68, 69
 Biggers, Kurston, 1999
 Brown, Herbert T., 1928, 29, 30
 Bush, Wayne, 1962, 63
 Campbell, David, 1971, 72, 73
 Carter, Jacob, 2012, 13, 14
 Carter, Tony, 1984 (Service)
 Carter, Vince, 1984, 85, 86
 Davis, Keith, 1985, 86, 87, 88
 Decker, James Quinn, 1928, 29, 30
 Denney, Austin, 1965, 66 (Capt.)
 Disspayne, Elmer, 1939
 Dudley, Bubba, 1969
 Filson, Dave, 1968, 69
 Fisher, Lavoisier, 1982, 83, 84, 85
 Fisher, Walter, 2006, 07, 08
 Fitzgerald, Maurice (Buck), 1998,
 99, 00, 01
 Fleming, Cory, 1990, 91, 92, 93
 (Capt.)
 Foxall, Joe, 1960, 61, 62
 Frank, Milton, 1931, 32, 33
 Gaines, Greg, 1978, 80
 Gaylor, Jim, 1975, 76, 77
 Goodrich, Guinn B., 1932, 33
 Gordon, Eric, 2010, 11, 12
 Gordy, John, 1954, 55, 56 (Capt.)
 Hackman, J. S. (Buddy), 1928, 29, 30
 Henderson, John N., 1999, 00, 01
 (Capt.)
 Hill, Claude, 1946, 47, 48

GENERAL

STAFF

PLAYERS

REVIEW

HISTORY

HONORS

VOLMANAC

RECORDS



Holbert, David, 2004, 05, 06, 08
(Service)

Husband, Tom, 1958, 60

Ingram, Phil, 1978, 79

Jakobik, Jack, 1991, 92

Johnson, Greg, 1993, 94, 95, 96

Johnson, Neil, 1998, 99, 00

Jones, Kenny, 1978, 79, 81, 82

Jones, Mike E., 1967, 68, 69

Jones, Sam W., 1923, 24, 26

Lowe, Wes, 1989

Lynch, Brian 1997, (Service)

Maxwell, Jim, 1970, 71

McClain, Lester, 1968, 69, 70

Miller, Jim, 1983, 84, 85, 86

Mixon, Manley, 1968, 69, 70

Mondelli, Jim, 1967, 68

Patterson, Bobby, 1967, 69

Patterson, Jack, 1963, 64, 65

Phillips, Kyle, 2015, 16

Phillips, Mose, 1991, 92, 93, 94

Poe, Matt , 1994 (Service)

Powell, Jeff, 1985

Proctor, J. B., 1946, 47, 48

Richardson, Antonio, 2011, 12, 13

Ridley, Reggie, 2001 (Service)

Robertson, Jashon, 2014, 15, 16

Robinson, Tom, 1923, 24, 25

Rogers, Austin, 2007, 08, 09

(Service)

Rogers, Zach, 2009, 10, 11, 12

Saunders, W. Raymond, 1929, 30, 31

Silvey, George, 1968, 70, 71

Smith, Wayne, 1968, 69

Sneed, W. Bush, 1923

Spivey, Jeremy, 1992

Stacey, Dan, 2000, 01

Stone, James, 2010, 11, 12, 13

Talbot, Joe, 1923

Tomlinson, Billy, 1963, 64, 65

Waddell, Ken, 1959, 60

Wade, John, 1979

Williams, Jay, 1977, 78, 79, 80

Newcomb

Sharp, Brad, 2003 (Service)

New Market

Huff, Avery, 1980

Riley, Spencer, 1996, 97, 98, 99

(Capt.)

Newport

Henry, Duan, 1982

Martin, Craig, 1990, 91

Niota

Thompson, Johnny, 1970, 72

Norris

Duncan, Alan, 1978, 79, 80

Oak Grove

Fairfield, C. D., 1897

Oak Ridge

Colquitt, Jerry, 1991, 92, 93, 94

Griffith, Dave, 1952, 53

Grubb, Jim, 1956, 57

Higginbotham, Roger, 1974

Lanter, Bill, 1956, 57

Lee, Alan, 1974

Love, Emmon, 1971, 72, 73

Pope, Jackie, 1960

Richards, Larry, 1960, 61, 62

Shaffer, David, 1971, 72, 73

Stephens, Don, 1958

Summers, Shawn, 1992, 93, 94, 95

Walker, Jeff, 1975

Old Hickory

Clay, Boyd, 1937, 38, 39

Oliver Springs

Kreis, Gary, 1967, 68, 69

Oltewah

Smith, Jacques, 2010, 11, 12, 13

Paris

Humphreys, Cecil C. (Sonny), 1933,

34, 35

Scholes, Charles, 1954

Smith, Gordon E., 1931, 32, 33

Teague, Marsalis, 2009, 10, 11, 12

Perryville

Striegel, Roy B. (Pap), 1919, 20, 21,

22 (Capt.)

Philadelphia

Wilkerson, Bruce, 1983, 84, 85, 86

(Capt.)

Pikeville

Boynton, John, 1965, 66, 67

Thomas, Houston, 1987, 88, 89

Portland

Bailey, John (Skeeter) W., 1938

McClothin, Bill, 1970, 71, 72

Wallen, Joe, 1936, 38, 39

Powell

Drummer, Tyler, 2012, 13

Powell Station

Dougherty, Nathan W., 1906, 07, 08,

09 (Capt.)

Pulaski

Abernathy, George T., 1926, 27

Aymett, Julian, 1902, 03

Denbo, Don, 1968, 69, 70

Edgmon, Sam, 2009

Gordon, Bobby, 1955, 56, 57

Redding, Jack, 1944

Rockford

Emert, Justin, 1998 (Service)

Rockwood

Baker, W. G., 1906, 07, 08

Rogersville

Winstead, Jid, 1956

Sale Creek

Holland, Mark, 1992, 93, 94

Savannah

Barnhill, John, 1925, 26, 27 (Capt.)

Kerr, R. V., 1911, 12, 13, 14

Thompson, Joe, 1969, 70, 71

Selmer

Finlayson, Jake, 2002, 03, 05

Finlayson, John, 1998, 99, 00, 01

Sevierville

Cox, William G., 1929, 31

Layman, Jason, 1992, 93, 94, 95

(Capt.)

Mathews, Joey, 1999, 00, 01

McCroskey, Frank, 1952, 53

Sewanee

Majors, Bill, 1958, 59, 60

Majors, Bobby, 1969, 70, 71

Seymour

Atchley, Randy, 1984 (Service)

Galyon, Scott, 1992, 93, 94, 95

(Capt.)

Shelbyville

Coffey, Charles, 1953, 54, 55

Gleaves, Bob, 1956

McCroskey, Clemmons, 1989, 90

Palmer, Edwin C., 1933, 34, 35

(Capt.)

Shofner, Austin C., 1936

Signal Mountain

Sullivan, Jimmy, 1962, 64

Smyrna

Johnson, Marsalous, 2006, 07, 08,

09

Wilks, Rod, 2009, 11, 12

Soddy Daisy

Upton, Mark, 1993

Somerville

Armstrong, Murray, 1956, 57, 58

Bennett, Tom L., 1969, 70, 71

Rike, Jim, 1938, 39

South Pittsburg

Dietzen, Walter N., 1919, 20, 21

Moore, Eddie, 1999, 00, 01, 02

(Capt.)

Neff, Herbert Artie, 1922, 23, 24, 25

Phillips, Jimmie R., 1920, 22

Smith, Kenny, 1997

Sparta

Cantrell, Edd M., 1953, 54, 55, 56

Johnson, Bill, 1955, 56, 57 (Capt.)

Little, Joseph P. (Joe), 1936, 37, 38

Mitchell, Stan, 1963, 64, 65

Mitchell, Steve, 1971, 72, 73

Spring City

Benton, Charles, 1983, 84, 85, 86

Brengle, Bobby, 1952, 53, 54

Douglas, David, 1984, 85

Douglas, Steve, 1983, 84

Gillespie, Charles, 1979, 82

Spring Hill

Gaulden, Rashaan, 2014, 16

Peery, Arnall, 1906, 07, 08, 09

Wells, Scott, 2000, 01, 02, 03 (Capt.)

Wharton, Vic, 2014

Sweetwater

Cleveland, Terence, 1986, 87, 88, 89

Cozart, Joe, 1981, 82

Kile, Jack, 1959

Vick, Warren, 1941

Talbot

Crossley, Andrew, 2003 (Service)

Tellico Plains

Phillips, Ed, 1963

Stratton, Mike, 1959, 60, 61

Ten Mile

Letner, Cotton, 1958, 59, 60

Trenton

Long, R. A., 1942, 45, 46

Tullahoma

Anderson, Malcolm S., 1932, 33, 34

Brixey, Tom, 1948, 49

Campbell, M. R., 1896, 99

Duvall, Jim, 1975, 76, 77

Ellis, Dick, 1967

Tusculum

Doak, Alf, 1920

Union City

Adkins, Stockton, 1955, 56, 57

Jernigan, Tom, 1967, 68

Phillips, Marvin, 1958, 59, 60

Walland

Dalton, Benny, 1968, 69

Dalton, Bob, 1961, 62, 63

Waverly

Baird, Doug, 1987, 88, 89, 90

Waynesboro

McClain, Hubert, 1961

White Bluff

Williams, Robert, 2005 (Service)

Winchester

Fulmer, Phillip, 1969, 70, 71
Hall, Jeff, 1995, 96, 97, 98 (Capt.)
Rudder, Bill, 1971, 72, 73

Woodbury

Robinson, Ray, 1985, 86, 87, 88

■ ALABAMA

Anniston

Blair, Dontavious, 2015

Athens

Brown, Wes, 2006, 07, 08, 09

Birmingham

Anderson, Carson, 2012
Browne, David, 1968, 69, 70
Caldwell, Mike, 1972, 73, 74
Crump, Raiques, 2010, 11, 12, 13
Garmon, Bob, 1985, 86, 87
Logan, Kim, 1975, 76, 77
Meek, Bill, 1940, 41, 42
Poole, Robert, 1994, 95, 96, 97
Sutton, Phil, 1978, 79

Bridgeport

Robinson, Tyrone, 1985, 86

Carbon Hill

Darty, Landon, 1955, 56, 57

Florence

Akin, Brent, 1978 (Service)
Anderson, Charlie, DE, 1974, 75, 76
Gooch, Mike, 1965, 67, 68

Gordo

Lanier, Izauea, 2011

Heflin

Wright, Gary, 1966, 67

Homewood

Powers, Rick, 1976, 77

Hoover

Propst, John, 2010, 11, 12, 13

Huntsville

Burns, Mark, 1979, 80, 81
Butler, Ed, 1999, 00, 01
Cooper, Kenneth, 1981, 82, 83, 84
Holloway, Condredge, 1972, 73, 74
(Capt.)

Kent, Jermaine, 2001 (Service)

Kent, Joey, 1993, 94, 95, 96

Malone, Robert, 1976, 78

Moore, Rashad, 1999, 00, 01, 02

Phillips, Greg, 1975, 76

Rowan, Billy Joe, 1946, 47

Swain, Jayson, 2003, 04, 05, 06

Jackson

Bryant, Gavin, 2015, 16

Irondale

Hobby, Marion, 1986, 87, 88, 89
(Capt.)

Meridianville

Moon, David, 1984

Mobile

Bohannon, Willie, 2009, 10, 11, 12
Kimbrough, Charles, 1985, 86, 87
Lewis, Roderick, 1990, 91
Martin, Tee, 1996, 97, 98, 99 (Capt.)
Powe, Roc, 1991

Montgomery

Downey, Pat, 1962, 63
Flowers, Richmond, 1966, 67, 68
Trott, Stan, 1970, 71, 72,
Weary, Fred, 1998, 99, 01 (Capt.)
Williams, Keldrick, 2002

Muscle Shoals

Allen, Jason, 2002, 03, 04 (Capt.),
05 (Capt.)

Opelika

Larkins, Corey, 2001, 02, 03, 04

Oxford

Carson, Allan, 2011

Prichard

Bennett, Fred, 1984, 85, 86
Wilson, Charles, 1984, 85, 86, 87

Russellville

Sears, Arron, 2003, 04, 05, 06

Sheffield

Crowson, Larry, 1951
Finch, Kelsey, 1976, 77, 78

Tuscaloosa

Gann, Gene, 1960, 61

Tuscumbia

Summerhill, Deanthonie, 2013

York

Edmonds, H. M., 1896, 97, 1900

■ ALASKA

Fairbanks

Bonham, Shane, 1992, 93

■ ARIZONA

Mesa

Binion, Larry, 1995, 96

Phoenix

Fair, Terry, 1994, 95, 96, 97

■ ARKANSAS

Augusta

Turner, James, 2004, 05

Clarendon

Houston, Cedric, 2001, 02, 03, 04

Jonesboro

Coleman, Reggie 1999, 00, 01

Jones, Greg, 2002, 03

Newport

Ratliff, Leslie, 1992, 93, 94

Warren

Fellows, Roshawn, 2004, 05
Kemp, Ricardo, 2006, 07
Smith, Bret, 2003, 2004, 05, 06

■ CALIFORNIA

Antioch

Toeaina, Albert, 2004, 05

Bakersfield

Darr, Matt, 2011, 12
Dunkin, Jim, 1983, 84

Berkeley

Howard, Anthony, 1985, 86

Carson

Burnett, Kevin, 2000, 01, 03 (Capt.),
04 (Capt.)

Moore, Byron, 2011, 12, 13

Compton

Mixon, Dimarya, 2014, 15, 16

Cypress

Alatorre, Steve, 1980, 81

Fountain Valley

Valbuena, Gary, 1972, 73

Granada Hills

Granzow, Judd, 1998, 99

Huntington Beach

Aiello, Sam, 1982

Ishii, Dusty, 2003

Irvine

Gerardi, Greg, 1990

Julian

Pope, Cody, 2010

Kingsburg

Bray, Tyler, 2010, 11, 12

Lomita

Carr, J.R., 2011, 12, 13

Long Beach

Morris, Randall, 1980, 81, 82, 83

Los Angeles

Dafney, Bernard, 1990, 91

Mims, Chris, 1990, 91

Moorpark

Weaver, Mark, 2002 (Service)

Northridge

Clausen, Casey, 2000, 01, 02, 03
(Capt.)

Jackson, Malik, 2010, 11

Oakland

Ransom, Lester, 2005 (Service)

Simmons, Tony, 1982, 83, 84

Paramount

Veal, Demetrian, 2001, 02

Pasadena

Miller, Anthony, 1986, 87

Sacramento

Smith, Onterio, 1999

Stallworth, Donte', 1999, 00, 01

San Bernardino

Swanson, Eric, 1984, 85

San Diego

Foster, Arian, 2005, 06, 07, 08

San Jose

Wilson, Gibril, 2002, 03

San Ramon

O'Neal, Kenny, 2007

Thousand Oaks

Clausen, Rick, 2004, 05 (Capt.)

Valencia

Rivera, Mychal, 2010, 11, 12

Walnut Creek

McKenzie Jr., Reginald Kahlil, 2015, 16

Simon, Kevin, 2002, 03, 05

Whittier

Mauriello, Bob, 1966

■ CONNECTICUT

Bridgeport

DeHart, Dick, 1966 (Service)
Dobelstein, Robert, 1942, 44 (Capt.),
45

Dobelstein, Russ, 1944, 45, 46

Falco, Joe, 1963, 64

Hubbell, Franklin S. (Bud), 1941,
42, 46

Hubbell, Webster E., 1941

Pedersen, Arnold, 1962, 63

Wildman, Charles, 1944, 45, 46, 47

New Britain

Middleton, Albert, 1932

South Windsor

Symonds, Brad, 1994 (Service)

Stamford

Mayes, Vin, 1966 (Service)

■ DELAWARE

Delmar

Ellis, Alex, 2014, 15

Wilmington

Davis, Vando, 1986, 87, 88



■ FLORIDA

Apopka

Elmore, Kent, 1988, 89

Smith, Tom, 2013

Bartow

Frazier, Bobby 1963, 64, 65

Boca Raton

Sullenger, Owen, 1996

Bradenton

Anderson, Bill, 1955, 56, 57

Gooden, Bernard, 1999, 00

Brooksville

Bronson, Tom, 1987

Fisher, Tom, 1964, 65

Clearwater

Hunt, George, 1969, 70, 71

Clewiston

Glass, Glenn, 1959, 60, 61

Cooper City

Johnson, Lemond, 2013, 14

Coral Gables

McDougal, Ed, 1974 (Service)

Coral Springs

Palardy, Michael, 2010, 11, 12, 13

Daytona Beach

Lane, Marlin, Jr., 2011, 12, 13, 14

Deerfield Beach

Schaeffer, Brent, 2004

Delray Beach

Clark, Vince, 1982, 83, 84

Jester Nick, 1992, 93, 94, 96

Eau Gallie

Callaway, Richard, 1967, 68, 69

Fort Lauderdale

Cannon, Gary, 1960, 61

Miley, Floyd, 1988, 89, 90, 91

Reich, Phil, 1987

Fort Pierce

Phillips, Vernon, 1980

Frostproof

Harper, Alvin, 1987, 88, 89, 90

Henry, Travis, 1997, 98, 99, 00

Fruit Cove

Peterman, Nathan, 2013, 14

Gainesville

Bronson, Tommy E., 1955, 56, 57

Dickey, Daryl, 1984, 85

Hahn, Jimmy C., 1966, 67, 68

(Service)

Saulsbury, Trevarris, 2012, 13

Williams, Jordan, 2011, 12, 13, 14

Graceville

Stokes, Charles, 1950, 51

Immokalee

Saint Preux, Ovince, 2002, 04

Jacksonville

Bynum, Kenny, 2014, 15, 16

Crain, Michael, 2007

Gordon, Milton, 1986

Lambert, Ken, 1971, 72

Nettles, Ray, 1969, 70, 71

Newsome, Scott, 2002, 03, 04

Partin, Maxwell R., 1941, 45, 46

Sollee, Neyle, 1958, 59

Wallace, Randy, 1974, 75, 76

Watts, Jim, 1972, 73, 74 (Capt.)

Key Biscayne

Burke, Greg, 1989, 90

Lake Butler

Thomas, Jimmy, 1967, 68, 69

Lake City

Sandlin, Bobby, 1956, 57, 58

Lake Wales

Thompson, Tony, 1988, 89, 90

Lakeland

Evans, Art, 2008, 09, 10, 11

Harrison, Jim, 1979 (Service)

Largo

Stowers, Donnie, 1977 (Service)

Lauderdale Lakes

Brown, Tony, 2001, 02, 03, 04

(Capt.)

Gray, Daniel, 2012

Mitchell, Cleon, 1993

Williams, Gerald, 2008, 09, 10

Longwood

Dilemme, Bill, 1991

Marianna

Bevis, William (Billy), 1942, 44, 45

(Capt.)

Merritt Island

Brady, David, 1973, 74, 75, 76

Miami

Coleman, Wayne A., 1960, 61, 62

Daniels, Terry, 1979, 80, 81

Morley, Demetrice, 2005, 06, 08

Morris, Horace, 1991, 92, 93 (Capt.)

Powell, Jim, 1942, 46, 47, 48 (Capt.)

Priest, Tom, 1953, 55

Revez, Carlos, 1985, 86

Revez, Fuad, 1981, 82, 83, 84

Reyes, Orlando, 1986

Simons, Kevin, 1985, 86, 87, 88

Tanner, Larry, 1939

Taylor, Lenny, 1981, 82, 83

Thomas, Dave, 1990

Warren, Buist, 1938, 39, 40

Young, Eddie, 1955

Ziegler, Kelly, 1984, 85, 86, 87

(Capt.)

Midland

Edmiston, Don (Speedy), 1939,

40, 41

Mulberry

Ellis, Carl, 1963, 64

Naples

Byrd, Tyler, 2016

Fils-aime, Carlin, 2016

Herrera, Anthony, 2000, 01, 02, 03

New Smyrna Beach

Peterson, Trey, 1993, 94, 95

Ocala

Edwards, Skip, 1964, 66

Ellspermann, Steve, 1966 (Service)

Lincoln, Daniel, 2007, 08, 09, 10

Orlando

Couch, Maurice, 2011, 12

Howard, Alton, 2012, 13, 14

Palatka

Johnson, Carl, 1970, 71, 72

Pensacola

Payne, Harold (Herky), 1949, 50, 51

Washington, Anthony, 1976

Plantation

Fagan, Jomo, 2002, 03, 04

Johnson, Brandon, 2016

Ponte Vedra Beach

Bates, Dillon, 2015, 16

Port Orange

Wold, Steve, 1968, 69, 70

Punta Gorda

Reed, Justin, 2003, 04, 05

Riviera Beach

Brown, Richard, 1984, 85

Royal Palm Beach

Battle, Julian, 2001, 02

Sarasota

Archibald, Doug, 1964, 65, 66

Carter, Al, 1955, 56, 57

Hannon, Chris, 2002, 03, 04, 05

Stottlemeyer, Dave, 1955, 56, 57

Traa, Michael, 1997

Sebring

Sanders, Jesse, 1992, 93, 94, 95

Shalimar

Coffey, Bryan, 1985

St. Augustine

Hancock, Quintin, 2007, 08, 09

St. Petersburg

Haslam, Jim, 1950, 51, 52 (Capt.)

Hutchinson, Byron, 1942

Nowling, William E., 1940, 41, 42

Sunrise

Vladimir Richard, 2007, 08, 09

Tallahassee

Hand, Omari, 1999, 00, 01, 02 (Capt.)

Robinson, Tony, 1983, 84, 85

Tampa

Bennett, Andy, 1969, 71

Dorsey, Albert, 1965, 67

Edmonds, Derrick, 1996, 97, 98, 99

Gunn, Carlton, 1979

Killian, Gene, 1971, 72, 73

Kiner, Steve, 1967, 68, 69

Raulerson, Ray, 2015

Shannon, H. I., 1908, 09

Titusville

Storey, Jake, 2009, 10

Vero Beach

Jackson, Marcus, 2011, 12, 14

West Palm Beach

Maggitt, Curt, 2011, 12, 14

Winter Garden

Vereen, Corey, 2013, 14, 15, 16

■ GEORGIA

Albany

Revill, William, 2002, 03

Alpharetta

Dobbs, Joshua, 2013, 14, 15, 16 (Capt.)

Americus

Burton, Lee Otis, 1978

Parrish, Doug, 1979, 80, 81, 82

Sims, Tommy, 1982, 83, 84, 85

(Capt.)

Whitehead, Mike, 1985, 86, 87

Athens

Allen, David C., 1970, 71, 72

Campbell, Tony, 2000, 01

Smith, Chuck, 1990, 91

Watson, Quenshaun, 2012

Woodruff, George (Bob), 1936, 37,

38

Atlanta

Abernathy, Micah, 2015, 16

Abernathy IV, Ralph, 2015

Barron, David, 1974, 75, 76, 77

Berkhan, Rick, 1977 (Service)

Bolton, Chris, 1977, 78, 79, 80

Bullard, Ralph, 1974, 75, 76, 77

Carmichael, Nick, 1971, 72, 73

Furlow, Derrick, 2009

Graddy, Sam, 1985, 86

Heath, Ricky, 1973

Jenkins, Lee, 1980, 81, 82

Johnson, Inquoris (Inky), 2004, 05, 06
 Lewis, Jamal, 1997, 98, 99
 Myles Jr., Darren, 2009
 Rabenstein, Russ, 1973, 74, 75
 Terry, Mike, 1979, 81, 82
 Wyche, Bubba, 1967, 68

Augusta
 Grant, Deon, 1997, 98, 99
 Gray, Glenn, 1963, 64, 65
 Inglett, Paul, 1959, 60
 Krause, Dick, 1958

Bonaire
 Sessions, Anthony, 1999, 00

Brunswick
 Coleman, Justin 2011, 12, 13, 14

Buford
 Smith, Austin, 2015

Calhoun
 Rogers, Da’Rick, 2010, 11

Cartersville
 Leachman, Lamar, 1952, 53, 55

Cedartown
 Gammage, Elliott, 1965, 66, 67

Chamblee
 Ackermann, Norbert J. Jr., 1963, 64
 Cofer, Mike E. , 1979, 80, 81
 Spiva, Andy, 1973, 74, 75, 76 (Capt.)

Clarkston
 Coleman, Cosey, 1997, 98, 99

Cohutta
 Young, Sean, 2000, 01, 02, 03

College Park
 Fowlkes, Steven, 2012
 Walker, Shon, 1988, 89, 90, 91

Columbus
 Bonner, Deion, 2012

Commerce
 Overton, Mike, 1973, 74, 75, 76

Conyers
 Jun, Reggie, 2013

Cordele
 Faircloth, Mallon, 1961, 62, 63

Dalton
 Hair, Sammy, 1972, 73, 74
 Mayo, Bill, 1981, 82, 83, 84
 Raines, Stephau, 2009
 Starling, Marcus, 1977, 78
 Thomason, Brett, 2008 (Service)
 Townsend, Ricky, 1972, 73, 74
 Weatherford, Jim, 1966, 67, 68

Dawsonville
 Cunningham, Chad, 2007, 08, 09, 10

Decatur
 Chadwick, Dennis, 1970, 71, 72
 Chadwick, Walter, 1965, 66, 67
 Kell, Chip, 1968, 69, 70

Doraville
 Fitzpatrick, Tim, 1973, 74, 75

Douglas
 Tucker, Glen, 1976, 77

Douglasville
 Grimes, Bill, 2006 (Service)

Dublin
 Wynn, Herman D. (Breezy), 1931, 32, 33

Duluth
 Warrior, Nigel, 2016

Dunwoody
 King, Justin, 2012, 13

Elenwood
 Dallas, Vincent, 2011, 12

Fairburn
 Berry, Eric, 2007, 08 (Capt.), 09 (Capt.)
 Berry, Elliott, 2014, 15, 16
 Berry, Evan, 2014, 15, 16

Fayetteville
 Neal, Rajion, 2010, 11, 12, 13

Forsyth
 Toles, Alvin, 1981, 82, 83, 84

Fort Valley
 Davis, Antone, 1987, 88, 89, 90

Ft. Oglethorpe
 Poole, Steve, 1973, 74, 75

Gainesville
 Johnson, A.J., 2011, 12, 13, 14
 West, Tommy, 1973, 74, 75

Girard
 Buxton, Buck, 1996, 97

Griffin
 Gault, Willie, 1979, 80, 81, 82
 Talley, Ben, 1991, 92, 93, 94 (Capt.)
 McDaniel, Victor, 1983
 Richards, Willie, 1992
 White, Fred, 1996, 97, 98, 99

Hampton
 Williams, Preston, 2015

Jesup
 Warren, John, 1979, 80, 81, 82

Jonesboro
 Greene, Ben, 2004, 05, 06
 Horn, David, 1992, 93, 94, 95
 Parker, Anthony, 2005, 06, 07, 08
 Smith, Tracy, 1990, 91, 92
 Sutton, Cameron, 2013, 14, 15, 16 (Capt.)

Kennesaw
 Randolph, Brian, 2011
 Scandrett, David, 1982, 83

Lafayette
 Careathers, Paul, 1972, 73, 74
 Hannah, Carl, 1956
 Shields, Lebron, 1958, 59
 Suttle, Chevette, 1980

Lawrenceville
 Buchanan, Baylen, 2016

Lithonia
 Golden, Tad, 1998, 99, 00, 01
 Stallworth, Thomas, 2001
 Thompson, LaMarcus, 2007, 08, 09, 10

Locust Grove
 McDowell, Cortez, 2014, 15, 16

Mableton
 Cunningham, Rory, 1980
 Wheeler, Ronnie, 1973, 74, 75

Macon
 Brown, Terry, 1983, 84, 85, 86
 Jackson, Leonard, 1980, 81
 Kendrick, Edward, 1999, 00, 02
 Williams, Owen, 2014, 15

Marietta
 Hall, Jason, 2002, 03, 04, 05
 Jenkins, Ryan, 2014
 McCallum, Chip, 1988, 89
 Newman, Phillip, 2002, 03 (Service)
 Randolph, Brian, 2011, 13, 14, 15
 Shaw, Robert, 1975, 76, 77, 78 (Capt.)
 Smith, Mike 1973, 75 (Service)
 Tinsley, Derrick, 2001, 02, 03, 04
 Wilson, Eddie, 1971, 72, 73

Norcross

Croom, Jason, 2013, 14, 16
 Kamara, Alvin, 2015, 16 (Capt.)

Oxford
 Carter, Dale, 1990, 91

Powder Springs
 Johnson, Steve, 1994, 95, 97, 98
 Suggs, A.J., 2000

Ringgold
 Patterson, Don, 1958, 59, 60

Riverdale
 Olasimbo, Roy, 2007
 Scott, Chris, 2006, 07, 08, 09

Rome
 Darville, Stephen, 2008 (Service)
 Doolin, Phil, 1973

Rossville
 Scott, Bobby, 1968, 69, 70
 Ritchey, Jim, 1954

Savannah
 Brown, Victor, 1992, 93
 Warren, Dewey, 1965, 66, 67

Scottdale
 Frost, Tim, 1992

Stone Mountain
 Davis, Jabari, 2001, 02, 03, 04
 Mitchell-Thornton, Nigel, 2009, 10, 11
 Pearce, Lanny, 1968

Sugar Hill
 Picou, Quay, 2015, 16

Summerville
 Parrish, Jarod, 2003, 04, 06, 07

Suwanee
 Freeman, Brent, 2008 (Service)
 James, Ja’Wuan, 2010, 11, 12, 13

Thomasville
 Wilson, Dwight, 1980

Tifton
 Holt, Ricky, 1981, 82, 83

Toccoa
 Poole, Tauren, 2008, 09, 10 (Capt.), 11 (Capt.)

Tucker
 Horne, Kevin, 1998 (Service)
 North, Lee, 1978, 79, 80, 81 (Capt.)

Tyrene
 Brewer, Brent, 2010, 11, 12, 13

Union City
 Boulware, Venzell, 2016

Valdosta
 Folsom, Derrick, 1989
 Orta, Geraldo, 2012, 13, 14
 Rowe, Gary, 1974, 75, 76
 Sapp, Dontavis, 2010, 11, 12, 13

Villa Rica
 Weaver, Herman, 1967, 68, 69

Warner Robins
 Callaway, Marquez, 2016
 Clark, Gregory, 2013
 Respert, Jason, 2000, 02, 03, 04 (Capt.)

Waynesboro
 Hamilton, Mercedes, 1995, 96, 97, 98 (Capt.)

Woodstock
 Harris, Christian, 2012, 13

■ **HAWAII**
Kahuku
 Mapu, Jonathan, 2002, 03, 06, 07
Kailua-Kona
 Mahelona, Jesse, 2004, 05 (Capt.)



■ IDAHO

Boise

Aitchison, Bret, 1979

Grant, Stan, 1976

Mohrman, Mike, 1972, 73, 74

Merida

Stowell, Mike, 1989, 90, 91, 92

Twin Falls

Watson, Brent, 1974, 75, 76, 77

(Capt.)

Idaho Falls

White, Brad, 1978, 79, 80 (Capt.)

■ ILLINOIS

Aurora

Munro, Colin, 1951, 53

Bolingbrook

Bandemier, Bill, 1973

Centralia

Lipscomb, Paul, 1942

Chatham

Helm, Daniel, 2014

Chicago

Cameron, A. D. (Scotty), 1912, 14, 15

Johnson, Ramone, 2008

Neal, Karlton, 2001, 02, 03, 04

Urubek, Steve, 1971, 72, 73

Crystal Lake

Fuhler, Tom, 1990, 91

East Moline

Hood, Merlyn, 1970, 71

East St. Louis

Fisher, Armandos, 1993

Hinsdale

Bayless, John D., 1931, 32, 33

Homewood

Fulton, Zach, 2010, 11, 12, 13

Mascoutah

Milton, Matt, 20011

Mt. Prospect

Francis, Jeff, 1985, 86, 87, 88

O'Fallon

Hendrix, Dewayne, 2014

Oak Lawn

Goodrich, Dwayne, 1996, 97, 98, 99

Shorewood

Parker, Eric, 1998, 99, 00, 01

■ INDIANA

Fort Wayne

Hyde, Jerry, 1951, 52, 53

Rushin, Don, 1954

Indianapolis

Banks, James, 2002, 03

Kirkland Jr, Darrin, 2015, 16

LaPorte

Szawara, Al, 1976

South Bend

Henderson, Sam, 1982, 83, 85

Syracuse

Chang, Peter, 2005

Vincennes

Allen, Jimmy, 1970

■ IOWA

Ames

Benson, Chris, 1989

Corydon

Clayton, Rufus, 1922

Davenport

Herrmann, Gary, 1951

Moeller, Gene, 1951, 52

Iowa City

Davis, Dorian, 2006, 07

Marcus

Hueser, Vernon, 1946, 47, 48

■ KANSAS

Lawrence

DeLong, Keith, 1985, 86, 87, 88

(Capt.)

Leavenworth

George, Jeff, 2016

Lenora

Teel, Jerry, 1991

Wichita

Brown, Bryce, 2009

Nelson, Lance, 1990

■ KENTUCKY

Berea

Stocker, Luke, 2007, 08, 09, 10

(Capt.)

Campbellsville

Wagster, John, 1970, 71, 72

Corbin

Bible, Alvah, 1970 (Service)

Danville

Chambers, Harold, 1960

Ford, Chester, 1994, 95, 96

Elizabethtown

Bennett, William R. (Bill), 1956, 57

Bird, Terry, 1964, 65, 66

Fleming

Stapleton, Clayton, 1941, 46, 47

Fort Thomas

Smith, Rob, 2002, 04, 05 (Capt.)

Franklin

Roe, Joe, 1957

Young, Jimmy, 1970, 71, 72

Fulton

Roberts, Louis T., 1928, 29, 30

Hazard

Burklow, Sammy, 1956, 57, 58

Jackson

Fugate, Channing, 2010, 11, 12

Kenvir

Asbury, E. J., 1944, 45

Louisville

Ackermann, Norbert J. Sr., 1939, 40

Autry, Keith, 1974

Cissell, Don, 1959, 60

Coleman, Chuck, 1981, 82, 83

Embry, Jim, 1974

Hayden, Jerrod, 1997

Jackson, Bernard, 1998, 99, 00, 01

Johnson, Shawn, 1996, 97

Jones, Montrell, 2001, 02

Klarer, Rudolph (Rudy), 1941, 42

Lampley, Brad, 1996

Marquart, Cliff, 1959, 60, 61

McQuady, Claude, 1945

Mulloy, Richard, 1939, 40, 41

Taylor, Leland, 1993, 94

Theiler, Gary, 1969, 70, 71

Thomas, Brent, 2000

Mayfield

Stephenson, Casey, 1944, 45

Middlesboro

Fuson, Clyde (Ig), 1942

Murray

Porter, Steve, 1976, 77, 78

Richmond

Faulkner, Craig, 1990, 91, 92, 93

(Capt.)

Morton, Robert, 1975

Somerset

Hunter, George L., 1936, 37, 38

Jasper, Bill, 1949, 50, 51

South Fulton

Lowe, Jim, 1963, 65

■ LOUISIANA

Abbeville

Mitchell, Jason, 2002, 03, 04, 05

Baton Rouge

Gaines, Cory, 1995, 96, 97

LaCoste, Kelley, 1967

Lathers, Herman, 2009, 10, 12

Thomas, Dallas, 2009, 10, 11, 12

Carencro

Taylor, Lucas, 2006, 07, 08 (Capt.)

Clinton

Waggoner, Prentiss, 2009, 10, 11, 12

Covington

Silvan, Nilo, 1992, 93, 94

Destrehan

Brown, Chris, 2004, 05, 06, 07

Lafayette

Begnaud, Shane, 1993, 95, 97

Pratt, Troy, 1996

Shaw, Jarrod, 2008, 09, 10

Lake Charles

Jackson, Janzen, 2009, 10

Marrero

Reado, Jarvis, 1995, 97, 98

Metairie

Chauvin, Christian, 2001 (Service)

Davis, Harlan, 1990

New Orleans

Lauricella, Hank, 1949, 50, 51

Manning, Peyton, 1994, 95, 96, 97

(Capt.)

Thompson, Raynoch, 1997, 98, 99

Norco

Emery, John, 1993, 94

Sentimore, Darrington, 2012

Plaquemine

Williams, Ja'Kouri, 2005, 06, 07

River Ridge

Beron, Billy, 1994, 95, 96

Ruston

Peace, Robert, 2000, 01, 02, 03

Shreveport

Wade, Jonathan, 2002, 04, 05, 06

Zachary

Scott, Leonard, 1999, 00, 01, 02

■ MARYLAND

Accokeek

Harris, Paul, 2013

Baltimore

Brandau, Arthur, 1942

Creamer, Andre, 1984, 85, 86, 87

Kyler, Greg, 1995

Cumberland

Gaffney, James T., 1941, 42

Hagerstown

Freeman, Dewayne, 1992

Martin, Fred, 1963, 64

Oxen Hill

Duncan, Clyde, 1981, 82, 83

Severn

Henson, Tavio, 1989, 90, 91, 92

Ruth, Rodney, 1992

Severna Park

Green, Ron, 1995, 96, 97, 98

Silver Springs

Smithers, Bob, 1956

■ MASSACHUSETTS

Brockton

Gold, Bill, 1941, 42, 46

Kaseta, Vince, 1949, 50, 51

Danvers

Burnham, Bruce, 1954, 55, 56

Lawrence

Sweeney, Terry, 1953

Peabody

DeLucca, Jerry, 1954, 55

■ MICHIGAN

Birmingham

Tracy, Tom, 1953, 54

Detroit

Hayden, Aaron, 1991, 92, 93, 94

Kelly, John, 2015, 16

Vest, Roger, 1951, 52

Flint

Miller, Michael, 1980, 81, 82

O'Brien, Danny, 2013, 14, 15

Mt. Pleasant

Hartman, Kip, 2003 (Service)

Oxford

Bates, Jim, 1966, 67

Saginaw

Arnett, DeAnthony, 2011

McDaniel, Terry, 1984, 85, 86, 87

■ MISSISSIPPI

Brandon

Atherton, Myles, 1998 (Service)

Charleston

Pritchard, Ken, 1962, 63

Tedford, Gene, 1963

Collins

McNeil, Josh, 2006, 07, 08, 09

(Service)

Flora

Haralson, Parys, 2002, 03, 04

(Capt.), 05 (Capt.)

Hattiesburg

Heath, Chris, 2002, 03

Jackson

Overstreet, Will, 1998, 99, 00, 01

(Capt.)

Long Beach

Mitchell, Xavier, 2004, 05, 06, 07

Magnolia

Ratliff, Billy, 1996, 97, 98, 99 (Capt.)

McCall Creek

Jordan, Dick, 1942, 46

Natchez

Berry, James, 1978, 79, 80, 81 (Capt.)

Session, Steve, 1991, 92

Olive Branch

Walls, Marlon, 2009, 11, 12, 13

Thomas, Victor, 2008, 10

Southaven

Veazey, Burney, 1998, 99, 00

Starkville

Woods, Casey, 2005, 06, 07

Vicksburg

Darden, Brian, 1996, 97

■ MISSOURI

Cape Girardeau

Tullis, Jeff, 1989, 90, 91, 92

Joplin

Cockrell, Alan, 1981, 82, 83

Raytown

Roach, Gary, 1975

Salem

Jones, Eli, 2001 (Service)

St. Louis

Bergmeier, Ron, 1947, 48, 49

Jenkins, DeRon, 1992, 93, 94, 95

Morrow, Russ, 1944, 45

Pfeiffer, Scott, 1993, 94, 95

Wood, Carroll, 1945

Sykesville

Dutton, Cliff, 1992

■ NEW JERSEY

Brick

Panuska, Pete, 1984, 85, 86

Camden

Baker, Rashad, 2000, 01, 02, 03

(Capt.)

McBride, Turk, 2003, 04, 05, 06

Cedar Grove

Zecchino, Nick, 1986, 87, 88

Chatham

Amsler, Greg, 1986, 88, 89, 90

Delran

Duff, Bill, 1994, 95, 96, 97

East Orange

Lane, Eric, 1993, 94, 95, 96

Englewood

Hampton, Anthony, 1994, 95, 97

Flemington

Miller, Darrin, 1984, 85, 86, 87

Franklin Lakes

Simms, Matt, 2010, 11

Mendham

Zander, Carl, 1981, 82, 83, 84 (Capt.)

New Brunswick

Meseroll, Norman, 1946, 47, 48, 49

Passiac

Henton, Sterling, 1987, 89, 90

Paterson

Schwartzinger, Jimmy, 1940, 41

Rotella, Al, 1942, 46, 47

Saddle Brook

Marren, Bill, 1977, 78, 79, 80

Union

Taylor, Frank, 2003 (Service)

Verona

Rotella, Jamie, 1970, 71, 72 (Capt.)

■ NEW YORK

Albany

Peppers, Victor, 1984, 85, 86, 87

Caledonia

Poles, Roland, 1987, 88, 89, 90

East Amherst

Epstein, Adam, 1988

Epstein, Jason, 1992 (Service)

Hempstead

Oleksiak, Pat, 1952, 54

Horseheads

Baldini, Ralph, 1961

Hudson Falls

LaSorsa, Mike, 1958, 59, 60 (Capt.)

Long Island

Nickla, Ed, 1951, 52

New Paltz

Davis, Charles, 1983, 84, 85, 86

New York

Melas, Alex 1966, (Service)

Niagara Falls

Holohan, Francis, 1950, 51, 52

North Tonawanda

Beutel, Jim, 1954, 55 (Capt.)

Gust, Ron, 1952, 53, 54

Urbano, Bobby, 1956, 57, 58 (Capt.)

Urbano, Roger, 1954, 55, 56

Riverhead

Lukowski, Joe, 1957, 58, 59

Rochester

Jarvis, Ron, 1965, 66, 67

Rome

Davis, Kevin, 1974, 75, 76

Myslinski, Tom, 1988, 89, 90, 91

Syracuse

Jones, Marc, 1989, 90

Williamsville

Epstein, Adam, 1988

Schoenle, Bill, 1991

■ NEVADA

Las Vegas

McGruder, Lynn, 2000

Reno

Borgognone, Dirk, 1987

Gooch, Darin, 2010, 12

■ NORTH CAROLINA

Asheville

Bryson, William J., 1940

Gudger, V. L., 1902, 3

King, Craig, 1994, 95, 96

Little, Leonard, 1995, 96, 97 (Capt.)

Tucker, Josh, 1996, 97, 98, 99

Bessemer City

Crosby, Phillip, 1997, 98, 99

Bryson City

Shuler, Benjie, 1993, 95, 96, 97

Shuler, Heath, 1991, 92, 93

Burlington

Medford, Elijah, 2016

Canton

Gibson, Brent, 1993, 94, 95, 96

Williams, Tom, 1960, 61, 62

Catawba

Burton, Shane, 1992, 93, 94, 95

Chandler

Ensley, Jerry, 1960, 61, 62

Charlotte

Boulware, Robert, 2002, 03, 04

Gaither, Omar, 2002, 03, 04, 05

Griffin, Stephen, 2015, 16

Leak, C.J., 2002, 03, 04

Lloyd, DeAngelo, 1997, 98, 99, 00

Pearman, Bill, 1947, 49, 50, 51

North, Marquez, 2013, 14, 15

Staley, Maurice, 1994, 95

Vereen, Daryl, 2008, 09, 10, 11

Clemmons

Wendelboe, Kevin, 1991

Concord

Graham, Jay, 1993, 94, 95, 96

Cornelius

Osborne, Marquill, 2016

Fayetteville

Kirkland, Aaron, 2002

Forest City

Smith, Chavis, 2000, 01, 02, 03

Whiteside, Keyon, 1999, 00, 01, 02

Franklin

Bryson, Shawn, 1995, 96, 97, 98

(Capt.)

Greensboro

Ford, Glenn, 1979, 80
Moseley, Emmanuel, 2014, 15, 16

Harmony

James, Andre, 1998, 99, 00, 01

Havelock

Vickers, Kendal, 2014, 15, 16

Hendersonville

Marvin, Mickey, 1973, 74, 75, 76
Morgan, Ed, 1950, 51, 52

Hickory

Johnson, Austin, 2008, 09, 10, 11
(Capt.)

Jamestown

Rumsey, Tim, 1979, 80, 81, 82

Kannapolis

Stanback, Haskel, 1971, 72, 73

Lawndale

Briscoe, Josh, 2005, 06, 07

Maiden

Ramseur, Chris, 1997, 98

Marshville

Colston, Travis, 1999, 00

Midway

Tuttle, Shy, 2015, 16

Mt. Airy

Gruble, John, 1947, 48, 49, 50

Murphy

Alexander, Frank, 1950, 51, 52
Pickens, Carl, 1989, 90, 91

New Bern

Hardesty, Montario, 2006, 07,
08 (Capt.), 09 (Capt.)

New London

Owens, O.J., 2001, 03

Norton

McGuire, R. L., 1910, 11, 12

Raeford

Cameron, Bill, 1963, 64, 65

Raleigh

Coleman, Lee, 1969
Leach, Sonny, 1970, 71, 72
McCullers, Daniel, 2012, 13
Ussery, Bob, 1952, 53

Salisbury

Pulliam, Robert, 1972, 73, 74
Yarbrough, John, 1973, 74, 75

Shelby

Briscoe, Josh, 2008

Sneads Ferry

Ingram, Mark, 1995, 96

Statesville

Graham, Bobby, 1999, 00, 01

Sylva

Streater, Jimmy, 1977, 78, 79 (Capt.)

Thomasville

Smith, Jerry, 1964, 65, 66
Turnage, Gordon, 1969, 71, 72

Valdese

Williams, Bob, 1954, 55

Warrenton

Terry, Corey, 1996, 97, 98

Waynesville

Crompton, Jonathan, 2006, 07, 08,
09 (Capt.)

Weaverville

Hightower, Chris, 2000
Robinson, Harvey L., 1931, 32

Wingate

Marsh, Steven, 1999, 00, 01, 02

Winston-Salem

Graham, Conrad, 1970, 71, 72

Wardlow, Antonio, 2006, 07

■ OHIO

Akron

Lewis, LaTroy, 2013, 14, 15, 16
Reynolds, Antonio, 2004, 05, 06, 07

Alliance

Hill, Alden, 2013

Cincinnati

Blaylock, Brad, 2001 (Service)
Fletcher, Mark, 1988, 89, 90, 91
Gayles, Mike, 1974, 75, 76
Hardy, Darryl, 1988, 89, 90, 91
James, David, 1980, 81, 82
Jester, Mike, 1978, 79
Martin, Ben, 2007, 08, 09, 11 (Capt.)
Meyer, Charles, 1951

Cincinnati

Rapien, Mike, 1988, 89, 90
Reynolds, Art, 1971, 72, 73
Reynolds, Jack, 1967, 68, 69
Sabato, Al, 1942
Schaffer, Joe, 1957, 58, 59 (Capt.)
Turnbow, Jesse, 1975, 77
Webster, Chris, 1977
Wiesman, Dylan, 2013, 14, 15, 16
Williams, Russ, 1974, 75, 76, 77

Clarksburg

Johnson, Louis B. (Farmer), 1926,
27, 28

Cleveland

Barbish, Bill (Moose), 1951, 52, 53
Fisher, Bob, 1951, 52, 53
Hancock, Anthony, 1978, 79, 80, 81
Hust, Al, 1940, 41, 42 (Capt.)
Hust, Emil R., 1939, 41
McGee, Tim, 1983, 84, 85 (Capt.)
Morgan, Anthony, 1988, 89, 90
Stroud, Jack, 1947, 48, 49, 50
(Capt.)

Columbus

Canini, Pat, 1963
Naumoff, Paul, 1964, 65, 66 (Capt.)

Dayton

Brown, Laron, 1983
Days, Kelly, 1987, 88, 89, 90
McCullough, Andy, 1994, 95, 96, 97
McNamara, Jim, 1966
Price, Peerless, 1995, 96, 97, 98

Glendale

Rotroff, Roger, 1951, 52, 53

Hamilton

Myers-White, Adam, 2006, 07, 08

Hopedale

Trupovnieks, Jani, 1980, 81

Jamestown

James, Roland, 1976, 77, 78, 79
(Capt.)

Lancaster

DeFillippo, Joe, 1975 (Service)

Lima

Howard, William, 1984, 85, 86, 87

Mansfield

Ernsberger, Dick, 1949, 50, 51
Weber, Nick, 1939, 40

Mason

Munoz, Michael, 2000, 02, 03
(Capt.), 04 (Capt.)

Massillon

Daniels, Tim, 1979
Molinski, Ed, 1938, 39, 40

Mentor

Miner, Jim, 1947, 48, 49

Middletown

Blake, Tom, 1945
Truss, Shawn, 1989

Minster

Wolf, Eli, 2016
Wolf, Ethan, 2014, 15, 16

New Philadelphia

Simonetti, Leonard, 1940, 41

Orrville

Denson, Keith, 1988, 89

Parma

Olszewski, Jeff, 1979, 80, 81

Sandusky

Schwanger, Ted, 1952, 53

Sharonville

Rose, Roy Eugene, 1933, 34, 35

South Euclid

Branisel, A.J., 2013

Springfield

Costello, Mike, 1959
Evey, Dick, 1961, 62, 63
Howard, Joey, 1986, 87

Steubenville

Chadnock, John, 1944, 45
Paidousis, Mike, 1944, 45, 46

Toledo

Gordon, Rodney, 1990, 91, 92
Lincoln, Jeremy, 1987, 88, 90, 91
Webb, Chuck, 1989, 90

Washington Ct. House

Smith, Carl E., 1956, 57, 58

Wellston

Potts, Tommy, 1956, 57, 58

Willoughby

Tanner, Don, 1949

Zanesville

McBride, Junior, 1981

■ OKLAHOMA

Commerce

Furnas, Doug, 1981, 82
Furnas, Mike, 1982, 83

Edmond

Brown, Eric, 1996, 97

Jenks

Patterson, Ryan, 1990, 92, 93

Lawton

Austin, Raymond, 1993, 94, 95, 96
(Capt.)

Midwest City

Oku, David, 2009, 10

Oklahoma City

Hough, Joe, 1976, 77
Jones, Gerald, 2007, 08, 09, 10
Riffer, Eric, 1990, 91
Robinson, Diron, 1995, 96, 97, 98
Ryan, Pat, 1977

Stillwater

Johnson, Tom, 1963

Tulsa

Brown, Jonathan, 1994, 95, 96, 97
Johnson, Brandon, 2003
Meachem, Robert, 2004, 05, 06
Nash, Marcus, 1994, 95, 96, 97

Wyandotte

Derwin, Jim, 1963

■ OREGON

Hillsboro

Ainge, Erik, 2004, 05, 06, 07



■ PENNSYLVANIA

Aliquippa

Singer, Curt, 1980, 81, 82, 83

Allentown

Brozowski, John, 1969 (Service)

Ambridge

Lucci, Mike, 1960, 61 (Capt.)

Belle Vernon

Rechichar, Bert, 1949, 50, 51 (Capt.)

Berwick

DeMelfi, Joe, 1962

Blairsville

Baracca, Marty, 1960, 61

Bradenville

Yanossy, Frank, 1967, 68, 69

Chester

Gallagher, Joe, 1973, 74, 75, 76

Cheswick

Schultz, Don, 1958

Donora

Galiffa, Art, 1964, 66

Easton

Mark, Alton S., 1931, 32, 33

Eddystone

McGeehan, Chick, 1968

Erie

Mathis, Andre, 2006, 08

Hazleton

Hicks, Bob, 1947

Sekanovich, Dan, 1951, 52, 53

Indiana

Christian, Bill, 1977, 79

Johnstown

Price, Royal, 1942, 46, 47

Kane

Hillman, Bill, 1942, 46

Lansford

Vowell, Richie, 1924

Vugrin, James, 1946, 47, 48, 49

Leechburg

Kolenik, Vic, 1951, 52

Levittown

Kremser, Karl, 1967, 68

Manongahela

Gearing, Paul, 1946, 47, 48, 49

McKees Rocks

Kolinsky, Frank, 1955, 56, 57

Vituccio, Gary, 1965

Midland

Hibbard, Bob, 1954, 55, 56

Mt. Pleasant

Surlas, J. J., 1989, 90, 91, 92

Munhall

Stupar, Francis, 1949

Murrysville

Catanzano, Jon, 2005 (Service)

New Kensington

Maiure, Joe, 1950, 51, 52

New Washington

Smargiasso, Heath, 1994, 95

Philadelphia

Bellis, Leonard, 1945

Glascott, Bob, 1956

Lis, Stan, 1952

Markloff, Dave, 1949

Mayock, Dick, 1952

McFadden, Bud, 1955

McWilliams, John, 1954

Michels, John, 1950, 51, 52

Petrella, Bob, 1963, 64, 65

Weisenberg, Andrew, 1908, 09

Pittsburgh

Balitsaris, George, 1946, 47, 48

Balitsaris, Mike, 1939, 40, 41

Streno, Glenn, 1981, 82, 83

Scranton

Drost, Ray, 1942, 46, 47

Sharon

Molaskey, Ron, 1965

Smithport

Petruzzi, Leo, 1932, 33

Spring City

Tanara, Al, 1962, 63, 64

St. Michael

Kozar, Andy, 1950, 51, 52

Sykesville

Gudalis, Bill, 1958

Tamaque

Becker, Hubert, 1947

Wallingford

Jones, Mark, 2000, 01, 02, 03

Godzak, Ed, 1952

Williamsport

Bordinger, Don, 1951

Windber

Zvolerin, Bob, 1963

Yeadon

Meneses, Oscar, 1944

■ RHODE ISLAND

Cranston

Polofsky, Gordon, 1949, 50, 51

Pawtucket

Elkas, Ray, 1948, 49

Providence

Carpenter, Don, 1969, 70

Russas, Al, 1946, 47, 48

Slater, Walter, 1941, 42, 46 (Capt.)

■ SOUTH CAROLINA

Aiken

Schofield, JerQuari, 2010

Anderson

Ellis, Shaun, 1997, 98, 99

Charleston

Williams, Martin, 1988, 89,

Clio

Ayers, Robert, 2005, 06, 07, 08
(Capt.)

Columbia

McDaniel, Tony, 2003, 04, 05

Conway

Brown, Jake, 2008 (Service)

Darlington

Gandy, Richie, 2004, 05

Weatherford, Derrick, 1965, 66, 67

Dillon

Chavis, John, 1977, 78

Easley

Morgan, Stanley, 1973, 74, 75, 76

Gaffney

Coleman, Jeff, 1995, 96, 97, 98

Miller, Jaylen, 2014

Stevenson, Dominique, 1998, 99,
00, 01

Greenville

Merritt, J. B. 1968, (Service)

Mills, Joe, 1973, 74,

Greer

Cannon, Sinclair, 2005, 06, 07

Hartsville

Haynesworth, Albert, 1999, 00, 01

Hopkins

Alston, Chris, 1992

Myrtle Beach

Sumpter, Nate, 1977, 79

North Charleston

Gowdy, Jerry, 1962, 63

Norway

Brimfield, William, 2009

Pineville

Smalls, Terriea, 2002, 03

Rock Hill

Hefney, Jonathan, 2004, 05, 06, 07

Patterson, Cordarrelle, 2012

Worley, Justin, 2011, 12, 13, 14

Simpsonville

Jolley, Jack, 1979, 80

Sumter

Pair, Marques, 2013, 14

St. Mathews

Willingham, DeAngelo, 2007, 08

Union

Gregory, Kevin, 1997, 98, 99

Young, Eric, 2005, 06, 07

Walterboro

Walker, Darwin, 1997, 98, 99 (Capt.)

Wellford

Miller, Corey, 2010, 11, 12, 13

Wlnnsboro

Young, Joe, 2015

■ TEXAS

Boerne

Dormady, Quinten, 2015, 16

Bogata

Davis, John (Tex), 1951, 52

Carrollton

Weatherd, Chris, 2014, 15

Cedar Hill

Miller, Darrell, 2015

Dallas

Epps, Cortney, 1994

Levine, Mark, 1995, 96, 97

McNeil, LaDarrell, 2012, 13, 14, 15

Verner, Randy, 1974, 1975

Williams, Todd, 1994

Young, Carroll, 1956, 57

DeSota

Hale, Troy, 1985

Hendrix, Tim, 1983, 84, 85, 86

Hunt, Brian, 1985, 86, 87

Pryor, Wesley, 1983, 85, 86

Flower Mound

Stephens, Nick, 2008

Fort Worth

Miles, Willie, 1998, 99, 00, 02

Friendswood

Johnson, Johnathon, 2013, 14, 15

Garland

Diogu, Eric, 1996, 97, 98

Parker, Jason, 1992, 93, 94, 96

Houston

Asumnu, Stanley, 2006 (Service)

Killeen

Barnum, Greg, 1999

LaMarque

Douglas, Cody, 2002, 03, 04, 05

(Capt.)

Midland

Leaverton, David, 1998, 99

Mt. Pleasant

Drummond, Keith, 1954, 55

Phillips

Fowler, W. S. (Monk), 1947

Plainview

Tudor, D. Vincent, 1927, 28

Port NechesAguillard, Kyle, 1977, 78, 79
Sherman, Craig, 1899**San Antonio**

McKenzie, Nevin, 2007, 08

Sonora

Wright, George, 1957, 58

Spring

Cambell, Corey, 2003, 04, 05

Stephenville

Stewart, Brannndon, 1994

Tatum

Creer, Lennon, 2007, 08, 09

Moore, Denarius, 2007, 08, 09, 10

■ VIRGINIA

Abingdon

Knight, Steve, 1981, 82, 83

Alexandria

Foster, Clifton, 1983 (Service)

O'Neal, Art, 1963

Annandale

Frere, Rob, 1970, 71, 72

Frere, Ron, 1972 (Service)

Appalachia

Huneycutt, Ralph, 1947, 48, 49

Bassett

Mattox, Bruce, 1961, 62

Bristol

Feathers, Beattie, 1931, 32, 33

McEver, Gene, 1928, 29, 31

Smith, Thomas, 1938, 39

Walls, Alex, 1999, 00, 01, 02

Wilson, Darryal, 1981, 82

Chesapeake

Stewart, Clifton, 1967, 68

Danville

Flora, Charles, 1949, 50

Martin, Ray, 1951, 52

Dumfries

Stewart, Antwan, 2003, 05, 06

Fairfax

Behrens, John, 1975, 76 (Service)

Falls Church

Garner, Charlie, 1992, 93

Farmville

Carter, George, 1950

Gate City

Dougherty, Joe Q., 1933, 35, 36

McMeans, Neal, 1966, 67, 68

Quillen, Ford, 1958

Sivert, Jim, 1949

Wolfe, Dennis, 1976, 77, 78 (Capt.)

HamptonJeffers, Lemont Holt, 1978, 79, 80,
81 (Capt.)

Kelly, Todd, 1989, 90, 91, 92 (Capt.)

Mayo, Jerod, 2006, 07

Wilson, James, 1989, 91, 92, 93
(Capt.)

Vinson, Brent, 2007, 08

Lynchburg

Hubbard, Bill, 1953, 54

Hubbard, Hal, 1951, 52, 53

Wade, Jimmy, 1951, 52, 53, 54

Max Meadows

Thomas, Coleman, 2014, 15, 16

Maxwell

Fisher, Buddy, 1961, 62, 63 (Capt.)

Newport News

Emanuel, Frank, 1963, 64, 65

Hahn, Jimmy R., 1949, 50, 51

Pearson, Von, 2014, 15

Norfolk

Beard, Ed, 1961

Butler, Dan, 1951, 53

Daffer, Ted, 1949, 50, 51

DeLong, Ken, 1967, 68, 69

DeLong, Steve, 1962, 63, 64 (Capt.)

Lyons, Vernon, 1950, 51

Martin, David, 1997, 98, 99, 00

Mitchell, Marvin, 2002, 03, 05, 06

Sherrill, J. W., 1948, 49, 50

Yancey, David, 2004, 05, 06

Pennington Gap

Kirk, Todd, 1985, 86, 87

Petersburg

Earl, Richard, 1970, 71, 72

Portsmouth

Brunson, Mario, 1990, 91, 92, 93

Coggins, Roger, 1948, 49

Griesbach, Bob, 1952

Waff, Wayne, 1962

Radford

Mauick, Mike, 1974, 75, 76

Richlands

McGlothlin, Matt, 2003, 05, 06

Richmond

Wood, Lee, 1989, 90

Roanoke

Hall, Chance, 2015, 16

Salem

Webb, Charlton, 1975, 77, 78

Staunton

Kluge, Steve, 1979, 80, 81, 82

Stephens City

Washington, Kelley, 2001, 02

Tazewell

Beavers, Brent, 1997

Virginia Beach

Adams, Mark, 1988, 89, 90, 91

Fayton, C.J., 2002, 03, 04, 05

Hunter, Justin, 2010, 11, 12

Waverly

Taylor, Darrell, 2016

Wise

Carter, J. W., 1959, 60, 61

Woodbridge

Frazier, Savion, 2007, 08, 09, 10

Yorktown

Hovanic, Mark, 1985, 86, 87

■ WASHINGTON

Seattle

Puki, Craig, 1975, 76, 77, 78 (Capt.)

■ WEST VIRGINIA

Alderson

Shields, David, 1961

Shires, Marshall (Abe), 1938, 39, 40

Beckley

Romine, Dave, 1940

Bluefield

Davis, Bob, 1949, 50, 51

Fisher, Jody, 1941, 42

Milchin, Jerry, 1961, 62, 63

Steiner, Max, 1938, 39, 40

Buckhannon

Gurdak, Matt, 2002, (Service)

Century

Cvetnick, John, 1954

Charleston

Crutchfield, Todd 1987, (Service)

Heydrick, Paul D., 1929

Huffman, Dick, 1942, 46

McCartney, Ronnie, 1973, 74, 75 (Capt.)

Moore, Mark, 1988, 89

Stephenson, Dave, 1946

Thayer, Harry J. (Hobo), 1928, 29,
30 (Capt.)

Zontini, Lawrence, 1942

Hillsboro

Bartholomew, Sam, 1937, 38, 39 (Capt.)

Hinton

Shires, Pat, 1950, 52, 53

Huntington

Tardy, Drew, 2006 (Service)

Madison

Myers, James A. (Jim), 1941, 42, 46

Matawan

Howard, Ermel, 1946, 47, 48

Montgomery

Lloyd, Owen C., 1941, 42

Morgantown

Bailey, Carey, 1988, 89, 90, 91

New Cumberland

Woofter, Jim, 1974, 75, 76

North Fork

Pike, Patrick (Buddy), 1944, 45, 46

Princeton

Sizemore, Bernie, 1949, 50

Scarbro

Cafego, George, 1937, 38, 39

St. Albans

Coleman, Jimmy L., 1938, 39, 40

Mitchell, Charles T., 1941, 42, 43

Welch

Callaway, Tom, 1967, 68, 69

Wheeling

Reineke, Charles W., 1928, 29, 30

■ WISCONSIN

Appleton

Williams, Cliff, 1956

Milwaukee

Thomas, Alfred, 1937, 38, 39

■ WASHINGTON D.C.

Herzbrun, Lon, 1955, 56, 57

McCoy, Rico, 2006, 07, 08, 09

Payne, D'Andre, 2014

■ CANADA

Surrey, B.C.

Kongbo, Jonathan, 2016

Hamilton, Ontario

Sanderson, Dale, 1983

Lachine, Quebec

Danychuk, Bill, T, 1964

St. Hubert, Quebec

Dumont, Guillaume, 2003 (Service)

Winnipeg, Manitoba

Yatkowski, Paul, 1992, 93

■ GERMANY

BerlinRitzmann, Constantin, 1999, 2000,
01, 03 (Capt.)**Stuttgart**

Johnson, Jakob, 2014, 15, 16

ALL-TIME FOOTBALL STAFF

■ ASSISTANT COACHES

Adkins, Greg (Marshall 1989)—Tight Ends, Offensive Line, Recruiting Coordinator 2003-2004; Tight Ends, Director of Recruiting 2005. Offensive Line 2006-08.

Anslley, Derrick (Troy 2005) — Cornerbacks 2012.

Altizer, Scott (Furman 1993)—Senior Services Administrative Assistant/High School Relations 1999-2004; Coordinator Football Operations 2005-08; Director/Event Management 2009; Director of Football Relations 2010-14.

Amedee, Lynn (LSU 1963)—Quarterbacks 1979.

Anderson, Bill (Tennessee 1958)—Offensive Ends 1964.

Avezzano, Joe (Florida State 1965)—Offensive Line 1977-79.

Azzanni, Zach (Central Michigan 1999) — Passing Game Coordinator 2015-16. Wide Receivers 2013-16. Recruiting Coordinator 2013-14.

Baggett, Charlie (Michigan St. 1976) —Asst. Head Coach, Wide Receivers 2010-11.

Bailey, John W. (Tennessee 1939)—Line 1955-63.

Bajakian, Mike (Williams, Mass. 1996) — Offensive Coordinator/Quarterbacks 2013-14.

Baker, Bill (Tennessee 1969)—Offensive Ends 1976.

Barnhill, John H. (Tennessee 1928)—Freshmen 1931-34, Line 1935-40; Head Coach 1941-45.

Barry, Mike (Southern Illinois 1969)—Offensive Line 1998-2002.

Bates, Jim (Tennessee 1968)—Linebackers 1989.

Battle, William R. (Bill) (Alabama 1963)—Off. Ends 1966-69; Head Coach 1970-76.

Beard, Kevin (Miami 2003)—Wide Receivers 2017-Pres.

Bennett, Buddy (South Carolina 1961)—Defensive Backs 1970.

Bevis, Bill (Tennessee 1945)—Backfield 1948-49.

Blackburn, David (Tennessee 1989)—Assistant Recruiting Coordinator 1993; Administrative Assistant 1994-98. Assistant AD Football Administration and Compliance 1999-2003; Asst. AD Administration 2004-08; Senior Associate AD/Administration and Football Operations 2009-2013.

Brackett, Deke (Tennessee 1934)—Assistant Freshmen 1934; Backfield 1935.

Bradley, Mark (Samford 1969)—Junior Varsity 1991; Tight Ends 1992-95; Offensive Line 1996-97; Tight Ends/Assistant Offensive Line 1998-2000.

Britton, William H. (Bill) (Army 1916)—Ends 1926-34; Head Coach 1935; Ends 1936-42, 1946.

Brooks, Dan (Western Carolina 1976)—Defensive Line 1994-98, 2003-Pres.; Defensive Line/Recruiting Coordinator 1999-2002, Defensive Line 2003-08.

Brown, Kippy (Memphis State 1977)—Receivers 1983-89; Assistant Head Coach/Receivers 1993-94; Receivers/Interim Head Coach 2009.

Bumpas, Dick (Arkansas 1971)—Inside Linebackers 1985-88.

Burney, Jacob (Tennessee-Chattanooga 1981)—Defensive Line 1993.

Cafego, George (Tennessee 1940)—Backfield & Kickers 1955-63; Scout & B Squad 1964-73; Kickers 1974-84.

Caldwell, Chan (Tennessee 1948)—Ends 1949-54.

Caldwell, Steve (Arkansas State 1977)—Defensive Ends/Special Teams 1995-2005; Defensive Ends 2006-08.

Canales, Mike (Utah State 1983)—Quarterbacks 2017-Pres.

Capers, Dom (Mount Union 1972)—Defensive Backs 1980-81.

Catavolos, George (Purdue 1967)—Defensive Backs 1982-83.

Chancey, Ralph (Tennessee 1949)—Backfield 1950-63; Administrative Assistant 1979-88.

Chaney, Jim (Central Missouri State 1985) — Offensive Coordinator/Running Backs 2009-11; Offensive Coordinator 2012.

Chavis, John (Tennessee 1979)—Graduate Assistant 1979; Defensive Line 1989; Linebackers 1990-94; Defensive Coordinator 1995-1998; Assistant Head Coach/Defensive Coordinator/Linebackers 1999-2004; Assoc. Head Coach/Defensive Coordinator/Linebackers 2005-08.

Clawson, Dave (Williams 1989)—Offensive Coordinator/Quarterbacks 2008.

Coe, Charlie (Kansas State 1973)—Receivers 1990; Running Backs 1991-92.

Coffey, Charles (Tennessee 1956)—Defensive Line 1963-65.

Coiner, Charles (Catawba 1983)—ST/Tight Ends 2012.

Conklin, Josh (Dakota State 2003) — Safeties 2012.

Conlin, Jon (Virginia Tech 1972)—Defensive Backs 1976.

Cool, W.C. (Cornell)—Line 1917.

Cornwell, Thomas H. (Washington & Jefferson)—Line 1920.

Cox, Bill (Florida State 1968)—Quarterbacks 1977-78.

Cregg, James (Colorado State 1997) — Offensive Line 2009.

Cutcliffe, David (Alabama 1976)—Part-time 1982; Tight Ends—1983-88; Running Backs 1989; Quarterbacks 1990-91; Passing Game Coordinator /Quarterbacks 1992; Offensive Coordinator/Quarterbacks 1993-94; Assistant Head Coach/Offensive Coordinator/Quarterbacks 1995-98, 2006-07.

Davis, Bob (Tennessee 1952)—Freshmen 1966-68; Defensive Ends 1969; Scout Squad 1970; Freshmen 1971-73; Junior Varsity 1974-75; Administrative Assistant to Athletics Director 1976-85; Assistant AD/Operations 1986-88; Associate AD/Facilities 1989-2003.

DeBord, Mike (Manchester College 1978)—Offensive Coordinator 2015-16.

Dickey, Gerry (Wichita State 1992)—Assistant A.D. Football Operations 2003-06.

Dockery, Rex (Tennessee 1964)—Freshmen 1970; Offensive Ends 1971.

Donahue, Ken (Tennessee 1951)—Assistant Head Coach/Line 1956-60; Defensive Coordinator 1985-1988.

Drayton, Stan (Allegheny 1993)—Running Backs 2008.

Dunn, Jimmy (Florida 1959)—Offensive Backs 1964-69.

Dyar, Jim (Houston 1967)—Defensive Line 1977-79.

Elder, Mark (Case Western Reserve 2000) — Tight Ends/Special Teams 2013-15.

Elliott, Jerry (Auburn 1957)—Defensive Line 1973-74; Offensive Ends 1974-75.

Emanuel, Frank (Tennessee 1965)—Defensive Ends 1979; Defensive Line 1980-81.

Faust, Hugh (Tennessee 1931)—Assistant Freshmen 1931-34; Freshmen 1935-50; Backfield 1941-42.

Foels, Mel (Bowling Green 1965)—Outside Linebackers 1984-88; Defensive Ends 1989.

Forrester, Ron (Arkansas 1955)—Ends 1958-59.

Franklin, Robbie (Tennessee 1967)—Defensive Ends/Junior Varsity 1976; Outside Linebackers 1977-78.

Fulmer, Phillip (Tennessee 1972)—Student Coach 1972-73; Offensive Line 1980-88; Offensive Coordinator/Offensive Line 1989-92; Head Coach 1992-2008.

Garner, Rodney (Auburn 1990)—Tight Ends 1996; Tight Ends/Offensive Tackles 1997.

Garza, Willie Mack (Texas 1993) — Defensive Backs 2009.

Gaut, David G. (Tennessee 1907)—Line 1908.

Gibson, Vince (Florida State 1955)—Linebackers 1964-66.

Gillespie, Robert (Florida 2005)—Running Backs 2013-Pres.; Assistant Head Coach/Recruiting Coordinator 2016-Pres.

Graham, Jay (Tennessee 2004)—Running Backs 2012.

Gran, Eddie (California Lutheran 1987) — Running Backs/Special Teams 2009.

Graves, Ray (Tennessee 1942)—Line 1944-45.

Hall, Jack (Newberry 1950)—Assistant Freshmen 1969.

Hamilton, Ray (Oklahoma 1978)—Defensive Line 1992.

Harkness, W.S. (Bill) (Tennessee 1927)—Freshmen 1927-30.

Harris, Walt (Pacific 1968)—Offensive Coordinator 1983-87; Assistant Head Coach/Offensive Coordinator 1988.

Harrison, Bob (Kent State 1964)—Receivers 1977-1982.

Hatfield, Ken (Arkansas 1965)—Assistant Freshmen 1968; Freshmen 1969; Offensive Ends 1970.

Hatfield, Sid (Tennessee 1954)—Recruiter 1970-74.

Haupt, Dale (Wyoming 1954)—Assistant Freshmen 1960; Freshmen 1961-63.

Herzbrun, Lon (Tennessee 1958)—Linebackers 1969-76.

Hiestand, Harry (East Stroudsburg 1983)—Offensive Line 2010-2011.

Higdon, Bill (Tennessee 1970)—Assistant Recruiter 1975; Recruiting Coordinator 1976; Recruiting Aide 1977-79; Recruiting Coordinator 1980-88; Administrative Assistant 1989; Senior Administrative Assistant 1990-92; Assistant Athletics Director/Game Management 1992-2009.

GENERAL

STAFF

PLAYERS

REVIEW

HISTORY

HONORS

VOLMANAC

RECORDS



- Hildebrand, William (Mississippi State 1946)—Assistant Freshmen 1950.
- Hinshaw, Darin (Central Florida 1993)—Quarterbacks 2010-11; Wide Receivers 2012.
- Hitt, Dick (Mississippi College 1930)—Line 1955-60.
- Hobt, A. Watt (Ohio State)—Line 1921, Backfield 1922-23; Freshmen 1924-25.
- Hoffner, Jim (Cornell 1972)—Quarterbacks 1989.
- Hoke, Brady (Ball State 1982)—Assoc. Head Coach/Defensive Line 2017-Pres.
- Hollifield, Herbert (Chattanooga 1950)—Recruiter 1963.
- Holloway, Condredge (Tennessee 1991)—Asst. AD/Director of Player Relations 1998-2008; Asst. AD/Student Athlete Relations and Lettermen 2009-Pres.
- Hooser, Hobart (Tennessee 1928)—Line 1942.
- Huggins, Lide (South Carolina 1964)—Offensive Ends 1972-73; Offensive Backs 1974-75.
- Hust, Al (Tennessee 1943)—Ends 1947-54.
- Idzik, John (Maryland 1951)—Assistant Freshmen 1950.
- Jackson, Bobby (Howard 1963)—Offensive Backs 1977-79; Defensive Coordinator/Linebackers 1980-82.
- Jancek, John (Grand Valley State 1991)—Defensive Coordinator 2013-15.
- Johnson, Harold (Tennessee 1950)—Assistant Freshman 1951
- Johnson, L.B. (Farmer) (Tennessee 1929)—Line 1949-54.
- Jones, Bob (Baylor 1957)—Offensive Ends 1965.
- Jones, Larry (LSU 1955)—Defensive Coordinator, Defensive Line 1970, 1974-76.
- Joseph, Terry (Northwestern State 1996)—Defensive Backs/Recruiting Coord. 2010-11.
- Julies, John (Ball State 1974)—Junior Varsity 1978; Defensive Line 1979. Defensive Ends 1980-82.
- Keane, Tim (Arkansas State 1968)—Defensive Backs 1990-92.
- Kiffin, Monte (Nebraska 1963) — Defensive Coordinator 2009.
- Kirkendall, Jake (Ohio 2007)—Asst. Director of Football Operations 2016; Director of Football Operations 2017-Pres.
- Kile, Jack (Tennessee 1962)—Freshmen Line 1962-65; Recruiter 1966-69.
- Kirk, Jerry (East Tennessee State 1963)—Junior Varsity 1980-81; Admin. Aide 1983.
- Knotts, Doug (Duke 1956)—Defensive Line 1966-69.
- Kreiger, Earl C. (Ohio 1919)—Backfield 1920.
- Lacewell, Larry (Arkansas 1959)—Defensive Coordinator 1990-91.
- Lindsay, Charles (Tennessee 1921)—Freshman 1926.
- Lowe, W.O. (Tennessee 1920)—Line 1922-23.
- Lowery, Emmett (Purdue 1934)—Assistant End and Scout 1947-58.
- Luke, Matt (Mississippi 2000)—Recruiting Coordinator/Tight Ends/Offensive Line 2006-2007.
- Madden, Joe (Maryland 1957)—Assistant Head Coach/Defensive Backs 1977-79.
- Maddox, Bob (Frostburg State 1968)—Defensive Line 1992.
- Mahoney, Don (West Virginia State 1993)—Offensive Line 2013-16.
- Majors, Bill (Tennessee 1961)—Assistant Freshmen 1963-64; Def. Backs 1964-65.
- Majors, Johnny (Tennessee 1957)—Graduate Assistant 1957; Backfield 1958-59; Head Coach 1977-92.
- Malone, Fred (Fisk 1964)—Offensive Line 1975-76.
- Marmie, Larry (Eastern Kentucky 1965)—Defensive Coordinator, Inside Linebackers 1983-84; Defensive Coordinator 1992-94.
- Marrone, Doug (Syracuse 1991)—Offensive Tackles/Tight Ends 2001
- Marshall, Steve (Louisville 1980)—Offensive Line 1993-95.
- Martinez, Willie (Miami, Fla. 1985)—Defensive Backs/Assistant Head Coach Defense 2013-16.
- Mathews, Doug (Vanderbilt 1970)—Offensive Backs 1980-88; Defensive Backs 1989/Defensive Coordinator 1989.
- Mauer, John (Illinois 1926)—Ends 1939-40; Fresh. 1941-42; Ends 1944-46; 1961-63.
- McCollum, Andy (Austin Peay 1981)—Linebackers 1995 (Spring).
- McCorvey, Woody (Alabama State 1972)—Running Backs 1999-2003
- McDonald, Jim (Ohio State 1939)—Linebackers 1955-62; Head Coach 1963; Assistant Athletic Director 1964-81.
- McKinney, George (Arkansas 1962)—Freshman 1964-65; Defensive Backs 1966-69.
- Michael, Jason (Western Kentucky 2002)—Tight Ends 2008.
- Mingey, Tim (St. Joseph's [Ind.] 1972)—Recruiting Coordinator 1989-1990.
- Murrell, William (Tennessee 1937)—Assistant Freshmen 1938-40; Line 1941, 1947.
- Neyland, Robert R. (Army 1916)—Backfield 1925; Head Coach 1926-34, 1936-40, 1946-52; Athletics Director 1952-62.
- Norris, Rex (East Texas State 1964)—Defensive Line 1990-91.
- Oakes, B.F. (Illinois 1923)—Line 1924-25.
- O'Neil, Bernard (Bunzy) (Tennessee 1943)—Freshmen 1952-56.
- Orgeron, Ed. (Northwestern State 1984) — Assistant Head Coach/Recruiting Coordinator/Defensive Line 2009.
- Pace, Bill (Wichita State 1954)—Assistant Head/Quarterbacks 1980-81.
- Palermo, John (Florida State 1974)—Defensive Line 2012.
- Parker, Henry Lee (Mississippi State 1948)—Administrative Assistant 1977-78.
- Parker, Paul B. (Army 1916)—Line 1926-34.
- Pearce, Leroy (Wyoming 1949)—Ends 1955-56.
- Pederson, Steve (Nebraska 1980)—Recruiting Coordinator 1991-92; Associate Athletic Director/Football Operations 1993.
- Peel, Ike (Tennessee 1941)—Assistant Freshmen 1942; Backfield 1945-48; Freshmen 1949-51; Backfield 1952-53.
- Pendergrass, Brad (Tennessee 1998)—Director of Football Operations 2010-14.
- Pittman, Sam (Pittsburg State 1986)—Offensive Line 2012.
- Pontius, Miller (Michigan 1914)—Line 1914-15.
- Price, Royal (Tennessee 1947)—Assistant Freshmen 1948.
- Proctor, Bobby (Arkansas 1955)—Freshmen 1957-60.
- Ramsey, Kevin (Indiana State 1984)—Defensive Backs 1995-98.
- Rash, Charlie (Missouri 1959)—Offensive Line 1964-65.
- Reaves, David (Appalachian State 2001) — Quarterbacks 2009.
- Robinson, Harvey (Tennessee 1933)—Freshmen 1946-48; Backfield 1949-52; Head Coach 1953-54; Backfield 1960-63.
- Rohe, Chuck (Mississippi Southern 1953)—Recruiter 1964-70.
- Roper, Bobby (Arkansas 1966)—Linebackers 1977-79.
- Roper, Kurt (Rice 1995)—Running Backs 2006-2007.
- Russell, Eric (Idaho 1991)—Tight Ends/Special Teams 2010-11.
- Sanders, Randy (Tennessee 1987)—Volunteer Coach 1989-90; Receivers 1991-92; Running Backs 1993; Running Backs/Recruiting Coordinator 1994-1998; Quarter-backs/Offensive Coordinator 1999-2005.
- Saunders, Al (San Jose State 1969)—Quarterbacks 1982.
- Scott, Larry (USF 2000) Offensive Coordinator 2017-Pres. Tight Ends 2016-Pres.
- Scott, Latrell (Hampton 2001)—Wide Receivers 2008.
- Sedden, Charles (Ohio State)—Line 1919.
- Sells, Jack (Tennessee 1985)—Tight Ends 1989-90.
- Shaw, Bill (Florida State 1972)—Defensive Line 1982-84.
- Shealy, Dal (Carson-Newman 1960)—Backfield 1976.
- Shira, Charlie— Assistant Freshman 1951
- Shoop, Bob (Yale 1988)—Defensive Coordinator 2016-Pres.
- Sines, John (Purdue 1938)—Freshmen Ends 1953-58.
- Sirmon, Peter (Oregon 1993)—Linebackers 2011.
- Slade, Larry (Shepherd 1973)—Defensive Backs 1999-08.
- Smith, Chuck (Tennessee 1992)—Defensive Line 2010
- Smith, Lovie (Tulsa 1979)—Defensive Backs 1993-94.
- Spognardi, Chris (Central Michigan 2008)—Assistant to the Head Coach 2013-14; Director of Football Operations 2015-16.
- Steele, Kevin (Tennessee 1979)—Defensive Ends 1982; Defensive Backs 1987.
- Stephens, Jimmy Ray (Florida, 1977)—Offensive Line 2002-05.
- Stewart, Clifton (Tennessee 1969)—Assistant Freshmen 1971-72; Assistant Junior Varsity 1973-74.
- Stiles, Wayne (Tennessee 1970)—Recruiter 1972-75.
- Stripling, Steve (Colorado 1976)—Associate Head Coach/Defensive Line 2013-16; Chief of Staff/Director of Football Program Development 2017-Pres.
- Sunseri, Sal (Pitt 1982) — Defensive Coordinator 2012
- Sweatman, Mike (Kansas 1968)—Outside Linebackers 1983.



Taylor, Trooper (Baylor 1992)—Running Backs 2004-05; Assistant Head Coach Player Development/Running Backs 2005; Wide Receivers 2006-07.

Thigpen, Tommy (North Carolina 1993)—Linebackers 2013-Pres. Defensive Run Game Coord. 2016-Pres.

Thompson, Lance (Citadel 1987) — Linebackers 2009-10; Defensive Line 2011.

Trail, Ray (Arkansas 1963)—Offensive Line 1965-76.

VanDerzee, Kevin (State University of New York at Cortland 2000)—Director of High School Relations 2008.

Underwood, P.W. (Mississippi Southern 1957)—Linebackers 1967-68.

Vollmar, Mike (Siena Heights 1988)—Senior Associate Athletic Director/Football Administration 2013-16.

Warmath, Murray (Tennessee 1935)—Ends 1935; Line 1936-39, 1946-48.

Warren, Charlton (Air Force 1999)—Defensive Backs/Special Teams Coordinator 2017-Pres.

Warren, Dewey (Tennessee 1968)—Assistant Freshmen 1970-71.

Warwick, Bruce (Columbia College 1989)—Assistant A.D. Football Operations 2007-08.

Washington, Pat (Auburn 1986)—Wide Receivers 1995-2005.

Wells, Walt (Belmont 1993)—Offensive Line 2017-Pres.

Welton, Bob (Adrian 1991)—Director of Player Personnel 2013-Pres.

West, Hodges (Burr) (Tennessee 1941)—Line 1948-54.

West, Tommy (Tennessee 1975)—Running Backs 1990.

White, W.C. (Tennessee 1922)—Line 1945.

Wilcox, Justin (Oregon 1999)—Defensive Coordinator 2010-11.

Wilson, Frank (Nicholls State 1997) — Wide Receivers 2009.

Woodruff, Robert (Tennessee 1939)—Line 1939, 1941, 1961-62; Athletics Director 1963-85.

Wright, Jim (Texas A&M 1958)—Offensive Backs 1970-73.

Wyant, Gary (Wichita State 1963)—Defensive Backs 1971-75; Assistant Athletics Director/Football Operations 1994-96; Associate Athletics Director/Football Operations 1997-98; Senior Associate Athletics Director 1998-Pres.

Zook, Ron (Miami [Ohio] 1976)—Defensive Backs 1984-86.

ATHLETICS DIRECTORS

Barnhill, John H. (Tennessee 1928)—Freshman 1931-34, Line 1935-40; Head Coach 1941-45; Athletics Director 1941-45.

Cronan, Joan (LSU 1966)—Interim Athletics Director 2011.

Currie, John (Wake Forest 1993)—Vice Chancellor/Director of Athletics 2017-Pres.

Dickey, Doug (Florida 1954)—Head Coach 1964-69; Athletics Director 1986-July 2003.

Hart, Dave (Alabama 1971)—Vice Chancellor/Director of Athletics 2011-16.

Hamilton, Mike (Clemson, 1985)—Athletics Director July 2003-June 2010.

Neyland, Robert R. (Army 1916)—Backfield 1925; Head Coach 1926-34, 1936-40, 1946-52; Athletic Director 1926—34, 1936-40, 1946-62.

Parker, Paul B. (Army 1916)—Line 1926-34; Athletics Director 1935.

Woodruff, Bob (Tennessee 1939)—Line 1939, 1941, 1961-62; Athletics Director 1963-85.

Wyatt, Bowden (Tennessee 1939)—Head Coach 1955-62, Acting Athletics Director March 1962-May 63.

TEAM TRAINERS/PHYSICIANS

Baker, Lenox (Tennessee 1929)—Trainer 1925-28.

Barry, Billy (Carson Newman)—Assistant Trainer 1966-68.

Bradshaw, Tom (Carson-Newman 1973)—Assistant Trainer 1975-76.

Brashear, Dr. Robert (Tennessee 1928)—Trainer 1929-37; Team Physician, 1941-42, 46-47.

Burnside, John (Central Florida 2002) — Head Athletic Trainer 2017-Pres.

Christofferson, John (Colorado 1994)—Assistant Trainer 1997-2000.

Clements, Keith (Fresno State 1993)—Assistant Trainer 2000-01; Head Trainer 2002-05.

Click, Moe (Tennessee 1983)—Assistant Trainer 1985-89; Associate Trainer 1992-96.

Dean, John (San Diego State 2000)—Assistant Trainer and Director of Rehabilitation 2006-Pres.

Duncanson, Robb (Elmira College 1999)—Associate Trainer 2006-2015.

Faulkner, Dr. Frank (Tennessee Hospital)—Trainer 1928.

Forgey, J. M. (Dummary)—Assistant Trainer 1926-42.

Hill, Elmer Ike—Trainer 1942-44.

Iven, Dr. Val Gene (Oklahoma State 1985)—Team Physician 1994-2006.

Kennedy, Jenna (Oregon State (2013)—Assistant Trainer 2015-16

Kerin, Tim (Indiana [Pa.] 1969)—Trainer 1977-91.

Klenck, Dr. Chris (Purdue 1995)—Team Physician 2007-Pres.

McVeigh, Jason (Tennessee 1996)—Director of Rehabilitation 1999-2005; Head Trainer 2006-11; Director of Sports Medicine 2012-Pres.

Mullins, Leroy (Eastern Kentucky)—Associate Trainer 1973-74.

Newman, Chad (Tennessee 1994)—Assistant Trainer 1997-Pres.

O'Neill, Kevin (Pittsburgh 1976)—Assistant Trainer 1977-79.

O'Brien, Mickey—Trainer 1938-41, 1945-72.

Powell, Dr. Rex—Team Physician 1938-40.

Rollo, Mike (Tennessee 1977)—Assistant Trainer 1978-1985; Associate Trainer 1986-1992; Trainer 1992-2000; Assistant Athletics Director/Sports Medicine 2001-02.

Rubright, Dr. Robert (Indiana)—Team Physician 1970-93

Tufaro, Vinny (Central Florida 2011)—Assistant Trainer 2013-Pres.

Stansbury, Dwight (Oregon State 1983)—Assistant Trainer 1989-92.

Wall, Tom (Tennessee 1969)—Assistant Trainer 1969-73; Trainer 1973-76.

Whited, Jamie (Tennessee 1991)—Assistant Trainer 1993-96; Associate Trainer 1996-97.

Wood, Jeff (Marshall 1984)—Assistant Trainer 2002-Pres.

STRENGTH AND CONDITIONING

Adamson, Greg (Winthrop 2008)—Assistant Strength Coach 2013-14.

Ausmus, Aaron (Tennessee 1998)—Director of Strength & Conditioning 2009.

Bailey, Dan (Nebraska 1988)—Assistant Strength & Conditioning Coach 1991-95.

Brown, Brian (Southern Mississippi)—Assistant Strength & Conditioning Coach 1999-2000.

Brown, Ike (Central Michigan 2008)—Assistant Strength Coach 2013-14.

Carlisle, Chris (Chadron State 1985)—Associate Head Strength & Conditioning Coach 1998-1999.

Ciano, Eric (Springfield 1996)—Associate Strength & Conditioning Coach 2002-03.

Coker, Ed (Tennessee)—Assistant Strength & Conditioning Coach 1986.

Emery, Phil (Wayne State [Mich.])—Assistant Strength & Conditioning Coach 1987-90.

Galbreath, Harry (Tennessee)—Assistant Strength & Conditioning Coach 2007-09.

Gortmaker, Steve (Oklahoma 1998)—Associate Strength & Conditioning Coach, 2009-11.

Gullickson, Rock (Moorhead State 1978)—Director of Strength & Conditioning 2017-Pres.

Hobby, Marion (Tennessee 1989)—Assistant Strength & Conditioning Coach 1998; Associate Strength & Conditioning Coach 2004.

Hamilton, Dan (Ohio State 2002)—Assistant Strength & Conditioning Coach 2006-Pres.

Johnson, Marquis (Prairie View A&M 2008)—Assistant Strength & Conditioning Coach 2016-Pres.

John Kras

Lawson, Dave (West Virginia Tech 1992)—Director of Strength & Conditioning 2013-15.

Lehmann, Brian (Kansas State 2000)—Assistant Strength & Conditioning Coach/Sports Nutritionist 2004-06.

Lindsey, Robert (Oklahoma State 1987)—Assistant Strength & Conditioning Coach 1991-94.

Long, Johnny (Southeastern Louisiana 1994)—Assistant Strength & Conditioning Coach 1996-99; Associate Head Strength & Conditioning Coach 1999-2002; Head Strength & Conditioning Coach 2002-08.

McKeefery, Ron (Ottawa 1997)—Football Head Strength Coach 2011; Director of Strength & Conditioning 2012.

Meadows, Mitch —Assistant Strength Coach 2016-Pres.

Moffitt, Tom (Tennessee Tech 1986)—Assistant Strength & Conditioning Coach 1994-95; Associate Strength & Conditioning Coach 1996.

Moore, Roderick (Morehouse 1997)—Assistant Strength & Conditioning Coach 2001-03; Associate Strength and Conditioning Coach 2004-2006.

Myles, Brandon (West Virginia 2006)—Assistant Strength Coach 2013-Pres.

O'Neil, Patrick—Assistant Strength Coach 2014-Pres.

Ollison, Tony (Arkansas 1991)—Assistant Strength & Conditioning Coach 1996.

Pauletto, Bruno (Central Michigan 1978)—Strength Coach 1981-93.

Roll, Brad (Stephen F. Austin 1979)—Assistant Strength Coach 2016-Pres.

Smith, Tony —Assistant Strength Coach 2015.

Stewart, Chris (Western Carolina 1998)—Assistant Strength & Conditioning Coach 2001-2004; Associate Strength & Conditioning 2005-08.

Stucky, John (Kansas State 1970)—Director of Athletic Fitness 1994-96; Assistant Athletic Director/Physical Development 1997-2001.

Szerszen, Michael (Charleston, W.Va. 2001)—Associate Strength Coach 2013-Pres.

Wills, Troy (East Tenn. St. 2003)—Assistant Strength & Conditioning Coach 2003-12.

Wylie, Bennie (Sam Houston State 1999)—Football Head Strength Coach 2010.

■ RADIO NETWORK ANNOUNCERS

Anderson, Bill (Tennessee 1958)—Color Announcer 1968-98.

Foxx, Bob—Color Announcer 1952-67.

Francis, Jeff (Tennessee 1989)—Sideline Reporter 1999-2006.

Kelly, Andy (Tennessee 1991)—Sideline Reporter 2010-Pres.

Kesling, Bob (Tennessee 1977)—Play-by-Play 1999-Pres.

Mooney, George—Play-by-Play 1952-67.

Nelson, Lindsey (Tennessee 1941)—Play-by-Play 1949-50.

Priest, Tim (Tennessee 1971)—Color Announcer 1999-Pres.

Stout, Alan—Play-by-Play 1951.

Stowell, Mike (Tennessee 1993)— Sideline Reporter 2007-09.

Ward, John (Tennessee 1952)—Play-by-Play 1968-98.

■ SPORTS INFORMATION/ MEDIA RELATIONS STAFF

Barows, Sean (USF 2012)—Assistant Media Relations Director 2015-Pres.

Bruce, Brian (Springfield, Mass. 2009)—Assistant Media Relations Director 2012-2014.

Burns, MJ (Georgia Southern 2008)—Assistant Media Relations Director 2014-16.

Devine, Betsy (Massachusetts 2008)—Assistant Media Relations Director 2012-2014.

Ford, Harris D. (Bud) (Tennessee 1966)—Assistant Sports Information Director 1966-87; Sports Information Director 1987-89; Assistant Athletics Director/Sports Information 1989-99; Associate Athletics Director/Media Relations 2000-11.

Goddard, Larry—Sports Information Director 1946-47.

Grim, David (Tennessee 1984)—Assistant Sports Information Director 1988-89; Associate Sports Information Director 1990-99; Internet Communications Director 2000-03.

Harris, Cameron (TCU 2006) - Assistant Media Relations Dir., 2011; Associate Media Relations Director 2012-2014

Harris, Haywood S. (Tennessee 1951)—Sports Information Director 1961-87; Assistant Athletics Director/Media Relations 1987-89; Associate Athletics Director/Media Relations 1989-99; Historian 2000-09.

Hiser, Kellen (Wyoming 2010) —Assistant Media Relations Director 2016-Pres.

Joyner, Jack—Sports Information Director 1938-41.

Kniffen, Mary-Carter (Tennessee 2011)—Assistant Media Relations Director 2012-15.

Lee, Stephen K. (Rutgers 2008)—Assistant Media Relations Director 2012-Pres.

Mann, Keith (Nebraska 1994)—Assistant Sports Information Director 2000.

Manning, Charles A. (Gus) (Tennessee 1950)—Sports Information Director 1951-1960; Business Manager 1960-89; Senior Associate Athletic Director 1990-1996; Executive Assistant to the Athletic Director 1996-Pres.

Mattingly, Thomas J. (Tennessee 1970)—Assistant Sports Information Director 1987-89; Director of Special Publications 1990-2004.

Muir, Jeff (Arkansas 1993)—Assistant Sports Information Director 1997-99; Associate Sports Information Director 2000-2003; Internet Communications Associate Director 2004-09.

Musser, Tucker—Sports Information Director 1948-50.

Nelson, Lindsey (Tennessee 1941)—Sports Information Director 1951.

Painter, John (Tennessee 1988)—Associate Sports Information Director 2001-11.

Pinkerton, Craig (Kansas State 1994)—Assistant Sports Information Director 2000; Associate Sports Information Director 2001-08.

Pruitt, Amanda (Harding 2009)—Publications Coordinator 2011-12; Assistant Media Relations Director 2012-Pres.

Rice, Brian (Tennessee 2005) —UTSports.com Writer, 2014-16.

Robinson, Ryan (Kentucky 1997)—Senior Associate Athletics Director for Communications, 2015-16.

Satkowiak, Tom (Tennessee 2002)—Assistant Sports Information Director 2005-08; Associate Media Relations Director 2009-16; Assistant Athletic Director/Media Relations, 2016-Pres.

Schrivver, Rob—Editor, Tennessee Volunteers Magazine 1978-79.

Stanton, Jimmy (Southwestern 1996)—Associate Athletic Director/Communications 2010-15.

Stipe, Zach (Ohio Northern 2008)—Director of Football Communications 2017-Pres.

Smith, B. Gibson—Editor, Tennessee Volunteers Magazine 1980-87.

Whitworth, Mark H. (Asbury 1984)—Assistant Sports Information Director 1985-88.

Yellin, Jason (Stony Brook 1996)—Assistant Athletic Director/Media Relations 2011-Spring 2016.

■ FACILITIES, EQUIPMENT & GROUNDS STAFF

Campbell, Bobby (Tennessee 1973)—Administrative Assistant/Facilities 1990-2003; Director Sports Surface Management 2004-09.

Carpenter, Lon—Equipment Manager 1953-66; Equipment Repair Mgr. 1967-71.

Frazier, Roger—Equipment Manager 1984-Pres.

Hallums, Brad (Tennessee 2005)—Asst. Director/Facilities 2007-Pres.

Hoskins, John Deanie—Groundskeeper 1926-61.

Key, Cecil—Laundry Attendant 1963-65.

Martin, Jim—Laundry Attendant 1974-1991.

Parrott, Max (Tennessee 1984)—Equipment Attendant 1985-86; Asst. Equipment Manager 1987-Pres.

Roach, Hayward—Grounds 1956-70; Groundskeeper 1971-91.

Roach, Myron—Groundskeeper 1992-Pres.

Rollo, Mike (Tennessee 1977)—Assoc. Athletics Director/Facilities 2003-07.

Seybold, Darren—Director/Sports Surface Management 2010-Pres.

Shown, Ernest—Grounds 1972-90; Stadium Supervisor 1991-2003.

Sitzler, Allen (Tennessee 1999)—Asst. Equipment Manager 2007-Pres.

Sprague, Gene—Equipment Manager 1967-83.

Shrieve, Chief—Equipment Manager 1946-53.

Wagner, Jim—Groundskeeper 1960-70.

Zurcher, Kevin (Tennessee 1997)—Asst. Director/Facilities 2004-Pres.; Director of Facilities, Assistant AD/Facilities 2007-Pres.



ALL-TIME GRAD ASSISTANTS/QUALITY CONTROL

1961

Murray Armstrong, Student; Gene Etter, Student; Jack Kile, Student; Don Leake, Student.

1962

Ralph Baldini, Student; Warren Blankenship, Student; J.W. Carter, Student.

1963

Kenny Brown, Student; Jerry Ensley, Student; Larry Richards, Student; Paul Tilson, Student; Tom Williams, Student.

1964

Rex Dockery, Student; Mallon Faircloth, Student; Buddy Fisher, Student; Jerry Milchin, Student; Bobby Morton, Student; Bob Zvolerin, Student.

1965

Rex Dockery, Student; Fred Martin, Student; Jerry Milchin Student; John Paty, Student; Jimmy Sullivan, Student; Al Tanara, Student.

1966

Tom Bass, Student; Bobby Frazier, Student; Glenn Gary, Student; Bobby Gratz, Student; David Leake, Student; Sam Robertson, Student.

1967

Doug Archibald, Student; Terry Bird, Student; Mack Gentry, Student; David Leake, Student; Bob Rollins, Student; Hal Wentland, Student; Gerald Woods, Student.

1968

Jim Bates, Student; Albert Dorsey, Student; Mack Gentry, Student; Joe Graham, Student; David Leake, Student; Bob Rollins, Student; Gerald Woods, Student.

1969

Jerry Holloway, Student; Rufus Lassiter, Student; Jim McDonald, Student; Neal McMeans, Student; Johnny Mills, Student.

1970

Walter Chadwick, Student; Jim Clark, Student; Mike Jones, Student; Gary Kreis, Student; Rufus Lassiter, Student; Clifton Stewart, Student; Wayne Stiles, Student; Dick Williams, Student.

1971

Frank Emanuel, Student; Manley Mixon, Student; Tim Priest (Tennessee 1971), Freshman Staff; Steve Robinson, Student; Wayne Stiles, Student; James Woody, Student.

1972

Tom Bennett, Student; Ron Durby Student; Phillip Fulmer, Student; Jim

Higdon, Student; Don McLeary, Student; Tim Priest, Student ; Gary Theiler, Student.

1973

David Allen, Student; Gene; DeFillippo, Student; Bill Emendorfer, Student; Rob Frere, Student; Phillip Fulmer, Student; Jim Higdon, Student; Tom Johnson, Student; Phil Pierce, Student; Jim Place, Student; Steve Slack, Student; Tim Townes, Tim; Student; John Wagster, Student; Mike Working, Student; Jimmy Young, Student.

1974

John Carlo, Student; Steve Chancey, Student; Gene DeFillippo, Student; Bill Emendorfer, Student; Jim Place, Student; Mike Working, Student.

1975

Steve Chancey, Student; Steve Cone, Student; Bruce Elliot, Student; Conrad Graham, Student; Mike Gulliano, Student; Tom Jones, Student; Dick Meyer, Student; Mike Townsend, Student.

1976

Bill Baker, Student; Eddie Courtney, Student; Stan Godfrey (Mars Hill 1967) Part Time; Paul Johnson, Student; Sparky Woods (Carson-Newman 1976), Part Time.

1977

Craig Boller (Iowa State 1970), Part Time-Junior Varsity; Richard Coachys (Indiana 1965), Part Time; Stan Godfrey; (Mars Hill 1967), Part time; John Julies (Ball State 1974), Student.

1978

Craig Boller (Iowa State 1970) Part Time-Junior Varsity; Roger Cook (Mississippi State 1972), Part Time; Ron Cox (Fayetteville State), Volunteer; Scott Farrar, Student; Danny Jenkins, Student; David Lyons, Student; Doug Smith, Student.

1979

Billy Arbo (Tennessee 1979), Graduate Asst.; John Chavis (Tennessee 1979), Graduate Asst.; Roger Cook (Mississippi State 1972), Part Time; Ron Cox (Fayetteville State) Volunteer; Chris Fischer (Baker 1975), Part Time-Junior Varsity; Greg Gibson (Louisville 1978), Part Time.

1980

Ron Cox (Fayetteville State), Volunteer; Brad Fields, Student; Greg Gibson (Louisville 1978), Part Time; Jim Hall, Part Time; Jim Harrison, Student; Steve Marshall (Louisville 1980), Part time; Kevin Steele (Tennessee 1979), Student.

1981

Ron Cox (Fayetteville State), Volunteer; Greg Gibson (Louisville 1978), Part Time; Steve Marshall (Louisville 1980), Part Time.

1982

Ron Cox (Fayetteville State) Volunteer; David Cutcliffe (Alabama 1976), Part Time; Greg Gibson (Louisville 1978), Part Time-Junior Varsity; Kevin Steele (Tennessee 1979) Part Time.

1983

Todd Berry (Tulsa 1983), Graduate Asst.; Jim Davis, Graduate Asst.-Junior Varsity; Donald Dunn, Graduate Asst.; Scotty Kessler (Pacific Lutheran 1981), JV Staff; Steve King, JV Staff; Mike Pack, JV Staff; Dennis Therrell (Tennessee Tech 1976), JV Staff; Charles Thomas, Graduate Asst.

1984

Gerald Brown, Graduate Asst.; Donald Dunn, Donald, Graduate Asst.-Junior Varsity; Jeff Morrow, Graduate Asst.; Preston O'Neal, Graduate Asst.; Mike Pack, Graduate Asst.; Dennis Therrell (Tennessee Tech 1976), Graduate Asst.; Charles Thomas, Graduate Asst.

1985

Dave Borberly (DePauw 1981), Graduate Asst.; Mike Casteel (Tennessee), Graduate Asst.; Barry Gibson, Graduate Asst.; Jeff Morrow, Graduate Asst.; Preston O'Neal, Graduate Asst.-Junior Varsity; Jack Sells (Tennessee 1985) Graduate Asst.

1986

Mike Casteel (Tennessee), Graduate Asst.; Taz Ellinger (Utah), Graduate Asst.; Todd Fugett (East Central Oklahoma, 1983), Graduate Asst.; Jon Gruden (Dayton 1985), Graduate Asst.; Scotty Kessler (Pacific Lutheran 1981), Volunteer; Mike Overton (Tennessee), Graduate Asst.; Dick Russell (Troy State), Graduate Asst.; Jack Sells (Tennessee 1985), Graduate Asst.; Garth Warren (Pacific Lutheran 1983), Graduate Asst.

1987

Daryl Dickey (Tennessee 1986), Graduate Asst.; Taz Ellinger (Utah), Graduate Asst.-Junior Varsity; Jon Gruden (Dayton 1985), Graduate Asst.; Robert Henry (Mississippi), Graduate Asst.; Dick Russell (Troy State) Volunteer; Gary Smith, (Virginia Tech) Graduate Asst.

1988

Scott Conley (East Texas State), Graduate Asst.; Daryl Dickey (Tennessee, 1986), Volunteer; Todd Kirk (Tennessee 1988), Graduate Asst.; Todd Murgatroyd (West Liberty State 1986); Graduate Asst.; Gary Smith (Virginia

Tech), Graduate Asst.; Brian Williams (Kentucky); Graduate Asst.

1989

Stan Brown (Davidson, 1978), Graduate Asst.; Bob Garmon (Tennessee 1988), Graduate Asst.; Dale Jones (Tennessee 1986), Graduate Asst.; Scott King (Livingston 1988), Graduate Asst.; Todd Kirk (Tennessee 1988), Graduate Asst.; Todd Murgatroyd (West Liberty State 1986), Graduate Asst.; Robert Nunn (Oklahoma State 1988), Graduate Asst.; Randy Sanders (Tennessee) Volunteer.

1990

Mark Bradley (Samford 1969), Graduate Asst.; Steve Caldwell (Arkansas St. 1977), Graduate Asst.; Bob Garmon (Tennessee 1988), Graduate Asst.; Robert Nunn (Oklahoma State 1988), Graduate Asst.; Randy Sanders (Tennessee), Volunteer; Mike Wolfe (Oklahoma State 1988), Graduate Asst.

1991

Mark Bradley (Samford 1969), Graduate Asst.-Junior Varsity; Terence Cleveland (Tennessee 1991), Graduate Asst.; Drew Fabianich (Mesa State 1987), Graduate Asst.; Bob Garmon (Tennessee 1988), Graduate Asst.; Terry Lantz, Graduate Asst. Bill Sliwa, Graduate Asst.

1992

Steve Bird (Eastern Kentucky 1982), Graduate Asst.; Drew Fabianich (Mesa State 1987), Graduate Asst.

1993

Reggie McKenzie (Tennessee), Graduate Asst.; Dick O'Brien (Tampa 1963), Graduate Asst.

1994

Dick O'Brien (Tampa 1963), Graduate Asst.; Shannon O'Brien (Maryville), Graduate Asst.

1995

Robby Collier (Tennessee 1995), Graduate Asst.; Dick O'Brien (Tampa 1963), Graduate Asst.

1996

Jeff Leiker (Washburn 1985), Graduate Asst.

1997

Steve Jameson (Worcester Polytechnic Institute), Graduate Asst.; Kurt Roper (Rice 1995); Graduate Asst.

1998

Steve Jameson (Worcester Polytechnic Institute); Graduate Asst.; Kurt Roper (Rice 1995), Graduate Asst.

1999

Ryan Held (Nebraska 1998), Graduate Asst.; Shawn Quinn (Carson-Newman 1995), Graduate Asst.

2000

J.P. Purvis (Mississippi 1986), Graduate Asst.; Shawn Quinn (Carson-Newman 1995), Graduate Asst.

2001

Shane Beamer (Virginia Tech 1999), Graduate Asst.; Shawn Quinn (Carson-Newman 1995); Graduate Asst.

2002

Shane Beamer (Virginia Tech 1999), Graduate Asst.; Marcus Satterfield (East Tennessee State 1999), Graduate Asst.

2003

Shane Beamer (Virginia Tech 1999), Graduate Asst.; Marcus Satterfield (ETSU 1999), Graduate Asst.

2004

Jason Michael (Western Kentucky 2002), Graduate Asst.; Geep Wade (Tennessee-Chattanooga, 2001), Graduate Asst.

2005

Jay Graham (Tennessee 2004), Graduate Asst.; Shep Campbell (Arkansas 2001), Graduate Asst.

2006

Rick Clausen (Tennessee 2005), Graduate Asst.; Shawn Witten (Virginia Tech 2003), Graduate Asst.

2007

Jim Bob Cooter (Tennessee 2006), Graduate Asst.; Raasaan Haaralson (Southern 1999), Graduate Asst.

2008

Jim Bob Cooter (Tennessee 2006), Graduate Asst.; Raasaan Haaralson (Southern 1999), Graduate Asst.

2009

Mitch Browning (Capital 1979), Graduate Asst.; Inky Johnson (Tennessee 2009), Graduate Asst.

2010

Chino Fontenette (Tulane 2003), Graduate Asst.; Peter Sirmon (Oregon 1999), Graduate Asst.

2011

Chino Fontenette (Tulane 2003), Graduate Asst.; Schirra Fields (LSU 2006) Graduate Asst.

2012

Brandon Staley (Dayton 2005), Graduate Asst.; Kyle Manley Georgia Tech 2008) Graduate Asst.; Derrick Foster Graduate Asst.; Schirra Fields (LSU 2006) Graduate Asst.

2013

Chase Gibson (Marshall 2007) Graduate Asst.; Cody Kempt (Montana State 2010) Graduate Asst.; Larry Knight (Central Michigan 2010) Graduate Asst.; Anthony

Parker (Tennessee 2008) Graduate Asst.; Terry Fair (Tennessee 2010) Quality Control; Derrick Lett (Bowling Green 2006) Quality Control; Greg Meyer (Case Western Reserve 2010) Quality Control.

2014

Merci Falaise (NC State 2007) Graduate Asst.; Chase Gibson (Marshall 2007) Graduate Asst.; Larry Knight (Central Michigan 2010) Graduate Asst.; Anthony Parker (Tennessee 2008) Graduate Asst.; Nick Sheridan (Michigan 2010) Graduate Asst.; Terry Fair (Tennessee 2010) Quality Control; Derrick Lett (Bowling Green 2006) Quality Control; Greg Meyer (Case Western Reserve 2010) Quality Control.

2015

Derek Day (Butler 2009) Graduate Asst.; Merci Falaise (NC State 2007) Graduate Asst.; Chase Gibson (Marshall 2007) Graduate Asst.; Kevin Koger (Michigan 2011) Quality Control; Greg Meyer (Case Western Reserve 2010) Quality Control; Nate Ollie (Ball State 2014); Nick Sheridan (Michigan 2010) Graduate Asst.; Stephen Smith (Southwestern Assemblies of God 2006) Quality Control; Tom Zagorski (Case Western Reserve 2007) Quality Control.

2016

Cameron Clemmons (Western Kentucky 2013) Graduate Asst.; Caleb Cox (Kentucky Christian 2013) Graduate Asst.; Derek Day (Butler 2009) Quality Control; Nathan Ollie (Ball State 2014) Quality Control; Jon Shalala (Grand View 2015) Quality Control; Nick Sheridan (Michigan 2010) Quality Control; Stephen Smith (Southwestern Assemblies of God 2006) Quality Control; Walt Wells (Belmont 1993) Quality Control; Ryan West (Tennessee 2006) Quality Control

2017

Cameron Clemmons (Western Kentucky 2013) Graduate Asst.; Caleb Cox (Kentucky Christian 2013) Graduate Asst.; Nathan Ollie (Ball State 2014) Graduate Asst.; Jon Shalala (Grand View 2015) Graduate Assistant; Gerald Brown (Memphis 1982) Quality Control; Eric Lewis (San Diego State 1998) Quality Control; Kort Shankweiler (East Carolina 2006) Quality Control; Ryan Slowick (Wisconsin-Oshkosh 2003) Quality Control; Stephen Smith (Southwestern Assemblies of God 2006) Quality Control; Tony Sorrentino (The College of New Jersey 2005) Quality Control; Kyle Visciglia (UCLA 2010) Quality Control; Ryan West (Tennessee 2006) Quality Control

ALL-TIME STARTING LINEUPS

1933

LE - Alton Frank
 LT - Milton Rank
 LG - J.B. Ellis
 C - Talmadge Maples
 RG - Gordon Smith
 RT - Howard Bailey
 RE - Murray Warmath
 BB - Deke Brackett
 WB - Leo Petrucci
 TB - Beattie Feathers
 FB - Breezy Wynn/
 Malcom Anderson

1934

LE - Louis Pounders
 LT - Alfred Austelle
 LG - Ralph Hatley
 C - Jim Claxton
 RG - Murray Warmath
 RT - Howard Bailey
 RE - Gene Rose
 BB - Henry Krouse
 WB - Edwin Palmer
 TB - Charles Vaughan
 FB - George Craig

1935

LE - Sonny Humphries
 LT - Edwin Crawford
 LG - Dewitt Weaver
 C - Herbie Tade
 RG - Joe Dougherty
 RT - Frank Crawford
 RE - Gene Rose
 BB - Fred Moses
 WB - Edwin Palmer
 TB - Phil Dickens
 FB - William Lippe

1936

LE - James Porter
 LT - Frank Crawford
 LG - Dewitt Weaver
 C - Joe Little
 RG - Joe Black Hayes
 RT - Robert Fulton
 RE - Ralph Eldred
 BB - William McCarren
 WB - Melvin Herring
 TB - Phil Dickens
 FB - Marion Perkins

1937

LE - Bowden Wyatt
 LT - Bob Woodruff
 LG - Willie Lefler
 C - Joe Little
 RG - Joe Black Hayes
 RT - Frank Crawford
 RE - Ralph Eldred
 BB - William McCarren
 WB - Edwin Duncan
 TB - Walter Wood
 FB - Marion Perkins

1938

LE - George Hunter
 LT - Abe Shires
 LG - Ed Molinski
 C - Jim Rike
 RG - Bob Suffridge

RT - Boyd Clay
 RE - Bowden Wyatt
 BB - Sam Bartholomew
 WB - Bob Foxx
 TB - George Cafego
 FB - Leonard Coffman

1939

LE - Jimmy Coleman
 LT - Abe Shires
 LG - Ed Molinski
 C - Jim Rike
 RG - Bob Suffridge
 RT - Boyd Clay
 RE - Ed Cifers
 BB - Sam Bartholomew
 WB - Bob Foxx
 TB - George Cafego
 FB - Leonard Coffman

1940

LE - Jimmy Coleman
 LT - Marshall Shires
 LG - Ed Molinski
 C - Norbert Ackermann
 RG - Bob Suffridge
 RT - Burr West
 RE - Ed Cifers
 BB - Ike Peel
 WB - Bob Foxx
 TB - Van Thompson
 FB - Bill Nowling

1941

LE - Mike Balitsaris
 LT - Leonard Simonetti
 LG - Rudy Klarer
 C - Ray Graves
 RG - Henry Noel
 RT - Don Edmiston
 RE - Al Hust
 BB - Ike Peel
 WB - Jimmy
 Schwartzinger
 TB - Johnny Butler
 FB - Bill Nowling

1942

LE - Al Hust
 LT - Denver Crawford
 LG - Jimmy Myers
 C - Jody Fisher
 RG - Royal Price
 RT - Dick Huffman
 RE - O.C. Lloyd
 BB - Charles Mitchell
 WB - James Gaffney
 TB - Robert Cifers
 FB - Bill Nowling

1943

NO TEAM - World War II

1944

LE - Roy Cross
 LT - Russ Dobelstein
 LG - E.J. Asbury
 C - Russ Morrow
 RG - Bob Dobelstein
 RT - Bo Stewart
 RE - Patrick (Buddy) Pike
 BB - Billy Bevis
 WB - Casey Stephenson

TB - Buster Stephens
 FB - Mark Major

1945

LE - Charles Wildman
 LT - Russ Dobelstein
 LG - Claude McQuady
 C - Ben Miller
 RG - Bob Dobelstein
 RT - Mike Paidousis
 RE - Patrick (Buddy) Pike
 BB - Billy Bevis
 WB - Casey Stephenson
 TB - Buster Stephens
 FB - John Manning

1946

LE - Franklin Hubbell
 LT - Dick Huffman
 LG - Royal Price
 C - Dave Stephenson
 RG - Ray Drost
 RT - Denver Crawford
 RE - Dick Jordan
 BB - Charley Mitchell
 WB - Bill Hillman
 TB - Walter Slater
 FB - Mark Major

1947

LE - Chan Caldwell
 LT - Charles Wildman
 LG - Clayton Stapleton
 C - Ralph Huneycutt
 RG - Ray Drost
 RT - Denver Crawford
 RE - Ben Huddleston
 BB - Orvis Milner
 WB - Bob Lund
 TB - Hal Littleford
 FB - George Balitsaris

1948

LE - Jim Powell
 LT - Jack Stroud
 LG - Ray John Elkas
 C - Ralph Huneycutt
 RG - Charles Baker
 RT - Norman Messeroll
 RE - Al Russas
 BB - Jack Armstrong
 WB - Bob Lund
 TB - Hal Littleford
 FB - Ralph Chancey

1949

Offense
 LE - Charles Cummins
 LT - Bill Pearman
 LG - Ray Elkas
 C - Bob Davis
 RG - Chaddy Baker
 RT - Ken Donahue
 RE - Jim Miner
 BB - Jimmy Hahn
 WB - Bert Rechichar
 TB - Hal Littleford
 FB - Bernie Sizemore
Defense
 LE - Bud Sherrod
 LT - Norman Messeroll
 LG - Ted Daffer

RG - Jim Vugrin
 RT - Jack Stroud
 RE - Allen Fielden
 LB - Gordon Polofsky
 LB - Bill Jasper
 HB - Jimmy Hill
 HB - J.W. Sherrill
 S - W.C. Cooper

1950

Offense
 LE - John Gruble
 LT - Jack Stroud
 LG - Earl Campbell
 C - Bob Davis
 RG - John Michels
 RT - Jim Haslam
 RE - Vince Kaseta
 BB - Jimmy Hahn
 WB - Bert Rechichar
 TB - Hank Lauricella
 FB - Dick Ernsberger+/
 Andy Kozar

Defense

E - Bud Sherrod
 T - Roy Smith
 G - Ted Daffer
 F - Francis Holohan
 T - Bill Pearman
 E - Doug Atkins
 LB - Gordon Polofsky
 LB - Bill Jasper
 HB - Jimmy Hill
 HB - J.W. Sherrill
 S - Bert Rechichar

1951

Offense
 LE - John Davis
 LT - Charley Stokes
 LG - Vernon Lyons
 C - Bob Davis
 RG - John Michels
 RT - Jim Haslam
 RE - Vince Kaseta
 BB - Jimmy Hahn
 WB - Bert Rechichar
 TB - Hank Lauricella
 FB - Andy Kozar+/
 Dick Ernsberger

Defense

LE - Mack Franklin
 LT - Bob Fisher
 LG - Ted Daffer
 RG - Francis Holohan
 RT - Bill Pearman
 RE - Doug Atkins
 LB - Bill Jasper
 LB - Gordon Polofsky
 HB - Ray Martin
 HB - Joe Maiure
 S - Bert Rechichar

1952

Offense
 LE - John Davis
 LT - Dick Mayock
 LG - Earl Campbell
 C - Roger Vest
 RG - John Michels
 RT - Jim Haslam
 RE - Vic Kolenik

BB - Harold Hubbard
 WB - Ed Morgan
 TB - Pat Shires
 FB - Andy Kozar
Defense
 LE - Mack Franklin
 LT - Bob Fisher
 LG - Francis Holohan
 RG - Andy Meyers
 RT - Doug Atkins
 RE - Roger Rotroff
 LB - Bill Barbish
 LB - Gene Moeller
 HB - Jerry Hyde
 HB - Joe Maiure
 S - Bobby Brengle

1953

LE - Mack Franklin
 LT - Bob Fisher
 LG - John Powell
 C - Lamar Leachman
 RG - Bob Scott
 RT - Darris McCord
 RE - Roger Rotroff
 BB - Bill Barbish
 WB - Jerry Hyde
 TB - Jim Wade
 FB - Ted Schwanger

1954

LE - Roger Urbano
 LT - Jerry DeLuca
 LG - Charles Coffey
 C - Charles Scholes
 RG - Frank McCroskey
 RT - Darris McCord
 RE - Edd Cantrell
 BB - Jim Beutel
 WB - Terry Sweeney
 TB - Johnny Majors
 FB - Tom Tracy

1955

LE - Buddy Cruze
 LT - Charles Rader
 LG - Bruce Burnham
 C - Dave Stottlemeyer
 RG - Charles Coffey
 RT - John Gordy
 RE - Roger Urbano
 BB - Jim Beutel
 WB - Bob Hibbard
 TB - Johnny Majors
 FB - Tommy Bronson

1956

LE - Buddy Cruze
 LT - Charles Rader
 LG - Bruce Burnham
 C - Bubba Howe
 RG - Bill Johnson
 RT - John Gordy
 RE - Roger Urbano
 BB - Stockton Adkins
 WB - Bill Anderson
 TB - Johnny Majors
 FB - Tommy Bronson
 KS - Sammy Burklow

GENERAL

STAFF

PLAYERS

REVIEW

HISTORY

HONORS

VOLMANAC

RECORDS



1957

LE - Landon Darty
 LT - Jim Smelcher
 LG - Lon Herzbrun
 C - Dave Stottlemeyer
 RG - Bill Johnson
 RT - Frank Kolinsky
 RE - Murray Armstrong
 BB - Stockton Adkins
 WB - Bill Anderson
 TB - Bobby Gordon
 FB - Tommy Bronson
 KS - Sammy Burklow

1958

LE - Mike LaSorsa
 LT - Bo Shafer
 LG - Joe Lukowski
 C - Ray Moss
 RG - Bobby Urbano
 RT - Joe Schaffer
 RE - Tommy Potts
 BB - Jim Cartwright
 WB - Bobby Sandlin
 TB - Bill Majors
 FB - Carl Smith
 KS - Sammy Burklow

1959

LE - Mike LaSorsa
 LT - Lebron Shields
 LG - Joe Lukowski
 C - Ray Moss
 RG - Wayne Grubb
 RT - Joe Schaffer
 RE - Cotton Letner
 BB - Jim Cartwright
 WB - Ken Waddell
 TB - Bill Majors
 FB - Bunny Orr
 KS - Cotton Letner

1960

LE - Mike LaSorsa
 LT - Don Cissell
 LG - Paul Inglett
 C - Mike Lucci
 RG - Wayne Grubb
 RT - Ken Frost
 RE - Cotton Letner
 BB - Jim Cartwright
 WB - Ken Waddell
 TB - Glenn Glass
 FB - J. W. Carter
 KS - Cotton Letner

1961

LE - Mike Stratton
 LT - Kenny Brown
 LG - Ned Sullivan
 C - Mike Lucci
 RG - Larry Richards
 RT - Paul Tilson
 RE - Pat Augustine
 BB - Wayne Coleman
 WB - Hubert McClain
 TB - Mallon Faircloth
 FB - J.W. Carter+/Bunny Orr
 KS - Gary Cannon

1962

LE - John Bill Hudson
 LT - Kenny Brown
 LG - Larry Richards
 C - L.T. Helton
 RG - Bob Dalton
 RT - Tom Williams
 RE - Pat Augustine
 BB - Wayne Coleman
 WB - Wayne Fair
 TB - Mallon Faircloth
 FB - George Canale
 KS - George Shufford

1963

LE - Al Tanara
 LT - Bo Zvolerin
 LG - Ned Sullivan
 C - Bert Ackermann
 RG - Steve DeLong
 RT - Dick Evey
 RE - Buddy Fisher
 BB - Ken Honea
 WB - John Paty
 TB - Mallon Faircloth
 FB - Stan Mitchell
 P - Jackie Cotton
 KS - Fred Martin

1964

Offense
 TE - Whit Canale
 LT - Gerald Woods
 LG - Terry Bird
 C - Bert Ackermann
 RG - Robbie Franklin
 RT - Bill Cameron
 SE - Paul Naumoff
 QB - Art Galiffa
 WB - Stan Mitchell
 TB - Hal Wantland
 FB - Jack Patterson
 KS - Fred Martin
Defense
 LE - Glenn Gray
 LT - Joe Graham
 MG - Steve DeLong
 RT - Carl Ellis
 RE - Bobby Frazier
 MM - Doug Archibald
 LB - Frank Emanuel
 LB - Tom Fisher
 CB - Harold Stancell
 CB - Jerry Smith
 FS - Bob Petrella
 P - Ron Widby

1965

Offense
 TE - Austin Denney
 LT - John Boynton
 LG - Gerald Woods
 C - Bob Johnson
 RG - Bobby Gratz
 RT - Jim Lowe
 SE - Johnny Mills
 WB - Hal Wantland
 QB - Charles Fulton
 TB - Walter Chadwick
 FB - Stan Mitchell
 PK - David Leake
Defense
 LE - Paul Naumoff
 LT - Mack Gentry

MG - Robbie Franklin
 RT - Bill Cameron
 RE - Bobby Frazier
 LB - Tom Fisher
 LB - Frank Emanuel
 CB - Harold Stancell
 CB - Jerry Smith
 MM - Doug Archibald
 FS - Bob Petrella
 P - Ron Widby

1966

Offense
 TE - Austin Denney
 LT - John Boynton
 LG - Charles Rosenfelder
 C - Bob Johnson
 RG - Elliott Gammage
 RT - Terry Bird
 SE - Johnny Mills
 WB - Richmond Flowers
 QB - Dewey Warren
 TB - Charlie Fulton
 FB - Richard Pickens
 KS - Gary Wright
Defense
 LE - Neal McMeans
 LT - Dick Williams
 MG - Bobby Morel
 RT - Derrick Weatherford
 RE - Nick Showalter
 LB - Doug Archibald
 LB - Paul Naumoff
 CB - Harold Stancell
 CB - Jerry Smith
 MM - Jimmy Glover
 FS - Bill Young
 P - Ron Widby

1967

Offense
 TE - Ken DeLong
 LT - Elliott Gammage
 LG - Joe Graham
 C - Bob Johnson
 RG - Charles Rosenfelder
 RT - John Boynton
 SE - Terry Dalton
 WB - Richmond Flowers
 QB - Dewey Warren
 TB - Walter Chadwick
 FB - Richard Pickens
 PK - Karl Kremser
Defense
 LE - Neal McMeans
 LT - Dick Williams
 MG - Rick Marino
 RT - Derrick Weatherford
 RE - Jim McDonald
 LB - Steve Kiner
 LB - Jack Reynolds
 HB - Jim Weatherford
 HB - Albert Dorsey
 MM - Jimmy Glover
 FS - Mike Jones
 P - Herman Weaver

1968

Offense
 TE - Ken DeLong
 LT - Mike Gooch
 LG - Don Denbo
 C - Chip Kell

RG - Charles Rosenfelder
 RT - Jerry Holloway
 SE - Gary Kreis
 WB - Bill Baker
 QB - Bubba Wyche
 TB - Richmond Flowers
 FB - Richard Pickens
 PK - Karl Kremser
Defense
 LE - Neal McMeans
 LT - Dick Williams
 RT - Frank Yanosky
 RE - Jim McDonald
 LB - Steve Kiner
 LB - Jack Reynolds
 MG - James Woody
 CB - Jimmy Weatherford
 CB - Mike Jones
 MM - Nick Showalter
 FS - Bill Young
 P - Herman Weaver

1969

Offense
 TE - Ken DeLong
 LT - Steve Robinson
 LG - Don Denbo
 C - Mike Bevans
 RG - Chip Kell
 RT - Joe Balthrop
 SE - Gary Kreis
 WB - Lester McClain
 QB - Bobby Scott
 TB - Don McLeary
 FB - Curt Watson
 PK - George Hunt
Defense
 LE - Vic Dingus
 LT - Frank Yanosky
 RT - Steve Carroll
 RE - James Woody
 LB - Steve Kiner
 LB - Jack Reynolds
 LB - Jackie Walker
 CB - Benny Dalton
 CB - Mike Jones
 SS - Tim Priest
 FS - Bill Young
 P - Herman Weaver

1970

Offense
 TE - Gary Theiler
 LT - Steve Robinson
 LG - Don Denbo
 C - Mike Bevans
 RG - Chip Kell
 RT - Joe Balthrop
 SE - Joe Thompson
 WB - Lester McClain
 QB - Bobby Scott
 TB - Don McLeary
 FB - Curt Watson
 PK - George Hunt
Defense
 LE - Manley Mixon
 LT - Bill Emendorfer
 RT - John Wagster
 RE - Ronnie Drummonds
 LB - Ray Nettles
 LB - James Woody+/Jamie Rotella
 LB - Jackie Walker

CB - Conrad Graham
 CB - David Allen
 SS - Tim Priest
 FS - Bobby Majors
 P - Bobby Majors

1971

Offense
 TE - Gary Theiler
 LT - Gaylon Hill
 LG - Phillip Fulmer
 C - Tom Johnson
 RG - Bill Emendorfer
 RT - Joe Balthrop
 SE - Joe Thompson
 WB - Stan Trott
 QB - Jim Maxwell
 TB - Bill Rudder
 FB - Curt Watson
 PK - George Hunt
Defense
 LE - Ken Lambert
 LT - Frank Howell
 RT - John Wagster
 RE - Carl Johnson
 LB - Ray Nettles
 LB - Jamie Rotella
 LB - Jackie Walker
 CB - Conrad Graham
 CB - David Allen
 SS - Eddie Brown
 FS - Bobby Majors
 P - Bobby Majors

1972

Offense
 TE - Sonny Leach
 LT - Gene Killian
 LG - Gaylon Hill
 C - Tom Johnson
 RG - Bill Emendorfer
 RT - David Shaffer
 SE - Emmon Love
 QB - Condredge Holloway
 WB - Jimmy Young
 TB - Haskel Stanback
 FB - Steve Chancy
 PK - Ricky Townsend
Defense
 LE - Ken Lambert
 LT - Robert Pulliam
 RT - John Wagster
 RE - Carl Johnson
 LB - Art Reynolds
 LB - Eddie Wilson
 LB - Jamie Rotella
 CB - Conrad Graham
 CB - David Allen
 SS - Tim Townes
 FS - Eddie Brown
 P - Neil Clabo

1973

Offense
 TE - Tommy West
 LT - Steve Cone
 LG - Gene Killian
 C - Steve Urubek
 RG - Mickey Marvin
 RT - Larry Satterfield
 SE - Emmon Love
 QB - Condredge Holloway



TB - Haskel Stanback
 FB - Bill Rudder
 WB - Chip Howard
 PK - Ricky Townsend
Defense
 LE - Sammy Hair
 LT - Robert Pulliam
 RT - Mike Smith
 RE - David Campbell
 LB - Eddie Wilson
 LB - Art Reynolds
 LB - Hank Walter
 CB - Nick Carmichael
 CB - Russ Rabenstein
 SS - Eddie Brown
 FS - Jim Watts
 P - Neil Clabo

1974

Offense

TE - Tommy West
 LT - Phil Clabo/David Brady
 LG - Steve Cone
 C - Paul Johnson
 RG - Mickey Marvin
 RT - Larry Satterfield
 SE - Larry Seivers
 QB - Condredge Holloway
 TB - Stanley Morgan
 FB - Paul Careathers
 WB - Tim Fitchpatrick
 PK - Ricky Townsend
Defense
 LE - Ron McCartney
 LT - Robert Pulliam
 RT - David Page
 RE - David Poley
 LB - Hank Walter
 LB - Steve Poole
 LB - Andy Spiva
 CB - Jim Watts
 CB - Jon Murdic
 SS - Ernie Ward
 FS - Mike Mauck
 P - Neil Clabo

1975

Offense

TE - Tommy West
 LT - Brent Watson
 LG - Joe Gallagher
 C - Paul Johnson
 RG - Mickey Marvin
 RT - David Brady
 SE - Larry Seivers
 QB - Randy Wallace
 WB - John Yarbrough
 TB - Stanley Morgan
 FB - Mike Gayles
 PK - Jim Gaylor
Defense
 LE - Ron McCartney
 LT - Jim Wooffer
 RT - David Page
 RE - Kevin Davis
 LB - Steve Poole
 LB - Russ Williams
 LB - Andy Spiva
 CB - David Parsons
 CB - Russ Rabenstein
 SS - Ernie Ward
 FS - Mike Mauck
 P - Craig Colquitt

1976

Offense

TE - John Murphy
 LT - Brent Watson
 LG - Joe Gallagher
 C - Robert Shaw
 RG - Mickey Marvin
 RT - David Brady
 SE - Larry Seivers
 QB - Randy Wallace
 WB - Stanley Morgan
 TB - Mike Gayles
 FB - Bobby Emmons
 PK - Jim Gaylor
Defense
 LE - Charles Anderson
 LT - Jim Wooffer
 RT - Danny Jenkins
 RE - Kevin Davis
 LB - Craig Puki
 LB - Andy Spiva
 LB - Greg Jones
 CB - Thomas Rowsey
 CB - David Parsons
 SS - Russ Williams
 FS - Roland James
 P - Craig Colquitt

1977

Offense

TE - Reggie Harper
 LT - Ralph Bullard
 LG - Charlton Webb
 C - Robert Shaw
 RG - Jay Williams
 RT - Brent Watson
 SE - Jeff Moore
 TB - Kelsey Finch
 FB - Nate Sumpter
 QB - Jimmy Streater
 WB - Billy Arbo
 PK - Jim Gaylor
Defense
 LE - David Barron
 LT - Johnny Chavis
 MG - Jim Noonan
 RT - Danny Jenkins
 RE - Dennis Wolfe
 LB - Greg Jones
 LB - Lionel Stewart
 HB - Thomas Rowsey
 HB - Roland James
 SS - Russ Williams
 FS - Val Barksdale
 P - Craig Colquitt

1978

Offense

TE - Reggie Harper
 LT - Phil Sutton
 LG - Charlton Webb
 C - Robert Shaw
 RG - Bill Marren
 RT - Jay Williams
 SE - Jeff Moore
 QB - Jimmy Streater
 TB - Kelsey Finch
 FB - Frank Foxx
 WB - Billy Arbo
 PK - Alan Duncan
Defense
 LE - Steve Davis
 LT - Lee Otis Burton
 MG - Jim Noonan

RT - Brad White
 RE - Dennis Wolfe
 LB - Danny Spradlin
 LB - Craig Puki
 CB - Roland James
 CB - Junior Reid
 SS - Greg Gaines
 FS - Clark Duncan
 P - Dale Schneitman

1979

Offense

TE - Reggie Harper
 LT - Phil Sutton
 LG - Bill Marren
 C - Lee North
 RG - Mike Jester
 RT - Tim Irwin
 SE - Anthony Hancock
 QB - Jimmy Streater
 WB - Phil Ingram
 TB - James Berry
 FB - Hubert Simpson
 PK - Alan Duncan
Defense
 LE - Steve Davis
 LT - Kenny Jones
 MG - Steve Kluge
 RT - Brad White
 RE - Brian Ingram
 LB - Danny Spradlin
 LB - Craig Puki
 CB - Wilbert Jones
 CB - Danny Martin
 SS - Bill Bates
 FS - Roland James
 P - John Warren

1980

Offense

TE - Reggie Harper
 LT - Jay Williams
 LG - Bill Marren
 C - Lee North
 RG - Dwight Wilson
 RT - Tim Irwin
 SE - Willie Gault
 QB - Steve Alatorre
 WB - Anthony Hancock
 HB - Terry Daniels
 FB - James Berry
 PK - Alan Duncan
Defense
 LE - Lemont Holt Jeffers
 LT - Brad White
 MG - Jim Noonan
 RT - Reggie Duncan
 RE - Mike "Stop" Cofer
 LB - Danny Spradlin
 LB - Greg Gaines
 CB - Danny Martin
 CB - Wilbert Jones
 SS - Bill Bates
 FS - Val Barksdale
 P - John Warren

1981

Offense

TE - Mike "Go" Cofer
 LT - Jani Trupovnieks
 LG - David James
 C - Lee North
 RG - Bill Mayo
 RT - John Matthews

SE - Mike Miller
 QB - Steve Alatorre
 FB - Alvin Toles
 TB - James Berry
 WB - Anthony Hancock
 PK - Fuad Reveiz
Defense
 LE - Brian Ingram
 LT - Chris Wampler
 MG - Leonard Jackson
 RT - Reggie White
 RE - Ricky Holt
 LL - Lemont Jeffers
 RL - Mike "Stop" Cofer
 CB - Lee Jenkins
 CB - Carlton Peoples
 SS - Daryl Harper
 FS - Bill Bates
 P - Jimmy Colquitt

1982

Offense

TE - Kenny Jones
 LT - Curt Singer
 LG - Mike Furnas
 C - Glenn Streno
 RG - Bill Mayo
 RT - John Matthews
 SE - Willie Gault
 QB - Alan Cockrell
 TB - Chuck Coleman
 FB - Doug Furnas
 WB - Darryal Wilson
 PK - Danny Reveiz
Defense
 LE - Mike Terry
 LT - Mike Casteel
 MG - Steve Kluge
 RT - Reggie White
 RE - Mike "Stop" Cofer
 LLB - Duan Henry
 RLB - Joe Cofer
 CB - Lee Jenkins
 CB - Carlton Peoples
 SS - Bill Bates
 FS - Joe Cozart
 P - Jimmy Colquitt

1983

Offense

TE - John Cook
 LT - Curt Singer
 LG - Mike Furnas
 C - Glenn Streno
 RG - Bill Mayo
 RT - Steve Knight
 SE - Clyde Duncan
 QB - Alan Cockrell
 TB - Chuck Coleman
 FB - Randall Morris
 WB - Lenny Taylor
 PK - Fuad Reveiz
Defense
 LOLB - Ricky Holt
 LT - Reggie White
 LILB - Carl Zander
 MG - Johnny Williams
 RILB - Alvin Toles
 RT - Mark Studaway
 ROLB - Dale Jones
 CB - Tommy Sims
 CB - Terry Brown
 SS - Joe Cofer
 FS - Charles Davis

P - Jimmy Colquitt

1984

Offense

TE - John Cook
 LT - David Douglas
 LG - Bill Mayo
 C - Raleigh McKenzie
 RG - Bruce Wilkerson
 RT - David Moon
 SE - Joey Clinkscales
 QB - Tony Robinson
 TB - Johnnie Jones
 FB - Kenneth Cooper
 WB - Tim McGee
 PK - Fuad Reveiz
Defense
 LOLB - Reggie McKenzie
 LT - Jim Dunkin
 LILB - Carl Zander
 MG - Robby Scott
 RILB - Joe Cofer
 RT - Tony Simmons
 ROLB - Dale Jones
 CB - Terry Brown
 CB - Tommy Sims
 SS - Vince Clark
 FS - Charles Davis
 P - Jimmy Colquitt

1985

Offense

TE - Jeff Smith
 LT - David Douglas
 LG - Harry Galbreath
 C - Todd Kirk
 RG - John Bruhin
 RT - Bruce Wilkerson
 SE - Eric Swanson
 QB - Tony Robinson+/
 Daryl Dickey
 TB - Keith Davis
 FB - William Howard
 WB - Tim McGee
 PK - Carlos Reveiz
Defense
 LOLB - Bryan Kimbro
 LT - Robby Scott
 MG - Richard Brown
 RT - Mark Hovanic
 ROLB - Dale Jones
 LILB - Kelly Ziegler
 RILB - Darrin Miller
 CB - Tommy Sims
 CB - Terry Brown
 SS - Chris White
 FS - Charles Davis
 P - Bob Garmon

1986

Offense

TE - Tim Hendrix
 LT - Daryle Smith
 LG - Harry Galbreath
 C - Todd Kirk
 RG - John Bruhin
 RT - Bruce Wilkerson
 SE - Joey Clinkscales
 QB - Jeff Francis
 TB - Keith Davis
 FB - Charles Wilson
 WB - Terence Cleveland
 PK - Carlos Reveiz

Defense

LOLB - Bryan Kimbro
 LT - Robby Scott
 MG - Brian Hunt
 RT - Mark Hovanic
 ROLB - Dale Jones
 LILB - Kelly Ziegler
 RILB - Darrin Miller
 CB - Terry McDaniel
 CB - Victor Peppers
 SS - Charles Davis
 FS - Terry Brown
 P - Bob Garmon

1987

Offense

TE - Nate Middlebrooks
 LT - Kevin Simons
 LG - Harry Galbreath
 C - Todd Kirk
 RG - John Bruhin
 RT - Eric Still
 SE - Thomas Woods
 WB - Terence Cleveland
 QB - Jeff Francis
 TB - Reggie Cobb
 FB - William Howard
 PK - Phil Reich

Defense

LOLB - Mike Kelley
 LT - David Johnson
 MG - Charles McRae
 RT - Marion Hobby
 ROLB - Darrin Miller
 LILB - Kelly Ziegler
 RILB - Keith DeLong
 CB - Terry McDaniel
 CB - Victor Peppers
 SS - Cedric Kline
 FS - Kelly Days
 P - Bob Garmon

1988

Offense

TE - Nate Middlebrooks
 LT - Kevin Simons
 LG - Antone Davis
 C - Ray Robinson
 RG - Eric Still
 RT - Phil Stuart
 SE - Thomas Woods
 WB - Alvin Harper
 QB - Jeff Francis
 FB - John Rollins
 TB - Reggie Cobb
 PK - Chip McCallum
 Defense

LOLB - Bryan Kimbro
 DT - Mark Moore
 MG - Shazzon Bradley
 DT - Marion Hobby
 ROLB - Tracy Hayworth
 LILB - Earnest Fields
 RILB - Keith DeLong
 CB - Preston Warren
 CB - Jeremy Lincoln
 SS - Cedric Kline
 FS - Kelly Days
 P - Kent Elmore

1989

Offense

TE - Mark Adams
 LT - Charles McRae
 LG - Tom Myslinski
 C - John Fisher
 RG - Eric Still
 RT - Antone Davis
 SE - Thomas Woods
 WB - Terence Cleveland
 QB - Sterling Henton
 FB - Roland Poles
 TB - Chuck Webb
 PK - Greg Burke

Defense

LDE - Marion Hobby
 LDT - Mark Moore
 RDT - Martin Williams
 RDE - Tracy Hayworth
 LLB - Earnest Fields
 MLB - Shazzon Bradley
 RLB - Darryl Hardy
 CB - Preston Warren
 CB - Keith Denson
 SS - Kelly Days
 FS - Jason Julian
 P - Kent Elmore

1990

Offense

TE - Mark Adams
 LT - Charles McRae
 LG - Tom Myslinski
 C - John Fisher
 RG - Doug Baird
 RT - Antone Davis
 SE - Carl Pickens
 WB - Alvin Harper
 QB - Andy Kelly
 FB - Roland Poles
 TB - Chuck Webb/
 Tony Thompson
 PK - Greg Burke

Defense

LDE - Kacy Rodgers
 LDT - Vince Moore
 RDT - Carey Bailey
 RDT - Chuck Smith
 LLB - Darryl Hardy
 MLB - Shon Walker
 RLB - Earnest Fields
 CB - Floyd Miley
 CB - Jeremy Lincoln
 SS - Mark Fletcher
 FS - Dale Carter
 P - Joey Chapman

1991

Offense

TE - Mark Adams
 LT - Bernard Dafney
 LG - Tom Myslinski
 C - John Fisher
 RG - Mike Stowell
 RT - Patrick Lenoir
 SE - Carl Pickens
 WB - Craig Faulkner
 QB - Andy Kelly
 FB - Mario Brunson
 TB - James Stewart
 PK - John Becksvoort

Defense

LDE - Chris Mims
 LDT - Shazzon Bradley

RDT - J.J. Surlas
 RDE - Chuck Smith
 LLB - Darryl Hardy
 MLB - Shon Walker
 RLB - Earnest Fields
 CB - Jeremy Lincoln
 CB - Floyd Miley
 SS - David Bennett
 FS - Dale Carter
 P - Tom Hutton

1992

Offense

TE - Robert Todd
 LT - Mike Stowell
 LG - Bubba Miller
 C - Brian Spivey
 RG - Jeff Smith
 RT - Rodney Gordon
 SE - Cory Fleming
 WB - Craig Faulkner
 QB - Heath Shuler
 FB - Marion Brunson
 TB - Charlie Garner
 PK - John Becksvoort

Defense

LDE - James Wilson
 LDT - Jeff Tullis
 RDT - J.J. Surlas
 RDE - Todd Kelly
 LLB - George Kidd
 MLB - Reggie Ingram
 RLB - Ben Talley
 CB - DeRon Jenkins
 CB - Tracy Smith
 SS - J.J. McCleskey
 FS - Jason Parker
 P - Tom Hutton

1993

Offense

TE - David Horn
 LT - Jason Layman
 LG - Kevin Mays
 C - Bubba Miller
 RG - Jeff Smith
 RT - Leslie Ratliffe
 SE - Cory Fleming
 WB - Craig Faulkner
 QB - Heath Shuler
 FB - Mario Brunson
 TB - Charlie Garner
 PK - John Becksvoort

Defense

LDE -- James Wilson
 LDT - Shane Bonham
 RDT - Paul Yatkowski
 RDE - Horace Morris
 LLB - Scott Galyon
 MLB - Reggie Ingram
 RLB - Ben Talley
 CB - DeRon Jenkins
 CB - Ronald Davis
 SS - Victor Brown
 FS - Jason Parker
 P - Tom Hutton

1994

Offense

TE - David Horn
 LT - Jason Layman
 LG - Kevin Mays
 C - Jeff Smith
 RG - Bubba Miller

RT - Leslie Ratliffe
 SE - Joey Kent
 WB - Kendrick Jones
 QB - Jerry Colquitt/
 Peyton Manning
 FB - Mose Phillips
 TB - James Stewart
 PK - John Becksvoort

Defense

LDE - Ben Talley
 LDT - Cory Stone
 RDT - Leland Taylor
 RDE - Steve White
 LLB - Jesse Sanders
 MLB - Tyrone Hines
 RLB - Scott Galyon
 CB - DeRon Jenkins
 CB - Terry Fair
 SS - Raymond Austin
 FS - Jason Parker
 P - Tom Hutton

1995

Offense

TE - Scott Pfeiffer
 LT - Jason Layman
 LG - Trey Peterson
 C - Jeff Smith
 RG - Bubba Miller
 RT - Robert Poole
 WR - Marcus Nash
 FL - Joey Kent
 QB - Peyton Manning
 FB - Chester Ford
 TB - Jay Graham
 PK - Jeff Hall

Defense

LDE - Leonard Little
 LDT - Shane Burton
 RDT - Billy Beron
 RDE - Steve White
 LLB - Jesse Sanders
 MLB - Tyrone Hines
 RLB - Scott Galyon
 CB - DeRon Jenkins
 CB - Terry Fair
 SS - Raymond Austin
 FS - Tori Noel
 P - Larry Binion

1996

Offense

TE - Dustin Moore
 LT - Trey Teague
 LG - Spencer Riley
 C - Brent Gibson
 RG - Robert Poole
 RT - Chad Clifton
 WR - Marcus Nash
 FL - Joey Kent
 QB - Peyton Manning
 FB - Chester Ford
 TB - Jay Graham
 PK - Jeff Hall

Defense

LDE - Leonard Little
 LDT - Bill Duff
 RDT - Ron Green
 RDE - Jonathan Brown
 LLB - Al Wilson
 MLB - Tyrone Hines
 RLB - Craig King
 CB - Raymond Austin
 CB - Terry Fair

SS - Tori Noel
 FS - Jason Parker
 P - Larry Binion

1997

Offense

TE - Eric Diogu
 LT - Chad Clifton
 LG - Spencer Riley
 C - Trey Teague
 RG - Mercedes Hamilton
 RT - Cosey Coleman
 WR - Marcus Nash
 WR - Peerless Price
 QB - Peyton Manning
 FB - Shawn Bryson
 TB - Jamal Lewis
 PK - Jeff Hall

Defense

LDE - Jonathan Brown
 LDT - Bill Duff
 RDT - Ron Green
 RDE - Corey Terry
 LLB - Al Wilson
 MLB - Leonard Little
 RLB - Raynoch Thompson
 CB - Dwayne Goodrich
 CB - Terry Fair
 SS - Tori Noel
 FS - Cory Gaines
 P - Chris Hogue

1998

Offense

TE - Eric Diogu
 LT - Chad Clifton
 LG - Mercedes Hamilton
 C - Spencer Riley
 RG - Cosey Coleman
 RT - Jarvis Reado
 WR - Cedrick Wilson
 WR - Peerless Price
 QB - Tee Martin
 FB - Shawn Bryson
 TB - Jamal Lewis+/
 Travis Henry
 PK - Jeff Hall

Defense

LDE - Shaun Ellis
 LDT - Jeff Coleman
 RDT - Darwin Walker
 RDE - Corey Terry
 LLB - Eric Westmoreland
 MLB - Al Wilson
 RLB - Raynoch Thompson
 CB - Dwayne Goodrich
 CB - Steve Johnson
 SS - Fred White
 FS - Deon Grant
 P - David Leaverton

1999

Offense

TE - John Finlayson
 LT - Chad Clifton
 LG - Fred Weary
 C - Spencer Riley
 RG - Cosey Coleman
 RT - Josh Tucker
 WR - Cedrick Wilson
 WR - David Martin
 QB - Tee Martin
 FB - Phillip Crosby
 TB - Jamal Lewis+/
 Travis Henry



QB - Jonathan Crompton
 TB - Montario Hardesty
 FB - Kevin Cooper
 PK - Daniel Lincoln/
 Devin Mathis
Defense
 LE - Ben Martin
 LT - Wes Brown
 RT - Dan Williams
 RE - Chris Walker
 SLB - LaMarcus Thompson
 MLB - Nick Reveiz/
 Herman Lathers
 WRB - Rico McCoy
 LCB - Dennis Rogan
 RCB - Art Evans
 SS - Eric Berry
 FS - Janzen Jackson
 P - Chad Cunningham

2010*Offense*

TE - Luke Stocker
 LT - Dallas Thomas
 LG - Zach Fulton
 C - James Stone
 RG - Jerod Shaw
 RT - Ja'Wuan James
 WR - Gerald Jones
 WR - Denarius Moore
 QB - Tyler Bray/Matt
 Simms

TB - Tauren Poole
 FB - Channing Fugate
 PK - Daniel Lincoln

Defense

LE - Gerald Williams
 DT - Malik Jackson
 NT - Victor Thomas
 RE - Chris Walker
 SLB - LaMarcus Thompson
 MLB - Nick Reveiz
 WRB - Herman Lathers
 LCB - Marsalis Teague
 RCB - Prentiss Waggner
 SS - Brent Brewer
 FS - Janzen Jackson
 P - Chad Cunningham

2011*Offense*

TE - Mychal Rivera
 LT - Dallas Thomas
 LG - Alex Bullard/Marcus
 Jackson

C - James Stone/Alex
 Bullard
 RG - Zach Fulton
 RT - Ja'Wuan James
 WR - Justin Hunter/
 Zach Rogers
 WR - Da'Rick Rogers
 QB - Tyler Bray
 TB - Tauren Poole
 FB - Ben Bartholomew
 PK - Michael Palardy

Defense

LE - Jacques Smith
 DT - Malik Jackson
 NT - Daniel Hood
 RE - Marlon Walls/Ben
 Martin
 SLB - Curt Maggitt

Antwan Stewart
 SS - Demetric Morley
 FS - Jonathan Hefney
 P - Britton Colquitt

2007*Offense*

TE - Jeff Cottam
 TE - Chris Brown
 LT - Eric Young/
 Chris Scott
 LG - Anthony Parker
 C - Josh McNeil
 RG - Chris Scott
 RT - Ramon Foster
 WR - Lucas Taylor
 WR - Austin Rogers
 QB - Erik Ainge
 TB - Arian Foster
 PK - Daniel Lincoln

Defense

LDE - Xavier Mitchell
 LDT - Demonte Bolden
 RDT - Dan Williams
 RDE - Antonio Reynolds
 SLB - Ryan Karl
 MLB - Jerod Mayo
 WRB - Rico McCoy
 LCB - Brent Vinson
 RCB - DeAngelo
 Willingham
 SS - Eric Berry
 FS - Jonathan Hefney
 P - Britton Colquitt

2008*Offense*

TE - Luke Stocker
 LT - Chris Scott
 LG - Vladimir Richard
 C - Josh McNeil
 RG - Anthony Parker
 RT - Ramon Foster
 WR - Lucas Taylor
 WR - Gerald Jones
 QB - Jonathan Crompton
 TB - Arian Foster
 FB - Kevin Cooper
 PK - Daniel Lincoln

Defense

LE - Wes Brown
 LT - Demonte Bolden
 RT - Dan Williams
 RE - Robert Ayers
 SLB - Nevin McKenzie
 MLB - Ellix Wilson
 WRB - Rico McCoy
 LCB - DeAngelo
 Willingham
 RCB - Dennis Rogan
 SS - Eric Berry
 FS - Demetric Morley
 P - Britton Colquitt

2009*Offense*

TE - Luke Stocker
 LT - Chris Scott
 LG - Cory Sullins
 C - Cody Sullins
 RG - Jacques McClendon
 RT - Aaron Douglas
 WR - Gerald Jones
 WR - Denarius Moore

Rick Clausen
 FB - Cory Anderson
 TB - Cedric Houston
 PK - James Wilhoit
Defense

LDE - Parys Haralson
 LDT - Jesse Mahelona
 RDT - Justin Harrell
 RDE - Karlton Neal
 SLB - Omar Gaither
 MLB - Jason Mitchell
 WLB - Kevin Burnett
 LCB - Roshawn Fellows
 RCB - Jonathan Hefney
 SS - Corey Campbell
 FS - Jason Allen
 P - Dustin Colquitt

2005*Offense*

TE - Chris Brown
 LT - Arron Sears
 LG - Rob Smith
 C - Richie Gandy/
 David Ligon
 RG - Cody Douglas
 RT - Albert Toeaina
 WR - Chris Hannon
 WR - C.J. Fayton
 QB - Rick Clausen
 FB - Cory Anderson
 TB - Gerald Riggs Jr./
 Arian Foster
 PK - James Wilhoit

Defense

LDE - Parys Haralson
 LDT - Justin Harrell
 RDT - Jesse Mahelona
 RDE - Jason Hall
 SLB - Omar Gaither
 MLB - Kevin Simon
 WLB - Jason Mitchell
 LCB - Jonathan Wade
 RCB - Jason Allen+/Inky
 Johnson
 SS - Antwan Stewart
 FS - Jonathan Hefney
 P - Britton Colquitt

2006*Offense*

TE - Chris Brown
 TE - Brad Cottam
 LT - Arron Sears
 LG - David Ligon
 C - Josh McNeil
 RG - Anthony Parker
 RT - Eric Young
 WR - Jayson Swain
 WR - Robert Meachem
 QB - Erik Ainge
 TB - LaMarcus Coker
 PK - James Wilhoit

Defense

LDE - Xavier Mitchell
 LDT - Justin Harrell/
 Turk McBride
 RDT - Matt McGlothlin
 RDE - Antonio Reynolds
 SLB - Ryan Karl
 MLB - Marvin Mitchell
 WLB - Jerod Mayo
 LCB - Jonathan Wade
 RCB - Inky Johnson+/
 Johnson

CB - Jabari Greer
 SS - Julian Battle
 FS - Rashad Baker
 P - Dustin Colquitt

2002*Offense*

TE - Jason Witten
 LT - Michael Munoz
 LG - Jason Respert
 C - Scott Wells
 RG - Anthony Herrera
 RT - Will Offenheuse
 WR - Leonard Scott
 WR - Tony Brown
 QB - Casey Clausen
 FB - Troy Fleming
 TB - Cedric Houston
 PK - Alex Walls

Defense

LDE - Omari Hand
 LDT - Rashad Moore
 RDT - Aubrayo Franklin
 RDE - Demetrian Veal
 LLB - Eddie Moore
 MLB - Robert Peace
 RLB - Kevin Burnett/
 Keyon Whiteside
 CB - Willie Miles
 CB - Julian Battle
 SS - Gibril Wilson
 FS - Rashad Baker
 P - Dustin Colquitt

2003*Offense*

TE - Victor McClure
 LT - Michael Munoz
 LG - Anthony Herrera
 C - Scott Wells
 RG - Cody Douglas
 RT - Sean Young
 WR - Mark Jones
 WR - Tony Brown
 QB - Casey Clausen
 FB - Troy Fleming
 TB - Cedric Houston
 PK - James Wilhoit

Defense

LDE - Parys Haralson
 LDT - J.T. Mapu
 RDT - Mondre Dickerson
 RDE - Constantine Ritz-
 mann
 SLB - Kevin Simon
 MLB - Robert Peace
 WLB - Kevin Burnett
 LCB - Jabari Greer
 RCB - Jason Allen
 SS - Gibril Wilson
 FS - Rashad Baker
 P - Dustin Colquitt

2004*Offense*

TE - Victor McClure
 LT - Michael Munoz
 LG - Rob Smith
 C - Jason Respert
 RG - Cody Douglas
 RT - Arron Sears
 WR - Tony Brown
 WR - Chris Hannon
 QB - Erik Ainge+/
 Johnson

Travis Henry
 PK - Alex Walls
Defense
 LDE - Shaun Ellis
 LDT - Billy Ratliff/
 John Henderson
 RDT - Darwin Walker
 RDE - Will Overstreet
 LLB - Eric Westmoreland
 MLB - Dominique
 Stevenson
 RLB - Raynoch Thompson
 CB - Dwayne Goodrich
 CB - Andre Lott
 SS - Fred White
 FS - Deon Grant
 P - David Leaverton

2000*Offense*

TE - John Finlayson
 LT - Reggie Coleman
 LG - Anthony Herrera
 C - Fred Weary/
 Scott Wells RG -
 Toby Champion
 RT - Michael Munoz
 WR - Cedrick Wilson
 WR - Eric Parker
 QB - Casey Clausen
 FB - Will Bartholomew
 TB - Travis Henry
 PK - Alex Walls

Defense

LDE - DeAngelo Lloyd
 LDT - Edward Kendrick
 RDT - John Henderson
 RDE - Will Overstreet
 LLB - Eric Westmoreland
 MLB - Dominique
 Stevenson
 RLB - Anthony Sessions
 CB - Willie Miles
 CB - Teddy Gaines
 SS - Andre Lott
 FS - Rashad Baker
 P - David Leaverton

2001*Offense*

TE - John Finlayson
 LT - Reggie Coleman
 LG - Fred Weary
 C - Scott Wells
 RG - Jason Respert/
 Chavis Smith
 RT - Will Offenheuse
 WR - Donte Stallworth
 WR - Kelley Washington
 QB - Casey Clausen
 FB - Will Bartholomew
 TB - Travis Stephens
 PK - Alex Walls

Defense

LDE - Bernard Jackson
 LDT - John Henderson
 RDT - Albert
 Haynesworth
 RDE - Will Overstreet
 LLB - Eddie Moore
 MLB - Dominique
 Stevenson
 RLB - Keyon Whiteside
 CB - Andre Lott

MLB - Austin Johnson
 WLB - A.J. Johnson
 LCB - Izauea Lanier
 RCB - Marsalis Teague
 SS - Brent Brewer+/
 Brian Randolph
 FS - Prentiss Waggnar
 P - Matt Darr

2012

Offense

TE - Mychal Rivera
 LT - Antonio Richardson
 LG - Dallas Thomas
 C - James Stone
 RG - Zach Fulton
 RT - Ja'Wuan James
 WR - Justin Hunter
 WR - Cordarrelle Patterson
 QB - Tyler Bray
 TB - Rajion Neal/Marlin Lane
 FB - Ben Bartholomew
 PK - Michael Palardy

Defense

DE - Darrington Sentimore
 NG - Daniel McCullers
 DE - Maurice Couch
 JACK - Jacques Smith/
 Jordan Williams
 SLB - Curt Maggitt
 MLB - A.J. Johnson
 WLB - Herman Lathers
 LCB - Prentiss Waggnar/
 Justin Coleman
 RCB - Marsalis Teague/
 Prentiss Waggnar
 SS - Brian Randolph+/
 Byron Moore
 FS - Byron Moore/
 LaDarrell McNeil
 P - Matt Darr/Michael Palardy

2013

Offense

TE - Brendan Downs
 LT - Antonio Richardson
 LG - Alex Bullard
 C - James Stone
 RG - Zach Fulton
 RT - Ja'Wuan James
 WR - Marquez North
 WR - Alton 'Pig' Howard
 QB - Justin Worley
 TB - Rajion Neal
 WR - Josh Smith
 PK - Michael Palardy

Defense

DE - Corey Miller
 DT - Daniel McCullers
 NG - Daniel Hood
 LEO - Jacques Smith
 SLB - Brent Brewer
 MLB - A.J. Johnson
 WLB - Dontavis Sapp
 CB - Justin Coleman
 CB - Cameron Sutton
 SS - Brian Randolph
 FS - LaDarrell McNeil
 NK - JaRon Toney
 P - Michael Palardy

2014

Offense

TE - Ethan Wolf
 LT - Kyler Kerbyson
 LG - Marcus Jackson
 C - Mack Crowder
 RG - Jashon Robertson
 RT - Coleman Thomas/
 Jacob Gilliam
 WR - Marquez North
 WR - Alton 'Pig' Howard
 QB - Justin Worley/
 Joshua Dobbs
 TB - Jalen Hurd
 WR - Von Pearson/Josh Malone

Defense

PK - Aaron Medley
 DE - Corey Vereen
 DT - Jordan Williams
 NT - Danny O'Brien
 DE - Derek Barnett
 SLB - Curt Maggitt
 MLB - A.J. Johnson
 WLB - Jalen Reeves-Maybin
 CB - Justin Coleman
 CB - Cameron Sutton
 SS - Brian Randolph
 FS - LaDarrell McNeil
 P - Matt Darr

2015

Offense

TE - Ethan Wolf
 LT - Kyler Kerbyson
 LG - Jashon Robertson
 C - Coleman Thomas
 RG - Dylan Wiesman
 RT - Brett Kendrick/
 Chance Hall
 WR - Josh Malone
 WR - Jauan Jennings/
 Josh Smith
 QB - Joshua Dobbs
 TB - Jalen Hurd
 WR - Marquez North/
 Von Pearson
 PK - Aaron Medley

Defense

DE - Corey Vereen/
 LaTroy Lewis
 DT - Owen Williams
 DT - Kendal Vickers
 DE - Derek Barnett
 SLB - Curt Maggitt+/
 Kenny Bynum
 MLB - Jalen Reeves-Maybin
 WLB - Darrin Kirkland Jr.
 CB - Emmanuel Moseley/
 Justin Martin
 CB - Cameron Sutton
 SS - Brian Randolph
 FS - LaDarrell McNeil
 NK - Malik Foreman
 P - Trevor Daniel

2016

Offense

TE - Ethan Wolf
 LT - Drew Richmond/
 Brett Kendrick
 LG - Jashon Robertson
 C - Coleman Thomas/
 Dylan Wiesman
 RG - Dylan Wiesman/
 Jack Jones
 RT - Brett Kendrick/
 Chance Hall
 WR - Josh Malone
 WR - Jauan Jennings
 QB - Joshua Dobbs
 TB - Jalen Hurd/Alvin Kamara
 WR/TE - Josh Smith/
 Jason Croom
 PK - Aaron Medley

Defense

DE - Corey Vereen
 DT - Kendal Vickers
 DT - Danny O'Brien
 DE - Derek Barnett
 SLB - Kenny Bynum
 MLB - Darrin Kirkland Jr./Colton Jumper
 WLB - Jalen Reeves-Maybin/
 Cortez McDowell/
 Elliott Berry
 CB - Emmanuel Moseley/
 Malik Foreman
 CB - Cameron Sutton
 SS - Todd Kelly Jr.
 FS - Micah Abernathy
 NK - Rashaan Gaulden
 P - Trevor Daniel

**Players listed were starters for the majority of the games that season.*

+ Indicates original starter injured during season.



VOLS IN NFL DRAFT HISTORY

Position guide: B-back, C-center, E-end, T-tackle; First-round selections in bold-italic

Year	Name	Pos.	Rnd.	Pick	Team	Year	Name	Pos.	Rnd.	Pick	Team
1936	Gene "Roy" Rose	E	4	36	NYG	1954	Bill Barbish	B	8	95	CLE
1937	Phil Dickens	B	6	52	CHI Cards		Bob Fisher	T	10	115	PITT
1939	Walter "Babe" Wood	B	8	86	CHI Bears	1955	Darris McCord	T	3	36	DET
	Bowden Wyatt	E	11	91	CHI Cards		Ed Nickla	G	14	167	CHI Bears
1940	George Cefego	B	1	1	CHI Cards		Pat Oleksiak	B	18	216	DET
	Jim Rike	C	4	46	DET		Jimmy Wade	B	20	238	PHI
	Boyd Clay	T	11	95	CLE Rams		Joel Kinley	G	27	323	CHI
	Sam Bartholomew	B	11	118	WAS		Lamar Leachman	C	30	360	CLE
	Len Coffman	B	14	124	BROOK	1956	Tom Tracy	B	5	50	DET
1941	Marshall "Abe" Shires	T	2	14	CLE Rams		Buddy Cruze	E	12	143	CHI Bears
	Bob Foxx	B	3	17	CHI Cards	1957	John Gordy	T	2	24	DET
	Bob Suffridge	G	6	42	PITT		Frank Kolinsky	T	28	329	PITT
	Ed Cifers	E	6	50	WAS	1958	Bill Anderson	B	3	31	WAS
1942	Johnny Butler	B	7	51	PITT		Bobby Gordon	B	6	63	CHI Cards
	Ray Graves	C	9	73	PHI		Al Carter	B	22	257	CHI Bears
	Ike Peel	B	15	132	CLE Rams		Bobby Sandlin	B	24	285	BAL
	Don Edmiston	T	17	160	CHI Bears		Tommy Bronson	B	30	360	DET
1943	Al Hust	E	3	29	CHI Cards	1959	Carl Smith	B	9	101	DET
1944	Bob Cifers	B	2	14	DET		Lebron Shields	T	22	256	DET
	Jim Gaffney	B	15	149	WAS	1960	Jerry DeLucca	T	(Expansion)		DAL
	Jim Myers	G	15	151	PITT	1961	Mike Lucci	C	5	69	CLE
	Bud Hubbell	E	15	152	CLE Rams		Billy Majors	B	12	168	PHI
1945	Bob Dobelstein	G	4	28	CHI Cards		Charlie Baker	T	20	279	CLE
	Casey Stephenson	B	7	65	GB		Lebron Shields	T	(Expansion)		MIN
	Dick Huffman	T	9	81	CLE Rams	1962	Glenn Glass	HB	17	231	CHI
	Art Brandau	C	10	89	PITT	1964	Dick Evey	T	1	14	CHI
	Roy Cross	E	10	90	BROOK		Bob Zvolerin	T	12	158	WAS
	Billy Bevis	B	12	119	NYG		Ed Beard	T	14	183	SF
	Jim Chadwell	T	23	240	NYG	1965	Steve DeLong	T	1	6	CHI
	Russ Morrow	C	24	247	DET		Whit Canale	FB	17	227	PITT
1946	Walter Slater	B	3	37	PHI	1966	Tom Fisher	LB	3	40	NYG
	Pat Lenshan	E	7	51	CHI Cards		Frank Emanuel	LB	4	52	PHI
	Jim Vugrin	G	26	241	CHI Cards		Stan Mitchell	FB	8	115	WAS
	Bob Long	B	28	268	PHI		Austin Denney	E	11	160	DAL
1947	Max Partin -NFL	B	9	73	LA Rams		Bob Petrella	DB	12	181	MIN
	Denver Crawford	T	15	130	GB		Hal Wantland	HB	16	235	WAS
	Billy Gold	B	16	139	WAS	1967	Paul Naumoff	LB	3	60	DET
	Bill Hillman	B	27	246	DET		Ron Widby	K	4	81	NO
1948	Jim Powell	E	30	285	CHI Cards		John Mills	End	8	199	SD
1949	Al Russas	E	13	122	DET		Harold Stancell	DB	9	231	PHI
	Bob Lund	B	14	141	PHI		Doug Archibald	DB	16	405	NYJ
1950	Norm Messeroll	T	15	185	NY Yanks	1968	Bob Johnson	C	1	2	CIN
1951	Jack Stroud	T	5	61	NYG		Dewey Warren	QB	6	155	CIN
	J.W. Sherrill	B	10	120	CHI Bears		Walter Chadwick	RB	6	164	GB
	Jimmy Hill	B	15	178	DET		John Boynton	T	7	172	MIA
	Bud Sherrad	E	17	206	NYG		Elliot Gammage	TE	8	209	SD
	Bill Pearman	G	26	309	PITT		Joe Graham	G	15	394	PHI
	John Gruble	E	30	356	PITT		Charley Fulton	RB	16	413	BOS
1952	Bert Rechichar	B	1	10	CLE	1969	Richmond Flowers	FL	2	49	DAL
	Gordon Polofsky	B	5	61	LA Rams		Karl Kremser	K	5	128	MIA
	Herky Payne	B	9	102	PITT		Richard Pickens	RB	13	327	HOU
	Andy Kozar	B	12	140	CHI Bears		Jim Weatherford	DB	15	366	ATL
	Vince Kaseta	E	16	182	NYG		Chick McGeehan	FL	15	375	MIA
	Hank Lauricella	B	17	202	DET		Bill Justus	DB	15	386	DAL
	Ted Daffer	G	21	248	CHI Bears	1970	Jack Reynolds	LB	1	22	LA Rams
	Charlie Stokes	T	26	303	GB		Steve Kiner	LB	3	73	DAL
1953	Doug Atkins	T	1	11	CLE		Herman Weaver	P	9	227	DET
	Frank Holohan	T	10	114	PITT		Pete Athas	DB	10	257	DAL
	Jim Haslam	T	24	283	GB		Ken DeLong	TE	15	387	DAL
	Ed Morgan	B	24	284	SF		Frank Yanosky	DT	16	392	PITT
	John Michels	G	25	297	PHI	1971	Lester McClain	WR	9	220	CHI
	Pat Shires	B	29	339	WAS		Bobby Scott	QB	14	340	NO
	Andy Myers	G	30	358	CLE		Chip Kell	C	17	429	SD
						1972	Bobby Majors	DB	3	76	PHI
							George Hunt	K	5	122	CLE

Year	Name	Pos.	Rnd.	Pick	Team
	Jackie Walker	LB	6	148	SF
	Curt Watson	RB	6	150	NO
	Ray Nettles	LB	6	155	MIA
	Gary Theiler	TE	12	308	BAL
	Joe Balthrop	G	16	397	NO
1973	Jamie Rotella	LB	3	62	BAL
	Conrad Graham	DB	8	187	CHI
	Carl Johnson	LB	10	254	DAL
	Richard Earl	T	11	265	BUF
1974	Bill Rudder	RB	3	59	SD
	Haskel Stanback	RB	5	114	CIN
	Eddie Brown	DB	8	199	CLE
	Gary Valbuena	QB	10	260	MIA
	Gene Killian	G-T	16	413	DAL
1975	Neil Clabo	P	10	258	MIN
	Condredge Holloway	QB	12	306	NE
	Ricky Townsend	K	13	314	NYG
	Paul Careathers	RB	15	389	OAK
	Ron McCartney	LB	2	53	LA Rams
1976	Tommy West	LB	16	433	TB
	Stanley Morgan	WR	1	25	NE
1977	Larry Seivers	WR	4	111	SEA
	Mickey Marvin	G	4	112	OAK
	Andy Spiva	LB	5	135	STL
	Craig Colquitt	P	3	76	PITT
	Jesse Turnbow	DT	8	205	CLE
1978	Russ Williams	DB	9	250	DAL
	Brent Watson	T	10	261	CLE
	Pat Ryan	QB	11	281	NYJ
	Robert Shaw	C	1	27	DAL
	Jeff Moore	WR	3	58	LA Rams
1980	Kelsey Finch	RB	12	311	NO
	Roland James	DB	1	14	NE
1981	Craig Puki	LB	3	77	SF
	Tim Irwin	T	3	74	MIN
1982	Danny Spradlin	LB	5	137	DAL
	Alan Duncan	K	7	174	PHI
	Hubert Simpson	RB	10	258	CIN
	Brad White	DT	12	310	TB
	Anthony Hancock	WR	1	11	KC
1983	Brian Ingram	LB	4	111	NE
	Lamont Jeffers	LB	6	153	WAS
	Terry Daniels	DB	10	265	WAS
	Willie Gault	WR	1	18	CHI
1984	Darryal Wilson	WR	2	47	NE
	Mike Cofer	DE	3	67	DET
	Mike Miller	WR	4	104	GB
	Lee Jenkins	DB	11	281	NYG
	Clyde Duncan	WR	1	17	STL
1985	Reggie White	DE	1	4	PHI (Suppl.)
	Mark Studaway	DE	4	85	HOU
	Curt Singer	T	6	167	WAS
	Randall Morris	RB	10	270	SEA
	Lenny Taylor	WR	12	313	GB
	Glenn Streno	C	12	327	DET
	Alvin Toles	LB	1	24	NO
1986	Carl Zander	LB	2	43	CIN
	Johnnie Jones	RB	5	137	SEA
	Fuad Reveiz	K	7	195	MIA
	Reggie McKenzie	LB	10	275	LA Raiders
	Raleigh McKenzie	G	11	290	WAS
	Tony Simmons	DE	12	318	SD
	Tim McGee	WR	1	21	CIN
1987	Jeff Powell	RB	6	166	CHI
	Eric Swanson	WR	7	170	STL
	Tommy Sims	DB	7	190	IND
1988	David Douglas	G	8	204	CIN
	Bruce Wilkerson	T	2	52	LA Raiders
	Joey Clinkscales	WR	9	233	PITT
	Dale Jones	LB	10	262	DAL
	Carlos Reveiz	K	11	302	NE
1989	Terry McDaniel	DB	1	9	LA Raiders
	Anthony Miller	WR	1	15	SD
	John Bruhin	G	4	86	TB
	William Howard	RB	5	113	TB
	Harry Galbreath	G	8	212	MIA
1990	Joey Howard	T	9	238	SD
	Keith DeLong	LB	1	28	SF
1991	Jeff Francis	QB	6	140	LA Raiders
	Reggie Cobb	RB	2	30	TB
	Marion Hobby	DE	3	74	MIN
	Eric Still	G	4	99	HOU
	Tracy Hayworth	LB	7	174	DET
1992	Kent Elmore	P	7	190	LA Rams
	Thomas Woods	WR	8	205	MIA
	Charles McRae	T	1	7	TB
	Antone Davis	T	1	8	PHI
	Alvin Harper	WR	1	12	DAL
1993	Chuck Webb	RB	3	81	GB
	Harlan Davis	DB	5	128	SEA
	Anthony Morgan	WR	5	134	CHI
	Greg Amsler	RB	8	198	PHX
	Roland Poles	RB	10	254	SD
	Vince Moore	WR	11	279	NE
	Dale Carter	DB	1	20	KC
	Chris Mims	DE	1	23	SD
	Carl Pickens	WR	2	31	CIN
	Chuck Smith	DE	2	51	ATL
1994	Jeremy Lincoln	DB	3	80	CHI
	Tom Myslinski	G-C	4	109	DAL
	Shazzon Bradley	NT	9	240	GB
	Bernard Daffney	T	9	247	HOU
	Daryl Hardy	LB	10	270	ATL
1995	Todd Kelly	DE	1	27	SF
	Dave Thomas	DB	8	203	DAL
	Heath Shuler	QB	1	3	WAS
	Charlie Garner	RB	2	42	PHI
1996	Cory Fleming	WR	3	87	SF
	Shane Bonham	DT	3	93	DET
	Horace Morris	LB	5	152	NYJ
	James Stewart	RB	1	19	JAC
	Ronald Davis	DB	2	41	ATL
1997	Aaron Hayden	RB	4	104	SD
	Ben Talley	LB	4	133	NYG
	Jerry Colquitt	QB	6	191	CAR
	Billy Williams	WR	7	212	ARI
	Reggie Cobb	RB	(Expansion)	JAC	
	Tom Myslinski	G-C	(Expansion)	JAC	
	Dave Thomas	DB	(Expansion)	JAC	
1998	Jason Layman	T	2	48	HOU
	DeRon Jenkins	DB	2	55	BAL
	Shane Burton	DT	5	150	MIA
	Nilo Silvan	WR	6	180	TB
	Scott Galyon	LB	6	182	NYG
	Steve White	LB	6	194	PHI
	Leslie Ratliffe	T	7	213	DEN
1999	Jeff Smith	C	7	241	KC
	Joey Kent	WR	2	46	HOU
	Jay Graham	RB	3	64	BAL
	Ray Austin	DB	5	145	NYJ

Year	Name	Pos.	Rnd.	Pick	Team
1998	Peyton Manning	QB	1	1	IND
	Terry Fair	DB	1	20	DET
	Marcus Nash	WR	1	30	DEN
	Leonard Little	DE	3	65	STL
	Jonathan Brown	DE	3	90	GB
	Trey Teague	C	7	200	DEN
1999	Al Wilson	LB	1	31	DEN
	Peerless Price	WR	2	53	BUF
	Shawn Bryson	RB	3	86	BUF
	Steve Johnson	DB	6	170	SEA
	Jeff Hall	K	6	181	WAS
2000	Jamal Lewis	RB	1	5	BAL
	Shaun Ellis	DE	1	12	NYJ
	Raynoch Thompson	LB	2	41	ARI
	Chad Clifton	T	2	44	GB
	Dwayne Goodrich	DB	2	49	DAL
	Cosey Coleman	G	2	51	TB
2001	Deon Grant	DB	2	57	CAR
	Darwin Walker	DT	3	71	ARI
	Tee Martin	QB	5	163	PITT
	Travis Henry	RB	2	58	BUF
	Eric Westmoreland	LB	3	73	JAC
	David Leaverton	P	5	142	JAC
2002	John Henderson	DT	1	9	JAC
	Donte' Stallworth	WR	1	13	NO
	Albert Haynesworth	DT	1	15	TENN
	Fred Weary	OG	3	66	HOU
	Will Overstreet	DE	3	80	ATL
	Travis Stephens	RB	4	119	TB
	Andre Lott	DB	5	159	WAS
2003	Reggie Coleman	OT	6	192	WAS
	Teddy Gaines	DB	7	256	SF
	Dominique Stevenson	LB	7	260	BUF
	Eddie Moore	LB	2	49	MIA
	Kelley Washington	WR	3	65	CIN
	Jason Witten	TE	3	69	DAL
2004	Julian Battle	DB	3	92	KC
	Aubrayo Franklin	DT	5	146	BAL
	Keyon Whiteside	LB	5	162	IND
	Rashad Moore	DT	6	183	SEA
	Demetris Veal	DE	7	238	ATL
	Gibril Wilson	DB	5	136	NYG
2005	Troy Fleming	RB	6	191	TENN
	Mark Jones	WR	7	206	TB
	Scott Wells	C	7	251	GB
	Kevin Burnett	LB	2	42	DAL
2006	Dustin Colquitt	P	3	99	KC
	Cedric Houston	RB	6	182	NYJ
	Jason Allen	CB	1	16	MIA
2007	Parys Haralson	DE	5	140	SF
	Omar Gaither	LB	5	168	PHI
	Jesse Mahelona	DT	5	169	TENN
	Kevin Simon	LB	7	250	WAS
	Justin Harrell	DT	1	16	GB
	Robert Meachem	WR	1	27	NO
2008	Arron Sears	OT	2	35	TB
	Turk McBride	DE	2	54	KC
	Jonathan Wade	CB	3	84	STL
	Marvin Mitchell	LB	7	220	NO
	Jerod Mayo	LB	1	10	NE
Brad Cottam	TE	3	76	KC	
Erik Ainge	QB	5	162	NYJ	

Year	Name	Pos.	Rnd.	Pick	Team
2009	Robert Ayers	DE	1	18	DEN
2010	Eric Berry	DB	1	5	KC
	Dan Williams	DT	1	26	ARI
	Montario Hardesty	RB	2	59	CLE
	Jacques McClendon	OG	4	129	IND
	Chris Scott	OT	5	151	PITT
2011	Jonathan Crompton	QB	5	168	SD
	Luke Stocker	TE	4	104	TB
2012	Denarius Moore	WR	5	148	OAK
	Malik Jackson	DL	5	137	DEN
2013	Cardarrelle Patterson	WR	1	29	MIN
	Justin Hunter	WR	2	34	TEN
	Dallas Thomas	OL	3	77	MIA
	Mychal Rivera	TE	6	184	OAK
2014	Ja'Wuan James	OL	1	19	MIA
	Zach Fulton	OL	6	193	KC
	Daniel McCullers	DL	6	215	PIT
2017	Derek Barnett	DE	1	14	PHI
	Alvin Kamara	RB	3	67	NO
	Cameron Sutton	DB	3	94	PIT
	Jalen Reeves-Maybin	LB	4	124	DET
	Josh Malone	WR	4	128	CIN
	Joshua Dobbs	QB	4	135	PIT



1998 1st overall pick Peyton Manning is one of an SEC-high 343 Tennessee draft picks (tied for most with Alabama).

VOLS IN THE AAFC DRAFT

Year	Name	Pos.	Rnd.	Pick	Team
1947	Bud Hubbell - AAFC	E	9	65	MIA
	Walter Slater	B	13	102	SF
1949	Al Russas - AAFC	E	10	75	BUF
	Bob Lund	B	11	84	SF

VOLS IN THE AFL DRAFT

Year	Name	Pos.	Rnd.	Pick	Team
1960	Joe Schaffer - AFL	T	--	--	BUF
	Lebron Shields	T	--	--	DEN
1961	Bill Majors - AFL	HB	9	--	BUF
	Mike Lucci	C	20	--	LA
	Charlie Baker	T	22	--	BUF
1962	Glenn Glass - AFL	HB	2	12	BUF
	Mike Stratton	E	13	100	BUF
1964	Dick Evey - AFL	T	2	12	BUF
	Ed Beard	T	20	159	OAK
1965	Steve DeLong - AFL	T	1	8	SD
1966	Frank Emanuel - AFL	LB	2	--	MIA
	Bob Petrella	DB	8	--	MIA
	Tom Fisher	LB	1 (Redshirt)		HOU
	Austin Denney	E	2 (Redshirt)		NYJ
	John Crumbacher	T	4 (Redshirt)		OAK

VOLS IN NFL DRAFT HISTORY (BY TEAM)

Position guide: B-back, C-center, E-end, T-tackle; First-round selections in bold-italic

ARIZONA CARDINALS

<i>Chicago Cardinals</i>		1920-43, 45-59		
<i>Card-Pitt</i>		1944		
<i>St. Louis Cardinals</i>		1960-87		
<i>Phoenix Cardinals</i>		1988-93		
<i>Arizona Cardinals</i>		1994-Pres.		
Year	Name	Position	Round	Pick
1937	Phil Dickens	B	6	52
1939	Bowden Wyatt	E	11	91
1940	George Cafego	B	1	1
1941	Bob Foxx	B	3	17
1943	Al Hust	E	3	29
1945	Bob Dobelstein	G	4	28
1946	Pat Lenshan	E	7	51
1946	Jim Vugrin	G	26	241
1948	Jim Powell	E	30	285
1958	Bobby Gordon	B	6	63
1977	Andy Spiva	LB	5	135
1984	Clyde Duncan	WR	1	17
1986	Eric Swanson	WR	7	170
1991	Greg Amsler	RB	8	198
1995	Billy Williams	WR	7	212
2000	Raynoch Thompson	LB	2	41
2000	Darwin Walker	DT	3	71
2010	Dan Williams	DT	1	26

ATLANTA FALCONS

<i>Atlanta Falcons</i>		1966-Pres.		
Year	Name	Position	Round	Pick
1969	Jim Weatherford	DB	15	366
1992	Chuck Smith	DE	2	51
1992	Daryl Hardy	LB	10	270
1995	Ronald Davis	DB	2	41
2002	Will Overstreet	DE	3	80
2003	Demetrin Veal	DE	7	238

BALTIMORE RAVENS

<i>Baltimore Ravens</i>		1996-Pres.		
Year	Name	Position	Round	Pick
1996	DeRon Jenkins	DB	2	55
1997	Jay Graham	RB	3	64
2000	Jamal Lewis	RB	1	5
2003	Aubrayo Franklin	DT	5	146

BROOKLYN DODGERS

<i>Brooklyn Dodgers</i>		1930-43		
<i>Brooklyn Tigers</i>		1944		
<i>Yanks</i>		1945		
Year	Name	Position	Round	Pick
1940	Len Coffman	B	14	124
1945	Roy Cross	E	10	90

BUFFALO BILLS

<i>Buffalo Bills</i>		1960-Pres.		
Year	Name	Position	Round	Pick
1973	Richard Earl	T	11	265
1999	Peerless Price	WR	2	53
1999	Shawn Bryson	RB	3	86
2001	Travis Henry	RB	2	58
2002	Dominique Stevenson	LB	7	260

CAROLINA PANTHERS

<i>Carolina Panthers</i>		1995-Pres.		
Year	Name	Position	Round	Pick
1995	Jerry Colquitt	QB	6	191
2000	Deon Grant	DB	2	57

CHICAGO BEARS

<i>Decatur Staleys</i>		1919-20		
<i>Chicago Staleys</i>		1921		
<i>Chicago Bears</i>		1922-Pres.		
Year	Name	Position	Round	Pick
1939	Walter "Babe" Woods	B	8	86
1942	Don Edmiston	T	17	160
1951	J.W. Sherrill	B	10	120
1952	Andy Kozar	B	12	140
1952	Ted Daffer	G	21	248
1955	Ed Nickla	G	14	167
1955	Joel Kinley	G	27	323
1956	Buddy Cruze	E	12	143
1958	Al Carter	B	22	257
1962	Glen Glass	HB	17	231
1964	Dick Evey	T	1	14
1965	Steve DeLong	T	1	6
1971	Lester McClain	WR	9	220
1973	Conrad Graham	DB	8	187
1983	Willie Gault	WR	1	18
1986	Jeff Powell	RB	6	166
1991	Anthony Morgan	WR	5	134
1992	Jeremy Lincoln	DB	3	80

CINCINNATI BENGALS

<i>Cincinnati Bengals</i>		1968-Pres.		
Year	Name	Position	Round	Pick
1968	Bob Johnson	C	1	2
1968	Dewey Warren	QB	6	155
1974	Haskel Stanback	RB	5	114
1981	Hubert Simpson	RB	10	258
1985	Carl Zander	LB	2	43
1986	Tim McGee	WR	1	21
1986	David Douglas	G	8	204
1992	Carl Pickens	WR	2	31
2003	Kelley Washington	WR	3	65
2017	Josh Malone	WR	4	128

CLEVELAND BROWNS

<i>Cleveland Browns</i>		1946-Pres.		
Year	Name	Position	Round	Pick
1952	Bert Rechichar	B	1	10
1953	Doug Atkins	T	1	11
1953	Andy Myers	G	30	358
1954	Bill Barbish	B	8	95
1955	Lamar Leachman	C	30	360
1956	Buddy Cruze	E	12	143
1961	Mike Lucci	C	5	69
1961	Charlie Baker	T	20	279
1972	George Hunt	K	5	122
1974	Eddie Brown	DB	8	199
1978	Jesse Turnbow	DT	8	205
1978	Brent Watson	T	10	261
2010	Montario Hardesty	RB	2	59

DALLAS COWBOYS

<i>Dallas Cowboys</i>		1960-Pres.		
Year	Name	Position	Round	Pick
1966	Austin Denney	E	11	160
1969	Richmond Flowers	FL	2	49
1969	Bill Justus	DB	15	386
1970	Steve Kiner	LB	3	73
1970	Pete Athas	DB	10	257
1970	Ken DeLong	TE	15	387
1973	Carl Johnson	LB	10	254
1974	Gene Killian	G-T	16	413
1978	Russ Williams	DB	9	250
1979	Robert Shaw	C	1	27
1981	Danny Spradlin	LB	5	137
1987	Dale Jones	LB	10	262
1991	Alvin Harper	WR	1	12
1992	Tom Myslinski	G-C	4	109
1993	Dave Thomas	DB	8	203
2000	Dwayne Goodrich	DB	2	49
2003	Jason Witten	TE	3	69
2005	Kevin Burnett	LB	2	42

DENVER BRONCOS

<i>Denver Broncos</i>		1960-Pres.		
Year	Name	Position	Round	Pick
1996	Leslie Ratliffe	T	7	213
1998	Marcus Nash	WR	1	30
1998	Trey Teague	C	7	200
1999	Al Wilson	LB	1	31
2009	Robert Ayers	DE	1	18
2012	Malik Jackson	DL	5	137

DETROIT LIONS

<i>Portsmouth Spartans</i>		1930-33		
<i>Detroit Lions</i>		1934-Pres.		
Year	Name	Position	Round	Pick
1940	Jim Rike	C	4	46
1944	Bob Cifers	B	2	14
1945	Russ Morrow	C	24	247
1947	Bill Hillman	B	27	246
1949	Al Russas	E	13	122
1951	Jimmy Hill	B	15	178
1952	Hank Lauricella	B	17	202
1955	Darris McCord	T	3	36
1955	Pat Oleksiak	B	18	216
1956	Tom Tracy	B	5	50
1957	John Gordy	T	2	24
1958	Tommy Bronson	B	30	360
1959	Carl Smith	B	9	101
1959	Lebron Shields	T	22	256
1967	Paul Naumoff	LB	3	60
1970	Herman Weaver	P	9	227
1983	Mike Cofer	DE	3	67
1984	Glenn Streno	C	12	327
1990	Tracy Hayworth	LB	7	174
1994	Shane Bonham	DT	3	93
1998	Terry Fair	DB	1	20
2017	Jalen Reeves-Maybin	LB	4	124

GREEN BAY PACKERS

<i>Green Bay Packers</i>		1919-Pres.		
Year	Name	Position	Round	Pick
1945	Casey Stephenson	B	7	65
1947	Denver Crawford	T	15	130
1952	Charlie Stokes	T	26	303
1953	Jim Haslam	T	24	283
1968	Walter Chadwick	RB	6	164

1983	Mike Miller	WR	4	104
1984	Lenny Taylor	WR	12	313
1991	Chuck Webb	RB	3	81
1992	Shazzon Bradley	NT	9	240
1998	Jonathan Brown	DE	3	90
2000	Chad Clifton	T	2	44
2001	David Martin	TE	6	198
2004	Scott Wells	C	7	251
2007	Justin Harrell	DT	1	16

HOUSTON TEXANS

<i>Houston Texans</i>		2002-Pres.		
Year	Name	Position	Round	Pick
2002	Fred Weary	OG	3	66

INDIANAPOLIS COLTS

<i>Baltimore Colts</i>		1953-83		
<i>Indianapolis Colts</i>		1984-Pres.		
Year	Name	Position	Round	Pick
1958	Bobby Sandlin	B	24	285
1972	Gary Theiler	TE	12	308
1973	Jamie Rotella	LB	3	62
1986	Tommy Sims	DB	7	190
1998	Peyton Manning	QB	1	1
1998	Corey Gaines	DB	7	231
1999	Corey Terry	DE	7	250
2003	Keyon Whiteside	LB	5	162
2010	Jaques McClendon	G	4	129

JACKSONVILLE JAGUARS

<i>Jacksonville Jaguars</i>		1995-Pres.		
Year	Name	Position	Round	Pick
1995	James Stewart	RB	1	19
2001	Eric Westmoreland	LB	3	73
2001	David Leaverton	P	5	142
2002	John Henderson	DT	1	9

KANSAS CITY CHIEFS

<i>Dallas Texans</i>		1960-62		
<i>Kansas City Chiefs</i>		1963-Pres.		
Year	Name	Position	Round	Pick
1982	Anthony Hancock	WR	1	11
1992	Dale Carter	DB	1	20
1996	Jeff Smith	C	7	241
2003	Julian Battle	DB	3	92
2005	Dustin Colquitt	P	3	99
2007	Turk McBride	DE	2	54
2008	Brad Cottam	TE	3	76
2010	Eric Berry	DB	1	5
2014	Zach Fulton	OL	6	193

LOS ANGELES CHARGERS

<i>Los Angeles Chargers 1960, 2017-Pres.</i>		<i>San Diego Chargers 1961-2016</i>		
Year	Name	Position	Round	Pick
1967	John Mills	E	8	199
1968	Elliot Gammage	TE	8	209
1971	Chip Kell	C	17	429
1974	Bill Rudder	RB	3	59
1985	Tony Simmons	DE	12	318
1988	Anthony Miller	WR	1	15
1988	Joey Howard	T	9	238
1991	Roland Poles	RB	10	254
1992	Chris Mims	DE	1	23
1995	Aaron Hayden	RB	4	104
2010	Jonathan Crompton	QB	5	168

GENERAL

STAFF

PLAYERS

REVIEW

HISTORY

HONORS

VOLMANAC

RECORDS



LOS ANGELES RAMS

<i>Cleveland Rams 1936-42, 44-45</i>				
<i>Los Angeles Rams 1946-94, 2016-Pres.</i>				
<i>St. Louis Rams 1995-2015</i>				
Year	Name	Position	Round	Pick
1940	Boyd Clay	T	11	95
1941	Marshall "Abe" Shires	T	2	14
1942	Ike Peel	B	15	132
1944	Bud Hubbell	E	15	152
1945	Dick Huffman	T	9	81
1947	Max Partin	B	9	73
1952	Gordon Polofsky	B	5	61
1970	Jack Reynolds	LB	1	22
1976	Ron McCartney	LB	2	53
1979	Jeff Moore	WR	3	58
1990	Kent Elmore	P	7	190
1998	Leonart Little	DE	3	65
2007	Jonathan Wade	CB	3	84

MIAMI DOLPHINS

<i>Miami Dolphins 1966-Pres.</i>				
Year	Name	Position	Round	Pick
1968	John Boynton	T	7	172
1969	Karl Kremser	K	5	128
1969	Chick McGeehan	FL	15	375
1972	Ray Nettles	LB	6	155
1974	Gary Valbuena	QB	10	260
1985	Fuad Reveiz	K	7	195
1988	Harry Galbreath	G	8	212
1990	Thomas Woods	WR	8	205
1996	Shane Burton	DT	5	150
2003	Eddie Moore	LB	2	49
2006	Jason Allen	CB	1	16
2013	Dallas Thomas	OL	3	77
2014	Ja'Wuan James	OL	1	19

MINNESOTA VIKINGS

<i>Minnesota Vikings 1961-Pres.</i>				
Year	Name	Position	Round	Pick
1966	Bob Petrella	DB	12	181
1975	Neil Clabo	P	10	258
1981	Tim Irwin	T	3	74
1990	Marion Hobby	DE	3	74
2013	Cordarrelle Patterson	WR	1	29

NEW ENGLAND PATRIOTS

<i>Boston Patriots 1960-70</i>				
<i>Bay State Patriots 1971</i>				
<i>New England Patriots 1971-Pres.</i>				
Year	Name	Position	Round	Pick
1968	Charley Fulton	RB	16	413
1975	Condredge Holloway	QB	12	306
1977	Stanley Morgan	WR	1	25
1980	Roland James	DB	1	14
1982	Brian Ingram	LB	4	111
1983	Darryal Wilson	WR	2	47
1987	Carlos Reveiz	K	11	302
1991	Vince Moore	WR	11	279
2008	Jerod Mayo	LB	1	10

NEW ORLEANS SAINTS

<i>New Orleans Saints 1967-Pres.</i>				
Year	Name	Position	Round	Pick
1967	Ron Widby	K	4	81
1971	Bobby Scott	QB	14	340
1972	Curt Watson	RB	6	150
1972	Joe Balthrop	G	16	397

1979	Kelsey Finch	RB	12	311
1985	Alvin Toles	LB	1	24
1998	Andy McCullough	WR	7	204
2002	Donte' Stallworth	WR	1	13
2007	Robert Meachem	WR	1	27
2007	Marvin Mitchell	LB	7	220
2017	Alvin Kamara	RB	3	67

NEW YORK GIANTS

<i>New York Giants 1925-Pres.</i>				
Year	Name	Position	Round	Pick
1936	Gene "Roy" Rose	E	4	36
1945	Billy Bevis	B	12	119
1945	Jim Chadwell	T	23	240
1951	Jack Stroud	T	5	61
1951	Bud Sherrod	E	17	206
1966	Tom Fisher	LB	3	40
1975	Ricky Townsend	K	13	314
1983	Lee Jenkins	DB	11	281
1995	Ben Talley	LB	4	133
1996	Scott Galyon	LB	6	182
2004	Gibril Wilson	DB	5	136

NEW YORK JETS

<i>New York Titans 1960-62</i>				
<i>New York Jets 1963-Pres.</i>				
Year	Name	Position	Round	Pick
1967	Doug Archibald	DB	16	405
1978	Pat Ryan	QB	11	281
1994	Horace Morris	LB	5	152
1997	Ray Austin	DB	5	145
2000	Shaun Ellis	DE	1	12
2005	Cedric Houston	RB	6	182
2008	Erik Ainge	QB	5	162

NEW YORK YANKS

<i>Boston Yanks 1944, 1946-48</i>				
<i>Yanks 1945</i>				
<i>New York Bulldogs 1949-50</i>				
<i>New York Yanks 1949-51</i>				
<i>Dallas Texans 1952</i>				
Year	Name	Position	Round	Pick
1950	Norm Messeroll	T	15	185
1952	Vince Kaseta	E	16	182

OAKLAND RAIDERS

<i>Oakland Raiders 1960-81, 1995-Pres.</i>				
<i>Los Angeles Raiders 1982-94</i>				
Year	Name	Position	Round	Pick
1975	Paul Careathers	RB	15	389
1977	Mickey Marvin	G	4	112
1985	Reggie McKenzie	LB	10	275
1987	Bruce Wilkerson	T	2	52
1988	Terry McDaniel	DB	1	9
1989	Jeff Francis	QB	6	140
2011	Denarius Moore	WR	5	148
2013	Mychal Rivera	TE	6	184

PHILADELPHIA EAGLES

<i>Philadelphia Eagles 1933-42, 44-Pres.</i>				
<i>Phil-Pitt "Steagles" 1943</i>				
Year	Name	Position	Round	Pick
1942	Ray Graves	C	9	73
1946	Walter Slater	B	3	37
1946	Bob Long	B	28	268
1949	Bob Lund	B	14	141
1953	John Michels	G	25	297
1955	Jimmy Wade	B	20	238

1961	Bill Majors	B	12	168
1966	Frank Emanuel	LB	4	52
1967	Harold Stancell	DB	9	231
1968	Joe Graham	G	15	394
1972	Bobby Majors	DB	3	76
1981	Alan Duncan	K	7	174
1984	Reggie White	DE	1	4 Supp*
1991	Antone Davis	T	1	8
1994	Charlie Garner	RB	2	42
1996	Steve White	LB	6	194
2006	Omar Gaither	LB	5	168
2017	Derek Barnett	DE	1	14

Supp* - Supplemental Draft

PITTSBURGH STEELERS

<i>Pittsburgh Pirates</i>		<i>1933-39</i>		
<i>Pittsburgh Steelers</i>		<i>1940-42, 45-Pres.</i>		
<i>Year</i>	<i>Name</i>	<i>Position</i>	<i>Round</i>	<i>Pick</i>
1941	Bob Suffridge	G	6	42
1942	Johnny Butler	B	7	51
1944	Jim Meyers	G	15	151
1945	Art Brandau	C	10	89
1951	Bill Pearman	G	26	309
1951	John Gruble	E	30	356
1952	Herky Payne	B	9	102
1953	Frank Holohan	T	10	114
1954	Bob Fisher	T	10	115
1957	Frank Kolinsky	T	28	329
1965	Whit Canale	FB	17	227
1970	Frank Yanosky	DT	16	392
1978	Craig Colquitt	P	3	76
1987	Joey Clinkscales	WR	9	233
2000	Tee Martin	QB	5	163
2010	Chris Scott	T	5	151
2014	Daniel McCullers	DT	6	215
2017	Cameron Sutton	CB	3	94
2017	Joshua Dobbs	QB	4	135

SAN FRANCISCO 49ERS

<i>San Francisco 49ers</i>		<i>1946-Pres.</i>		
<i>Year</i>	<i>Name</i>	<i>Position</i>	<i>Round</i>	<i>Pick</i>
1953	Ed Morgan	B	24	284
1964	Ed Beard	T	14	183
1972	Jackie Walker	LB	6	148
1980	Craig Puki	LB	3	77
1989	Keith DeLong	LB	1	28
1993	Todd Kelly	DE	1	27
1994	Cory Felming	WR	3	87
2001	Cedrick Wilson	WR	6	169
2002	Teddy Gaines	DB	7	256
2006	Parys Haralson	DE	5	140

SEATTLE SEAHAWKS

<i>Seattle Seahawks</i>		<i>1976-Pres.</i>		
<i>Year</i>	<i>Name</i>	<i>Position</i>	<i>Round</i>	<i>Pick</i>
1977	Larry Seivers	WR	4	111
1984	Randall Morris	RB	10	270
1985	Johnnie Jones	RB	5	137
1991	Harlan Davis	DB	5	128
1999	Steve Johnson	DB	6	170
2003	Rashad Moore	DT	6	183

TAMPA BAY BUCCANEERS

<i>Tampa Bay Buccaneers</i>		<i>1976-Pres.</i>		
<i>Year</i>	<i>Name</i>	<i>Position</i>	<i>Round</i>	<i>Pick</i>
1976	Tommy West	LB	16	433
1981	Brad White	DT	12	310
1988	John Bruhin	G	4	86

1988	William Howard	RB	5	113
1990	Reggie Cobb	RB	2	30
1991	Charles McRae	T	1	7
1996	Nilo Silvan	WR	6	180
2000	Cosey Coleman	G	2	51
2002	Travis Stephens	RB	4	119
2004	Mark Jones	WR	7	206
2007	Arron Sears	OT	2	35
2011	Luke Stocker	TE	4	104

TENNESSEE TITANS

<i>Houston Oilers</i>		<i>1960-96</i>		
<i>Tennessee Oilers</i>		<i>1997-98</i>		
<i>Tennessee Titans</i>		<i>1999-Pres.</i>		
<i>Year</i>	<i>Name</i>	<i>Position</i>	<i>Round</i>	<i>Pick</i>
1969	Richard Pickens	RB	13	327
1984	Mark Studaway	DE	4	85
1990	Eric Still	G	4	99
1992	Bernard Dafney	T	9	247
1996	Jason Laymon	T	2	48
1997	Joey Kent	WR	2	46
2002	Albert Haynesworth	DT	1	15
2004	Troy Felming	RB	6	191
2006	Jesse Mahelona	DT	5	169
2013	Justin Hunter	WR	2	34

WASHINGTON REDSKINS

<i>Washington Redskins</i>		<i>1932-Pres.</i>		
<i>Year</i>	<i>Name</i>	<i>Position</i>	<i>Round</i>	<i>Pick</i>
1940	Sam Bartholomew	B	11	118
1941	Ed Cifers	E	6	50
1944	Jim Gaffney	B	15	149
1947	Billy Gold	B	16	139
1953	Pat Shires	B	29	339
1958	Bill Anderson	B	3	31
1964	Bob Zvolner	T	12	158
1966	Stan Mitchell	FB	8	115
1966	Hal Wantland	HB	16	235
1982	Lamont Jeffers	LB	6	153
1982	Terry Daniels	DB	10	265
1984	Curt Singer	T	6	167
1985	Raleigh McKenzie	G	11	290
1994	Heath Shuler	QB	1	3
1999	Jeff Hall	K	6	181
2002	Andre Lott	DB	5	159
2002	Reggie Coleman	OT	6	192
2006	Kevin Simon	LB	7	250

GENERAL

STAFF

PLAYERS

REVIEW

HISTORY

HONORS

VOLMANAC

RECORDS



VOLS IN PRO FOOTBALL

The following is a list of former Tennessee athletes who have played actively at least one season with a professional football club. Names listed are only of players who were on the teams' official roster and does not necessarily include all years in which a player may have been on the practice squad. Information for this listing was compiled by the Media Relations Office with the aid of the official media guides of all teams and the Encyclopedia of Football. Additions and corrections are requested.

***Active Players for the 2017 Season (as of June 22, 2017)**

NFL - National Football League
CFL - Canadian Football League
EU - NFL Europe
WL - World League of American Football (1991-93; 96-97)
AFL - American Football League (1960-69)
USFL - United States Football League (1983-85)
WFL - World Football League (1974-75)
AAC - All-American Conference (1946-49)

Ainge, Erik (2007), Quarterback: (2008 Draft - 5th Rd.), New York Jets (NFL) 2008-10.

Allen, Jason (2005), Defensive Back: (2006 Draft - 1st Rd.), Miami Dolphins (NFL) 2006-10; Houston Texans (NFL) 2010-11, Cincinnati Bengals 2012.

Allen, Mikki (1999), Defensive Back: (2000 Free Agent), San Francisco 49ers (NFL) 2000; Amsterdam Admirals (EU) 2001. Amsler, Greg (1990), Running Back: (1991 Draft - 8th Rd.), Phoenix Cardinals (NFL) 1991 (Injured Reserve).

Anderson, Bill (1957), Back: (1958 Draft - 3rd Rd.), Washington Redskins (NFL) 1958-63; Green Bay Packers (NFL) 1965-66.

Athas, Pete (1969 Freshman), Defensive Back: (1970 Draft - 10th Rd.), Dallas Cowboys (NFL) 1970; New York Giants (NFL) 1971-75; Cleveland Browns (NFL) 1975; Minnesota Vikings (NFL) 1975; New Orleans Saints (NFL) 1976.

Atkins, Doug (1952), Defensive Tackle: (1953 Draft - 1st Rd.), Cleveland Browns (NFL) 1953-54; Chicago Bears (NFL) 1955-66; New Orleans Saints (NFL) 1967-69.

***Ayers, Robert (2008), Defensive End: (2009 Draft - 1st Rd.), Denver Broncos (NFL) 2009-2013; New York Giants (NFL) 2014-16; Tampa Bay Buccaneers (NFL) 2016 - Present.**

Austin, Raymond (1996) Defensive Back: (1997 Draft - 5th Rd.), New York Jets (NFL) 1997; Chicago Bears 1998-2000.

Bailey, Howard (1934), Tackle: Philadelphia Eagles (NFL) 1935.

Baker, Rashad (2003), Defensive Back (2004 Free Agent), Buffalo Bills (NFL) 2004-05; New England Patriots (NFL) 2006-07; Oakland Raiders (NFL) 2008; Philadelphia Eagles (NFL) 2009.

Barbish, Bill (1953), Back: (1954 Draft - 8th Rd. - Cleveland), Toronto Argonauts (CFL) 1954.

***Barnett, Derek (2016), Defensive End: (2017 Draft - 1st Rd.), Philadelphia Eagles (NFL) 2017 - Present.**

Bartholomew, Sam (1939), Back: (1940 Draft - 11th Rd. - Washington), Philadelphia Eagles (NFL) 1941.

Bates, Bill (1982), Defensive Back: (1983 Free Agent), Dallas Cowboys (NFL) 1983-97.

Battle, Julian (2002), Defensive Back: (2003 Draft - 3rd Rd.), Kansas City (NFL) 2003-05; Washington Redskins (NFL) 2006; Calgary Stampeders (CFL) 2007-08.

Beard, Ed (1961), Linebacker: (1964 Draft - 14th Rd.), San Francisco 49ers (NFL) 1965-73.

***Berry, Eric (2009), Defensive Back: (2010 Draft - 1st Rd.), Kansas City Chiefs (NFL) 2010-Present.**

Bolden, Demonte' (2008), Defensive Tackle: (2009 Free Agent) Hamilton Tiger-Cats (CFL) 2009-10, Calgary Stampeders 2012-16.

Bonham, Shane (1993), Defensive Tackle: (1994 Draft - 3rd Rd.) Detroit Lions (NFL) 1994-97; San Francisco 49ers (NFL) 1998; Indianapolis Colts (NFL) 1999.

Boynton, John (1967), Tackle: (1968 Draft - 7th Rd.), Miami Dolphins (AFL) 1969.

Brandau, Art (1942), Center: (1945 Draft - 8th Rd.), Pittsburgh Steelers (NFL) 1945-46.

***Bray, Tyler (2012), Quarterback: (2103 Free Agent), Kansas City Chiefs (NFL) 2013-Present.**

Brown, Chris (2007), Tight End: (2008 Free Agent), Jacksonville Jaguars (NFL) 2007 (Practice Squad); Miami Dolphins (NFL) 2008 (Practice Squad).

Brown, Eddie (1973), Defensive Back: (1974 Draft - 8th Rd.), Cleveland Browns (NFL) 1974-75; Washington Redskins (NFL) 1975-77; Los Angeles Rams (NFL) 1978-79; Chicago Blitz (USFL) 1983; Arizona Wranglers (USFL) 1984.

Brown, Jonathan (1997), Defensive End: (1998 Draft - 3rd Rd.) Green Bay Packers (NFL) 1998; Denver Broncos (NFL) 1999; Berlin Thunder (EU) 2000; St. Louis Rams (NFL) 2001-02; Amsterdam Admirals (EU) 2003; Toronto Argonauts (CFL), 2004-09; BC Lions (CFL), 2010.

Brown, Tony (2004), Wide Receiver: (2005 Free Agent), Seattle Seahawks (NFL) 2005.

Bruhlin, John (1987), Offensive Guard: (1988 Draft - 4th Rd.), Tampa Bay Buccaneers (NFL) 1988-1991.

Bryson, Shawn (1998), Running Back: (1999 Draft - 3rd Rd.), Buffalo Bills (NFL) 1999-2002; Detroit Lions (NFL) 2003-06.

Burnett, Kevin (2004), Linebacker: (2005 Draft - 2nd Rd.), Dallas Cowboys (NFL) 2005-08; San Diego Chargers (NFL) 2009-10; Miami Dolphins (NFL) 2011-12; Oakland Raiders (NFL) 2013.

Burton, Shane (1995), Defensive Tackle: (1996 Draft - 5th Rd.), Miami Dolphins (NFL) 1996-98; Chicago Bears (NFL) 1999; New York Jets 2000-01; Carolina Panthers (NFL) 2002-03.

Butler, Johnny (1941), Back: (1942 Draft - 5th Rd. - Pittsburgh), Philadelphia Eagles (NFL) 1943, 1945; Pittsburgh Steelers (NFL) 1943-44; Brooklyn Tigers (NFL) 1944; Boston Yanks (NFL) 1944-45; Chicago Cardinals (NFL) 1944.

Cafego, George (1939), Back: (1940 Draft - 1st Rd. - Chicago Cardinals), Brooklyn Dodgers (NFL) 1940, 1943; Washington Redskins (NFL) 1943; Boston Yanks (NFL) 1944.

Canale, Whit (1964), Defensive End: (1965 Draft - 17th Rd. - Pittsburgh), Miami Dolphins (AFL) 1966; Boston Patriots (AFL) 1968.

Carter, Dale (1991), Defensive Back: (1992 Draft - 1st Rd.), Kansas City Chiefs (NFL) 1992-98; Denver Broncos 1999-2000; Minnesota Vikings (NFL) 2001; New Orleans Saints (NFL) 2002-03; Baltimore Ravens (NFL) 2004-05.

Chadwick, Walter (1967), Running Back: (1968 Draft - 6th Rd. - Green Bay), Winnipeg Blue Bombers (CFL) 1968.

Cifers, Bobby (1942), Quarterback: (1944 Draft - 2nd Rd.), Detroit Lions (NFL) 1944-46; Pittsburgh Steelers (NFL) 1947-48; Green Bay Packers (NFL) 1949.

Cifers, Ed (1940), End: (1941 Draft - 6th Rd.), Washington Redskins (NFL) 1941-42, 1946; Chicago Bears (NFL) 1947-48. Clabo, Neil (1974), Punter: (1975 Draft - 10th Rd.), Minnesota Vikings (NFL) 1975-77.

Clausen, Casey (2003), Quarterback: (2004 Free Agent), Amsterdam Admirals (EU) 2005

Clay, Boyd (1939), Tackle: (1940 Draft - 11th Rd.), Cleveland Rams (NFL) 1940-42, 1944.

Clifton, Chad (1999), Offensive Tackle: (2000 Draft - 2nd Rd.), Green Bay Packers (NFL) 2000-2011.

Clinkscales, Joey (1986), Wide Receiver: (1987 Draft - 9th Rd.), Pittsburgh Steelers (NFL) 1987-88; Tampa Bay Buccaneers (NFL) 1988.

Cobb, Reggie (1989), Running Back: (1990 Draft - 2nd Rd.), Tampa Bay Buccaneers (NFL) 1990-93, Green Bay Packers (NFL) 1994; Jacksonville Jaguars (NFL) 1995; New York Jets (NFL) 1996-97.

Cofer, Mike L. (1982), Defensive End: (1983 Draft - 3rd Rd.), Detroit Lions (NFL) 1983-1992.

Coker, LaMarcus (2006): Running Back: Calgary Stampeders (CFL) 2011

Coleman, Cosey (1999), Offensive Guard: (2000 Draft - 2nd Rd.), Tampa Bay Buccaneers (NFL) 2000-04; Cleveland Browns (NFL) 2005-06.

***Coleman, Justin (2014), Defensive Back: (2015 Free Agent) Seattle Seahawks (NFL) 2015 (Practice Squad); New England Patriots (NFL) 2015-Present.**

Coleman, Reggie (2001), Offensive Tackle: (2002 Draft - 6th Rd.) Washington Redskins (NFL) 2002.

***Colquitt, Britton (2008), Punter: (2009 Free Agent) Denver Broncos (NFL) 2009-15; Cleveland Browns (NFL) 2016-Present**

Colquitt, Craig (1977), Punter: (1978 Draft - 3rd Rd.), Pittsburgh Steelers (NFL) 1978-1984.

***Colquitt, Dustin (2004), Punter: (2005 Draft - 3rd Rd.), Kansas City Chiefs (NFL) 2005-Present.**

Colquitt, Jimmy (1984), Punter: (1985 Free Agent), Seattle Seahawks (NFL) 1985.

Cooper, Richard (1987), Defensive Lineman: (1989 Free Agent), New Orleans Saints (NFL) 1989-95; Philadelphia Eagles (NFL) 1996-98.

Copeland, Jeremaine (1998), Wide Receiver: (2000 Free Agent), Barcelona Dragons (EU) 2000; Montreal Alouettes (CFL) 2001-04; Calgary Stampedo (CFL) 2005-09; Toronto Argonauts (CFL) 2010-11.

Cottam, Brad (2007), Tight End: (2008 NFL Draft-3rd Rd.), Kansas City Chiefs (NFL) 2008-09.

***Cox, Morgan (2009), LS: (2010 Free Agent), Baltimore Ravens (NFL) 2010-Present.**

Crawford, Denver (1947), Tackle: (1947 Draft - 13th Rd. - Green Bay), New York Yankees (AAC) 1948.

Crompton, Jonathan (2009), Quarterback (2010 Draft - 5th Rd. San Diego), New England Patriots (NFL) 2010 (Practice Squad); Washington Redskins (NFL) 2011 (Practice Squad); Edmonton Eskimos (CFL) 2013; Montreal Alouettes (CFL) 2014-16.

***Croom, Jason (2016), Tight End: (2017 Free Agent), Buffalo Bills (NFL) 2017-Present.**

Crosby, Phillip (1999), Fullback: (2000 Free Agent), Buffalo Bills (NFL) 2000-03.

Daffer, Ted (1951), End: (1952 Draft - 21st Rd.), Chicago Bears (NFL) 1954.

Dafney, Bernard (1991), Offensive Tackle: (1992 Draft - 9th Rd.), Houston Oilers (NFL) 1992; Minnesota Vikings (NFL) 1993-95; Arizona Cardinals (NFL) 1995; Pittsburgh Steelers (NFL) 1996-97; Carolina Panthers (NFL) 1998.

Daniels, Terry (1981), Defensive Back: (1981 Draft - 10th Rd. - Washington), New Jersey Generals (USFL) 1983-85.

Danychuk, Bill (1964), Guard: Hamilton Tigercats (CFL) 1965-76.

***Darr, Matt (2014), Punter: (2015 Free Agent) Miami Dolphins (NFL) 2015-Present.**

Davis, Antone (1990), Offensive Tackle: (1991 Draft - 1st Rd. - Philadelphia), Philadelphia Eagles (NFL) 1991-95; Atlanta Falcons (NFL) 1996-97

Davis, Harlan (1990), Defensive Back: (1991 Draft - 5th Rd.), Seattle Seahawks (NFL) 1991.

Davis, Ron (1994), Defensive Back: (1995 Draft - 2nd Rd.), Atlanta Falcons (NFL) 1995; Green Bay Packers (NFL) 1997-08.

DeLong, Keith (1988), Linebacker: (1989 Draft - 1st Rd.), San Francisco 49ers (NFL) 1989-1993.

DeLong, Steve (1964), Defensive End: (1965 Draft - 1st Rd. - Chicago (NFL)/San Diego (AFL)), San Diego Chargers (AFL) 1965-69 (NFL) 1970-71; Chicago Bears (NFL) 1972.

DeLucca, Jerry (1955), Guard: Toronto Argonauts (CFL) 1958; Philadelphia Eagles (NFL) 1959; Boston Patriots (AFL) 1960-61, 63-64; Buffalo Bills (AFL) 1962-63.

Denney, Austin (1966), End: (1967 Draft - 11th Rd. - Dallas (NFL)/2nd Rd. New York Jets (AFL), Chicago Bears (NFL) 1967-69; Buffalo Bills (NFL) 1970-71.

Dickerson, Mondre (2003), Defensive Line: (2003 Free Agent), Tampa Bay Storm (AFL) 2006; Grand Rapids Rampage (AFL) 2007; Columbus Destroyers (AFL) 2008.

***Dobbs, Joshua (2016), Quarterback: (2017 Draft - 4th Rd.), Pittsburgh Steelers (NFL) 2017-Present.**

Dobelstein, Bob (1945), Guard: (1945 Draft - 2nd Rd. - Chicago Cardinals), New York Giants (NFL) 1946-48; Los Angeles Dons (AAC) 1949.

Douglas, Cody (2005), Offensive Guard (2006 Free Agent) Houston Texans (NFL) 2006; Cologne Centurions (EU) 2007.

Douglas, David (1985), Offensive Tackle: (1986 Draft - 8th Rd.), Cincinnati Bengals (NFL) 1986-88; New England Patriots (NFL) 1989-90.

Duff, Bill (1998), Defensive Tackle: (1999 Free Agent), Cleveland Browns (NFL) 1999; Berlin Thunder (EU) 2000-01.

Duncan, Alan (1980), Place Kicker: (1981 Draft - 7th Rd.), Philadelphia Eagles (NFL); Memphis Showboats (USFL) 1984-85.

Duncan, Clyde (1983), Wide Receiver: (1984 Draft - 1st Rd.), St. Louis Cardinals (NFL) 1984-85.

***Ellis, Alex (2015), Tight End: (2016 Free Agent), Tennessee Titans (NFL) 2016; Jacksonville Jaguars (NFL) 2016-Present**

Ellis, Shaun (1999), Defensive End: (2000 Draft - 1st Rd.), New York Jets (NFL) 2000-10; New England Patriots (NFL) 2011.

Emanuel, Frank (1966), Linebacker: (1966 Draft - 4th Rd. - Philadelphia (NFL)/3rd Rd. - Miami (AFL), Miami Dolphins (AFL) 1966-69; New Orleans Saints (NFL) 1970.

Evey, Dick (1963), Tackle: (1964 Draft - 1st Rd. - Chicago (NFL)/2nd Rd. Buffalo (AFL)), Chicago Bears (NFL) 1964-69; Los Angeles Rams (NFL) 1970; Detroit Lions (NFL) 1971.

Fair, Terry (1997) Defensive Back: (1998 Draft - 1st Rd.) Detroit Lions (NFL) 1998-2001; Carolina Panthers (NFL) 2002; Pittsburgh Steelers (NFL) 2003-04; St. Louis Rams (NFL) 2005.

Feathers, Beattie (1933), Halfback: Chicago Bears (NFL) 1934-37; Brooklyn Dodgers (NFL) 1938-39; Green Bay Packers (NFL) 1940.

Fields, Earnest (1991), Linebacker: (1994 Free Agent) Baltimore CFL Club (CFL) 1994.

Fleming, Cory (1993), Wide Receiver: (1994 Draft - 3rd Rd.) San Francisco 49ers (NFL); Dallas Cowboys (NFL) 1994-95; Oakland Raiders (NFL) 2000.

Fleming, Troy (2003), Running Back: (2004 Draft - 6th Rd.) Tennessee Titans (NFL) 2004-06.

Flowers, Richmond (1968), Safety: (1969 Draft - 2nd Rd.), Dallas Cowboys (NFL) 1969-71; New York Giants (NFL) 1971-73; Shreveport Steamers (WFL) 1974-75.

Foster, Arian (2008), Running Back: (2009 Free Agent), Houston Texans (NFL) 2009-15; Miami Dolphins (NFL) 2016

***Foster, Ramon (2008), Offensive Tackle: (2009 Free Agent), Pittsburgh Steelers (NFL) 2009-Present.**

Francis, Jeff (1988), Quarterback: (1989 Draft - 6th Rd.), Los Angeles Raiders (NFL) 1989; Cleveland Browns (NFL) 1990-1991.

Franklin, Aubrayo (2002), Defensive Tackle: (2003 Draft - 5th Rd.), Baltimore Ravens (NFL) 2003-06; Frankfurt Galaxy (EU) 2004; San Francisco 49ers (NFL) 2007-10; New Orleans Saints (NFL) 2011; San Diego Chargers (NFL) 2012; Indianapolis Colts (NFL) 2013.

Frost, Ken (1960), Tackle: Dallas Cowboys (NFL) 1961-62.

Fulton, Charlie (1967), Back: (1968 Draft - 16th Rd. - Boston), Edmonton Eskimos (CFL) 1968-69.

***Fulton, Zach (2013), Offensive Line: (2014 Draft - 6th Rd.), Kansas City Chiefs (NFL) 2014-Present.**

Gaffney, Jim (1942), Back: (1944 Draft - 13th Rd.), Washington Redskins (NFL) 1945-46.

Gaines, Cory (1997), Defensive Back: (2001 Free Agent), Frankfurt Galaxy (EU) 2001.

Gaines, Greg (1980), Defensive Back: (1980 Free Agent), Seattle Seahawks (NFL) 1981-1988.

Gaines, Teddy (2001), Defensive Back: (2002 Draft - 7th Rd San Francisco), Rhein Fire (EU) 2003; Montreal Alouettes (CFL) 2004

Gaither, Omar (2005), Linebacker: (2006 Draft - 5th Rd.), Philadelphia Eagles (NFL) 2006-10; Carolina Panthers (NFL) 2011; Oakland Raiders (NFL) 2012; Atlanta Falcons (NFL) 2013.

Galbreath, Harry (1987), Offensive Guard: (1988 Draft - 8th Rd.), Miami Dolphins (NFL) 1988-92; Green Bay Packers (NFL) 1993-95; New York Jets (NFL) 1996-97.

Galyon, Scott (1995), Linebacker: (1996 Draft - 6th Rd.), New York Giants (NFL) 1996-99; Miami Dolphins (NFL) 2000-2002.

Garner, Charlie (1993), Running Back: (1994 Draft - 2nd Rd.) Philadelphia Eagles (NFL) 1994-98; San Francisco 49ers (NFL) 1999-2000; Oakland Raiders (NFL) 2001-03; Tampa Bay Buccaneers (NFL) 2004-2005.

Gault, Willie (1982), Wide Receiver: (1983 Draft - 1st Rd.), Chicago Bears (NFL) 1983-87; Los Angeles Raiders (NFL) 1988-93.

Glass, Glenn (1961), Back: (1962 Draft - 2nd Rd. - Buffalo (AFL)/17th Rd. - Chicago (NFL)), Pittsburgh Steelers (NFL) 1962-63; Philadelphia Eagles (NFL) 1964-65; Atlanta Falcons (NFL) 1966; Denver Broncos (AFL) 1966.

Goodrich, Dwayne (1999), Defensive Back: (2000 Draft - 2nd Rd.), Dallas Cowboys (NFL) 2001-02.

Gordon, Bobby (1957), Back: (1958 Draft - 6th Rd.), Chicago Cardinals (NFL) 1958; Houston Oilers (AFL) 1960.

Gordy, John (1956), Tackle: (1957 Draft - 2nd Rd.), Detroit Lions (NFL) 1957, 1959-67.

Graddy, Sam (1986), Wide Receiver: (1987 Free Agent), Denver Broncos (NFL) 1987-88; Los Angeles Raiders (NFL) 1989-92.

GENERAL

STAFF

PLAYERS

REVIEW

HISTORY

HONORS

VOLMANAC

RECORDS



- Graham, Conrad (1972), Defensive Back: (1973 Draft - 8th Rd.), Chicago Bears (NFL) 1973.
- Graham, Jay (1996), Running Back: (1997 Draft - 3rd Rd.), Baltimore Ravens (NFL) 1997-99; Seattle Seahawks (NFL) 2001; Montreal Alouettes (CFL) 2003.
- Grant, Deon (1999), Defensive Back: (2000 Draft - 2nd Rd.), Carolina Panthers (NFL) 2000-03; Jacksonville Jaguars (NFL) 2004-06; Seattle Seahawks (NFL) 2007-09; New York Giants (NFL) 2010-11.
- Graves, Ray (1941), Center: (1942 Draft - 7th Rd.), Philadelphia Eagles (NFL) 1942-43, 1946; Pittsburgh Steelers (NFL) 1943.
- Greer, Jabari (2003), Defensive Back: (2004 Free Agent), Buffalo Bills (NFL) 2004-08; New Orleans Saints (NFL) 2009-13.
- Guess, Nick (2011), Long Snapper: (2012 Free Agent), Oakland Raiders (NFL) 2012.
- Hall, Jason (2005), Defensive End: (2006 Free Agent), Cologne Centurions (EU) 2007.
- Hall, Jeff (1998), Placekicker: (2000 Free Agent), St. Louis Rams (NFL) 2000.
- Hamilton, Mercedes (1998), Offensive Guard: (1999 Free Agent), Berlin Thunder (EU) 1999.
- Hancock, Anthony (1981), Wide Receiver: (1982 Draft - 1st Rd.), Kansas City Chiefs (NFL) 1982-86; Buffalo Bills (NFL) 1988 (Injured Reserve).
- Hand, Omari (2002), Defensive End: (2003 Free Agent), San Diego Chargers (NFL) 2003-05; Amsterdam Admirals (EU) 2005.
- Hannon, Chris (2005), Wide Receiver (2006 Free Agent), Kansas City Chiefs (NFL) 2006; Detroit Lions (NFL) 2007-08; Miami Dolphins (NFL) 2008; San Francisco 49ers (NFL) 2008.
- Haralson, Parys (2005), Defensive End (2006 Draft - 5th Rd.), San Francisco 49ers (NFL) 2006-12; New Orleans Saints (NFL) 2013-14.
- Hardesty, Montario (2009), Running Back (2010 Draft - 2nd Rd.), Cleveland Browns (NFL) 2010-13.
- Harrell, Justin (2006), Defensive Tackle: (2007 Draft - 1st Rd.), Green Bay Packers (NFL) 2007-10.
- Hardy, Darryl (1991), Linebacker: (1992 Draft - 10th Rd.), Atlanta Falcons (NFL) 1992-93 (Practice Squad); Arizona Cardinals (NFL) 1994 (Practice Squad); Dallas Cowboys (NFL) 1995-96; Seattle Seahawks (NFL) 1997-98.
- Harper, Alvin (1990), Wide Receiver: (1991 Draft - 1st Rd.), Dallas Cowboys (NFL) 1991-94; Tampa Bay Buccaneers (NFL) 1995-96; Washington Redskins (NFL) 1997; New Orleans Saints (NFL) 1997.
- Hayden, Aaron (1994), Running Back: (1995 Draft - 4th Rd.), San Diego Chargers (NFL) 1995-96; Green Bay Packers (NFL) 1997-98; Philadelphia Eagles (NFL) 1999-2000.
- Haynesworth, Albert (2001), Defensive Tackle: (2002 Draft - 1st Rd.), Tennessee Titans (NFL) 2002-08; Washington Redskins (NFL) 2009-10; New England Patriots (NFL), 2011; Tampa Bay Buccaneers (NFL) 2011.
- Hayworth, Tracy (1989), Defensive End: (1990 Draft - 7th Rd.), Detroit Lions (NFL) 1990-95; Atlanta Falcons (NFL) 1996.
- Hefney, Jonathan (2007), Safety: (2009 Free Agent) Winnipeg Blue Bombers (CFL) 2009; Detroit Lions (NFL) 2010; Winnipeg Blue Bombers (CFL) 2010-13; Calgary Stampeders (CFL) 2013; Montreal Alouettes (CFL) 2015.
- Henderson, John (2001), Defensive Tackle: (2002 Draft - 1st Rd.), Jacksonville Jaguars (NFL) 2002-09; Oakland Raiders (NFL) 2010-11.
- Henry, Travis (2000), Tailback: (2001 Draft - 2nd Rd.) Buffalo Bills (NFL) 2001-04; Tennessee Titans (NFL) 2005-06; Denver Broncos (NFL) 2007.
- Herrera, Anthony (2003), Offensive Line: (2004 Free Agent) Minnesota Vikings (NFL) 2004-11.
- Hickman, Herman (1931), Guard: Brooklyn Dodgers (NFL) 1932-34.
- Hill, Jim (1950), Back: (1951 Draft - 15th Rd.), Detroit Lions (NFL) 1951-52; Pittsburgh Steelers (NFL) 1955.
- Hillman, Bill (1946), Back: (1947 Draft - 25th Rd.), Detroit Lions (NFL) 1947.
- Hobby, Marion (1989), Defensive End: (1990 Draft - 3rd Rd. - Minnesota), New England Patriots (NFL) 1990-1993.
- Holloway, Condredge (1974), Quarterback: (1975 Draft - 12th Rd. - New England), Ottawa Rough Riders (CFL) 1975-1980; Toronto Argonauts (CFL) 1981-1986; British Columbia Lions (CFL) 1987.
- Houston, Cedric (2004), Running Backs: (2005 Draft - 6th Rd.), New York Jets (NFL) 2005-06.
- Howard, Joey (1987), Offensive Tackle: (1988 Draft - 9th Rd.), San Diego Chargers (NFL) 1988-1990.
- Howard, William (1987), Running Back: (1988 Draft - 5th Rd.), Tampa Bay Buccaneers (NFL) 1988-89.
- Hubbell, Franklin (Bud) (1946), End-Tackle: (1947 Draft - 9th Rd. - Miami (AAFC)), Los Angeles Rams (NFL) 1947-49.
- Huffman, Dick (1946), Tackle: (1945 Draft - 7th Rd. - Cleveland), Los Angeles Rams (NFL) 1947-50; Winnipeg Blue Bombers (CFL) 1951-55; Calgary Stampeders (CFL) 1956-57.
- Hunt, George (1971), Kicker: (1972 Draft - 5th Rd.), Cleveland Browns (NFL) 1972 Taxi Squad; Baltimore Colts (NFL) 1973; New York Giants (NFL) 1975.
- *Hunter, Justin (2012), Wide Receiver (2013 Draft - 2nd Rd.), Tennessee Titans (NFL) 2013-15; Miami Dolphins (NFL) 2016; Buffalo Bills (NFL) 2016; Pittsburgh Steelers (NFL) 2017-Present.**
- Hust, Al (1942) End: (1943 Draft - 3rd Rd.), Chicago Cardinals (NFL) 1946.
- Hutton, Tom (1994), Punter: (1995 Free Agent) Philadelphia Eagles (NFL) 1995-98; Miami Dolphins (NFL) 1999.
- Ingram, Brian (1981), Defensive End: (1982 Draft - 4th Rd.), New England Patriots (NFL) 1982-86; San Diego Chargers 1987.
- Irwin, Tim (1980), Offensive Tackle: (1981 Draft - 3rd Rd.), Minnesota Vikings (NFL) 1981-1993; Tampa Bay Buccaneers (NFL) 1994; Miami Dolphins (NFL) 1994.
- Jackson, Bernard (2001) Defensive End: (2002 Free Agent), Washington Redskins (NFL) 2002.
- *Jackson, Malik (2011), Defensive Line: (2012 Draft - 5th Rd.), Denver Broncos (NFL) 2012-16; Jacksonville Jaguars (NFL) 2016-Present.**
- *James Ja'Wuan (2013), Offensive Line: (2014 Draft - 1st Rd.), Miami Dolphins (NFL) 2014-Present.**
- James, Roland (1979), Defensive Back: (1980 Draft - 1st Rd.), New England Patriots (NFL) 1980-90.
- Jeffers, Lemont Holt (1981), Linebacker: (1981 Draft - 6th Rd. - Washington), Memphis Showboats (USFL) 1984-85; New Jersey Generals (USFL) 1985; Montreal Alouettes (CFL) 1985-86; Calgary Stampeders (CFL) 1987-1990.
- Jenkins, DeRon (1995), Defensive Back: (1996 Draft - 2nd Rd.), Baltimore Ravens (NFL) 1996-99; San Diego Chargers (NFL) 2000; Tennessee Titans (NFL) 2001; Carolina Panthers (NFL) 2002.
- *Johnson, Austin (2011), Fullback (2011 Free Agent), New Orleans Saints (NFL) 2013 (Practice Squad), 2014-15; Tampa Bay Buccaneers (NFL) 2016-Present.**
- Johnson, Bob (1967), Center: (1968 Draft - 1st Rd.), Cincinnati Bengals (AFL) 1968-69 (NFL) 1970-78.
- Johnson, Carl (1972), Defensive End: (1973 Draft - 10th Rd.), Dallas Cowboys (NFL) 1973 (Taxi Squad).
- Johnson, Steve (1998), Defensive Back: (1999 Draft - 6th Rd. - Seattle), Green Bay Packers (NFL) 1999-2000; Amsterdam Admirals (EU) 2000.
- Johnson, Tom (1972), Center: Jacksonville Sharks (WFL) 1974; San Antonio Wings (WFL) 1975.
- Jones, Dale (1986), Linebacker: (1987 Draft - 10th Rd.), Dallas Cowboys (NFL) 1987.
- Jones, Johnnie (1984), Running Back: (1985 Draft - 5th Rd. - Seattle), Hamilton Tiger-Cats (CFL) 1987-88.
- Jones, Mark (2003), Wide Receiver: (2004 Draft - 7th Rd.), New York Giants (NFL) 2004; Tampa Bay Buccaneers (NFL) 2005-07; Carolina Panthers (NFL) 2008; Tennessee Titans (NFL) 2009.
- *Kamara, Alvin (2016), Running Back: (2017 Draft - 3rd Rd.), New Orleans Saints (NFL) 2017-Present.**
- Kell, Chip (1970), Guard: (1971 Draft - 17th Rd. - San Diego), Edmonton Eskimos (CFL) 1971-72.
- Kelly, Andy (1991), Quarterback: (1992 Free Agent - Green Bay Packers); Rhein Fire (WLAFL) 1995-96.
- Kelly, Todd (1992), Defensive End (1993 Draft - 1st Rd.), San Francisco 49ers (NFL) 1993-95; Cincinnati Bengals (NFL) 1995-96; Atlanta Falcons (NFL) 1996.



- Kent, Joey (1996), Wide Receiver: (1997 Draft - 2nd Rd.), Tennessee Oilers (NFL) 1997-98; Tennessee Titans (NFL) 1999-2000; Minnesota Vikings (NFL) 2000-01.
- *Kerbyson, Kyler (2015), Offensive Tackle: (2016 Free Agent), New England Patriots (NFL) 2016; Tampa Bay Buccaneers (NFL) 2016 (Practice Squad); Montreal Alouettes (CFL) 2017-Present.**
- Killian, Gene (1973), Guard: (1974 Draft - 16th Rd.), Dallas Cowboys (NFL) 1974.
- Kiner, Steve (1969), Linebacker: (1970 Draft - 3rd Rd.), Dallas Cowboys (NFL) 1970; New England Patriots (NFL) 1971, 1973; Washington Redskins (NFL) 1972-73 (Taxi Squad); Houston Oilers (NFL) 1973-78.
- Knight, Steve (1982), Offensive Guard: (1983 - Free Agent) Indianapolis Colts (NFL) 1987-88.
- Kremser, Karl (1968), Kicker: (1969 Draft - 5th Rd.), Miami Dolphins (AFL) 1969 (NFL) 1970; Green Bay Packers (NFL) 1971-72 (Taxi Squad); Baltimore Colts (NFL) 1973 (Taxi Squad).
- Lane, Eric (1996), Running Back: (1997 Free Agent), New York Giants (NFL) 1997-98; Atlanta Falcons (NFL) 1999.
- Lauricella, Hank (1951), Back: (1952 Draft - 17th Rd. - Detroit), Dallas Texans (NFL) 1952.
- Layman, Jason (1995), Offensive Guard: (1996 Draft - 2nd Rd.), Houston Oilers (NFL) 1996; Tennessee Oilers (NFL) 1997-98; Tennessee Titans 1999-2002.
- Leachman, Lamar (1955), Center: (1955 Draft - 30th Rd. - Cleveland), Calgary Stampeders (CFL) 1956.
- Leak, C.J. (2005) Tight End (2006 Free Agent) Buffalo Bills, (2006 Practice Squad).
- Letner, Cotton (1960), Linebacker: Buffalo Bills (AFL) 1961.
- Lewis, Jamal (1999), Running Back: (2000 Draft - 1st Rd.), Baltimore Ravens (NFL) 2000-06; Cleveland Browns (NFL) 2007-09.
- *Lewis, LaTroy (2016), Linebacker: (2017 Free Agent), Oakland Raiders (NFL) 2017-Present.**
- Lincoln, Jeremy (1991), Defensive Back: (1992 Draft - 3rd Rd.), Chicago Bears (NFL) 1992-95; St. Louis Rams (NFL) 1996; Seattle Seahawks (NFL) 1997; New York Giants (NFL) 1998-99; Detroit Lions (NFL) 2000.
- Lipscomb, Paul (1942), Tackle: Green Bay Packers (NFL) 1945-49; Washington Redskins (NFL) 1950-54; Chicago Bears (NFL) 1954.
- Little, Leonard (1997), Defensive End: (1998 Draft - 3rd Rd.), St. Louis Rams (NFL) 1998-2009.
- Lloyd, DeAngelo (2000), Defensive End: (2000 Free Agent), Frankfurt Galaxy (EU) 2001; Berlin Thunder (EU) 2005.
- Long, R.A. (1946), Back: Boston Yanks (NFL) 1947.
- Lott, Andre (2001), Defensive Back: (2002 Draft - 5th Rd.), Washington Redskins (NFL) 2002-05; Pittsburgh Steelers (NFL) 2006.
- Lucci, Mike (1961), Linebacker: (1961 Draft - 5th Rd. - Cleveland (NFL)/20th Rd. - Los Angeles Chargers (AFL)), Cleveland Browns (NFL) 1962-64; Detroit Lions (NFL) 1965-73.
- Maggitt, Curt (2015), Linebacker: (2016 Free Agent), Indianapolis Colts (NFL) 2016.
- Mahelona, Jesse (2005), Defensive Tackle: (2006 Draft - 5th Rd.), Tennessee Titans (NFL) 2006.
- Majors, Bill (1960), Back: (1961 Draft - 12th Rd. - Philadelphia (NFL)/9th Rd. - Buffalo (AFL)), Buffalo Bills (AFL) 1961.
- Majors, Bob (1971), Defensive Back: (1972 Draft - 3rd Rd. - Philadelphia), Cleveland Browns (NFL) 1972-73; Memphis Southmen (WFL) 1974.
- *Malone, Josh (2016), Wide Receiver: (2017 Draft - 4th Rd.), Cincinnati Bengals (NFL) 2017-Present.**
- Manning, Peyton (1997) Quarterback: (1998 Draft - 1st Rd.), Indianapolis Colts (NFL) 1998-11; Denver Broncos (NFL) 2012-16.
- Maples, Talmadge (1933), Center: Cincinnati Reds (NFL) 1934.
- Marsh, Stephen (2002) Defensive Back: (2004 Free Agent) Edmonton Eskimos (CFL) 2004-07.
- Martin, David (2001), Tight End: (2001 Draft - 6th Rd.), Green Bay Packers (NFL) 2001-06; Miami Dolphins (NFL) 2007-09; Buffalo Bills (NFL) 2010-11.
- Martin, Tee (1999) Quarterback: (2000 Draft - 5th Rd.), Pittsburgh Steelers (NFL) 2000-2002; Rhein Fire (EU) 2002; Oakland Raiders (NFL) 2003-04; Winnipeg Bluebombers (CFL) 2005.
- Marvin, Mickey (1976), Offensive Guard: (1977 Draft - 4th Rd.), Oakland Raiders (NFL) 1977-81; Los Angeles Raiders (NFL) 1982-87.
- Maxwell, Jim (1971), Quarterback: (1972 Free Agent), Philadelphia Eagles (NFL) 1972-73 (Taxi Squad).
- Mayo, Jerod (2007), Linebacker: (2008 NFL Draft - 1st Rd.), New England Patriots (NFL) 2008-16.
- McBride, Turk (2006), Defensive Tackle: (2007 Draft- 2nd Rd.), Kansas City Chiefs (NFL) 2007-09; Detroit Lions (NFL) 2010; New Orleans Saints (NFL) 2011-12.
- McCartney, Ron (1975), Defensive End: (1976 Draft - 2nd Rd.), Los Angeles Rams (NFL) 1976 (Taxi Squad); Atlanta Falcons (NFL) 1977-79.
- *McClendon, Jacques (2009), Offensive Guard: (2010 Draft - 4th Rd.), Indianapolis Colts (NFL) 2010-11; Detroit Lions (NFL) 2011; Pittsburgh Steelers (NFL) 2012 (Practice Squad); Atlanta Falcons (NFL) 2012 (Practice Squad); Jacksonville Jaguars (NFL) 2013-14; Miami Dolphins (NFL) 2015; Jacksonville Jaguars (NFL) 2016.**
- McCleskey, J.J. (1992), Wide Receiver: (1993 Free Agent), New Orleans Saints (NFL) 1993-1996; Arizona Cardinals (NFL) 1997-2000.
- McCord, Darris (1954), Tackle: (1955 Draft - 3rd Rd.), Detroit Lions (NFL) 1955-67.
- McCoy, Rico (2008) Linebacker: Winnipeg Blue Bombers (CFL) 2010; Edmonton Eskimos (CFL) 2011.
- *McCullers, Daniel (2013), Defensive Line: (2014 Draft - 6th Rd.), Pittsburgh Steelers (NFL) 2014-Present.**
- McCullough, Andy (1997) Wide Receiver: (1998 Draft - 7th Rd.) New Orleans Saints (NFL) 1998; Frankfurt Galaxy (EU) 1999; Arizona Cardinals (NFL) 1999-2000; Frankfurt Galaxy (EU) 2001; Oakland Raiders (NFL) 2001-02.
- McDaniel, Terry (1987), Defensive Back: (1988 Draft - 1st Rd.), Los Angeles Raiders (NFL) 1988-96; Oakland Raiders (NFL) 1996.
- *McDaniel, Tony (2005), Defensive Tackle: (2006 Free Agent), Jacksonville Jaguars (NFL) 2006-08; Miami Dolphins (NFL) 2009-2012, Seattle Seahawks (NFL) 2013-14; Tampa Bay Buccaneers (NFL) 2015; Seattle Seahawks (NFL) 2016; New Orleans Saints (NFL) 2017-Present.**
- McGee, Tim (1985), Wide Receiver: (1986 Draft - 1st Rd.), Cincinnati Bengals (NFL) 1986-1992; Washington Redskins (NFL) 1993, Cincinnati Bengals (NFL) 1994-96.
- McKenzie, Raleigh (1984), Center: (1985 Draft - 11th Rd.), Washington Redskins (NFL) 1986-94; Philadelphia Eagles (NFL) 1995-96; San Diego Chargers (NFL) 1997-98; Green Bay Packers 1999-2000.
- McKenzie, Reggie (1984), Linebacker: (1985 Draft - 10th Rd.), Los Angeles Raiders (NFL) 1985-88; Phoenix Cardinals (NFL) 1989-90; Montreal (Canada) Machine (WLAFF) 1992.
- McRae, Charles (1990), Offensive Tackle: (1990 Draft - 1st Rd.), Tampa Bay Buccaneers (NFL) 1991-1995; Oakland Raiders (NFL) 1996.
- Meachem, Robert (2006), Wide Receiver: (2007 Draft - 1st Rd.), New Orleans Saints (NFL), 2007-11, 2013-14; San Diego Chargers (NFL) 2012.
- Michels, John (1952), Guard: (1953 Draft - 25th Rd.), Philadelphia Eagles (NFL) 1953, 1956; Winnipeg Blue Bombers (CFL) 1957.
- Miles, Willie (2002), Defensive Back: (2005 Free Agent), British Columbia Lions (CFL) 2005.
- Miller, Anthony (1987), Wide Receiver: (1988 Draft - 1st Rd.), San Diego Chargers (NFL) 1988-93; Denver Broncos (NFL) 1994-1996; Dallas Cowboys (NFL) 1997.
- Miller, Bubba (1995), Offensive Guard: (1996 Free Agent), Philadelphia Eagles (NFL) 1996-2001; New Orleans Saints (NFL) 2002.
- Miller, Darrin (1987), Outside Linebacker: (1988 Free Agent), Seattle Seahawks (NFL) 1988-1989.
- Miller, Mike (1982), Wide Receiver: (1983 Draft - 4th Rd. - Green Bay), New York Giants (NFL) 1983; Edmonton Eskimos (CFL) 1984.
- Mims, Chris (1991), Defensive End: (1992 Draft - 1st Rd.), San Diego Chargers (NFL) 1992-96; Washington Redskins (NFL) 1997; San Diego Chargers (NFL) 1998-99; Chicago Bears (NFL) 2000.
- Mitchell, Marvin (2006), Linebacker: (2007 Draft - 7th Rd.), New Orleans Saints (NFL) 2007-10; Miami Dolphins (NFL) 2011; Minnesota Vikings (NFL) 2012-Present.

THE 45 NFL FIRST-ROUND DRAFT CHOICES

Draft	Name	Pick	Team
1940	George Cafego, TB	1	Chicago Cardinals
1952	Bert Rechichar, DB	10	Cleveland Browns
1953	Doug Atkins, DT	11	Cleveland Browns
1964	Dick Evey, DT	14	Chicago Bears
1965	Steve DeLong, G	6	San Diego Chargers
1968	Bob Johnson, C	2	Cincinnati Bengals
1970	Jack Reynolds, LB	22	Los Angeles Rams
1977	Stanley Morgan, WR	25	New England Patriots
1979	Robert Shaw, C	27	Dallas Cowboys
1980	Roland James, DB	14	New England Patriots
1982	Anthony Hancock, WR	11	Kansas City Chiefs
1983	Willie Gault, WR	18	Chicago Bears
1984	Reggie White, DT	4	Philadelphia Eagles
	Clyde Duncan, WR	17	St. Louis Cardinals
1985	Alvin Toles, LB	24	New Orleans Saints
1986	Tim McGee, WR	21	Cincinnati Bengals
1988	Terry McDaniel, DB	9	Los Angeles Raiders
	Anthony Miller, WR	15	San Diego Chargers
1989	Keith DeLong, LB	28	San Francisco 49ers
1991	Charles McRae, OT	7	Tampa Bay Buccaneers
	Antone Davis, OT	8	Philadelphia Eagles
	Alvin Harper, WR	12	Dallas Cowboys
1992	Dale Carter, DB	20	Kansas City Chiefs
	Chris Mims, DE	23	San Diego Chargers

1993	Todd Kelly, DE	27	San Francisco 49ers
1994	Heath Shuler, QB	3	Washington Redskins
1995	James Stewart, TB	19	Jacksonville Jaguars
1998	Peyton Manning, QB	1	Indianapolis Colts
	Terry Fair, DB	20	Detroit Lions
	Marcus Nash, WR	30	Denver Broncos
1999	Al Wilson, LB	31	Denver Broncos
2000	Jamal Lewis, TB	5	Baltimore Ravens
	Shaun Ellis, DE	12	New York Jets
2002	John Henderson, DT	9	Jacksonville Jaguars
	Donte' Stallworth, WR	13	New Orleans Saints
	Albert Haynesworth, DT	15	Tennessee Titans
2006	Jason Allen, DB	16	Miami Dolphins
2007	Justin Harrell, DT	16	Green Bay Packers
	Robert Meachem, WR	27	New Orleans Saints
2008	Jerod Mayo, LB	10	New England Patriots
2009	Robert Ayers, DE	18	Denver Broncos
2010	Eric Berry, DB	5	Kansas City Chiefs
	Dan Williams, DT	26	Arizona Cardinals
2013	Cordarrelle Patterson, WR	29	Minnesota Vikings
2014	Ja'Wuan James, OT	19	Miami Dolphins
2017	Derek Barnett, DE	14	Philadelphia Eagles

Bold Italics Indicates No. 1 Overall Pick

Mitchell, Stan (1965), Back: (1966 Draft - 8th Rd. - Washington), Miami Dolphins (AFL) 1966-69 (NFL) 1970.
 Mitchell, Xavier (2007), Defensive End: (2009 Free Agent), British Columbia Lions (CFL) 2009.
 Moore, Denarius (2010), Wide Receiver: (2011 Draft - 5th Rd.) Oakland Raiders (NFL) 2011-14; Buffalo Bills (NFL) 2015.
 Moore, Eddie (2002), Linebacker: (2003 Draft - 2nd Rd.), Miami Dolphins (NFL) 2003-06.
 Moore, Jeff (1978), Wide Receiver: (1979 Draft - 3rd Rd.), Los Angeles Rams (NFL) 1979-81.
 Moore, Mark (1990), Defensive Tackle: (1991 Free Agent), Team Dallas (WL) 1992.
 Moore, Rashad (2002), Defensive Tackle: (2003 Draft - 6th Rd.), Seattle Seahawks (NFL) 2003-05; New York Jets (NFL) 2006; New England Patriots (NFL) 2007.
 Morgan, Anthony (1990), Wide Receiver: (1991 Draft - 5th Rd.), Chicago Bears (NFL) 1991-1993; Green Bay Packers (NFL) 1994-97.
 Morgan, Stanley (1976), Wide Receiver: (1977 Draft - 1st Rd.), New England Patriots (NFL) 1977-89; Indianapolis Colts (NFL) 1990.
 Morley, Demetric (2008), Defensive Back: Calgary Stampeders (CFL) 2011-13; Toronto Argonauts (CFL) 2013.
 Morris, Randall (1983), Running Back: (1984 Draft - 10th Rd.), Seattle Seahawks (NFL) 1984-1988.
 Myslinski, Tom (1991), Offensive Guard: (1992 Draft - 4th Rd. - Dallas), Washington Redskins (NFL) 1992; Buffalo Bills (NFL) 1993; Chicago Bears (NFL) 1993-94; Jacksonville Jaguars (NFL) 1995-96; Pittsburgh Steelers (NFL) 1997; Indianapolis Colts (NFL) 1998; Dallas Cowboys (NFL) 1999; Pittsburgh Steelers (NFL) 2000-02.
 Naumoff, Paul (1966), Linebacker: (1967 Draft - 3rd Rd.), Detroit Lions (NFL) 1967-78.
 Nash, Marcus (1997) Wide Receiver: (1998 Draft - 1st Rd.) Denver Broncos (NFL) 1998-99; Baltimore Ravens (NFL) 2000; Winnipeg Blue Bombers (CFL) 2002.
 Neal, Rajion (2013), Running Back: (Free Agent) Green Bay Packers (NFL) 2014 (Practice Squad); Miami Dolphins (NFL) 2015 (Practice Squad); Oakland Raiders (NFL) 2015 (Practice Squad); Pittsburgh Steelers (NFL) 2015 (Practice Squad); Cleveland Browns (NFL) 2016.
 Nettles, Ray (1971), Linebacker: (1972 Draft - 6th Rd. - Miami), British Columbia Lions (CFL) 1972-76; Toronto Argonauts (CFL) 1977; Hamilton Tiger-Cats (CFL) 1978.
 Nickla, Ed (1952), End: Toronto Argonauts (CFL) 1954; Chicago Bears (NFL) 1959.
 Noel, Tori (1997) Defensive Back: (1998 Free Agent) Barcelona Dragons (EU) 1998; Denver Broncos (NFL) 1999.
 North, Lee (1981), Center: (1981 Free Agent), Tampa Bay Bandits (USFL) 1984-85.

North, Marquez (2015), Wide Receiver: (2016 Free Agent), Los Angeles Rams (NFL) 2016.
 Oleksiak, Pat (1954), Tailback: (1955 Draft - 18th Rd. - Detroit), Winnipeg Blue Bombers (CFL) 1955.
 Overstreet, Will (2001), Defensive End: (2002 Draft - 3rd Rd.), Atlanta Falcons (NFL) 2002-03.
***Palardy, Michael (2013), Placekicker/Punter: (2014 Free Agent), Oakland Raiders (NFL) 2014 (Practice Squad); St. Louis Rams (NFL) 2015; Toronto Argonauts (CFL) 2015-16; Carolina Panthers (NFL) 2016; Baltimore Ravens (NFL) 2016; Indianapolis Colts (NFL) 2016; Cleveland Browns (NFL) 2016 (Practice Squad); Atlanta Falcons (NFL) 2016 (Practice Squad); Carolina Panthers (NFL) 2016-Present.**
 Parker, Eric (2001) Wide Receiver: (2002 Free Agent), San Diego Chargers (NFL) 2002-07.
 Parker, Jason (1996), Defensive Back: (1997 Free Agent), Rhein Fire (EU) 1997-1999.
***Patterson, Cordarrelle (2012), Wide Receiver: (2013 Draft - 1st Rd.) Minnesota Vikings (NFL) 2013-16; Oakland Raiders (NFL) 2017-Present.**
 Peoples, Carlton (1982), Defensive Back: (1983 Free Agent), Memphis Showboats (USFL) 1984; Chicago Blitz (USFL) 1984.
 Petrella, Bob (1965), Defensive Back: (1966 Draft - 12th Rd. - Minnesota (NFL)/8th Rd. - Miami (AFL)), Miami Dolphins (AFL) 1966-69 (NFL) 1970-71.
 Pickets, Carl (1991), Wide Receiver: (1992 Draft - 2nd Rd.), Cincinnati Bengals (NFL) 1992-99; Tennessee Titans (NFL) 2000.
 Polofsky, Gordon (1951), Fullback: (1952 Draft - 5th Rd. - Los Angeles Rams), Chicago Cardinals (NFL) 1952-54.
 Poole, Steve (1975), Linebacker: New York Jets (NFL) 1976.
 Poole, Tauren (2011), Running Back: (Free Agent) Carolina Panthers (NFL) 2012, 2013 (Practice Squad), 2014; Pittsburgh Steelers (NFL) 2013 (Practice Squad); Indianapolis Colts (NFL) 2013 (Practice Squad); New Orleans Saints (NFL) 2014 Practice Squad; Baltimore Ravens (NFL) 2015.
 Price, Peerless (1998), Wide Receiver: (1999 Draft - 2nd Rd.), Buffalo Bills (NFL) 1999-2002; Atlanta Falcons (NFL) 2003-04; Dallas Cowboys (NFL) 2005; Buffalo Bills (NFL) 2006-07.
 Puki, Craig (1979), Linebacker: (1980 Draft - 3rd Rd.), San Francisco 49ers (NFL) 1980-81; St. Louis Cardinals (NFL) 1982, 1983 (Injured Reserve).
 Randolph, Brian (2015), Defensive Back: (2016 Free Agent), Los Angeles Rams (NFL) 2016.
 Ratliffe, Leslie (1995), Offensive Tackle: (1996 Draft - 7th Rd. - Denver Broncos), Scottish Claymores (WL) 1997; Rhein Fire (EU) 1997-98; Calgary Stampeders (CFL) 2000.

Rayburn, Virgil (1932), End: Brooklyn Dodgers (NFL) 1933.
 Rechichar, Bert (1951), Back: (1952 Draft - 1st Rd.), Cleveland Browns (NFL) 1952; Baltimore Colts (NFL) 1953-59; Pittsburgh Steelers (NFL) 1960; New York Jets (AFL) 1961.
 Reese, Lloyd (1941), Fullback: Chicago Bears (NFL) 1946; Detroit Lions (NFL) 1947.
***Reeves-Maybin, Jalen (2016), Linebacker: (2017 Draft - 4th Rd.), Detroit Lions (NFL) 2017-Present.**
 Revelt, Fuad (1984), Placekicker: (1985 Draft - 7th Rd.), Miami Dolphins (NFL) 1985-89; Minnesota Vikings (NFL) 1990-95.
 Reynolds, Art (1973), Linebacker: Charlotte Hornets (WFL) 1974.
 Reynolds, Jack (1969), Linebacker: (1970 Draft - 1st Rd.), Los Angeles Rams (NFL) 1970-80; San Francisco 49ers (NFL) 1981-1984.
 Richardson, Antonio (2013), Offensive Line: (2014 Free Agent), Minnesota Vikings (NFL) 2014.
 Riggs, Jr., Gerald (2005), Running Back: (2006 Free Agent), Rhein Fire (EU) 2007; Toronto Argonauts (CFL) 2012.
***Riviera, Mychal (2012), Tight End: (2013 Draft - 5th Rd.) Oakland Raiders (NFL) 2013-16; Jacksonville Jaguars (NFL) 2017-Present.**
 Ritzmann, Constantin (2003), Defensive End: (2004 Free Agent), Buffalo Bills (NFL) 2004; Atlanta Falcons (NFL) 2005; Berlin Thunder (EU) 2007.
 Robinson, Larry (1973), Basketball; (1973 Free Agent), Back: Dallas Cowboys (NFL) 1973.
 Rose, Roy (1935), End: (1936 Draft - 4th Rd.), New York Giants (NFL) 1936.
 Rotella, Jamie (1972), Linebacker: (1973 Draft - 3rd Rd. - Baltimore), Hamilton Tiger-Cats (CFL) 1973-74.
 Rudder, Bill (1973), Fullback: (1974 Draft - 3rd Rd. - San Diego), Chicago Fire (WFL) 1973; Birmingham Vulcans (WFL) 1975.
 Russas, Al (1948), End: (1949 Draft - 10th Rd. - Buffalo (AFL)/13th Rd. - Detroit (NFL), Detroit Lions (NFL) 1949.
 Ryan, Pat (1977), Quarterback: (1978 Draft - 11th Rd.), New York Jets (NFL) 1978-89; Philadelphia Eagles (NFL) 1991.
 Sanderson, Dale (1983), Center: (1985 CFL Draft - 4th Rd.) Hamilton Tiger-Cats (CFL) 1985-97.
 Schaffer, Joe (1959), Tackle: (1960 Draft), Buffalo Bills (AFL) 1960.
 Scott, Bobby (1970), Quarterback: (1971 Draft - 14th Rd.), New Orleans Saints (NFL) 1971-72 (Taxi Squad) 1973-82; New Jersey Generals (USFL) 1983; Chicago Blitz (USFL) 1983.
***Scott, Chris (2009), Offensive Tackle: (2010 Draft - 5th Rd.), Pittsburgh Steelers (NFL) 2010-2011; Green Bay Packers (NFL) 2012; Tampa Bay Buccaneers (NFL) 2012; Buffalo Bills (NFL) 2012; Carolina Panthers (NFL) 2013-Present.**
 Sears, Arron (2006), Offensive Tackle: (2007 Draft - 2nd Rd.), Tampa Bay Buccaneers (NFL) 2007-09.
 Sekanovich, Dan (1953), End: Montreal Alouettes (CFL) 1955; Ottawa Rough Riders (CFL) 1956.
 Shaw, Jarrod (2010), Offensive Line: (2011 Free Agent), Cleveland Browns (NFL) 2011-13; Oakland Raiders (NFL) 2014.
 Shaw, Robert (1978), Center: (1979 Draft - 1st Rd.), Dallas Cowboys (NFL) 1979-82.
 Sherrod, Bud (1950), End: (1951 Draft - 17th Rd.), New York Giants (NFL) 1952.
 Shields, Lebron (1959), Tackle: (1959 Draft - 22nd Rd. - Detroit (NFL)/1960 Expansion Draft - Denver (AFL)/1961 Expansion Draft - Minnesota (NFL), Baltimore Colts (NFL) 1960; Minnesota Vikings (NFL) 1961; Toronto Argonauts (CFL) 1962.
 Shires, Marshall (Abe) (1940), Tackle: (1941 Draft - 2nd Rd. - Cleveland Browns); Philadelphia Eagles (NFL) 1945.
 Shuler, Heath (1993), Quarterback: (1994 Draft - 1st Rd.), Washington Redskins (NFL) 1994-96; New Orleans Saints (NFL) 1997-98.
 Silvan, Nilo (1995), Wide Receiver: (1996 Draft - 6th Rd.), Tampa Bay Buccaneers (NFL) 1996-97.
 Simmons, Tony (1984), Defensive Tackle: (1985 Draft - 12th Rd.), San Diego Chargers (NFL) 1985-87; British Columbia Lions (CFL) 1990; Saskatchewan Roughriders (CFL) 1991.
***Simms, Matt (2011), Quarterback: (2012 Free Agent), New York Jets (NFL) 2013-14; Atlanta Falcons (NFL) 2015-Present.**
 Simonetti, Len (1941), Tackle: Cleveland Browns (AAC) 1946-48.

Simons, Kevin (1988), Offensive Lineman: (1989 Free Agent), Cincinnati Bengals (NFL) 1989; New York/New Jersey Knights (WL) 1991.
 Simonton, Claud (1971), End: Jacksonville Sharks (WFL) 1974; Chicago Winds (WFL) 1975; Philadelphia Bell (WFL) 1975.
 Simpson, Hubert (1978), Running Back: (1979 Draft - 10th Rd. - Cincinnati), Toronto Argonauts (CFL) 1981.
 Sims, Tommy (1985), Defensive Back: (1986 Draft - 7th Rd.), Indianapolis Colts (NFL) 1986.
 Singer, Curt (1983), Offensive Lineman: (1984 Draft - 6th Rd.), Washington Redskins (NFL) 1984; Seattle Seahawks (NFL) 1986-88; New York Jets (NFL) 1989.
 Slater, Walter (1946), Back: (1946 Draft - 3rd Rd. - Philadelphia/1947 Draft 13th Rd. - San Francisco (AAFC)), Pittsburgh Steelers (NFL) 1947.
 Smith, Carl (1958), Fullback: (1959 Draft - 9th Rd. - Detroit), Buffalo Bills (AFL) 1960.
 Smith, Chuck (1991), Defensive End: (1992 Draft - 2nd Rd.), Atlanta Falcons (NFL) 1992-99; Carolina Panthers (NFL) 2000-2001.
 Smith, Daryle (1986), Offensive Lineman: (1987 Free Agent), Dallas Cowboys (NFL) 1987-88; Cleveland Browns (NFL) 1989; Philadelphia Eagles (NFL) 1990-92; Toronto Argonauts (CFL) 1993; Sacramento (CFL) 1994; San Antonio Texans (CFL) 1995; Winnipeg Blue Bombers (CFL) 1996.
 Smith, Jacques (2013), Linebacker: (2014 Free Agent), Atlanta Falcons (NFL) 2014 (Practice Squad); BC Lions (CFL) 2016
 Smith, Jeff (1995), Offensive Guard: (1996 Draft - 7th Rd. - Kansas City), Scottish Claymores (WFL) 1997; Kansas City Chiefs (NFL) 1997-2000; Jacksonville Jaguars (NFL) 2001; Tennessee Titans (NFL) 2002.
 Smith, Rob (2005), Offensive Guard: (2006 Free Agent), Cleveland Browns (NFL) 2006-2007.
 Smith, Roy (1950), Tackle: Ottawa Roughriders (CFL) 1953-54.
 Spiva, Andy (1976), Linebacker: (1977 Draft - 5th Rd. - St. Louis), Atlanta Falcons (NFL) 1977-78.
 Spradlin, Danny (1980), Linebacker: (1981 Draft - 5th Rd.), Dallas Cowboys (NFL) 1981-82; Tampa Bay Buccaneers (NFL) 1983-84; St. Louis Cardinals (NFL) 1985.
 Stallworth, Donte' (2001), Wide Receiver: (2002 Draft - 1st Rd.), New Orleans Saints (NFL) 2002-05; Philadelphia Eagles (NFL) 2006; New England Patriots (NFL) 2007, 2012; Cleveland Browns (NFL) 2008; Baltimore Ravens (NFL) 2010; Washington Redskins (NFL) 2011, 2013
 Stanback, Haskel (1973), Tailback: (1974 Draft - 5th Rd. - Cincinnati), Atlanta Falcons (NFL) 1974-79.
 Stephens, Travis (2001), Running Back: (2002 Draft - 4th Rd.), Tampa Bay Buccaneers (NFL) 2002-03; Houston Texans (NFL) 2003; Amsterdam Admirals (EU) 2004.
 Stevenson, Dominique (2001), Linebacker: (2002 Draft - 7th Rd.), Buffalo Bills (NFL) 2002-03, Washington Redskins (NFL) 2004.
 Stewart, James (1994), Running Back: (1995 Draft - 1st Rd.), Jacksonville Jaguars (NFL) 1995-99; Detroit Lions (NFL) 2000-03.
 Still, Eric (1989), Offensive Tackle: (1990 Draft - 4th Rd. - Houston), Frankfurt (Germany) Galaxy (WL) 1991-92.
***Stocker, Luke (2010), Tight End: (2011 Draft - 4th Rd.), Tampa Bay Buccaneers (NFL) 2011-Present.**
***Stone, James (2013), Offensive Line: (2014 Free Agent), Atlanta Falcons (NFL) 2014-15; Tampa Bay Buccaneers (NFL) 2017-Present.**
 Stowell, Mike (1992), Offensive Guard: (1994 Free Agent), Shreveport Pirates (CFL) 1994-95.
 Stratton, Mike (1961), Linebacker: (1962 Draft - 13th Rd.), Buffalo Bills (AFL) 1962-69 (NFL) 1970-73; San Diego Chargers (NFL) 1973.
 Streater, Jimmy (1979), Quarterback: (1980 Free Agent), Toronto Argonauts (CFL) 1980-81.
 Stroud, Jack (1950), Tackle: (1951 Draft - 5th Rd.), New York Giants (NFL) 1953-64.
 Studaway, Mark (1983), Tackle: (1984 Draft - 4th Rd.), Houston Oilers (NFL) 1984; Tampa Bay Buccaneers (NFL) 1985.
 Suffridge, Bob (1940), Guard: (1941 Draft - 6th Rd. - Pittsburgh), Philadelphia Eagles (NFL) 1941-45.
***Sutton, Cameron (2016), Cornerback: (2017 Draft - 3rd Rd.), Pittsburgh Steelers (NFL) 2017-Present.**

GENERAL

STAFF

PLAYERS

REVIEW

HISTORY

HONORS

VOLMANAC

RECORDS



- Swanson, Eric (1985), Wide Receiver: (1986 Draft - 7th Rd.), St. Louis Cardinals (NFL) 1986.
- Talley, Ben (1994) Defensive End: (1995 Draft - 4th Rd.), New York Giants (NFL) 1995-97; Atlanta Falcons (NFL) 1998-1999.
- Tarrant, James (1942), Back: Miami Seahawks (AAC) 1946.
- Teague, Trey (1997) Center: (1998 Draft - 7th Rd.) Denver Broncos (NFL) 1998-2001; Buffalo Bills 2002-05; New York Jets (NFL) 2006.
- Terry, Corey (1998) Defensive End: (1999 Draft - 7th Rd. - Indianapolis) Jacksonville Jaguars (NFL) 1999-2000.
- Thayer, Harry (1930), Guard: Portsmouth Spartans (NFL) 1933.
- *Thomas, Dallas (2012), Offensive Line: (2013 Draft - 3rd Rd.) Miami Dolphins (NFL) 2013-16; Philadelphia Eagles (NFL) 2017-Present.**
- Thomas, Dave (1993), Defensive Back: (1993 Draft - 7th Rd.), Dallas Cowboys (NFL) 1993-94; Jacksonville Jaguars (NFL) 1995-99; New York Giants 2000-01.
- Thompson, Raynoch (1999), Linebacker: (2000 Draft - 2nd Rd.), Arizona Cardinals (NFL) 2000-04; Green Bay Packers (NFL) 2005.
- Toaina, Albert (2005), Offensive Tackle: (2006 Free Agent), Rhein Fire (EU) 2007.
- Toles, Alvin (1984), Linebacker: (1985 Draft - 1st Rd.), New Orleans Saints (NFL) 1985-89.
- Townsend, Ricky (1974), Place Kicker: (1975 Draft - 13th Rd. - New York Giants), Memphis Southmen (WFL) 1975.
- Tracy, Tom (1954), Back: (1956 Draft - 5th Rd. - Detroit), Ottawa Rough Riders (CFL) 1955-56; Detroit Lions (NFL) 1956-57; Pittsburgh Steelers (NFL) 1958-63; Washington Redskins (NFL) 1963-64.
- Tucker, Josh (1999), Offensive Tackle: (2001 Free Agent), Frankfurt Galaxy (EU) 2001.
- Turnbow, Jesse (1977), Defensive Tackle: (1978 Draft - 8th Rd.), Cleveland Browns (NFL) 1978.
- Valbuena, Gary (1973), Quarterback: (1974 Draft - 10th Rd. - Miami), Southern California Sun (WFL) 1974; San Antonio Wings (WFL) 1975; Miami Dolphins (NFL) 1976 (Taxi Squad).
- Vaughan, Charles (1934), Back: Detroit Lions (NFL) 1935; Chicago Cardinals (NFL) 1936.
- Veal, Demetrian (2002), Defensive End: (2003 Draft - 7th Rd.), Atlanta Falcons (NFL) 2003; Denver Broncos (NFL) 2004-2006, Tennessee Titans (NFL) 2007.
- *Vereen, Corey (2016), Defensive Lineman: (2017 Free Agent), New England Patriots (NFL) 2017 Present. (Reserved/Injured)**
- Vereen, Daryl (2011), Linebacker: Montreal Alouettes (CFL) 2012 (Practice Squad).
- Wade, Jonathan (2006), Defensive Back: (2007 Draft - 3rd Rd.), St. Louis Rams (NFL) 2007-09; Detroit Lions (NFL) 2010; Cincinnati Bengals (NFL) 2010; Miami Dolphins (NFL) 2011; Sacramento Mountain Lions (UFL) 2012.
- Walker, Darwin (1999), Defensive Tackle: (2000 Draft - 3rd Rd.), Philadelphia Eagles (NFL) 2000-06; Buffalo Bills (NFL) 2007; Chicago Bears (NFL) 2007; Carolina Panthers (NFL) 2008-09.
- Walker, Shon (1991), Linebacker: Toronto Argonauts (CFL) 1992.
- Wampler, Chris (1982), Defensive Tackle: (1983 Free Agent), Jacksonville Bulls (USFL) 1984-85.
- Wantland, Hal (1965), Back: (1966 Draft - 16th Rd. - Washington), Miami Dolphins (AFL) 1966.
- Warren, Buist (1940), Back: Philadelphia Eagles (NFL) 1945.
- Warren, Dewey (1967), Quarterback: (1968 Draft - 6th Rd.), Cincinnati Bengals (AFL) 1968.
- Warren, John (1982), Punter: (1983 Free Agent), Dallas Cowboys (NFL) 1983-84.
- Washington, Kelley (2002), Wide Receiver: (2003 Draft - 3rd Rd.), Cincinnati Bengals (NFL) 2003-06; New England Patriots (NFL) 2007-08; Baltimore Ravens (NFL) 2009; San Diego Chargers 2010-11.
- Watson, Brent (1977), Offensive Guard: (1978 Draft - 10th Rd. - Cleveland), Montreal Alouettes (CFL) 1978.
- Weary, Fred (2001), Offensive Guard: (2002 Draft - 3rd Rd.), Houston Texans (NFL) 2002-07.
- Weatherford, Jim (1968), Defensive Back: (1969 Draft - 15th Rd.), Atlanta Falcons (NFL) 1969.
- Weaver, Herman (1969), Punter: (1970 Draft - 9th Rd.), Detroit Lions (NFL) 1970-76; Seattle Seahawks (NFL) 1977-80; Michigan Panthers (USFL) 1983.
- Webb, Chuck (1990), Running Back: (1991 Draft - 3rd Rd.), Green Bay Packers (NFL) 1991.
- Wells, Scott (2003), Center: (2004 NFL Draft - 7th Rd.), Green Bay Packers (NFL) 2004-11; St. Louis Rams (NFL) 2012-14.
- West, Hodges (Burr) (1940), Tackle: Philadelphia Eagles (NFL) 1941.
- Westmoreland, Eric (2000), Linebacker: (2001 Draft - 3rd Rd.), Jacksonville Jaguars (NFL) 2001-03; Cleveland Browns (NFL) 2004-06.
- White, Brad (1980), Defensive Tackle: (1981 Draft - 12th Rd.), Tampa Bay Buccaneers (NFL) 1981-83; Indianapolis Colts (NFL) 1984-85.
- White, Reggie (1983), Defensive Tackle: (1984 Draft Supplemental - 1st Rd.), Memphis Showboats (USFL) 1984-85; Philadelphia Eagles (NFL) 1985-1992; Green Bay Packers (NFL) 1993-98.
- White, Steve (1995), Defensive End: (1996 Draft - 6th Rd. - Philadelphia), Tampa Bay Buccaneers (NFL) 1996-2001; New York Jets (NFL) 2002.
- Whiteside, Keyon (2002), Linebacker: (2003 Draft - 5th Rd.), Indianapolis Colts (NFL) 2003-05.
- Widby, Ron (1966), Punter: (1968 Free Agent), Dallas Cowboys (NFL) 1968-71; Green Bay Packers (NFL) 1972-74.
- Wilkerson, Bruce (1986), Offensive Lineman: (1987 Draft - 2nd Rd.), Los Angeles Raiders (NFL) 1987-1994; Jacksonville Jaguars (NFL) 1995; Green Bay Packers (NFL) 1996-97; Oakland Raiders (NFL) 1998.
- Williams, Billy (1994), Wide Receiver: (1997 Free Agent), Frankfurt Galaxy (EU) 1997; Saskatchewan Roughriders (CFL) 1997.
- Williams, Dan (2009), Defensive Tackle: (2010 Draft - 1st Rd.), Arizona Cardinals (NFL) 2010-14; Oakland Raiders (NFL) 2015-16.
- *Williams, Jordan (2014), Defensive Line: (2015 Free Agent), New York Jets (NFL) 2015 (Practice Squad); Miami Dolphins (NFL) 2015; New York Giants (NFL) 2016-Present.**
- Willingham, DeAngelo (2008), Defensive Back: (2009 Free Agent), Tampa Bay Buccaneers and Dallas Cowboys (NFL) Preseason 2009; New England Patriots (NFL) Preseason 2010.
- Wilson, Al (1998), Linebacker: (1999 Draft - 1st Rd.), Denver Broncos (NFL) 1999-06.
- Wilson, Cedrick (2000), Wide Receiver: (2001 Draft - 6th Rd.), San Francisco 49ers (NFL) 2001-04; Pittsburgh Steelers (NFL) 2005-07.
- Wilson, Darryal (1982), Wide Receiver: (1983 Draft - 2nd Rd.), New England Patriots (NFL) 1983-84.
- Wilson, Gibril (2004), Defensive Back: (2004 Draft - 5th Rd.), New York Giants (NFL) 2004-2007; Oakland Raiders (NFL) 2008; Miami Dolphins (NFL) 2009; Cincinnati Bengals (NFL) 2010-2011.
- Wilson, James (1993) Defensive End: (1994 Free Agent), Detroit Lions (NFL) 1994-96; Rhein Fire (EU) 1997-Present.
- *Witten, Jason (2002), Tight End: (2003 Draft - 3rd Rd.), Dallas Cowboys (NFL) 2003-Present.**
- Woods, Thomas (1989), Wide Receiver: (1990 Draft - 8th Rd. - Miami), Barcelona (Spain) Dragons (WL) 1991-92.
- Worley, Justin (2014), Quarterback: (2015 Free Agent), Chicago Bears (NFL) 2015.
- Wyche, Bubba (1968), Quarterback: Saskatchewan Rough Riders (CFL) 1969, 1971-72; Detroit Wheel (WFL) 1974; Shreveport Steamers (WFL) 1975.
- Yatkowski, Paul (1993), Defensive Tackle: (1994 Free Agent - New York Jets), Ottawa Rough Riders (CFL) 1994-96; British Columbia Lions (CFL) 1997.
- Young, Eric (2008), Offensive Tackle: (2009 Free Agent), St. Louis Rams (NFL) 2009; San Diego Chargers (NFL) 2010 (Practice Squad).
- Zander, Carl (1984), Linebacker: (1985 Draft - 2nd Rd.), Cincinnati Bengals (NFL) 1985-91.

VOLS IN THE SUPER BOWL

Pos	Name	Year of Super Bowl & Team
TE	Bill Anderson	1967 Packers
DB	Richmond Flowers	1971 Cowboys
LB	Steve Kiner	1971 Cowboys
P	Ron Widby	1971 & 72 Cowboys
DB	Bob Petrella	1972 Dolphins
P	Neil Clabo	1977 Vikings
P	Craig Colquitt	1979 & 80 Steelers
DB	Eddie Brown	1980 Rams
LB	Jack Reynolds	1980 Rams, 1982 & 85 49ers
OT	Mickey Marvin	1981 & 84 Raiders
LB	Craig Puki	1982 49ers
WR	Willie Gault	1986 Bears
DE	Brian Ingram	1986 Patriots
DB	Roland James	1986 Patriots
WR	Stanley Morgan	1986 Patriots
OG	Raleigh McKenzie	1988 & 92 Redskins
OG	David Douglas	1989 Bengals
WR	Tim McGee	1989 Bengals
LB	Carl Zander	1989 Bengals
LB	Keith DeLong	1990 49ers
WR	Alvin Harper	1993 & 94 Cowboys
DB	Bill Bates	1993, 94 & 96 Cowboys
DE	Chris Mims	1995 Chargers
WR	Cory Fleming	1996 Cowboys
DT	Reggie White	1997 & 98 Packers
OT	Bruce Wilkerson	1997 & 98 Packers
RB	Aaron Hayden	1998 Packers
WR	Marcus Nash	1999 Broncos, 2001 Ravens
LB	Chuck Smith	1999 Falcons
LB	Ben Talley	1999 Falcons
C	Trey Teague	1999 Broncos
WR	Joey Kent	2000 Titans
OT	Jason Layman	2000 Titans
LB	Leonard Little	2000 & 02 Rams
RB	Jamal Lewis	2001 Ravens
DB	Dave Thomas	2001 Giants
OG	Cosey Coleman	2003 Buccaneers
RB	Charlie Garner	2003 Raiders
RB	Travis Stephens	2003 Buccaneers
DT	Shane Burton	2004 Panthers
DB	Deon Grant	2004 Panthers
DT	Darwin Walker	2005 Eagles
WR	Cedrick Wilson	2006 Steelers
QB	Peyton Manning	2007 & 10 Colts, 2014 & 16 Broncos
DB	Gibril Wilson	2008 Giants
DT	Rashad Moore	2008 Patriots
WR	Donte Stallworth	2008 Patriots
WR	Kelley Washington	2008 Patriots
DB	Jabari Greer	2010 Saints
WR	Robert Meachem	2010 Saints
LB	Marvin Mitchell	2010 Saints
OT	Chad Clifton	2011 Packers
DT	Justin Harrell	2011 Packers
C	Scott Wells	2011 Packers
OG	Ramon Foster	2011 Steelers
OT	Chris Scott	2011 Steelers, 2016 Panthers
DB	Deon Grant	2012 Giants
DL	Shaun Ellis	2012 Patriots
LB	Jerod Mayo	2012 & 15 Patriots
LS	Morgan Cox	2013 Ravens
DL	Parys Haralson	2013 49ers
DL	Robert Ayers	2014 Broncos
P	Britton Colquitt	2014 & 16 Broncos
DL	Malik Jackson	2014 & 16 Broncos
DL	Tony McDaniel	2014 & 15 Seahawks
DB	Justin Coleman	2017 Patriots
QB	Matt Simms	2017 Falcons

VOLS IN THE PRO BOWL

Name	Pos	Total	Team (Season Selected)
Bill Anderson	TE	2	Washington (1960, 1961)
Doug Atkins	DL	8	Chicago (1958, 1959*, 1960, 1961, 1962, 1963, 1964, 1966)
Bill Bates	DB	1	Dallas (1985)
Eric Berry	DB	5	Kansas City (2011, 2013, 2014, 2015, 2016)
Dale Carter	DB	4	Kansas City (1995, 1996, 1997, 1998)
Chad Clifton	OL	2	Green Bay (2008, 2011)
Mike Cofer	LB	1	Detroit (1989)
Dustin Colquitt	P	2	Kansas City (2013, 2016)
Steve DeLong	DL	1	San Diego (1970)
Shaun Ellis	DL	1	New York Jets (2004)
Arian Foster	RB	4	Houston (2011, 2012, 2013, 2015)
Charlie Garner	RB	1	San Francisco (2001)
John Gordy	OL	3	Detroit (1964, 1965, 1966)
Albert Haynesworth	DL	2	Tennessee (2008, 2009)
John Henderson	DL	2	Jacksonville (2005, 2007)
Travis Henry	RB	1	Buffalo (2003)
Dick Huffman	OL	1	Los Angeles Rams (1951)
Bob Johnson	OL	1	Cincinnati (1969)
Jamal Lewis	RB	1	Baltimore Ravens (2004)
Paul Lipscomb	DL	4	Washington Redskins (1951, 1952, 1953, 1954)
Leonard Little	DL	1	St. Louis Rams (2004)
Mike Lucci	LB	1	Detroit (1972)
Peyton Manning	QB	14	Indianapolis (2000, 2002, 2003, 2004, 2005*, 2006 2007, 2008, 2009, 2010, 2011); Denver (2013, 2014, 2015)
Jerod Mayo	LB	2	New England (2011, 2013)
Darris McCord	DL	1	Detroit (1958)
Terry McDaniel	DB	5	Los Angeles Raiders (1993, 1994, 1995, 1996, 1997)
Anthony Miller	WR	5	San Diego (1990, 1991, 1993, 1994); Denver (1996)
Stanley Morgan	WR	4	New England (1980, 1981, 1987, 1988)
Paul Naumoff	LB	1	Detroit (1971)
Cordarrelle Patterson	KR	2	Minnesota (2014, 2016)
Carl Pickens	WR	2	Cincinnati (1996, 1997)
Bert Rechichar	DB	3	Baltimore Colts (1956, 1957*, 1958)
Jack Reynolds	LB	2	Los Angeles Rams (1976, 1981)
Mike Stratton	LB	6	Buffalo (1964, 1965, 1966, 1967, 1968, 1969)
Jack Stroud	OL	3	New York Giants (1956, 1958, 1961)
Tom Tracy	RB	2	Pittsburgh (1959, 1961)
Scott Wells	C	1	Green Bay (2012)
Reggie White	DL	13	Philadelphia (1987*, 1988, 1989, 1990, 1991, 1992, 1993) Green Bay (1994, 1995, 1996, 1997, 1998, 1999)
Al Wilson	LB	4	Denver (2003, 2004, 2006, 2007)
Jason Witten	TE	10	Dallas (2005, 2006, 2007, 2008, 2009, 2010, 2012, 2013, 2014, 2015)

* Game MVP

GENERAL

STAFF

PLAYERS

REVIEW

HISTORY

HONORS

VOLMANAC

RECORDS



YEAR-BY-YEAR RECORDS

■ PRE-CONFERENCE YEARS (1891-95)

Year	Record	Coach	Captain
1891	0-1-0	None	H.K. Denlinger
1892	2-5-0	None	Charles Moore
1893	2-4-0	None	H.A. Ijams

*Tennessee did not field a team from 1894-95.

■ SOUTHERN INTERCOLLEGIATE ATHLETIC ASSOCIATION (1896-1920)

Year	Record	Coach	Captain
1896	4-0-0	None	Strang Nicklin
1897	4-1-0	None	James A. Baird
1898	<i>No team -- Spanish American War</i>		
1899	6-2-0	J.A. Pierce	William L. Terry
1900	3-2-1	J.A. Pierce	Bill Newman
1901	3-3-2	George Kelley	C.E. Holopeter
1902	6-2-0	H.F. Fisher	Nash Buckingham
1903	4-5-0	H.F. Fisher	T.B. Green
1904	3-5-1	S.D. Crawford	Roscoe Word
1905	3-5-1	J.D. DePree	Roscoe Word
1906	1-6-2	J.D. DePree	Roscoe Word/E.D. Proctor
1907	7-2-1	George Levene	Roscoe Word
1908	7-2-0	George Levene	Walker Leach
1909	1-6-2	George Levene	Nathan Dougherty
1910	3-5-1	Alex Stone	W.C. Johnson
1911	3-4-2	Z.G. Clevenger	H.C. Branch

1912	4-4-0	Z.G. Clevenger	C.H. Fonde
1913	6-3-0	Z.G. Clevenger	Sam Hayley
1914	9-0-0	Z.G. Clevenger	Farmer Kelly
1915	4-4-0	Z.G. Clevenger	E.A. McLean
1916	8-0-1	John R. Bender	J.G. Vowell
1917	No team-- World War I		
1918	No team-- World War I		
1919	3-3-3	John R. Bender	W.D. Lowe
1920	7-2-0	John R. Bender	Buck Hatcher

Bold indicates SIAA Champions

■ SOUTHERN CONFERENCE (1921-32)

Year	Record	Coach	Captain
1921	6-2-1	M.B. Banks	Hal Blair
1922	8-2-0	M.B. Banks	Roy Striegel
1923	5-4-1	M.B. Banks	Tarzan Holt
1924	3-5-0	M.B. Banks	J.G. Lowe
1925	5-2-1	M.B. Banks	J.G. Lowe
1926	8-1-0	Gen. Robert R. Neyland	Billy Harkness
1927	8-0-1	Gen. Robert R. Neyland	John Barnhill
1928	9-0-1	Gen. Robert R. Neyland	Roy Witt
1929	9-0-1	Gen. Robert R. Neyland	Howard Johnson
1930	9-1-0	Gen. Robert R. Neyland	Harry Thayer
1931	9-0-1	Gen. Robert R. Neyland	Eugene Mayer
1932	9-0-1	Gen. Robert R. Neyland	Malcolm Aitken

Bold indicates Southern Conference Champions

■ SOUTHEASTERN CONFERENCE (1933-91)

Year	Overall	Conference	Finish	Coach	Captain
1933	7-3-0	5-2-0	4th	Gen. Robert R. Neyland	Talmadge Maples
1934	8-2-0	5-1-0	3rd	Gen. Robert R. Neyland	Ralph Hatley
1935	4-5-0	2-3-0	T-9th	W.H. Britton	Toby Palmer
1936	6-2-2	3-1-2	4th	Gen. Robert R. Neyland	DeWitt Weaver
1937	6-3-1	4-3-0	7th	Gen. Robert R. Neyland	Joe Black Hayes
1938	11-0-0	7-0-0	1st	Gen. Robert R. Neyland	Bowden Wyatt
1939	10-1-0	6-0-0	T-1st	Gen. Robert R. Neyland	Sam Bartholomew
1940	10-1-0	5-0-0	1st	Gen. Robert R. Neyland	Norbert Ackermann
1941	8-2-0	3-1-0	2nd	John Barnhill	Ray Graves
1942	9-1-1	4-1-0	T-2nd	John Barnhill	Al Hust
1943	No team-- World War II				
1944	7-1-1	5-0-1	2nd	John Barnhill	Bob Dobelstein
1945	8-1-0	3-1-0	2nd	John Barnhill	Billy Bevis
1946	9-2-0	5-0-0	1st	Gen. Robert R. Neyland	Walter Slater
1947	5-5-0	2-3-0	T-9th	Gen. Robert R. Neyland	Denver Crawford
1948	4-4-2	2-3-1	8th	Gen. Robert R. Neyland	Jim Powell
1949	7-2-1	4-1-1	3rd	Gen. Robert R. Neyland	Ralph Chancey/ Hal Littleford
1950	11-1-0	4-1-0	2nd	Gen. Robert R. Neyland	Jack Stroud
1951	10-1-0	5-0-0	T-1st	Gen. Robert R. Neyland	Bert Rechichar
1952	8-2-1	5-0-1	2nd	Gen. Robert R. Neyland	Jim Haslam
1953	6-4-1	3-2-1	7th	Harvey Robinson	Mack Franklin
1954	4-6-0	1-5-0	T-11th	Harvey Robinson	Darris McCord
1955	6-3-1	3-2-1	4th	Bowden Wyatt	Jim Beutel
1956	10-1-0	6-0-0	1st	Bowden Wyatt	John Gordy
1957	8-3-0	4-3-0	5th	Bowden Wyatt	Bill Anderson, Bill Johnson
1958	4-6-0	4-3-0	5th	Bowden Wyatt	Bobby Urbano
1959	5-4-1	3-4-1	8th	Bowden Wyatt	Joe Schaffer

<i>Year</i>	<i>Overall</i>	<i>Conference</i>	<i>Finish</i>	<i>Coach</i>	<i>Captain (s)</i>
1960	6-2-2	3-2-2	T-5th	Bowden Wyatt	Mike LaSorsa
1961	6-4-0	4-3-0	T-4th	Bowden Wyatt	Mike Lucci
1962	4-6-0	2-6-0	10th	Bowden Wyatt	Pat Augustine
1963	5-5-0	3-5-0	8th	Jim McDonald	Buddy Fisher
1964	4-5-1	1-5-1	10th	Doug Dickey	Steve DeLong
1965	8-1-2	3-1-2	T-3rd	Doug Dickey	Hal Wantland
1966	8-3-0	4-2-0	5th	Doug Dickey	Austin Denney, Paul Naumoff
1967	9-2-0	6-0-0	1st	Doug Dickey	Bob Johnson
1968	8-2-1	4-1-1	2nd	Doug Dickey	Dick Williams
1969	9-2-0	5-1-0	1st	Doug Dickey	Bill Young
1970	11-1-0	4-1-0	2nd	Bill Battle	Tim Priest
1971	10-2-0	4-2-0	T-4th	Bill Battle	Jackie Walker
1972	10-2-0	4-2-0	4th	Bill Battle	Jamie Rotella
1973	8-4-0	3-3-0	4th	Bill Battle	Eddie Brown
1974	7-3-2	2-3-1	T-7th	Bill Battle	Condredge Holloway, Jim Watts
1975	7-5-0	3-3-0	5th	Bill Battle	Ron McCartney
1976	6-5-0	2-4-0	8th	Bill Battle	Larry Seivers, Andy Spiva
1977	4-7-0	1-5-0	8th	Johnny Majors	Pert Jenkins, Greg Jones, Brent Watson
1978	5-5-1	3-3-0	T-4th	Johnny Majors	Robert Shaw, Dennis Wolfe
1979	7-5-0	3-3-0	T-5th	Johnny Majors	Robert James, Craig Puki, Jimmy Streater
1980	5-6-0	3-3-0	6th	Johnny Majors	Jim Noonan
1981	8-4-0	3-3-0	T-4th	Johnny Majors	James Berry, L. Holt Jeffers, Lee North
1982	6-5-1	3-2-1	5th	Johnny Majors	Mike L. Cofer
1983	9-3-0	4-2-0	T-3rd	Johnny Majors	Reggie White
1984	7-4-1	3-3-0	T-5th	Johnny Majors	Johnnie Jones, Carl Zander
1985	9-1-2	5-1-0	1st	Johnny Majors	Tim McGee, Tommy Sims, Chris White
1986	7-5-0	3-3-0	6th	Johnny Majors	Joey Clinkscapes, Dale Jones, Bruce Wilkerson
1987	10-2-1	4-1-1	3rd	Johnny Majors	Harry Galbreath, Kelly Ziegler
1988	5-6-0	3-4-0	T-6th	Johnny Majors	Keith DeLong, Nate Middlebrooks
1989	11-1-0	6-1-0	T-1st	Johnny Majors	Eric Still
1990	9-2-2	5-1-1	1st	Johnny Majors	Tony Thompson
1991	9-3-0	5-2-0	3rd	Johnny Majors	Earnest Fields, John Fisher

GENERAL

STAFF

PLAYERS

REVIEW

HISTORY

HONORS

VOLMANAC

RECORDS



PHILLIP FULMER and his teammates give head coach Bill Battle a victory ride following Tennessee's 14-13 Liberty Bowl victory against Arkansas in 1971.

■ SOUTHEASTERN CONFERENCE DIVISIONAL PLAY (1992-PRESENT)

Year	Overall	Conf.	Finish	SEC Championship	Coach	Captains
1992	9-3-0	5-3-0	3rd-East		J. Majors (5-3)/P. Fulmer (4-0)	Todd Kelly, J.J. McCleskey
1993	10-2-0	7-1-0	T-1st-East		Phillip Fulmer	Craig Faulkner, Cory Fleming, Horace Morris, James Wilson
1994	8-4-0	5-3-0	2nd-East		Phillip Fulmer	Kevin Mays, Ben Talley
1995	11-1-0	7-1-0	2nd-East		Phillip Fulmer	Scott Galyon, Jason Layman, Bubba Miller
1996*	10-2	7-1	2nd-East		Phillip Fulmer	Raymond Austin, Jay Graham
1997	11-2	7-1	1st/1st-East	W, 30-29 vs. Auburn	Phillip Fulmer	Leonard Little, Peyton Manning
1998	13-0	8-0	1st/1st-East	W, 24-14 vs. Miss. St.	Phillip Fulmer	Shawn Bryson, Jeff Hall, Mercedes Hamilton, Al Wilson
1999	9-3	6-2	2nd-East		Phillip Fulmer	Chad Clifton, Dwayne Goodrich, Tee Martin, Billy Ratliff, Spencer Riley, Darwin Walker
2000	8-4	5-3	T-2nd-East		Phillip Fulmer	David Leaverton, Eric Westmoreland, Cedrick Wilson
2001	11-2	7-1	2nd/1st-East	L, 21-30 vs. LSU	Phillip Fulmer	Will Bartholomew, John Henderson, Andrew Lott, Will Overstreet, Fred Weary
2002	8-5	5-3	3rd-East		Phillip Fulmer	Omari Hand, Eddie Moore, Will Ofenheule
2003	10-3	6-2	T-1st-East		Phillip Fulmer	Casey Clausen, Kevin Burnett, Michael Munoz, Rashad Baker, Scott Wells, Constantin Ritzmann
2004	10-3	7-1	2nd/1st-East	L, 28-38 vs. Auburn	Phillip Fulmer	Michael Munoz, Parys Haralson, Jason Respert, Tony Brown, Kevin Burnett, Jason Allen
2005	5-6	3-5	T-4th-East		Phillip Fulmer	Jason Allen, Rick Clausen, Cody Douglas, Parys Haralson, Jesse Mahelona, Rob Smith
2006	9-4	5-3	2nd-East		Phillip Fulmer	Justin Harrell, Turk McBride, Marvin Mitchell, Jayson Swain, Arron Sears
2007	10-4	6-2	2nd/1st-East	L, 14-21 vs. LSU	Phillip Fulmer	Game Captains
2008	5-7	3-5	5th-East		Phillip Fulmer	Robert Ayers, Eric Berry, Ramon Foster, Montario Hardesty, Lucas Taylor, Ellix Wilson
2009	7-6	4-4	T-2nd-East		Lane Kiffin	Eric Berry, Jonathan Crompton, Montario Hardesty, Nick Reveiz
2010	6-7	3-5	T-3rd East		Derek Dooley	Tauren Poole, Nick Reveiz, Luke Stocker
2011	5-7	1-7	6th East		Derek Dooley	Tauren Poole, Austin Johnson, Ben Martin
2012	5-7	1-7	6th East		Derek Dooley (4-7)/Jim Chaney (1-0)	Game Captains
2013	5-7	2-6	6th East		Butch Jones	Game Captains
2014	7-6	3-5	T-4th East		Butch Jones	Game Captains
2015	9-4	5-3	2nd East		Butch Jones	Game Captains
2016	9-4	4-4	T-2nd East		Butch Jones	Joshua Dobbs, Alvin Kamara, Jalen Reeves-Maybin, Cameron Sutton

All-time record: 829-375-53 SEC Record: 334-199-19

*In 1996 the NCAA established an overtime period, eliminating the tie as a possible outcome.

Bold indicates SEC Championship

▶ COACHING RECORDS

Coach	Years	Total Years	Record	Pct.
Student coached	1891-93, 1896-97	5	12-11-0	.522
J.A. Pierce	1899-1900	2	9-4-1	.654
George Kelley	1901	1	3-3-2	.500
H.F. Fisher	1902-03	2	10-7-0	.588
S.D. Crawford	1904	1	3-5-1	.389
J.D. DePree	1905-06	2	4-11-3	.305
George Levene	1907-09	3	15-10-3	.589
Andrew A. (Alex) Stone	1910	1	3-5-1	.389
Z.G. Clevenger	1911-15	5	26-15-2	.628
John R. Bender	1916-1920	3	18-5-4	.741
M.B. Banks	1921-25	5	27-15-3	.633
Robert. R. Neyland	1926-34, 36-40, 46-52	21	173-31-12	.829
W.H. Britton	1935	1	4-5-0	.444
John Barnhill	1941-45	4	32-5-2	.846
Harvey Robinson	1953-54	2	10-10-1	.500
Bowden Wyatt	1955-62	8	49-29-4	.622
Jim McDonald	1963	1	5-5-0	.500
Doug Dickey	1964-69	6	46-15-4	.738
Bill Battle	1970-76	7	59-22-2	.723
Johnny Majors	1977-92	16	116-62-8	.645
Phillip Fulmer	1992-2008	17	152-52-0	.745
Lane Kiffin	2009	1	7-6	.538
Derek Dooley	2010-2012	3	15-21	.417
Jim Chaney	2012	1	1-0	1.000
Butch Jones	2013-Present	4	30-21	.588
		120 years	829-375-53	.680

GAME-BY-GAME RESULTS

■ PRE-CONFERENCE YEARS

1891					0-1
Date	Opponent	Site	Result	Score	
Nov. 21	Sewanee	Chattanooga	L	0-24	

1892					2-5
Date	Opponent	Site	Result	Score	
Oct. 15	Maryville	Maryville	W	25-0	
Oct. 21	Vanderbilt	Nashville	L	4-22	
Oct. 24	Sewanee	Sewanee	L	0-54	
Nov. 2	Sewanee	Knoxville	L	0-10	
Nov. 12	Chattanooga A.C.	Chattanooga	W	16-6	
Nov. 17	Vanderbilt	Knoxville	L	0-12	
Nov. 24	Wake Forest	Knoxville	L	6-10	

51-114

1893					2-4
Date	Opponent	Site	Result	Score	
Oct. 21	Kentucky A&M	Knoxville	L	0-56	
Nov. 3	Wake Forest	Winston-Salem	L	0-64	
Nov. 4	Trinity	Durham	L	0-70	
Nov. 7	North Carolina	Chapel Hill	L	0-60	
Nov. 18	Maryville	Knoxville	W	32-0	
Nov. 30	Asheville Ath.	Knoxville	W	12-6	

44-256

▶ NO OFFICIAL TEAM:

In October 1894, the Athletic Association resolved to drop varsity football and look forward to baseball in the spring. After the humiliating 1893 season (two wins and four imposing defeats), only two athletes willing to admit they had played on the 1893 team returned to campus in 1894. To complicate matters further, the practice field, located just west of the main entrance to the Hill, was being graded and improved.

Soon after this decision, W.B. Stokely, a UT senior who transferred from Wake Forest, persuaded a group of students to form a team. Stokely, who was elected captain, gave encouragement and direction to the other players. Even though the institution chose not to be represented officially on the gridiron, Stokely and his unofficial team kept football interest alive during this period when almost certainly it otherwise would have been allowed to lapse completely.

These unofficial games, referred to as "The Lost Years" are not included in NCAA statistics or in official University of Tennessee won-lost records.

1894				
Date	Opponent	Site	Result	Score
Nov. 3	Maryville	Knoxville	T	0-0
Nov. 10	Knoxville A.C.	Knoxville	T	8-8
Nov. 29	Knoxville YMCA	Knoxville	W	12-4
Dec. 7	Carson Newman	Jefferson City	W	18-0

1895				
Date	Opponent	Site	Result	Score
Oct. 19	Knoxville YMCA	Knoxville	W	4-0
Nov. 2	Maryville	Knoxville	T	6-6
Nov. 4	Bingham School	Asheville	W	12-0
Nov. 14	Fort McPherson	Atlanta	L	0-28
Nov. 28	Saint Alban's	Bristol	L	0-38
Nov. 30	Tenn. Medical Unit	Knoxville	W	40-0

■ SOUTHERN INTERCOLLEGIATE ATHLETIC ASSOCIATION (1896-1920)

1896					4-0
Date	Opponent	Site	Result	Score	
Oct. 22	Williamsburg Inst.	Knoxville	W	10-6	
Oct. 24	Chattanooga A.C.	Chattanooga	W	4-0	
Nov. 14	Virginia Tech	Knoxville	W	6-4	
Nov. 26	Central University	Knoxville	W	30-0	

50-10

1897					4-1
Date	Opponent	Site	Result	Score	
Oct. 15	King	Knoxville	W	28-0	
Oct. 23	Williamsburg Inst.	Knoxville	W	6-0	
Nov. 8	North Carolina	Knoxville	L	0-16	
Nov. 25	Virginia Tech	Roanoke	W	18-0	
Nov. 26	Bristol A.C.	Bristol	W	12-0	

64-16

1898 // NO TEAM, SPANISH-AMERICAN WAR



J.A. PIERCE

1899-1900

After UT went five seasons without a coach, Pierce, a graduate of LaFayette, became the first full-time coach to be hired by the Athletic Association. His record in two seasons set the tone for winning football at Tennessee.

Coaching record: 9-4-1.

1899					6-2
Date	Opponent	Site	Result	Score	
Oct. 11	King	Knoxville	W	11-5	
Oct. 21	Virginia Tech	Knoxville	L	0-5	
Oct. 28	Sewanee	Sewanee	L	0-51	
Nov. 4	² Kentucky A&M	Knoxville	W	12-0	
Nov. 11	Georgia	Knoxville	W	5-0	
Nov. 23	Washington & Lee	Knoxville	W	11-0	
Nov. 30	² Kentucky Univ.	Knoxville	W	41-0	
Dec. 25	³ Grant	Chattanooga	W	6-0	

86-61

1900			3-2-1	
Date	Opponent	Site	Result	Score
Oct. 10	King	Knoxville	W	22-0
Oct. 22	Vanderbilt	Nashville	T	0-0
Nov. 1	North Carolina	Knoxville	L	5-22
Nov. 10	Auburn	Birmingham	L	0-23
Nov. 27	Grant	Knoxville	W	28-0
Dec. 1	Georgetown	Knoxville	W	12-6
67-51				



GEORGE KELLEY

1901

He was the first of two former Princeton players to become head coach. Although his coaching assignment only lasted one year, he brought an excellent background to the job and was considered an outstanding man in coaching fundamentals.

Coaching record: 3-3-2.

1901			3-3-2	
Date	Opponent	Site	Result	Score
Oct. 12	King	Knoxville	W	8-0
Oct. 19	Clemson	Knoxville	T	6-6
Oct. 26	Nashville	Nashville	L	5-16
Nov. 2	Kentucky Univ.	Knoxville	L	0-6
Nov. 9	Vanderbilt	Nashville	L	0-22
Nov. 16	Georgetown	Knoxville	W	12-0
Nov. 23	Kentucky A&M	Knoxville	W	5-0
Nov. 28	Alabama	Birmingham	T	6-6
42-56				



H.F. FISHER

1902-03

The second Princeton man, Fisher followed Kelley and compiled a 6-2 record in 1902 and coached the first Vol team to defeat Sewanee, a feat which showed great improvement in Tennessee football.

Coaching record: 10-7-0.

1902			6-2	
Date	Opponent	Site	Result	Score
Oct. 11	King	Knoxville	W	12-0
Oct. 21	Maryville	Knoxville	W	34-0
Oct. 25	Vanderbilt	Knoxville	L	5-12
Nov. 1	Sewanee	Knoxville	W	6-0
Nov. 7	Nashville	Nashville	W	10-0
Nov. 15	Mississippi	Memphis	W	11-10
Nov. 22	Georgia Tech	Atlanta	W	10-6
Nov. 27	Clemson	Knoxville	L	0-11
88-39				

1903			4-5	
Date	Opponent	Site	Result	Score
Oct. 3	Maryville	Knoxville	W	17-0
Oct. 10	Carson-Newman	Knoxville	W	38-0
Oct. 17	Vanderbilt	Nashville	L	0-40
Oct. 29	South Carolina	Columbia	L	0-24
Oct. 31	Nashville	Nashville	W	10-0
Nov. 7	Georgia	Knoxville	L	0-5
Nov. 14	Sewanee	Knoxville	L	0-17
Nov. 21	Georgia Tech	Knoxville	W	11-0
Nov. 26	Alabama	Birmingham	L	0-24
76-110				



S.D. CRAWFORD

1904

The fourth Vol coach and one of only six coaches in UT history to serve for only one season. His 1904 unit was the first team to defeat Alabama.

Coaching record: 3-5-1.

1904			3-5-1	
Date	Opponent	Site	Result	Score
Oct. 1	Maryville	Knoxville	W	17-0
Oct. 15	Nashville	Knoxville	T	0-0
Oct. 22	Georgia Tech	Atlanta	L	0-2
Oct. 29	Sewanee	Knoxville	L	0-12
Nov. 5	Vanderbilt	Nashville	L	0-22
Nov. 12	Clemson	Knoxville	L	0-6
Nov. 16	Cincinnati	Knoxville	L	0-35
Nov. 19	Grant	Chattanooga	W	23-0
Nov. 24	Alabama	Birmingham	W	5-0
45-77				



J.D. DEPREE

1905-06

A graduate of Michigan, Depree served two seasons as coach. He was the only coach of the 1905 team. In 1906, Roscoe Word, a three-time captain, assisted him.

Coaching record: 4-11-3.

1905			3-5-1	
Date	Opponent	Site	Result	Score
Sept. 30	Tenn. School Deaf	Knoxville	W	16-6
Oct. 7	American Temp. U.	Knoxville	W	104-0
Oct. 14	Clemson	Clemson	T	5-5
Oct. 21	Vanderbilt	Knoxville	L	0-45
Oct. 28	Sewanee	Sewanee	L	6-11
Nov. 4	Georgia Tech	Atlanta	L	0-45
Nov. 18	Centre	Knoxville	W	31-5
Nov. 30	Alabama	Birmingham	L	0-29
Dec. 3	Grant	Chattanooga	L	0-5
162-151				

1906			1-6-2	
Date	Opponent	Site	Result	Score
Oct. 6	American Temp. U.	Knoxville	W	10-0
Oct. 13	Maryville	Knoxville	L	0-11
Oct. 20	Centre	Knoxville	L	0-6
Oct. 25	American Temp. U.	Harriman	T	5-5
Nov. 3	Sewanee	Knoxville	L	0-17
Nov. 10	Kentucky A&M	Lexington	L	0-21
Nov. 19	Clemson	Clemson	L	0-16
Nov. 21	Georgia	Athens	T	0-0
Nov. 29	Alabama	Birmingham	L	0-51
15-127				



GEORGE LEVENE

1907-09

The former Pennsylvania player became the first coach to win seven games in a season; putting seven-victory campaigns back-to-back in 1907 and 1908. However, the 1909 team recorded a dismal record and his winning percentage suffered.

Coaching record: 15-10-3.

1907 **7-2-1**

Date	Opponent	Site	Result	Score
Oct. 5	Tenn. Military Inst.	Knoxville	W	30-0
Oct. 12	Georgia	Athens	W	15-0
Oct. 19	Georgia Tech	Atlanta	L	4-6
Oct. 21	Clemson	Clemson	W	4-0
Oct. 26	Maryville	Knoxville	W	34-0
Nov. 2	³ Chattanooga	Knoxville	W	57-0
Nov. 9	Kentucky A&M	Knoxville	T	0-0
Nov. 16	⁴ Mississippi A&M	Memphis	W	11-4
Nov. 18	Arkansas	Little Rock	W	14-2
Nov. 28	Alabama	Birmingham	L	0-5

169-17**1908** **7-2**

Date	Opponent	Site	Result	Score
Oct. 3	North Carolina	Knoxville	W	12-0
Oct. 10	Maryville	Knoxville	W	39-5
Oct. 17	Kentucky State	Knoxville	W	7-0
Oct. 24	Georgia	Knoxville	W	10-0
Oct. 31	Georgia Tech	Atlanta	W	6-5
Nov. 7	Vanderbilt	Nashville	L	9-16
Nov. 14	Clemson	Knoxville	W	6-5
Nov. 21	Chattanooga	Knoxville	W	35-6
Nov. 26	Alabama	Birmingham	L	0-4

124-41**1909** **1-6-2**

Date	Opponent	Site	Result	Score
Oct. 2	Centre	Knoxville	T	0-0
Oct. 9	North Carolina	Knoxville	L	0-3
Oct. 16	Kentucky State	Lexington	L	0-17
Oct. 23	Georgia	Knoxville	L	0-3
Oct. 30	Georgia Tech	Knoxville	L	0-29
Nov. 6	Vanderbilt	Nashville	L	0-51
Nov. 13	Alabama	Knoxville	L	0-10
Nov. 20	Chattanooga	Chattanooga	T	0-0
Nov. 25	Transylvania	Knoxville	W	11-0

11-113**ANDREW A. STONE****1910**

Stone was the seventh coach in 11 years of Tennessee football. His regime marked the end of the short-term coaching assignments for several years to come.

Coaching record: 3-5-1.**1910** **3-5-1**

Date	Opponent	Site	Result	Score
Oct. 1	Centre	Knoxville	L	2-17
Oct. 8	Mooney School	Knoxville	W	7-0
Oct. 15	Vanderbilt	Nashville	L	0-18
Oct. 22	Georgia	Athens	L	5-35
Oct. 29	Howard	Birmingham	W	17-0
Oct. 31	Mississippi A&M	Starkville	L	0-48
Nov. 5	Kentucky State	Knoxville	L	0-10
Nov. 12	Maryville	Knoxville	W	13-0
Nov. 19	Chattanooga	Knoxville	T	6-6

50-134**Z.G. CLEVENGER****1911-15**

The former Indiana player coached the 1914 team to the SIAA title and the first defeat of Vandy in UT history, a feat one other coach accomplished until Neyland. His use of the straight T formation produced a fine record. He returned to Indiana in 1923 and remained until retirement.

Coaching record: 26-15-2.**1911** **3-4-2**

Date	Opponent	Site	Result	Score
Oct. 7	Mooney School	Knoxville	W	27-0
Oct. 14	Georgia Tech	Atlanta	L	0-24
Oct. 21	Maryville	Knoxville	W	22-5
Oct. 28	North Carolina State	Raleigh	L	0-16
Nov. 4	Centre	Knoxville	T	0-0
Nov. 11	Virginia Tech	Blacksburg	L	11-36
Nov. 18	Southwestern	Knoxville	W	22-0
Nov. 25	Tenn. Med.School	Memphis	T	0-0
Nov. 30	Kentucky State	Lexington	L	0-12

82-93**1912** **4-4**

Date	Opponent	Site	Result	Score
Oct. 5	King	Knoxville	W	101-0
Oct. 12	Maryville	Knoxville	W	38-0
Oct. 19	Tenn. Med. School	Memphis	W	62-0
Oct. 26	Sewanee	Chattanooga	L	6-33
Nov. 2	Centre	Knoxville	W	67-0
Nov. 9	Mercer	Macon	L	14-27
Nov. 16	Kentucky State	Knoxville	L	6-13
Nov. 28	Alabama	Birmingham	L	0-7

294-80**1913** **6-3**

Date	Opponent	Site	Result	Score
Sept. 27	Carson-Newman	Knoxville	W	58-0
Oct. 4	Athens	Knoxville	W	95-0
Oct. 11	Maryville	Knoxville	W	75-0
Oct. 18	Sewanee	Chattanooga	L	6-17
Oct. 25	Davidson	Knoxville	W	9-0
Nov. 1	Chattanooga	Knoxville	W	21-0
Nov. 8	Vanderbilt	Nashville	L	6-7
Nov. 14	Alabama	Tuscaloosa	L	0-6
Nov. 27	Kentucky State	Lexington	W	13-7

283-37**1914** **9-0****SIAA CHAMPIONS**

Date	Opponent	Site	Result	Score
Sept. 26	Carson-Newman	Knoxville	W	89-0
Oct. 3	King	Knoxville	W	55-3
Oct. 10	Clemson	Knoxville	W	27-0
Oct. 17	Louisville	Louisville	W	66-0
Oct. 24	Alabama	Knoxville	W	17-7
Oct. 31	Chattanooga	Knoxville	W	67-0
Nov. 7	Vanderbilt	Nashville	W	16-14
Nov. 14	Sewanee	Chattanooga	W	14-7
Nov. 26	Kentucky State	Knoxville	W	23-6

374-37**1915** **4-4**

Date	Opponent	Site	Result	Score
Sept. 25	Carson-Newman	Knoxville	W	101-0
Oct. 2	Tusculum	Knoxville	W	21-0
Oct. 9	Clemson	Knoxville	L	0-3
Oct. 16	Centre	Knoxville	W	80-0
Oct. 23	Cumberland	Knoxville	W	101-0
Oct. 30	Vanderbilt	Nashville	L	0-35
Nov. 13	Mississippi A&M	Knoxville	L	0-14
Nov. 25	Kentucky State	Lexington	L	0-6

303-58**JOHN R. BENDER****1916-20**

A Nebraska player in 1905, he came to Tennessee from Kansas State and installed the short punt formation. His tour of coaching was interrupted by the war in 1917-18. However, he regrouped the 1920 unit to post a 7-2 mark.

Coaching record: 18-5-4.

1916 8-0-1

Date	Opponent	Site	Result	Score
Sept. 30	Tusculum	Knoxville	W	33-0
Oct. 7	Maryville	Knoxville	W	32-6
Oct. 14	Clemson	Knoxville	W	14-0
Oct. 21	South Carolina	Knoxville	W	26-0
Oct. 28	Florida	Tampa	W	24-0
Nov. 4	Chattanooga	Chattanooga	W	12-7
Nov. 11	Vanderbilt (HC)	Knoxville	W	10-6
Nov. 18	Sewanee	Chattanooga	W	17-0
Nov. 30	Kentucky State	Knoxville	T	0-0

168-19

1917 & 1918:

The University of Tennessee Athletic Council, chaired by Professor Nathan W. Dougherty, officially suspended varsity football during the World War I years of 1917 and 1918 because the majority of the players were called into military service. In addition, Coach John R. Bender was enlisted as an instructor at Camp John Sevier in Greenville, S.C.

During this period without varsity football, two unofficial teams were formed from Army recruits and students. One team represented a training unit called the Fighting Mechanics and another the Student Army Training Corps (SATC).

1917

Date	Opponent	Site	Result	Score
Nov. 3	11th U.S. Infantry	Knoxville	L	6-21
Nov. 10	Batt. B Va. Field Art.	Chattanooga	L	0-35
Nov. 16	Camp Gordon	Atlanta	L	0-38

1918

Date	Opponent	Site	Result	Score
Nov. 2	Sewanee	Knoxville	L	0-68
Nov. 9	Vanderbilt	Nashville	L	0-76
Nov. 16	Maryville	Knoxville	W	9-7
Nov. 23	Milligan	Knoxville	W	32-0
Nov. 28	Tenn. Military Inst.	Knoxville	W	46-0

1919

3-3-3

Date	Opponent	Site	Result	Score
Sept. 27	Tusculum	Knoxville	W	29-6
Oct. 3	Maryville	Knoxville	W	32-2
Oct. 11	Vanderbilt	Nashville	T	3-3
Oct. 18	Mississippi A&M	Knoxville	L	0-6
Oct. 25	Clemson	Clemson	L	0-14
Nov. 1	North Carolina (HC)	Knoxville	T	0-0
Nov. 8	South Carolina	Columbia	T	6-6
Nov. 15	Cincinnati	Knoxville	W	33-12
Nov. 27	Kentucky	Lexington	L	0-13

103-62

1920

7-2

Date	Opponent	Site	Result	Score
Sept. 25	Emory & Henry	Knoxville	W	45-0
Oct. 2	Maryville	Knoxville	W	47-0
Oct. 9	Vanderbilt	Knoxville	L	0-20
Oct. 16	Chattanooga	Chattanooga	W	35-0
Oct. 23	Clemson	Knoxville	W	26-0
Oct. 30	Mississippi A&M	Starkville	L	7-13
Nov. 6	Transylvania	Knoxville	W	49-0
Nov. 13	Sewanee	Chattanooga	W	20-0
Nov. 25	Kentucky	Knoxville	W	14-7

243-40

SOUTHERN CONFERENCE (1921-32)



M.B. BANKS

1921-25

With Banks came the beginning of the Southern Conference. A former Syracuse player who coached at Duke before joining the Vols, he installed a variety of offenses but preferred the winged-T. He became ill in 1925 and gave up the Vol reins to take the Central High School job.

Coaching record: 27-15-3.

1921 6-2-1

Date	Opponent	Site	Result	Score
Sept. 24	*Emory & Henry	Knoxville	W	27-0
Oct. 1	Maryville	Maryville	W	7-0
Oct. 8	Chattanooga	Knoxville	W	21-0
Oct. 15	Dartmouth	Hanover	L	3-14
Oct. 22	Florida	Knoxville	W	9-0
Oct. 29	Vanderbilt	Nashville	L	0-14
Nov. 5	Mississippi A&M	Memphis	W	14-7
Nov. 12	Sewanee	Knoxville	W	21-0
Nov. 24	Kentucky	Lexington	T	0-0

**First game played on Shields-Watkins Field*

102-35

1922

8-2

Date	Opponent	Site	Result	Score
Sept. 23	*Emory & Henry	Knoxville	W	50-0
Sept. 30	Carson-Newman	Knoxville	W	32-7
Oct. 7	Maryville	Knoxville	W	21-0
Oct. 14	Camp Benning	Columbus	W	15-0
Oct. 21	Georgia	Athens	L	3-7
Oct. 28	Mississippi	Knoxville	W	49-0
Nov. 4	Vanderbilt	Knoxville	L	6-14
Nov. 11	Mississippi A&M	Memphis	W	31-3
Nov. 18	Sewanee	Chattanooga	W	18-7
Nov. 30	Kentucky	Knoxville	W	14-7

**First game Vols wore Orange jerseys*

239-45

1923

5-4-1

Date	Opponent	Site	Result	Score
Sept. 29	Army	West Point	L	0-41
Oct. 6	Maryville	Knoxville	T	14-14
Oct. 13	Georgetown	Knoxville	W	13-6
Oct. 20	Georgia	Knoxville	L	0-17
Oct. 27	Mississippi A&M	Memphis	W	7-3
Nov. 3	Tulane	Knoxville	W	13-2
Nov. 10	Vanderbilt	Nashville	L	7-51
Nov. 17	Va. Military Inst.	Knoxville	L	0-33
Nov. 24	Mississippi	Knoxville	W	10-0
Nov. 29	Kentucky	Lexington	W	18-0

82-167

1924

3-5

Date	Opponent	Site	Result	Score
Oct. 4	Emory & Henry	Knoxville	W	27-0
Oct. 11	Maryville	Knoxville	W	28-10
Oct. 18	Carson-Newman	Knoxville	W	13-0
Oct. 24	Mississippi A&M	Memphis	L	2-7
Nov. 1	Georgia	Athens	L	0-33
Nov. 8	Centre	Knoxville	L	0-32
Nov. 15	Tulane	New Orleans	L	7-26
Nov. 27	Kentucky	Knoxville	L	6-27

83-135

1925 **5-2-1**

Date	Opponent	Site	Result	Score
Oct. 3	Emory & Henry	Knoxville	W	51-0
Oct. 10	Maryville	Knoxville	W	13-0
Oct. 17	Vanderbilt	Nashville	L	7-34
Oct. 24	LSU	Knoxville	T	0-0
Oct. 31	Georgia	Knoxville	W	12-7
Nov. 7	Centre	Danville	W	12-0
Nov. 14	Miss. A&M (HC)	Knoxville	W	14-9
Nov. 26	Kentucky	Lexington	L	20-23

129-73**R.R. NEYLAND****1926-34**

With Captain Neyland came one of the most efficient single wing offenses in the nation. In his first period as Vol head coach he won the Southern Conference championships in 1927 and 1932 and had undefeated strings of 33 and 28 games, along with 14 consecutive victories.

Coaching record: 76-7-5.**1926** **8-1**

Date	Opponent	Site	Result	Score
Sept. 25	Carson-Newman	Knoxville	W	13-0
Oct. 2	North Carolina	Knoxville	W	34-0
Oct. 9	LSU	Baton Rouge	W	14-7
Oct. 15	Maryville	Knoxville	W	6-0
Oct. 23	Centre	Knoxville	W	30-7
Oct. 30	Mississippi A&M	Starkville	W	33-0
Nov. 6	Sewanee (HC)	Knoxville	W	12-0
Nov. 13	Vanderbilt	Nashville	L	3-20
Nov. 25	Kentucky	Knoxville	W	6-0

151-34**1927** **8-0-1****SOUTHERN CONF. CHAMPIONS**

Date	Opponent	Site	Result	Score
Sept. 24	Carson-Newman	Knoxville	W	33-0
Oct. 1	North Carolina	Chapel Hill	W	26-0
Oct. 8	Maryville	Knoxville	W	7-0
Oct. 15	Mississippi	Knoxville	W	21-7
Oct. 22	Transylvania	Knoxville	W	57-0
Oct. 29	Virginia	Knoxville	W	42-0
Nov. 5	Sewanee	Knoxville	W	32-12
Nov. 12	Vanderbilt (HC)	Knoxville	T	7-7
Nov. 24	Kentucky	Lexington	W	20-0

245-26**1928** **9-0-1**

Date	Opponent	Site	Result	Score
Sept. 29	Maryville	Knoxville	W	41-0
Oct. 6	Centre	Knoxville	W	41-7
Oct. 13	Mississippi	Knoxville	W	13-12
Oct. 20	Alabama	Tuscaloosa	W	15-13
Oct. 27	Wash. & Lee (HC)	Knoxville	W	26-7
Nov. 3	Carson-Newman	Knoxville	W	57-0
Nov. 10	Sewanee	Knoxville	W	37-0
Nov. 17	Vanderbilt	Nashville	W	6-0
Nov. 29	Kentucky	Knoxville	T	0-0
Dec. 8	Florida	Knoxville	W	13-12

249-51**1929** **9-0-1**

Date	Opponent	Site	Result	Score
Sept. 28	Centre	Knoxville	W	40-6
Oct. 5	Chattanooga	Chattanooga	W	20-0
Oct. 12	Mississippi	Knoxville	W	52-7
Oct. 19	Alabama (HC)	Knoxville	W	6-0
Oct. 26	Washington & Lee	Roanoke	W	39-0
Nov. 2	Auburn	Knoxville	W	27-0
Nov. 9	Carson-Newman	Knoxville	W	73-0
Nov. 16	Vanderbilt	Knoxville	W	13-0
Nov. 28	Kentucky	Lexington	T	6-6
Dec. 7	South Carolina	Knoxville	W	54-0

330-19**1930** **9-1**

Date	Opponent	Site	Result	Score
Sept. 27	Maryville	Knoxville	W	54-0
Oct. 4	Centre	Knoxville	W	18-0
Oct. 11	Mississippi	Knoxville	W	27-0
Oct. 18	Alabama	Tuscaloosa	L	6-18
Oct. 25	North Carolina (HC)	Knoxville	W	9-7
Nov. 1	Clemson	Knoxville	W	27-0
Nov. 8	Carson-Newman	Knoxville	W	34-0
Nov. 15	Vanderbilt	Nashville	W	13-0
Nov. 27	Kentucky	Knoxville	W	8-0
Dec. 6	Florida	Jacksonville	W	13-6

209-31**1931** **9-0-1**

Date	Opponent	Site	Result	Score
Sept. 26	Maryville	Knoxville	W	33-0
Oct. 3	Clemson	Knoxville	W	44-0
Oct. 10	Mississippi	Knoxville	W	38-0
Oct. 17	Alabama (HC)	Knoxville	W	25-0
Oct. 24	North Carolina	Chapel Hill	W	7-0
Oct. 31	Duke	Knoxville	W	25-2
Nov. 7	Carson-Newman	Knoxville	W	31-0
Nov. 14	Vanderbilt	Knoxville	W	21-7
Nov. 26	Kentucky	Lexington	T	6-6

New York Charity Game

Dec. 5	New York University	New York	W	13-0
--------	---------------------	----------	---	------

243-15**1932** **9-0-1****SOUTHERN CONF. CHAMPIONS**

Date	Opponent	Site	Result	Score
Sept. 24	Chattanooga	Chattanooga	W	13-0
Oct. 1	Mississippi	Knoxville	W	33-0
Oct. 8	North Carolina	Knoxville	W	20-7
Oct. 15	Alabama	Birmingham	W	7-3
Oct. 22	Maryville	Knoxville	W	60-0
Oct. 29	Duke (HC)	Knoxville	W	16-13
Nov. 5	Mississippi A&M	Knoxville	W	31-0
Nov. 12	Vanderbilt	Nashville	T	0-0
Nov. 24	Kentucky	Knoxville	W	26-0
Dec. 3	Florida	Jacksonville	W	32-13

238-36**SOUTHEASTERN CONFERENCE (1933-PRESENT)****1933** **7-3 • 5-2 SEC**

Date	Opponent	Site	Result	Score
Sept. 30	Virginia Tech	Knoxville	W	27-0
Oct. 7	Mississippi State	Knoxville	W	20-0
Oct. 14	Duke	Durham	L	2-10
Oct. 21	Alabama (HC)	Knoxville	L	6-12
Oct. 28	Florida	Knoxville	W	13-6
Nov. 4	Geo. Washington	Washington, D.C.	W	13-0
Nov. 11	Mississippi	Knoxville	W	35-6
Nov. 18	Vanderbilt	Knoxville	W	33-6
Nov. 30	Kentucky	Lexington	W	27-0
Dec. 9	LSU	Baton Rouge	L	0-7

SEC Finish: 4th**176-47**

1934 8-2 • 5-1 SEC

Date	Opponent	Site	Result	Score
Sept. 29	Centre	Knoxville	W	32-0
Oct. 5	North Carolina	Chapel Hill	W	19-7
Oct. 13	Mississippi	Knoxville	W	27-0
Oct. 20	Alabama	Birmingham	L	6-13
Oct. 27	Duke (HC)	Knoxville	W	14-6
Nov. 3	Fordham	New York	L	12-13
Nov. 10	Mississippi State	Knoxville	W	14-0
Nov. 17	Vanderbilt	Nashville	W	13-6
Nov. 29	Kentucky	Knoxville	W	19-0
Dec. 8	LSU	Knoxville	W	19-13

SEC Finish: 3rd

175-58

W.H. BRITTON

1935

An end coach and scout on Neyland's staff since 1926, he was elevated to head coach for one season while Neyland was called to active duty in the Panama Canal Zone. Upon Neyland's return he continued his duties as end coach and scout until 1947.

Coaching record: 4-5-0.



1935 4-5 • 2-3 SEC

Date	Opponent	Site	Result	Score
Sept. 28	Southwestern	Knoxville	W	20-0
Oct. 5	North Carolina	Knoxville	L	13-38
Oct. 12	Auburn	Birmingham	W	13-6
Oct. 19	Alabama (HC)	Knoxville	L	0-25
Oct. 26	Centre	Knoxville	W	25-14
Nov. 2	Duke	Durham	L	6-19
Nov. 9	Mississippi	Memphis	W	14-13
Nov. 16	Vanderbilt	Knoxville	L	7-13
Nov. 28	Kentucky	Lexington	L	0-27

SEC Finish: T-9th

98-155

R.R. NEYLAND

1936-40

Upon his return from active Army duty, Major Neyland quickly began to rebuild the team with solid freshmen units in 1936-37 which produced undefeated teams in 1938, 1939, and 1940. The 1939 team is the last team in NCAA history to be unscored upon in regular season play. His teams compiled a 22-game winning streak.

Coaching record: 43-7-3.



1936 6-2-2 • 3-1-2 SEC

Date	Opponent	Site	AP Rank			Result	Score
			TV	UT/Opp	Result		
Sept. 26	Chattanooga	Knoxville				W	13-0
Oct. 3	North Carolina	Chapel Hill				L	6-14
Oct. 10	Auburn	Knoxville				L	0-6
Oct. 17	Alabama	Birmingham				T	0-0
Oct. 24	Duke (HC)	Knoxville		--/2		W	15-13
Oct. 31	Georgia	Athens				W	46-0
Nov. 7	Maryville	Knoxville				W	34-0
Nov. 14	Vanderbilt	Nashville				W	26-13
Nov. 26	Kentucky	Knoxville		17/--		W	7-6
Dec. 5	Mississippi	Memphis		17/--		T	0-0

SEC Finish: 4th • 17th AP

147-52

1937 6-3-1 • 4-3 SEC

Date	Opponent	Site	AP Rank			Result	Score
			TV	UT/Opp	Result		
Sept. 25	Wake Forest	Knoxville				W	32-0
Oct. 2	Virginia Tech	Knoxville				W	27-0
Oct. 9	Duke	Durham				T	0-0
Oct. 16	Alabama	Knoxville				L	7-14

Oct. 23	Sewanee	Knoxville			W	32-0
Oct. 30	Georgia	Knoxville			W	32-0
Nov. 6	Auburn	Birmingham	7/--		L	7-20
Nov. 13	Vanderbilt (HC)	Knoxville			L	7-13
Nov. 25	Kentucky	Lexington			W	13-0
Dec. 4	Mississippi	Memphis			W	32-0

SEC Finish: 7th

189-47

1938 11-0 • 7-0 SEC

NATIONAL CHAMPIONS

DUNKEL, LITKENHOUS, BOAND, HOULGATE, POLING

SEC CHAMPIONS

Date	Opponent	Site	AP Rank			Result	Score
			TV	UT/Opp	Result		
Sept. 24	Sewanee	Knoxville				W	26-3
Oct. 1	Clemson	Knoxville				W	20-7
Oct. 8	Auburn	Knoxville				W	7-0
Oct. 15	Alabama	Birmingham				W	13-0
Oct. 22	The Citadel	Knoxville	8/--			W	44-0
Oct. 29	LSU (HC)	Knoxville	8/--			W	14-6
Nov. 5	Chattanooga	Knoxville	6/--			W	45-0
Nov. 12	Vanderbilt	Nashville	4/--			W	14-0
Nov. 24	Kentucky	Knoxville	4/--			W	46-0
Dec. 3	Mississippi	Memphis	4/--			W	47-0

Orange Bowl

Jan. 2	Oklahoma	Miami	2/4		W	17-0
--------	----------	-------	-----	--	---	------

SEC Finish: 1st • 2nd AP

293-16

1939 10-1 • 6-0 SEC

SEC CHAMPIONS

Date	Opponent	Site	AP Rank			Result	Score
			TV	UT/Opp	Result		
Sept. 29	NC State	Raleigh				W	13-0
Oct. 7	Sewanee	Knoxville				W	40-0
Oct. 14	Chattanooga	Chattanooga				W	28-0
Oct. 21	Alabama (HC)	Knoxville		5/8		W	21-0
Oct. 28	Mercer	Knoxville		1/--		W	17-0
Nov. 4	LSU	Baton Rouge		1/18		W	20-0
Nov. 11	The Citadel	Knoxville		1/--		W	34-0
Nov. 18	Vanderbilt	Knoxville		1/--		W	13-0
Nov. 30	Kentucky	Lexington		4/--		W	19-0
Dec. 9	Auburn	Knoxville		2/--		W	7-0

Rose Bowl

Jan. 1	Southern Cal	Pasadena	2/3		L	0-14
--------	--------------	----------	-----	--	---	------

SEC Finish: T-1st • 2nd AP

212-14

1940 10-1 • 5-0 SEC

NATIONAL CHAMPIONS

DUNKEL, WILLIAMSON

SEC CHAMPIONS

Date	Opponent	Site	AP Rank			Result	Score
			TV	UT/Opp	Result		
Sept. 28	Mercer	Knoxville				W	49-0
Oct. 5	Duke	Knoxville				W	13-0
Oct. 12	Chattanooga	Knoxville				W	53-0
Oct. 19	Alabama	Birmingham		5/--		W	27-12
Oct. 26	Florida	Knoxville		5/--		W	14-0
Nov. 2	LSU	Knoxville		7/--		W	28-0
Nov. 9	Southwestern	Memphis		5/--		W	41-0
Nov. 16	Virginia	Knoxville		5/--		W	41-14
Nov. 23	Kentucky (HC)	Knoxville		6/--		W	33-0
Nov. 30	Vanderbilt	Nashville		6/--		W	20-0

Sugar Bowl

Jan. 1	Boston College	New Orleans	4/5		L	13-19
--------	----------------	-------------	-----	--	---	-------

SEC Finish: 1st • 4th AP

332-45



JOHN BARNHILL

1941-45

When war again interrupted Neyland's coaching career, Barnhill, a former Vol and coach under Neyland, was named as head coach. He compiled an outstanding record and upon Neyland's return in 1946 he accepted the head coaching job at Arkansas where he also served as athletic director.

Coaching record: 32-5-2.

1941 8-2 • 3-1 SEC

Date	Opponent	Site	AP Rank			Score
			TV	UT/Opp	Result	
Sept. 20	Furman	Knoxville			W	32-6
Oct. 4	Duke	Durham			L	0-19
Oct. 11	Dayton	Knoxville			W	26-0
Oct. 18	Alabama	Knoxville			L	2-9
Oct. 25	Cincinnati	Knoxville			W	21-6
Nov. 1	LSU	Baton Rouge			W	13-6
Nov. 8	Howard	Knoxville			W	28-6
Nov. 15	Boston College	Chestnut Hill	--/18		W	14-7
Nov. 22	Kentucky	Lexington			W	20-7
Nov. 29	Vanderbilt (HC)	Knoxville	--/12		W	26-7

SEC Finish: 2nd • 18th AP 182-73

1942 9-1-1 • 4-1 SEC

Date	Opponent	Site	AP Rank			Score
			TV	UT/Opp	Result	
Sept. 26	South Carolina	Columbia			T	0-0
Oct. 3	Fordham	Knoxville			W	40-14
Oct. 10	Dayton	Knoxville			W	34-6
Oct. 17	Alabama	Birmingham	15t/4		L	0-8
Oct. 24	Furman	Knoxville	17t/--		W	52-7
Oct. 31	LSU	Knoxville	20/19		W	26-0
Nov. 7	Cincinnati	Knoxville	13/--		W	34-12
Nov. 14	Mississippi	Memphis	11/--		W	14-0
Nov. 21	Kentucky (HC)	Knoxville	11/--		W	26-0
Nov. 28	Vanderbilt	Nashville	10/--		W	19-7

Sugar Bowl

Jan. 1	Tulsa	New Orleans	7/4		W	14-7
--------	-------	-------------	-----	--	---	------

SEC Finish: T-2nd • 7th AP 259-61

1943 // NO TEAM, WORLD WAR II

1944 7-1-1 • 5-0-1 SEC

Date	Opponent	Site	AP Rank			Score
			TV	UT/Opp	Result	
Sept. 30	Kentucky	Knoxville			W	26-13
Oct. 7	Mississippi	Memphis			W	20-7
Oct. 14	Florida	Knoxville	15/--		W	40-0
Oct. 21	Alabama	Knoxville	17/--		T	0-0
Oct. 28	Clemson	Knoxville	19t/--		W	26-7
Nov. 4	*LSU N	Baton Rouge	16/--		W	13-0
Nov. 18	Temple (HC)	Knoxville	17/--		W	27-14
Nov. 25	Kentucky	Lexington	15/--		W	21-7

Rose Bowl

Jan. 1	Southern Cal	Pasadena	12/7		L	0-25
--------	--------------	----------	------	--	---	------

SEC Finish: 2nd • 12th AP 173-73

*Tennessee's first night game

1945 8-1 • 3-1 SEC

Date	Opponent	Site	AP Rank			Score
			TV	UT/Opp	Result	
Sept. 29	Wake Forest	Knoxville			W	7-6
Oct. 6	William & Mary	Knoxville			W	48-13
Oct. 13	Chattanooga	Knoxville	18/--		W	30-0
Oct. 20	Alabama	Birmingham	--/6		L	7-25
Oct. 27	Villanova	Knoxville			W	33-2
Nov. 3	North Carolina	Knoxville			W	20-6
Nov. 10	Mississippi	Memphis			W	34-0
Nov. 24	Kentucky	Lexington	14/--		W	14-0
Dec. 1	Vanderbilt (HC)	Knoxville	17/--		W	45-0

SEC Finish: 2nd • 14th AP 238-52



R.R. NEYLAND

1946-52

General Neyland's retirement from the military enabled him to devote full time to build one of the best programs in the country. He led the national title team in 1951 and took the Vols to three straight major bowl games. Poor health in 1952 forced his retirement to athletic director, a position he held until his death in 1962. His record for this period was 54-17-4.

Coaching record: 173-31-12.

1946 9-2 • 5-0 SEC

SEC CHAMPIONS

Date	Opponent	Site	AP Rank			Score
			TV	UT/Opp	Result	
Sept. 28	Georgia Tech	Knoxville			W	13-9
Oct. 5	Duke	Durham			W	12-7
Oct. 12	Chattanooga	Knoxville	8t/--		W	47-7
Oct. 19	Alabama (HC)	Knoxville	9/7		W	12-0
Oct. 26	Wake Forest	Knoxville	4/--		L	6-19
Nov. 2	North Carolina	Knoxville	10/9		W	20-14
Nov. 9	Mississippi	Memphis	7/--		W	18-14
Nov. 16	Boston College	Chestnut Hill	8/--		W	33-13
Nov. 23	Kentucky	Knoxville	7/--		W	7-0
Nov. 30	Vanderbilt	Nashville	8/--		W	7-6

Orange Bowl

Jan. 1	Rice	Miami	7/10		L	0-8
--------	------	-------	------	--	---	-----

SEC Finish: T-1st • 7th AP 175-97

1947 5-5 • 2-3 SEC

Date	Opponent	Site	AP Rank			Score
			TV	UT/Opp	Result	
Sept. 27	Georgia Tech	Atlanta			L	0-27
Oct. 4	Duke (HC)	Knoxville			L	7-19
Oct. 11	Chattanooga	Knoxville			W	26-7
Oct. 18	Alabama	Birmingham			L	0-10
Oct. 25	Tennessee Tech	Knoxville			W	49-0
Nov. 1	North Carolina	Chapel Hill			L	6-20
Nov. 8	Mississippi	Memphis			L	13-43
Nov. 15	Boston College	Knoxville			W	38-13
Nov. 22	Kentucky	Lexington			W	13-6
Nov. 29	Vanderbilt	Knoxville			W	12-7

SEC Finish: T-9th 164-152

1948 4-4-2 • 2-3-1 SEC

Date	Opponent	Site	AP Rank			Score
			TV	UT/Opp	Result	
Sept. 25	Mississippi State	Knoxville			L	6-21
Oct. 2	Duke	Durham			T	7-7
Oct. 9	Chattanooga	Knoxville	20/--		W	26-0
Oct. 16	Alabama (HC)	Knoxville			W	21-6
Oct. 23	Tennessee Tech	Knoxville			W	41-0
Oct. 30	North Carolina	Knoxville	--/3		L	7-14
Nov. 6	Georgia Tech	Atlanta	--/6		W	13-6
Nov. 13	Mississippi	Memphis	18/--		L	13-16
Nov. 20	Kentucky	Knoxville			T	0-0
Nov. 27	Vanderbilt	Nashville	--/15		L	6-28

SEC Finish: 8th 140-98

1949 7-2-1 • 4-1-1 SEC

Date	Opponent	Site	AP Rank			Score
			TV	UT/Opp	Result	
Sept. 24	Mississippi State	Knoxville			W	10-0
Oct. 1	Duke	Knoxville			L	7-21
Oct. 8	Chattanooga	Knoxville			W	39-7
Oct. 15	Alabama	Birmingham			T	7-7
Oct. 22	Tennessee Tech	Knoxville			W	36-6
Oct. 29	North Carolina	Chapel Hill	--/13		W	35-6
Nov. 5	Ga. Tech (HC)	Knoxville	14/--		L	13-30

Date	Opponent	Site	AP Rank			Score
			TV	UT/Opp	Result	
Nov. 12	Mississippi	Memphis			W	35-7
Nov. 19	Kentucky	Lexington		--/11	W	6-0
Nov. 26	Vanderbilt	Knoxville		18/--	W	26-20

SEC Finish: 3rd • 17th AP **214-104**

1950 11-1 • 4-1 SEC

NATIONAL CHAMPIONS

DUNKEL

Date	Opponent	Site	AP Rank			Score
			TV	UT/Opp	Result	
Sept. 23	Miss. Southern	Knoxville		4/--	W	56-0
Sept. 30	Mississippi State	Starkville		4/--	L	0-7
Oct. 7	Duke	Durham		--/14	W	28-7
Oct. 14	Chattanooga	Knoxville		14/--	W	41-0
Oct. 21	Alabama	Knoxville		18/--	W	14-9
Oct. 28	Wash. & Lee	Knoxville		8/--	W	27-20
Nov. 4	N. Carolina (HC)	Knoxville		11/--	W	16-0
Nov. 11	Tennessee Tech	Knoxville		11/--	W	48-14
Nov. 18	Mississippi	Knoxville		9/--	W	35-0
Nov. 25	Kentucky	Knoxville		9/3	W	7-0
Dec. 2	Vanderbilt	Nashville		4/--	W	43-0
<i>Cotton Bowl</i>						
Jan. 1	Texas	Dallas		4/3	W	20-14

SEC Finish: 2nd • 4th AP **335-71**

1951 10-1 • 5-0 SEC

NATIONAL CHAMPIONS

CONSENSUS

SEC CHAMPIONS

Date	Opponent	Site	AP Rank			Score
			TV	UT/Opp	Result	
Sept. 29	Mississippi State	Knoxville		1/--	W	14-0
Oct. 6	Duke	Knoxville		3/16	W	26-0
Oct. 13	Chattanooga	Knoxville		3/--	W	42-13
Oct. 20	Alabama	Birmingham	*CBS	2/--	W	27-13
Oct. 27	Tennessee Tech	Knoxville		1/--	W	68-0
Nov. 3	North Carolina	Chapel Hill		1/--	W	27-0
Nov. 10	Wash. & Lee	Knoxville		1/--	W	60-14
Nov. 17	Mississippi	Oxford		2/--	W	46-21
Nov. 24	Kentucky	Lexington		1/9	W	28-0
Dec. 1	Vanderbilt (HC)	Knoxville		1/--	W	35-27
<i>Sugar Bowl</i>						
Jan. 1	Maryland	New Orleans		1/3	L	13-28

SEC Finish: T-1st • 1st AP **386-116**

*First Tennessee game televised (Local Birmingham CBS affiliate)

1952 8-2-1 • 5-0-1 SEC

Date	Opponent	Site	AP Rank			Score
			TV	UT/Opp	Result	
Sept. 27	Mississippi State	Memphis		6/--	W	14-7
Oct. 4	Duke	Durham		11/10	L	0-7
Oct. 11	Chattanooga	Knoxville			W	26-6
Oct. 18	Alabama	Knoxville		--/18	W	20-0
Oct. 25	Wofford	Knoxville		13/--	W	50-0
Nov. 1	North Carolina	Knoxville		12/--	W	41-14
Nov. 8	LSU	Baton Rouge		8/--	W	22-3
Nov. 15	Florida (HC)	Knoxville		7/18	W	26-12
Nov. 22	Kentucky	Knoxville		7/--	T	14-14
Nov. 29	Vanderbilt	Nashville		9/--	W	46-0
<i>Cotton Bowl</i>						
Jan. 1	Texas	Dallas	NBC	8/10	L	0-16

SEC Finish: 2nd • 8th AP **259-79**



HARVEY ROBINSON

1953-54

A tailback on Neyland's teams of the early 1930s and a member of Neyland's staff from 1946, he accepted the head coaching job for two years following the General's retirement. He went to Florida as an assistant coach and returned to UT in 1960 as a member of Wyatt's staff.

Coaching record: 10-10-1.

1953 6-4-1 • 3-2-1 SEC

Date	Opponent	Site	AP Rank			Score
			TV	UT/Opp	Result	
Sept. 26	Mississippi State	Knoxville		17/--	L	0-26
Oct. 3	Duke	Knoxville			L	7-21
Oct. 10	Chattanooga	Knoxville			W	40-7
Oct. 17	Alabama	Birmingham	NBC		T	0-0
Oct. 24	Louisville	Knoxville			W	59-6
Oct. 31	North Carolina	Chapel Hill			W	20-6
Nov. 7	LSU (HC)	Knoxville			W	32-14
Nov. 14	Florida	Gainesville		18/--	W	9-7
Nov. 21	Kentucky	Lexington		--/13	L	21-27
Nov. 28	Vanderbilt	Knoxville			W	33-6
Dec. 5	Houston	Houston			L	19-33

SEC Finish: 7th **240-153**

1954 4-6 • 1-5 SEC

Date	Opponent	Site	AP Rank			Score
			TV	UT/Opp	Result	
Sept. 25	Mississippi State	Memphis			W	19-7
Oct. 2	Duke	Durham		--/7	L	6-7
Oct. 9	Chattanooga	Knoxville			W	20-14
Oct. 16	Alabama	Knoxville			L	0-27
Oct. 23	Dayton	Knoxville			W	14-7
Oct. 30	North Carolina	Knoxville			W	26-20
Nov. 6	Georgia Tech	Atlanta			L	7-28
Nov. 13	Florida (HC)	Knoxville			L	0-14
Nov. 20	Kentucky	Knoxville			L	13-14
Nov. 27	Vanderbilt	Nashville			L	0-26

SEC Finish: T-11th **105-164**



BOWDEN WYATT

1955-62

A legendary player at Tennessee, he returned as head coach after winning championships at Wyoming and Arkansas. In his second season with the Vols, he was voted national coach of the year in recognition for guiding the Orange to the SEC championship. He remained as coach for eight years.

Coaching record: 49-29-4.

1955 6-3-1 • 3-2-1 SEC

Date	Opponent	Site	AP Rank			Score
			TV	UT/Opp	Result	
Sept. 24	Mississippi State	Knoxville			L	7-13
Oct. 1	Duke	Knoxville		--/16	L	0-21
Oct. 8	Chattanooga	Knoxville			W	13-0
Oct. 15	Alabama	Birmingham			W	20-0
Oct. 22	Dayton	Knoxville			W	53-7
Oct. 29	North Carolina	Chapel Hill			W	48-7
Nov. 5	Ga. Tech (HC)	Knoxville		--/8	T	7-7
Nov. 12	Florida	Gainesville			W	20-0
Nov. 19	Kentucky	Lexington		17/--	L	0-23
Nov. 26	Vanderbilt	Knoxville		--/19	W	20-14

SEC Finish: 4th **188-92**



1956 10-1 • 6-0 SEC

SEC CHAMPIONS

Date	Opponent	Site	AP Rank		Result	Score
			TV	UT/Opp		
Sept. 29	Auburn	Birmingham			W	35-7
Oct. 6	Duke	Durham		9/--	W	33-20
Oct. 13	Chattanooga	Knoxville		6/--	W	42-20
Oct. 20	Alabama	Knoxville		7/--	W	24-0
Oct. 27	Maryland	Knoxville		4/--	W	34-7
Nov. 3	North Carolina (HC)	Knoxville		3/--	W	20-0
Nov. 10	Georgia Tech	Atlanta		3/2	W	6-0
Nov. 17	Mississippi	Knoxville		1/19	W	27-7
Nov. 24	Kentucky	Knoxville		2/--	W	20-7
Dec. 1	Vanderbilt	Nashville		2/--	W	27-7

Sugar Bowl

Jan. 1	Baylor	New Orleans	ABC	2/13	L	7-13
--------	--------	-------------	-----	------	---	------

SEC Finish: 1st • 2nd AP 275-88

1957 8-3 • 4-3 SEC

Date	Opponent	Site	AP Rank		Result	Score
			TV	UT/Opp		
Sept. 28	Auburn	Knoxville		8/--	L	0-7
Oct. 5	Mississippi State	Knoxville			W	14-9
Oct. 12	Chattanooga	Knoxville		19/--	W	28-13
Oct. 19	Alabama	Birmingham			W	14-0
Oct. 26	Maryland	College Park			W	16-0
Nov. 2	North Carolina	Chapel Hill		17/--	W	35-0
Nov. 9	Ga. Tech (HC)	Knoxville		9/18	W	21-6
Nov. 16	Mississippi	Memphis		7/8	L	7-14
Nov. 23	Kentucky	Lexington		12/--	L	6-20
Nov. 30	Vanderbilt	Knoxville		18/--	W	20-6

Gator Bowl

Dec. 28	Texas A&M	Jacksonville	CBS	13/9	W	3-0
---------	-----------	--------------	-----	------	---	-----

SEC Finish: 5th • 13th AP 164-75

1958 4-6 • 4-3 SEC

Date	Opponent	Site	AP Rank		Result	Score
			TV	UT/Opp		
Sept. 27	Auburn	Birmingham	NBC	--/3	L	0-3
Oct. 4	Mississippi State	Memphis		--/11	W	13-8
Oct. 11	Georgia Tech	Atlanta			L	7-21
Oct. 18	Alabama	Knoxville			W	14-7
Oct. 25	Florida State	Knoxville			L	0-10
Nov. 1	North Carolina	Knoxville		--/17	L	7-21
Nov. 8	Chattanooga	Knoxville			L	6-14
Nov. 15	Mississippi (HC)	Knoxville		--/7	W	18-16
Nov. 22	Kentucky	Knoxville			L	2-6
Nov. 29	Vanderbilt	Nashville		--/15	W	10-6

SEC Finish: 5th 77-122

1959 5-4-1 • 3-4-1 SEC

Date	Opponent	Site	AP Rank		Result	Score
			TV	UT/Opp		
Sept. 26	Auburn	Knoxville		--/3	W	3-0
Oct. 3	Mississippi State	Knoxville		9/--	W	22-6
Oct. 10	Georgia Tech	Knoxville		8/3	L	7-14
Oct. 17	Alabama	Birmingham		14/--	T	7-7
Oct. 24	Chattanooga	Knoxville			W	23-0
Oct. 31	North Carolina	Chapel Hill		20/--	W	29-7
Nov. 7	LSU (HC)	Knoxville		13/1	W	14-13
Nov. 14	Mississippi	Memphis		9/--	L	7-37
Nov. 21	Kentucky	Lexington		20/--	L	0-20
Nov. 28	Vanderbilt	Knoxville			L	0-14

SEC Finish: 8th 112-118

1960 6-2-2 • 3-2-2 SEC

Date	Opponent	Site	AP Rank		Result	Score
			TV	UT/Opp		
Sept. 24	Auburn	Birmingham			W	10-3
Oct. 1	Mississippi State	Memphis		11/--	T	0-0
Oct. 8	Tampa	Knoxville			W	62-7
Oct. 15	Alabama	Knoxville		--/15	W	20-7
Oct. 22	Chattanooga	Knoxville		12/--	W	35-0
Oct. 29	North Carolina	Knoxville		11/--	W	27-14
Nov. 5	Georgia Tech	Atlanta		8/--	L	7-14
Nov. 12	Mississippi (HC)	Knoxville		14/4	L	3-24

Date	Opponent	Site	AP Rank		Result	Score
			TV	UT/Opp		
Nov. 19	Kentucky	Knoxville			T	10-10
Nov. 26	Vanderbilt	Nashville			W	35-0

SEC Finish: T-5th 209-79

1961 6-4 • 4-3 SEC

Date	Opponent	Site	AP Rank		Result	Score
			TV	UT/Opp		
Sept. 30	Auburn	Knoxville			L	21-24
Oct. 7	Miss. State (HC)	Knoxville			W	17-3
Oct. 14	Tulsa	Knoxville			W	52-6
Oct. 21	Alabama	Birmingham	ABC	--/5	L	3-34
Oct. 28	Chattanooga	Knoxville			W	20-7
Nov. 4	North Carolina	Chapel Hill			L	21-22
Nov. 11	Georgia Tech	Knoxville		--/9	W	10-6
Nov. 18	Mississippi	Memphis		--/6	L	10-24
Nov. 25	Kentucky	Lexington			W	26-16
Dec. 2	Vanderbilt	Knoxville			W	41-7

SEC Finish: T-4th 221-149

1962 4-6 • 2-6 SEC

Date	Opponent	Site	AP Rank		Result	Score
			TV	UT/Opp		
Sept. 29	Auburn	Birmingham			L	21-22
Oct. 6	Miss State	Memphis			L	6-7
Oct. 13	Georgia Tech	Atlanta			L	0-17
Oct. 20	Alabama	Knoxville	CBS	--/2	L	7-27
Oct. 27	Chattanooga	Knoxville			W	48-14
Nov. 3	Wake Forest	Knoxville			W	23-0
Nov. 10	Tulane	Knoxville			W	28-16
Nov. 17	Mississippi (HC)	Knoxville		--/3	L	6-19
Nov. 24	Kentucky	Knoxville			L	10-12
Dec. 1	Vanderbilt	Nashville			W	30-0

SEC Finish: 10th 179-134



JIM McDONALD

1963

After serving since 1955 as an assistant to Bowden Wyatt, this one-time Ohio State football and basketball star was elevated to the head coach position in the summer of 1963 and served for one season. He then remained on the athletic staff as assistant athletic director.

Coaching record: 5-5.

1963 5-5 • 3-5 SEC

Date	Opponent	Site	AP Rank		Result	Score
			TV	UT/Opp		
Sept. 21	Richmond	Knoxville			W	34-6
Sept. 28	Auburn	Knoxville			L	19-23
Oct. 5	Mississippi State	Knoxville			L	0-7
Oct. 12	Georgia Tech (HC)	Knoxville			L	7-23
Oct. 19	Alabama	Birmingham		--/9	L	0-35
Oct. 26	Chattanooga	Knoxville			W	49-7
Nov. 9	Tulane	New Orleans			W	26-0
Nov. 16	Mississippi	Memphis		--/3	L	0-20
Nov. 23	Kentucky	Lexington			W	19-0
Nov. 30	Vanderbilt	Knoxville			W	14-0

SEC Finish: 8th 168-121



DOUG DICKEY

1964-69

He was hired off the staff of Arkansas to head up the job of rebuilding Tennessee's football fortunes and succeeded in leading the Vols to SEC championships in 1967 and 1969. The former Florida quarterback returned to his alma mater as head coach following the 1969 season.

Coaching record: 46-15-4.

1964 4-5-1 • 1-5-1 SEC

Date	Opponent	Site	AP Rank		Result	Score
			TV	UT/Opp		
Sept. 19	Chattanooga	Knoxville			W	10-6
Sept. 26	Auburn	Birmingham		--/8	L	0-3
Oct. 3	Mississippi State N	Memphis			W	14-13
Oct. 10	Boston College	Knoxville			W	16-14
Oct. 17	Alabama	Knoxville		--/3	L	8-19
Oct. 24	LSU	Baton Rouge	NBC	--/7	T	3-3
Nov. 7	Georgia Tech	Atlanta		--/7	W	22-14
Nov. 14	Mississippi (HC)	Knoxville			L	0-30
Nov. 21	Kentucky	Knoxville			L	7-12
Nov. 28	Vanderbilt	Nashville			L	0-7

SEC Finish: 10th 80-121

1965 8-1-2 • 3-1-2 SEC

Date	Opponent	Site	AP Rank		Result	Score
			TV	UT/Opp		
Sept. 18	Army	Knoxville			W	21-0
Sept. 25	Auburn	Knoxville			T	13-13
Oct. 9	South Carolina (HC)	Knoxville			W	24-3
Oct. 16	Alabama	Birmingham			T	7-7
Oct. 23	Houston	Knoxville			W	17-8
Nov. 6	Georgia Tech	Knoxville		--/7	W	21-7
Nov. 13	Mississippi	Memphis	NBC	8/--	L	13-14
Nov. 20	Kentucky	Lexington			W	19-3
Nov. 27	Vanderbilt	Knoxville		9/--	W	21-3
Dec. 4	UCLA	Memphis		7/5	W	37-34

Bluebonnet Bowl

Dec. 18	Tulsa	Houston	NBC	7/--	W	27-6
---------	-------	---------	-----	------	---	------

SEC Finish: T-3rd • 10th AP 220-98

1966 8-3 • 4-2 SEC

Date	Opponent	Site	AP Rank		Result	Score
			TV	UT/Opp		
Sept. 24	Auburn	Birmingham			W	28-0
Oct. 1	Rice	Knoxville		10/--	W	23-3
Oct. 8	Georgia Tech	Atlanta	ABC	8/9	L	3-6
Oct. 15	Alabama	Knoxville		--/3	L	10-11
Oct. 22	South Carolina	Knoxville			W	29-17
Oct. 29	Army	Memphis			W	38-7
Nov. 5	Chattanooga	Knoxville		10/--	W	28-10
Nov. 12	Mississippi (HC)	Knoxville		10/--	L	7-14
Nov. 19	Kentucky	Knoxville	ABC		W	28-19
Nov. 26	Vanderbilt	Nashville			W	28-0

Gator Bowl

Dec. 31	Syracuse	Jacksonville	ABC		W	18-12
---------	----------	--------------	-----	--	---	-------

SEC Finish: 5th 240-99

1967 9-2 • 6-0 SEC

NATIONAL CHAMPIONS

LITKENHOUS

SEC CHAMPIONS

Date	Opponent	Site	AP Rank		Result	Score
			TV	UT/Opp		
Sept. 16	UCLA N	Los Angeles		9/8	L	16-20
Sept. 30	Auburn	Knoxville			W	27-13
Oct. 14	Georgia Tech	Knoxville	ABC		W	24-13
Oct. 21	Alabama	Birmingham		7/6	W	24-13
Oct. 28	LSU	Knoxville		4/--	W	17-14
Nov. 4	Tampa	Tampa		3/--	W	38-0
Nov. 11	Tulane (HC)	Knoxville		2/--	W	35-14
Nov. 18	Mississippi	Memphis		2/--	W	20-7
Nov. 25	Kentucky	Lexington		2/--	W	17-7
Dec. 2	Vanderbilt	Knoxville		2/--	W	41-14

Orange Bowl

Jan. 1	Oklahoma N	Miami	NBC	2/3	L	24-26
--------	------------	-------	-----	-----	---	-------

SEC Finish: 1st • 2nd AP 283-141

1968 8-2-1 • 4-1-1 SEC

Date	Opponent	Site	AP Rank		Result	Score
			TV	UT/Opp		
Sept. 14	*Georgia	Knoxville	ABC	9/--	T	17-17
Sept. 28	Memphis St.	Knoxville		16/--	W	24-17
Oct. 5	Rice N	Houston		15/--	W	52-0

Oct. 12	Georgia Tech	Atlanta		10/--	W	24-7
Oct. 19	Alabama	Knoxville	ABC	8/--	W	10-9
Nov. 2	UCLA (HC)	Knoxville		5/--	W	42-18
Nov. 9	Auburn N	Birmingham		5/--	L	14-28
Nov. 16	Mississippi	Knoxville		11/--	W	31-0
Nov. 23	Kentucky	Knoxville		8/--	W	24-7
Nov. 30	Vanderbilt	Nashville		7/--	W	10-7

Cotton Bowl

Jan. 1	Texas	Dallas	CBS	8/5	L	13-36
--------	-------	--------	-----	-----	---	-------

SEC Finish: 2nd • 13th AP 261-146

*First game played on Tartan Turf in Neyland Stadium

1969 9-2 • 5-1 SEC

SEC CHAMPIONS

Date	Opponent	Site	AP Rank		Result	Score
			TV	UT/Opp		
Sept. 20	*TN-Chattanooga	Knoxville		15/--	W	31-0
Sept. 27	Auburn	Knoxville	ABC	19/17	W	45-19
Oct. 4	Memphis State N	Memphis		10/--	W	55-16
Oct. 11	Georgia Tech	Knoxville		10/--	W	26-8
Oct. 18	Alabama	Birmingham		7/20	W	41-14
Nov. 1	Georgia	Athens		3/11	W	17-3
Nov. 8	South Carolina (HC)	Knoxville		3/--	W	29-14
Nov. 15	Mississippi	Jackson		3/18	L	0-38
Nov. 22	Kentucky	Lexington		9/--	W	31-26
Nov. 29	Vanderbilt	Knoxville		10/--	W	40-27

Gator Bowl

Dec. 27	Florida	Jacksonville	NBC	11/14	L	13-14
---------	---------	--------------	-----	-------	---	-------

SEC Finish: 1st • 15th AP 328-179



BILL BATTLE

1970-76

The youngest head coach in the nation when he took over the Vol reins at age 28. Battle molded three teams that ranked in the top 10 nationally and took the Vols to five straight bowls.

Coaching record: 59-22-2.

1970 11-1 • 4-1 SEC

Date	Opponent	Site	AP Rank		Result	Score
			TV	UT/Opp		
Sept. 19	SMU	Knoxville			W	28-3
Sept. 26	Auburn	Birmingham		17/--	L	23-36
Oct. 3	Army	Knoxville			W	48-3
Oct. 10	Georgia Tech	Atlanta		20/13	W	17-6
Oct. 17	Alabama	Knoxville		14/--	W	24-0
Oct. 24	Florida	Knoxville	ABC	11/--	W	38-7
Oct. 31	Wake Forest	Memphis		9/--	W	41-7
Nov. 7	South Carolina	Columbia		8/--	W	20-18
Nov. 21	Kentucky (HC)	Knoxville		8/--	W	45-0
Nov. 28	Vanderbilt	Nashville		7/--	W	24-6
Dec. 5	UCLA	Knoxville		5/--	W	28-17

Sugar Bowl

Jan. 1	Air Force	New Orleans	ABC	4/11	W	34-13
--------	-----------	-------------	-----	------	---	-------

SEC Finish: 2nd • 4th AP 370-116

1971 10-2 • 4-2 SEC

Date	Opponent	Site	AP Rank		Result	Score
			TV	UT/Opp		
Sept. 18	UCSB	Knoxville		8/--	W	48-6
Sept. 25	Auburn	Knoxville	ABC	9/5	L	9-10
Oct. 2	Florida N	Gainesville		12/--	W	20-13
Oct. 9	Georgia Tech	Knoxville		13/--	W	10-6
Oct. 16	Alabama	Birmingham		14/4	L	15-32
Oct. 23	Mississippi State	Memphis		18/--	W	10-7
Oct. 30	Tulsa	Knoxville		16/--	W	38-3
Nov. 6	S. Carolina (HC)	Knoxville		11/--	W	35-6
Nov. 20	Kentucky	Lexington		11/--	W	21-7
Nov. 27	Vanderbilt	Knoxville		11/--	W	19-7
Dec. 4	Penn State	Knoxville	ABC	12/5	W	31-11

Liberty Bowl

Dec. 20	Arkansas N	Memphis	ABC	9/18	W	14-13
---------	------------	---------	-----	------	---	-------

SEC Finish: T-4th • 9th AP 270-121



1972 10-2 • 4-2 SEC

Date	Opponent	Site	TV	AP Rank		
				UT/Opp	Result	Score
Sept. 9	Georgia Tech	Atlanta	ABC	15/--	W	34-3
Sept. 16	*Penn State N	Knoxville		7/6	W	28-21
Sept. 23	Wake Forest	Knoxville		5/--	W	45-6
Sept. 30	Auburn	Birmingham		4/--	L	6-10
Oct. 7	Memphis State	Memphis		10/--	W	38-7
Oct. 21	Alabama	Knoxville		10/3	L	10-17
Oct. 28	Hawaii	Knoxville		14/--	W	34-2
Nov. 4	Georgia	Athens		13/--	W	14-0
Nov. 18	Mississippi (HC)	Knoxville		13/--	W	17-0
Nov. 25	Kentucky	Knoxville		12/--	W	17-7
Dec. 2	Vanderbilt	Nashville		12/--	W	30-10

Astro Bluebonnet Bowl

Dec. 30	LSU N	Houston	MIZ	11/10	W	24-17
---------	-------	---------	-----	-------	---	-------

SEC Finish: 4th • 8th AP **297-100**

*First night game played at Neyland Stadium.

1973 8-4 • 3-3 SEC

Date	Opponent	Site	TV	AP Rank		
				UT/Opp	Result	Score
Sept. 15	Duke N	Knoxville		9/--	W	21-17
Sept. 22	Army	West Point		10/--	W	37-18
Sept. 29	Auburn	Knoxville		9/11	W	21-0
Oct. 6	Kansas	Memphis		9/--	W	28-27
Oct. 13	Georgia Tech	Knoxville		8/--	W	20-14
Oct. 20	Alabama	Birmingham	ABC	10/2	L	21-42
Oct. 27	Texas Christian	Knoxville		14/--	W	39-7
Nov. 3	Georgia (HC)	Knoxville		11/--	L	31-35
Nov. 17	Mississippi	Jackson	ABC	16/--	L	18-28
Nov. 24	Kentucky	Lexington		18-28	W	16-14
Dec. 1	Vanderbilt	Knoxville		19/--	W	20-17

Gator Bowl

Dec. 29	Texas Tech N	Jacksonville	ABC	20/11	L	19-28
---------	--------------	--------------	-----	-------	---	-------

SEC Finish: 4th • 19th AP **291-247**

1974 7-3-2 • 2-3-1 SEC

Date	Opponent	Site	TV	AP Rank		
				UT/Opp	Result	Score
Sept. 7	UCLA	Knoxville	ABC	16/12	T	17-17
Sept. 21	Kansas N	Knoxville		17t/--	W	17-3
Sept. 28	Auburn	Auburn		14/--	L	0-21
Oct. 5	Tulsa	Knoxville			W	17-10
Oct. 12	LSU N	Baton Rouge			L	10-20
Oct. 19	Alabama	Knoxville		--/4	L	6-28
Oct. 26	Clemson	Knoxville			W	29-28
Nov. 9	Memphis State	Knoxville			W	34-6
Nov. 16	Mississippi	Memphis			W	29-17
Nov. 23	Kentucky (HC)	Knoxville			W	24-7
Nov. 30	Vanderbilt	Nashville			T	21-21

Liberty Bowl

Dec. 16	Maryland N	Memphis	ABC	--/10	W	7-3
---------	------------	---------	-----	-------	---	-----

SEC Finish: T-7th • 20th AP **211-181**

1975 7-5 • 3-3 SEC

Date	Opponent	Site	TV	AP Rank		
				UT/Opp	Result	Score
Sept. 13	Maryland N	Knoxville		20/14	W	26-8
Sept. 20	UCLA	Los Angeles	ABC	10/12	L	28-34
Sept. 27	Auburn	Knoxville		16/--	W	21-17
Oct. 11	Louisiana State	Knoxville		19/--	W	24-10
Oct. 18	Alabama	Birmingham		16/6	L	7-30
Oct. 25	No. Texas State	Knoxville			L	14-21
Nov. 1	Colorado State	Knoxville			W	28-7
Nov. 8	Utah (HC)	Knoxville			W	40-7
Nov. 15	Mississippi	Memphis			L	6-23
Nov. 22	Kentucky	Lexington			W	17-13
Nov. 29	Vanderbilt	Knoxville			L	14-17
Dec. 6	Hawaii N	Honolulu			W	28-6

SEC Finish: 5th **253-193**

1976 6-5 • 2-4 SEC

Date	Opponent	Site	TV	AP Rank		
				UT/Opp	Result	Score
Sept. 11	Duke N	Knoxville			L	18-21
Sept. 18	Texas Christian N	Knoxville			W	31-0

Sept. 25	Auburn	Birmingham	ABC		L	28-38
Oct. 2	Clemson	Knoxville			W	21-19
Oct. 9	Georgia Tech	Atlanta			W	42-7
Oct. 16	Alabama	Knoxville	ABC	--/20	L	13-20
Oct. 23	Florida	Knoxville		--/11	L	18-20
Nov. 6	Memphis State	Memphis			W	21-14
Nov. 13	Mississippi (HC)	Knoxville			W	32-6
Nov. 20	Kentucky	Knoxville			L	0-7
Nov. 27	Vanderbilt	Nashville			W	13-10

SEC Finish: 8th **237-162**



JOHNNY MAJORS

1977-92

A Vol All-American tailback in the mid-1950s, Majors returned to his alma mater as the University's 19th head coach after guiding Pittsburgh to the national championship in 1976.

Coaching record: 116-62-8.

1977 4-7 • 1-5 SEC

Date	Opponent	Site	TV	AP Rank		
				UT/Opp	Result	Score
Sept. 10	California N	Knoxville			L	17-27
Sept. 17	Boston College N	Knoxville			W	24-18
Sept. 24	Auburn	Knoxville			L	12-14
Oct. 1	Oregon State	Knoxville			W	41-10
Oct. 8	Georgia Tech	Knoxville			L	8-24
Oct. 15	Alabama	Birmingham		--/4	L	10-24
Oct. 22	Florida	Gainesville		--/19	L	17-27
Nov. 5	Memphis St. (HC)	Knoxville			W	27-14
Nov. 12	Mississippi	Memphis			L	14-43
Nov. 19	Kentucky	Lexington		--/7	L	17-21
Nov. 26	Vanderbilt	Knoxville			W	42-7

SEC Finish: 8th **229-229**

1978 5-5-1 • 3-3 SEC

Date	Opponent	Site	TV	AP Rank		
				UT/Opp	Result	Score
Sept. 16	UCLA N	Knoxville		--/9	L	0-13
Sept. 23	Oregon State N	Knoxville			T	13-13
Sept. 30	Auburn	Birmingham	ABC		L	10-29
Oct. 7	Army	Knoxville			W	31-13
Oct. 21	Alabama	Knoxville		--/4	L	17-30
Oct. 28	Mississippi State	Memphis			L	21-34
Nov. 4	Duke	Knoxville			W	34-0
Nov. 11	Notre Dame	South Bend		--/14	L	14-31
Nov. 18	Mississippi (HC)	Knoxville			W	41-17
Nov. 25	Kentucky	Knoxville			W	29-14
Dec. 2	Vanderbilt	Nashville			W	41-15

SEC Finish: T-4th **251-209**

1979 7-5 • 3-3 SEC

Date	Opponent	Site	TV	AP Rank		
				UT/Opp	Result	Score
Sept. 15	Boston College N	Chestnut Hill			W	28-16
Sept. 22	Utah N	Knoxville			W	51-18
Sept. 29	Auburn	Knoxville			W	35-17
Oct. 6	Mississippi State	Memphis		19/--	L	9-28
Oct. 13	Georgia Tech	Knoxville			W	31-0
Oct. 20	Alabama	Birmingham		18/1	L	17-27
Nov. 3	Rutgers (HC)	Knoxville		17/--	L	7-13
Nov. 10	Notre Dame	Knoxville		--/13	W	40-18
Nov. 17	Mississippi	Jackson		19/--	L	20-44
Nov. 24	Kentucky	Lexington			W	20-17
Dec. 1	Vanderbilt	Knoxville			W	31-10

Bluebonnet Bowl

Dec. 31	Purdue N	Houston	MIZ	--/12	L	22-27
---------	----------	---------	-----	-------	---	-------

SEC Finish: T-5th **311-235**

1980 5-6 • 3-3 SEC

Date	Opponent	Site	TV	AP Rank		
				UT/Opp	Result	Score
Sept. 6	Georgia N	Knoxville		--/16	L	15-16
Sept. 13	Southern Cal N	Knoxville		--/5	L	17-20
Sept. 20	Washington State	Knoxville			W	35-23
Sept. 27	Auburn	Auburn		--/18	W	42-0

VOLMANAC

Oct. 11	Georgia Tech	Atlanta	ABC	--/1	W	23-10
Oct. 18	Alabama	Knoxville			L	0-27
Oct. 25	Pittsburgh	Knoxville		--/12	L	6-30
Nov. 1	Virginia (HC)	Knoxville			L	13-16
Nov. 15	Mississippi	Memphis			L	9-20
Nov. 22	Kentucky	Knoxville			W	45-14
Nov. 29	Vanderbilt	Nashville			W	51-13

SEC Finish: 6th **256-189**

1981 8-4 • 3-3 SEC

		AP Rank				
Date	Opponent	Site	TV	UT/Opp	Result	Score
Sept. 5	Georgia	Athens		--/10	L	0-44
Sept. 12	Southern Cal N	Los Angeles		--/5	L	7-43
Sept. 19	Colorado St. N	Knoxville			W	42-0
Sept. 26	Auburn	Knoxville			W	10-7
Oct. 10	Georgia Tech	Knoxville			W	10-7
Oct. 17	Alabama	Birmingham		--/15	L	19-38
Oct. 24	Memphis State	Memphis			W	28-9
Nov. 7	Wichita St. (HC)	Knoxville			W	24-21
Nov. 14	Mississippi	Knoxville			W	28-20
Nov. 21	Kentucky	Lexington			L	10-21
Nov. 28	Vanderbilt	Knoxville			W	38-34

Garden State Bowl

Dec. 13	Wisconsin	E. Rutherford	MIZ		W	28-21
---------	-----------	---------------	-----	--	---	-------

SEC Finish: T-4th **244-265**

1982 6-5-1 • 3-2-1 SEC

		AP Rank				
Date	Opponent	Site	TV	UT/Opp	Result	Score
Sept. 4	Duke N	Knoxville			L	24-25
Sept. 11	Iowa State N	Knoxville			W	23-21
Sept. 25	Auburn	Auburn			L	14-24
Oct. 2	Washington State	Knoxville			W	10-3
Oct. 9	LSU N	Baton Rouge		--/18	T	24-24
Oct. 16	Alabama	Knoxville		--/2	W	35-28
Oct. 23	Georgia Tech	Atlanta	ABC		L	21-31
Nov. 6	Memphis St. (HC)	Knoxville			W	29-3
Nov. 13	Mississippi	Jackson			W	30-17
Nov. 20	Kentucky	Knoxville			W	28-7
Nov. 27	Vanderbilt	Nashville			L	21-28

Peach Bowl

Dec. 31	Iowa	Atlanta	CBS		L	22-28
---------	------	---------	-----	--	---	-------

SEC Finish: 5th **281-239**

1983 9-3 • 4-2 SEC

		AP Rank				
Date	Opponent	Site	TV	UT/Opp	Result	Score
Sept. 3	Pittsburgh N	Knoxville			L	3-13
Sept. 10	New Mexico N	Knoxville			W	31-6
Sept. 24	Auburn	Knoxville		--/11	L	14-37
Oct. 1	The Citadel	Memphis			W	45-6
Oct. 8	LSU N	Knoxville	TBS		W	20-6
Oct. 15	Alabama	Birmingham		--/11	W	41-34
Oct. 22	Georgia Tech	Knoxville			W	37-3
Oct. 29	Rutgers	East Rutherford			W	7-0
Nov. 12	Mississippi N (HC)	Knoxville	TBS		L	10-13
Nov. 19	Kentucky	Lexington	CBS		W	10-0
Nov. 26	Vanderbilt	Knoxville	CBS		W	34-24

Florida Citrus Bowl

Dec. 17	Maryland N	Orlando	MIZ/ESPN	--/16t	W	30-23
---------	------------	---------	----------	--------	---	-------

SEC Finish: T-3rd **282-165**

1984 7-4-1 • 3-3 SEC

		AP Rank				
Date	Opponent	Site	TV	UT/Opp	Result	Score
Sept. 1	Washington St. N	Knoxville			W	34-27
Sept. 15	Utah N	Knoxville			W	27-21
Sept. 22	Army	Knoxville			T	24-24
Sept. 29	Auburn	Auburn	TBS	--/20	L	10-29
Oct. 13	Florida	Knoxville		--/18	L	30-43
Oct. 20	Alabama	Knoxville			W	28-27
Oct. 27	Georgia Tech	Atlanta			W	24-21
Nov. 10	Memphis St. (HC)	Knoxville			W	41-9
Nov. 17	Mississippi	Jackson			W	41-17
Nov. 24	Kentucky	Knoxville			L	12-17
Dec. 1	Vanderbilt	Nashville	TBS		W	29-13

Sun Bowl

Dec. 22	Maryland	El Paso	CBS	--/12	L	27-28
---------	----------	---------	-----	-------	---	-------

SEC Finish: T-5th **327-276**

1985 9-1-2 • 5-1 SEC

SEC CHAMPIONS

		AP Rank				
Date	Opponent	Site	TV	UT/Opp	Result	Score
Sept. 14	UCLA	Knoxville	ABC	--/10	T	26-26
Sept. 28	Auburn	Knoxville	ABC	--/1	W	38-20
Oct. 5	Wake Forest	Knoxville		16/--	W	31-29
Oct. 12	Florida	Gainesville		14/7	L	10-17
Oct. 19	Alabama	Birmingham	TBS	20/15	W	16-14
Oct. 26	Georgia Tech N	Knoxville	ESPN	16/--	T	6-6
Nov. 2	Rutgers (HC)	Knoxville		19/--	W	40-0
Nov. 9	Memphis State	Memphis		19/--	W	17-7
Nov. 16	Mississippi	Knoxville	TBS	18/--	W	34-14
Nov. 23	Kentucky	Lexington	TBS	16/--	W	42-0
Nov. 30	Vanderbilt	Knoxville	TBS	10/--	W	30-0

Sugar Bowl

Jan. 1	Miami (Fla.) N	New Orleans	ABC	8/2	W	35-7
--------	----------------	-------------	-----	-----	---	------

SEC Finish: 1st • 4th AP **325-140**

1986 7-5 • 3-3 SEC

		AP Rank				
Date	Opponent	Site	TV	UT/Opp	Result	Score
Sept. 6	New Mexico N	Knoxville		10/--	W	35-21
Sept. 13	Mississippi State	Knoxville	TBS	8/--	L	23-27
Sept. 27	Auburn	Auburn	ABC	--/8	L	8-34
Oct. 4	Texas-El Paso	Knoxville			W	26-16
Oct. 11	Army	Knoxville			L	21-25
Oct. 18	Alabama	Knoxville	ABC	--/2	L	28-56
Oct. 25	Georgia Tech N	Atlanta	TBS		L	13-14
Nov. 8	Memphis St. (HC)	Knoxville			W	33-3
Nov. 15	Mississippi	Jackson	TBS	--/20	W	22-10
Nov. 22	Kentucky	Knoxville			W	28-9
Nov. 29	Vanderbilt	Nashville			W	35-20

Liberty Bowl

Dec. 29	Minnesota N	Memphis	Raycom		W	21-14
---------	-------------	---------	--------	--	---	-------

SEC Finish: 6th **293-249**

1987 10-2-1 • 4-1-1 SEC

		AP Rank				
Date	Opponent	Site	TV	UT/Opp	Result	Score
Aug. 30	*Iowa	E. Rutherford	ABC	17/16	W	23-22
Sept. 5	Colorado State N	Knoxville		17/--	W	49-3
Sept. 12	Mississippi State	Starkville	TBS	14/--	W	38-10
Sept. 26	Auburn	Knoxville	TBS	11/3	T	20-20
Oct. 3	California	Knoxville	TBS	10/--	W	38-12
Oct. 17	Alabama N	Birmingham	ESPN	8/--	L	22-41
Oct. 24	Georgia Tech	Knoxville		13/--	W	29-15
Oct. 31	Boston College	Chestnut Hill	GAI	13/--	L	18-20
Nov. 7	Louisville	Knoxville		19/--	W	41-10
Nov. 14	Mississippi (HC)	Knoxville		18/--	W	55-13
Nov. 21	Kentucky	Lexington		15/--	W	24-22
Nov. 28	Vanderbilt	Knoxville	WZTV	16/--	W	38-36

Peach Bowl

Jan. 2	Indiana	Atlanta	MIZ	17/--	W	27-22
--------	---------	---------	-----	-------	---	-------

SEC Finish: 3rd • 14th AP **422-246**

*Kickoff Classic V

1988 5-6 • 3-4 SEC

		AP Rank				
Date	Opponent	Site	TV	UT/Opp	Result	Score
Sept. 3	Georgia N	Athens	ESPN	18/12	L	17-28
Sept. 10	Duke N	Knoxville			L	26-31
Sept. 17	LSU	Knoxville	TBS	--/9	L	9-34
Sept. 24	Auburn	Auburn	CBS	--/4	L	6-38
Oct. 1	Washington State	Knoxville			L	24-52
Oct. 15	Alabama	Knoxville		--/20	L	20-28
Oct. 22	Memphis State	Memphis			W	38-25
Nov. 5	Boston College (HC)	Knoxville			W	10-7
Nov. 12	Mississippi	Oxford			W	20-12
Nov. 19	Kentucky	Knoxville			W	28-24
Nov. 26	Vanderbilt	Nashville			W	14-7

SEC Finish: T-6th **212-286**



1989 11-1 • 6-1 SEC

SEC CHAMPIONS

Date	Opponent	Site	TV	AP Rank		Result	Score
				UT/Opp			
Sept. 2	Colorado State N	Knoxville				W	17-14
Sept. 9	UCLA N	Pasadena	PPV	--/6		W	24-6
Sept. 16	Duke N	Knoxville		17/--		W	28-6
Sept. 30	Auburn	Knoxville	CBS	12/4		W	21-14
Oct. 7	Georgia N (HC)	Knoxville	ESPN	6/--		W	17-14
Oct. 21	Alabama	Birmingham	CBS	6/10	L		30-47
Oct. 28	LSU	Baton Rouge	TBS	11/--		W	45-39
Nov. 11	Akron	Knoxville		11/--		W	52-9
Nov. 18	Mississippi	Knoxville	PPV	9/--		W	33-21
Nov. 25	Kentucky	Lexington	ESPN	8/--		W	31-10
Dec. 2	Vanderbilt	Knoxville	TBS	8/--		W	17-10

Cotton Bowl

Jan. 1	Arkansas	Dallas	CBS	8/10	W		31-27
--------	----------	--------	-----	------	---	--	-------

SEC Finish: T-1st • 5th AP 346-217

1990 9-2-2 • 5-1-1 SEC

SEC CHAMPIONS

Date	Opponent	Site	TV	AP Rank		Result	Score
				UT/Opp			
Aug. 26	*Colorado	Anaheim	NBC	8/5	T		31-31
Sept. 1	Pacific N	Knoxville	PPV	8/--		W	55-7
Sept. 8	Mississippi State	Starkville	TBS	8/--		W	40-7
Sept. 15	Texas-El Paso	Knoxville		7/--		W	56-0
Sept. 29	Auburn N	Auburn	ESPN	5/3	T		26-26
Oct. 13	Florida N (HC)	Knoxville	ESPN	5/9	W		45-3
Oct. 20	Alabama	Knoxville	ESPN	3/--	L		6-9
Nov. 3	Temple	Knoxville	PPV	11/--		W	41-20
Nov. 10	Notre Dame	Knoxville	CBS	9/1	L		29-34
Nov. 17	Mississippi	Memphis	CBS	14/15	W		22-13
Nov. 24	Kentucky	Knoxville	TBS	14/--		W	42-28
Dec. 1	Vanderbilt	Nashville	PPV	12/--		W	49-20

Sugar Bowl

Jan. 1	Virginia N	New Orleans	ABC	10/--	W		23-22
--------	------------	-------------	-----	-------	---	--	-------

SEC Finish: 1st • 8th AP 465-220

*Pigskin Classic I

1991 9-3 • 5-2 SEC

Date	Opponent	Site	TV	AP Rank		Result	Score
				UT/Opp			
Sept. 5	Louisville N	Louisville	ESPN	11/--		W	28-11
Sept. 14	UCLA	Knoxville	TBS	11/21	W		30-16
Sept. 21	Mississippi State	Knoxville	TBS	6/23	W		26-24
Sept. 28	Auburn N	Knoxville	ESPN	5/13	W		30-21
Oct. 12	Florida N	Gainesville	ESPN	4/10	L		18-35
Oct. 19	Alabama	Birmingham	ABC	8/14	L		19-24
Nov. 2	Memphis St. (HC)	Knoxville	PPV	14/--		W	52-24
Nov. 9	Notre Dame	South Bend	NBC	13/5	W		35-34
Nov. 16	Mississippi	Knoxville	PPV	10/--		W	36-25
Nov. 23	Kentucky	Lexington	TBS	10/--		W	16-7
Nov. 30	Vanderbilt	Knoxville	SPS	9/--		W	45-0

Fiesta Bowl

Jan. 1	Penn State	Tempe	NBC	10/6	L		17-42
--------	------------	-------	-----	------	---	--	-------

SEC Finish: 3rd • 14th AP 352-263

1992 9-3 • 5-3 SEC

Date	Opponent	Site	TV	AP Rank		Result	Score
				UT/Opp			
Sept. 5	S'western La. N	Knoxville		22/--		W	38-3
Sept. 12	Georgia	Athens	ABC	20/14	W		34-31
Sept. 19	Florida	Knoxville	ABC	14/4	W		31-14
Sept. 26	Cincinnati (HC)	Knoxville	PPV	8/--		W	40-0
Oct. 3	LSU N	Baton Rouge	ESPN	7/--		W	20-0
Oct. 10	Arkansas	Knoxville	JP	4/--	L		24-25
Oct. 17	Alabama	Knoxville	ABC	13/4	L		10-17
Oct. 31	South Carolina	Columbia	JP	16/--	L		23-24
Nov. 14	Memphis State	Memphis	PPV	23/--		W	26-21
Nov. 21	Kentucky	Knoxville	PPV	20/--		W	34-13
Nov. 28	Vanderbilt	Nashville	PPV	18/--		W	29-25

Hall of Fame Bowl

Jan. 1	Boston College	Tampa	ESPN	17/16	W		38-23
--------	----------------	-------	------	-------	---	--	-------

SEC Finish: 3rd East • 12th AP 347-196

EDITOR'S NOTE: The first three games of 1992 were credited to the coaching record of Phillip Fulmer, the other eight regular-season games to the record of Johnny Majors. Fulmer was officially named head coach Nov. 29, and the 1993 Hall of Fame Bowl game was added to his record.



PHILLIP FULMER

1992-2008

After serving as an assistant coach at UT for 14 seasons, the former Vol offensive line standout was named the 20th head coach at the close of the 1992 season. The Winchester, Tenn., native presided over one of the brightest times in UT history, including a four-year span when the Vols boasted a 45-5 record, culminating in the 1998 BCS National Championship.

Coaching record: 152-52-1.

1993 10-2 • 7-1 SEC

Date	Opponent	Site	TV	AP Rank		Result	Score
				UT/Opp			
Sept. 4	Louisiana Tech N	Knoxville	PPV	10/--	W		50-0
Sept. 11	Georgia N	Knoxville	ESPN	8/22	W		38-6
Sept. 18	Florida	Gainesville	ABC	5/9	L		34-41
Sept. 25	LSU	Knoxville	JP	11/--		W	42-20
Oct. 2	Duke (HC)	Knoxville	PPV	11/--		W	52-19
Oct. 9	Arkansas	Little Rock	JP	11/--		W	28-14
Oct. 16	Alabama*	Birmingham	ABC	10/2	T		17-17
Oct. 30	South Carolina	Knoxville	JP	8/--		W	55-3
Nov. 6	Louisville	Knoxville	ABC	7/13	W		45-10
Nov. 20	Kentucky	Lexington	ESPN	7/--		W	48-0
Nov. 27	Vanderbilt	Knoxville	JP	6/--		W	62-14

Florida Citrus Bowl

Jan. 1	Penn State	Orlando	ABC	6/13	L		13-31
--------	------------	---------	-----	------	---	--	-------

SEC Finish: T-1st East • 12th AP 484-175

*Game later forfeited to Tennessee as a result of NCAA sanctions.

1994 8-4 • 5-3 SEC

Date	Opponent	Site	TV	AP Rank		Result	Score
				UT/Opp			
Sept. 3	UCLA	Pasadena	ABC	13/14	L		23-25
Sept. 10	Georgia N	Athens	ESPN	19/23	W		41-23
Sept. 17	Florida N	Knoxville	ESPN	15/1	L		0-31
Sept. 24	Mississippi State	Starkville	JP	23/--	L		21-24
Oct. 1	Washington St. (HC)	Knoxville		--/17		W	10-9
Oct. 8	Arkansas	Knoxville	PPV			W	38-21
Oct. 15	Alabama N	Knoxville	ESPN	--/10	L		13-17
Oct. 29	South Carolina	Columbia				W	31-22
Nov. 12	*Memphis	Knoxville				W	24-13
Nov. 19	Kentucky	Knoxville	JP			W	52-0
Nov. 26	Vanderbilt	Nashville	JP			W	65-0

Gator Bowl

Dec. 30	Virginia Tech N	Gainesville	TBS	--/17	W		45-23
---------	-----------------	-------------	-----	-------	---	--	-------

SEC Finish: 2nd East • 22nd AP 363-208

1995 11-1 • 7-1 SEC

Date	Opponent	Site	TV	AP Rank		Result	Score
				UT/Opp			
Sept. 2	East Carolina N	Knoxville	PPV	8/--		W	27-7
Sept. 9	Georgia N	Knoxville	ESPN	8/--		W	30-27
Sept. 16	Florida	Gainesville	ABC	8/4	L		37-62
Sept. 23	Mississippi State	Knoxville	ABC	15/--		W	52-14
Sept. 30	Oklahoma St. (HC)	Knoxville	PPV	12/--		W	31-0
Oct. 7	Arkansas	Fayetteville	PPV	10/18	W		49-31
Oct. 14	Alabama N	Birmingham	ESPN	6/12	W		41-14
Oct. 28	South Carolina	Knoxville	JP	5/--		W	56-21
Nov. 4	Southern Miss	Knoxville	PPV	5/--		W	42-0
Nov. 18	Kentucky	Lexington	JP	4/--		W	34-31
Nov. 25	Vanderbilt	Knoxville	JP	5/--		W	12-7

Florida Citrus Bowl

Jan. 1	Ohio State	Orlando	ABC	4t/4t	W		20-14
--------	------------	---------	-----	-------	---	--	-------

SEC Finish: 2nd East • 3rd AP 431-228

EDITOR'S NOTE: NCAA established overtime period format, which abolished the tie as a viable conclusion to a game beginning with the 1996 football season.

1996 10-2 • 7-1 SEC

Date	Opponent	Site	AP Rank			Score
			TV	UT/Opp	Result	
Aug. 31	UNLV N	Knoxville	PPV	2/--	W	62-3
Sept. 7	UCLA N	Knoxville	CBS	2/--	W	35-20
Sept. 21	Florida	Knoxville	CBS	2/4	L	29-35
Oct. 3	Mississippi N	Memphis	ESPN	9/--	W	41-3
Oct. 12	Georgia N	Athens	ESPN	7/--	W	29-17
Oct. 26	Alabama	Knoxville	CBS	6/7	W	20-13
Nov. 2	South Carolina	Columbia	JP	6/--	W	31-14
Nov. 9	Memphis	Memphis	CBS	6/--	L	17-21
Nov. 16	Arkansas (HC)	Knoxville	JP	12/--	W	55-14
Nov. 23	Kentucky	Knoxville	CBS	9/--	W	56-10
Nov. 30	Vanderbilt	Nashville	ESPN	9/--	W	14-7

Florida Citrus Bowl

Jan. 1	Northwestern	Orlando	ABC	9/11	W	48-28
--------	--------------	---------	-----	------	---	-------

SEC Finish: 2nd East • 9th AP 437-185

1997 11-2 • 7-1 SEC

SEC CHAMPIONS

Date	Opponent	Site	AP Rank			Score
			TV	UT/Opp	Result	
Aug. 30	Texas Tech N	Knoxville	ESPN	5/--	W	52-17
Sept. 6	UCLA	Pasadena	ABC	3/--	W	30-24
Sept. 20	Florida	Gainesville	CBS	4/2	L	20-33
Oct. 4	Mississippi	Knoxville	CBS	9/--	W	31-17
Oct. 11	Georgia	Knoxville	CBS	9/13	W	38-13
Oct. 18	Alabama N	Birmingham	ESPN	9/7	W	38-21
Nov. 1	South Carolina	Knoxville	JP	8/--	W	22-7
Nov. 8	So. Miss. (HC)	Knoxville	PPV	8/24	W	44-20
Nov. 15	Arkansas N	Little Rock	ESPN2	5/--	W	30-22
Nov. 22	Kentucky	Lexington	ESPN2	5/--	W	59-31
Nov. 29	Vanderbilt	Knoxville	CBS	3/--	W	17-10

SEC Championship Game

Dec. 6	Auburn N	Atlanta	ABC	3/11	W	30-29
--------	----------	---------	-----	------	---	-------

Orange Bowl

Jan. 2	Nebraska N	Miami	CBS	3/2	L	17-42
--------	------------	-------	-----	-----	---	-------

SEC Finish: 1st/1st East • 7th AP 428-286

1998 13-0 • 8-0 SEC

NATIONAL CHAMPIONS

NCAA CONSENSUS

SEC CHAMPIONS

Date	Opponent	Site	AP Rank			Score
			TV	UT/Opp	Result	
Sept. 5	Syracuse	Syracuse	ESPN	10/17	W	34-33
Sept. 19	*Florida N	Knoxville	CBS	6/2	W	20-17 OT
Sept. 26	Houston N	Knoxville	PPV	4/--	W	42-7
Oct. 3	Auburn	Auburn	CBS	3/--	W	17-9
Oct. 10	Georgia	Athens	CBS	4/7	W	22-3
Oct. 24	Alabama	Knoxville	CBS	3/--	W	35-18
Oct. 31	South Carolina	Columbia	JP	3/--	W	49-14
Nov. 7	UAB (HC)	Knoxville	PPV	2/--	W	37-13
Nov. 14	Arkansas	Knoxville	CBS	1/10	W	28-24
Nov. 21	Kentucky	Knoxville	CBS	1/--	W	59-21
Nov. 28	Vanderbilt	Nashville	ESPN2	1/--	W	41-0

SEC Championship Game

Dec. 5	Mississippi St. N	Atlanta	ABC	1/23	W	24-14
--------	-------------------	---------	-----	------	---	-------

Fiesta Bowl

Jan. 4	Florida State N	Tempe	ABC	1/2	W	23-16
--------	-----------------	-------	-----	-----	---	-------

SEC Finish: 1st/1st East • 1st AP 431-189

*First overtime game in Neyland Stadium and for Tennessee

1999 9-3 • 6-2 SEC

Date	Opponent	Site	AP Rank			Result	Score
			TV	UT/Opp	Result		
Sept. 4	Wyoming N	Knoxville	ESPN2	2/--	W	42-17	
Sept. 18	Florida N	Gainesville	CBS	2/4t	L	21-23	
Sept. 25	Memphis (HC)	Knoxville	PPV	7/--	W	17-16	
Oct. 2	Auburn N	Knoxville	ESPN	7/--	W	24-0	
Oct. 9	Georgia N	Knoxville	ESPN	6/10	W	37-20	
Oct. 23	Alabama	Tuscaloosa	CBS	5/10	W	21-7	
Oct. 30	South Carolina	Knoxville	PPV	4/--	W	30-7	
Nov. 6	Notre Dame N	Knoxville	ESPN	4/24	W	38-14	
Nov. 13	Arkansas	Fayetteville	JP	3/--	L	24-28	
Nov. 20	Kentucky	Lexington	JP	7/--	W	56-21	
Nov. 27	Vanderbilt	Knoxville	CBS	6/--	W	38-10	

Fiesta Bowl

Jan. 2	Nebraska N	Tempe	ABC	6/3	L	21-31
--------	------------	-------	-----	-----	---	-------

SEC Finish: 2nd East • 9th AP 369-194

2000 8-4 • 5-3 SEC

Date	Opponent	Site	AP Rank			Result	Score
			TV	UT/Opp	Result		
Sept. 2	Southern Miss N	Knoxville	ESPN	13/22	W	19-16	
Sept. 16	Florida	Knoxville	CBS	11/6	L	23-27	
Sept. 23	La.-Monroe (HC)	Knoxville	PPV	13/--	W	70-3	
Sept. 30	LSU N	Baton Rouge	ESPN	11/--	L	31-38 OT	
Oct. 7	Georgia N	Athens	ESPN	21/19	L	10-21	
Oct. 21	Alabama	Knoxville	CBS		W	20-10	
Oct. 28	South Carolina	Columbia	JP	--/17	W	17-14	
Nov. 4	Memphis	Memphis	Fox		W	19-17	
Nov. 11	Arkansas	Knoxville	JP		W	63-20	
Nov. 18	Kentucky	Knoxville	JP		W	59-20	
Nov. 25	Vanderbilt	Nashville	JP	25/--	W	28-26	

Cotton Bowl

Jan. 1	Kansas State	Dallas	Fox	21/11	L	21-35
--------	--------------	--------	-----	-------	---	-------

SEC Finish: T-2nd East • 25th AP 380-247

2001 11-2 • 7-1 SEC

Date	Opponent	Site	AP Rank			Result	Score
			TV	UT/Opp	Result		
Sept. 1	Syracuse	Knoxville	ESPN2	8/--	W	33-9	
Sept. 8	Arkansas N	Fayetteville	ESPN2	8/--	W	13-3	
Sept. 29	LSU N	Knoxville	ESPN	7/14	W	26-18	
Oct. 6	Georgia	Knoxville	CBS	6/--	L	24-26	
Oct. 20	Alabama	Tuscaloosa	CBS	11/--	W	35-24	
Oct. 27	South Carolina N	Knoxville	ESPN2	9/12	W	17-10	
Nov. 3	Notre Dame	South Bend	NBC	7/--	W	28-18	
Nov. 10	Memphis (HC)	Knoxville	PPV	6/--	W	49-28	
Nov. 17	Kentucky	Lexington	JP	6/--	W	38-35	
Nov. 24	Vanderbilt	Knoxville	CBS	7/--	W	38-0	
Dec. 1	Florida	Gainesville	CBS	5/2	W	34-32	

SEC Championship Game

Dec. 8	LSU N	Atlanta	CBS	2/21	L	20-31
--------	-------	---------	-----	------	---	-------

Florida Citrus Bowl

Jan. 1	Michigan	Orlando	ABC	8/17	W	45-17
--------	----------	---------	-----	------	---	-------

SEC Finish: 2nd/1st East • 4th AP 400-251

2002 8-5 • 5-3 SEC

Date	Opponent	Site	AP Rank			Result	Score
			TV	UT/Opp	Result		
Aug. 31	Wyoming	Nashville	ESPN2	4/--	W	47-7	
Sept. 7	Middle Tenn. N	Knoxville	PPV	4/--	W	26-3	
Sept. 21	Florida	Knoxville	CBS	4/10	L	13-30	
Sept. 28	Rutgers N	Knoxville	PPV	11/--	W	35-14	
Oct. 5	Arkansas N	Knoxville	ESPN	10/--	W	41-38 60T	
Oct. 12	Georgia	Athens	CBS	10/6	L	13-18	
Oct. 26	Alabama N	Knoxville	ESPN	16/19	L	14-34	
Nov. 2	South Carolina	Columbia	CBS	25/--	W	18-10	
Nov. 9	Miami (Fla.) (HC)	Knoxville	CBS	--/1	L	3-26	
Nov. 16	Mississippi State	Starkville	JP		W	35-17	
Nov. 23	Vanderbilt	Nashville	JP		W	24-0	
Nov. 30	Kentucky	Knoxville	JP		W	24-0	

Peach Bowl

Dec. 31	Maryland N	Atlanta	ESPN	--/20	L	3-30
---------	------------	---------	------	-------	---	------

SEC Finish: 3rd East 296-227

2003 10-3 • 6-2 SEC

Date	Opponent	Site	AP Rank		Result	Score
			TV	UT/Opp		
Aug. 30	Fresno State	Knoxville	ESPN2	12/--	W	24-6
Sept. 6	Marshall	Knoxville	ESPN2	12/--	W	34-24
Sept. 20	Florida	Gainesville	CBS	12/17	W	24-10
Sept. 27	South Carolina N	Knoxville	ESPN	8/--	W	23-20 OT
Oct. 4	Auburn N	Auburn	ESPN	7/--	L	21-28
Oct. 11	Georgia N	Knoxville	ESPN2	13/8	L	14-41
Oct. 25	Alabama	Tuscaloosa	CBS	22/--	W	51-43 SOT
Nov. 1	Duke (HC)	Knoxville	PPV	19/--	W	23-6
Nov. 8	Miami (Fla.)	Miami	ABC	18/6	W	10-6
Nov. 15	Mississippi State	Knoxville	JP	9/--	W	59-21
Nov. 22	Vanderbilt	Knoxville	CSS	9/--	W	48-0
Nov. 29	Kentucky	Lexington	JP	7/--	W	20-7

Peach Bowl

Jan. 2	Clemson	Atlanta	ESPN	6/--	L	14-27
--------	---------	---------	------	------	---	-------

SEC Finish: T-1st East • 15th AP 365-239

2004 10-3 • 7-1 SEC

Date	Opponent	Site	AP Rank		Result	Score
			TV	UT/Opp		
Sept. 5	UNLV N	Knoxville	ESPN	14/--	W	42-17
Sept. 18	Florida N	Knoxville	CBS	13/11	W	30-28
Sept. 25	La. Tech N (HC)	Knoxville	PPV	11/--	W	42-17
Oct. 2	Auburn N	Knoxville	ESPN	10/8	L	10-34
Oct. 9	Georgia	Athens	CBS	17/3	W	19-14
Oct. 16	Mississippi N	Oxford	ESPN2	13/--	W	21-17
Oct. 23	Alabama	Knoxville	CBS	11/--	W	17-13
Oct. 30	South Carolina	Columbia	JP	11/--	W	43-29
Nov. 6	Notre Dame	Knoxville	CBS	9/--	L	13-17
Nov. 20	Vanderbilt	Nashville	JP	15/--	W	38-33
Nov. 27	Kentucky	Knoxville	JP	15/--	W	37-31

SEC Championship Game

Dec. 4	Auburn N	Atlanta	CBS	15/3	L	28-38
--------	----------	---------	-----	------	---	-------

Cotton Bowl

Jan. 1	Texas A&M	Dallas	Fox	15/22	W	38-7
--------	-----------	--------	-----	-------	---	------

SEC Finish: 2nd/1st East • 13th AP 378-295

2005 5-6 • 3-5 SEC

Date	Opponent	Site	AP Rank		Result	Score
			TV	UT/Opp		
Sept. 3	UAB	Knoxville	JP	3/--	W	17-10
Sept. 17	Florida N	Gainesville	CBS	5/6	L	7-16
Sept. 26	LSU N	Baton Rouge	ESPN2	10/4	W	30-27 OT
Oct. 1	Mississippi	Knoxville	JP	10/--	W	27-10
Oct. 8	Georgia	Knoxville	CBS	8/5	L	14-27
Oct. 22	Alabama	Tuscaloosa	CBS	17/5	L	3-6
Oct. 29	South Carolina N	Knoxville	ESPN2	23/--	L	15-16
Nov. 5	Notre Dame	South Bend	NBC	--/8	L	21-41
Nov. 12	Memphis (HC)	Knoxville	PPV		W	20-16
Nov. 19	Vanderbilt	Knoxville	JP	L	24-28	
Nov. 26	Kentucky	Lexington	JP	W	27-8	

SEC Finish: T-4th East 205-205

2006 9-4 • 5-3 SEC

Date	Opponent	Site	AP Rank		Result	Score
			TV	UT/Opp		
Sept. 2	California	Knoxville	ESPN	23/9	W	35-18
Sept. 9	Air Force N	Knoxville	PPV	11/--	W	31-30
Sept. 16	Florida N	Knoxville	CBS	13/7	L	20-21
Sept. 23	Marshall (HC)	Knoxville	PPV	15/--	W	33-7
Sept. 30	Memphis	Memphis	ESPN	15/--	W	41-7
Oct. 7	Georgia N	Athens	ESPN	13/10	W	51-33
Oct. 21	Alabama	Knoxville	CBS	7/--	W	16-13
Oct. 28	South Carolina N	Columbia	ESPN	8/--	W	31-24
Nov. 4	LSU	Knoxville	CBS	8/13	L	24-28
Nov. 11	Arkansas N	Fayetteville	ESPN2	13/11	L	14-31
Nov. 18	Vanderbilt	Nashville	LFN	22/--	W	39-10
Nov. 25	Kentucky	Knoxville	LFN	19/--	W	17-12

Outback Bowl

Jan. 1	Penn State	Tampa	ESPN	17/--	L	10-20
--------	------------	-------	------	-------	---	-------

SEC Finish: 2nd East • 25th AP 362-254

2007 10-4 • 6-2 SEC

Date	Opponent	Site	AP Rank		Result	Score
			TV	UT/Opp		
Sept. 1	California	Berkeley	ABC	15/12	L	31-45
Sept. 8	Southern Miss N	Knoxville	PPV	23/--	W	39-19
Sept. 15	Florida	Gainesville	CBS	22/5	L	20-59
Sept. 22	Arkansas State N	Knoxville	PPV	W	48-27	
Oct. 6	Georgia	Knoxville	CBS	--/12	W	35-14
Oct. 13	Mississippi State	Starkville	PPV	25/--	W	33-21
Oct. 20	Alabama	Tuscaloosa	LFN	20/--	L	17-41
Oct. 27	South Carolina N	Knoxville	ESPN	24/15	W	27-24 OT
Nov. 3	La.-Lafayette (HC)	Knoxville	PPV	24/--	W	59-7
Nov. 10	Arkansas	Knoxville	LFN	22/--	W	34-13
Nov. 17	Vanderbilt	Knoxville	PPV	19/--	W	25-24
Nov. 24	Kentucky	Lexington	CBS	19/--	W	52-50 4OT

SEC Championship Game

Dec. 1	LSU	Atlanta	CBS	14/5	L	14-21
--------	-----	---------	-----	------	---	-------

Outback Bowl

Jan. 1	Wisconsin	Tampa	ESPN	16/18	W	21-17
--------	-----------	-------	------	-------	---	-------

SEC Finish: 1st East • 12th AP 455-382

2008 5-7 • 3-5 SEC

Date	Opponent	Site	AP Rank		Result	Score
			TV	UT/Opp		
Sept. 1	UCLA	Pasadena	ESPN	18/--	L	24-27 OT
Sept. 13	UAB	Knoxville	Raycom		W	35-3
Sept. 20	Florida	Knoxville	CBS	--/4	L	6-30
Sept. 27	Auburn	Auburn	CBS	--/15	L	12-14
Oct. 4	No. Illinois N	Knoxville	PPV		W	13-9
Oct. 11	Georgia	Athens	CBS	--/10	L	14-26
Oct. 18	Mississippi St. N	Knoxville	PPV		W	34-3
Oct. 25	Alabama N	Knoxville	ESPN	--/2	L	9-29
Nov. 1	South Carolina N	Columbia	ESPN2		L	6-27
Nov. 8	Wyoming (HC)	Knoxville	PPV		L	7-13
Nov. 22	Vanderbilt	Nashville	Raycom		W	20-10
Nov. 29	Kentucky N	Knoxville	ESPN2		W	28-10

SEC Finish: 5th East 208-201



LANE KIFFIN

2009

The son of NFL defensive guru Monte Kiffin and a former national championship offensive coordinator at Southern California, Lane Kiffin occupied the head coaching reins at UT in 2009.

Coaching record: 7-6.

2009 7-6 • 4-4 SEC

Date	Opponent	Site	AP Rank		Result	Score
			TV	UT/Opp		
Sept. 5	Western Kentucky	Knoxville	SEC		W	63-7
Sept. 12	UCLA	Knoxville	ESPN		L	15-19
Sept. 19	Florida	Gainesville	CBS	--/1	L	13-23
Sept. 26	Ohio N	Knoxville	PPV		W	34-23
Oct. 3	Auburn N	Knoxville	ESPN		L	22-26
Oct. 10	Georgia	Knoxville	SEC		W	45-19
Oct. 24	Alabama	Tuscaloosa	CBS	--/1	L	10-12
Oct. 31	South Carolina N	Knoxville	ESPN	--/21	W	31-13
Nov. 7	Memphis (HC) N	Knoxville	ESPNU		W	56-28
Nov. 14	Mississippi	Oxford	CBS		L	17-42
Nov. 21	Vanderbilt N	Knoxville	ESPNU		W	31-16
Nov. 28	Kentucky N	Lexington	ESPNU		W	30-24 OT

Chick-fil-A Bowl

Dec. 31	Virginia Tech N	Atlanta	ESPN	--/12	L	14-37
---------	-----------------	---------	------	-------	---	-------

SEC Finish: T-2nd East 381-289



DEREK DOOLEY

2010-12

After spending three seasons at Louisiana Tech, Dooley took over the UT program in January 2010 and led the Vols to their 49th bowl appearance in his first season. He spent nearly three seasons with UT before being replaced for the final game of 2012.

Coaching record: 15-21.

2010 6-7 • 3-5 SEC

Date	Opponent	Site	AP Rank		Result	Score
			TV	UT/Opp		
Sept. 4	UT Martin N	Knoxville	PPV		W	50-0
Sept. 11	Oregon N	Knoxville	ESPN2	--/7	L	13-48
Sept. 18	Florida	Knoxville	CBS	--/10	L	17-31
Sept. 25	UAB	Knoxville	SEC		W	32-29 2OT
Oct. 2	LSU	Baton Rouge	CBS	--/12	L	14-16
Oct. 9	Georgia	Athens	SEC		L	14-41
Oct. 23	Alabama N	Knoxville	ESPN	--/7	L	10-41
Oct. 30	South Carolina	Columbia	SEC	--/17	L	24-38
Nov. 6	Memphis N	Memphis	CBSC		W	50-14
Nov. 13	Mississippi (HC)	Knoxville	CBS		W	52-14
Nov. 20	Vanderbilt N	Nashville	CSS		W	24-10
Nov. 27	Kentucky	Knoxville	SEC		W	24-14

Music City Bowl

Dec. 30	North Carolina	Nashville	ESPN		L	27-30 2OT
---------	----------------	-----------	------	--	---	-----------

SEC Finish: T-3rd East

351-326

2011 5-7 • 1-7 SEC

Date	Opponent	Site	AP Rank		Result	Score
			TV	UT/Opp		
Sept. 3	Montana N	Knoxville	PPV		W	42-16
Sept. 10	Cincinnati	Knoxville	ESPN2		W	45-23
Sept. 17	Florida	Gainesville	CBS	--/16	L	23-33
Oct. 1	Buffalo	Knoxville	CSS		W	41-10
Oct. 8	Georgia N	Knoxville	ESPN2		L	12-20
Oct. 15	LSU	Knoxville	CBS	--/1	L	7-38
Oct. 22	Alabama N	Tuscaloosa	ESPN2	--/2	L	6-37
Oct. 29	South Carolina N	Knoxville	ESPN2	--/14	L	3-14
Nov. 5	Middle Tenn N (HC)	Knoxville	FSN		W	27-0
Nov. 12	Arkansas	Fayetteville	ESPN2	--/8	L	7-49
Nov. 19	Vanderbilt N	Knoxville	ESPN		W	27-21 OT
Nov. 26	Kentucky	Lexington	SEC		L	7-10

SEC Finish: 6th East

244-271

2012 5-7 • 1-7 SEC

Date	Opponent	Site	AP Rank		Result	Score
			TV	UT/Opp		
Aug. 31	NC State N	Atlanta	ESPNU		W	35-21
Sept. 8	Georgia State	Knoxville	PPV		W	51-13
Sept. 15	Florida N	Knoxville	ESPN	23/18	L	20-37
Sept. 22	Akron N	Knoxville	CSS		W	47-26
Sept. 29	Georgia	Athens	CBS	--/5	L	44-51
Oct. 13	Mississippi State N	Starkville	ESPN2	--/19	L	31-41
Oct. 20	Alabama N	Knoxville	ESPN	--/1	L	13-44
Oct. 27	South Carolina	Columbia	ESPN	--/17	L	35-38
Nov. 3	Troy	Knoxville	FSN		W	55-48
Nov. 10	Missouri	Knoxville	SEC		L	48-51 4OT
Nov. 17	Vanderbilt N	Nashville	ESPN2		L	18-41
Nov. 24	Kentucky	Knoxville	SEC		W	37-17

SEC Finish: 6th East

434-428

EDITOR'S NOTE: Offensive coordinator Jim Chaney coached the final game of 2012 after Dooley was let go as head coach on Nov. 18, 2012.



BUTCH JONES

2013-PRESENT

Butch Jones was named the head coach of the Vols on Dec. 7, 2012 after winning four conference championships in his first six seasons as a college head coach at Central Michigan and Cincinnati.

Coaching record: 30-21.

2013 5-7 • 2-6 SEC

Date	Opponent	Site	AP Rank		Result	Score
			TV	UT/Opp		
Aug. 31	Austin Peay N	Knoxville	PPV		W	45-0
Sept. 7	Western Kentucky	Knoxville	SEC TV		W	52-20
Sept. 14	Oregon	Eugene	ABC	--/2	L	14-59
Sept. 21	Florida	Gainesville	CBS	--/19	L	17-31
Sept. 28	South Alabama	Knoxville	SEC TV		W	31-24
Oct. 5	Georgia	Knoxville	CBS	--/6	L	31-34 OT
Oct. 19	South Carolina	Knoxville	ESPN	--/11	W	23-21
Oct. 26	Alabama	Tuscaloosa	CBS	--/1	L	10-45
Nov. 2	Missouri N	Columbia	ESPN	--/10	L	3-31
Nov. 9	Auburn (HC)	Knoxville	ESPN	--/7	L	23-55
Nov. 23	Vanderbilt N	Knoxville	ESPN2		L	10-14
Nov. 30	Kentucky N	Lexington	ESPNU		W	27-14

SEC Finish: 6th East

286-348

2014 7-6 • 3-5 SEC

Date	Opponent	Site	AP Rank		Result	Score
			TV	UT/Opp		
Aug. 31	Utah State N	Knoxville	SECN		W	38-7
Sept. 6	Arkansas State	Knoxville	SECN		W	34-19
Sept. 13	Oklahoma N	Norman	ABC	--/4	L	10-34
Sept. 27	Georgia	Athens	ESPN	--/12	L	32-35
Oct. 4	Florida	Knoxville	SECN		L	9-10
Oct. 11	Chattanooga	Knoxville	SECN		W	45-10
Oct. 18	Ole Miss N	Oxford	ESPN	--/3	L	3-34
Oct. 25	Alabama N	Knoxville	ESPN2	--/4	L	20-34
Nov. 1	South Carolina N	Columbia	SECN		W	45-42 OT
Nov. 15	Kentucky	Knoxville	SECN		W	50-16
Nov. 22	Missouri N	Knoxville	ESPN	--/19	L	21-29
Nov. 29	Vanderbilt	Nashville	SECN		W	24-17

TaxSlayer Bowl

Jan. 2	Iowa	Jacksonville	ESPN		W	45-28
--------	------	--------------	------	--	---	-------

SEC Finish: T-4th East

376-315

2015 9-4 • 5-3 SEC

Date	Opponent	Site	AP Rank		Result	Score
			TV	UT/Opp		
Sept. 5	Bowling Green	Nashville	SECN	25/--	W	59-30
Sept. 12	Oklahoma N	Knoxville	ESPN	23/19	L	24-31 2OT
Sept. 19	W. Carolina N	Knoxville	ESPNU		W	55-10
Sept. 26	Florida	Gainesville	CBS		L	27-28
Oct. 3	Arkansas N	Knoxville	ESPN2		L	20-24
Oct. 10	Georgia	Knoxville	CBS	--/19	W	38-31
Oct. 24	Alabama	Tuscaloosa	CBS	--/8	L	14-19
Oct. 31	Kentucky N	Lexington	SECN		W	52-21
Nov. 7	South Carolina	Knoxville	SECN		W	27-24
Nov. 14	North Texas	Knoxville	SECN		W	24-0
Nov. 21	Missouri N	Columbia	ESPN2		W	19-8
Nov. 28	Vanderbilt	Knoxville	SECN		W	53-28

Outback Bowl

Jan. 1	Northwestern	Tampa	ESPN2	--/12	W	45-6
--------	--------------	-------	-------	-------	---	------

SEC Finish: 2nd East • 22nd AP

457-260

Date	Opponent	Site	TV	AP Rank		Result	Score
				UT/Opp			
Sept. 1	Appalachian St.	Knoxville	SECN	9/--	W	20-13	OT
Sept. 10	Virginia Tech	Bristol	ABC	17/--	W	45-24	
Sept. 17	Ohio	Knoxville	SECN	15/--	W	28-19	
Sept. 24	Florida	Knoxville	CBS	14/19	W	38-28	
Oct. 1	Georgia	Athens	CBS	11/25	W	34-31	
Oct. 8	Texas A&M	College Station	CBS	9/8	L	38-45	2OT
Oct. 15	Alabama	Knoxville	CBS	9/1	L	10-49	
Oct. 29	South Carolina	Columbia	ESPN2	18/--	L	21-24	
Nov. 5	Tennessee Tech	Knoxville	SECN Alt		W	55-0	
Nov. 12	Kentucky	Knoxville	SECN		W	49-36	
Nov. 19	Missouri	Knoxville	CBS		W	63-37	
Nov. 26	Vanderbilt	Nashville	SECN		L	34-45	
Franklin American Mortgage Company Music City Bowl							
Dec. 30	Nebraska	Nashville	ESPN	RV/24	W	38-24	

SEC Finish: T-2nd East • 22nd AP, 24th Coaches 473-375
21st CFP Rankings

Championships in gray boxes; N—Night game (starts 6 p.m., or later locally); (HC)—Homecoming; OT—Overtime game; TV—Televised game; Networks displayed are CBS, NBC, ABC, ESPN, ESPN2, JP (Jefferson Pilot), CBS College Sports (CBCS), Comcast Sports South (CSS), Fox, LFN (Lincoln Financial Network), MIZ (Mizlou Network), RAY (Raycom Network), TBS (Turner Sports), GAI (Great American Independent Football Network), SPS (Sports South), SEC (SEC Production), SECN (SEC Network), SEC TV (SEC TV), PPV (PayPerView, Host Communications).



SERIES RECORDS VS. OPPONENTS

Opponent	First Game	Last Game	W	L	T
Air Force	1970	2006	2	0	0
Akron	1989	2012	2	0	0
Alabama	1901	2016	38	54	7
UAB	1998	2010	4	0	0
American Temperance Univ.	1905	1906	2	0	1
Appalachian State	2016	2016	1	0	0
Arkansas	1907	2015	13	5	0
Arkansas State	2007	2014	2	0	0
Army	1923	1986	5	2	1
Asheville Athletes	1893	1893	1	0	0
Athens	1913	1913	1	0	0
Auburn	1900	2013	21	28	3
Austin Peay	2013	2013	1	0	0
Baylor	1956	1956	0	1	0
Boston College	1940	1992	8	2	0
Bowling Green	2015	2015	1	0	0
Bristol A.C.	1897	1897	1	0	0
Buffalo	2011	2011	1	0	0
California	1977	2007	2	2	0
UC Santa Barbara	1971	1971	1	0	0
Camp Benning	1922	1922	1	0	0
Carson-Newman	1903	1931	12	0	0
Central University	1896	1896	1	0	0
Centre	1905	1935	10	3	2
Chattanooga A.C.	1892	1896	2	0	0
Chattanooga [Grant]	1899	2014	38	2	2
Cincinnati	1904	2011	5	1	0
The Citadel	1938	1983	3	0	0
Clemson	1901	2003	11	6	2
Colorado	1990	1990	0	0	1
Colorado State	1975	1989	4	0	0
Cumberland (Ky.)	1896	1897	2	0	0
Cumberland (Tenn.)	1915	1915	1	0	0
Dartmouth	1921	1921	0	1	0
Davidson	1913	1913	1	0	0
Dayton	1941	1955	4	0	0
Duke [Trinity Coll.]	1893	2003	14	13	2
East Carolina	1995	1995	1	0	0
Emory & Henry	1920	1925	5	0	0
Florida	1916	2016	20	26	0
Florida State	1958	1998	1	1	0
Fordham	1934	1942	1	1	0
Fresno State	2003	2003	1	0	0
Furman	1941	1942	2	0	0
George Wash.	1933	1933	1	0	0
Georgetown (Ky.)	1900	1923	3	0	0
Georgia	1899	2016	23	21	2
Georgia State	2012	2012	1	0	0
Georgia Tech	1902	1987	24	17	2
Hawaii	1972	1975	2	0	0
Houston	1953	1998	2	1	0
Howard	1910	1941	2	0	0
Indiana	1987	1987	1	0	0
Iowa	1982	2014	2	1	0
Iowa State	1982	1982	1	0	0
Kansas	1973	1974	2	0	0
Kansas State	2000	2000	0	1	0
Kentucky [Ky. A&M]	1893	2016	79	24	9
King	1897	1914	7	0	0
Louisiana-Lafayette	1992	2007	2	0	0
Louisiana-Monroe	2000	2000	1	0	0
LSU	1925	2011	20	9	3
Louisiana Tech	1993	2004	2	0	0
Louisville	1914	1993	5	0	0
Marshall	2003	2006	2	0	0
Maryland	1951	2002	5	3	0
Maryville	1892	1936	25	1	1
Memphis [State]	1968	2010	22	1	0
Mercer	1912	1940	2	1	0
Miami (Fla.)	1985	2003	2	1	0
Michigan	2001	2001	1	0	0
Middle Tennessee	2002	2011	2	0	0
Minnesota	1986	1986	1	0	0

Opponent	First Game	Last Game	W	L	T
Mississippi	1902	2014	44	20	1
Miss St. [Miss. A&M]	1907	2012	28	16	1
Missouri	2012	2016	2	3	0
Montana	2011	2011	1	0	0
Mooney School	1910	1911	2	0	0
Nashville	1901	1904	2	1	1
Nebraska	1997	2016	1	2	0
UNLV	1996	2004	2	0	0
New Mexico	1983	1986	2	0	0
New York Univ.	1931	1931	1	0	0
North Carolina	1893	2010	20	11	1
NC State	1911	2012	2	1	0
North Texas	1975	2015	1	1	0
Northern Illinois	2008	2008	1	0	0
Northwestern	1996	2015	2	0	0
Notre Dame	1978	2005	4	4	0
Ohio	2009	2016	2	0	0
Ohio State	1995	1995	1	0	0
Oklahoma	1938	2015	1	3	0
Oklahoma State	1995	1995	1	0	0
Oregon	2010	2013	0	2	0
Oregon State	1977	1978	1	0	1
Pacific	1990	1990	1	0	0
Penn State	1971	2006	2	3	0
Pittsburgh	1980	1983	0	2	0
Purdue	1979	1979	0	1	0
Rhodes	1911	1940	3	0	0
Rice	1946	1968	2	1	0
Richmond	1963	1963	1	0	0
Rutgers	1979	2002	3	1	0
Sewanee	1891	1939	12	10	0
South Alabama	2013	2013	1	0	0
South Carolina	1903	2016	25	8	2
Southern California	1939	1981	0	4	0
Southern Meth.	1970	1970	1	0	0
Southern Miss.	1950	2007	5	0	0
Syracuse	1966	2001	3	0	0
Tampa	1960	1967	2	0	0
Temple	1944	1990	2	0	0
Tenn.-Martin	2010	2010	1	0	0
Tenn. Med. School	1911	1912	1	0	1
Tenn. Military Inst.	1907	1907	1	0	0
Tenn. School Deaf	1905	1905	1	0	0
Tenn.Tech	1947	2016	6	0	0
Texas	1950	1968	1	2	0
Texas A&M	1957	2016	2	1	0
Texas Christian	1973	1976	2	0	0
UTEP	1986	1990	2	0	0
Texas Tech	1973	1997	1	1	0
Transylvania	1899	1927	4	1	0
Troy	2012	2012	1	0	0
Tulane	1923	1967	4	1	0
Tulsa	1942	1974	5	0	0
Tusculum	1915	1919	3	0	0
UCLA	1965	2009	7	6	2
Utah	1975	1984	3	0	0
Utah State	2014	2014	1	0	0
Vanderbilt	1892	2016	75	30	5
Villanova	1945	1945	1	0	0
Virginia	1927	1990	3	1	0
Virginia Military	1923	1923	0	1	0
Virginia Tech	1896	2016	6	3	0
Wake Forest	1892	1985	6	3	0
Washington & Lee	1899	1951	5	0	0
Washington State	1980	1994	4	1	0
Western Carolina	2015	2015	1	0	0
Western Kentucky	2009	2013	2	0	0
Wichita State	1981	1981	1	0	0
William & Mary	1945	1945	1	0	0
Wisconsin	1981	2007	2	0	0
Wofford	1952	1952	1	0	0
Wyoming	1999	2008	2	1	0
Totals	1891	2016	829	375	53



ALL-TIME SERIES RESULTS

AIR FORCE

(2-0-0)

1970	New Orleans	W	34-13
2006	Knoxville	W	31-30

AKRON

(2-0-0)

1989	Knoxville	W	52-9
2012	Knoxville	W	47-26

ALABAMA

(38-54-7)

at Knoxville: 20-25-1

at Tuscaloosa: 4-8

at Birmingham: 14-21-6

Biggest Win: 27 points (41-14, 1969 and 1995, both in Birmingham)

Biggest Loss: 51 points (51-0, 1906 in Birmingham)

Longest Winning Streak: 7 games (1995-2001)

Longest Losing Streak: 11 games (1971-81)

Current Streak: Alabama 10 games

1901	Birmingham	T	6-6
1903	Birmingham	L	0-24
1904	Birmingham	W	5-0
1905	Birmingham	L	0-29
1906	Birmingham	L	0-51
1907	Birmingham	L	0-5
1908	Birmingham	L	0-4
1909	Knoxville	L	0-10
1912	Birmingham	L	0-7
1913	Tuscaloosa	L	0-6
1914	Knoxville	W	17-7
1928	Tuscaloosa	W	15-13
1929	Knoxville	W	6-0
1930	Tuscaloosa	L	6-18
1931	Knoxville	W	25-0
1932	Birmingham	W	7-3
1933	Knoxville	L	6-12
1934	Birmingham	L	6-13
1935	Knoxville	L	0-25
1936	Birmingham	T	0-0
1937	Knoxville	L	7-14
1938	Birmingham	W	13-0
1939	Knoxville	W	21-0
1940	Birmingham	W	27-12
1941	Knoxville	L	2-9
1942	Birmingham	L	0-8
1944	Knoxville	T	0-0
1945	Birmingham	L	7-25
1946	Knoxville	W	12-0
1947	Birmingham	L	0-10
1948	Knoxville	W	21-6
1949	Birmingham	T	7-7
1950	Knoxville	W	14-9
1951	Birmingham	W	27-13
1952	Knoxville	W	20-0
1953	Birmingham	T	0-0
1954	Knoxville	L	0-27
1955	Birmingham	W	20-0
1956	Knoxville	W	24-0
1957	Birmingham	W	14-0
1958	Knoxville	W	14-7
1959	Birmingham	T	7-7
1960	Knoxville	W	20-7
1961	Birmingham	L	3-34
1962	Knoxville	L	7-27
1963	Birmingham	L	0-35
1964	Knoxville	L	8-19

1965	Birmingham	T	7-7
1966	Knoxville	L	10-11
1967	Birmingham	W	24-13
1968	Knoxville	W	10-9
1969	Birmingham	W	41-14
1970	Knoxville	W	24-0
1971	Birmingham	L	15-32
1972	Knoxville	L	10-17
1973	Birmingham	L	21-42
1974	Knoxville	L	6-28
1975	Birmingham	L	7-30
1976	Knoxville	L	13-20
1977	Birmingham	L	10-24
1978	Knoxville	L	17-30
1979	Birmingham	L	17-27
1980	Knoxville	L	0-27
1981	Birmingham	L	19-38
1982	Knoxville	W	35-28
1983	Birmingham	W	41-34
1984	Knoxville	W	28-27
1985	Birmingham	W	16-14
1986	Knoxville	L	28-56
1987	Birmingham	L	22-41
1988	Knoxville	L	20-28
1989	Birmingham	L	30-47
1990	Knoxville	L	6-9
1991	Birmingham	L	19-24
1992	Knoxville	L	10-17
1993	Birmingham*	T	17-17
1994	Knoxville	L	13-17
1995	Birmingham	W	41-14
1996	Knoxville	W	20-13
1997	Birmingham	W	38-21
1998	Knoxville	W	35-18
1999	Tuscaloosa	W	21-7
2000	Knoxville	W	20-10
2001	Tuscaloosa	W	35-24
2002	Knoxville	L	14-34
2003	Tuscaloosa (50T)	W	51-43
2004	Knoxville	W	17-13
2005	Tuscaloosa	L	3-6
2006	Knoxville	W	16-13
2007	Tuscaloosa	L	17-41
2008	Knoxville	L	9-29
2009	Tuscaloosa	L	10-12
2010	Knoxville	L	10-41
2011	Tuscaloosa	L	6-37
2012	Knoxville	L	13-44
2013	Tuscaloosa	L	10-45
2014	Knoxville	L	20-34
2015	Tuscaloosa	L	14-19
2016	Knoxville	L	10-49

* Game later forfeited to Tennessee as a result of NCAA sanctions.

ALA.-BIRMINGHAM (UAB)

(4-0-0)

1998	Knoxville	W	37-13
2005	Knoxville	W	17-10
2008	Knoxville	W	35-3
2010	Knoxville (20T)	W	32-29

AMERICAN TEMPERANCE U.

(2-0-1)

1905	Knoxville	W	104-0
1906	Knoxville	W	10-0
1906	Harriman	T	5-5

APPALACHIAN STATE

(1-0-0)

2016	Knoxville (OT)	W	20-13
------	----------------	---	-------

ARKANSAS

(13-5-0)

at Knoxville: 6-2

at Fayetteville: 2-3

at Little Rock: 3-0

Bowl Games: 2-0

Biggest Win: 43 points (63-20, 2000 in Knoxville)

Biggest Loss: 42 points (49-7, 2011 in Fayetteville)

Longest Winning Streak: 6 games (1993-98)

Longest Losing Streak: 2 games

Current Streak: Arkansas 2 games

1907	Little Rock	W	14-2
1971	Memphis	W	14-13
1990	Dallas	W	31-27
1992	Knoxville	L	24-25
1993	Little Rock	W	28-14
1994	Knoxville	W	38-21
1995	Fayetteville	W	49-31
1996	Knoxville	W	55-14
1997	Little Rock	W	30-22
1998	Knoxville	W	28-24
1999	Fayetteville	L	24-28
2000	Knoxville	W	63-20
2001	Fayetteville	W	13-3
2002	Knoxville (60T)	W	41-38
2006	Fayetteville	L	14-31
2007	Knoxville	W	34-13
2011	Fayetteville	L	7-49
2015	Knoxville	L	20-24

ARKANSAS STATE

(2-0-0)

2007	Knoxville	W	48-27
2014	Knoxville	W	34-19

ARMY

(5-2-1)

1923	West Point	L	0-41
1965	Knoxville	W	21-0
1966	Memphis	W	38-7
1970	Knoxville	W	48-3
1973	West Point	W	37-18
1978	Knoxville	W	31-13
1984	Knoxville	T	24-24
1986	Knoxville	L	21-25

ASHEVILLE ATHLETES

(1-0-0)

1893	Knoxville	W	12-6
------	-----------	---	------

ATHENS

(1-0-0)

1913	Knoxville	W	95-0
------	-----------	---	------

AUBURN

(21-28-3)

at Knoxville: 14-10-2

at Auburn: 2-7-1

at Birmingham: 4-10-0

at SEC Championship: 1-1

Biggest Win: 42 points (42-0, 1980 in Auburn)

Biggest Loss: 32 points (38-6, 1988 in Auburn & 55-23, 2013 in Knoxville)

Longest Winning Streak: 4 games

(1991-99)
 Longest Losing Streak: 6 games
 (2003-Pres.)

Current Streak: Auburn 6 games

1900	Birmingham	L	0-23
1929	Knoxville	W	27-0
1935	Birmingham	W	13-6
1936	Knoxville	L	0-6
1937	Birmingham	L	7-20
1938	Knoxville	W	7-0
1939	Knoxville	W	7-0
1956	Birmingham	W	35-7
1957	Knoxville	L	0-7
1958	Birmingham	L	0-13
1959	Knoxville	W	3-0
1960	Birmingham	W	10-3
1961	Knoxville	L	21-24
1962	Birmingham	L	21-22
1963	Knoxville	L	19-23
1964	Birmingham	L	0-3
1965	Knoxville	T	13-13
1966	Birmingham	W	28-0
1967	Knoxville	W	27-13
1968	Birmingham	L	14-28
1969	Knoxville	W	45-19
1970	Birmingham	L	23-36
1971	Knoxville	L	9-10
1972	Birmingham	L	6-10
1973	Knoxville	W	21-0
1974	Auburn	L	0-21
1975	Knoxville	W	21-17
1976	Birmingham	L	28-38
1977	Knoxville	L	12-14
1978	Birmingham	L	10-29
1979	Knoxville	W	35-17
1980	Auburn	W	42-0
1981	Knoxville	W	10-7
1982	Auburn	L	14-24
1983	Knoxville	L	14-37
1984	Auburn	L	10-29
1985	Knoxville	W	38-20
1986	Auburn	L	8-34
1987	Knoxville	T	20-20
1988	Auburn	L	6-38
1989	Knoxville	W	21-14
1990	Auburn	T	26-26
1991	Knoxville	W	30-21
1997	Atlanta	W	30-29
1998	Auburn	W	17-9
1999	Knoxville	W	24-0
2003	Auburn	L	21-28
2004	Knoxville	L	10-34
2004	Atlanta	L	28-38
2008	Auburn	L	12-14
2009	Knoxville	L	22-26
2013	Knoxville	L	23-55

AUSTIN PEAY

(1-0-0)

2013	Knoxville	W	45-0
------	-----------	---	------

BAYLOR

(0-1-0)

1956	New Orleans	L	7-13
------	-------------	---	------

BOSTON COLLEGE

(8-2-0)

1940	New Orleans	L	13-19
1941	Chestnut Hill	W	14-7
1946	Chestnut Hill	W	33-13
1947	Knoxville	W	38-13
1964	Knoxville	W	16-14
1977	Knoxville	W	24-18

1979	Chestnut Hill	W	28-16
1987	Chestnut Hill	L	18-20
1988	Knoxville	W	10-7
1992	Tampa	W	38-23

BOWLING GREEN

(1-0-0)

2015	Nashville	W	59-30
------	-----------	---	-------

BRISTOL A.C.

(1-0-0)

1897	Bristol	W	12-0
------	---------	---	------

BUFFALO

(1-0-0)

2011	Knoxville	W	41-10
------	-----------	---	-------

CALIFORNIA

(2-2-0)

1977	Knoxville	L	17-27
1987	Knoxville	W	38-12
2006	Knoxville	W	35-18
2007	Berkeley	L	31-45

UC SANTA BARBARA

(1-0-0)

1971	Knoxville	W	48-6
------	-----------	---	------

CAMP BENNING

(1-0-0)

1922	Columbus	W	15-0
------	----------	---	------

CARSON-NEWMAN

(12-0-0)

1903	Knoxville	W	38-0
1913	Knoxville	W	58-0
1914	Knoxville	W	89-0
1915	Knoxville	W	101-0
1922	Knoxville	W	32-7
1924	Knoxville	W	13-0
1926	Knoxville	W	13-0
1927	Knoxville	W	33-0
1928	Knoxville	W	57-0
1929	Knoxville	W	73-0
1930	Knoxville	W	34-0
1931	Knoxville	W	31-0

CENTRAL UNIVERSITY

(1-0-0)

1896	Knoxville	W	30-0
------	-----------	---	------

CENTRE

(10-3-2)

1905	Knoxville	W	31-5
1906	Knoxville	L	0-6
1909	Knoxville	T	0-0
1910	Knoxville	L	2-17
1911	Knoxville	T	0-0
1912	Knoxville	W	67-0
1915	Knoxville	W	80-0
1924	Knoxville	L	0-32
1925	Danville	W	12-0
1926	Knoxville	W	30-7
1928	Knoxville	W	41-7
1929	Knoxville	W	40-6
1930	Knoxville	W	18-0
1934	Knoxville	W	32-0
1935	Knoxville	W	25-14

CHATTANOOGA

(38-2-2)

AS GRANT

1899	Chattanooga	W	6-0
1900	Knoxville	W	28-0
1904	Chattanooga	W	23-0
1905	Chattanooga	L	0-5
1907	Knoxville	W	57-0
1908	Knoxville	W	35-6

AS CHATTANOOGA

1909	Chattanooga	T	0-0
1910	Knoxville	T	6-6
1913	Knoxville	W	21-0
1914	Knoxville	W	67-0
1916	Chattanooga	W	12-7
1920	Chattanooga	W	35-0
1921	Knoxville	W	21-0
1929	Chattanooga	W	20-0
1932	Chattanooga	W	13-0
1936	Knoxville	W	13-0
1938	Knoxville	W	45-0
1939	Chattanooga	W	28-0
1940	Knoxville	W	53-0
1945	Knoxville	W	30-0
1946	Knoxville	W	47-7
1947	Knoxville	W	26-7
1948	Knoxville	W	26-0
1949	Knoxville	W	39-7
1950	Knoxville	W	41-0
1951	Knoxville	W	42-13
1952	Knoxville	W	26-6
1953	Knoxville	W	40-7
1954	Knoxville	W	20-14
1955	Knoxville	W	13-0
1956	Knoxville	W	42-20
1957	Knoxville	W	28-13
1958	Knoxville	L	6-14
1959	Knoxville	W	23-0
1960	Knoxville	W	35-0
1961	Knoxville	W	20-7
1962	Knoxville	W	48-14
1963	Knoxville	W	49-7
1964	Knoxville	W	10-6
1966	Knoxville	W	28-10

AS TENNESSEE-CHATTANOOGA

1969	Knoxville	W	31-0
------	-----------	---	------

AS CHATTANOOGA

2014	Knoxville	W	45-10
------	-----------	---	-------

CHATTANOOGA A.C.

(2-0-0)

1892	Chattanooga	W	16-6
1896	Chattanooga	W	4-0

CINCINNATI

(5-1-0)

1904	Knoxville	L	0-35
1919	Knoxville	W	33-12
1941	Knoxville	W	21-6
1942	Knoxville	W	34-12
1992	Knoxville	W	40-0
2011	Knoxville	W	45-23

THE CITADEL

(3-0-0)

1938	Knoxville	W	44-0
1939	Knoxville	W	34-0
1983	Memphis	W	45-6

**CLEMSON**

(11-6-2)

1901	Knoxville	T	6-6
1902	Knoxville	L	0-11
1904	Knoxville	L	0-6
1905	Clemson	T	5-5
1906	Clemson	L	0-16
1907	Clemson	W	4-0
1908	Knoxville	W	6-5
1914	Knoxville	W	27-0
1915	Knoxville	L	0-3
1916	Clemson	W	14-0
1919	Clemson	L	0-14
1920	Knoxville	W	26-0
1930	Knoxville	W	27-0
1931	Knoxville	W	44-0
1938	Knoxville	W	20-7
1944	Knoxville	W	26-7
1974	Knoxville	W	29-28
1976	Knoxville	W	21-19
2003	Atlanta	L	14-27

COLORADO

(0-0-1)

1990	Anaheim	T	31-31
------	---------	---	-------

COLORADO STATE

(4-0-0)

1975	Knoxville	W	28-7
1981	Knoxville	W	42-0
1987	Knoxville	W	49-3
1989	Knoxville	W	17-14

CUMBERLAND (KY.)

(2-0-0)

AS WILLIAMSBURG INSTITUTE

1896	Knoxville	W	10-6
1897	Knoxville	W	6-0

CUMBERLAND (TENN.)

(1-0-0)

1915	Knoxville	W	101-0
------	-----------	---	-------

DARTMOUTH

(0-1-0)

1921	Hanover	L	3-14
------	---------	---	------

DAVIDSON

(1-0-0)

1913	Knoxville	W	9-0
------	-----------	---	-----

DAYTON

(4-0-0)

1941	Knoxville	W	26-0
1942	Knoxville	W	34-6
1954	Knoxville	W	14-7
1955	Knoxville	W	53-7

DUKE

(14-13-2)

AS TRINITY COLLEGE

1893	Durham	L	0-70
------	--------	---	------

AS DUKE

1931	Knoxville	W	25-2
1932	Knoxville	W	16-13
1933	Durham	L	2-10
1934	Knoxville	W	14-6

1935	Durham	L	6-19
1936	Knoxville	W	15-13
1937	Durham	T	0-0
1940	Knoxville	W	13-0
1941	Durham	L	0-19
1946	Durham	W	12-7
1947	Knoxville	L	7-19
1948	Durham	T	7-7
1949	Knoxville	L	7-21
1950	Durham	W	28-7
1951	Knoxville	W	26-0
1952	Durham	L	0-7
1953	Knoxville	L	7-21
1954	Durham	L	6-7
1955	Knoxville	L	0-21
1956	Durham	W	33-20
1973	Knoxville	W	21-17
1976	Knoxville	L	18-21
1978	Knoxville	W	34-0
1982	Knoxville	L	24-25
1988	Knoxville	L	26-31
1989	Knoxville	W	28-6
1993	Knoxville	W	52-19
2003	Knoxville	W	23-6

EAST CAROLINA

(1-0-0)

1995	Knoxville	W	27-7
------	-----------	---	------

EMORY & HENRY

(5-0-0)

1920	Knoxville	W	45-0
1921	Knoxville	W	27-0
1922	Knoxville	W	50-0
1924	Knoxville	W	27-0
1925	Knoxville	W	51-0

FLORIDA

(20-26-0)

at Knoxville: 12-12

at Gainesville: 5-13

Neutral: 3-1

Biggest Win: 42 points (45-3, 1990 in Knoxville)

Biggest Loss: 39 points (59-20, 2007 in Gainesville)

Longest Winning Streak: 10 games (1916-53)

Longest Losing Streak: 11 games (2005-15)

Current Streak: Tennessee 1 game

1916	Tampa	W	24-0
1921	Knoxville	W	9-0
1928	Knoxville	W	13-12
1930	Jacksonville	W	13-6
1932	Jacksonville	W	32-13
1933	Knoxville	W	13-6
1940	Knoxville	W	14-0
1944	Knoxville	W	40-0
1952	Knoxville	W	26-12
1953	Gainesville	W	9-7
1954	Knoxville	L	0-14
1955	Gainesville	W	20-0
1969	Jacksonville	L	13-14
1970	Knoxville	W	38-7
1971	Gainesville	W	20-13
1976	Knoxville	L	18-20
1977	Gainesville	L	17-27
1984	Knoxville	L	30-43
1985	Gainesville	L	10-17
1990	Knoxville	W	45-3

1991	Gainesville	L	18-35
1992	Knoxville	W	31-14
1993	Gainesville	L	34-41
1994	Knoxville	L	0-31
1995	Gainesville	L	37-62
1996	Knoxville	L	29-35
1997	Gainesville	L	20-33
1998	Knoxville (OT)	W	20-17
1999	Gainesville	L	21-23
2000	Knoxville	L	23-27
2001	Gainesville	W	34-32
2002	Knoxville	L	13-30
2003	Gainesville	W	24-10
2004	Knoxville	W	30-28
2005	Gainesville	L	7-16
2006	Knoxville	L	20-21
2007	Gainesville	L	20-59
2008	Knoxville	L	6-30
2009	Gainesville	L	13-23
2010	Knoxville	L	17-31
2011	Gainesville	L	23-33
2012	Knoxville	L	20-37
2013	Gainesville	L	17-31
2014	Knoxville	L	9-10
2015	Gainesville	L	27-28
2016	Knoxville	W	38-28

FLORIDA STATE

(1-1-0)

1958	Knoxville	L	0-10
1998	Tempe	W	23-16

FORDHAM

(1-1-0)

1934	New York	L	12-13
1942	Knoxville	W	40-14

FRESNO STATE

(1-0-0)

2003	Knoxville	W	24-6
------	-----------	---	------

FURMAN

(2-0-0)

1941	Knoxville	W	32-6
1942	Knoxville	W	52-7

GEORGE WASHINGTON

(1-0-0)

1933	Washington	W	13-0
------	------------	---	------

GEORGETOWN (KY.)

(3-0-0)

1900	Knoxville	W	12-6
1901	Knoxville	W	12-0
1923	Knoxville	W	13-6

GEORGIA

(23-21-2)

at Knoxville: 12-10-1

at Athens: 11-11-1

Biggest Win: 46 points (46-0, 1936 in Athens)

Biggest Loss: 44 points (44-0, 1981 in Athens)

Longest Winning Streak: 9 games (1989-99)

Longest Losing Streak: 5 games (1909-24)

Current Streak: Tennessee 2 games

1899	Knoxville	W	5-0
1903	Knoxville	L	0-5
1906	Athens	T	0-0
1907	Athens	W	15-0
1908	Knoxville	W	10-0
1909	Knoxville	L	0-3
1910	Athens	L	5-35
1922	Athens	L	3-7
1923	Knoxville	L	0-17
1924	Athens	L	0-33
1925	Knoxville	W	12-7
1936	Athens	W	46-0
1937	Knoxville	W	32-0
1968	Knoxville	T	17-17
1969	Athens	W	17-3
1972	Athens	W	14-0
1973	Knoxville	L	31-35
1980	Knoxville	L	15-16
1981	Athens	L	0-44
1988	Athens	L	17-28
1989	Knoxville	W	17-14
1992	Athens	W	34-31
1993	Knoxville	W	38-6
1994	Athens	W	41-23
1995	Knoxville	W	30-27
1996	Athens	W	29-17
1997	Knoxville	W	38-13
1998	Athens	W	22-3
1999	Knoxville	W	37-20
2000	Athens	L	10-21
2001	Knoxville	L	24-26
2002	Athens	L	13-18
2003	Knoxville	L	14-41
2004	Athens	W	19-14
2005	Knoxville	L	14-27
2006	Athens	W	51-33
2007	Knoxville	W	35-14
2008	Athens	L	14-26
2009	Knoxville	W	45-19
2010	Athens	L	14-41
2011	Knoxville	L	12-20
2012	Athens	L	44-51
2013	Knoxville (OT)	L	31-34
2014	Athens	L	32-35
2015	Knoxville	W	38-31
2016	Athens	W	34-31

GEORGIA STATE

(1-0-0)

2012	Knoxville	W	51-13
------	-----------	---	-------

GEORGIA TECH

(24-17-2)

1902	Atlanta	W	10-6
1903	Knoxville	W	11-0
1904	Atlanta	L	0-2
1905	Atlanta	L	0-45
1907	Atlanta	L	4-6
1908	Atlanta	W	6-5
1909	Knoxville	L	0-29
1911	Atlanta	L	0-24
1946	Knoxville	W	13-9
1947	Atlanta	L	0-27
1948	Atlanta	W	13-6
1949	Knoxville	L	13-30
1954	Atlanta	L	7-28
1955	Knoxville	T	7-7
1956	Atlanta	W	6-0
1957	Knoxville	W	21-6
1958	Atlanta	L	7-21
1959	Knoxville	L	7-14

1960	Atlanta	L	7-14
1961	Knoxville	W	10-6
1962	Atlanta	L	0-17
1963	Knoxville	L	7-23
1964	Atlanta	W	22-14
1965	Knoxville	W	21-7
1966	Atlanta	L	3-6
1967	Knoxville	W	24-13
1968	Atlanta	W	24-7
1969	Knoxville	W	26-8
1970	Atlanta	W	17-6
1971	Knoxville	W	10-6
1972	Atlanta	W	34-3
1973	Knoxville	W	20-14
1976	Atlanta	W	42-7
1977	Knoxville	L	8-24
1979	Knoxville	W	31-0
1980	Atlanta	W	23-10
1981	Knoxville	W	10-7
1982	Atlanta	L	21-31
1983	Knoxville	W	37-3
1984	Atlanta	W	24-21
1985	Knoxville	T	6-6
1986	Atlanta	L	13-14
1987	Knoxville	W	29-15

HAWAII

(2-0-0)

1972	Knoxville	W	34-2
1975	Honolulu	W	28-6

HOUSTON

(2-1-0)

1953	Houston	L	19-33
1965	Knoxville	W	17-8
1998	Knoxville	W	42-7

HOWARD

(2-0-0)

1910	Birmingham	W	17-0
1941	Knoxville	W	28-6

INDIANA

(1-0-0)

1987	Atlanta	W	27-22
------	---------	---	-------

IOWA

(2-1-0)

1982	Atlanta	L	22-28
1987	East Rutherford	W	23-22
2014	Jacksonville	W	45-28

IOWA STATE

(1-0-0)

1982	Knoxville	W	23-21
------	-----------	---	-------

KANSAS

(2-0-0)

1973	Memphis	W	28-27
1974	Knoxville	W	17-3

KANSAS STATE

(0-1-0)

2000	Dallas	L	21-35
------	--------	---	-------

KENTUCKY

(79-24-9)

at Knoxville: 42-10-6
at Lexington: 37-14-3
Biggest Win: 52 points (52-0, 1994 in Knoxville)
Biggest Loss: 56 points (56-0, 1893 in Knoxville)
Longest Winning Streak: 26 games (1985-2010)
Longest Losing Streak: 4 games (1909-12)

Current Streak: Tennessee 5 games

AS KENTUCKY A&M

1893	Knoxville	L	0-56
1899	Knoxville	W	12-0
1901	Knoxville	W	5-0
1906	Lexington	L	0-21
1907	Knoxville	T	0-0

AS KENTUCKY STATE

1908	Knoxville	W	7-0
1909	Lexington	L	0-17
1910	Knoxville	L	0-10
1911	Lexington	L	0-12
1912	Knoxville	L	6-13
1913	Lexington	W	13-7
1914	Knoxville	W	23-6
1915	Lexington	L	0-6
1916	Knoxville	T	0-0

AS KENTUCKY

1919	Lexington	L	0-13
1920	Knoxville	W	14-7
1921	Lexington	T	0-0
1922	Knoxville	W	14-7
1923	Lexington	W	18-0
1924	Knoxville	L	6-27
1925	Lexington	L	20-23
1926	Knoxville	W	6-0
1927	Lexington	W	20-0
1928	Knoxville	T	0-0
1929	Lexington	T	6-6
1930	Knoxville	W	8-0
1931	Lexington	T	6-6
1932	Knoxville	W	26-0
1933	Lexington	W	27-0
1934	Knoxville	W	19-0
1935	Lexington	L	0-27
1936	Knoxville	W	7-6
1937	Lexington	W	13-0
1938	Knoxville	W	46-0
1939	Lexington	W	19-0
1940	Knoxville	W	33-0
1941	Lexington	W	20-7
1942	Knoxville	W	26-0
1944	Knoxville	W	26-13
1944	Lexington	W	21-7
1945	Lexington	W	14-0
1946	Knoxville	W	7-0
1947	Lexington	W	13-6
1948	Knoxville	T	0-0
1949	Lexington	W	6-0
1950	Knoxville	W	7-0
1951	Lexington	W	28-0
1952	Knoxville	T	14-14
1953	Lexington	L	21-27
1954	Knoxville	L	13-14
1955	Lexington	L	0-23
1956	Knoxville	W	20-7
1957	Lexington	L	6-20
1958	Knoxville	L	2-6
1959	Lexington	L	0-20
1960	Knoxville	T	10-10
1961	Lexington	W	26-16
1962	Knoxville	L	10-12

1963	Lexington	W	19-0
1964	Knoxville	L	7-12
1965	Lexington	W	19-3
1966	Knoxville	W	28-19
1967	Lexington	W	17-7
1968	Knoxville	W	24-7
1969	Lexington	W	31-26
1970	Knoxville	W	45-0
1971	Lexington	W	21-7
1972	Knoxville	W	17-7
1973	Lexington	W	16-14
1974	Knoxville	W	24-7
1975	Lexington	W	17-13
1976	Knoxville	L	0-7
1977	Lexington	L	17-21
1978	Knoxville	W	29-14
1979	Lexington	W	20-17
1980	Knoxville	W	45-14
1981	Lexington	L	10-21
1982	Knoxville	W	28-7
1983	Lexington	W	10-0
1984	Knoxville	L	12-17
1985	Lexington	W	42-0
1986	Knoxville	W	28-9
1987	Lexington	W	24-22
1988	Knoxville	W	28-24
1989	Lexington	W	31-10
1990	Knoxville	W	42-28
1991	Lexington	W	16-7
1992	Knoxville	W	34-13
1993	Lexington	W	48-0
1994	Knoxville	W	52-0
1995	Lexington	W	34-31
1996	Knoxville	W	56-10
1997	Lexington	W	59-31
1998	Knoxville	W	59-21
1999	Lexington	W	56-21
2000	Knoxville	W	59-20
2001	Lexington	W	38-35
2002	Knoxville	W	24-0
2003	Lexington	W	20-7
2004	Knoxville	W	37-31
2005	Lexington	W	27-8
2006	Knoxville	W	17-12
2007	Lexington (4OT)	W	52-50
2008	Knoxville	W	28-10
2009	Lexington (OT)	W	30-24
2010	Knoxville	W	24-14
2011	Lexington	L	7-10
2012	Knoxville	W	37-17
2013	Lexington	W	27-14
2014	Knoxville	W	50-16
2015	Lexington	W	52-21
2016	Knoxville	W	49-36

KING

(7-0-0)

1897	Knoxville	W	28-0
1899	Knoxville	W	11-5
1900	Knoxville	W	22-0
1901	Knoxville	W	8-0
1902	Knoxville	W	12-0
1912	Knoxville	W	101-0
1914	Knoxville	W	55-3

LOUISIANA-LAFAYETTE

(2-0-0)

AS SOUTHWESTERN LOUISIANA

1992	Knoxville	W	38-3
------	-----------	---	------

AS LOUISIANA-LAFAYETTE

2007	Knoxville	W	59-7
------	-----------	---	------

LOUISIANA-MONROE

(1-0-0)

2000	Knoxville	W	70-3
------	-----------	---	------

LSU

(20-9-3)

at Knoxville: 11-3-1

at Baton Rouge: 8-4-2

Bowl Game: 1-0

SEC Championship: 0-2

Biggest Win: 28 points (28-0, 1940 in Knoxville)

Biggest Loss: 25 points (34-9, 1988 in Knoxville)

Longest Winning Streak: 10 games (1934-59)

Longest Losing Streak: 4 games (2006-Pres.)

Current Streak: LSU 4 games

1925	Knoxville	T	0-0
1926	Baton Rouge	W	14-7
1933	Baton Rouge	L	0-7
1934	Knoxville	W	19-13
1938	Knoxville	W	14-6
1939	Baton Rouge	W	20-0
1940	Knoxville	W	28-0
1941	Baton Rouge	W	13-6
1942	Knoxville	W	26-0
1944	Baton Rouge	W	13-0
1952	Baton Rouge	W	22-3
1953	Knoxville	W	32-14
1959	Knoxville	W	14-13
1964	Baton Rouge	T	3-3
1967	Knoxville	W	17-14
1972	Houston	W	24-17
1974	Baton Rouge	L	10-20
1975	Knoxville	W	24-10
1982	Baton Rouge	T	24-24
1983	Knoxville	W	20-6
1988	Knoxville	L	9-34
1989	Baton Rouge	W	45-39
1992	Baton Rouge	W	20-0
1993	Knoxville	W	42-20
2000	Baton Rouge (OT)	L	31-38
2001	Knoxville	W	26-18
2001	Atlanta	L	20-31
2005	Baton Rouge (OT)	W	30-27
2006	Knoxville	L	24-28
2007	Atlanta	L	21-14
2010	Baton Rouge	L	14-16
2011	Knoxville	L	7-38

LOUISIANA TECH

(2-0-0)

1993	Knoxville	W	50-0
2004	Knoxville	W	42-17

LOUISVILLE

(5-0-0)

1914	Louisville	W	66-0
1953	Knoxville	W	59-6
1987	Knoxville	W	41-10
1991	Louisville	W	28-11
1993	Knoxville	W	45-10

MARSHALL

(2-0-0)

2003	Knoxville	W	34-24
2006	Knoxville	W	33-7

MARYLAND

(5-3-0)

1951	New Orleans	L	13-28
1956	Knoxville	W	34-7
1957	College Park	W	16-0
1974	Memphis	W	7-3
1975	Knoxville	W	26-8
1983	Orlando	W	30-23
1984	El Paso	L	27-28
2002	Atlanta	L	3-30

MARYVILLE

(25-1-1)

1892	Maryville	W	25-0
1893	Knoxville	W	32-0
1902	Knoxville	W	34-0
1903	Knoxville	W	17-0
1904	Knoxville	W	17-0
1906	Knoxville	L	0-11
1907	Knoxville	W	34-0
1908	Knoxville	W	39-5
1910	Knoxville	W	13-0
1911	Knoxville	W	22-5
1912	Knoxville	W	38-0
1913	Knoxville	W	75-0
1916	Knoxville	W	32-6
1919	Knoxville	W	32-2
1920	Knoxville	W	47-0
1921	Maryville	W	7-0
1922	Knoxville	W	21-0
1923	Knoxville	T	14-14
1924	Knoxville	W	28-10
1925	Knoxville	W	13-0
1926	Knoxville	W	6-0
1927	Knoxville	W	7-0
1928	Knoxville	W	41-0
1930	Knoxville	W	54-0
1931	Knoxville	W	33-0
1932	Knoxville	W	60-0
1936	Knoxville	W	34-0

MEMPHIS

(22-1-0)

AS MEMPHIS STATE

1968	Knoxville	W	24-17
1969	Memphis	W	55-16
1972	Memphis	W	38-7
1974	Knoxville	W	34-6
1976	Memphis	W	21-14
1977	Knoxville	W	27-14
1981	Memphis	W	28-9
1982	Knoxville	W	29-3
1984	Knoxville	W	41-9
1985	Memphis	W	17-7
1986	Knoxville	W	33-3
1988	Memphis	W	38-25
1991	Knoxville	W	52-24
1992	Memphis	W	26-21

AS MEMPHIS

1994	Knoxville	W	24-13
1996	Memphis	L	17-21
1999	Knoxville	W	17-16
2000	Memphis	W	19-17
2001	Knoxville	W	49-28
2005	Knoxville	W	20-16
2006	Memphis	W	41-7
2009	Knoxville	W	56-28
2010	Memphis	W	50-14

GENERAL

STAFF

PLAYERS

REVIEW

HISTORY

HONORS

VOLMANAC

RECORDS



MERCER

(2-1-0)

1912	Macon	L	14-27
1939	Knoxville	W	17-0
1940	Knoxville	W	49-0

MIAMI (FLA.)

(2-1-0)

1985	New Orleans	W	35-7
2002	Knoxville	L	3-26
2003	Miami	W	10-6

MICHIGAN

(1-0-0)

2001	Orlando	W	45-17
------	---------	---	-------

MIDDLE TENNESSEE

(2-0-0)

2002	Knoxville	W	26-3
2011	Knoxville	W	24-0

MINNESOTA

(1-0-0)

1986	Memphis	W	21-14
------	---------	---	-------

MISSISSIPPI

(44-20-1)

at Knoxville: 25-5

at Oxford: 3-2

at Memphis: 13-10-1

at Jackson: 3-3

Biggest Win: 49 points (49-0, 1922 in Knoxville)

Biggest Loss: 38 points (0-38, 1969 in Jackson)

Longest Winning Streak: 12, Two times

Longest Losing Streak: 8 games (1959-66)

Current Streak: Ole Miss 1 game

1902	Memphis	W	11-10
1922	Knoxville	W	49-0
1923	Knoxville	W	10-0
1927	Knoxville	W	21-7
1928	Knoxville	W	13-12
1929	Knoxville	W	52-7
1930	Knoxville	W	27-0
1931	Knoxville	W	38-0
1932	Knoxville	W	33-0
1933	Knoxville	W	35-6
1934	Knoxville	W	27-0
1935	Memphis	W	14-13
1936	Memphis	T	0-0
1937	Memphis	W	32-0
1938	Memphis	W	47-0
1942	Memphis	W	14-0
1944	Memphis	W	20-7
1945	Memphis	W	34-0
1946	Memphis	W	18-14
1947	Memphis	L	13-43
1948	Memphis	L	13-16
1949	Memphis	W	35-7
1950	Knoxville	W	35-0
1951	Oxford	W	46-21
1956	Knoxville	W	27-7
1957	Memphis	L	7-14
1958	Knoxville	W	18-16
1959	Memphis	L	7-37
1960	Knoxville	L	3-24
1961	Memphis	L	10-24
1962	Knoxville	L	6-19
1963	Memphis	L	0-20

1964	Knoxville	L	0-30
1965	Memphis	L	13-14
1966	Knoxville	L	7-14
1967	Memphis	W	20-7
1968	Knoxville	W	31-0
1969	Jackson	L	0-38
1972	Knoxville	W	17-0
1973	Jackson	L	18-28
1974	Memphis	W	29-17
1975	Memphis	L	6-23
1976	Knoxville	W	32-6
1977	Memphis	L	14-43
1978	Knoxville	W	41-17
1979	Jackson	L	20-44
1980	Memphis	L	9-20
1981	Knoxville	W	28-20
1982	Jackson	W	30-17
1983	Knoxville	L	10-13
1984	Jackson	W	41-17
1985	Knoxville	W	34-14
1986	Jackson	W	22-10
1987	Knoxville	W	55-13
1988	Oxford	W	20-12
1989	Knoxville	W	33-21
1990	Memphis	W	22-13
1991	Knoxville	W	36-25
1996	Memphis	W	41-3
1997	Knoxville	W	31-17
2004	Oxford	W	21-17
2005	Knoxville	W	27-10
2009	Oxford	L	17-42
2010	Knoxville	W	52-14
2014	Oxford	L	3-34

MISSISSIPPI STATE

(28-16-1)

at Knoxville: 13-7-0

at Starkville: 5-5-0

at Memphis: 9-4-1

SEC Championship: 1-0-0

Biggest Win: 38 points (59-21, 2003 in Knoxville)

Biggest Loss: 48 points (48-0, 1910 in Starkville)

Longest Winning Streak: 6 games (1995-2008)

Longest Losing Streak: 4 games (1910-20)

Current Streak: Mississippi State 1 game

AS MISSISSIPPI A&M

1907	Memphis	W	11-4
1910	Starkville	L	0-48
1915	Knoxville	L	0-14
1919	Knoxville	L	0-6
1920	Starkville	L	7-13
1921	Memphis	W	14-7
1922	Memphis	W	31-3
1923	Memphis	W	7-3
1924	Memphis	L	2-7
1925	Knoxville	W	14-9
1926	Starkville	W	33-0
1932	Knoxville	W	31-0

AS MISSISSIPPI STATE

1933	Knoxville	W	20-0
1934	Knoxville	W	14-0
1948	Knoxville	L	6-21
1949	Knoxville	W	10-0
1950	Starkville	L	0-7
1951	Knoxville	W	14-0
1952	Memphis	W	14-7
1953	Knoxville	L	0-26
1954	Memphis	W	19-7
1955	Knoxville	L	7-13
1957	Knoxville	W	14-9

1958	Memphis	W	13-8
1959	Knoxville	W	22-6
1960	Memphis	T	0-0
1961	Knoxville	W	17-3
1962	Memphis	L	6-7
1963	Knoxville	L	0-7
1964	Memphis	W	14-13
1971	Memphis	W	10-7
1978	Memphis	L	21-34
1979	Memphis	L	9-28
1986	Knoxville	L	23-27
1987	Starkville	W	38-10
1990	Starkville	W	40-7
1991	Knoxville	W	26-24
1994	Starkville	L	21-24
1995	Knoxville	W	52-14
1998	Atlanta	W	24-14
2002	Starkville	W	35-17
2003	Knoxville	W	59-21
2007	Starkville	W	33-21
2008	Knoxville	W	34-3
2012	Starkville	L	31-41

MISSOURI

(2-3-0)

at Knoxville: 1-2-0

at Columbia: 1-1-0

Biggest Win: 26 points (63-37, 2016 in Knoxville)

Biggest Loss: 28 points (31-3, 2013 in Columbia)

Longest Winning Streak: 2 games (2015-16)

Longest Losing Streak: 3 games (2012-Pres.)

Current Streak: Tennessee 2 games

2012	Knoxville (40T)	L	48-51
2013	Columbia	L	3-31
2014	Knoxville	L	21-29
2015	Columbia	W	19-8
2016	Knoxville	W	63-37

MOONEY SCHOOL

(2-0-0)

1910	Knoxville	W	7-0
1911	Knoxville	W	27-0

MONTANA

(1-0-0)

2011	Knoxville	W	42-16
------	-----------	---	-------

NASHVILLE

(2-1-1)

1901	Nashville	L	5-16
1902	Nashville	W	10-0
1903	Nashville	W	10-0
1904	Knoxville	T	0-0

NEBRASKA

(1-2-0)

1997	Miami	L	17-42
1999	Tempe	L	21-31
2016	Nashville	W	38-24

UNLV

(2-0-0)

1996	Knoxville	W	62-3
2004	Knoxville	W	42-17

**NEW MEXICO**

(2-0-0)

1983	Knoxville	W	31-6
1986	Knoxville	W	35-21

NEW YORK UNIVERSITY

(1-0-0)

1931	New York	W	13-0
------	----------	---	------

NORTHWESTERN

(2-0-0)

1996	Orlando	W	48-28
2015	Tampa	W	45-6

NORTH CAROLINA

(20-11-1)

1893	Chapel Hill	L	0-60
1897	Knoxville	L	0-16
1900	Knoxville	L	5-22
1908	Knoxville	W	12-0
1909	Knoxville	L	0-3
1919	Knoxville	T	0-0
1926	Knoxville	W	34-0
1927	Chapel Hill	W	26-0
1930	Knoxville	W	9-7
1931	Chapel Hill	W	7-0
1932	Knoxville	W	20-7
1934	Chapel Hill	W	19-7
1935	Knoxville	L	13-38
1936	Chapel Hill	L	6-14
1945	Knoxville	W	20-6
1946	Knoxville	W	20-14
1947	Chapel Hill	L	6-20
1948	Knoxville	L	7-14
1949	Chapel Hill	W	35-6
1950	Knoxville	W	16-0
1951	Chapel Hill	W	27-0
1952	Knoxville	W	41-14
1953	Chapel Hill	W	20-6
1954	Knoxville	W	26-20
1955	Chapel Hill	W	48-7
1956	Knoxville	W	20-0
1957	Chapel Hill	W	35-0
1958	Knoxville	L	7-21
1959	Chapel Hill	W	29-7
1960	Knoxville	W	27-14
1961	Chapel Hill	L	21-22
2010	Nashville (2OT)	L	27-30

NORTH CAROLINA STATE

(2-1-0)

1911	Raleigh	L	0-16
1939	Raleigh	W	13-0
2012	Atlanta	W	35-21

NORTHERN ILLINOIS

(1-0-0)

2008	Knoxville	W	13-9
------	-----------	---	------

NORTH TEXAS

(1-1-0)

1975	Knoxville	L	14-21
2015	Knoxville	W	24-0

NOTRE DAME

(4-4-0)

1978	South Bend	L	14-31
1979	Knoxville	W	40-18

1990	Knoxville	L	29-34
1991	South Bend	W	35-34
1999	Knoxville	W	38-14
2001	South Bend	W	28-18
2004	Knoxville	L	13-17
2005	South Bend	L	21-41

OHIO

(2-0-0)

2009	Knoxville	W	34-23
2016	Knoxville	W	28-19

OHIO STATE

(1-0-0)

1995	Orlando	W	20-14
------	---------	---	-------

OKLAHOMA

(1-3-0)

1938	Miami	W	17-0
1967	Miami	L	24-26
2014	Norman	L	10-34
2015	Knoxville (OT)	L	24-31

OKLAHOMA STATE

(1-0-0)

1995	Knoxville	W	31-0
------	-----------	---	------

OREGON

(0-2-0)

2010	Knoxville	L	13-48
2013	Eugene	L	14-59

OREGON STATE

(1-0-1)

1977	Knoxville	W	41-10
1978	Knoxville	T	13-13

PACIFIC

(1-0-0)

1990	Knoxville	W	55-7
------	-----------	---	------

PENN STATE

(2-3-0)

1971	Knoxville	W	31-11
1972	Knoxville	W	28-21
1992	Tempe	L	17-42
1994	Orlando	L	13-31
2007	Tampa	L	10-20

PITTSBURGH

(0-2-0)

1980	Knoxville	L	6-30
1983	Knoxville	L	3-13

PURDUE

(0-1-0)

1979	Houston	L	22-27
------	---------	---	-------

RHODES

(3-0-0)

1911	Knoxville	W	22-0
1935	Knoxville	W	20-0
1940	Memphis	W	41-0

RICE

(2-1-0)

1946	Miami	L	0-8
1966	Knoxville	W	23-3

1968	Houston	W	52-0
------	---------	---	------

RICHMOND

(1-0-0)

1963	Knoxville	W	34-6
------	-----------	---	------

RUTGERS

(3-1-0)

1979	Knoxville	L	7-13
1983	East Rutherford	W	7-0
1985	Knoxville	W	40-0
2002	Knoxville	W	35-14

SEWANEE

(12-10-0)

1891	Chattanooga	L	0-24
1892	Sewanee	L	0-54
1892	Knoxville	L	0-10
1899	Sewanee	L	0-51
1902	Knoxville	W	6-0
1903	Knoxville	L	0-17
1904	Knoxville	L	0-12
1905	Sewanee	L	6-11
1906	Knoxville	L	0-17
1912	Chattanooga	L	6-33
1913	Chattanooga	L	6-17
1914	Chattanooga	W	14-7
1916	Chattanooga	W	17-0
1920	Chattanooga	W	20-0
1921	Knoxville	W	21-0
1922	Chattanooga	W	18-7
1926	Knoxville	W	12-0
1927	Knoxville	W	32-12
1928	Knoxville	W	37-0
1937	Knoxville	W	32-0
1938	Knoxville	W	26-3
1939	Knoxville	W	40-0

SOUTH ALABAMA

(1-0-0)

2013	Knoxville	W	31-24
------	-----------	---	-------

SOUTH CAROLINA

(25-8-2)

at Knoxville: 16-2			
at Columbia: 9-6-2			
Biggest Win: 54 points (54-0, 1929 in Knoxville)			
Biggest Loss: 24 points (24-0, 1903 in Columbia)			
Longest Winning Streak: 12 games (1993-2004)			
Longest Losing Streak: 3 games (2010-12)			
Current Streak: South Carolina 1 game			
1903	Columbia	L	0-24
1916	Knoxville	W	26-0
1919	Columbia	T	6-6
1929	Knoxville	W	54-0
1942	Columbia	T	0-0
1965	Knoxville	W	24-3
1966	Knoxville	W	29-17
1969	Knoxville	W	29-14
1970	Columbia	W	20-18
1971	Knoxville	W	35-6
1992	Columbia	L	23-24
1993	Knoxville	W	55-3
1994	Columbia	W	31-22
1995	Knoxville	W	56-21
1996	Columbia	W	31-14
1997	Knoxville	W	22-7

1998	Columbia	W	49-14
1999	Knoxville	W	30-7
2000	Columbia	W	17-14
2001	Knoxville	W	17-10
2002	Columbia	W	18-10
2003	Knoxville (OT)	W	23-20
2004	Columbia	W	43-29
2005	Knoxville	L	15-16
2006	Columbia	W	31-24
2007	Knoxville (OT)	W	27-24
2008	Columbia	L	6-27
2009	Knoxville	W	31-13
2010	Columbia	L	24-38
2011	Knoxville	L	3-14
2012	Columbia	L	35-38
2013	Knoxville	W	23-21
2014	Columbia (OT)	W	45-42
2015	Knoxville	W	27-24
2016	Columbia	L	21-24

SOUTHERN CALIFORNIA

(0-4-0)

1939	Pasadena	L	0-14
1944	Pasadena	L	0-25
1980	Knoxville	L	17-20
1981	Los Angeles	L	7-43

SOUTHERN METHODIST

(1-0-0)

1970	Knoxville	W	28-3
------	-----------	---	------

SOUTHERN MISSISSIPPI

(5-0-0)

AS MISSISSIPPI SOUTHERN

1950	Knoxville	W	56-0
------	-----------	---	------

AS SOUTHERN MISSISSIPPI

1995	Knoxville	W	42-0
1997	Knoxville	W	44-20
2000	Knoxville	W	19-16
2007	Knoxville	W	39-19

SYRACUSE

(3-0-0)

1966	Jacksonville	W	18-12
1998	Syracuse	W	34-33
2001	Knoxville	W	33-9

TAMPA

(2-0-0)

1960	Knoxville	W	62-7
1967	Tampa	W	38-0

TEMPLE

(2-0-0)

1944	Knoxville	W	27-14
1990	Knoxville	W	41-20

TENNESSEE-MARTIN

(1-0-0)

2010	Knoxville	W	50-0
------	-----------	---	------

TENNESSEE MEDICAL SCHOOL

(1-0-1)

1911	Memphis	T	0-0
1912	Memphis	W	62-0

TENNESSEE MILITARY INSTITUTE

(1-0-0)

1907	Knoxville	W	30-0
------	-----------	---	------

TENNESSEE SCHOOL FOR DEAF

(1-0-0)

1905	Knoxville	W	16-6
------	-----------	---	------

TENNESSEE TECH

(6-0-0)

1947	Knoxville	W	49-0
1948	Knoxville	W	41-0
1949	Knoxville	W	36-6
1950	Knoxville	W	48-14
1951	Knoxville	W	68-0
2016	Knoxville	W	55-0

TEXAS

(1-2-0)

1950	Dallas	W	20-14
1952	Dallas	L	0-16
1968	Dallas	L	13-36

TEXAS A&M

(2-1-0)

at Knoxville: 0-0

at College Station: 0-1

Biggest Win: 31 points (38-7, 2004 in Dallas)

Biggest Loss: 7 points (45-38, 2016 in College Station)

Longest Winning Streak: 2 games (1957-2004)

Longest Losing Streak: 1 game (2016)

Current Streak: Texas A&M 1 game

1957	Jacksonville	W	3-0
2004	Dallas	W	38-7
2016	College Station	L	38-45

TCU

(2-0-0)

1973	Knoxville	W	39-7
1976	Knoxville	W	31-0

UTEP

(2-0-0)

1986	Knoxville	W	26-16
1990	Knoxville	W	56-0

TEXAS TECH

(1-1-0)

1973	Jacksonville	L	19-28
1997	Knoxville	W	52-17

TRANSYLVANIA

(4-1-0)

AS KENTUCKY UNIVERSITY

1899	Knoxville	W	41-0
1901	Knoxville	L	0-6
1909	Knoxville	W	11-0

AS TRANSYLVANIA

1920	Knoxville	W	49-0
1927	Knoxville	W	57-0

TROY

(1-0-0)

2012	Knoxville	W	55-48
------	-----------	---	-------

TULANE

(4-1-0)

1923	Knoxville	W	13-2
1924	New Orleans	L	7-26
1962	Knoxville	W	28-16
1963	New Orleans	W	26-0
1967	Knoxville	W	35-14

TULSA

(5-0-0)

1942	New Orleans	W	14-7
1961	Knoxville	W	52-6
1965	Houston	W	27-6
1971	Knoxville	W	38-3
1974	Knoxville	W	17-10

TUSCULUM

(3-0-0)

1915	Knoxville	W	21-0
1916	Knoxville	W	33-0
1919	Knoxville	W	29-6

UCLA

(7-6-2)

1965	Memphis	W	37-34
1967	Los Angeles	L	16-20
1968	Knoxville	W	42-18
1970	Knoxville	W	28-17
1974	Knoxville	T	17-17
1975	Los Angeles	L	28-34
1978	Knoxville	L	0-13
1985	Knoxville	T	26-26
1989	Pasadena	W	24-6
1991	Knoxville	W	30-16
1994	Pasadena	L	23-25
1996	Knoxville	W	35-20
1997	Pasadena	W	30-24
2008	Pasadena (OT)	L	24-27
2009	Knoxville	L	15-19

UTAH

(3-0-0)

1975	Knoxville	W	40-7
1979	Knoxville	W	51-18
1984	Knoxville	W	27-21

UTAH STATE

(1-0-0)

2014	Knoxville	W	38-7
------	-----------	---	------

VANDERBILT

(75-30-5)

at Knoxville: 38-11-1

at Nashville: 37-19-4

Biggest Win: 65 points (65-0, 1994 in Nashville)

Biggest Loss: 51 points (51-0, 1909 in Nashville)

Longest Winning Streak: 22 games (1983-2004)

Longest Losing Streak: 9 games (1901-13)

Current Streak: Vanderbilt 1 game

1892	Nashville	L	4-22
1892	Knoxville	L	0-12

1900	Nashville	T	0-0
1901	Nashville	L	0-22
1902	Knoxville	L	5-12
1903	Nashville	L	0-40
1904	Nashville	L	0-22
1905	Knoxville	L	0-45
1908	Nashville	L	9-16
1909	Nashville	L	0-51
1910	Nashville	L	0-18
1913	Nashville	L	6-7
1914	Nashville	W	16-14
1915	Nashville	L	0-35
1916	Knoxville	W	10-6
1919	Nashville	T	3-3
1920	Knoxville	L	0-20
1921	Nashville	L	0-14
1922	Knoxville	L	6-14
1923	Nashville	L	7-51
1925	Nashville	L	7-34
1926	Nashville	L	3-20
1927	Knoxville	T	7-7
1928	Nashville	W	6-0
1929	Knoxville	W	13-0
1930	Nashville	W	13-0
1931	Knoxville	W	21-7
1932	Nashville	T	0-0
1933	Knoxville	W	33-6
1934	Nashville	W	13-6
1935	Knoxville	L	7-13
1936	Nashville	W	26-13
1937	Knoxville	L	7-13
1938	Nashville	W	14-0
1939	Knoxville	W	13-0
1940	Nashville	W	20-0
1941	Knoxville	W	26-7
1942	Nashville	W	19-7
1945	Knoxville	W	45-0
1946	Nashville	W	7-6
1947	Knoxville	W	12-7
1948	Nashville	L	6-28
1949	Knoxville	W	26-20
1950	Nashville	W	43-0
1951	Knoxville	W	35-27
1952	Nashville	W	46-0
1953	Knoxville	W	33-6
1954	Nashville	L	0-26
1955	Knoxville	W	20-14
1956	Nashville	W	27-7
1957	Knoxville	W	20-6
1958	Nashville	W	10-6
1959	Knoxville	L	0-14
1960	Nashville	W	35-0
1961	Knoxville	W	41-7
1962	Nashville	W	30-0
1963	Knoxville	W	14-0
1964	Nashville	L	0-7
1965	Knoxville	W	21-3
1966	Nashville	W	28-0
1967	Knoxville	W	41-14
1968	Nashville	W	10-7
1969	Knoxville	W	40-27
1970	Nashville	W	24-6
1971	Knoxville	W	19-7
1972	Nashville	W	30-10
1973	Knoxville	W	20-17
1974	Nashville	T	21-21
1975	Knoxville	L	14-17
1976	Nashville	W	13-10
1977	Knoxville	W	42-7
1978	Nashville	W	41-15
1979	Knoxville	W	31-10
1980	Nashville	W	51-13
1981	Knoxville	W	38-34
1982	Nashville	L	21-28
1983	Knoxville	W	34-24

1984	Nashville	W	29-13
1985	Knoxville	W	30-0
1986	Nashville	W	35-20
1987	Knoxville	W	38-36
1988	Nashville	W	14-7
1989	Knoxville	W	17-10
1990	Nashville	W	49-20
1991	Knoxville	W	45-0
1992	Nashville	W	29-25
1993	Knoxville	W	62-14
1994	Nashville	W	65-0
1995	Knoxville	W	12-7
1996	Nashville	W	14-7
1997	Knoxville	W	17-10
1998	Nashville	W	41-0
1999	Knoxville	W	38-10
2000	Nashville	W	28-26
2001	Knoxville	W	38-0
2002	Nashville	W	24-0
2003	Knoxville	W	48-0
2004	Nashville	W	38-33
2005	Knoxville	L	24-28
2006	Nashville	W	39-10
2007	Knoxville	W	25-24
2008	Nashville	W	20-10
2009	Knoxville	W	31-16
2010	Nashville	W	24-10
2011	Nashville (OT)	W	27-21
2012	Nashville	L	18-41
2013	Knoxville	L	10-14
2014	Nashville	W	24-17
2015	Knoxville	W	53-28
2016	Nashville	L	34-45

VILLANOVA

(1-0-0)			
1945	Knoxville	W	33-2

VIRGINIA

(3-1-0)			
1927	Knoxville	W	42-0
1940	Knoxville	W	41-14
1980	Knoxville	L	13-16
1990	New Orleans	W	23-22

VIRGINIA MILITARY

(0-1-0)			
1923	Knoxville	L	0-33

VIRGINIA TECH

(6-3-0)			
1896	Knoxville	W	6-4
1897	Roanoke	W	18-0
1899	Knoxville	L	0-5
1911	Blacksburg	L	11-36
1933	Knoxville	W	27-0
1937	Knoxville	W	27-0
1994	Gainesville	W	45-23
2009	Atlanta	L	14-37
2016	Bristol	W	45-24

WAKE FOREST

(6-3-0)			
1892	Knoxville	L	6-10
1893	Winston-Salem	L	0-64
1937	Knoxville	W	32-0
1945	Knoxville	W	7-6
1946	Knoxville	L	6-19
1962	Knoxville	W	23-0
1970	Memphis	W	41-7
1972	Knoxville	W	45-6
1985	Knoxville	W	31-29

WASHINGTON & LEE

(5-0-0)			
1899	Knoxville	W	11-0
1928	Knoxville	W	26-7
1929	Roanoke	W	39-0
1950	Knoxville	W	27-20
1951	Knoxville	W	60-14

WASHINGTON STATE

(4-1-0)			
1980	Knoxville	W	35-23
1982	Knoxville	W	10-3
1984	Knoxville	W	34-27
1988	Knoxville	L	24-52
1994	Knoxville	W	10-9

WESTERN CAROLINA

(1-0-0)			
2015	Knoxville	W	55-10

WESTERN KENTUCKY

(2-0-0)			
2009	Knoxville	W	63-7
2013	Knoxville	W	52-20

WICHITA STATE

(1-0-0)			
1981	Knoxville	W	24-21

WILLIAM & MARY

(1-0-0)			
1945	Knoxville	W	48-13

WISCONSIN

(2-0-0)			
1981	East Rutherford	W	28-21
2008	Tampa	W	21-17

WOFFORD

(1-0-0)			
1952	Knoxville	W	50-0

WYOMING

(2-1-0)			
1999	Knoxville	W	42-17
2002	Nashville	W	47-7
2008	Knoxville	L	7-13

Footnote 1-The present day Duke University was known as Trinity College from 1859-1924; **Footnote 2-**The present day University of Kentucky was known as Kentucky A&M from 1878-1907 and Kentucky State from 1908-1916. UK should not be confused with Transylvania University which was known as Kentucky University from 1878-1909; **Footnote 3-**The present day University of Tennessee at Chattanooga was known from 1889-1906 as Grant University and from 1907-1969 as the University of Chattanooga; **Footnote 4-**The present day Mississippi State University was known until 1932 as Mississippi A&M; **Footnote 5-**The present day University of Memphis was known as Memphis State from 1912-1993.



VOLS ON TELEVISION

Tennessee's first appearance on television came during the 1951 national championship season when the Vols defeated SEC rival Alabama by a 27-13 margin at Birmingham. The game was carried on WAPI-TV, a local CBS affiliate.

Date	Opponent	Score	WLT	Ntwk	
1951					0-1-1
Oct. 20	at Alabama	27-13	W	CBS	
1952					0-1
Jan. 1	Texas (Cotton Bowl)	0-16	L	NBC	
1953					0-0-1
Oct. 17	at Alabama	0-0	T	NBC	
1956					0-1
Jan. 1	Baylor (Sugar Bowl)	7-13	L	ABC	
1957					1-0
Dec. 28	Texas A&M (Gator Bowl)	3-0	W	CBS	
1958					0-1
Sept. 27	at Auburn	0-13	L	NBC	
1961					0-1
Oct. 21	at Alabama	3-34	L	ABC	
1962					0-1
Oct. 20	Alabama	7-27	L	CBS	
1964					0-0-1
Oct. 24	at LSU	3-3	T	NBC	
1965					1-1
Nov. 13	Mississippi (Memphis)	13-14	L	NBC	
Dec. 18	Tulsa (Bluebonnet Bowl)	27-6	W	NBC	
1966					2-1
Oct. 8	at Georgia Tech	3-6	L	ABC	
Nov. 19	Kentucky	28-19	W	ABC	
Dec. 31	Syracuse (Gator Bowl)	18-12	W	ABC	
1967					1-1
Oct. 14	Georgia Tech	24-13	W	ABC	
Jan. 1	Oklahoma (Orange Bowl)	24-26	L	NBC	
1968					1-1-1
Sept. 14	Georgia	17-17	T	ABC	
Oct. 19	Alabama	10-9	W	ABC	
Jan. 1	Texas (Cotton Bowl)	13-36	L	CBS	
1969					1-1
Sept. 27	Auburn	45-19	W	ABC	
Dec. 27	Florida (Gator Bowl)	13-14	L	NBC	
1970					2-0
Oct. 24	Florida	38-7	W	ABC	
Jan. 1	Air Force (Sugar Bowl)	34-13	W	ABC	
1971					2-1
Sept. 25	Auburn	9-10	L	ABC	
Dec. 4	Penn St.	31-11	W	ABC	
Dec. 20	Arkansas (Liberty Bowl)	14-13	W	ABC	
1972					0-2
Sept. 9	at Georgia Tech	34-3	W	ABC	
Dec. 30	LSU (Bluebonnet Bowl)	24-17	W	Mizlou	
1973					0-3
Oct. 20	at Alabama	21-42	L	ABC	
Nov. 17	at Mississippi	18-28	L	ABC	
Dec. 29	Texas Tech (Gator Bowl)	19-28	L	ABC	
1974					0-1-1
Sept. 7	UCLA	17-17	T	ABC	
Dec. 16	Maryland (Liberty Bowl)	7-3	W	ABC	
1975					0-1
Sept. 20	at UCLA	28-34	L	ABC	
1976					0-2
Sept. 25	at Auburn	28-38	L	ABC	
Oct. 16	Alabama	13-20	L	ABC	
1978					0-1
Sept. 30	at Auburn	10-29	L	ABC	
1979					0-1
Dec. 31	Purdue (Bluebonnet Bowl)	22-27	L	Mizlou	
1980					0-1
Oct. 18	Alabama	0-27	L	ABC	
1981					1-0
Dec. 13	Wisconsin (Garden St. Bowl)	28-21	W	Mizlou	
1982					0-2
Oct. 23	at Georgia Tech	21-31	L	ABC	
Dec. 31	Iowa (Peach Bowl)	22-28	L	CBS	
1983					4-1
Oct. 8	LSU	20-6	W	TBS	
Nov. 12	Mississippi	10-13	L	TBS	
Nov. 19	at Kentucky	10-0	W	CBS	
Nov. 26	Vanderbilt	34-24	W	CBS	
Dec. 17	Maryland (Citrus Bowl)	30-23	W	Mizlou/ ESPN	
1984					1-2
Sept. 29	at Auburn	10-29	L	TBS	
Dec. 1	at Vanderbilt	29-13	W	TBS	
Dec. 22	Maryland (Sun Bowl)	27-28	L	CBS	
1985					6-0-2
Sept. 14	UCLA	26-26	T	ABC	
Sept. 28	Auburn	38-20	W	ABC	
Oct. 19	at Alabama	16-14	W	TBS	
Oct. 26	Georgia Tech	6-6	T	ESPN	
Nov. 16	Mississippi	34-14	W	TBS	
Nov. 23	at Kentucky	42-0	W	TBS	
Nov. 30	Vanderbilt	30-0	W	TBS	
Jan. 1	Miami (Fla.) (Sugar Bowl)	35-7	W	ABC	
1986					2-4
Sept. 13	Mississippi St.	23-27	L	TBS	
Sept. 27	at Auburn	8-34	L	ABC	
Oct. 18	Alabama	28-56	L	ABC	
Oct. 25	at Georgia Tech	13-14	L	TBS	
Nov. 15	at Mississippi	22-10	W	TBS	
Dec. 29	Minnesota (Liberty Bowl)	21-14	W	Raycom	
1987					5-2-1
Aug. 30	Iowa (Kickoff Classic)	23-22	W	ABC	
Sept. 12	at Mississippi St.	38-10	W	TBS	
Sept. 26	Auburn	20-20	T	TBS	
Oct. 3	California	38-12	W	TBS	
Oct. 17	at Alabama	22-41	L	ESPN	
Oct. 31	at Boston College	18-20	L	GAIFN	
Nov. 28	Vanderbilt	38-36	W	WZTV	
Jan. 2	Indiana (Peach Bowl)	27-22	W	Mizlou	



1988		0-3	
Sept. 3	at Georgia	17-28	L ESPN
Sept. 17	LSU	9-34	L TBS
Sept. 24	at Auburn	6-38	L CBS

1989		8-1	
Sept. 9	at UCLA	24-6	WVideoSeat
Sept. 30	Auburn	21-14	W CBS
Oct. 7	Georgia	17-14	W ESPN
Oct. 21	at Alabama	30-47	L CBS
Oct. 28	at LSU	45-39	W TBS
Nov. 18	Ole Miss	33-21	WVideoSeat
Nov. 25	at Kentucky	31-10	W ESPN
Dec. 2	Vanderbilt	17-10	W TBS
Jan. 1	Arkansas (Cotton Bowl)	31-27	W CBS

1990		8-2-2	
Aug. 26	Colorado (Pigskin Classic)	31-31	T NBC
Sept. 1	Pacific	55-7	WVideoSeat
Sept. 8	at Mississippi St.	40-7	W TBS
Sept. 29	at Auburn	26-26	T ESPN
Oct. 13	Florida	45-3	W ESPN
Oct. 20	Alabama	6-9	L ESPN
Nov. 3	Temple	41-20	WVideoSeat
Nov. 10	Notre Dame	29-34	L CBS
Nov. 17	Mississippi (Memphis)	22-13	W CBS
Nov. 24	Kentucky	42-28	W TBS
Dec. 1	at Vanderbilt	49-20	WVideoSeat
Jan. 1	Virginia (Sugar Bowl)	23-22	W ABC

1991		9-3	
Sept. 5	at Louisville	28-11	W ESPN
Sept. 14	UCLA	30-16	W TBS
Sept. 21	Mississippi St.	26-24	W TBS
Sept. 28	Auburn	30-21	W ESPN
Oct. 12	at Florida	18-35	L ESPN
Oct. 19	at Alabama	19-24	L ABC
Nov. 2	Memphis	52-24	WVideoSeat
Nov. 9	at Notre Dame	35-34	W NBC
Nov. 16	Ole Miss	36-25	WVideoSeat
Nov. 23	at Kentucky	16-7	W TBS
Nov. 30	Vanderbilt	45-0	W SpSouth
Jan. 1	Penn State (Fiesta Bowl)	17-42	L NBC

1992		7-3	
Sept. 12	at Georgia	34-31	W ABC
Sept. 19	Florida	31-14	W ABC
Sept. 26	Cincinnati	40-0	WVideoSeat
Oct. 3	at LSU	20-0	W ESPN
Oct. 10	Arkansas	24-25	L JP
Oct. 17	Alabama	10-17	L ABC
Oct. 31	at South Carolina	23-24	L JP
Nov. 14	at Memphis	26-21	WVideoSeat
Nov. 28	at Vanderbilt	29-25	WVideoSeat
Jan. 1	Boston College (H of F Bowl)	38-23	W ESPN

1993		9-2-1	
Sept. 4	Louisiana Tech	50-0	WVideoSeat
Sept. 11	Georgia	38-6	W ESPN
Sept. 18	at Florida	34-41	L ABC
Sept. 25	LSU	42-20	W JP
Oct. 2	Duke	52-19	WVideoSeat
Oct. 9	at Arkansas	28-14	W JP
Oct. 16	at Alabama	*17-17	T ABC
Oct. 30	South Carolina	55-3	W JP
Nov. 6	Louisville	45-10	W ABC
Nov. 20	at Kentucky	48-0	W ESPN
Nov. 27	Vanderbilt	62-14	W JP
Jan. 1	Penn State (Citrus Bowl)	13-31	L ABC

*Game later forfeited to UT as result of NCAA sanctions.

1994		5-4	
Sept. 3	at UCLA	23-25	L ABC
Sept. 10	at Georgia	41-23	W ESPN
Sept. 17	Florida	0-31	L ESPN
Sept. 24	at Mississippi St.	21-24	L JP
Oct. 8	Arkansas	38-21	WVideoSeat
Oct. 15	Alabama	13-17	L ESPN
Nov. 19	Kentucky	52-0	W JP
Nov. 26	at Vanderbilt	65-0	W JP
Dec. 30	Virginia Tech (Gator Bowl)	45-23	W TBS

1995		11-1	
Sept. 2	East Carolina	27-7	WVideoSeat
Sept. 9	Georgia	30-27	W ESPN
Sept. 16	at Florida	37-62	L ABC
Sept. 23	Mississippi St.	52-14	W ABC
Sept. 30	Oklahoma State	31-0	WVideoSeat
Oct. 7	at Arkansas	49-31	WVideoSeat
Oct. 14	at Alabama	41-14	W ESPN
Oct. 28	South Carolina	56-21	W JP
Nov. 4	Southern Miss	42-0	WVideoSeat
Nov. 18	at Kentucky	34-31	W JP
Nov. 25	Vanderbilt	12-7	W JP
Jan. 1	Ohio State (Citrus Bowl)	20-14	W ABC

1996		10-2	
Aug. 31	UNLV	62-3	WVideoSeat
Sept. 7	UCLA	35-20	W CBS
Sept. 21	Florida	29-35	L CBS
Oct. 3	Mississippi (Memphis)	41-3	W ESPN
Oct. 12	at Georgia	29-17	W ESPN
Oct. 26	Alabama	20-13	W CBS
Nov. 2	at South Carolina	31-14	W JP
Nov. 9	at Memphis	17-21	L CBS
Nov. 16	Arkansas	55-14	W JP
Nov. 23	Kentucky	56-10	W CBS
Nov. 30	at Vanderbilt	14-7	W ESPN
Jan. 1	Northwestern (Citrus Bowl)	48-28	W ABC

1997		11-2	
Aug. 30	Texas Tech	52-17	W ESPN
Sept. 6	at UCLA	30-24	W ABC
Sept. 20	at Florida	20-33	L CBS
Oct. 4	Mississippi	31-17	W CBS
Oct. 11	Georgia	38-13	W CBS
Oct. 18	at Alabama	38-21	W ESPN
Nov. 1	South Carolina	22-7	W JP
Nov. 8	Southern Miss	44-20	WVideoSeat
Nov. 15	at Arkansas	30-22	W ESPN2
Nov. 22	at Kentucky	59-31	WESPN2/JP
Nov. 29	Vanderbilt	17-10	W CBS
Dec. 6	Auburn (SEC Championship)	30-29	W ABC
Jan. 2	Nebraska (Orange Bowl)	17-42	L CBS

1998		13-0	
Sept. 5	at Syracuse	34-33	W ESPN
Sept. 19	Florida	(ot) 20-17	W CBS
Sept. 26	Houston	42-7	WVideoSeat
Oct. 3	at Auburn	17-9	W CBS
Oct. 10	at Georgia	22-3	W CBS
Oct. 24	Alabama	35-18	W CBS
Oct. 31	at South Carolina	49-14	W JP
Nov. 7	UAB	37-13	WVideoSeat
Nov. 14	Arkansas	28-24	W CBS
Nov. 21	Kentucky	59-21	W CBS
Nov. 28	at Vanderbilt	41-0	WESPN2/JP
Dec. 5	Miss. State (SEC Championship)	24-14	W ABC
Jan. 4	Florida St. (Fiesta Bowl)	23-16	W ABC

1999		9-3	
Sept. 4	Wyoming	42-17	W ESPN2
Sept. 18	at Florida	21-23	L CBS
Sept. 25	Memphis	17-16	WVideoSeat
Oct. 2	Auburn	24-0	W ESPN
Oct. 9	Georgia	37-20	W ESPN
Oct. 23	at Alabama	21-7	W CBS
Oct. 30	South Carolina	30-7	WVideoSeat
Nov. 6	Notre Dame	38-14	W ESPN
Nov. 13	at Arkansas	24-28	L JP
Nov. 20	at Kentucky	56-21	W JP
Nov. 27	Vanderbilt	38-10	W CBS
Jan. 2	Nebraska (Fiesta Bowl)	21-31	L ABC

2000		8-4	
Sept. 2	Southern Miss.	19-16	W ESPN
Sept. 16	Florida	23-27	L CBS
Sept. 23	UL-Monroe	70-3	WVideoSeat
Sept. 30	at LSU	(ot) 31-38	L ESPN
Oct. 7	at Georgia	10-21	L ESPN
Oct. 21	Alabama	20-10	W CBS
Oct. 28	at South Carolina	17-14	W JP
Nov. 4	at Memphis	19-17	W Fox
Nov. 11	Arkansas	63-20	W JP
Nov. 18	Kentucky	59-20	W JP
Nov. 25	at Vanderbilt	28-26	W JP
Jan. 1	Kansas State (Cotton Bowl)	21-35	L Fox

2001		11-2	
Sept. 1	Syracuse	33-9	W ESPN2
Sept. 8	at Arkansas	13-3	W ESPN2
Sept. 29	LSU	26-18	W ESPN
Oct. 6	Georgia	24-26	L CBS
Oct. 20	at Alabama	35-24	W CBS
Oct. 27	South Carolina	17-10	W ESPN2
Nov. 3	at Notre Dame	28-18	W NBC
Nov. 10	Memphis	49-28	WVideoSeat
Nov. 17	at Kentucky	38-35	W JP
Nov. 24	Vanderbilt	38-0	W CBS
Dec. 1	at Florida	34-32	W CBS
Dec. 8	LSU (SEC Championship)	20-31	L CBS
Jan. 1	Michigan (Citrus Bowl)	45-17	W ABC

2002		8-5	
Aug. 31	Wyoming (Nashville)	47-7	W ESPN2
Sept. 7	MTSU	26-3	WVideoSeat
Sept. 21	Florida	13-30	L CBS
Sept. 28	Rutgers	35-14	WVideoSeat
Oct. 5	Arkansas	(6 ot) 41-38	W ESPN
Oct. 12	at Georgia	13-18	L CBS
Oct. 26	Alabama	14-34	L ESPN
Nov. 2	at South Carolina	18-10	W CBS
Nov. 9	Miami (Fla.)	3-26	L CBS
Nov. 16	at Mississippi St.	35-17	W JP
Nov. 23	at Vanderbilt	24-0	W JP
Nov. 30	Kentucky	24-0	W JP
Dec. 31	Maryland (Peach Bowl)	3-30	L ESPN

2003		10-3	
Aug. 30	Fresno State	24-6	W ESPN2
Sept. 6	Marshall	34-24	W ESPN2
Sept. 20	at Florida	24-10	W CBS
Sept. 27	South Carolina	(ot) 23-20	W ESPN
Oct. 4	at Auburn	21-28	L ESPN
Oct. 11	Georgia	14-41	L ESPN2
Oct. 25	at Alabama	(5 ot) 51-43	W CBS
Nov. 1	Duke	23-6	WVideoSeat
Nov. 8	at Miami (Fla.)	10-6	W ABC
Nov. 15	Mississippi State	59-21	W JP
Nov. 22	Vanderbilt	48-0	WVideoSeat
Nov. 29	at Kentucky	20-7	W JP
Jan. 2	Clemson (Peach Bowl)	14-27	L ESPN

2004		10-3	
Sept. 5	UNLV	42-17	W ESPN
Sept. 18	Florida	30-28	W CBS
Sept. 25	Louisiana Tech	42-17	WVideoSeat
Oct. 2	Auburn	10-34	L ESPN
Oct. 9	at Georgia	19-14	W CBS
Oct. 16	at Mississippi	21-17	W ESPN2
Oct. 23	Alabama	17-13	W CBS
Oct. 30	at South Carolina	43-29	W JP
Nov. 6	Notre Dame	13-17	L CBS
Nov. 20	at Vanderbilt	38-33	W JP
Nov. 27	Kentucky	37-31	W JP
Dec. 4	Auburn (SEC Championship)	28-38	L CBS
Jan. 1	Texas A&M (Cotton Bowl)	38-7	W Fox

2005		4-6	
Sept. 3	UAB	17-10	W JP
Sept. 17	at Florida	7-16	L CBS
Sept. 26	at LSU	30-27	W ESPN2
Oct. 1	Mississippi	27-10	W JP
Oct. 8	Georgia	14-27	L CBS
Oct. 22	at Alabama	3-6	L CBS
Oct. 29	South Carolina	15-16	L ESPN2
Nov. 5	at Notre Dame	21-41	L NBC
Nov. 12	Memphis	20-16	WVideoSeat
Nov. 19	Vanderbilt	24-28	L JP
Nov. 26	at Kentucky	27-8	W JP

2006		9-4	
Sept. 2	California	35-18	W ESPN
Sept. 9	Air Force	31-30	WVideoSeat
Sept. 16	Florida	20-21	L CBS
Sept. 23	Marshall	33-7	WVideoSeat
Sept. 30	at Memphis	41-7	W ESPN
Oct. 7	at Georgia	51-33	W ESPN
Oct. 21	Alabama	16-13	W CBS
Oct. 28	at South Carolina	31-24	W ESPN
Nov. 4	LSU	24-28	L CBS
Nov. 11	at Arkansas	14-31	L ESPN2
Nov. 18	at Vanderbilt	39-10	W LFN
Nov. 25	Kentucky	17-12	W LFN
Jan. 1	Penn State (Outback Bowl)	10-20	L ESPN

2007		10-4	
Sept. 1	California	31-45	L ABC
Sept. 8	Southern Miss	39-19	WVideoSeat
Sept. 15	at Florida	20-59	L CBS
Sept. 22	Arkansas State	48-27	WVideoSeat
Oct. 6	Georgia	35-14	W CBS
Oct. 13	at Mississippi State	33-21	WVideoSeat
Oct. 20	Alabama	17-41	L LF
Oct. 27	South Carolina	27-24	W ESPN
Nov. 3	Louisiana Lafayette	59-7	WVideoSeat
Nov. 10	Arkansas	34-13	W LF
Nov. 17	Vanderbilt	25-24	WVideoSeat
Nov. 24	at Kentucky	(5 ot) 52-50	W CBS
Dec. 1	LSU	14-21	L CBS
Jan. 1	Wisconsin (Outback Bowl)	21-17	W ESPN

2008		5-7	
Sept. 1	at UCLA	(ot) 24-27	L ESPN
Sept. 13	UAB	35-3	W Raycom
Sept. 20	Florida	6-30	L CBS
Sept. 27	at Auburn	12-14	L CBS
Oct. 11	at Georgia	14-26	L CBS
Oct. 4	Northern Illinois	13-9	WVideoSeat
Oct. 18	Mississippi State	34-3	WVideoSeat
Oct. 25	Alabama	9-29	L ESPN
Nov. 1	at South Carolina	6-27	L ESPN2
Nov. 8	Wyoming	7-13	LVideoSeat
Nov. 22	at Vanderbilt	20-10	W Raycom
Nov. 29	Kentucky	28-10	W ESPN2



2009		7-6	
Sept. 5	Western Kentucky	63-7	W SEC-N
Sept. 12	UCLA	15-19	L ESPN
Sept. 19	at Florida	13-23	L CBS
Sept. 26	Ohio	34-23	W VideoSeat
Oct. 3	Auburn	22-26	L ESPN
Oct. 10	Georgia	45-19	W SEC
Oct. 24	at Alabama	10-12	L CBS
Oct. 31	South Carolina	31-13	W ESPN
Nov. 7	Memphis	56-28	W ESPNU
Nov. 14	at Mississippi	17-42	L CBS
Nov. 21	Vanderbilt	31-16	W ESPNU
Nov. 28	at Kentucky	(ot) 30-24	W ESPNU
Dec. 31	Va. Tech (Chick-fil-A Bowl)	14-37	L ESPN

2010		6-7	
Sept. 4	UT Martin	50-0	W VideoSeat
Sept. 11	Oregon	13-48	L ESPN2
Sept. 18	Florida	17-31	L CBS
Sept. 25	UAB	(2 ot) 32-29	W SEC
Oct. 2	at LSU	14-16	L CBS
Oct. 9	at Georgia	14-41	L SEC
Oct. 23	Alabama	10-41	L ESPN
Oct. 30	at South Carolina	24-38	L SEC
Nov. 6	at Memphis	50-14	W CBS-C
Nov. 13	Mississippi	52-14	W CBS
Nov. 20	at Vanderbilt	24-10	W CSS
Nov. 27	Kentucky	24-14	W SEC
Dec. 30	UNC (Music City Bowl)	(2ot) 27-30	L ESPN

2011		5-7	
Sept. 3	Montana	42-16	W VideoSeat
Sept. 10	Cincinnati	45-23	W ESPN2
Sept. 17	at Florida	23-33	L CBS
Oct. 1	Buffalo	41-10	W CSS
Oct. 8	Georgia	12-20	L ESPN2
Oct. 15	LSU	7-38	L CBS
Oct. 22	at Alabama	6-37	L ESPN2
Oct. 29	South Carolina	3-14	L ESPN2
Nov. 5	Middle Tennessee	24-0	W FSN
Nov. 12	at Arkansas	7-49	L ESPN2
Nov. 19	Vanderbilt	(ot) 27-21	W ESPNU
Nov. 26	at Kentucky	7-10	L SEC

2012		5-7	
Aug. 31	vs. NC State (Atlanta, Ga.)	35-21	W ESPNU
Sept. 8	Georgia State	51-13	W VideoSeat
Sept. 15	Florida	20-37	L ESPN
Sept. 22	Akron	47-26	W CSS
Sept. 29	at Georgia	44-51	L CBS
Oct. 13	at Mississippi State	31-41	L ESPN2
Oct. 20	Alabama	13-44	L ESPN
Oct. 27	at South Carolina	35-38	L ESPN
Nov. 3	Troy	55-48	W FSN
Nov. 10	Missouri	(4 ot) 48-51	L SEC-N
Nov. 17	at Vanderbilt	18-41	L ESPN2
Nov. 24	Kentucky	37-17	W SEC

2013		5-7	
Aug. 31	Austin Peay	45-0	W VideoSeat
Sept. 7	Western Kentucky	52-20	W SEC TV
Sept. 14	Oregon	14-59	L ABC
Sept. 21	Florida	17-31	L CBS
Sept. 28	South Alabama	31-24	W SEC TV
Oct. 5	Georgia	(ot) 31-34	L CBS
Oct. 19	South Carolina	23-21	W ESPN
Oct. 26	at Alabama	10-45	L CBS
Nov. 2	at Missouri	3-31	L ESPN
Nov. 9	Auburn	23-55	L ESPN
Nov. 23	Vanderbilt	10-14	L ESPN2
Nov. 30	at Kentucky	17-14	W ESPNU

2014		7-6	
Aug. 31	Utah State	38-7	W SECN
Sept. 6	Arkansas State	34-19	W SECN
Sept. 13	at Oklahoma	10-34	L ABC
Sept. 27	at Georgia	32-35	L ESPN
Oct. 4	Florida	9-10	L SECN
Oct. 11	Chattanooga	45-10	W SECN
Oct. 18	at Ole Miss	3-34	L ESPN
Oct. 25	Alabama	20-34	L ESPN2
Nov. 1	at South Carolina	(ot) 45-42	W SECN
Nov. 15	Kentucky	50-16	W SECN
Nov. 22	Missouri	21-29	L ESPN
Nov. 29	at Vanderbilt	24-17	W SECN
Jan. 2	Iowa (TaxSlayer Bowl)	45-28	W ESPN

2015		9-4	
Sept. 5	vs. Bowling Green (Nashville)	59-30	W SECN
Sept. 12	Oklahoma	(2ot) 24-31	L ESPN
Sept. 19	Western Carolina	55-10	W ESPNU
Sept. 26	at Florida	27-28	L CBS
Oct. 3	Arkansas	20-24	L ESPN2
Oct. 10	Georgia	38-31	W CBS
Oct. 24	at Alabama	14-19	L CBS
Oct. 31	at Kentucky	52-21	W SECN
Nov. 7	South Carolina	27-24	W SECN
Nov. 14	North Texas	24-0	W SECN
Nov. 21	at Missouri	19-8	W ESPN2
Nov. 28	Vanderbilt	53-28	W SECN
Jan. 1	Northwestern (Outback Bowl)	45-6	W ESPN2

2016		9-4	
Sept. 1	Appalachian State	(ot) 20-13	W SECN
Sept. 10	Virginia Tech (Bristol)	45-24	W ABC
Sept. 17	Ohio	28-19	W SECN
Sept. 24	Florida	38-28	W CBS
Oct. 1	at Georgia	34-31	W CBS
Oct. 8	at Texas A&M	(2ot) 38-45	L CBS
Oct. 15	Alabama	10-49	L CBS
Oct. 29	at South Carolina	21-24	L ESPN2
Nov. 5	Tennessee Tech	55-0	W SECN Alt
Nov. 12	Kentucky	49-36	W SECN
Nov. 19	Missouri	63-37	W CBS
Nov. 26	at Vanderbilt	34-45	L SECN
Dec. 30	Nebraska (Music City Bowl)	38-24	W ESPN

RECORD PER TV NETWORK

ABC: 29-25-3	FOX: 2-1	SEC Network: 14-2
CSS: 3-0	FSN: 2-0	SEC Net. Alt.: 1-0
CBS: 39-45	*Raycom/LFS/	TBS: 17-5-1
ESPN: 37-30-2	JP: 38-6	PPV/VideoSeat:
ESPN2: 16-15	NBC: 3-7-3	45-1
ESPNU: 7-0	SEC/SEC TV: 7-4	Other: 4-2
Total: 254-139-9		

MARGINS/STREAKS

■ **TOTAL POINTS 1891-1936**

TENNESSEE			OPPONENTS		
Year	Opponent	Score	Year	Opponent	Score
1905	American Temp. Univ.	104-0	1893	Duke	70-0
1912	King	101-0	1893	Wake Forest	64-0
1915	Carson-Newman	101-0	1893	North Carolina	60-0
1915	Cumberland	101-0	1893	Kentucky	56-0
1913	Athens	95-0	1892	Sewanee	54-0
1914	Carson-Newman	89-0	1906	Alabama	51-0
1915	Centre	80-0	1909	Vanderbilt	51-0
1913	Maryville	75-0			
1929	Carson-Newman	73-0			
1912	Centre	67-0			
1914	Chattanooga	67-0			

■ **TOTAL POINTS 1937-PRES.**

TENNESSEE			OPPONENTS		
Year	Opponent	Score	Year	Opponent	Score
2000	Louisiana Monroe	70-3	1995	Florida	62-37
1951	Tennessee Tech	68-0	2013	Oregon	59-14
1994	Vanderbilt	65-0	2007	Florida	59-20
2016	Missouri	63-37	1986	Alabama	56-28
2000	Arkansas	63-20	2013	Auburn	55-23
2009	Western Kentucky	63-7	2007	Kentucky (4OT)	52-50
1960	Tampa	62-7	1988	Washington St.	52-24
1993	Vanderbilt	62-14	2012	Georgia	51-44
1996	UNLV	62-3	2012	Missouri (OT)	51-48
1951	Washington & Lee	60-14			

■ **MARGINS OF VICTORY/DEFEAT 1891-1936**

WINS				
Year	Opponent	Score	Margin	
1905	American University	104-0	104	
1912	King	101-0	101	
1915	Carson-Newman	101-0	101	
1915	Cumberland	101-0	101	
1913	Athens	95-0	95	
1914	Carson-Newman	89-0	89	
1915	Centre	80-0	80	
1913	Maryville	75-0	75	
1929	Carson-Newman	73-0	73	
1912	Centre	67-0	67	
1914	Chattanooga	67-0	67	

LOSSES

Year	Opponent	Score	Margin
1893	Duke	0-70	70
1893	Wake Forest	0-64	64
1893	North Carolina	0-60	60
1893	Kentucky	0-56	56
1892	Sewanee	0-54	54
1906	Alabama	0-51	51
1909	Vanderbilt	0-51	51
1910	Mississippi A&M	0-48	48
1899	Sewanee	0-46	46

■ **MARGINS OF VICTORY/DEFEAT 1937-PRES.**

WINS				
Year	Opponent	Score	Margin	
1951	Tennessee Tech	68-0	68	
2000	Louisiana-Monroe	70-3	67	
1994	at Vanderbilt	65-0	65	
1996	UNLV	62-3	59	

LOSSES

Year	Opponent	Score	Margin
2013	at Oregon	14-59	45
1981	at Georgia	0-44	44
2011	at Arkansas	7-49	42
2016	Alabama	10-49	39
2007	at Florida	20-59	39

1969	at Mississippi	0-38	38
1981	at Southern California	7-43	36

■ **CONSECUTIVE VICTORIES**

- 23**—Final two games of 1937 through the regular season of 1939 (Broken by 14-0 loss to Southern California in the 1940 Rose Bowl)
- 20**—Last 10 games of 1950 through the regular season of 1951. (Broken by 28-13 loss to Maryland in the 1952 Sugar Bowl)
- 14**—Entire 1998 13-game season through one game of 1999. (Broken by 23-21 loss at Florida)
- 14**—Last six games of 1930 through eight games of 1931. (Broken by 6-6 tie at Kentucky)
- 12**—Final games of 1913 through second game of 1915. (Broken by 3-0 home loss to Clemson)

■ **CONSECUTIVE SEC VICTORIES**

- 20**—Final two SEC games of 1937 through the regular season of 1940. (Broken by 9-2 loss to Alabama in 1941)
- 17**—Final seven SEC games of 1997 through the SEC Championship Game of 1998. (Broken by 23-21 loss at Florida in 1999)

■ **CONSECUTIVE HOME VICTORIES**

- 30**—Final game of 1928 season through the second game of 1933. (Broken by 12-6 loss to Alabama)
- 23**—Fourth game of the 1996 season through first game of 2000. (Broken by 27-23 loss to Florida)
- 22**—First game of 1938 season through the second game of 1941. (Broken by 9-2 loss to Alabama)
- 20**—Last game of 1949 season through the fifth game of 1952. (Broken by 14-14 tie to Kentucky)

■ **CONSECUTIVE SEC HOME VICTORIES**

- 15**—Second game in 1996 through the end of 1999 season. (Broken by 27-23 loss to Florida)
- 11**—First game of 1938 season through the end of 1940. (Broken by 9-2 loss to Alabama)

■ **CONSECUTIVE VICTORIES AWAY FROM NEYLAND STADIUM**

- 10**—Last two away games of 1937 through last away game of 1939. (Broken by 0-14 loss in the 1939 Rose Bowl to Southern Cal)
- 7**—Second away game of 1950 through the last away game of 1951. (Broken by 13-28 loss in the 1951 Sugar Bowl to Maryland)
- 7**—Second away game of 1995 through third away game of 1996. (Broken by 17-21 loss to Memphis)
- 7**—Entire 1998 season. (Broken by 21-23 loss to Florida in 1999)

■ **CONSECUTIVE SEC ROAD VICTORIES**

- 11**—Last SEC road game of 1937 through last SEC road game of 1941 (Broken by 0-0 tie at South Carolina Sept. 26, 1942)
- 7**—Alabama game 1997 through Vanderbilt 1998 (Broken by 23-21 loss at Florida Sept. 18, 1999)
- 7**—Arkansas game 1995 through Vanderbilt game 1996 (Broken by 33-20 loss at Florida Sept. 20, 1997)
- 7**—Last SEC road game of 1950 through last SEC road game of 1952 (Broken by 0-0 tie at Alabama Oct. 17, 1953)

■ **CONSECUTIVE LOSSES**

- 6**—First six games of 1988. (Broken by 38-25 road victory against Memphis State)
- 6**—Last four games of 1954 through first two games of 1955. (Broken by 13-0 home victory against Chattanooga)
- 6**—Six games of 1909. (Broken by 0-0 road tie with Chattanooga)



- 6—Last two games of 1892 through first four games of 1893. (Broken by 32-0 home victory against Maryville)
- 5—Last five games of 1924. (Broken by 51-0 home victory against Emory & Henry in 1925)
- 5—Five games of 1904. (Broken by 23-0 road victory against Grant)

■ CONSECUTIVE SEC LOSSES

- 8—Kentucky game 2011 through Vanderbilt game 2012 (Broken by 37-17 home victory against Kentucky Nov. 24, 2012)
- 6—Florida game 2011 through Arkansas game 2011 (Broken by 27-21 OT home victory against Vanderbilt Nov. 19, 2011)
- 6—Alabama game 1954 through Mississippi State game 1955 (Broken by 20-0 win at Alabama Oct. 15, 1955)
- 5—Auburn game 1977 through Kentucky game 1977 (Broken by 42-7 win at Vanderbilt Nov. 26, 1977)

■ CONSECUTIVE HOME LOSSES

- 4—First four home games of 1988. (Broken by 10-7 home victory against Boston College)
- 4—Last two home games of 1954 through first two home games of 1955. (Broken by 13-0 home victory against Chattanooga)
- 4—Second through the fifth home game of 1909. (Broken by 11-0 home victory against Transylvania)
- 4—Three home games of 1892 through first home game of 1893. (Broken by 32-0 home victory against Maryville)

■ CONSECUTIVE SEC HOME LOSSES

- 5—Mississippi game 1962 through Georgia Tech game 1963 (Broken by 14-0 win over Vanderbilt Nov. 30, 1962)
- 4—Georgia game 2005 through Florida game 2006 (Broken by 16-13 win over Alabama Oct. 21, 2006)
- 4—Alabama game 1954 through Mississippi State game 1955 (Broken by 7-7 tie with Georgia Tech Nov. 5, 1955)

■ CONSECUTIVE LOSSES AWAY FROM NEYLAND STADIUM

- 8—Last four away games of 2012 to first four games of 2013 (Broken with win at Kentucky, Nov. 30, 2013)
- 7—Four away games of 1977 through first three away games of 1978. (Broken by 41-15 away victory against Vanderbilt)
- 6—Last three away games of 1912 through first three away games of 1913. (Broken by 13-7 away victory against Kentucky State)
- 5—The 2010 Music City Bowl through Kentucky game 2011 (Broken by a 38-22 win over NC State in Atlanta, Ga. on Aug. 31, 2012)
- 5—The 1946 Orange Bowl through first four away games of 1947. (Broken by 13-6 away victory against Kentucky)

■ CONSECUTIVE SEC ROAD LOSSES

- 11—Florida game 2011 through Missouri game 2013 (Broken with 27-14 win at Kentucky, Nov. 30, 2013)
- 6—Alabama game 1977 through Mississippi State game 1978 (Broken by 41-15 win at Vanderbilt Dec. 2, 1978)
- 4—Georgia game 1981 through Auburn game 1982 (Broken by 24-24 tie at LSU Oct. 9, 1982)

PROGRAM MILESTONES

VICTORIES

No.	Date	Score	Opponent	Place
1	Oct. 15, 1892	25-0	Maryville	
50	Oct. 17, 1908	7-0	Kentucky State	Knoxville
100	Nov. 6, 1920	49-0	Transylvania	Knoxville
150	Oct. 27, 1928	26-7	Washington & Lee	Knoxville
200	Oct. 13, 1934	27-0	Mississippi	Knoxville
250	Nov. 16, 1940	41-14	Virginia	Knoxville
300	Oct. 16, 1948	21-6	Alabama	Knoxville
350	Oct. 15, 1955	20-0	Alabama	Birmingham
400	Nov. 9, 1963	26-0	Tulane	New Orleans
450	Oct. 3, 1970	48-3	Army	Knoxville
500	Nov. 22, 1975	17-13	Kentucky	Lexington
550	Nov. 26, 1983	34-24	Vanderbilt	Knoxville
600	Jan. 1, 1990	31-27	Arkansas	Dallas (Cotton)
650	Oct. 7, 1995	49-31	Arkansas	Fayetteville
700	Sept. 2, 2000	19-16	Southern Mississippi	Knoxville
750	Oct. 1, 2005	27-10	Mississippi	Knoxville
800	Aug. 31, 2013	45-0	Austin Peay	Knoxville

LOSSES

No.	Date	Score	Opponent	Place
1	Nov. 21, 1891	24-0	Sewanee	Chattanooga
50	Nov. 6, 1909	51-0	Vanderbilt	Nashville
100	Oct. 19, 1935	25-0	Alabama	Knoxville
150	Sept. 27, 1958	13-0	Auburn	Birmingham
200	Dec. 29, 1973	28-19	Texas Tech	Jacksonville (Gator)
250	Oct. 13, 1984	43-30	Florida	Knoxville
300	Dec. 31, 2002	30-3	Maryland	Atlanta (Peach)
350	Oct. 13, 2012	41-31	Mississippi State	Starkville

ALL-TIME VICTORIES (FBS PROGRAMS)

1. Michigan	935	334	36	.730	1305	9. Tennessee	829	375	53	.680	1257
2. Notre Dame	896	321	42	.728	1259	10. USC	823	336	54	.700	1213
3. Texas	891	360	33	.707	1284	11. Georgia	795	418	54	.649	1267
4. Nebraska	889	372	40	.699	1301	12. LSU	778	408	47	.650	1233
5. Ohio State	886	322	53	.724	1261	13. Auburn	749	432	47	.629	1228
6. Alabama	878	327	43	.721	1248	14. West Virginia	737	485	45	.599	1267
7. Oklahoma	872	321	53	.721	1245	15. Virginia Tech	729	461	46	.608	1236
8. Penn State	867	385	42	.686	1294						

HOMECOMING

Homecoming festivities at the University of Tennessee bring reunions, parades, corsages, the alumni band and memories of days gone by. But mostly, Homecoming means Volunteer football. Over the years, Homecoming has delivered some of the most exciting gridiron confrontations in UT football history.

The alumni festivities first began in the early years of the 20th century. The inaugural installment came with a victory over Vanderbilt in 1916. Homecoming celebrations for former students—a phenomenon of many campuses at about this time—came to fruition during this period. While a Homecoming had been held in 1916, the following year war conditions and limited transportation caused such activities to be cancelled.

Although the event made a comeback in 1919, it was not until 1925 that the Tennessee Alumni Association organized Homecoming activities in connection with the Mississippi A&M football game. Thereafter, Homecoming occurred each year in conjunction with one of the football games. A major attraction of the festivities was a barbecue, as evidenced by the 15 carcasses of beef and 170 gallons of coffee consumed by the alumni in 1927.

Entering the 2002 campaign, Tennessee had won 18 consecutive Homecoming games dating to a 13-10 loss to Mississippi in 1983. However, the Vols lost to the No. 1-ranked Miami Hurricanes 26-3 in the 2002 Homecoming contest.

ALL-TIME HOMECOMING RESULTS

Date	Opponent	WLT	Score	
			UT	Opp.
11/11/1916	Vanderbilt	W	10	6
1917	NO TEAM—WORLD WAR I			
1918	NO TEAM—WORLD WAR I			
11/1/1919	North Carolina	T	0	0
1920	NO HOMECOMING			
1921	NO HOMECOMING			
1922	NO HOMECOMING			
1923	NO HOMECOMING			
1924	NO HOMECOMING			
11/14/1925	Mississippi A&M	W	14	9
11/6/1926	Sewanee	W	12	0
11/12/1927	Vanderbilt	T	7	7
10/27/1928	Washington & Lee	W	26	7
10/19/1929	Alabama	W	6	0
10/25/1930	North Carolina	W	9	7
10/17/1931	Alabama	W	25	0
10/29/1932	Duke	W	16	13
10/21/1933	Alabama	L	6	12
10/27/1934	Duke	W	14	6
10/19/1935	Alabama	L	0	25
10/24/1936	Duke	W	15	13
11/13/1937	Vanderbilt	L	7	13
10/29/1938	Louisiana State	W	14	6
10/21/1939	Alabama	W	21	0
11/23/1940	Kentucky	W	33	0
11/29/1941	Vanderbilt	W	26	7
11/21/1942	Kentucky	W	26	0
1943	NO TEAM—WORLD WAR II			
11/18/1944	Temple	W	27	14
12/1/1945	Vanderbilt	W	45	0
10/19/1946	Alabama	W	12	0
10/4/1947	Duke	L	7	19
10/16/1948	Alabama	W	21	6
11/5/1949	Georgia Tech	L	13	30
11/4/1950	North Carolina	L	16	0
12/1/1951	Vanderbilt	W	35	27
11/26/1952	Florida	W	26	12
11/7/1953	Louisiana State	W	32	14
11/13/1954	Florida	L	0	14
11/5/1955	Georgia Tech	T	7	7
11/3/1956	North Carolina	W	20	0
11/9/1957	Georgia Tech	W	21	6
11/15/1958	Mississippi	W	18	16
11/7/1959	Louisiana State	W	14	13
11/12/1960	Mississippi	L	3	24
10/7/1961	Mississippi State	W	17	3
11/17/1962	Mississippi	L	6	19
10/12/1963	Georgia Tech	L	7	23
11/14/1964	Mississippi	L	0	30
10/9/1965	South Carolina	W	24	3
11/12/1966	Mississippi	L	7	14

Date	Opponent	WLT	Score	
			W	UT Opp.
11/11/1967	Tulane	W	35	14
11/2/1968	UCLA	W	42	18
11/8/1969	South Carolina	W	29	14
11/21/1970	Kentucky	W	45	0
11/6/1971	South Carolina	W	35	6
11/18/1972	Mississippi	W	17	0
11/3/1973	Georgia	L	31	35
11/23/1974	Kentucky	W	24	7
11/8/1975	Utah	W	40	7
11/13/1976	Mississippi	W	32	6
11/5/1977	Memphis State	W	27	14
11/18/1978	Mississippi	W	41	17
11/3/1979	Rutgers	L	7	13
11/1/1980	Virginia	L	13	16
11/7/1981	Wichita State	W	24	21
11/6/1982	Memphis State	W	29	3
11/12/1983	Mississippi	L	10	13
11/10/1984	Memphis State	W	41	9
11/2/1985	Rutgers	W	40	0
11/8/1986	Memphis State	W	33	3
11/14/1987	Mississippi	W	55	13
11/5/1988	Boston College	W	10	7
10/7/1989	Georgia	W	17	14
10/13/1990	Florida	W	45	3
11/2/1991	Memphis State	W	52	24
9/26/1992	Cincinnati	W	40	0
10/2/1993	Duke	W	52	19
10/1/1994	Washington State	W	10	9
9/30/1995	Oklahoma State	W	31	0
11/16/1996	Arkansas	W	55	14
11/8/1997	Southern Mississippi	W	44	20
11/7/1998	Alabama-Birmingham	W	37	13
9/25/1999	Memphis	W	17	16
9/23/2000	Louisiana-Monroe	W	70	3
11/10/2001	Memphis	W	49	28
11/9/2002	Miami (Fla.)	L	3	26
11/1/2003	Duke	W	23	6
9/25/2004	Louisiana Tech	W	42	17
11/12/2005	Memphis	W	20	16
9/23/2006	Marshall	W	33	7
11/3/2007	Louisiana-Lafayette	W	59	7
11/8/2008	Wyoming	L	7	13
11/7/2009	Memphis	W	56	28
11/13/2010	Mississippi	W	52	14
11/5/2011	Middle Tennessee	W	24	0
11/3/2012	Troy	W	55	48
11/9/2013	Auburn	L	23	55
10/11/2014	Chattanooga	W	45	10
11/14/2015	North Texas	W	24	0
11/5/2016	Tennessee Tech	W	55	0

THE RECORD: 71-19-3



TENNESSEE IN THE POLLS

Since the inception of wire service polls, Tennessee has frequently placed among the nation's leaders in the national rankings. The Associated Press poll, which began in 1936, the United Press International poll, running from 1950 until 1991, and the CNN-USA Today poll lasting from 1982 until 1997, when it became the ESPN/USA Today poll, all reflect the lofty standings of the Vols in the eyes of coaches, sports writers and broadcasters.

At the end of the 2015 season, the Vols were ranked in 568 polls (11th all-time) in 51.5 percent of the polls.

Tennessee won the 1951 and 1998 national championships in all polls and finished No. 2 in 1938, 1939, 1956, 1967 and 1995. The Vols have been awarded other national championships as determined by different points and ratings systems in effect at the time.

UT earned national titles in 1938 and 1940 according to both the Dunkel and Litkenhous Systems. The Vols were named national champs in 1950 by Dunkel and in 1967 by Litkenhous. The 1951 title was also honored by both the Litkenhous and Williamson Systems.

TENNESSEE AS NO. 1

Tennessee ended the 1951 and 1998 seasons ranked No. 1 in the major wire service polls. The 1998 Vols were crowned national champion by the Associated Press and ESPN/USA Today-Coaches poll, while the 1951 Vols were honored by both the AP and UPI polls. In addition, the Vols have held down the nation's top spot on 15 different occasions in the history of the weekly Associated Press poll and have a 15-0 mark in those games. UT's next game results after an AP No. 1 ranking are listed below.

Poll Date	Next Game Result
Oct. 24, 1939	Tennessee 17, Mercer 0 (Oct. 28)
Oct. 31, 1939	Tennessee 20, Louisiana State 0 (Nov. 4)
Nov. 7, 1939	Tennessee 34, The Citadel 0 (Nov. 11)
Nov. 14, 1939	Tennessee 13, Vanderbilt 0 (Nov. 18)
Oct. 23, 1951	Tennessee 68, Tennessee Tech 0 (Oct. 27)
Oct. 30, 1951	Tennessee 27, North Carolina 0 (Nov. 3)
Nov. 11, 1951	Tennessee 46, Mississippi 21 (Nov. 17)
Nov. 20, 1951	Tennessee 28, Kentucky 0 (Nov. 24)
Nov. 27, 1951	Tennessee 35, Vanderbilt 27 (Dec. 1)
Dec. 4, 1951	Final Poll
Nov. 13, 1956	Tennessee 27, Mississippi 7 (Nov. 17)
Nov. 9, 1998	Tennessee 28, Arkansas 24 (Nov. 14)
Nov. 15, 1998	Tennessee 59, Kentucky 21 (Nov. 21)
Nov. 22, 1998	Tennessee 41, Vanderbilt 0 (Nov. 28)
Nov. 29, 1998	Tennessee 24, Mississippi State 14 (Dec. 5)
Dec. 6, 1998	Tennessee 23, Florida State 16 (Jan. 4, 1999)
Jan. 5, 1999	Final Poll

TENNESSEE VS. NO. 1

In its history, Tennessee has been involved in 13 contests in which the Vols' opponent was ranked No. 1 in the country in the AP Poll.

UT has a 2-11* all-time record when playing the nation's AP top-ranked team. **UT also lost to Florida in 1997, when the Gators were No. 1 in the Coaches Poll.*

The Vols' two victories against a No. 1 team have come against Southeastern Conference foes.

Tennessee, ranked No. 13, edged Louisiana State 14-13 on Nov. 7, 1959, in Knoxville, to knock the Tigers out of the top spot.

On Sept. 28, 1985, the Vols, 0-0-1 and unranked at the time, soundly defeated top-rated Auburn 38-20 in Knoxville. The 1985 Vols went on to win the SEC Championship and finish No. 4 nationally in all polls.

Date	Winner	Loser
Nov. 7, 1959	#13 Tennessee	14 #1 LSU
Oct. 20, 1979	#1 Alabama	27 Tennessee
Oct. 18, 1980	#1 Alabama	27 Tennessee
Sept. 28, 1985	Tennessee	38 #1 Auburn
Nov. 10, 1990	#1 Notre Dame	34 #9 Tennessee
Sept. 17, 1994	#1 Florida	31 #14 Tennessee
Nov. 9, 2002	#1 Miami (Fla.)	26 Tennessee
Sept. 19, 2009	#1 Florida	23 Tennessee
Oct. 24, 2009	#1 Alabama	12 Tennessee
Oct. 15, 2011	#1 LSU	38 Tennessee
Oct. 20, 2012	#1 Alabama	44 Tennessee
Oct. 26, 2013	#1 Alabama	45 Tennessee
Oct. 15, 2016	#1 Alabama	49 Tennessee

Sept. 20, 1997 #2* Florida 33 #4 Tennessee 20

*Florida was the #1 team in the Coaches Poll, but #2 in the AP Poll when the teams played in 1997

TENNESSEE IN THE RANKINGS

1 AP No. 1 Finishes: 2
Coaches' Poll No. 1 Finishes: 2

2 AP No. 2 Finishes: 4
Coaches' Poll No. 2 Finishes: 3

5 AP Top 5 Finishes: 13
Coaches' Poll Top 5 Finishes: 10

10 AP Top 10 Finishes: 23
Coaches' Poll Top 10 Finishes: 18

25 AP Top 25 Finishes: 44
Coaches' Poll Top 25 Finishes: 37

IN A ROW

- Consecutive Top 25 AP Finishes: 11
- Consecutive Top 25 Coaches' Poll Top 5 Finishes: 13

*Coaches voted in the UPI poll until 1991, when they began voting in the CNN-USA Today poll. It became ESPN/USA Today poll in 1997.

TENNESSEE IN THE FINAL POLLS

1936

Associated Press

1. Minnesota
2. Louisiana State
3. Pittsburgh
4. Alabama
5. Washington
6. Santa Clara
7. Northwestern
8. Notre Dame
9. Nebraska
10. Pennsylvania
11. Duke
12. Yale
13. Dartmouth
14. Duquesne
15. Fordham
16. TCU

17. TENNESSEE

18. Arkansas
19. Navy
20. Marquette

1938

Associated Press

1. TCU
2. TENNESSEE
3. Duke
4. Oklahoma
5. Notre Dame
6. Carnegie Tech
7. Southern California
8. Pittsburgh
9. Holy Cross
10. Minnesota
11. Texas Tech
12. Cornell
13. Alabama
14. California
15. Fordham
16. Michigan
17. Northwestern
18. Villanova
19. Tulane
20. Dartmouth

1939

Associated Press

1. Texas A&M
2. TENNESSEE
3. Southern California
4. Cornell
5. Tulane
6. Missouri
7. UCLA
8. Duke
9. Iowa
10. Duquesne
11. Boston College
12. Clemson
13. Notre Dame
14. Santa Clara
15. Ohio State
16. Georgia Tech
17. Fordham
18. Nebraska
19. Oklahoma
20. Michigan

1940

Associated Press

1. Minnesota
2. Stanford

3. Michigan
4. TENNESSEE
5. Boston College
6. Texas A&M
7. Nebraska
8. Northwestern
9. Mississippi State
10. Washington
11. Santa Clara
12. Fordham
13. Georgetown
14. Pennsylvania
15. Cornell
16. Southern Methodist
17. Hardin-Simmons
18. Duke
19. Lafayette

1941

Associated Press

1. Minnesota
2. Duke
3. Notre Dame
4. Texas
5. Michigan
6. Fordham
7. Missouri
8. Duquesne
9. Texas A&M
10. Navy
11. Northwestern
12. Oregon State
13. Ohio State
14. Georgia
15. Pennsylvania
16. Mississippi State
17. Mississippi
18. TENNESSEE
19. Washington State
20. Alabama

1942

Associated Press

1. Ohio State
2. Georgia
3. Wisconsin
4. Tulsa
5. Georgia Tech
6. Notre Dame
7. TENNESSEE
8. Boston College
9. Michigan
10. Alabama
11. Texas
12. Stanford
13. UCLA
14. William & Mary
15. Santa Clara
16. Auburn
17. Washington State
18. Mississippi State
19. Minnesota
20. Georgia State

1944

Associated Press

1. Army
2. Ohio State
3. Randolph Fld.
4. Navy
5. Bainbridge NTS
6. Iowa P-F

7. Southern California
8. Michigan
9. Notre Dame
10. March Field
11. Duke
12. TENNESSEE
13. Georgia Tech
13. Norman P-F
15. Illinois
16. El Toro Mns.
17. Great Lakes
18. Fort Pierce
19. St. Mary's P-F
20. 2nd Air Force

1945

Associated Press

1. Army
2. Alabama
3. Navy
4. Indiana
5. Oklahoma State
6. Michigan
7. St. Mary's (Calif.)
8. Pennsylvania
9. Notre Dame
10. Texas
11. Southern California
12. Ohio State
13. Duke
14. TENNESSEE
15. Louisiana State
16. Holy Cross
17. Tulsa
18. Georgia
19. Wake Forest
20. Columbia

1946

Associated Press

1. Notre Dame
2. Army
3. Georgia
4. UCLA
5. Illinois
6. Michigan
7. TENNESSEE
8. Louisiana State
9. North Carolina
10. Rice
11. Georgia Tech
12. Yale
13. Pennsylvania
14. Oklahoma
15. Texas
16. Arkansas
17. Tulsa
18. North Carolina St.
19. Delaware
20. Indiana

1949

Associated Press

1. Notre Dame
2. Oklahoma
3. California
4. Army
5. Rice
6. Ohio State
7. Michigan
8. Minnesota
9. Louisiana State
10. Pacific

11. Kentucky
12. Cornell
13. Villanova
14. Maryland
15. Santa Clara
16. North Carolina
17. TENNESSEE
18. Princeton
19. Michigan State
20. Missouri
20. Baylor

1950

Associated Press

1. Oklahoma
2. Army
3. Texas
4. TENNESSEE
5. California
6. Princeton
7. Kentucky
8. Michigan State
9. Michigan
10. Clemson
11. Washington
12. Wyoming
13. Illinois
14. Ohio State
15. Miami (Fla.)
16. Alabama
17. Nebraska
18. Washington & Lee
19. Tulsa
20. Tulane

UPI

1. Oklahoma
2. Texas
3. TENNESSEE
4. California
5. Army
6. Michigan
7. Kentucky
8. Princeton
9. Michigan State
10. Ohio State
11. Illinois
12. Clemson
13. Miami (Fla.)
14. Wyoming
15. Washington
16. Baylor
17. Alabama
18. Washington & Lee
19. Navy
20. Nebraska
20. Wisconsin

1951

Associated Press

1. TENNESSEE
2. Michigan State
3. Maryland
4. Illinois
5. Georgia Tech
6. Princeton
7. Stanford
8. Wisconsin
9. Baylor
10. Oklahoma
11. TCU
12. California
13. Virginia

14. San Francisco
15. Kentucky
16. Boston University
17. UCLA
18. Washington State
19. Holy Cross
20. Clemson

UPI

1. TENNESSEE
2. Michigan State
3. Illinois
4. Maryland
5. Georgia Tech
6. Princeton
7. Stanford
8. Wisconsin
9. Baylor
10. TCU
11. Oklahoma
12. California
13. Notre Dame
14. San Francisco
14. Purdue
14. Washington State
17. Holy Cross
17. UCLA
17. Kentucky
20. Kansas

1952

Associated Press

1. Michigan State
2. Georgia Tech
3. Notre Dame
4. Oklahoma
5. Southern California
6. UCLA
7. Mississippi
8. TENNESSEE
9. Alabama
10. Texas
11. Wisconsin
12. Tulsa
13. Maryland
14. Syracuse
15. Florida
16. Duke
17. Ohio State
18. Purdue
19. Princeton
20. Kentucky

UPI

1. Michigan State
2. Georgia Tech
3. Notre Dame
4. Oklahoma
4. Southern California
6. UCLA
7. Mississippi
8. TENNESSEE
9. Alabama
10. Wisconsin
11. Texas
12. Purdue
13. Maryland
14. Princeton
15. Ohio State
15. Pittsburgh
17. Navy
18. Duke
19. Houston



19. Kentucky

1956

Associated Press

1. Oklahoma
- 2. TENNESSEE**
3. Iowa
4. Georgia Tech
5. Texas A&M
6. Miami (Fla.)
7. Michigan
8. Syracuse
9. Michigan State
10. Oregon State
11. Baylor
12. Minnesota
13. Pittsburgh
14. TCU
15. Ohio State
16. Navy
17. George Washington
18. Southern California
19. Clemson
20. Colorado

UPI

1. Oklahoma
- 2. TENNESSEE**
3. Iowa
4. Georgia Tech
5. Texas A&M
6. Miami (Fla.)
7. Michigan
8. Syracuse
9. Minnesota
10. Michigan State
11. Baylor
12. Pittsburgh
13. Oregon State
14. TCU
15. Southern California
16. Wyoming
17. Yale
18. Colorado
19. Navy
20. Duke

1957

Associated Press

1. Auburn
2. Ohio State
3. Michigan State
4. Oklahoma
5. Navy
6. Iowa
7. Mississippi
8. Rice
9. Texas A&M
10. Notre Dame
11. Texas
12. Arizona State
- 13. TENNESSEE**
14. Mississippi State
15. North Carolina St.
16. Duke
17. Florida
18. Army
19. Wisconsin
20. Virginia Military

UPI

1. Ohio State
2. Auburn
3. Michigan State
4. Oklahoma
5. Iowa

6. Navy
7. Rice
8. Mississippi
9. Notre Dame
10. Texas A&M
11. Texas
12. Arizona State
13. Army
14. Wisconsin
14. Duke
- 16. TENNESSEE**
17. Oregon
18. Clemson
18. UCLA
20. North Carolina St.

1960

UPI

1. Minnesota
2. Iowa
3. Mississippi
4. Missouri
5. Washington
6. Navy
7. Arkansas
8. Ohio State
9. Kansas
10. Alabama
11. Duke
11. Baylor
11. Michigan State
14. Auburn
15. Purdue
16. Florida
17. Texas
18. Yale
- 19. TENNESSEE**
19. New Mexico State

1965

Associated Press

1. Alabama
2. Michigan State
3. Arkansas
4. UCLA
5. Nebraska
6. Missouri
- 7. TENNESSEE**
8. Louisiana State
9. Notre Dame
10. Southern California

UPI

1. Michigan State
2. Arkansas
3. Nebraska
4. Alabama
5. UCLA
6. Missouri
- 7. TENNESSEE**
8. Notre Dame
9. Southern California
10. Texas Tech
11. Ohio State
12. Florida
13. Purdue
14. Louisiana State
15. Georgia
16. Tulsa
17. Mississippi
18. Kentucky
19. Syracuse
20. Colorado

1966

UPI

1. Notre Dame

2. Michigan State
3. Alabama
4. Georgia
5. UCLA
6. Purdue
7. Nebraska
8. Georgia Tech
9. Southern Methodist
10. Miami (Fla.)
11. Florida
12. Mississippi
13. Arkansas
- 14. TENNESSEE**
15. Wyoming
16. Syracuse
17. Houston
18. Southern California
19. Oregon State
20. Virginia Tech

1967

Associated Press

- 1. Southern California**
- 2. TENNESSEE**
3. Oklahoma
4. Indiana
5. Notre Dame
6. Wyoming
7. Oregon State
8. Alabama
9. Purdue
10. Penn State

UPI

1. Southern California
- 2. TENNESSEE**
3. Oklahoma
4. Notre Dame
5. Wyoming
6. Indiana
7. Alabama
8. Oregon State
9. Purdue
10. UCLA
11. Penn State
12. Syracuse
13. Colorado
14. Minnesota
15. Florida State
16. Miami (Fla.)
17. North Carolina St.
18. Georgia
19. Houston
20. Arizona State

1968

Associated Press

1. Ohio State
2. Penn State
3. Texas
4. Southern California
5. Notre Dame
6. Arkansas
7. Kansas
8. Georgia
9. Missouri
10. Purdue
11. Oklahoma
12. Michigan
- 13. TENNESSEE**
14. SMU
15. Oregon State
16. Auburn
17. Alabama
18. Houston
19. Louisiana State

20. Ohio

UPI

1. Ohio State
2. Southern California
3. Penn State
4. Georgia
5. Texas
6. Kansas
- 7. TENNESSEE**
8. Notre Dame
9. Arkansas
10. Oklahoma
11. Purdue
12. Alabama
13. Oregon State
14. Florida State
15. Michigan
16. SMU
17. Missouri
18. Ohio
18. Minnesota
20. Houston
20. Stanford

1969

Associated Press

1. Texas
2. Penn State
3. Southern California
4. Ohio State
5. Notre Dame
6. Missouri
7. Arkansas
8. Mississippi
9. Michigan
10. Louisiana State
11. Nebraska
12. Houston
13. UCLA
14. Florida
- 15. TENNESSEE**
16. Colorado
17. West Virginia
18. Purdue
19. Stanford
20. Auburn

UPI

1. Texas
2. Penn State
3. Arkansas
4. Southern California
5. Ohio State
6. Missouri
7. Louisiana State
8. Michigan
9. Notre Dame
10. UCLA
- 11. TENNESSEE**
12. Nebraska
13. Mississippi
14. Stanford
15. Auburn
16. Houston
17. Florida
18. Purdue
18. San Diego State
18. West Virginia

1970

Associated Press

1. Nebraska
2. Notre Dame

3. Texas
- 4. TENNESSEE**
5. Ohio State
6. Arizona State
7. Louisiana State
8. Stanford
9. Michigan
10. Auburn
11. Arkansas
12. Toledo
13. Georgia Tech
14. Dartmouth
15. Southern California
16. Air Force
17. Tulane
18. Penn State
19. Houston
20. Oklahoma
20. Mississippi

UPI

1. Texas
2. Ohio State
3. Nebraska
- 4. TENNESSEE**
5. Notre Dame
6. Louisiana State
7. Michigan
8. Arizona State
9. Auburn
10. Stanford
11. Air Force
12. Arkansas
13. Houston
14. Dartmouth
15. Oklahoma
16. Colorado
17. Georgia Tech
17. Toledo
19. Penn State
20. Southern California

1971

Associated Press

1. Nebraska
2. Oklahoma
3. Colorado
4. Alabama
5. Penn State
6. Michigan
7. Georgia
8. Arizona State
- 9. TENNESSEE**
10. Stanford
11. Louisiana State
12. Auburn
13. Notre Dame
14. Toledo
15. Mississippi
16. Arkansas
17. Houston
18. Texas
19. Washington
20. Southern California

UPI

1. Nebraska
2. Alabama
3. Oklahoma
4. Michigan
5. Auburn
6. Arizona State
7. Colorado
8. Georgia
- 9. TENNESSEE**
10. Louisiana State

11. Penn State
12. Texas
13. Toledo
14. Houston
15. Notre Dame
16. Stanford
17. Iowa State
18. North Carolina
19. Florida State
20. Arkansas
20. Mississippi

1972

- Associated Press*
1. Southern California
 2. Oklahoma
 3. Texas
 4. Nebraska
 5. Auburn
 6. Michigan
 7. Alabama
 - 8. TENNESSEE**
 9. Ohio State
 10. Penn State
 11. Louisiana State
 12. North Carolina
 13. Arizona State
 14. Notre Dame
 15. UCLA
 16. Colorado
 17. North Carolina St.
 18. Louisville
 19. Washington State
 20. Georgia Tech

UPI

1. Southern California
2. Oklahoma
3. Ohio State
4. Alabama
5. Texas
6. Michigan
7. Auburn
8. Penn State
9. Nebraska
10. Louisiana State
- 11. TENNESSEE**
12. Notre Dame
13. Arizona State
14. Colorado
15. North Carolina
16. Louisville
17. UCLA
18. Washington State
19. Utah State
20. San Diego State

1973

- Associated Press*
1. Notre Dame
 2. Ohio State
 3. Oklahoma
 4. Alabama
 5. Penn State
 6. Michigan
 7. Nebraska
 8. Southern California
 9. Ohio State
 9. Houston
 11. Texas Tech
 12. UCLA
 13. Louisiana State
 14. Texas
 15. Miami (Ohio)
 16. North Carolina St.

17. Missouri
18. Kansas
- 19. TENNESSEE**
20. Maryland
20. Tulane

1974

- Associated Press*
1. Oklahoma
 2. Southern California
 3. Michigan
 4. Ohio State
 5. Alabama
 6. Notre Dame
 7. Penn State
 8. Auburn
 9. Nebraska
 10. Miami (Ohio)
 11. North Carolina St.
 12. Michigan State
 13. Maryland
 14. Baylor
 15. Florida
 16. Texas A&M
 17. Mississippi State
 17. Texas
 19. Houston
 - 20. TENNESSEE**

UPI

1. Southern California
 2. Alabama
 3. Ohio State
 4. Notre Dame
 5. Michigan
 6. Auburn
 7. Penn State
 8. Nebraska
 9. North Carolina St.
 10. Miami (Ohio)
 11. Houston
 12. Florida
 13. Maryland
 14. Baylor
 - 15. TENNESSEE**
 15. Texas A&M
 17. Mississippi State
 18. Michigan State
 19. Tulsa
- (Only 19 were ranked)

1983

- CNN-USA Today*
1. Miami (Fla.)
 2. Auburn
 3. Nebraska
 4. Georgia
 5. Texas
 6. Brigham Young
 7. Michigan
 8. Ohio State
 9. Florida
 10. Clemson
 11. Illinois
 13. Alabama
 14. Air Force
 15. West Virginia
 16. Iowa
 - 17. TENNESSEE**
 18. UCLA
 19. Pittsburgh
 20. Penn State
 21. Oklahoma
 22. Boston College

23. Oklahoma State
24. Maryland
25. East Carolina

1985

- Associated Press*
1. Oklahoma
 2. Michigan
 3. Penn State
 - 4. TENNESSEE**
 5. Florida
 6. Texas A&M
 7. UCLA
 8. Air Force
 9. Miami (Fla.)
 10. Iowa
 11. Nebraska
 12. Arkansas
 13. Alabama
 14. Ohio State
 15. Florida State
 16. Brigham Young
 17. Baylor
 18. Maryland
 19. Georgia Tech
 20. Louisiana State

UPI

1. Oklahoma
2. Michigan
3. Penn State
- 4. TENNESSEE**
5. Air Force
6. UCLA
7. Texas A&M
8. Miami (Fla.)
9. Iowa
10. Nebraska
11. Ohio State
12. Arkansas
13. Louisiana State
14. Alabama
15. Baylor
16. Fresno State
17. Brigham Young
18. Georgia Tech
19. Maryland
20. Louisiana State

CNN-USA Today

1. Oklahoma
2. Penn State
3. Michigan
- 4. TENNESSEE**
5. Florida
6. Miami (Fla.)
7. Air Force
8. Texas A&M
9. UCLA
10. Iowa
11. Nebraska
12. Alabama
13. Ohio State
14. Florida State
15. Arkansas
16. Brigham Young
17. Maryland
18. Georgia Tech
19. Baylor
20. Auburn
21. Louisiana State
22. Army
23. Fresno State
24. Georgia
25. Oklahoma State

1987

- Associated Press*
1. Miami (Fla.)
 2. Florida State
 3. Oklahoma
 4. Syracuse
 5. Louisiana State
 6. Nebraska
 7. Auburn
 8. Michigan State
 9. UCLA
 10. Texas A&M
 11. Oklahoma State
 12. Clemson
 13. Georgia
 - 14. TENNESSEE**
 15. South Carolina
 16. Iowa
 17. Notre Dame
 18. Southern California
 19. Michigan
 20. Arizona State

UPI

1. Miami (Fla.)
2. Florida State
3. Oklahoma
4. Syracuse
5. Louisiana State
6. Nebraska
7. Auburn
8. Michigan State
9. Texas A&M
10. Clemson
11. UCLA
12. Oklahoma State
- 13. TENNESSEE**
14. Georgia
15. South Carolina
16. Iowa
17. Southern California
18. Michigan
19. Texas
20. Indiana

CNN-USA Today

1. Miami (Fla.)
2. Florida State
3. Oklahoma
4. Syracuse
5. Nebraska
6. Louisiana State
7. Auburn
8. Michigan State
9. Texas A&M
10. UCLA
11. Clemson
12. Oklahoma State
13. Georgia
- 14. TENNESSEE**
15. Iowa
16. Notre Dame
17. Southern California
18. South Carolina
19. Michigan
20. Texas
21. Pittsburgh
22. Indiana
23. Penn State
24. Ohio State

1989

- Associated Press*
1. Miami (Fla.)

2. Notre Dame
3. Florida State
4. Colorado
- 5. TENNESSEE**
6. Auburn
7. Michigan
8. USC
9. Alabama
10. Illinois
11. Nebraska
12. Clemson
13. Arkansas
14. Houston
15. Penn State
16. Michigan State
17. Pittsburgh
18. Virginia
19. Texas Tech
20. Texas A&M
21. West Virginia
22. Brigham Young
23. Washington
24. Ohio State
25. Arizona

UPI

1. Miami (Fla.)
2. Florida State
3. Notre Dame
4. Colorado
- 5. TENNESSEE**
6. Auburn
7. Alabama
8. Michigan
9. USC
10. Illinois
11. Clemson
12. Nebraska
13. Arkansas
14. Penn State
15. Virginia
16. Texas Tech
- (tie) Michigan State
18. Brigham Young
19. Pittsburgh
20. Washington

CNN-USA Today

1. Miami (Fla.)
2. Florida State
3. Florida State
4. Colorado
- 5. TENNESSEE**
6. Auburn
7. Southern California
8. Michigan
9. Alabama
10. Illinois
11. Nebraska
12. Clemson
13. Arkansas
14. Houston
15. Penn State
16. Virginia
17. Michigan State
18. Texas Tech
19. Pittsburgh
20. Texas A&M
21. West Virginia
22. Brigham Young
23. Syracuse
24. Ohio State
25. Washington

1990



3. **TENNESSEE**
4. Florida State
5. Colorado
6. Ohio State
7. Kansas State
8. Northwestern
9. Kansas
10. Virginia Tech
11. Notre Dame
12. Southern California
13. Penn State
14. Texas
15. Texas A&M
16. Virginia
17. Michigan
18. Oregon
19. Syracuse
20. Miami (Fla.)
21. Alabama
22. Auburn
23. Texas Tech
24. Toledo
25. Iowa

CNN-USA Today

1. Nebraska
2. **TENNESSEE**
3. Florida
4. Colorado
5. Florida State
6. Kansas State
7. Northwestern
8. Ohio State
9. Virginia Tech
10. Kansas
11. Southern California
12. Penn State
13. Notre Dame
14. Texas
15. Texas A&M
16. Syracuse
17. Virginia
18. Oregon
19. Michigan
20. Texas Tech
21. Auburn
22. Iowa
23. East Carolina
24. Toledo
25. Louisiana State

1996

Associated Press

1. Florida
2. Ohio State
3. Florida State
4. Arizona State
5. Brigham Young
6. Nebraska
7. Penn State
8. Colorado
9. **TENNESSEE**
10. North Carolina
11. Alabama
12. Louisiana State
13. Virginia Tech
14. Miami (Fla.)
15. Northwestern
16. Washington
17. Kansas State
18. Iowa
19. Notre Dame
20. Michigan
21. Syracuse
22. Wyoming
23. Texas

9. Arizona
10. Ohio State
11. **TENNESSEE**
12. Boston College
13. Alabama
14. Oklahoma
15. Miami (Fla.)
16. Colorado
17. UCLA
18. Kansas State
19. Michigan
20. Virginia Tech
21. North Carolina
22. Clemson
23. Louisville
24. California
25. Southern California

1994

Associated Press

1. Nebraska
2. Penn State
3. Colorado
4. Florida State
5. Alabama
6. Miami (Fla.)
7. Florida
8. Texas A&M
9. Auburn
10. Utah
11. Oregon
12. Michigan
13. Southern California
14. Ohio State
15. Virginia
16. Colorado State
17. North Carolina St.
18. Brigham Young
19. Kansas State
20. Arizona
21. Washington State
22. **TENNESSEE**
23. Boston College
24. Mississippi State
25. Texas

CNN-USA Today

1. Nebraska
2. Penn State
3. Colorado
4. Alabama
5. Florida State
6. Miami (Fla.)
7. Florida
8. Utah
9. Ohio State
10. Brigham Young
11. Oregon
12. Michigan
13. Virginia
14. Colorado State
15. Southern California
16. Kansas State
17. North Carolina St.
18. **TENNESSEE**
19. Washington State
20. Arizona
21. North Carolina
22. Boston College
23. Texas
24. Virginia Tech

1995

Associated Press

1. Nebraska
2. Florida

22. Southern California
23. Nebraska
24. Illinois
25. Virginia

1991

Associated Press

1. Miami (Fla.)
2. Washington
3. Penn State
4. Florida State
5. Alabama
6. Michigan
7. Florida
8. California
9. East Carolina
10. Iowa
11. Syracuse
12. Texas A&M
13. Notre Dame

14. **TENNESSEE**

15. Nebraska
16. Oklahoma
17. Georgia
18. Clemson
19. UCLA
20. Colorado
21. Tulsa
22. Stanford
23. Brigham Young
24. North Carolina St.
25. Air Force

CNN-USA Today

1. Washington
2. Miami (Fla.)
3. Penn State
4. Florida State
5. Alabama
6. Michigan
7. California
8. Florida
9. East Carolina
10. Iowa
11. Syracuse
12. Notre Dame
13. Texas A&M
14. Oklahoma

15. **TENNESSEE**

16. Nebraska
17. Clemson
18. UCLA
19. Georgia
20. Colorado
21. Tulsa
22. Stanford
23. Brigham Young
24. Air Force
25. North Carolina St.

1992

Associated Press

1. Alabama
2. Florida State
3. Miami (Fla.)
4. Notre Dame
5. Michigan
6. Syracuse
7. Texas A&M
8. Georgia
9. Stanford
10. Florida
11. Washington
12. **TENNESSEE**
13. Colorado
14. Nebraska

15. Washington State
16. Mississippi
17. North Carolina St.
18. Ohio State
19. North Carolina
20. Hawaii
21. Boston College
22. Kansas
23. Mississippi State
24. Fresno State
25. Wake Forest

CNN-USA Today

1. Alabama
2. Florida State
3. Miami (Fla.)
4. Notre Dame
5. Michigan
6. Texas A&M
7. Syracuse
8. Georgia
9. Stanford
10. Washington
11. Florida
12. **TENNESSEE**
13. Colorado
14. Nebraska
15. North Carolina St.
16. Mississippi
17. Washington State
18. North Carolina
19. Ohio State
20. Hawaii
21. Boston College
22. Fresno State
23. Kansas
24. Penn State
25. Wake Forest

1993

Associated Press

1. Florida State
2. Notre Dame
3. Nebraska
4. Auburn
5. Florida
6. Wisconsin
7. West Virginia
8. Penn State
9. Texas A&M
10. Arizona
11. Ohio State
12. **TENNESSEE**
13. Boston College
14. Alabama
15. Miami (Fla.)
16. Colorado
17. Oklahoma
18. UCLA
19. North Carolina
20. Kansas State
21. Michigan
22. Virginia Tech
23. Clemson
24. Louisville
25. California

CNN-USA Today

1. Florida State
2. Notre Dame
3. Nebraska
4. Florida
5. Wisconsin
6. West Virginia
7. Penn State
8. Texas A&M

Associated Press

1. Colorado
2. Georgia Tech
3. Miami (Fla.)
4. Florida State
5. Washington
6. Notre Dame
7. Michigan
8. **TENNESSEE**
9. Clemson
10. Houston
11. Penn State
12. Texas
13. Florida
14. Louisville
15. Texas A&M
16. Michigan State
17. Oklahoma
18. Iowa
19. Auburn
20. Southern California
21. Mississippi
22. Brigham Young
23. Virginia
24. Nebraska
25. Illinois

UPI

1. Georgia Tech
2. Colorado
3. Miami (Fla.)
4. Florida State
5. Washington
6. Notre Dame
7. **TENNESSEE**
8. Michigan
9. Clemson
10. Penn State
11. Texas
12. Louisville
13. Texas A&M
14. Michigan State
15. Virginia
16. Iowa
17. Brigham Young
17. Nebraska
19. Auburn
20. San Jose State
21. Syracuse
22. Southern California
23. Mississippi
24. Illinois
25. Virginia Tech

CNN-USA Today

1. Colorado
2. Georgia Tech
3. Miami (Fla.)
4. Florida State
5. Washington
6. Notre Dame
7. **TENNESSEE**
8. Michigan
9. Clemson
10. Texas
11. Penn State
12. Houston
13. Florida
14. Louisville
15. Michigan State
16. Texas A&M
17. Oklahoma
18. Iowa
19. Auburn
20. Brigham Young
21. Mississippi

- 24. Auburn
 - 25. Army
- CNN-USA Today*
- 1. Florida
 - 2. Ohio State
 - 3. Florida State
 - 4. Arizona State
 - 5. Brigham Young
 - 6. Nebraska
 - 7. Penn State
 - 8. Colorado
 - 9. TENNESSEE**
 - 10. North Carolina
 - 11. Alabama
 - 12. Virginia Tech
 - 13. Louisiana State
 - 14. Miami (Fla.)
 - 15. Washington
 - 16. Northwestern
 - 17. Kansas State
 - 18. Iowa
 - 19. Syracuse
 - 20. Michigan
 - 21. Notre Dame
 - 22. Wyoming
 - 23. Texas
 - 24. Army
 - 25. Auburn

1997

- Associated Press*
- 1. Michigan
 - 2. Nebraska
 - 3. Florida State
 - 4. Florida
 - 5. UCLA
 - 6. North Carolina
 - 7. TENNESSEE**
 - 8. Kansas State
 - 9. Washington State
 - 10. Georgia
 - 11. Auburn
 - 12. Ohio State
 - 13. Louisiana State
 - 14. Arizona State
 - 15. Purdue
 - 16. Penn State
 - 17. Colorado State
 - 18. Washington
 - 19. So. Mississippi
 - 20. Texas A&M
 - 21. Syracuse
 - 22. Mississippi
 - 23. Missouri
 - 24. Oklahoma State
 - 25. Georgia Tech

- ESPN/USA Today*
- 1. Nebraska
 - 2. Michigan
 - 3. Florida State
 - 4. North Carolina
 - 5. UCLA
 - 6. Florida
 - 7. Kansas State
 - 8. TENNESSEE**
 - 9. Washington State
 - 10. Georgia
 - 11. Auburn
 - 12. Ohio State
 - 13. Louisiana State
 - 14. Arizona State
 - 15. Purdue
 - 16. Colorado State
 - 17. Penn State

- 18. Washington
- 19. So. Mississippi
- 20. Syracuse
- 21. Texas A&M
- 22. Mississippi
- 23. Missouri
- 24. Oklahoma State
- 25. Air Force

1998

- Associated Press*
- 1. TENNESSEE**
 - 2. Ohio State
 - 3. Florida State
 - 4. Arizona
 - 5. Florida
 - 6. Wisconsin
 - 7. Tulane
 - 8. UCLA
 - 9. Georgia Tech
 - 10. Kansas State
 - 11. Texas A&M
 - 12. Michigan
 - 13. Air Force
 - 14. Georgia
 - 15. Texas
 - 16. Arkansas
 - 17. Penn State
 - 18. Virginia
 - 19. Nebraska
 - 20. Miami (Fla.)
 - 21. Missouri
 - 22. Notre Dame
 - 23. Virginia Tech
 - 24. Purdue
 - 25. Syracuse

ESPN/USA Today

- 1. TENNESSEE**
- 2. Ohio State
- 3. Florida State
- 4. Arizona
- 5. Wisconsin
- 6. Florida
- 7. Tulane
- 8. UCLA
- 9. Kansas State
- 10. Air Force
- 11. Georgia Tech
- 12. Michigan
- 13. Texas A&M
- 14. Georgia
- 15. Penn State
- 16. Texas
- 17. Arkansas
- 18. Virginia
- 19. Virginia Tech
- 20. Nebraska
- 21. Miami (Fla.)
- 22. Notre Dame
- 23. Purdue
- 24. Syracuse
- 25. Missouri

1999

- Associated Press*
- 1. Florida State
 - 2. Virginia Tech
 - 3. Nebraska
 - 4. Wisconsin
 - 5. Michigan
 - 6. Kansas State
 - 7. Michigan State
 - 8. Alabama
 - 9. TENNESSEE**
 - 10. Marshall

- 11. Penn State
- 12. Florida
- 13. Mississippi State
- 14. So. Mississippi
- 15. Miami (Fla.)
- 16. Georgia
- 17. Arkansas
- 18. Minnesota
- 19. Oregon
- 20. Georgia Tech
- 21. Texas
- 22. Mississippi
- 23. Texas A&M
- 24. Illinois
- 25. Purdue

ESPN/USA Today

- 1. Florida State
- 2. Nebraska
- 3. Virginia Tech
- 4. Wisconsin
- 5. Michigan
- 6. Kansas State
- 7. Michigan State
- 8. Alabama
- 9. TENNESSEE**
- 10. Marshall
- 11. Penn State
- 12. Mississippi State
- 13. So. Mississippi
- 14. Florida
- 15. Miami (Fla.)
- 16. Georgia
- 17. Minnesota
- 18. Oregon
- 19. Arkansas
- 20. Texas A&M
- 21. Georgia Tech
- 22. Mississippi
- 23. Texas
- 24. Stanford
- 25. Illinois

2000

- ESPN/USA Today*
- 1. Oklahoma
 - 2. Miami (Fla.)
 - 3. Washington
 - 4. Florida State
 - 5. Oregon State
 - 6. Virginia
 - 7. Nebraska
 - 8. Kansas State
 - 9. Oregon
 - 10. Michigan
 - 11. Florida
 - 12. Texas
 - 13. Purdue
 - 14. Clemson
 - 15. Colorado State
 - 16. Notre Dame
 - 17. Georgia
 - 18. TCU
 - 19. Georgia Tech
 - 20. Auburn
 - 21. South Carolina
 - 22. Mississippi State
 - 23. Iowa State
 - 24. Wisconsin
 - 25. TENNESSEE**

2001

- Associated Press*
- 1. Miami (Fla.)
 - 2. Oregon
 - 3. Florida

- 4. TENNESSEE**
- 5. Texas
- 6. Oklahoma
- 7. Louisiana State
- 8. Nebraska
- 9. Colorado
- 10. Washington State
- 11. Maryland
- 12. Illinois
- 13. South Carolina
- 14. Syracuse
- 15. Florida State
- 16. Stanford
- 17. Louisville
- 18. Virginia Tech
- 19. Washington
- 20. Michigan
- 21. Boston College
- 22. Georgia
- 23. Toledo
- 24. Georgia Tech
- 25. Brigham Young

ESPN/USA Today

- 1. Miami (Fla.)
- 2. Oregon
- 3. Florida
- 4. TENNESSEE**
- 5. Texas
- 6. Oklahoma
- 7. Nebraska
- 8. Louisiana State
- 9. Colorado
- 10. Maryland
- 11. Washington State
- 12. Illinois
- 13. South Carolina
- 14. Syracuse
- 15. Florida State
- 16. Louisville
- 17. Stanford
- 18. Virginia Tech
- 19. Washington
- 20. Michigan
- 21. Marshall
- 22. Toledo
- 23. Boston College
- 24. Brigham Young
- 25. Georgia

2003

- Associated Press*
- 1. Miami (Fla.)
 - 2. Oregon
 - 3. Florida
 - 4. TENNESSEE**
 - 5. Texas
 - 6. Oklahoma
 - 7. Louisiana State
 - 8. Nebraska
 - 9. Colorado
 - 10. Washington State
 - 11. Maryland
 - 12. Illinois
 - 13. South Carolina
 - 14. Syracuse
 - 15. Florida State
 - 16. Stanford
 - 17. Louisville
 - 18. Virginia Tech
 - 19. Washington
 - 20. Michigan
 - 21. Boston College
 - 22. Georgia
 - 23. Toledo
 - 24. Georgia Tech

- 25. Brigham Young
- ESPN/USA Today*
- 1. Miami (Fla.)
 - 2. Oregon
 - 3. Florida
 - 4. TENNESSEE**
 - 5. Texas
 - 6. Oklahoma
 - 7. Nebraska
 - 8. Louisiana State
 - 9. Colorado
 - 10. Maryland
 - 11. Washington State
 - 12. Illinois
 - 13. South Carolina
 - 14. Syracuse
 - 15. Florida State
 - 16. Louisville
 - 17. Stanford
 - 18. Virginia Tech
 - 19. Washington
 - 20. Michigan
 - 21. Marshall
 - 22. Toledo
 - 23. Boston College
 - 24. Brigham Young
 - 25. Georgia

2004

- Associated Press*
- 1. Southern California
 - 2. Auburn
 - 3. Oklahoma
 - 4. Utah
 - 5. Texas
 - 6. Louisville
 - 7. Georgia
 - 8. Iowa
 - 9. California
 - 10. Virginia Tech
 - 11. Miami (Fla.)
 - 12. Boise State
 - 13. TENNESSEE**
 - 14. Michigan
 - 15. Florida State
 - 16. Louisiana State
 - 17. Wisconsin
 - 18. Texas Tech
 - 19. Arizona State
 - 20. Ohio State
 - 21. Boston College
 - 22. Fresno State
 - 23. Virginia
 - 24. Navy
 - 25. Pittsburgh
- ESPN/USA Today*
- 1. Southern California
 - 2. Auburn
 - 3. Oklahoma
 - 4. Texas
 - 5. Utah
 - 6. Georgia
 - 7. Louisville
 - 8. Iowa
 - 9. California
 - 10. Virginia Tech
 - 11. Miami (Fla.)
 - 12. Michigan
 - 13. Boise State
 - 14. Florida State
 - 15. TENNESSEE**
 - 16. Louisiana State
 - 17. Texas Tech
 - 18. Wisconsin
 - 19. Ohio State



20. Arizona State
21. Boston College
22. Fresno State
23. Virginia
24. Navy
25. Florida

2006

- Associated Press*
1. Florida
 2. Ohio State
 3. LSU
 4. Southern California
 5. Boise State
 6. Louisville
 7. Wisconsin
 8. Michigan
 9. Auburn
 10. West Virginia
 11. Oklahoma
 12. Rutgers
 13. Texas
 14. California
 15. Arkansas
 16. Brigham Young
 17. Notre Dame
 18. Wake Forest
 19. Virginia Tech
 20. Boston College
 21. Oregon State
 22. TCU
 23. Georgia
 24. Penn State
 - 25. TENNESSEE**

USA Today

1. Florida
2. Ohio State
3. LSU
4. Southern California
5. Wisconsin
6. Boise State
7. Louisville
8. Auburn
9. Michigan
10. West Virginia
11. Oklahoma
12. Rutgers
13. Texas
14. California
15. BYU
16. Arkansas
17. Wake Forest
18. Virginia Tech
19. Notre Dame
20. Boston College
21. TCU
22. Oregon State
- 23. TENNESSEE**
24. Hawaii
25. Penn State

2007

- Associated Press*
1. LSU
 2. Georgia
 3. USC
 4. Missouri
 5. Ohio State
 6. West Virginia
 7. Kansas
 8. Oklahoma
 9. Virginia Tech
 10. Texas
 10. Boston College

- 12. TENNESSEE**
13. Florida
 14. Brigham Young
 15. Auburn
 16. Arizona State
 17. Cincinnati
 18. Michigan
 19. Hawaii
 20. Illinois
 21. Clemson
 22. Texas Tech
 23. Oregon
 24. Wisconsin
 25. Oregon State

ESPN/USA Today

1. LSU
2. USC
3. Georgia
4. Ohio State
5. Missouri
6. West Virginia
7. Kansas
8. Oklahoma
9. Virginia Tech
10. Texas
11. Boston College
- 12. TENNESSEE**
13. Arizona State
14. Auburn
14. Brigham Young
16. Florida
17. Hawaii
18. Illinois
19. Michigan
20. Cincinnati
21. Wisconsin
22. Clemson
23. Texas Tech
24. Oregon
25. Penn State

2015

- Associated Press*
1. Alabama
 2. Clemson
 3. Stanford
 4. Ohio State
 5. Oklahoma
 6. Michigan State
 7. TCU
 8. Houston
 9. Iowa
 10. Ole Miss
 11. Notre Dame
 12. Michigan
 13. Baylor
 14. Florida State
 15. North Carolina
 16. LSU
 17. Utah
 18. Navy
 19. Oregon
 20. Oklahoma State
 21. Wisconsin
 - 22. TENNESSEE**
 23. Northwestern
 24. W. Kentucky
 25. Florida

Amway/USA Today

1. Alabama
2. Clemson
3. Stanford
4. Ohio State

5. Oklahoma
6. Michigan State
7. TCU
8. Houston
9. Ole Miss
10. Iowa
11. Michigan
12. Notre Dame
13. Baylor
14. Florida State
15. North Carolina
16. Utah
17. LSU
18. Navy
19. Oklahoma State
20. Oregon
21. Wisconsin
22. Northwestern
- 23. TENNESSEE**
24. Georgia
25. Florida

2016

- Associated Press*
1. Clemson
 2. Alabama
 3. USC
 4. Washington
 5. Oklahoma
 6. Ohio State
 7. Penn State

8. Florida State
9. Wisconsin
10. Michigan
11. Oklahoma State
12. Stanford
13. LSU
14. Florida
15. Western Michigan
16. Virginia Tech
17. Colorado
18. West Virginia
19. South Florida
20. Miami
21. Louisville
- 22. TENNESSEE**
23. Utah
24. Auburn
25. San Diego State

Amway/USA Today

1. Clemson(60)
2. Alabama
3. Oklahoma
4. Washington
5. USC
6. Ohio State
7. Penn State
8. Florida State
9. Wisconsin
10. Michigan
11. Oklahoma State

12. Stanford
13. Florida
14. LSU
15. Colorado
16. Virginia Tech
17. West Virginia
18. Western Michigan
19. South Florida
20. Louisville
21. Utah
22. Auburn
23. Miami
- 24. TENNESSEE**
25. San Diego State

** Coaches began voting in the CNN-USA Today poll in 1991. ESPN replaced CNN as a sponsor of the coaches' poll in 1997 and withdrew its sponsorship after the 2004 season.*

LAST TIMES VOLS RANKED...

Throughout its history, the University of Tennessee football program has been a regular member of the Associated Press and, more recently, the ESPN/USA Today Coaches polls.

Below is a listing of the last time the Vols were ranked in a particular position in each poll.

Tennessee's last No. 1 ranking came at the end of the 1998 football season after Tennessee's 23-16 win over Florida State in the Tostitos Fiesta Bowl Jan. 4, 1999.

The win garnered Tennessee the undisputed national championship thanks in part to the advent of the Bowl Championship Series, which matched the top two teams in the land in a fight for the national title.

Rank	Associated Press	Coaches ESPN/USA Today	College Football Playoff
1st	Final 1998	Final 1998	
2nd	Dec. 2, 2001	Dec. 2, 2001	
3rd	Preseason 2005	Preseason 2005	
4th	Aug. 26, 2002	Sept. 11, 2005	
5th	Sept. 11, 2005	Preseason 2002	
6th	Sept. 4, 2005	Nov. 18, 2001	
7th	Oct. 15, 2006	Oct. 2, 2005	
8th	Oct. 29, 2006	Oct. 29, 2006	
9th	Oct. 10, 2016	Oct. 3, 2016	
10th	Sept. 25, 2005	Preseason 2016	
11th	Sept. 26, 2016	Oct. 10, 2016	
12th	Final 2007	Sept. 19, 2016	
13th	Nov. 5, 2006	Oct. 17, 2004	
14th	Sept. 19, 2016	Sept. 6, 2016	
15th	Sept. 12, 2016	Sept. 12, 2016	
16th	Dec. 2, 2007	Nov. 14, 2004	
17th	Sept. 6, 2016	Sept. 12, 2006	Nov. 22, 2016
18th	Oct. 24, 2016	Oct. 24, 2016	
19th	Nov. 18, 2007	Nov. 18, 2007	Nov. 15, 2016
20th	Oct. 14, 2007	Nov. 16, 1992	
21st	Oct. 12, 2003	Nov. 19, 2006	Dec. 4, 2016
22nd	Jan. 10, 2017 (Final)	Oct. 14, 2007	Nov. 29, 2016
23rd	Sept. 8, 2015	Jan. 12, 2016 (Final)	Dec. 6, 2015
24th	Nov. 21, 2016	Jan. 10, 2017 (Final)	
25th	Preseason 2015	Preseason 2015	Dec. 1, 2015

TENNESSEE VS. RANKED OPPONENTS

1936	1-0
Oct. 2 Duke (2)	W, 15-13 Knoxville

1938	1-0
Jan. 2 Oklahoma (4)	W, 17-0 Orange Bowl

1939	2-1
Oct. 21 Alabama (8)	W, 21-0 Knoxville
Nov. 4 LSU (18)	W, 20-0 Baton Rouge
Jan. 1 Southern Cal (3)	L, 0-14 Rose Bowl

1940	0-1
Jan. 1 Boston College (5)	L, 13-19 Sugar Bowl

1941	2-0
Nov. 15 Boston College (18)	W, 14-7 Chestnut Hill
Nov. 29 Vanderbilt (12)	W, 26-7 Knoxville

1942	2-1
Oct. 17 Alabama (4)	L, 0-8 Birmingham
Oct. 31 LSU (19)	W, 26-0 Knoxville
Jan. 1 Tulsa (4)	W, 14-7 Sugar Bowl

1944	0-1
Jan. 1 Southern Cal (12)	L, 0-25 Rose Bowl

1945	0-1
Oct. 20 Alabama (6)	L, 7-25 Birmingham

1946	2-1
Oct. 19 Alabama (7)	W, 12-0 Knoxville
Nov. 2 North Carolina (9)	W, 20-14 Knoxville
Jan. 1 Rice (10)	L, 0-8 Orange Bowl

1948	1-2
Oct. 30 North Carolina (3)	L, 7-14 Knoxville
Nov. 6 Georgia Tech (6)	W, 13-6 Atlanta
Nov. 27 Vanderbilt (15)	L, 6-28 Nashville

1949	2-0
Oct. 29 North Carolina (13)	W, 35-6 Chapel Hill
Nov. 19 Kentucky (11)	W, 6-0 Lexington

1950	3-0
Oct. 7 Duke (14)	W, 28-7 Durham
Nov. 25 Kentucky (3)	W, 7-0 Knoxville
Jan. 1 Texas (3)	W, 20-14 Cotton Bowl

1951	2-1
Oct. 6 Duke (16)	W, 26-0 Knoxville
Nov. 24 Kentucky (9)	W, 28-0 Lexington
Jan. 1 Maryland (3)	L, 13-28 Sugar Bowl

1952	2-2
Oct. 4 Duke (10)	L, 0-7 Durham
Oct. 18 Alabama (18)	W, 20-0 Knoxville
Nov. 15 Florida (18)	W, 26-12 Knoxville
Jan. 1 Texas (10)	L, 0-16 Cotton Bowl

1953	0-1
Nov. 21 Kentucky (13)	L, 21-27 Lexington

1954	0-1
Oct. 2 Duke (7)	L, 6-7 Durham

1955	1-1-1
Oct. 1 Duke (16)	L, 0-21 Knoxville
Nov. 5 Georgia Tech (8)	T, 7-7 Knoxville
Nov. 29 Vanderbilt (19)	W, 20-14 Knoxville

1956	2-1
Nov. 10 Georgia Tech (2)	W, 6-0 Atlanta
Nov. 17 Mississippi (19)	W, 27-7 Knoxville
Jan. 1 Baylor (13)	L, 7-13 Sugar Bowl

1957	2-1
Nov. 9 Georgia Tech (18)	W, 21-6 Knoxville
Nov. 16 Mississippi (8)	L, 7-14 Memphis
Dec. 28 Texas A&M (9)	W, 3-0 Gator Bowl

1958	3-2
Sept. 27 Auburn (3)	L, 0-13 Birmingham
Oct. 4 Mississippi St. (11)	W, 13-8 Memphis
Nov. 1 North Carolina (17)	L, 7-21 Knoxville
Nov. 15 Mississippi (7)	W, 18-16 Knoxville
Nov. 29 Vanderbilt (15)	W, 10-6 Nashville

1959	2-1
Sept. 26 Auburn (3)	W, 3-0 Knoxville
Oct. 10 Georgia Tech (3)	L, 7-14 Knoxville
Nov. 7 LSU (1)	W, 14-13 Knoxville

1960	1-1
Oct. 15 Alabama (15)	W, 20-7 Knoxville
Nov. 12 Mississippi (4)	L, 3-24 Knoxville

1961	1-2
Oct. 21 Alabama (5)	L, 3-34 Birmingham
Nov. 11 Georgia Tech (9)	W, 10-6 Knoxville
Nov. 18 Mississippi (6)	L, 10-24 Memphis

1962	0-2
Oct. 20 Alabama (2)	L, 7-27 Knoxville
Nov. 17 Mississippi (3)	L, 6-19 Knoxville

1963	0-2
Oct. 19 Alabama (9)	L, 0-35 Birmingham
Nov. 16 Mississippi (3)	L, 0-20 Memphis

1964	1-2-1
Sept. 26 Auburn (8)	L, 0-3 Birmingham
Oct. 17 Alabama (3)	L, 8-19 Knoxville
Oct. 24 LSU (7)	T, 3-3 Baton Rouge
Nov. 7 Georgia Tech (7)	W, 22-14 Atlanta

1965	2-0
Nov. 6 Georgia Tech (7)	W, 21-7 Knoxville
Dec. 4 UCLA (5)	W, 37-34 Memphis

1966	0-2
Oct. 8 Georgia Tech (9)	L, 3-6 Atlanta
Oct. 15 Alabama (3)	L, 10-11 Knoxville

1967	1-2
Sept. 16 UCLA (8)	L, 16-20 Los Angeles
Oct. 21 Alabama (6)	W, 24-13 Birmingham
Jan. 1 Oklahoma (3)	L, 24-26 Orange Bowl

1968	0-1
Jan. 1 Texas (5)	L, 13-36 Cotton Bowl

1969	3-2
Sept. 27 Auburn (17)	W, 45-19 Knoxville
Oct. 18 Alabama (20)	W, 41-14 Birmingham
Nov. 1 Georgia (11)	W, 17-3 Athens
Nov. 15 Mississippi (18)	L, 0-38 Jackson
Dec. 27 Florida (14)	L, 13-14 Gator Bowl

1970	2-0
Oct. 10 Georgia Tech (13)	W, 17-6 Atlanta
Jan. 1 Air Force (11)	W, 34-13 Sugar Bowl



1971	2-2
Sept. 25 Auburn (5)	L, 9-10 Knoxville
Oct. 16 Alabama (4)	L, 15-32 Birmingham
Dec. 4 Penn State (5)	W, 31-11 Knoxville
Dec. 20 Arkansas (18)	W, 14-13 Liberty Bowl

1972	2-1
Sept. 16 Penn State (6)	W, 28-21 Knoxville
Oct. 21 Alabama (3)	L, 10-17 Knoxville
Dec. 30 LSU (10)	W, 24-17 Bluebonnet Bowl

1973	1-2
Sept. 29 Auburn (11)	W, 21-0 Knoxville
Oct. 20 Alabama (2)	L, 21-42 Birmingham
Dec. 29 Texas Tech (11)	L, 19-28 Gator Bowl

1974	1-1-1
Sept. 7 UCLA (12)	T, 17-17 Knoxville
Oct. 19 Alabama (4)	L, 6-28 Knoxville
Dec. 16 Maryland (10)	W, 7-3 Liberty Bowl

1975	1-2
Sept. 13 Maryland (14)	W, 26-8 Knoxville
Sept. 20 UCLA (12)	L, 28-34 Los Angeles
Oct. 18 Alabama (6)	L, 7-30 Birmingham

1976	0-2
Oct. 16 Alabama (20)	L, 13-20 Knoxville
Oct. 23 Florida (11)	L, 18-20 Knoxville

1977	0-3
Oct. 15 Alabama (4)	L, 10-24 Birmingham
Oct. 22 Florida (19)	L, 17-27 Gainesville
Nov. 19 Kentucky (7)	L, 17-21 Lexington

1978	0-3
Sept. 16 UCLA (9)	L, 0-13 Knoxville
Oct. 21 Alabama (4)	L, 17-30 Knoxville
Nov. 11 Notre Dame (14)	L, 14-31 South Bend

1979	1-2
Oct. 20 Alabama (1)	L, 17-27 Birmingham
Nov. 10 Notre Dame (13)	W, 40-18 Knoxville
Dec. 31 Purdue (12)	L, 22-27 Bluebonnet Bowl

1980	1-4
Sept. 6 Georgia (16)	L, 15-16 Knoxville
Sept. 13 Southern Cal (5)	L, 17-20 Knoxville
Sept. 27 Auburn (18)	W, 42-0 Auburn
Oct. 18 Alabama (1)	L, 0-27 Knoxville
Oct. 25 Pittsburgh (12)	L, 6-30 Knoxville

1981	0-3
Sept. 5 Georgia (10)	L, 0-44 Athens
Sept. 12 Southern Cal (5)	L, 7-43 Los Angeles
Oct. 17 Alabama (15)	L, 19-38 Birmingham

1982	1-0-1
Oct. 9 LSU (18)	T, 24-24 Baton Rouge
Oct. 15 Alabama (2)	W, 35-28 Knoxville

1983	2-1
Sept. 24 Auburn (11)	L, 14-37 Knoxville
Oct. 15 Alabama (11)	W, 41-34 Birmingham
Dec. 17 Maryland (16t)	W, 30-23 Citrus Bowl

1984	0-3
Sept. 29 Auburn (20)	L, 10-29 Auburn
Oct. 13 Florida (18)	L, 30-43 Knoxville
Dec. 22 Maryland (12)	L, 27-28 Sun Bowl

1985	3-1-1
Sept. 14 UCLA (10)	T, 26-26 Knoxville
Sept. 28 Auburn (1)	W, 38-20 Knoxville

Oct. 12 Florida (7)	L, 10-17 Gainesville
Oct. 19 Alabama (15)	W, 16-14 Birmingham
Jan. 1 Miami, Fla. (2)	W, 35-7 Sugar Bowl

1986	1-2
Sept. 27 Auburn (8)	L, 8-34 Auburn
Oct. 18 Alabama (2)	L, 28-56 Knoxville
Nov. 15 Mississippi (20)	W, 22-10 Jackson

1987	1-0-1
Aug. 30 Iowa (16)	W, 23-22 East Rutherford
Sept. 26 Auburn (3)	T, 20-20 Knoxville

1988	0-4
Sept. 3 Georgia (12)	L, 17-28 Athens
Sept. 17 LSU (9)	L, 9-34 Knoxville
Sept. 24 Auburn (4)	L, 6-38 Auburn
Oct. 15 Alabama (20)	L, 20-28 Knoxville

1989	3-1
Sept. 9 UCLA (6)	W, 24-6 Pasadena
Sept. 30 Auburn (4)	W, 21-14 Knoxville
Oct. 21 Alabama (10)	L, 30-47 Birmingham
Jan. 1 Arkansas (10)	W, 31-27 Cotton Bowl

1990	2-1-2
Aug. 26 Colorado (5)	T, 31-31 Anaheim
Sept. 29 Auburn (3)	T, 26-26 Auburn
Oct. 13 Florida (9)	W, 45-3 Knoxville
Nov. 10 Notre Dame (1)	L, 29-34 Knoxville
Nov. 17 Mississippi (15)	W, 22-13 Memphis

1991	4-3
Sept. 14 UCLA (21)	W, 30-16 Knoxville
Sept. 21 Mississippi St. (23)	W, 26-24 Knoxville
Sept. 28 Auburn (13)	W, 30-21 Knoxville
Oct. 12 Florida (10)	L, 18-35 Gainesville
Oct. 19 Alabama (14)	L, 19-24 Birmingham
Nov. 9 Notre Dame (5)	W, 35-34 South Bend
Jan. 1 Penn State (6)	L, 17-42 Fiesta Bowl

1992	3-1
Sept. 12 Georgia (14)	W, 34-31 Athens
Sept. 19 Florida (4)	W, 31-14 Knoxville
Oct. 17 Alabama (4)	L, 10-17 Knoxville
Jan. 1 Boston College (16)	W, 38-23 Hall of Fame Bowl

1993	2-2-1
Sept. 11 Georgia (22)	W, 38-6 Knoxville
Sept. 18 Florida (9)	L, 34-41 Gainesville
Oct. 16 *Alabama (2)	T, 17-17 Birmingham
Nov. 6 Louisville (13)	W, 45-10 Knoxville
Jan. 1 Penn State (13)	L, 13-31 Citrus Bowl

**Game later forfeited to as a result of NCAA sanctions.*

1994	3-3
Sept. 3 UCLA (14)	L, 23-25 Pasadena
Sept. 10 Georgia (23)	W, 41-23 Athens
Sept. 17 Florida (1)	L, 0-31 Knoxville
Oct. 1 Washington St. (17)	W, 10-9 Knoxville
Oct. 15 Alabama (10)	L, 13-17 Knoxville
Dec. 30 Virginia Tech (17)	W, 45-23 Gator Bowl

1995	3-1
Sept. 16 Florida (4)	L, 37-62 Gainesville
Oct. 7 Arkansas (18)	W, 49-31 Fayetteville
Oct. 14 Alabama (12)	W, 41-14 Birmingham
Jan. 1 Ohio State (4t)	W, 20-14 Citrus Bowl

1996	2-1
Sept. 21 Florida (4)	L, 29-35 Knoxville
Oct. 26 Alabama (7)	W, 20-13 Knoxville
Jan. 1 Northwestern (11)	W, 48-28 Citrus Bowl

1997

3-2

Sept. 20	Florida (2)*	L, 20-33	Gainesville
Oct. 11	Georgia (13)	W, 38-13	Knoxville
Nov. 8	Southern Miss (24)	W, 44-20	Knoxville
Dec. 6	Auburn (11)	W, 30-29	Atlanta (SEC)
Jan. 2	Nebraska (2)	L, 17-42	Orange Bowl

*Florida was (1) in the Coaches Poll

1998

6-0

Sept. 5	Syracuse (17)	W, 34-33	Syracuse
Sept. 19	Florida (2)	W, 20-17 ot	Knoxville
Oct. 10	Georgia (7)	W, 22-3	Athens
Nov. 14	Arkansas (10)	W, 28-24	Knoxville
Dec. 5	Mississippi St. (23)	W, 24-14	Atlanta (SEC)
Jan. 4	Florida State (2)	W, 23-16	Fiesta Bowl

1999

3-2

Sept. 18	Florida (4t)	L, 21-23	Gainesville
Oct. 9	Georgia (10)	W, 37-20	Knoxville
Oct. 23	Alabama (10)	W, 21-7	Tuscaloosa
Nov. 6	Notre Dame (24)	W, 38-14	Knoxville
Jan. 2	Nebraska (3)	L, 21-31	Fiesta Bowl

2000

2-3

Sept. 2	Southern Miss (22)	W, 19-16	Knoxville
Sept. 16	Florida (6)	L, 21-27	Knoxville
Oct. 7	Georgia (19)	L, 10-21	Athens
Oct. 28	South Carolina (17)	W, 17-14	Columbia
Jan. 1	Kansas State (11)	L, 21-35	Cotton Bowl

2001

4-1

Sept. 29	LSU (14)	W, 26-18	Knoxville
Oct. 27	South Carolina (12)	W, 17-10	Knoxville
Dec. 1	Florida (2)	W, 34-32	Gainesville
Dec. 8	LSU (21)	L, 20-31	Atlanta (SEC)
Jan. 1	Michigan (17)	W, 45-17	Citrus Bowl

2002

0-5

Sept. 21	Florida (10)	L, 13-20	Knoxville
Oct. 12	Georgia (6)	L, 13-18	Athens
Oct. 26	Alabama (19)	L, 14-34	Knoxville
Nov. 9	Miami, Fla. (1)	L, 3-26	Knoxville
Dec. 31	Maryland (20)	L, 3-20	Peach Bowl

2003

2-1

Sept. 20	Florida (17)	W, 24-10	Gainesville
Oct. 11	Georgia (8)	L, 14-41	Knoxville
Nov. 8	Miami (Fla.) (6)	W, 10-6	Miami

2004

3-2

Sept. 18	Florida (11)	W, 30-28	Knoxville
Oct. 2	Auburn (8)	L, 10-34	Auburn
Oct. 9	Georgia (3)	W, 19-14	Athens
Dec. 4	Auburn (3)	L, 28-38	Atlanta (SEC)
Jan. 1	Texas A&M (22)	W, 38-7	Cotton Bowl

2005

1-4

Sept. 17	Florida (6)	L, 7-16	Gainesville
Sept. 26	LSU (4)	W, 30-27 ot	Baton Rouge
Oct. 8	Georgia (5)	L, 14-27	Knoxville
Oct. 22	Alabama (5)	L, 3-6	Tuscaloosa
Nov. 5	Notre Dame (8)	L, 21-41	South Bend

2006

2-3

Sept. 2	California (9)	W, 35-18	Knoxville
Sept. 16	Florida (7)	L, 20-21	Knoxville
Oct. 7	Georgia (10)	W, 51-33	Athens
Nov. 4	LSU (13)	L, 24-28	Knoxville
Nov. 11	Arkansas (11)	L, 14-31	Fayetteville

2007

3-3

Sept. 1	California (12)	L, 31-45	Berkeley
Sept. 15	Florida (5)	L, 20-59	Gainesville
Oct. 6	Georgia (12)	W, 35-14	Knoxville

Oct. 27	South Carolina (15)	W, 27-24	Knoxville
Dec. 1	LSU (5)	L, 14-21	Atlanta (SEC)
Jan. 1	Wisconsin (18)	W, 21-17	Outback Bowl

2008

0-4

Sept. 20	Florida (4)	L, 6-30	Knoxville
Sept. 27	Auburn (15)	L, 12-14	Auburn
Oct. 11	Georgia (10)	L, 14-26	Athens
Oct. 25	Alabama (2)	L, 9-29	Knoxville

2009

1-3

Sept. 19	Florida (1)	L, 13-23	Gainesville
Oct. 24	Alabama (1)	L, 10-12	Tuscaloosa
Oct. 31	South Carolina (21)	W, 31-13	Knoxville
Dec. 31	Virginia Tech (12)	L, 14-37	Chick-fil-A Bowl

2010

0-5

Sept. 11	Oregon (7)	L, 13-48	Knoxville
Sept. 18	Florida (10)	L, 17-31	Knoxville
Oct. 2	LSU (12)	L, 14-16	Baton Rouge
Oct. 23	Alabama (7)	L, 10-41	Knoxville
Oct. 30	South Carolina (17)	L, 24-38	Columbia

2011

0-5

Sept. 17	Florida (16)	L, 23-33	Gainesville
Oct. 15	LSU (1)	L, 7-38	Knoxville
Oct. 22	Alabama (2)	L, 6-37	Tuscaloosa
Oct. 29	South Carolina (14)	L, 3-14	Knoxville
Nov. 12	Arkansas (8)	L, 7-49	Fayetteville

2012

0-5

Sept. 15	Florida (18)	L, 20-37	Knoxville
Sept. 29	Georgia (5)	L, 44-51	Athens
Oct. 13	Mississippi State (19)	L, 31-41	Starkville
Oct. 20	Alabama (1)	L, 13-44	Knoxville
Oct. 27	South Carolina (17)	L, 35-38	Columbia

2013*

1-6

Sept. 14	Oregon (2)	L, 14-59	Eugene
Sept. 21	Florida (19)	L, 17-31	Gainesville
Oct. 5	Georgia (6)	L, 31-34 ot	Knoxville
Oct. 19	South Carolina (11)	W, 23-21	Knoxville
Oct. 26	Alabama (1)	L, 10-45	Tuscaloosa
Nov. 2	Missouri (10)	L, 3-31	Columbia
Nov. 9	Auburn (7)	L, 23-55	Knoxville

* UT played ranked teams in 7 of 8 games, the most by any team since Pitt in 1993

2014

0-5

Sept. 13	Oklahoma (4)	L, 10-34	Norman
Sept. 27	Georgia (12)	L, 32-35	Athens
Oct. 18	Ole Miss (3)	L, 3-34	Oxford
Oct. 25	Alabama (4)	L, 20-34	Knoxville
Nov. 22	Missouri (19)	L, 21-29	Knoxville

2015

2-2

Sept. 13	Oklahoma (19)	L, 24-31 2ot	Knoxville
Oct. 10	Georgia (19)	W, 38-31	Knoxville
Oct. 24	Alabama (8)	L, 14-19	Tuscaloosa
Jan. 1	Northwestern (12)	W, 45-6	Outback Bowl

2016

3-2

Sept. 24	Florida (19)	W, 38-28	Knoxville
Oct. 1	Georgia (25)	W, 34-31	Athens
Oct. 8	Texas A&M (8)	L, 38-45 2ot	College Station
Oct. 15	Alabama (1)	L, 10-49	Knoxville
Dec. 30	Nebraska (24)	W, 38-24	Music City Bowl



ALL-TIME NON-SATURDAY GAMES

SUNDAY (4-2-1)

12/3/1905	at Grant [UTC]	L, 0-5
12/13/1981	Wisconsin (E. Rutherford)	W, 23-21
8/30/1987	Iowa (E. Rutherford)	W, 23-22
8/26/1990	Colorado (Anaheim)	T, 31-31
1/2/2000	Nebraska (Tempe)	L, 21-31
9/5/2004	UNLV	W, 42-17
8/31/2014	Utah State	W, 38-7

MONDAY (12-11-1)

10/24/1892	at Sewanee	L, 0-54
11/8/1897	North Carolina	L, 0-16
12/25/1899	at Grant [UTC]	W, 6-0
10/22/1900	at Vanderbilt	T, 0-0
10/31/1910	at Mississippi A&M [Miss St.]	L, 0-48
11/19/1906	at Clemson	L, 0-16
10/21/1907	at Clemson	W, 4-0
11/18/1907	Arkansas (Little Rock)	W, 14-2
1/2/1939	Oklahoma (Miami)	W, 17-0
1/1/1940	Southern Cal (Pasadena)	L, 0-14
1/1/1945	Southern Cal (Pasadena)	L, 0-25
1/1/1951	Texas (Dallas)	W, 20-14
1/1/1968	Oklahoma (Miami)	L, 24-26
12/20/1971	Arkansas (Memphis)	W, 14-13
12/16/1974	Maryland (Memphis)	W, 7-3
12/31/1979	Purdue (Houston)	L, 22-27
12/29/1986	Minnesota (Memphis)	W, 21-14
1/1/1990	Arkansas (Dallas)	W, 31-27
1/1/1996	Ohio State (Orlando)	W, 20-14
1/4/1999	Florida State (Tempe)	W, 23-16
1/1/2001	Kansas State (Dallas)	L, 21-35
9/26/2005	at LSU	W, 30-27 (OT)
1/1/2007	Penn State (Tampa)	L, 10-20
9/1/2008	at UCLA	L, 24-27 (OT)

TUESDAY (5-4-0)

11/7/1893	at North Carolina	L, 0-60
11/27/1900	Grant [UTC]	W, 28-0
10/21/1902	Maryville	W, 34-0
1/1/1952	Maryland (New Orleans)	L, 13-28
1/1/1957	Baylor (New Orleans)	L, 7-13
1/1/1991	Virginia (New Orleans)	W, 23-22
1/1/2002	Michigan (Orlando)	W, 45-17
12/31/2002	Maryland (Atlanta)	L, 3-30
1/1/2008	Wisconsin (Tampa)	W, 21-17

WEDNESDAY (4-6-1)

11/2/1892	Sewanee	L, 0-10
10/11/1899	King	W, 11-5
10/10/1900	King	W, 22-0
11/16/1904	Cincinnati	L, 0-35
11/21/1906	at Georgia	T, 0-0
1/1/1941	Boston College (New Orleans)	L, 13-19
1/1/1947	Rice (Miami)	L, 0-8
1/1/1969	Texas (Dallas)	L, 13-36
1/1/1986	Miami (New Orleans)	W, 35-7
1/1/1992	Penn State (Tempe)	L, 17-42
1/1/1997	Northwestern (Orlando)	W, 48-28

THURSDAY (25-20-7)

11/17/1892	Vanderbilt	L, 0-12
11/24/1892	Wake Forest	L, 6-10
11/30/1893	Asheville Ath.	W, 12-6
10/22/1896	Williamsburg Inst.	W, 10-6
11/26/1896	Central University	W, 30-0
11/25/1897	Virginia Tech (Roanoke)	W, 18-0
11/23/1899	Washington & Lee	W, 11-0
11/30/1899	Kentucky University	W, 41-0
11/1/1900	North Carolina	L, 5-22
11/28/1901	Alabama (Birmingham)	T, 6-6

11/27/1902	Clemson	L, 0-11
10/29/1903	at South Carolina	L, 0-24
11/26/1903	Alabama (Birmingham)	L, 0-24
11/24/1904	Alabama (Birmingham)	W, 5-0
11/30/1905	Alabama (Birmingham)	L, 0-29
10/25/1906	at American Temperance Univ.	T, 5-5
11/29/1906	Alabama (Birmingham)	L, 0-51
11/28/1907	Alabama (Birmingham)	L, 0-5
11/26/1908	Alabama (Birmingham)	L, 0-4
11/25/1909	Transylvania	W, 11-0
11/30/1911	Kentucky State (Lexington)	L, 0-12
11/28/1912	Alabama (Birmingham)	L, 0-7
11/27/1913	Kentucky State (Lexington)	W, 13-7
11/26/1914	at Sewanee	W, 14-7
11/25/1915	Kentucky State (Lexington)	L, 0-6
11/30/1916	Kentucky State	T, 0-0
11/27/1919	at Kentucky	L, 0-13
11/25/1920	Kentucky	W, 14-7
11/24/1921	at Kentucky	T, 0-0
11/30/1922	Kentucky	W, 14-7
11/29/1923	at Kentucky	W, 18-0
11/27/1924	Kentucky	L, 6-27
11/26/1925	at Kentucky	L, 20-23
11/25/1926	Kentucky	W, 6-0
11/24/1927	at Kentucky	W, 20-0
11/29/1928	Kentucky	T, 0-0
11/28/1929	at Kentucky	T, 6-6
11/27/1930	Kentucky	W, 8-0
11/26/1931	at Kentucky	T, 6-6
11/24/1932	Kentucky	W, 26-0
11/30/1933	at Kentucky	W, 27-0
11/29/1934	Kentucky	W, 19-0
11/28/1935	at Kentucky	L, 0-27
11/26/1936	Kentucky	W, 7-6
11/25/1937	at Kentucky	W, 13-0
11/24/1938	Kentucky	W, 46-0
11/30/1939	at Kentucky	W, 19-0
1/1/1953	Texas (Dallas)	L, 0-16
9/5/1991	at Louisville	W, 28-11
10/3/1996	Mississippi (Memphis)	L, 41-3
12/31/2009	Virginia Tech (Atlanta)	L, 14-37
12/30/2010	North Carolina (Nashville)	L, 27-30 (2OT)
9/1/2016	Appalachian State	W, 20-13 (OT)

FRIDAY (15-7-0)

10/21/1892	at Vanderbilt	L, 4-22
11/3/1893	at Wake Forest	L, 0-64
10/15/1897	King	W, 28-0
11/26/1897	at Bristol A.C.	W, 12-0
11/7/1902	at Nashville	W, 10-0
11/14/1913	at Alabama	L, 0-6
10/3/1919	Maryville	W, 32-2
10/24/1924	Miss A&M [Miss St.] (Memphis)	L, 2-7
10/15/1926	Maryville	W, 6-0
10/5/1934	at North Carolina	W, 19-7
9/29/1939	at NC State	W, 13-0
1/4/1943	Tulsa (New Orleans)	W, 14-7
1/1/1971	Air Force (New Orleans)	W, 34-13
12/31/1982	Iowa (Atlanta)	L, 22-28
1/1/1993	Boston College (Tampa)	W, 28-23
12/30/1994	Virginia Tech (Gainesville)	W, 45-23
1/2/1998	Nebraska (Miami)	L, 17-42
1/2/2004	Clemson (Atlanta)	L, 14-27
8/31/2012	NC State (Atlanta)	W, 35-21
1/2/2015	Iowa (Jacksonville)	W, 45-28
1/1/2016	Northwestern (Tampa)	W, 45-6
12/30/2016	Nebraska (Nashville)	W, 38-24

**All-Time Record In
Non-Saturday Games: 66-50-10**

RECORD BY STATE (SITE OF GAME)

ALABAMA (25-46-7)

Auburn	2-7-1
v. Auburn	2-7-1
Birmingham	19-31-6
v. Alabama	14-21-6
v. Auburn	4-10-0
v. Howard	1-0-0
Tuscaloosa	4-8-0
v. Alabama	4-8-0

ARIZONA (1-2)

Tempe	1-2-0
v. Florida State	1-0-0
v. Nebraska	0-1-0
v. Penn State	0-1-0

ARKANSAS (5-3)

Fayetteville	2-3-0
v. Arkansas	2-3-0
Little Rock	3-0-0
v. Arkansas	3-0-0

CALIFORNIA (2-8-1)

Anaheim	0-0-1
v. Colorado	0-0-1
Berkeley	0-1-0
v. California	0-1-0
Los Angeles	0-3-0
v. UCLA	0-2-0
v. USC	0-1-0
Pasadena	2-4-0
v. UCLA	2-2-0
v. USC	0-2-0

FLORIDA (22-20)

Gainesville	6-13-0
v. Florida	5-13-0
v. Virginia Tech	1-0-0
Jacksonville	5-2-0
v. Florida	2-1-0
v. Iowa	1-0-0
v. Syracuse	1-0-0
v. Texas A&M	1-0-0
v. Texas Tech	0-1-0
Miami	2-3-0
v. Miami (Fla.)	1-0-0
v. Nebraska	0-1-0
v. Oklahoma	1-1-0
v. Rice	0-1-0
Orlando	4-1-0
v. Maryland	1-0-0
v. Michigan	1-0-0
v. Northwestern	1-0-0
v. Ohio State	1-0-0
v. Penn State	0-1-0
Tampa	5-1-0
v. Boston College	1-0-0
v. Florida	1-0-0
v. Northwestern	1-0-0
v. Penn State	0-1-0
v. Tampa	1-0-0
v. Wisconsin	1-0-0

GEORGIA (27-31-1)

Athens	11-11-1
v. Georgia	11-11-1
Atlanta	15-19-0
v. Auburn	1-1-0

v. Clemson	0-1-0
v. Georgia Tech	11-12-0
v. Indiana	1-0-0
v. Iowa	0-1-0
v. LSU	0-2-0
v. Maryland	0-1-0
v. Mississippi State	1-0-0
v. NC State	1-0-0
v. Virginia Tech	0-1-0
Columbus	1-0-0
v. Camp Benning	1-0-0
Macon	0-1-0
v. Mercer	0-1-0

HAWAII (1-0)

Honolulu	1-0-0
v. Hawaii	1-0-0

INDIANA (2-2)

South Bend	2-2
v. Notre Dame	2-2-0

KENTUCKY (40-14-3)

Danville	1-0-0
v. Centre	1-0-0
Lexington	37-14-3
v. Kentucky	37-14-3
Louisville	2-0-0
v. Louisville	2-0-0

LOUISIANA (13-8-2)

Baton Rouge	8-4-2
v. LSU	8-4-2
New Orleans	5-4-0
v. Air Force	1-0-0
v. Baylor	0-1-0
v. Boston College	0-1-0
v. Maryland	0-1-0
v. Miami (Fla.)	1-0-0
v. Tulane	1-1-0
v. Tulsa	1-0-0
v. Virginia	1-0-0

MARYLAND (1-0)

College Park	1-0-0
v. Maryland	1-0-0

MASSACHUSETTS (3-1)

Chestnut Hill	3-1-0
v. Boston College	3-1-0

MISSISSIPPI (11-10)

Jackson	3-3-0
v. Mississippi	3-3
Oxford	3-2
v. Mississippi	3-2-0
Starkville	
v. Mississippi State	5-5-0

MISSOURI (1-1)

Columbia	1-1-0
v. Missouri	1-1-0

NEW HAMPSHIRE (0-1)

Hanover	0-1-0
v. Dartmouth	0-1-0

NEW JERSEY (3-0)

East Rutherford	3-0-0
v. Iowa	1-0-0
v. Rutgers	1-0-0
v. Wisconsin	1-0-0

NEW YORK (3-2)

New York City	1-1-0
v. Fordham	0-1-0
v. NYU	1-0-0
Syracuse	1-0-0
v. Syracuse	1-0-0
West Point	1-1-0
v. Army	1-1-0

NORTH CAROLINA (13-12-2)

Chapel Hill	9-4-0
v. North Carolina	9-4-0
Durham	3-6-2
v. Duke	3-6-2
Raleigh	1-1-0
v. NC State	1-1-0
Winston-Salem	0-1-0
v. Wake Forest	0-1-0

OKLAHOMA (0-1)

Norman	0-1-0
v. Oklahoma	0-1-0

OREGON (0-1)

Eugene	0-1-0
v. Oregon	0-1-0

SOUTH CAROLINA (11-8-3)

Clemson	2-2-1
v. Clemson	2-2-1
Columbia	9-6-2
v. South Carolina	9-6-2

TENNESSEE (634-196-34)

Bristol	1-0-0
v. Virginia Tech	1-0-0
Chattanooga	13-4-1
v. Chattanooga A.C.	2-0-0
v. Sewanee	4-3-0
v. Chattanooga	7-1-1
Harriman	0-0-1
v. American Temp. U.	0-0-1
Knoxville	535-153-25
v. Air Force	1-0-0
v. Akron	2-0-0
v. Alabama	20-25-1
v. Appalachian State	1-0-0
v. UAB	4-0-0
v. American Temp. U.	2-0-0
v. Arkansas	6-2-0
v. Arkansas State	2-0-0
v. Army	3-1-1
v. Asheville Athletes	1-0-0
v. Athens	1-0-0
v. Auburn	14-10-2
v. Austin Peay	1-0-0
v. Boston College	4-0-0

v. Buffalo	1-0-0
v. California	2-1-0
v. UCLA	4-2-2
v. UC-Santa Barbara	1-0-0
v. Carson Newman	12-0-0
v. Central University	1-0-0
v. Centre	9-3-2
v. Chattanooga	31-1-1
v. Cincinnati	5-1-0
v. The Citadel	2-0-0
v. Clemson	9-3-1
v. Colorado State	4-0-0
v. Cumberland (Ky.)	2-0-0
v. Cumberland (Tenn.)	1-0-0
v. Davidson	1-0-0
v. Dayton	4-0-0
v. Duke	11-7-0
v. East Carolina	1-0-0
v. Emory & Henry	5-0-0
v. Florida	12-12-0
v. Florida State	0-1-0
v. Fordham	1-0-0
v. Fresno State	1-0-0
v. Furman	2-0-0
v. Georgetown (Ky.)	3-0-0
v. Georgia	12-10-1
v. Georgia State	1-0-0
v. Georgia Tech	13-5-2
v. Hawai'i	1-0-0
v. Houston	2-0-0
v. Howard	1-0-0
v. Iowa State	1-0-0
v. Kansas	1-0-0
v. Kentucky	42-10-6
v. King College	7-0-0
v. La.-Lafayette	2-0-0
v. La.-Monroe	1-0-0
v. LSU	11-3-1
v. Louisiana Tech	2-0-0
v. Louisville	3-0-0
v. Marshall	2-0-0
v. Maryland	2-0-0
v. Maryville	23-1-1
v. Memphis	12-0-0
v. Mercer	2-0-0
v. Miami (Fla.)	0-1-0
v. MTSU	2-0-0
v. Mississippi	25-5-0
v. Mississippi State	13-7-0
v. Missouri	1-2-0
v. Montana	1-0-0
v. Mooney School	2-0-0
v. Nashville	0-0-1
v. UNLV	2-0-0
v. New Mexico	2-0-0
v. North Carolina	11-6-1
v. North Texas	1-1-0
v. Northern Illinois	1-0-0
v. Notre Dame	2-2-0
v. Ohio	2-0-0
v. Oklahoma	0-1-0
v. Oklahoma State	1-0-0
v. Oregon	0-1-0
v. Oregon State	1-0-1
v. Pacific	1-0-0
v. Penn State	2-0-0
v. Pittsburgh	0-2-0
v. Rhodes College	2-0-0
v. Rice	1-0-0
v. Richmond	1-0-0
v. Rutgers	2-1-0
v. Sewanee	8-4-0
v. South Alabama	1-0-0
v. South Carolina	16-2-0

v. Southern Cal	0-1-0
v. SMU	1-0-0
v. Southern Miss	5-0-0
v. Syracuse	1-0-0
v. Tampa	1-0-0
v. Temple	2-0-0
v. Tennessee Martin	1-0-0
v. Tenn. Military Inst.	1-0-0
v. Tenn. School Deaf	1-0-0
v. Tennessee Tech	6-0-0
v. Texas Christian	2-0-0
v. UTEP	2-0-0
v. Texas Tech	1-0-0
v. Transylvania	4-1-0
v. Troy	1-0-0
v. Tulane	3-0-0
v. Tulsa	3-0-0
v. Tusculum	3-0-0
v. Utah	3-0-0
v. Utah State	1-0-0
v. Vanderbilt	38-11-1
v. Villanova	1-0-0
v. Virginia	2-1-0
v. Va. Military Inst.	0-1-0
v. Virginia Tech	3-1-0
v. Wake Forest	5-2-0
v. Washington & Lee	4-0-0
v. Washington State	4-1-0
v. Western Carolina	1-0-0
v. Western Kentucky	2-0-0
v. Wichita State	1-0-0
v. William & Mary	1-0-0
v. Wofford	1-0-0
v. Wyoming	1-1-0
Maryville	2-0-0
v. Maryville	2-0-0
Memphis	42-15-3
v. Arkansas	1-0-0
v. Army	1-0-0
v. UCLA	1-0-0
v. The Citadel	1-0-0
v. Kansas	1-0-0
v. Maryland	1-0-0
v. Memphis	10-1-0
v. Minnesota	1-0-0
v. Mississippi	13-10-1
v. Mississippi State	9-4-1
v. Rhodes College	1-0-0
v. Tenn. Med. School	1-0-1
v. Wake Forest	1-0-0
Nashville	42-21-4
v. Bowling Green	1-0-0
v. Nashville	2-1-0
v. Nebraska	1-0-0
v. North Carolina	0-1-0
v. Vanderbilt	37-19-4
v. Wyoming	1-0-0
Sewanee	0-3-0

TEXAS (6-7)

College Station	0-1-0
v. Texas A&M	0-1-0
Dallas	3-3-0
v. Arkansas	1-0-0
v. Kansas State	0-1-0
v. Texas	1-2-0
v. Texas A&M	1-0-0
El Paso	0-1-0
v. Maryland	0-1-0
Houston	3-2-0
v. Houston	0-1-0
v. LSU	1-0-0
v. Purdue	0-1-0
v. Rice	1-0-0

v. Tulsa	1-0-0
VIRGINIA (3-1)	
Blacksburg	0-1-0
v. Virginia Tech	0-1-0
Bristol	1-0-0
v. Virginia Tech	1-0-0
Roanoke	2-0-0
v. Virginia Tech	1-0-0
v. Washington & Lee	1-0-0

WASHINGTON D.C. (1-0)

Washington, D.C.	1-0-0
v. George Washington	1-0-0

Never Played a Game Within Its Borders...

Alaska, Colorado, Connecticut, Delaware, Idaho, Illinois, Iowa, Kansas, Maine, Michigan, Minnesota, Montana, Nebraska, Nevada, New Mexico, North Dakota, Ohio, Pennsylvania, Rhode Island, South Dakota, Utah, Vermont, Washington, West Virginia, Wisconsin, Wyoming

GENERAL

STAFF

PLAYERS

REVIEW

HISTORY

HONORS

VOLMANAC

RECORDS



RECORD BY CALENDAR DATE

AUGUST (8-0-1, .944)

AUGUST 26 (0-0-1)

1990	T, 31-31	Colorado (N) @ Anaheim, Calif. (Pigskin Classic I)
------	----------	---

AUGUST 30 (3-0)

1987	W, 23-22	No. 16 Iowa (N) @ East Rutherford, N.J. (Kickoff Classic V)
1997	W, 52-17	TEXAS TECH
2003	W, 24-6	FRESNO STATE

AUGUST 31 (5-0)

1996	W, 62-3	UNLV
2002	W, 47-7	Wyoming (N) @ Nashville, Tenn.
2012	W, 35-21	NC State (N) @ Atlanta, Ga.
2013	W, 45-0	Austin Peay
2014	W, 38-7	Utah State

SEPTEMBER (141-70-9, .661)

SEPTEMBER 1 (4-2)

1984	W, 34-27	WASHINGTON STATE
1990	W, 55-7	PACIFIC
2001	W, 33-9	SYRACUSE
2007	L, 31-45	No. 12 California
2008	L, 24-27	at UCLA (OT)
2016	W, 20-13	APPALACHIAN STATE

SEPTEMBER 2 (4-0)

1989	W, 17-14	COLORADO STATE
1995	W, 27-7	EAST CAROLINA
2000	W, 19-16	No. 22 SOUTHERN MISS
2006	W, 35-18	No. 9 CALIFORNIA

SEPTEMBER 3 (2-3)

1983	L, 3-13	PITTSBURGH
1988	L, 17-28	No. 12 Georgia
1994	L, 23-25	at No. 14 UCLA
2005	W, 17-10	UAB
2011	W, 42-16	MONTANA

SEPTEMBER 4 (3-1)

1982	L, 24-25	DUKE
1993	W, 50-0	LOUISIANA TECH
1999	W, 42-17	WYOMING
2010	W, 50-0	TENNESSEE-MARTIN

SEPTEMBER 5 (7-1)

1981	L, 0-44	No. 10 Georgia
1987	W, 49-3	COLORADO STATE
1991	W, 28-11	Louisville
1992	W, 38-3	SOUTHWESTERN LOUISIANA
1998	W, 34-33	No. 17 Syracuse
2004	W, 42-17	UNLV
2009	W, 63-7	WESTERN KENTUCKY
2015	W, 59-30	Bowling Green (N) @Nashville, Tenn.

SEPTEMBER 6 (4-1)

1980	L, 15-16	No. 16 GEORGIA
1986	W, 35-21	NEW MEXICO
1997	W, 30-24	at UCLA
2003	W, 34-24	MARSHALL
2014	W, 34-19	ARKANSAS STATE

SEPTEMBER 7 (3-0-1)

1974	T, 17-17	No. 12 UCLA
1996	W, 35-20	UCLA
2002	W, 26-3	MTSU
2013	W, 52-20	WESTERN KENTUCKY

SEPTEMBER 8 (4-0)

1990	W, 40-7	Mississippi State
2001	W, 13-3	Arkansas
2007	W, 39-19	SOUTHERN MISSISSIPPI
2012	W, 51-13	GEORGIA STATE

SEPTEMBER 9 (4-0)

1972	W, 34-3	Georgia Tech
1989	W, 24-6	at No. 6 UCLA
1995	W, 30-27	GEORGIA
2006	W, 31-30	AIR FORCE

SEPTEMBER 10 (3-2)

1977	L, 17-27	CALIFORNIA
1983	W, 31-6	NEW MEXICO
1988	L, 26-31	DUKE
1994	W, 41-23	No. 23 Georgia
2011	W, 45-23	CINCINNATI
2016	W, 45-24	Virginia Tech (N) @ Bristol, Tenn. (Battle at Bristol)

SEPTEMBER 11 (2-2)

1976	L, 18-21	DUKE
1982	W, 23-21	IOWA STATE
1993	W, 38-6	No. 22 GEORGIA
2010	L, 13-48	No. 7 OREGON

SEPTEMBER 12 (2-3)

1981	L, 7-43	Southern California
1987	W, 38-10	Mississippi State
1992	W, 34-31	No. 14 Georgia
2009	L, 15-19	UCLA
2015	L, 24-31	No. 19 OKLAHOMA (2OT)

SEPTEMBER 13 (2-2)

1975	W, 26-8	No. 14 MARYLAND
1980	L, 17-20	SOUTHERN CALIFORNIA
1986	L, 23-27	MISSISSIPPI STATE
2008	W, 35-3	ALABAMA-BIRMINGHAM
2014	L, 10-34	No. 4 Oklahoma

SEPTEMBER 14 (1-1-2)

1968	T, 17-17	GEORGIA
1985	T, 26-26	No. 10 UCLA
1991	W, 30-16	No. 21 UCLA
2013	L, 14-59	No. 2 Oregon

SEPTEMBER 15 (4-2)

1973	W, 21-17	DUKE
1979	W, 28-16	Boston College
1984	W, 27-21	UTAH
1990	W, 56-0	TEXAS EL PASO
2007	L, 20-59	No. 5 Florida
2012	L, 20-37	No. 18 FLORIDA

SEPTEMBER 16 (2-5)

1967	L, 16-20	at No. 8 UCLA
1972	W, 28-21	No. 6 PENN STATE
1978	L, 0-13	No. 9 UCLA
1989	W, 28-6	DUKE
1995	L, 37-62	No. 4 Florida
2000	L, 23-27	No. 6 FLORIDA
2006	L, 20-21	No. 6 FLORIDA

SEPTEMBER 17 (2-4)

1977	W, 24-18	BOSTON COLLEGE
1988	L, 9-34	No. 9 LOUISIANA STATE
1994	L, 0-31	No. 1 FLORIDA
2005	L, 7-16	No. 6 Florida
2011	L, 23-33	No. 16 Florida
2016	W, 28-19	OHIO

SEPTEMBER 18 (4-3)

1965	W, 21-0	ARMY
1971	W, 48-6	UC SANTA BARBARA
1976	W, 31-0	TEXAS CHRISTIAN
1993	L, 34-41	No. 9 Florida
1999	L, 21-23	No. 4 Florida
2004	W, 30-28	No. 11 FLORIDA
2010	L, 17-31	No. 10 FLORIDA

SEPTEMBER 19 (6-1)

1964	W, 10-6	CHATTANOOGA
1970	W, 28-3	SOUTHERN METHODIST



1981	W, 42-0	COLORADO STATE
1992	W, 31-14	No. 4 FLORIDA
1998	W, 20-17	No. 2 FLORIDA (OT)
2009	L, 13-23	No. 1 Florida
2015	W, 55-10	WESTERN CAROLINA

SEPTEMBER 20 (4-3)

1941	W, 32-6	FURMAN
1969	W, 31-0	CHATTANOOGA
1975	L, 28-34	at UCLA
1980	W, 35-23	WASHINGTON STATE
1997	L, 20-33	No. 2 Florida
2003	W, 24-10	No. 17 Florida
2008	L, 6-30	No. 4 FLORIDA

SEPTEMBER 21 (3-3)

1963	W, 34-6	RICHMOND
1974	W, 17-3	KANSAS
1991	W, 26-24	No. 23 MISSISSIPPI STATE
1996	L, 29-35	No. 4 FLORIDA
2002	L, 13-30	No. 10 FLORIDA
2013	L, 17-31	No. 21 Florida

SEPTEMBER 22 (4-0-1)

1973	W, 37-18	Army
1979	W, 51-18	UTAH
1984	T, 24-24	ARMY
2007	W, 48-27	ARKANSAS STATE
2012	W, 47-26	AKRON

SEPTEMBER 23 (6-0-1)

1922	W, 50-0	EMORY & HENRY
1950	W, 56-0	SOUTHERN MISSISSIPPI
1972	W, 45-6	WAKE FOREST
1978	T, 13-13	OREGON STATE
1995	W, 52-14	MISSISSIPPI STATE
2000	W, 70-3	LOUISIANA-MONROE
2006	W, 33-7	MARSHALL

SEPTEMBER 24 (8-5)

1921	W, 27-0	EMORY & HENRY
1927	W, 33-0	CARSON-NEWMAN
1932	W, 13-0	Chattanooga
1938	W, 26-3	UNIVERSITY OF THE SOUTH
1949	W, 10-0	MISSISSIPPI STATE
1955	L, 7-13	MISSISSIPPI STATE
1960	W, 10-3	Auburn (N) @ Birmingham, Ala.
1966	W, 28-0	Auburn (N) @ Birmingham, Ala.
1977	L, 12-14	AUBURN
1983	L, 14-37	No. 11 AUBURN
1988	L, 6-38	No. 4 Auburn
1994	L, 21-24	Mississippi State
2016	W, 38-28	No. 19 FLORIDA

SEPTEMBER 25 (9-4-1)

1915	W, 101-0	CARSON-NEWMAN
1920	W, 45-0	EMORY & HENRY
1926	W, 13-0	CARSON-NEWMAN
1937	W, 32-0	WAKE FOREST
1948	L, 6-21	MISSISSIPPI STATE
1954	W, 19-7	Mississippi State (N) @ Memphis, Tenn.
1965	T, 13-13	AUBURN
1971	L, 9-10	No. 5 AUBURN
1976	L, 28-38	Auburn (N) @ Birmingham, Ala.
1982	L, 14-24	Auburn
1993	W, 42-20	LOUISIANA STATE
1999	W, 17-16	MEMPHIS
2004	W, 42-17	LOUISIANA TECH
2010	W, 32-29	ALABAMA-BIRMINGHAM (2 OT)

SEPTEMBER 26 (9-4-2)

1914	W, 89-0	CARSON-NEWMAN
1931	W, 33-0	MARYVILLE
1936	W, 13-0	Chattanooga
1942	T, 0-0	South Carolina
1953	L, 0-26	MISSISSIPPI STATE
1959	W, 3-0	No. 3 AUBURN
1964	L, 0-3	No. 8 Auburn (N) @ Birmingham, Ala.
1970	L, 23-36	Auburn (N) @ Birmingham, Ala.
1981	W, 10-7	AUBURN
1987	T, 20-20	No. 3 AUBURN

1992	W, 40-0	CINCINNATI
1998	W, 42-7	HOUSTON
2005	W, 30-27	No. 4 Louisiana State (OT)
2009	W, 34-23	OHIO
2015	L, 27-28	Florida

SEPTEMBER 27 (8-4)

1913	W, 58-0	CARSON-NEWMAN
1919	W, 29-6	TUSCULUM
1930	W, 54-0	MARYVILLE
1947	L, 0-27	Georgia Tech
1952	W, 14-7	Mississippi State (N) @ Memphis, Tenn.
1958	L, 0-13	No. 3 Auburn (N) @ Birmingham, Ala.
1969	W, 45-19	AUBURN
1975	W, 21-17	AUBURN
1980	W, 42-0	Auburn
1986	L, 8-34	No. 8 Auburn
2003	W, 23-20	SOUTH CAROLINA (OT)
2008	L, 12-14	No. 15 Auburn
2014	L, 32-35	No. 12 Georgia

SEPTEMBER 28 (9-3)

1929	W, 40-6	CENTRE
1935	W, 20-0	SOUTHWESTERN
1940	W, 49-0	MERCER
1946	W, 13-9	GEORGIA TECH
1957	L, 0-7	AUBURN
1963	L, 19-23	AUBURN
1968	W, 24-17	MEMPHIS STATE
1974	L, 0-21	Auburn
1985	W, 38-20	No. 1 AUBURN
1991	W, 30-21	No. 13 AUBURN
2002	W, 35-14	RUTGERS
2013	W, 31-24	SOUTH ALABAMA

SEPTEMBER 29 (9-4-1)

1923	L, 0-41	Army
1928	W, 41-0	MARYVILLE
1934	W, 32-0	CENTRE
1939	W, 13-0	NC State
1945	W, 7-6	WAKE FOREST
1951	W, 14-0	MISSISSIPPI STATE
1956	W, 35-7	Auburn (N) @ Birmingham, Ala.
1962	L, 21-22	Auburn (N) @ Birmingham, Ala.
1973	W, 21-0	No. 11 AUBURN
1979	W, 35-17	AUBURN
1984	L, 10-29	No. 20 Auburn
1990	T, 26-26	No. 3 Auburn
2001	W, 26-18	No. 14 LOUISIANA STATE
2012	L, 44-51	No. 5 Georgia

SEPTEMBER 30 (9-5)

1905	W, 16-6	TENN. SCHOOL FOR DEAF
1916	W, 33-0	TUSCULUM
1922	W, 32-7	CARSON-NEWMAN
1933	W, 27-0	VIRGINIA TECH
1944	W, 26-13	KENTUCKY
1950	L, 0-7	Mississippi State
1961	L, 21-24	AUBURN
1967	W, 27-13	AUBURN
1972	L, 6-10	Auburn (N) @ Birmingham, Ala.
1978	L, 10-29	Auburn (N) @ Birmingham, Ala.
1989	W, 21-14	No. 4 AUBURN
1995	W, 31-0	OKLAHOMA STATE
2000	L, 31-38	Louisiana State (OT)
2006	W, 41-7	Memphis

OCTOBER (298-149-21, .659)

OCTOBER 1 (12-4-1)

1904	W, 17-0	MARYVILLE
1910	L, 2-17	CENTRE
1921	W, 7-0	Maryville
1927	W, 26-0	North Carolina
1932	W, 33-0	MISSISSIPPI
1938	W, 20-7	CLEMSON
1949	L, 7-21	DUKE
1955	L, 0-21	No. 16 DUKE
1960	T, 0-0	Mississippi State (N) @ Memphis, Tenn.
1966	W, 23-3	RICE

1977	W, 41-10	OREGON STATE
1983	W, 45-6	The Citadel (N) @ Memphis, Tenn.
1988	L, 24-52	WASHINGTON STATE
1994	W, 10-9	No. 17 WASHINGTON STATE
2005	W, 27-10	MISSISSIPPI
2011	W, 41-10	BUFFALO
2016	W, 34-31	No. 25 Georgia

OCTOBER 2 (9-3-2)

1909	T, 0-0	CENTRE
1915	W, 21-0	TUSCULUM
1920	W, 47-0	MARYVILLE
1926	W, 34-0	NORTH CAROLINA
1937	W, 27-0	VIRGINIA TECH
1948	T, 7-7	Duke
1954	L, 6-7	No. 7 Duke
1971	W, 20-13	Florida
1976	W, 21-19	CLEMSON
1982	W, 10-3	WASHINGTON STATE
1993	W, 52-19	DUKE
1999	W, 24-0	AUBURN
2004	L, 10-34	No. 8 AUBURN
2010	L, 14-16	No. 12 Louisiana State

OCTOBER 3 (14-4)

1903	W, 17-0	MARYVILLE
1908	W, 12-0	NORTH CAROLINA
1914	W, 55-3	KING
1919	W, 32-2	MARYVILLE
1925	W, 51-0	EMORY & HENRY
1931	W, 44-0	CLEMSON
1936	L, 6-14	North Carolina
1942	W, 40-14	FORDHAM
1953	L, 7-21	DUKE
1959	W, 22-6	MISSISSIPPI STATE
1964	W, 14-13	Mississippi State (N) @ Memphis, Tenn.
1970	W, 48-3	ARMY
1987	W, 38-12	CALIFORNIA
1992	W, 20-0	Louisiana State
1996	W, 41-3	Mississippi (N) @ Memphis, Tenn.
1998	W, 17-9	Auburn
2009	L, 22-26	AUBURN
2015	L, 20-24	ARKANSAS

OCTOBER 4 (9-4)

1913	W, 95-0	ATHENS
1924	W, 27-0	EMORY & HENRY
1930	W, 18-0	CENTRE
1941	L, 0-19	Duke
1947	L, 7-19	DUKE
1952	L, 0-7	No. 10 Duke
1958	W, 13-8	No. 11 Mississippi State (N) @ Memphis, Tenn.
1969	W, 55-16	Memphis State
1986	W, 26-16	TEXAS EL PASO
1997	W, 31-17	MISSISSIPPI
2003	L, 21-28	Auburn
2008	W, 13-9	NORTHERN ILLINOIS
2014	L, 9-10	FLORIDA

OCTOBER 5 (11-3)

1907	W, 30-0	TENNESSEE MILITARY INSTITUTE
1912	W, 101-0	KING
1929	W, 20-0	Chattanooga
1934	W, 19-7	North Carolina
1935	L, 13-38	NORTH CAROLINA
1940	W, 13-0	DUKE
1946	W, 12-7	Duke
1957	W, 14-9	MISSISSIPPI STATE
1963	L, 0-7	MISSISSIPPI STATE
1968	W, 52-0	Rice
1974	W, 17-10	TULSA
1985	W, 31-29	WAKE FOREST
2002	W, 41-38	ARKANSAS (6 OT)
2013	L, 31-34	No. 6 GEORGIA (OT)

OCTOBER 6 (7-3-1)

1906	W, 10-0	AMERICAN UNIVERSITY
1923	T, 14-14	MARYVILLE
1928	W, 41-7	CENTRE

1945	W, 48-13	WILLIAM & MARY
1951	W, 26-0	No. 16 DUKE
1956	W, 33-20	Duke
1962	L, 6-7	Mississippi State (N) @ Memphis, Tenn.
1973	W, 28-27	Kansas (N) @ Memphis, Tenn.
1979	L, 9-28	Mississippi State (N) @ Memphis, Tenn.
2001	L, 24-26	GEORGIA
2007	W, 35-14	No. 12 GEORGIA

OCTOBER 7 (14-1)

1905	W, 104-0	AMERICAN UNIVERSITY
1911	W, 27-0	MOONEY SCHOOL
1916	W, 32-6	MARYVILLE
1922	W, 21-0	MARYVILLE
1933	W, 20-0	MISSISSIPPI STATE
1939	W, 40-0	UNIVERSITY OF THE SOUTH
1944	W, 20-7	Mississippi (N) @ Memphis, Tenn.
1950	W, 28-7	No. 14 Duke
1961	W, 17-3	MISSISSIPPI STATE
1972	W, 38-7	Memphis State
1978	W, 31-13	ARMY
1989	W, 17-14	GEORGIA
1995	W, 49-31	Arkansas
2000	L, 10-21	No. 19 Georgia
2006	W, 51-33	No. 10 Georgia

OCTOBER 8 (11-4)

1910	W, 7-0	MOONEY SCHOOL
1921	W, 21-0	CHATTANOOGA
1927	W, 7-0	MARYVILLE
1932	W, 20-7	NORTH CAROLINA
1938	W, 7-0	AUBURN
1949	W, 39-7	CHATTANOOGA
1955	W, 13-0	CHATTANOOGA
1960	W, 62-7	TAMPA
1966	L, 3-6	No. 9 Georgia Tech
1977	L, 8-24	GEORGIA TECH
1983	W, 20-6	LOUISIANA STATE
1994	W, 38-21	ARKANSAS
2005	L, 14-27	No. 5 GEORGIA
2011	L, 12-20	GEORGIA
2016	L, 38-45	No. 8 Texas A&M

OCTOBER 9 (9-4-2)

1909	L, 0-3	NORTH CAROLINA
1915	L, 0-3	CLEMSON
1920	L, 0-20	VANDERBILT
1926	W, 14-7	Louisiana State
1937	T, 0-0	Duke
1948	W, 26-0	CHATTANOOGA
1954	W, 20-14	CHATTANOOGA
1965	W, 24-3	SOUTH CAROLINA
1971	W, 10-6	GEORGIA TECH
1976	W, 42-7	Georgia Tech
1982	T, 24-24	No. 18 Louisiana State
1993	W, 28-14	Arkansas (N) @ Little Rock, Ark.
1999	W, 37-20	No. 10 GEORGIA
2004	W, 19-14	No. 3 Georgia
2010	L, 14-41	Georgia

OCTOBER 10 (14-3)

1900	W, 22-0	KING
1903	W, 38-0	CARSON-NEWMAN
1908	W, 39-5	MARYVILLE
1914	W, 27-0	CLEMSON
1925	W, 13-0	MARYVILLE
1931	W, 38-0	MISSISSIPPI
1936	L, 0-6	AUBURN
1942	W, 34-6	DAYTON
1953	W, 40-7	CHATTANOOGA
1959	L, 7-14	No. 3 GEORGIA TECH
1964	W, 16-14	BOSTON COLLEGE
1970	W, 17-6	No. 13 Georgia Tech
1981	W, 10-7	GEORGIA TECH
1992	L, 24-25	ARKANSAS
1998	W, 22-3	No. 7 Georgia
2009	W, 45-19	GEORGIA
2015	W, 38-31	No. 19 Georgia

OCTOBER 11 (13-4-1)

1899	W, 11-5	KING
------	---------	------



1902	W, 12-0	KING
1913	W, 75-0	MARYVILLE
1919	T, 3-3	Vanderbilt
1924	W, 28-10	MARYVILLE
1930	W, 27-0	MISSISSIPPI
1941	W, 26-0	DAYTON
1947	W, 26-7	CHATTANOOGA
1952	W, 26-6	CHATTANOOGA
1958	L, 7-21	Georgia Tech
1969	W, 26-8	GEORGIA TECH
1975	W, 24-10	LOUISIANA STATE
1980	W, 23-10	Georgia Tech
1986	L, 21-25	ARMY
1997	W, 38-13	No. 13 GEORGIA
2003	L, 14-41	No. 8 GEORGIA
2008	L, 14-26	No. 10 Georgia
2014	W, 45-10	CHATTANOOGA

OCTOBER 12 (10-5)

1901	W, 8-0	KING
1907	W, 15-0	Georgia
1912	W, 38-0	MARYVILLE
1929	W, 52-7	MISSISSIPPI
1935	W, 13-6	Auburn (N) @ Birmingham, Ala.
1940	W, 53-0	CHATTANOOGA
1946	W, 47-7	CHATTANOOGA
1957	W, 28-13	CHATTANOOGA
1963	L, 7-23	GEORGIA TECH
1968	W, 24-7	Georgia Tech
1974	L, 10-20	Louisiana State
1985	L, 10-17	No. 7 Florida
1991	L, 18-35	No. 10 Florida
1996	W, 29-17	Georgia
2002	L, 13-18	No. 6 Georgia

OCTOBER 13 (10-4)

1906	L, 0-11	MARYVILLE
1923	W, 13-6	GEORGETOWN
1928	W, 13-12	MISSISSIPPI
1934	W, 27-0	MISSISSIPPI
1945	W, 30-0	CHATTANOOGA
1951	W, 42-13	CHATTANOOGA
1956	W, 42-20	CHATTANOOGA
1962	L, 0-17	Georgia Tech
1973	W, 20-14	GEORGIA TECH
1979	W, 31-0	GEORGIA TECH
1984	L, 30-43	No. 18 FLORIDA
1990	W, 45-3	No. 9 FLORIDA
2007	W, 33-21	Mississippi State
2012	L, 31-41	No. 19 Mississippi State

OCTOBER 14 (8-2-1)

1905	T, 5-5	Clemson
1911	L, 0-24	Georgia Tech
1916	W, 14-0	Clemson
1922	W, 15-0	Camp Benning
1933	L, 2-10	Duke
1939	W, 28-0	Chattanooga
1944	W, 40-0	FLORIDA
1950	W, 41-0	CHATTANOOGA
1961	W, 52-6	TULSA
1967	W, 24-13	GEORGIA TECH
1995	W, 41-14	No. 12 Alabama (N) @ Birmingham, Ala.

OCTOBER 15 (9-8-2)

1892	W, 25-0	Maryville
1897	W, 28-0	KING
1904	T, 0-0	NASHVILLE
1910	L, 0-18	Vanderbilt
1921	L, 3-14	Dartmouth
1926	W, 6-0	MARYVILLE
1927	W, 21-7	MISSISSIPPI
1932	W, 7-3	Alabama (N) @ Birmingham, Ala.
1938	W, 13-0	Alabama (N) @ Birmingham, Ala.
1949	T, 7-7	Alabama (N) @ Birmingham, Ala.
1955	W, 20-0	Alabama (N) @ Birmingham, Ala.
1960	W, 20-7	No. 15 ALABAMA
1966	L, 10-11	No. 3 ALABAMA
1977	L, 10-24	No. 4 Alabama (N) @ Birmingham, Ala.

1983	W, 41-34	No. 11 Alabama (N) @ Birmingham, Ala.
1988	L, 20-28	No. 20 ALABAMA
1994	L, 13-17	No. 10 ALABAMA
2011	L, 7-38	No. 1 LOUISIANA STATE
2016	L, 10-49	No. 1 ALABAMA

OCTOBER 16 (6-4-1)

1909	L, 0-17	Kentucky State
1915	W, 80-0	CENTRE
1920	W, 35-0	Chattanooga
1948	W, 21-6	ALABAMA
1954	L, 0-27	ALABAMA
1965	T, 7-7	Alabama (N) @ Birmingham, Ala.
1971	L, 15-32	No. 4 Alabama (N) @ Birmingham, Ala.
1976	L, 13-20	No. 20 ALABAMA
1982	W, 35-28	No. 2 ALABAMA
1993	W, 17-17	No. 2Alabama (N) @ Birmingham, Ala (Tie awarded to UT from NCAA).
2004	W, 21-17	Mississippi

OCTOBER 17 (4-7-3)

1903	L, 0-40	Vanderbilt
1908	W, 7-0	KENTUCKY STATE
1914	W, 66-0	Louisville
1925	L, 7-34	Vanderbilt
1931	W, 25-0	ALABAMA
1936	T, 0-0	Alabama (N) @ Birmingham, Ala.
1942	L, 0-8	No. 4 Alabama (N) @ Birmingham, Ala.
1953	T, 0-0	Alabama (N) @ Birmingham, Ala.
1959	T, 7-7	Alabama (N) @ Birmingham, Ala.
1964	L, 8-19	No. 3 ALABAMA
1970	W, 24-0	ALABAMA
1981	L, 19-38	No. 15 Alabama (N) @ Birmingham, Ala.
1987	L, 22-41	Alabama (N) @ Birmingham, Ala.
1992	L, 10-17	No. 4 ALABAMA

OCTOBER 18 (6-9)

1913	L, 6-17	University of the South (N) @ Chattanooga, Tenn.
1919	L, 0-6	MISSISSIPPI A&M
1924	W, 13-0	CARSON-NEWMAN
1930	L, 6-18	Alabama
1941	L, 2-9	ALABAMA
1947	L, 0-10	Alabama (N) @ Birmingham, Ala.
1952	W, 20-0	No. 18 ALABAMA
1958	W, 14-7	ALABAMA
1969	W, 41-14	No. 20Alabama (N) @ Birmingham, Ala.
1975	L, 7-30	No. 6 Alabama (N) @ Birmingham, Ala.
1980	L, 0-27	No. 1 ALABAMA
1986	L, 28-56	No. 2 ALABAMA
1997	W, 38-21	Alabama (N) @ Birmingham, Ala.
2008	W, 34-3	MISSISSIPPI STATE
2014	L, 3-34	No. 3 Ole Miss

OCTOBER 19 (8-6-1)

1901	T, 6-6	CLEMSON
1907	L, 4-6	Georgia Tech
1912	W, 62-0	Tennessee Medical School
1929	W, 6-0	ALABAMA
1935	L, 0-25	ALABAMA
1937	L, 7-14	ALABAMA
1940	W, 27-12	Alabama (N) @ Birmingham, Ala.
1946	W, 12-0	No. 7 ALABAMA
1957	W, 14-0	Alabama (N) @ Birmingham, Ala.
1963	L, 0-35	No. 9 Alabama (N) @ Birmingham, Ala.
1968	W, 10-9	ALABAMA
1974	L, 6-28	No. 4 ALABAMA
1985	W, 16-14	No. 15 Alabama (N) @ Birmingham, Ala.
1991	L, 19-24	No. 14 Alabama (N) @ Birmingham, Ala.
2013	W, 23-21	No. 11 SOUTH CAROLINA

OCTOBER 20 (5-10)

1906	L, 0-6	CENTRE
1923	L, 0-17	GEORGIA
1928	W, 15-13	Alabama
1934	L, 6-13	Alabama (N) @ Birmingham, Ala.
1945	L, 7-25	No. 6 Alabama (N) @ Birmingham, Ala.
1951	W, 27-13	Alabama (N) @ Birmingham, Ala.
1956	W, 24-0	ALABAMA
1962	L, 7-27	No. 2 ALABAMA
1973	L, 21-42	No. 1 Alabama (N) @ Birmingham, Ala.
1979	L, 17-27	No. 1 Alabama (N) @ Birmingham, Ala.
1984	W, 28-27	ALABAMA
1990	L, 6-9	ALABAMA
2001	W, 35-24	Alabama
2007	L, 17-41	Alabama
2012	L, 13-44	No. 1 ALABAMA

OCTOBER 21 (9-10-1)

1892	L, 4-22	Vanderbilt
1893	L, 0-56	KENTUCKY A&M
1899	L, 0-5	VIRGINIA TECH
1902	W, 34-0	MARYVILLE
1905	L, 0-45	VANDERBILT
1907	W, 4-0	Clemson
1911	W, 22-5	MARYVILLE
1916	W, 26-0	SOUTH CAROLINA
1922	L, 3-7	Georgia
1933	L, 6-12	ALABAMA
1939	W, 21-0	No. 8 ALABAMA
1944	T, 0-0	ALABAMA
1950	W, 14-9	ALABAMA
1961	L, 3-34	No. 5 Alabama (N) @ Birmingham, Ala.
1967	W, 24-13	No. 6 Alabama (N) @ Birmingham, Ala.
1972	L, 10-17	No. 3 ALABAMA
1978	L, 17-30	No. 4 ALABAMA
1989	L, 30-47	No. 10 Alabama (N) @ Birmingham, Ala.
2000	W, 20-10	ALABAMA
2006	W, 16-13	ALABAMA

OCTOBER 22 (11-5-1)

1896	W, 10-6	WILLIAMSBURG
1900	T, 0-0	Vanderbilt
1904	L, 0-2	Georgia Tech
1910	L, 5-35	Georgia
1921	W, 9-0	FLORIDA
1927	W, 57-0	TRANSYLVANIA
1932	W, 60-0	MARYVILLE
1938	W, 44-0	THE CITADEL
1949	W, 36-6	TENNESSEE TECH
1955	W, 53-7	DAYTON
1960	W, 35-0	CHATTANOOGA
1966	W, 29-17	SOUTH CAROLINA
1977	L, 17-27	No. 19 Florida
1983	W, 37-3	GEORGIA TECH
1988	W, 38-25	Memphis State
2005	L, 3-6	No. 5 Alabama (Loss later vacated by Alabama)
2011	L, 6-37	No. 2 Alabama

OCTOBER 23 (11-4)

1897	W, 6-0	WILLIAMSBURG
1909	L, 0-3	GEORGIA
1915	W, 101-0	CUMBERLAND
1920	W, 26-0	CLEMSON
1926	W, 30-7	CENTRE
1937	W, 32-0	UNIVERSITY OF THE SOUTH
1948	W, 41-0	TENNESSEE TECH
1954	W, 14-7	DAYTON
1965	W, 17-8	HOUSTON
1971	W, 10-7	Mississippi State (N) @ Memphis, Tenn.
1976	L, 18-20	No. 11 FLORIDA
1982	L, 21-31	Georgia Tech
1999	W, 21-7	No. 10 Alabama
2004	W, 17-13	ALABAMA
2010	L, 10-41	No. 7 ALABAMA

OCTOBER 24 (12-4-2)

1892	L, 0-54	University of the South
1896	W, 4-0	Chattanooga Athletic Club
1908	W, 10-0	GEORGIA
1914	W, 17-7	ALABAMA
1924	L, 2-7	Mississippi A&M (N) @ Memphis, Tenn.
1925	T, 0-0	LOUISIANA STATE
1931	W, 7-0	North Carolina
1936	W, 15-13	No. 2 DUKE
1942	W, 52-7	FURMAN
1953	W, 59-6	LOUISVILLE
1959	W, 23-0	CHATTANOOGA
1964	T, 3-3	No. 7 Louisiana State
1970	W, 38-7	FLORIDA
1981	W, 28-9	Memphis State
1987	W, 29-15	GEORGIA TECH
1998	W, 35-18	ALABAMA
2009	L, 10-12	No. 1 Alabama
2015	L, 14-19	No. 8 Alabama

OCTOBER 25 (5-8-1)

1902	L, 5-12	VANDERBILT
1906	T, 5-5	American University
1919	L, 0-14	Clemson
1930	W, 9-7	NORTH CAROLINA
1941	W, 21-6	CINCINNATI
1947	W, 49-0	TENNESSEE TECH
1952	W, 50-0	WOFFORD
1958	L, 0-10	FLORIDA STATE
1975	L, 14-21	NORTH TEXAS STATE
1980	L, 6-30	No. 12 PITTSBURGH
1986	L, 13-14	Georgia Tech
2003	W, 51-43	Alabama (5 OT)
2008	L, 9-29	No. 2 ALABAMA
2014	L, 20-34	No. 4 ALABAMA

OCTOBER 26 (9-5-1)

1901	L, 5-16	Nashville
1907	W, 34-0	MARYVILLE
1912	L, 6-33	University of the South (N) @ Chattanooga, Tenn.
1913	W, 9-0	DAVIDSON
1929	W, 30-0	Washington & Lee
1935	W, 25-14	CENTRE
1940	W, 14-0	FLORIDA
1946	L, 6-19	WAKE FOREST
1957	W, 16-0	Maryland
1963	W, 49-7	CHATTANOOGA
1974	W, 29-28	CLEMSON
1985	T, 6-6	GEORGIA TECH
1996	W, 20-13	No. 12 ALABAMA
2002	L, 14-34	No. 19 ALABAMA
2013	L, 10-45	No. 1 Alabama

OCTOBER 27 (11-1)

1923	W, 7-3	Mississippi A&M (N) @ Memphis, Tenn.
1928	W, 26-7	WASHINGTON & LEE
1934	W, 14-6	DUKE
1945	W, 33-2	VILLANOVA
1951	W, 68-0	TENNESSEE TECH
1956	W, 34-7	MARYLAND
1962	W, 48-14	CHATTANOOGA
1973	W, 39-7	TEXAS CHRISTIAN
1984	W, 24-21	Georgia Tech
2001	W, 17-10	No. 12 SOUTH CAROLINA
2007	W, 27-24	No. 15 SOUTH CAROLINA (OT)
2012	L, 35-38	No. 17 South Carolina

OCTOBER 28 (13-4)

1899	L, 0-51	University of the South
1905	L, 6-11	University of the South
1911	L, 0-16	NC State
1916	W, 24-0	Florida (N) @ Tampa, Fla.
1922	W, 49-0	MISSISSIPPI
1933	W, 13-6	FLORIDA
1939	W, 17-0	MERCER
1944	W, 26-7	CLEMSON
1950	W, 27-20	WASHINGTON & LEE
1961	W, 20-7	CHATTANOOGA

1967	W, 17-14	LOUISIANA STATE
1972	W, 34-2	HAWAII
1978	L, 21-34	Mississippi State (N) @ Memphis, Tenn.
1989	W, 45-39	Louisiana State
1995	W, 56-21	SOUTH CAROLINA
2000	W, 17-14	No. 17 South Carolina
2006	W, 31-24	South Carolina

OCTOBER 29 (10-6)

1903	L, 0-24	South Carolina
1904	L, 0-12	UNIVERSITY OF THE SOUTH
1910	W, 17-0	Howard (N) @ Birmingham, Ala.
1921	L, 0-14	Vanderbilt
1927	W, 42-0	VIRGINIA
1932	W, 16-13	DUKE
1938	W, 14-6	LOUISIANA STATE
1949	W, 35-6	No. 13 North Carolina
1955	W, 48-7	North Carolina
1960	W, 27-14	NORTH CAROLINA
1966	W, 38-7	Army (N) @ Memphis, Tenn.
1983	W, 7-0	Rutgers
1994	W, 31-22	South Carolina
2005	L, 15-16	SOUTH CAROLINA
2011	L, 3-14	No. 14 SOUTH CAROLINA
2016	L, 21-24	South Carolina

OCTOBER 30 (7-5)

1909	L, 0-29	GEORGIA TECH
1915	L, 0-35	Vanderbilt
1920	L, 7-13	Mississippi A&M
1926	W, 33-0	Mississippi A&M
1937	W, 32-0	GEORGIA
1948	L, 7-14	No. 3 NORTH CAROLINA
1954	W, 26-20	NORTH CAROLINA
1971	W, 38-3	TULSA
1993	W, 55-3	SOUTH CAROLINA
1999	W, 30-7	SOUTH CAROLINA
2004	W, 43-29	South Carolina
2010	L, 24-38	No. 17 South Carolina

OCTOBER 31 (13-3)

1903	W, 10-0	Nashville
1908	W, 6-5	Georgia Tech
1910	L, 0-48	Mississippi A&M
1914	W, 67-0	CHATTANOOGA
1925	W, 12-7	GEORGIA
1931	W, 25-2	DUKE
1936	W, 46-0	Georgia
1942	W, 26-0	No. 19 LOUISIANA STATE
1953	W, 20-6	North Carolina
1959	W, 29-7	North Carolina
1970	W, 41-7	Wake Forest (N) @ Memphis, Tenn.
1987	L, 18-20	Boston College
1992	L, 23-24	South Carolina
1998	W, 49-14	South Carolina
2009	W, 31-13	No. 21 SOUTH CAROLINA
2015	W, 52-21	Kentucky

NOVEMBER (321-126-21, .708)

NOVEMBER 1 (10-6-1)

1900	L, 5-22	NORTH CAROLINA
1902	W, 6-0	UNIVERSITY OF THE SOUTH
1913	W, 21-0	CHATTANOOGA
1919	T, 0-0	NORTH CAROLINA
1924	L, 0-33	Georgia
1930	W, 27-0	CLEMSON
1941	W, 13-6	Louisiana State
1947	L, 6-20	North Carolina
1952	W, 41-14	NORTH CAROLINA
1958	L, 7-21	No. 17 NORTH CAROLINA
1969	W, 17-3	No. 11 Georgia
1975	W, 28-7	COLORADO STATE
1980	L, 13-16	VIRGINIA
1997	W, 22-7	SOUTH CAROLINA
2003	W, 23-6	DUKE
2008	L, 6-27	South Carolina
2014	W, 45-42	South Carolina (OT)

NOVEMBER 2 (11-4)

1892	L, 0-10	UNIVERSITY OF THE SOUTH
1901	L, 0-6	KENTUCKY UNIVERSITY
1907	W, 57-0	CHATTANOOGA
1912	W, 67-0	CENTRE
1929	W, 27-0	AUBURN
1935	L, 6-19	Duke
1940	W, 28-0	LOUISIANA STATE
1946	W, 20-14	No. 9 NORTH CAROLINA
1957	W, 35-0	North Carolina
1968	W, 42-18	UCLA
1985	W, 40-0	RUTGERS
1991	W, 52-24	MEMPHIS STATE
1996	W, 31-14	South Carolina
2002	W, 18-10	South Carolina
2013	L, 3-31	No. 10 Missouri

NOVEMBER 3 (10-5)

1893	L, 0-64	Wake Forest
1906	L, 0-17	UNIVERSITY OF THE SOUTH
1923	W, 13-2	TULANE
1928	W, 57-0	CARSON-NEWMAN
1934	L, 12-13	Fordham
1945	W, 20-6	NORTH CAROLINA
1951	W, 27-0	North Carolina
1956	W, 20-0	NORTH CAROLINA
1962	W, 23-0	WAKE FOREST
1973	L, 31-35	GEORGIA
1979	L, 7-13	RUTGERS
1990	W, 41-20	TEMPLE
2001	W, 28-18	Notre Dame
2007	W, 59-7	LOUISIANA-LAFAYETTE
2012	W, 55-48	TROY

NOVEMBER 4 (11-5-1)

1893	L, 0-70	Duke
1899	W, 12-0	KENTUCKY A&M
1905	L, 0-45	Georgia Tech
1911	T, 0-0	CENTRE
1916	W, 12-7	Chattanooga
1922	L, 6-14	Vanderbilt
1933	W, 13-0	George Washington
1939	W, 20-0	No. 18 Louisiana State
1944	W, 13-0	Louisiana State
1950	W, 16-0	NORTH CAROLINA
1961	L, 21-22	North Carolina
1967	W, 38-0	Tampa
1972	W, 14-0	Georgia
1978	W, 34-0	DUKE
1995	W, 42-0	SOUTHERN MISSISSIPPI
2000	W, 19-17	Memphis
2006	L, 24-28	No. 13 LOUISIANA STATE

NOVEMBER 5 (9-5-1)

1904	L, 0-22	Vanderbilt
1910	L, 0-10	KENTUCKY STATE
1921	W, 14-7	Mississippi A&M (N) @ Memphis, Tenn.
1927	W, 32-12	UNIVERSITY OF THE SOUTH
1932	W, 31-0	MISSISSIPPI A&M
1938	W, 45-0	CHATTANOOGA
1949	L, 13-30	GEORGIA TECH
1955	T, 7-7	No. 8 GEORGIA TECH
1960	L, 7-14	Georgia Tech
1966	W, 28-10	CHATTANOOGA
1977	W, 27-14	MEMPHIS STATE
1988	W, 10-7	BOSTON COLLEGE
2005	L, 21-41	No. 8 Notre Dame
2011	W, 24-0	MIDDLE TENNESSEE STATE
2016	W, 55-0	TENNESSEE TECH

NOVEMBER 6 (10-4)

1909	L, 0-51	Vanderbilt
1920	W, 49-0	TRANSYLVANIA
1926	W, 12-0	UNIVERSITY OF THE SOUTH
1937	L, 7-20	Auburn (N) @ Birmingham, Ala.
1948	W, 13-6	No. 6 Georgia Tech
1954	L, 7-28	Georgia Tech
1965	W, 21-7	No. 7 GEORGIA TECH
1971	W, 35-6	SOUTH CAROLINA
1976	W, 21-14	Memphis State

GENERAL

STAFF

PLAYERS

REVIEW

HISTORY

HONORS

VOLUNTEER

RECORDS



1982	W, 29-3	MEMPHIS STATE
1993	W, 45-10	No. 13 LOUISVILLE
1999	W, 38-14	No. 24 NOTRE DAME
2004	L, 13-17	NOTRE DAME
2010	W, 50-14	Memphis

NOVEMBER 7 (15-3)

1893	L, 0-60	North Carolina
1902	W, 10-0	Nashville
1903	L, 0-5	GEORGIA
1908	L, 9-16	Vanderbilt
1914	W, 16-14	Vanderbilt
1925	W, 12-0	Centre
1931	W, 31-0	CARSON-NEWMAN
1936	W, 34-0	MARYVILLE
1942	W, 34-12	CINCINNATI
1953	W, 32-14	LOUISIANA STATE
1959	W, 14-13	No. 1 LOUISIANA STATE
1964	W, 22-14	No. 7 Georgia Tech
1970	W, 20-18	South Carolina
1981	W, 24-21	WICHITA STATE
1987	W, 41-10	LOUISVILLE
1998	W, 37-13	ALABAMA-BIRMINGHAM
2009	W, 56-28	MEMPHIS
2015	W, 27-24	SOUTH CAROLINA

NOVEMBER 8 (8-6-1)

1897	L, 0-16	NORTH CAROLINA
1913	L, 6-7	Vanderbilt
1919	T, 6-6	South Carolina
1924	L, 0-32	CENTRE
1930	W, 34-0	CARSON-NEWMAN
1941	W, 28-6	HOWARD
1947	L, 13-43	Mississippi (N) @ Memphis, Tenn.
1952	W, 22-3	Louisiana State
1958	L, 6-14	CHATTANOOGA
1969	W, 29-14	SOUTH CAROLINA
1975	W, 40-7	UTAH
1986	W, 33-3	MEMPHIS STATE
1997	W, 44-20	No. 24 SOUTHERN MISSISSIPPI
2003	W, 10-6	No. 6 Miami (Fla.)
2008	L, 7-13	WYOMING

NOVEMBER 9 (9-6-1)

1901	L, 0-22	Vanderbilt
1907	T, 0-0	KENTUCKY A&M
1912	L, 14-27	Mercer
1929	W, 73-0	CARSON-NEWMAN
1935	W, 14-13	Mississippi (N) @ Memphis, Tenn.
1940	W, 41-0	Southwestern (N) @ Memphis, Tenn.
1946	W, 18-14	Mississippi (N) @ Memphis, Tenn.
1957	W, 21-6	No. 18 GEORGIA TECH
1963	W, 26-0	Tulane
1968	L, 14-28	Auburn (N) @ Birmingham, Ala.
1974	W, 34-6	MEMPHIS STATE
1985	W, 17-7	Memphis State
1991	W, 35-34	No. 5 Notre Dame
1996	L, 17-21	Memphis
2002	L, 3-26	No. 2 MIAMI (Fla.)
2013	L, 23-55	No. 7 AUBURN

NOVEMBER 10 (10-5)

1900	L, 0-23	Auburn (N) @ Birmingham, Ala.
1906	L, 0-21	Kentucky A&M
1923	L, 7-51	Vanderbilt
1928	W, 37-0	UNIVERSITY OF THE SOUTH
1934	W, 14-0	MISSISSIPPI STATE
1945	W, 34-0	Mississippi (N) @ Memphis, Tenn.
1951	W, 60-14	WASHINGTON & LEE
1956	W, 6-0	No. 2 Georgia Tech
1962	W, 28-16	TULANE
1979	W, 40-18	No. 13 NOTRE DAME
1984	W, 41-9	MEMPHIS STATE
1990	L, 29-34	No. 1 NOTRE DAME
2001	W, 49-28	MEMPHIS
2007	W, 34-13	ARKANSAS
2012	L, 51-48	MISSOURI (4 OT)

NOVEMBER 11 (10-3)

1899	W, 5-0	GEORGIA
1911	L, 11-36	Virginia Tech

1916	W, 10-6	VANDERBILT
1922	W, 31-3	Mississippi A&M (N) @ Memphis, Tenn.
1933	W, 35-6	MISSISSIPPI
1939	W, 34-0	THE CITADEL
1950	W, 48-14	TENNESSEE TECH
1961	W, 10-6	GEORGIA TECH
1967	W, 35-14	TULANE
1978	L, 14-31	No. 14 Notre Dame
1989	W, 52-9	AKRON
2000	W, 63-20	ARKANSAS
2006	L, 14-31	No. 11 Arkansas

NOVEMBER 12 (10-6-2)

1892	W, 16-6	Chattanooga Athletic Club
1904	L, 0-6	CLEMSON
1910	W, 13-0	MARYVILLE
1921	W, 21-0	UNIVERSITY OF THE SOUTH
1927	T, 7-7	VANDERBILT
1932	T, 0-0	Vanderbilt
1938	W, 14-0	Vanderbilt
1949	W, 35-7	Mississippi (N) @ Memphis, Tenn.
1955	W, 20-0	Florida
1960	L, 3-24	No. 4 MISSISSIPPI
1966	L, 7-14	MISSISSIPPI
1977	L, 14-43	Mississippi (N) @ Memphis, Tenn.
1983	L, 10-13	MISSISSIPPI
1988	W, 20-12	Mississippi
1994	W, 24-13	MEMPHIS
2005	W, 20-16	MEMPHIS
2011	L, 7-49	No. 8 Arkansas
2016	W, 49-36	KENTUCKY

NOVEMBER 13 (4-8)

1909	L, 0-10	ALABAMA
1915	L, 0-14	MISSISSIPPI A&M
1920	W, 20-0	University of the South (N) @ Chattanooga, Tenn.
1926	L, 3-20	Vanderbilt
1937	L, 7-13	VANDERBILT
1948	L, 13-16	Mississippi (N) @ Memphis, Tenn.
1954	L, 0-14	FLORIDA
1965	L, 13-14	Mississippi (N) @ Memphis, Tenn.
1976	W, 32-6	MISSISSIPPI
1982	W, 30-17	Mississippi (N) @ Jackson, Miss.
1999	L, 24-28	Arkansas
2010	W, 52-14	MISSISSIPPI

NOVEMBER 14 (13-5)

1896	W, 6-4	VIRGINIA TECH
1903	L, 0-17	UNIVERSITY OF THE SOUTH
1908	W, 6-5	CLEMSON
1913	L, 0-6	Alabama
1914	W, 14-7	University of the South (N) @ Chattanooga, Tenn.
1925	W, 14-9	MISSISSIPPI A&M
1931	W, 21-7	VANDERBILT
1936	W, 26-13	Vanderbilt
1942	W, 14-0	Mississippi (N) @ Memphis, Tenn.
1953	W, 9-7	Florida
1959	L, 7-37	Mississippi (N) @ Memphis, Tenn.
1964	L, 0-30	MISSISSIPPI
1981	W, 28-20	MISSISSIPPI
1987	W, 55-13	MISSISSIPPI
1992	W, 26-21	Memphis State
1998	W, 28-24	No. 10 ARKANSAS
2009	L, 17-42	Mississippi
2015	W, 24-0	NORTH TEXAS

NOVEMBER 15 (11-4)

1902	W, 11-10	Mississippi (N) @ Memphis, Tenn.
1919	W, 33-12	CINCINNATI
1924	L, 7-26	Tulane
1930	W, 13-0	Vanderbilt
1941	W, 14-7	No. 18 Boston College
1947	W, 38-13	BOSTON COLLEGE
1952	W, 26-12	No. 18 FLORIDA
1958	W, 18-16	No. 7 MISSISSIPPI
1969	L, 0-38	No. 18 Mississippi (N) @ Jackson, Miss.
1975	L, 6-23	Mississippi (N) @ Memphis, Tenn.

1980	L, 9-20	Mississippi (N) @ Memphis, Tenn.
1986	W, 22-10	No. 20 Mississippi (N) @ Jackson, Miss.
1997	W, 30-22	Arkansas (N) @ Little Rock, Ark.
2003	W, 59-21	MISSISSIPPI STATE
2014	W, 50-16	KENTUCKY

NOVEMBER 16 (11-5)

1901	W, 12-0	GEORGETOWN
1904	L, 0-35	CINCINNATI
1907	W, 11-4	Mississippi A&M (N) @ Memphis, Tenn.
1912	L, 6-13	KENTUCKY STATE
1929	W, 13-0	VANDERBILT
1935	L, 7-13	VANDERBILT
1940	W, 41-14	VIRGINIA
1946	W, 33-13	Boston College
1957	L, 7-14	No. 8 Mississippi (N) @ Memphis, Tenn.
1963	L, 0-20	No. 3 Mississippi (N) @ Memphis, Tenn.
1968	W, 31-0	MISSISSIPPI
1974	W, 29-17	Mississippi (N) @ Memphis, Tenn.
1985	W, 34-14	MISSISSIPPI
1991	W, 36-25	MISSISSIPPI
1996	W, 55-14	ARKANSAS
2002	W, 35-17	Mississippi State

NOVEMBER 17 (8-6)

1892	L, 0-12	VANDERBILT
1923	L, 0-33	VIRGINIA MILITARY INSTITUTE
1928	W, 6-0	Vanderbilt
1934	W, 13-6	Vanderbilt
1951	W, 46-21	Mississippi
1956	W, 27-7	No. 19 MISSISSIPPI
1962	L, 6-19	No. 3 MISSISSIPPI
1973	L, 18-28	Mississippi (N) @ Jackson, Miss.
1979	L, 20-44	Mississippi (N) @ Jackson, Miss.
1984	W, 41-17	Mississippi (N) @ Jackson, Miss.
1990	W, 22-13	No. 15 Mississippi (N) @ Memphis, Tenn.
2001	W, 38-35	Kentucky
2007	W, 25-24	VANDERBILT
2012	L, 18-41	Vanderbilt

NOVEMBER 18 (17-1)

1893	W, 32-0	MARYVILLE
1905	W, 31-5	CENTRE
1907	W, 14-2	Arkansas (N) @ Little Rock, Ark.
1911	W, 22-0	SOUTHWESTERN
1916	W, 17-0	University of the South (N) @ Chattanooga, Tenn.
1922	W, 18-7	University of the South (N) @ Chattanooga, Tenn.
1933	W, 33-6	VANDERBILT
1939	W, 13-0	VANDERBILT
1944	W, 27-14	TEMPLE
1950	W, 35-0	MISSISSIPPI
1961	L, 10-24	No. 6 Mississippi (N) @ Memphis, Tenn.
1967	W, 20-7	Mississippi (N) @ Memphis, Tenn.
1972	W, 17-0	MISSISSIPPI
1978	W, 41-17	MISSISSIPPI
1989	W, 33-21	MISSISSIPPI
1995	W, 34-31	Kentucky
2000	W, 56-20	KENTUCKY
2006	W, 39-10	Vanderbilt

NOVEMBER 19 (8-4-2)

1904	W, 23-0	Grant
1906	L, 0-16	Clemson
1910	T, 6-6	CHATTANOOGA
1949	W, 6-0	No. 11 Kentucky
1955	L, 0-23	Kentucky
1960	T, 10-10	KENTUCKY
1966	W, 28-19	KENTUCKY
1977	L, 17-21	No. 7 Kentucky
1983	W, 10-0	Kentucky
1988	W, 28-24	KENTUCKY
1994	W, 52-0	KENTUCKY
2005	L, 24-28	VANDERBILT
2011	W, 27-21	VANDERBILT (OT)
2016	W, 63, 37	MISSOURI

NOVEMBER 20 (7-2-2)

1909	T, 0-0	Chattanooga
1948	T, 0-0	KENTUCKY
1954	L, 13-14	KENTUCKY
1965	W, 19-3	Kentucky
1971	W, 21-7	Kentucky
1976	L, 0-7	KENTUCKY
1982	W, 28-7	KENTUCKY
1993	W, 48-0	Kentucky
1999	W, 56-21	Kentucky
2004	W, 38-33	Vanderbilt
2010	W, 24-10	Vanderbilt

NOVEMBER 21 (9-5-1)

1891	L, 0-24	University of the South (N) @ Chattanooga, Tenn.
1903	W, 11-0	GEORGIA TECH
1906	T, 0-0	Georgia
1908	W, 35-6	CHATTANOOGA
1942	W, 26-0	KENTUCKY
1953	L, 21-27	No. 13 Kentucky
1959	L, 0-20	Kentucky
1964	L, 7-12	KENTUCKY
1970	W, 45-0	KENTUCKY
1981	L, 10-21	Kentucky
1987	W, 24-22	Kentucky
1992	W, 34-13	KENTUCKY
1998	W, 59-21	KENTUCKY
2009	W, 31-16	VANDERBILT
2015	W, 19-8	Missouri

NOVEMBER 22 (9-2-1)

1902	W, 10-6	Georgia Tech
1941	W, 20-7	Kentucky
1947	W, 13-6	Kentucky
1952	T, 14-14	KENTUCKY
1958	L, 2-6	KENTUCKY
1969	W, 31-26	Kentucky
1975	W, 17-13	Kentucky
1980	W, 45-14	KENTUCKY
1986	W, 28-9	KENTUCKY
1997	W, 59-31	Kentucky
2003	W, 48-0	VANDERBILT
2008	W, 20-10	Vanderbilt
2014	L, 21-29	No. 19 MISSOURI

NOVEMBER 23 (11-2)

1899	W, 11-0	WASHINGTON & LEE
1901	W, 5-0	KENTUCKY A&M
1940	W, 33-0	KENTUCKY
1946	W, 7-0	KENTUCKY
1957	L, 6-20	Kentucky
1963	W, 19-0	Kentucky
1968	W, 24-7	KENTUCKY
1974	W, 24-7	KENTUCKY
1985	W, 42-0	Kentucky
1991	W, 16-7	Kentucky
1996	W, 56-10	KENTUCKY
2002	W, 24-0	Vanderbilt (N) @ Nashville, Tenn.
2013	L, 10-14	VANDERBILT

NOVEMBER 24 (14-3-1)

1892	L, 6-10	WAKE FOREST
1904	W, 5-0	Alabama (N) @ Birmingham, Ala.
1921	T, 0-0	Kentucky
1923	W, 10-0	MISSISSIPPI
1927	W, 20-0	Kentucky
1932	W, 26-0	KENTUCKY
1938	W, 46-0	KENTUCKY
1945	W, 14-0	Kentucky
1951	W, 28-0	No. 9 Kentucky
1956	W, 20-7	KENTUCKY
1962	L, 10-12	KENTUCKY
1973	W, 16-14	Kentucky
1979	W, 20-17	Kentucky
1984	L, 12-17	KENTUCKY
1990	W, 42-28	KENTUCKY
2001	W, 38-0	VANDERBILT
2007	W, 52-50	Kentucky (4 OT)
2012	W, 37-17	KENTUCKY

GENERAL

STAFF

PLAYERS

REVIEW

HISTORY

HONORS

VOLMANAC

RECORDS



NOVEMBER 25 (15-1-1)

1897	W, 18-0	Virginia Tech (N) @ Roanoke, Va.
1909	W, 11-0	TRANSYLVANIA
1911	T, 0-0	Tennessee Medical School
1915	L, 0-6	Kentucky State
1920	W, 14-7	KENTUCKY
1926	W, 6-0	KENTUCKY
1937	W, 13-0	Kentucky
1944	W, 21-7	Kentucky
1950	W, 7-0	KENTUCKY
1961	W, 26-16	Kentucky
1967	W, 17-7	Kentucky
1972	W, 17-7	KENTUCKY
1978	W, 29-14	KENTUCKY
1989	W, 31-10	Kentucky
1995	W, 12-7	VANDERBILT
2000	W, 28-26	Vanderbilt (N) @ Nashville, Tenn.
2006	W, 17-12	KENTUCKY

NOVEMBER 26 (13-5-1)

1896	W, 30-0	CENTRAL UNIVERSITY
1897	W, 12-0	Bristol Athletic Club
1903	L, 0-24	Alabama (N) @ Birmingham, Ala.
1908	L, 0-4	Alabama (N) @ Birmingham, Ala.
1914	W, 23-6	KENTUCKY STATE
1925	L, 20-23	Kentucky
1931	T, 6-6	Kentucky
1936	W, 7-6	KENTUCKY
1949	W, 26-20	VANDERBILT
1955	W, 20-14	VANDERBILT
1960	W, 35-0	Vanderbilt
1966	W, 28-0	Vanderbilt
1977	W, 42-7	VANDERBILT
1983	W, 34-24	VANDERBILT
1988	W, 14-7	Vanderbilt
1994	W, 65-0	Vanderbilt
2005	W, 27-8	Kentucky
2011	L, 7-10	Kentucky
2016	L, 34-45	Vanderbilt

NOVEMBER 27 (10-6)

1900	W, 28-0	GRANT
1902	L, 0-11	CLEMSON
1913	W, 13-7	Kentucky State
1919	L, 0-13	Kentucky
1924	L, 6-27	KENTUCKY
1930	W, 8-0	KENTUCKY
1948	L, 6-28	No. 15 Vanderbilt
1954	L, 0-26	Vanderbilt
1965	W, 21-3	VANDERBILT
1971	W, 19-7	VANDERBILT
1976	W, 13-10	Vanderbilt
1982	L, 21-28	Vanderbilt
1993	W, 62-14	VANDERBILT
1999	W, 38-10	VANDERBILT
2004	W, 37-31	KENTUCKY
2010	W, 24-14	KENTUCKY

NOVEMBER 28 (9-5-2)

1901	T, 6-6	Alabama (N) @ Birmingham, Ala.
1907	L, 0-5	Alabama (N) @ Birmingham, Ala.
1912	L, 0-7	Alabama (N) @ Birmingham, Ala.
1929	T, 6-6	Kentucky
1935	L, 0-27	Kentucky
1942	W, 19-7	Vanderbilt
1953	W, 33-6	VANDERBILT
1959	L, 0-14	VANDERBILT
1964	L, 0-7	Vanderbilt
1970	W, 24-6	Vanderbilt
1981	W, 38-34	VANDERBILT
1987	W, 38-36	VANDERBILT
1992	W, 29-25	Vanderbilt
1998	W, 41-0	Vanderbilt
2009	W, 30-24	Kentucky (OT)
2015	W, 53-28	VANDERBILT

NOVEMBER 29 (13-2-1)

1906	L, 0-51	Alabama (N) @ Birmingham, Ala.
1923	W, 18-0	Kentucky
1928	T, 0-0	KENTUCKY
1934	W, 19-0	KENTUCKY

1941	W, 26-7	No. 12 VANDERBILT
1947	W, 12-7	VANDERBILT
1952	W, 46-0	Vanderbilt
1958	W, 10-6	No. 15 Vanderbilt
1969	W, 40-27	VANDERBILT
1975	L, 14-17	VANDERBILT
1980	W, 51-13	Vanderbilt
1986	W, 35-20	Vanderbilt
1997	W, 17-10	VANDERBILT
2003	W, 20-7	Kentucky
2008	W, 28-10	KENTUCKY
2014	W, 24-17	Vanderbilt

NOVEMBER 30 (15-2-2)

1893	W, 12-6	ASHEVILLE ATHLETES
1899	W, 41-0	KENTUCKY UNIVERSITY
1905	L, 0-29	Alabama (N) @ Birmingham, Ala.
1911	L, 0-12	Kentucky State
1916	T, 0-0	KENTUCKY STATE
1922	W, 14-7	KENTUCKY
1933	W, 27-0	Kentucky
1939	W, 19-0	Kentucky
1940	W, 20-0	Vanderbilt
1946	W, 7-6	Vanderbilt
1957	W, 20-6	VANDERBILT
1963	W, 14-0	VANDERBILT
1968	W, 10-7	Vanderbilt
1974	T, 21-21	Vanderbilt
1985	W, 30-0	VANDERBILT
1991	W, 45-0	VANDERBILT
1996	W, 14-7	Vanderbilt
2002	W, 24-0	KENTUCKY
2013	W, 27-14	Kentucky

DECEMBER (43-14-1, .750)

DECEMBER 1 (10-1)

1900	W, 12-6	GEORGETOWN
1945	W, 45-0	VANDERBILT
1951	W, 35-27	VANDERBILT
1956	W, 27-7	Vanderbilt
1962	W, 30-0	Vanderbilt
1973	W, 20-17	VANDERBILT
1979	W, 31-10	VANDERBILT
1984	W, 29-13	Vanderbilt
1990	W, 49-20	Vanderbilt
2001	W, 34-32	No. 2 Florida
2007	L, 14-21	No. 5 Louisiana State (N) @ Atlanta, Ga. (SEC Championship)

DECEMBER 2 (6-0)

1950	W, 43-0	Vanderbilt
1961	W, 41-7	VANDERBILT
1967	W, 41-14	VANDERBILT
1972	W, 30-10	Vanderbilt
1978	W, 41-15	VANDERBILT
1989	W, 17-10	VANDERBILT

DECEMBER 3 (2-1)

1905	L, 0-5	Grant
1932	W, 32-13	Florida (N) @ Jacksonville, Fla.
1938	W, 47-0	Mississippi (N) @ Memphis, Tenn.

DECEMBER 4 (3-1)

1937	W, 32-0	Mississippi (N) @ Memphis, Tenn.
1965	W, 37-34	No. 5 UCLA (N) @ Memphis, Tenn.
1971	W, 31-11	No. 5 PENN STATE
2004	L, 28-38	No. 3 Auburn (N) @ Atlanta, Ga. (SEC Championship)

DECEMBER 5 (3-1-1)

1931	W, 13-0	New York University (N) @ New York, N.Y. (New York Charity Game)
1936	T, 0-0	Mississippi (N) @ Memphis, Tenn.
1953	L, 19-33	Houston
1970	W, 28-17	UCLA
1998	W, 24-14	No. 23 Mississippi State (N) @ Atlanta, Ga. (SEC Championship)

**DECEMBER 6 (3-0)**

1930	W, 13-6	Florida (N) @ Jacksonville, Fla.
1975	W, 28-6	Hawai'i
1997	W, 30-29	No. 11 Auburn (N) @ Atlanta, Ga. (SEC Championship)

DECEMBER 7 (1-0)

1929	W, 54-0	SOUTH CAROLINA
------	---------	----------------

DECEMBER 8 (2-1)

1928	W, 13-12	FLORIDA
1934	W, 19-13	LOUISIANA STATE
2001	L, 20-31	No. 21 Louisiana State (N) @ Atlanta, Ga. (SEC Championship)

DECEMBER 9 (1-1)

1933	L, 0-7	Louisiana State
1939	W, 7-0	AUBURN

DECEMBER 13 (1-0)

1981	W, 28-21	Wisconsin (N) @ East Rutherford, N. J. (Garden State Bowl).
------	----------	---

DECEMBER 16 (1-0)

1974	W, 7-3	No. 10 Maryland (N) @ Memphis, Tenn. (Liberty Bowl)
------	--------	--

DECEMBER 17 (1-0)

1983	W, 30-23	No. 12 Maryland (N) @ Orlando, Fla. (Citrus Bowl)
------	----------	--

DECEMBER 18 (1-0)

1965	W, 27-6	Tulsa (N) @ Houston, Texas (Bluebonnet Bowl)
------	---------	---

DECEMBER 20 (1-0)

1971	W, 14-13	No. 18 Arkansas (N) @ Memphis, Tenn. (Liberty Bowl)
------	----------	--

DECEMBER 22 (0-1)

1984	L, 27-28	No. 12 Maryland (N) @ El Paso, Texas (Sun Bowl)
------	----------	--

DECEMBER 25 (1-0)

1899	W, 6-0	Grant
------	--------	-------

DECEMBER 27 (0-1)

1969	L, 13-14	No. 14 Florida (N) @ Jacksonville, Fla. (Gator Bowl)
------	----------	---

DECEMBER 28 (1-0)

1957	W, 3-0	No. 9 Texas A & M (N) @ Jacksonville, Fla. (Gator Bowl)
------	--------	--

DECEMBER 29 (1-1)

1973	L, 19-28	No. 11 Texas Tech (N) @ Jacksonville, Fla. (Gator Bowl)
1986	W, 21-14	Minnesota (N) @ Memphis, Tenn. (Liberty Bowl)

DECEMBER 30 (2-1)

1972	W, 24-17	No. 10 Louisiana State (N) @ Houston, Texas (Bluebonnet Bowl)
1994	W, 45-23	No. 17 Virginia Tech (N) @ Gainesville, Fla. (Gator Bowl)
2010	L, 27-30	North Carolina (N) @ Nashville, Tenn. (Music City Bowl) (2OT)
2016	W, 38-24	Nebraska (N) @ Nashville, Tenn. (Music City Bowl)

DECEMBER 31 (1-4)

1966	W, 18-12	Syracuse (N) @ Jacksonville, Fla. (Gator Bowl)
1979	L, 22-27	No. 12 Purdue (N) @ Houston, Texas (Bluebonnet Bowl)
1982	L, 22-28	Iowa (N) @ Atlanta, Ga. (Peach Bowl)
2002	L, 3-30	No. 20 Maryland (N) @ Atlanta, Ga. (Peach Bowl)
2009	L, 14-37	No. 12 Virginia Tech (N) @ Atlanta, Ga. (Peach Bowl)

JANUARY (17-16, .515)**JANUARY 1 (13-13)**

1940	L, 0-14	No. 3 Southern California (N) @ Pasadena, Calif. (Rose Bowl)
1941	L, 13-19	No. 5 Boston College (N) @ New Orleans, La. (Sugar Bowl)
1943	W, 14-7	No. 4 Tulsa (N) @ New Orleans, La. (Sugar Bowl)
1945	L, 0-25	No. 12 Southern California (N) @ Pasadena, Calif. (Rose Bowl)
1947	L, 0-8	No. 10 Rice (N) @ Miami, Fla. (Orange Bowl)
1951	W, 20-14	No. 3 Texas (N) @ Dallas, Texas (Cotton Bowl)
1952	L, 13-28	No. 3 Maryland (N) @ New Orleans, La. (Sugar Bowl)
1953	L, 0-16	No. 10 Texas (N) @ Dallas, Texas (Cotton Bowl)
1957	L, 7-13	No. 13 Baylor (N) @ New Orleans, La. (Sugar Bowl)
1968	L, 24-26	No. 3 Oklahoma (N) @ Miami, Fla. (Orange Bowl)
1969	L, 13-36	No. 5 Texas (N) @ Dallas, Texas (Cotton Bowl)
1971	W, 34-13	No. 11 Air Force (N) @ New Orleans, La. (Sugar Bowl)
1986	W, 35-7	No. 2 Miami (Fla.) (N) @ New Orleans, La. (Sugar Bowl)
1990	W, 31-27	No. 10 Arkansas (N) @ Dallas, Texas (Cotton Bowl)
1991	W, 23-22	Virginia (N) @ New Orleans, La. (Sugar Bowl)
1992	L, 17-42	No. 6 Penn State (N) @ Tempe, Ariz. (Fiesta Bowl)
1993	W, 38-23	No. 16 Boston College (N) @ Tampa, Fla. (Hall of Fame Bowl)
1994	L, 13-31	No. 13 Penn State (N) @ Orlando, Fla. (Citrus Bowl)
1996	W, 20-14	No. 4 Ohio State (N) @ Orlando, Fla. (Citrus Bowl)
1997	W, 48-28	No. 11 Northwestern (N) @ Orlando, Fla. (Citrus Bowl)
2001	L, 21-35	No. 11 Kansas State (N) @ Dallas, Texas (Cotton Bowl)
2002	W, 45-17	No. 17 Michigan (N) @ Orlando, Fla. (Capital One Bowl)
2005	W, 38-7	No. 22 Texas A & M (N) @ Dallas, Texas (Cotton Bowl)
2007	L, 10-20	Penn State (N) @ Tampa, Fla. (Outback Bowl)
2008	W, 21-17	No. 18 Wisconsin (N) @ Tampa, Fla. (Outback Bowl)
2016	W, 45-6	No. 12 Northwestern (N) @ Tampa, Fla. (Outback Bowl)

JANUARY 2 (3-3)

1939	W, 17-0	No. 4 Oklahoma (N) @ Miami, Fla. (Orange Bowl)
1988	W, 27-22	Indiana (N) @ Atlanta, Ga. (Peach Bowl)
1998	L, 17-42	No. 2 Nebraska (N) @ Miami, Fla. (Orange Bowl)
2000	L, 21-31	No. 3 Nebraska (N) @ Tempe, Ariz. (Fiesta Bowl)
2004	L, 14-27	Clemson (N) @ Atlanta, Ga. (Peach Bowl)
2015	W, 45-28	Iowa (N) @ Jacksonville, Fla. (TaxSlayer Bowl)

JANUARY 4 (1-0)

1999	W, 23-16	No. 2 Florida State (N) @ Tempe, Ariz. (Fiesta Bowl)
------	----------	---

MISCELLANEOUS RECORDS

TENNESSEE'S
OPEN DATE RECORDS

By Coach Overall (SEC)

J. Pierce	2-2-1
G. Kelley	No open dates
H. Fisher	1-1-0
S. Crawford	0-0-1
J. Dupree	1-1-0
G. Levene	0-1-0
A. Stone	No open dates
Z. Clevenger	2-3-0
J. Bender	1-1-1
M. Banks	1-3-1
R. Neyland	10-0-3 (6-0-0)

By Coach Overall (SEC)

W. Britton	0-1-0 (0-1-0)
J. Barnhill	2-1-0 (1-0-0)
H. Robison	No open dates
B. Wyatt	No open dates
J. McDonald	1-0-0 (1-0-0)
D. Dickey	8-0-0 (6-0-0)
W. Battle	7-2-0 (4-2-0)
J. Majors	16-13-2 (3-12-2)
P. Fulmer	25-8-0 (23-8-0)
L. Kiffin	0-1-0 (0-1-0)
D. Dooley	1-2-0 (0-2-0)
B. Jones	2-4-0 (2-4-0)

All-Time Record: 80-44-9 (46-30-2 in SEC)

Tennessee's record against other SEC teams after the Vols
have an open date (dating back to 1933)
(Calendar years of losses in parentheses)

Eastern Division

University of Florida Gators	4-8-0 (1984, 1991, 1996, 1997, 1999, 2000, 2002, 2005)
University of Georgia Bulldogs	2-1-0 (2014)
University of Kentucky Wildcats	12-1-0 (1935)
University of Missouri Tigers	Never played
University of South Carolina Gamecocks	5-2-0 (1992, 2016)
Vanderbilt University Commodores	2-1-0 (2013)

Western Division

University of Alabama Crimson Tide	7-10-0 (1972, 1978, 1987, 1988, 1989, 2002, 2005, 2009, 2010, 2015)
University of Arkansas Razorbacks	Never played
Auburn University Tigers	3-3-2 (1982, 1983, 1986)
Louisiana State University Tigers	2-0-0
University of Mississippi Rebels	3-3-0 (1973, 1980, 1983)
Mississippi State University Bulldogs	0-1-0 (2012)
Texas A&M University Aggies	Never played

TENNESSEE'S RECORD VS. HEISMAN TROPHY WINNERS

Post-Season (against the winner's team in a bowl or championship game the year he won the trophy).

Season	Bowl Game	Game Date	Opponent	Heisman Winner	Result
1995	Citrus Bowl	Jan. 1, 1996	No. 4 Ohio State	Eddie George, TB	UT 20-14
1957	Gator Bowl	Dec. 28, 1957	No. 9 Texas A&M	John David Crow, HB	UT 3-0

TOTAL: 2-0 – both games took place in massive rainstorms.

Regular-Season (against the winner's team during the year he won the trophy).

Season	Game Date	Game Location	Opponent	Heisman Winner	Result
2015	Oct. 24	Tuscaloosa, Ala.	No. 8 Alabama	Derrick Henry, TB	UA 19-14
2009	Oct. 24	Tuscaloosa, Ala.	No. 1 Alabama	Mark Ingram, TB	UA 12-10
2007	Sept. 15	Gainesville, Fla.	No. 5 Florida	Tim Tebow, QB	UF 59-20
1996	Sept. 21	Knoxville, Tenn.	No. 4 Florida	Danny Wuerffel, QB	UF 35-29
1985	Sept. 28	Knoxville, Tenn.	No. 1 Auburn	Bo Jackson, TB	UT 38-20
1981	Sept. 12	Los Angeles, Calif.	No. 5 So. California	Marcus Allen, TB	USC 43-7
1971	Sept. 25	Knoxville, Tenn.	No. 1 Auburn	Pat Sullivan, QB	AU 10-9
1967	Sept. 16	Los Angeles, Calif.	No. 8 UCLA	Gary Beban, QB	UCLA 20-16
1959	Nov. 7	Knoxville, Tenn.	No. 1 Louisiana State	Billy Cannon, HB	UT 14-13

TOTAL: 2-7

Regular-Season (against the winner's team during the year after he won the trophy [returning winner]).

Season	Game Date	Game Location	Opponent	Heisman Winner	Result
2010	Oct. 23	Knoxville, Tenn.	No. 7 Alabama	Mark Ingram, TB	UA 41-10
2008	Sept. 20	Knoxville, Tenn.	No. 4 Florida	Tim Tebow, QB	UF 30-6

TOTAL: 0-2



OVERTIME RECORDS

ALL-TIME OVERTIME GAMES (12-7)

Date	Opponent	OTs	1st Poss.	Game-Winning Score	Final Score
Sept. 19, 1998	Florida	1	Offense*	Jeff Hall 41 field goal	W, 20-17
Sept. 30, 2000	at LSU	1	Defense*	Robert Royal 25 pass from Rohan Davey (John Corbello kick)	L, 31-38
Oct. 5, 2002	Arkansas	6	Offense	Jason Witten 25 pass from Casey Clausen+	W, 41-38
Sept. 27, 2003	South Carolina	1	Defense*	James Banks 4 pass from Casey Clausen+	W, 23-20
Oct. 25, 2003	at Alabama	5	Offense	Casey Clausen 1 run (James Banks pass from Casey Clausen)	W, 51-43
Sept. 26, 2005	at LSU	1	Defense*	Gerald Riggs, Jr. 1 run+	W, 30-27
Oct. 27, 2007	South Carolina	1	Offense	Daniel Lincoln 27 field goal	W, 27-24
Nov. 24, 2007	at Kentucky	4	Defense*	Quintin Hancock 40 pass from Erik Ainge (A. Rogers pass from Ainge)	W, 52-50
Sept. 1, 2008	at UCLA	1	Defense*	Kai Forbath 42 field goal	L, 24-27
Nov. 28, 2009	at Kentucky	1	Defense*	Montario Hardesty 20 run+	W, 30-24
Sept. 25, 2010	UAB	2	Offense	Denarius Moore 25 pass from Matt Simms+	W, 32-29
Dec. 30, 2010	vs. North Carolina#	2	Defense*	Casey Barth 23 field goal+	L, 27-30
Nov. 19, 2011	Vanderbilt	1	Defense*	Eric Gordon 90 INT return+	W, 27-21
Nov. 10, 2012	Missouri	4	Defense*	Andrew Baggett 35 field goal+	L, 48-51
Oct. 5, 2013	Georgia	1	Offense*	Marshall Morgan 42 field goal+	L, 31-34
Nov. 1, 2014	at South Carolina	1	Offense	Aaron Medley 32 field goal	W, 45-42
Sept. 12, 2015	Oklahoma	2	Offense	Sterling Shepard 18 pass from Baker Mayfield (Austin Seibert kick)	L, 24-31
Sept. 1, 2016	App. State	1	Offense	Jalen Hurd 0 yd fumble recovery (Aaron Medley kick)	W, 20-13
Oct. 8, 2016	Texas A&M	2	Offense	Trevor Knight 1 yd run (Daniel LaCamera kick)	L, 38-45

*Won coin toss +Game-ending play #Bowl game

OVERTIME TEAM RECORDS

Record in OT: 12-7 (Tied with Arkansas (12-6) for most OT wins all-time in NCAA history)

Most OT Periods: 6 vs. Arkansas, Oct. 5, 2002

Longest Game (Elapsed Time): 4:43 at Kentucky, Nov. 24, 2007; at Texas A&M, Oct. 8, 2016

Points: 31 at Alabama, Oct. 25, 2003

Opponent Points: 23 at Alabama, Oct. 25, 2003; Missouri, Nov. 10, 2012

Points, Both Teams: 54 (UT 31, Alabama 23), Oct. 25, 2003

Fewest Points: 0 at LSU, Sept. 30, 2000; at UCLA, Sept. 1, 2008; vs App State, Sept. 1, 2016

Fewest Points, Both Teams: 3 (UT 3, Florida 0), Sept. 19, 1998; (UT 3, South Carolina 0), Oct. 27, 2007; (UCLA 3, UT 0), Sept. 1, 2008; (UT 3, South Carolina 0), Nov. 1, 2014

Touchdowns: 4 at Alabama, Oct. 25, 2003

Total Offense Plays: 21 at Alabama, Oct. 25, 2003 (105 yards)

Total Defense Yards: 105 at Alabama, Oct. 25, 2003 (21 plays)

Rushing Attempts: 13 at Alabama, Oct. 25, 2003 (40 yards)

Rushing Yards: 40 at Alabama, Oct. 25, 2003 (13 attempts)

Pass Attempts: 16 vs. Missouri, Nov. 10, 2012 (9 completions, 72 yards, 2 touchdowns)

Pass Completions: 9 vs. Missouri, Nov. 10, 2012 (for 72 yards)

Passing Yards: 77 at Kentucky, Nov. 24, 2007 (6-of-9)

Field Goals Attempted: 2 vs. Arkansas, Oct. 5, 2002 (2 made)

Field Goals Made: 2 vs. Arkansas, Oct. 5, 2002 (2 attempts)

Longest Drive, Plays: 7 vs. Arkansas, Oct. 5, 2002 (11 yards, Philip Newman 31 field goal made)

Shortest Drive, Plays: 1 vs. Arkansas, Oct. 5, 2002 (25 yards, Jason Witten 25 pass from Casey Clausen); vs. Arkansas, Oct. 5, 2002 (25 yards, Tony Brown 25 pass from Casey Clausen); at Alabama, Oct. 25, 2003 (25 yards, James Banks 25 pass from Casey Clausen); vs. UAB, Sept. 25, 2010 (25 yards, Denarius Moore 25 pass from Matt Simms)

Shortest Drive, Yards: minus-7 vs. Arkansas, Oct. 5, 2002 (1 play, Derrick Tinsley rush and fumble lost)

Opponent Longest Drive, Plays: 6, Arkansas, Oct. 5, 2002 (12 yards, O'Donohoe 29 field goal made); at Alabama, Oct. 25, 2003 (25 yards, Dre Fulgham 6 TD pass from Brodie Croyle)

Opponent Shortest Drive, Plays: 1, LSU, Sept. 30, 2000 (25 yards, Robert Royal 25 pass from Rohan Davey)

Opponent Shortest Drive, Yards: minus-15, at South Carolina, Nov. 1, 2014 (4 plays, Elliott Fry 58-yard field goal attempt)

OVERTIME INDIVIDUAL RECORDS

Points: 14, James Banks at Alabama, Oct. 25, 2003 (2 TDs, 1 PAT)

Touchdowns: 2, James Banks at Alabama, Oct. 25, 2003

Rushing Attempts: 5, Jabari Davis vs. Arkansas, Oct. 5, 2002 (23 yards); Jabari Davis at Alabama, Oct. 25, 2003 (11 yards)

Rushing Yards: 23, Jabari Davis vs. Arkansas, Oct. 5, 2002 (5 attempts)

Longest Rushing Play: 20, Montario Hardesty at Kentucky, Nov. 28, 2009

Longest Rushing Touchdown: 20 yards, Montario Hardesty at Kentucky, Nov. 28, 2009

Passing Attempts: 15, Tyler Bray vs. Missouri, Nov. 10, 2012 (8 completions)

Passing Completions: 8, Tyler Bray vs. Missouri, Nov. 10, 2012 (15 attempts)

Passing Yards: 77, Erik Ainge at Kentucky, Nov. 24, 2007 (6-of-9); Tyler Bray vs. Missouri, Nov. 10, 2012 (8-of-15)

Longest Pass Completion: 40, Erik Ainge to Quintin Hancock (TD) at Kentucky, Nov. 24, 2007 (1st-and-10 from the 40-yard line) **

Longest Passing Touchdown: 40, Erik Ainge to Quintin Hancock at Kentucky, Nov. 24, 2007 (1st-and-10 from the 40-yard line) **

Receptions: 2, Cedrick Wilson at LSU, Sept. 30, 2000 (16 yards); James Banks at Alabama, Oct. 25, 2003 (30 yards); Gerald Jones at Kentucky, Nov. 24, 2007 (20 yards); Denarius Moore vs. UAB, Sept. 25, 2010 (31 yards); Cordarrelle Patterson vs. Missouri, Nov. 10, 2012 (31 yards); Rajion Neal vs. Missouri, Nov. 10, 2012 (12 yards); Zach Rogers vs. Missouri, Nov. 10, 2012 (10 yards); Marlin Lane vs. Missouri, Nov. 10, 2012 (6 yards)

Receiving Yards: 40, Quintin Hancock at Kentucky, Nov. 24, 2007 (1 reception) **

Field Goals Attempted: 2, Philip Newman vs. Arkansas, Oct. 5, 2002 (2 made)

Field Goals Made: 2, Philip Newman vs. Arkansas, Oct. 5, 2002 (2 attempts)

Longest Field Goal Made: 41, Jeff Hall vs. Florida, Sept. 19, 1998

** Believed to be longest offensive-gaining play in NCAA overtime history.



RECORDS

UT IN NCAA/SEC RECORD BOOKS

NCAA RECORD HOLDERS



INDIVIDUAL

Most Consecutive Rushes by Same Player—(Game) 16, William Howard, Tennessee vs. Mississippi, Nov. 15, 1986 (during two possessions)

Fewest Times Sacked Attempting to Pass—(Season, Min. 300 attempts) 3, Erik Ainge, 2007 (519 attempts)

Most Touchdowns Scored on Interception Returns—(Career) 5, Jackie Walker, 1969-71 (11 interceptions) (tied with three others)

Most Consecutive Interceptions Returns For Touchdowns — (Career) 3, Prentiss Waggoner, 2010 (54 yards vs. UT Martin, Sept. 4; 9 yards vs. UAB, Sept. 25; 10 yards vs. Ole Miss, Nov. 13)

Most Field Goals made 50 yards or more—(Season) 8, Fuad Reveiz, 1982

Highest Percentage of field goals made 50 yards or more—(Season) 80.0, Fuad Reveiz, 1982 (8 of 10)

Highest Percentage of Extra Points Made—(Career) 100.0 John Becksvoort, 1991-94 (161 of 161) (tied with many others)

Longest Rushing Play—99, Kelsey Finch, Tennessee vs. Florida, Oct. 22, 1977 (tied with eight others)

Longest Punt Return—100, Bert Rechichar, Tennessee vs. Washington & Lee, Oct. 28, 1950 (tied with 11 others)

Longest Kickoff Return—100, Leonard Scott, Tennessee vs. Georgia, Oct. 9, 1999; Evan Berry, twice, Tennessee at South Carolina, Oct. 29, 2016, Tennessee at Kentucky, Oct. 31, 2015, (tied with numerous others)

TEAM

Highest Completion Percentage—(min 20 atts.) 96.0, Tennessee at South Carolina, Oct. 31, 1998 (24-of-25)

Fewest Passing Attempts Allowed—(Game) 0, by many, including Tennessee vs. Georgia Tech, 1977

Consecutive Plays From Scrimmage By One Team Resulting In Turnovers — 4, Tennessee gained from Western Kentucky, 2013 (two interceptions followed by two fumble recoveries)

Most Punts Per Game—(Season) 13.9, Tennessee, 1937 (139 in 10 games)

Fewest Rushing and Passing Touchdowns Allowed Per Game—(Season) 0.0, Tennessee, 1939, tied with Duke 1938.

Highest Average Per Kickoff Return—(Season) (min. 25 returns.) 33.41, Tennessee, 2015 (27 for 902)

Most Yards Gained Interception Returns—(Season) 782, Tennessee, 1971. (25 ints.)

Highest Average Per Interception Return—(Season) (min. 15 ints.) 31.3, Tennessee, 1971 (25 for 782)

Most Touchdowns off Interception Return—(Season) 7, Tennessee 1971

Fewest Points Allowed Per Game—(Season) 0.0, Tennessee, 1939 (10 games), Duke 1938 (9 games)

Most Opponents Turnovers—(Season) 57, Tennessee, 1970 (36 int., 21 fumbles)

Most Consecutive Shutouts—(Regular Season) 17, Tennessee (from Nov. 5, 1938 through Oct. 12, 1940)

Most Consecutive Quarters Opponents Held Scoreless—(Regular Season) 71, Tennessee (from second quarter vs. LSU, Oct. 29, 1938, through second quarter vs. Alabama, Oct. 19, 1940)

SEC RECORD HOLDERS



INDIVIDUAL

Most Touchdown Passes—(Game) 7 (tied with five), Erik Ainge, 2007 Tennessee vs. Kentucky

Most Consecutive Completions—(Game) 23,

Tee Martin, 1998 Tennessee at South Carolina; (Season) 24, Tee Martin, 1998 (1 vs. Alabama, 23 at South Carolina)

Lowest Percentage of Interceptions—(Season, min. 300 atts) 1.05, Peyton Manning (4 of 380) 1995

Yards Per Catch—(Game, min. 10 catches) 23.3, Kelley Washington, 2001 Tennessee vs. LSU (11 for 256)

Most Consecutive Field Goals—(Season) 18, Fuad Reveiz, 1984

Most Consecutive PAT Made—(Career) 161, John Becksvoort, 1991-94

Most Tackles—(Career) 547, Andy Spiva, 1973-76

Most Yards Per Interception—(Season, min. 10) 17.7, Bobby Majors (10 for 177) 1970, (Career) 35.3, Eric Berry (14 for 494), 2007-09

Most Touchdowns by Interception—(Career) 5, Jackie Walker 1969-71

Most Interception Return Yards—(Season) 265, Eric Berry 2008; (Career) 494, Eric Berry 2007-09

Longest Rushing Touchdown Play—99, Kelsey Finch, 1977 Tennessee at Florida

Highest Combined Kick & Punt Return Average Per Return (Season) —27.6, Cordarrelle Patterson, 2012

Longest Kickoff Return—100 (tied with 36), Evan Berry, 2016 Tennessee at South Carolina and 2015 Tennessee at Kentucky, Leonard Scott, 1999 Tennessee vs. Georgia; Peerless Price, 1998 Tennessee vs. Alabama; Willie Gault, 1980 Tennessee vs. Pittsburgh

Longest Punt Return—100 (tied with three), Bert Rechichar, 1950 Tennessee vs. Washington & Lee

Longest Interception Return—100 (tied with 16 others), Evan Berry, 2015 Tennessee vs. Northwestern; Ray Martin, 1953 Tennessee vs. Louisville

Longest Field Goal—60 (tied with two), Fuad Reveiz, 1982 Tennessee at Georgia Tech

TEAM

Most Consecutive Completions—(Game) 23, at South Carolina 1998; (Season) 24 in 1998 (1 vs. Alabama, 23 at South Carolina)

Completion Percentage—(Game, min 20 atts.) 96.0 (24 of 25) at South Carolina 1998

Fewest Interceptions—(Game, min. 45 attempts) 0 (tied with 28) vs. Clemson 2004 (56 att.); vs. Southern Mississippi 1997 (54 att.); at California 2007 (47 att.)

Yards Gained-Two Teams—1,349 - Tennessee (609) vs. Missouri (740) in 2016

Lowest Percentage of Interceptions—(Season, Min. 300 atts.) 1.02 in 1995 (4 of 391)

Most Punts—(Season) 139 in 1937

Most Yards Punting—(Season) 5,620 in 1937

Most Punt Return Yards—(Season) 974 in 1940 (68 returns)

Most Kickoff Return Yards—(Season) 1,462 in 2007 (60 returns)

Fewest Rushes Allowed—(Season) 231 in 1945 (9 games)

Fewest Passes Allowed—(Game) 0 (tied with one), vs. Georgia Tech 1977

Fewest Touchdowns Allowed—(Season) 0 in 1939 (10 games)

Fewest Points Allowed—(Season) 0 in 1939 (10 games)

Most Interceptions—(Season) 36 in 1970

Interception Return Yards—(Season) 782 in 1971 (25 INTs)

Interception Touchdowns—(Season) 7 in 1971

Fewest Plays Allowed—(Season) 368 in 1945

SEC/NCAA STATISTICAL CHAMPIONS

SEC INDIVIDUAL

■ RUSHING

1951	Hank Lauricella, 881 yards
1968	Richard Pickens, 736 yards
1983	Johnnie Jones, 1116 yards (111.6/gm)
1984	Johnnie Jones, 1290 yards (117.3/gm)
1990	Tony Thompson, 1261 yards (105.1/gm)
2001	Travis Stephens, 1464 yards (122.0/gm)

■ PASSING EFFICIENCY

1968	Bubba Wyche, 124.63
1975	Randy Wallace, 133.21
1985	Darryl Dickey, 163.10
1993	Heath Shuler, 157.3
2016	Joshua Dobbs, 150.6

■ RECEIVING

1975	Larry Seivers, 41 receptions (3.7 avg.)
1976	Larry Seivers, 51 receptions (4.6 avg.)
1990	Carl Pickens, 53 receptions (4.8 avg.)
1991	Carl Pickens, 49 receptions (4.5 avg.)
1995	Joey Kent, 95.9 yards/game (69 for 1055 yds)
1997	Marcus Nash, 97.5 yards/game (76 for 1170 yds)
2006	Robert Meachem, 99.8 yards/game (71 for 1298 yds)
2011	Da'Rick Rogers, 67 receptions (5.58 avg.)

* SEC recognizes a rec. leader and yardage leader

■ TOTAL OFFENSE

1955	Johnny Majors, 1133 yards
1956	Johnny Majors, 1101 yards
1975	Randy Wallace, 1529 yards

■ ALL-PURPOSE

2012	Cordarrelle Patterson, 1858 yards (154.8 per game)
------	--

■ SCORING

1933	Beattie Feathers, 78 points
1951	Harold Payne, 84 points
1953	Jimmy Wade, 72 points
1972	Haskel Stanback, 78 points
1974	Stanley Morgan, 84 points
1975	Stanley Morgan (tied), 60 points
1985	Carlos Revez, 102 points (9.3 ppg)
1986	William Howard, 86 points (10.8 ppg)
1987	Reggie Cobb, 120 points (10.0 ppg)
1990	Greg Burke, 107 points (8.9 ppg)
1993	John Becksvoort, 95 points (8.6 ppg)
2006	James Wilhoit, 96 points (7.4 ppg)

■ FIELD GOALS

1985	Carlos Revez, 2.18/g (24 in 11 games)
1987	Phil Reich, 1.33/g (16 in 12 games)
1995	Jeff Hall, 1.50/g (16 in 11 games)
2000	Alex Wells, 1.64/g (18 in 11 games)

■ PUNTING

1956	Bobby Gordon, 47.1 avg.
1957	Bobby Gordon, 42.7 avg.
1962	George Canale, 41.8 avg.
1966	Ron Widby, 43.8 avg.
1974	Neil Clabo, 43.1 avg.
1976	Craig Colquitt, 42.5 avg.
1982	Jimmy Colquitt, 46.9 avg.
1988	Kent Elmore, 44.3 avg.
1990	Joey Chapman, 41.9 avg.
2003	Dustin Colquitt, 45.31 avg.

■ TACKLES PER GAME

2004	Jason Allen, 9.5/g (123 in 13 games)
2012	A.J. Johnson, 11.5/g (138 in 12 games)

■ TACKLES FOR LOSS (TFL)

2004	Jesse Mahelona, 18.5 (18 solo, one assist in 13 games)
------	--

■ SACKS

2016	Derek Barnett, 13.0 sacks
------	---------------------------

■ INTERCEPTIONS

1970	Bobby Majors, 10 interceptions
1985	Chris White, 9 interceptions
1999	Deon Grant, 9 interceptions
2008	Eric Berry, 7 interceptions

■ PUNT RETURNS

1986	Thomas Woods, 11.3 avg. per return
1993	Shawn Summers, 14.2 avg. per return
1994	Nilo Silvan, 18.1 avg. per return
2015	Cameron Sutton, 18.7 per return

■ KICKOFF RETURNS

1988	Anthony Morgan, 24.2 avg.
1990	Dale Carter, 29.8 avg.
1993	Billy Williams, 28.4 avg.
1999	Leonard Scott, 27.0 avg.
2015	Evan Berry, 38.3 avg.
2016	Evan Berry, 32.9 avg.

SEC TEAM

■ SCORING OFFENSE

1933	17.6 ppg.(t)	1967	25.9 ppg.
1938	27.6 ppg.	1987	32.9 ppg.
1940	31.9 ppg.	1990	36.8 ppg.
1951	37.3 ppg.	1993	42.8 ppg.
1956	28.6 ppg.	1999	31.6 ppg.

■ SCORING DEFENSE

1938	1.6 ppg.	1950	5.2 ppg.
1939	0.0 ppg.	1972	7.5 ppg.
1940	2.6 ppg.	1983	12.9 ppg.
1942	5.4 ppg.	1996	14.3 ppg.
1944	5.3 ppg.		

■ RUSHING OFFENSE

1951	306.8 avg.	1994	231.2 avg.
1970	215.0 avg.	1998	211.3 avg.
1989	245.6 avg.	1999	191.3 avg.
1993	238.3 avg.		

■ PASSING OFFENSE

1975	140.5 avg.
------	------------

■ TOTAL OFFENSE

1991	467.7 avg.
1997	482.8 avg.
1993	480.6 avg.

■ RED ZONE OFFENSE

2006	88.6 scoring pct. (39-of-44; 27 TDs, 12 FGs)
------	--

* The SEC did not track red zone statistics until 2001

■ THIRD DOWN CONVERSIONS

1992	42% (69 of 164)
1993	47% (60 of 129)
1996	44% (68 of 156)

■ FOURTH-DOWN CONV. DEF.

2015	76.5% (13 of 17)
------	------------------

■ FIRST DOWNS

2004	276
------	-----

■ NET PUNTING

2004	39.0 yds./punt
------	----------------

■ RUSHING DEFENSE

1983	111.9 avg.
2000	74.3 avg.
2001	85.3 avg.

■ PASSING DEFENSE

1948	74.8 avg.	1977	97.0 avg.
1949	75.2 avg.	1985	150.0 avg.
1950	59.2 avg.	1986	113.5 avg.
1952	53.1 avg.	1991	147.9 avg.
1953	54.0 avg.	1996	130.4 avg.
1960	53.8 avg.		

■ QUARTERBACK SACKS

1991–39 sacks	2000–50 sacks
1993–38 sacks	2001–34 sacks
1995–42 sacks	

■ SACKS ALLOWED

2007	4 sacks
2012	8 sacks (0.67 per game)

■ THIRD-DOWN CONV. DEF.

1997	28% (48 of 173)
2002	29.1% (53 of 182)
2015	27.6% (53 of 192)

■ TOTAL DEFENSE

1952	167.7 avg.	1996	236.6 avg.
1983	279.0 avg.	2008	263.5 avg.
1991	286.7 avg.		

■ PUNT RETURNS

1986	11.3 avg.	1997	13.4 avg.
------	-----------	------	-----------

■ KICKOFF RETURNS

1990	24.36 avg.	1999	23.60 avg.
1993	23.61 avg.	2000	23.50 avg.
1995	25.07 avg.	2015	33.41 avg.

■ TURNOVER RATIO

1990	1.92 per gm.	1995	1.00 per gm.
1993	1.18 per gm.	1998	1.33 per gm.

NCAA CHAMPIONS

INDIVIDUAL

Punting—1942 Bobby Cifers, 42.9 avg. (37 punts for 1586 yds.); 1966 Ron Widby, 43.8 avg. (48 punts for 2104 yds.)

Passing Efficiency—1966 Dewey Warren, 142.2 (min. 15 passes per game)

Interceptions—1985 Chris White, 0.82 per game (9 int. in 11 games); 1999 Deon Grant, 0.82 per game (9 int. in 11 games)

Kickoff Returns—1990 Dale Carter, 29.8 avg. (17 returns for 507 yards); 2015 Evan Berry, 38.3 avg. (21 returns for 804 yards)

Punt Returns—1951 Bill Blackstock, 25.9 avg. (12 returns for 311 yards); 1941 Walter Slater, 20.4 avg.; 2015 Cameron Sutton, 18.7 avg. (25 returns for 467 yards).

TEAM

Scoring Defense—1939, 0.0 points per game; 1940, 2.6 points per game

Total Defense—1952, 166.7 yards per game

Passing Defense—1950, 67.5 yards per game

Punting—1966, 43.4 yards per punt

Kickoff Returns—1983, 28.8 yards per return;

2015, 33.41 yards per return

Sacks Allowed—2007, 4 sacks allowed

Turnover Margin—1985, 1.909 per game

Most Improved—1989, (5.5 games over 1988)

GENERAL

STAFF

PLAYERS

REVIEW

HISTORY

HONORS

VOLMANAC

RECORDS



INDIVIDUAL FOOTBALL RECORDS

INDIVIDUAL GAME (FROM 1944)

■ RUSHING

Attempts—41, Johnnie Jones (Rutgers 1983); Travis Stephens (Arkansas 2001)

Attempts by QB—24, Joshua Dobbs (South Carolina, 2014)

Yards—294, Chuck Webb (Mississippi 1989)

Yards by QB—190, Joshua Dobbs (Missouri, 2016)

Yards, half—200, Tony Thompson (Mississippi State 1990)

Average per rush—

Min. 8 rushes—19.0, Joshua Dobbs (Missouri 2016; 10 for 190 yards)

Min. 10 rushes—19.0, Joshua Dobbs (Missouri 2016; 10 for 190 yards)

Min. 20 rushes—11.3, Tony Thompson (Mississippi State 1990; 22 for 248 yards)

Min. 30 rushes—8.4, Chuck Webb (Mississippi 1989; 35 for 294)

Min. 40 rushes—5.7, Johnnie Jones (Rutgers 1983; 41 for 234)

Touchdowns rushing—5, Gene McEver (South Carolina 1929);

Modern Record—4, Bob Lund (Vanderbilt 1945); Harold Payne (Washington & Lee 1951); Hubert Simpson (Notre Dame 1979);

Tony Thompson (Vanderbilt 1990); James Stewart (Georgia 1994)

Consecutive attempts—*16, William Howard (Mississippi 1986)

Longest rush—*99, Kelsey Finch (Florida 1977)

■ PASSING

Attempts—65, Peyton Manning (Florida 1996)

Completions—37, Peyton Manning (Florida 1996); A.J. Suggs (LSU 2000); Tyler Bray (Missouri 2012)

Completion percentage—

Min. 10 atts.—92.3, Joshua Dobbs (Tennessee Tech 2016; 12 of 13)

Min. 20 atts.—95.8, Tee Martin (South Carolina 1998; 23 of 24)

Min. 30 atts.—91.2, Joshua Dobbs (Vanderbilt 2016; 31 of 34)

Min. 40 atts.—82.9, Tyler Bray (Cincinnati 2011; 34 of 41)

Consecutive completions—*23, Tee Martin (South Carolina 1998)

Yards—530, Tyler Bray (Troy 2012)

Yards, half—313, Tyler Bray (Troy 2012)

Touchdown passes—7, Erik Ainge (Kentucky 2007)

Passes had intercepted—4, Bobby Scott (Auburn 1970); Jeff Francis (Alabama 1987); Peyton Manning (Florida 1996)

Longest pass play—90, Casey Clausen to Mark Jones (Georgia 2003)

■ TOTAL OFFENSE

Rushing & passing plays—70, Peyton Manning (Florida 1996)

Rushing & passing yards—530, Tyler Bray (Troy 2012)

Average per play (min. 10 plays)—17.5, George Canale (Chattanooga 1962; 10 rushes, 175 yards)

Touchdowns responsible for—7, Erik Ainge (Kentucky 2007; 7 passing)

■ RECEIVING

Receptions—13, Carl Pickens (Notre Dame 1990); Joey Kent (Arkansas 1995)

Yards—256, Kelley Washington (LSU 2001)

Average per reception—

Min. 5 rec.—38.0, Denarius Moore (South Carolina 2010; 6 for 228)

Min. 10 rec.—23.3, Kelley Washington (LSU 2001; 11 for 256)

Touchdown receptions—3, Jim Powell (Mississippi 1946); Carl Pickens (Kentucky 1990); Billy Williams (Florida 1993); Marcus Nash (Kentucky 1997); Cedrick Wilson (Arkansas 2000);

Donté Stallworth (Memphis 2001 and Kentucky 2001); Chris Hannon (Mississippi State 2003); Justin Hunter (Akron 2012 and Troy 2012); Zach Rogers (South Carolina 2012)

■ PUNTING

Punts—14, Craig Colquitt (Kentucky 1976)

Average—

Min. 5 punts—53.0, Jimmy Colquitt (LSU 1982 & Kentucky 1983; both 5 for 265 yards)

Min. 7 punts—51.7, Dustin Colquitt (South Carolina 2003; 7 for 362 yards)

Longest punt—100, A. H. Douglas (Clemson 1902); Modern—81, Kent Elmore (Vanderbilt 1988)

■ INTERCEPTIONS

Passes intercepted—3, Bob Lund (North Carolina 1948); J.W. Sherrill (Kentucky 1949); Albert Dorsey (Alabama 1967); Bill Young (Rice 1968); Tim Priest (Alabama 1970); Chris White (UCLA 1985); Preston Warren (Boston College 1988); Deon Grant (Auburn 1999)

Yards returned—100, Ray Martin (Louisville 1953); Evan Berry (Northwestern 2016; Outback Bowl)

Longest pass interception return—100, Ray Martin (Louisville 1953); Evan Berry (Northwestern 2016; Outback Bowl)

Longest fumble-in-air return—107, J. A. Caldwell (Sewanee 1905)

Touchdowns by interception—1, set by many, last Jonathan Kongbo (Missouri 2016); 59-yard return

■ PUNT RETURNS

Punts returned—7, Jerry Smith (Auburn 1964); Bobby Majors (Georgia 1969 and South Carolina 1970); Eddie Brown (Wake Forest 1972); Terry Fair (Vanderbilt 1996 and Auburn 1997); Eric Parker (Vanderbilt 1999 and Syracuse 2001) and Dennis Rogan (South Carolina 2008)

Yards returned—157, Terry Fair (Auburn 1997; 7 returns)

Average per return (min. 3 ret.)—45.0, Bert Rechichar (Washington & Lee 1950; 3 for 135)

Longest punt return—100, Bert Rechichar (Washington & Lee 1950)

Touchdowns by punt return—1, set by many, last Marquez Callaway (Tennessee Tech 2016); 62-yard return

■ KICKOFF RETURN

Kickoffs returned—7, Willie Gault (Southern California 1981)

Yards returned—207, LaMarus Coker (Florida 2007)

Longest kickoff return—100, Willie Gault (Pittsburgh 1980); Pete Panuska (Maryland 1984); Peerless Price (Alabama 1988);

Leonard Scott (Georgia 1999); Evan Berry (at Kentucky 2015)

Most TDs by kickoff return—1, set by many, last Evan Berry (at Kentucky, 2015)

■ MISCELLANEOUS RETURN RECORDS

Touchdown By Receiving/Rushing and Return In A Game —

Carl Pickens (Louisville 1991) 75-yd rec./67-yd punt return

Willie Gault (Kentucky 1980) 48-yd rec./92-yd kickoff return

Gary Moore (Auburn 1979) 10-yd rush/98-yd kickoff return

Stanley Morgan (Maryland 1975) 50-yd rush/70-yd punt return

Cordarrelle Patterson (at Miss State 2012) 11-yd rec./98-yd kickoff return

Alvin Kamara (vs. Western Carolina 2015) 2-yd rush./50-yd punt return

Touchdown By Interception/Kickoff/Punt Returns In A Game —

vs. Washington & Lee, 1950: Burt Rechichar 100-yd punt return, Jimmy Hahn 83-yd kickoff return, Burt Rechichar

50-yd interception return

Touchdown By Kickoff/Punt Returns In A Game — three times:

vs. Washington & Lee, 1950: Burt Rechichar 100-yd punt return, Jimmy Hahn 83-yd kickoff return; vs. Western Carolina

2015: Evan Berry 88-yd kickoff return, Alvin Kamara 50-yd punt return; at Kentucky 2015: Evan Berry 100-yd kickoff return, Cameron Sutton 84-yd punt return

■ TOTAL KICK/PUNT RETURNS

Total kicks/punts returned—10, Willie Gault (Memphis State 1981)

Yards on punt & kickoff returns—210, Dale Carter (Kentucky 1990)

Average per return (min. 4 ret.)—48.8, Bobby Majors (Penn State 1971; 4 for 195)

Touchdowns by kick returns—1, set by many, last Evan Berry (South Carolina 2016); 100 yards

Touchdowns by punt returns—1, set by many, last Marquez Callaway (Tennessee Tech 2016); 62 yards

■ TOTAL ALL-PURPOSE YARDS

Plays—44, Arian Foster (Vanderbilt 2005)

Yards—312, Alvin Kamara (Texas A&M 2016)



■ SCORING

Points—30, Gene McEver (South Carolina 1929)

Modern record—24, Bob Lund (Vanderbilt 1945); Harold Payne (Washington & Lee 1951); Hubert Simpson (Notre Dame 1979); Tony Thompson (Vanderbilt 1990); James Stewart (Georgia 1994); Jamal Lewis (Kentucky 1997)

Points by Kicking—17, Alan Duncan (Kentucky 1978; 5-6 FG, 2-2 PAT); Fuad Reveziz (Memphis State 1982; 5-5 FG, 2-2 PAT); Alex Walls (Wyoming 2002; 4-4 FG, 5-5 PAT); Derrick Brodus (Akron, 2012 4-4 FG, 5-5 PAT)

Touchdowns—5, Gene McEver (South Carolina 1929) Modern record—4, Bob Lund (Vanderbilt 1945); Herky Payne (Washington & Lee 1951); Hubert Simpson (Notre Dame 1979); Tony Thompson (Vanderbilt 1990); James Stewart (Georgia 1994); Jamal Lewis (Kentucky 1997)

Point-After-Touchdowns Attempted—10, Alex Walls (La.-Monroe 2000)

Point-After-Touchdowns Made—10, Alex Walls (La.-Monroe 2000) Percentage PATs Made—100.0, Alex Walls (La.-Monroe 2000; 10 of 10)

Two-Point Conversions Attempted—2, Six times; most recent: Cedric Houston (Kentucky 2004)

Two-Point Conversions Made—2, Kenny Jones (Alabama 1982); Thomas Woods (Alabama 1987)

Blocked Extra-Point Return—1, Floyd Miley (Mississippi 1990; 97 yards)

Field Goals Attempted—6, Alan Duncan (Kentucky 1978)

Longest Field Goal Attempted—63, Fuad Reveziz (Wash. State 1984)

Field Goals Made—5, Alan Duncan (Kentucky 1978); Fuad Reveziz (Memphis State & Kentucky 1982); Alex Walls (Florida 2000)

Longest Field Goal Made—60, Fuad Reveziz (Georgia Tech 1982)

INDIVIDUAL SEASON (FROM 1937)

■ RUSHING

Attempts—291, Travis Stephens 2001

Yards—1,464, Travis Stephens 2001

Yards By QB—831, Joshua Dobbs 2016

Yards per game—130.7, Jay Graham 1995 (1,438 yards in 11 games)

100-yard games—11, Jay Graham 1995

Highest avg. per rush—

Min. 100 rushes—7.94, Hank Lauricella 1951 (111 for 881 yards)

Min. 200 rushes—5.91, Chuck Webb 1989 (209 for 1,236 yards)

Touchdowns rushing—18, Gene McEver 1929

Modern record—17, Reggie Cobb 1987

Touchdowns rushing by quarterback—11, Heath Shuler 1992

■ PASSING

Attempts—519, Erik Ainge 2007

Completions—325, Erik Ainge 2007

Completion percentage—

Min. 100 atts.—64.9, Daryl Dickey 1985 (85 of 131)

Min. 200 atts.—64.6, Heath Shuler 1993 (184 of 285)

Min. 300 atts.—67.0, Erik Ainge 2006 (232 of 348)

Min. 400 atts.—62.6, Erik Ainge 2007 (325 of 519)

Yards—3,819, Peyton Manning 1997

Touchdown passes—36, Peyton Manning 1997

Consecutive games throwing TD pass—12, Heath Shuler 1993

Consecutive completions—24, Tee Martin 1998 (1 vs. Alabama, 23 vs. South Carolina)

Consecutive attempts without interception—143, Casey Clausen 2003

Passes had intercepted—16, Jimmy Streater 1979

Lowest interception percentage—

Min. 100 atts.—0.76, Daryl Dickey 1985 (1 in 131 atts.)

Min. 200 atts.—1.05, Peyton Manning 1995 (4 in 380 atts.)

Min. 300 atts.—1.05, Peyton Manning 1995 (4 in 380 atts.)

Min. 400 atts.—1.93, Erik Ainge 2007 (10 in 519 atts.)

■ TOTAL OFFENSE

Rushing & passing plays—535, Erik Ainge (2007)

Rushing & passing yards—3,789, Peyton Manning (1997)

Average per game—315.8, Peyton Manning 1997 (-30 rushing, 3,819 passing, 12 games)

Average per play—

Min. 100 plays—7.6, Hank Lauricella 1951 (162 for 1,233 yards)

Min. 300 plays—7.7, Erik Ainge 2006 (374 for 2,887 yards)

Min. 400 plays—7.67, Tyler Bray 2012 (466 for 3,578 yards)

Min 500 plays—7.4, Joshua Dobbs 2016 (507 for 3,777 yards) Touchdowns responsible for—39, Joshua Dobbs 2016 (12 rushing, 27 passing), Peyton Manning 1997 (3 rushing, 36 passing)

■ RECEIVING

Receptions—76, Marcus Nash 1997

Yards—1,298, Robert Meachem 2006

Average per game—99.8, Robert Meachem 2006 (1,298 yards, 13 games)

Average per reception—

Min. 50 rec.—19.4, Josh Malone 2016 (50 for 972)

Min. 75 rec.—15.4, Marcus Nash 1997 (76 for 1,170)

Touchdown receptions—13, Marcus Nash 1997

Consecutive games with TD catch—6, Joey Kent 1995

Receptions by tight end—41, Chris Brown 2007

Yards by tight end—562, Mychal Rivera, 2012

Touchdown receptions by tight end—7, Austin Denney 1966

■ PUNTING

Punts—80, Matt Darr 2014

Punting Yards—3,378, Matt Darr 2014

Average per punt—

Min. 25 punts—46.9, Jimmy Colquitt 1982 (45 for 2,110 yards)

Min. 50 punts—45.3, Dustin Colquitt 2003 (68 for 3,081 yards)

■ INTERCEPTIONS

Passes intercepted—10, Bobby Majors (1970)

Yards returned—265 (on 7) Eric Berry (2008)

Average per interception return—

Min. 5 returns—44.4, Eric Berry 2007 (5 for 222)

Min. 10 returns—17.7, Bobby Majors 1970 (10 for 177)

Touchdowns by interception—3, Prentiss Waggner 2010

■ PUNT RETURNS

Punts returned—42, Bobby Majors 1971; Eddie Brown 1972

Yards returned—467, Cameron Sutton, 2015

Average per return (min. 1.2 per game)—*25.9, Bill Blackstock 1951 (12 for 311 yards)

Touchdowns by punt return—2, Bobby Majors 1969 & 1971; Eddie

Brown 1973; Stanley Morgan 1975; Terry Fair 1996; Cameron

Sutton 2015

■ KICKOFF RETURNS

Kickoffs returned—33, David Oku (2009)

Yards returned—863, David Oku (2009)

Average per return—

Min. 20 ret.—38.3, Evan Berry, 2015 (21 for 804 yards)

Min. 30 ret.—26.2, David Oku 2009 (33 for 863 yards)

Touchdowns by kickoff return—*3, Willie Gault 1980; Evan Berry 2015

■ TOTAL KICK RETURNS

Total kicks/punts returned—59, Willie Gault 1981 (31 punt, 28 kickoff)

Yards on punt & kickoff returns—987, Willie Gault 1981

Touchdowns by kick return—3, Willie Gault 1980; Evan Berry 2015

Touchdowns by kick & punt return—Bobby Gordon 1957,

Cordarrelle Patterson 2012

■ TOTAL ALL-PURPOSE YARDS

Plays—310, Travis Stephens 2001

Yards—1,858, Cordarrelle Patterson, 2012

■ SCORING (FROM 1929)

Points—130, Gene McEver 1929

Modern record—120, Reggie Cobb 1987

Points by kicking—118, Aaron Medley, 2015

Touchdowns—21, Gene McEver 1929

Modern record—20, Reggie Cobb 1987

Points-after-touchdowns attempted—61, Aaron Medley 2016

Point-after-touchdowns made—61, Aaron Medley 2016

Percentage PATs made (min. 35 atts.)—100.0, Aaron Medley

2016 (61 of 61); John Becksvoort 1993 (59 of 59); Aaron

Medley 2015 (55 of 55); Greg Burke 1990 (50 of 50); James

Wilhoit 2003 (41 of 41); John Becksvoort 1994 (39 of 39);

Alex Walls 2000 & 2001 (both 39 of 39); Greg Burke 1989

(36 of 36); John Becksvoort 1992 (35 of 35)

Two-point conversions attempted—3, Hal Wantland 1964;

Condredge Holloway 1973 & 1974

RECORDS

Two-point conversions made—2, Bobby Morton 1962; Condredge Holloway 1973; Larry Seivers 1974; Tommy West 1974; Mike Gayles 1975; Kenny Jones 1982; Thomas Woods 1987; Alvin Harper 1987

Field goals attempted—31, Aaron Medley 2015, Fuad Reveiz 1982

Field goals made—27, Fuad Reveiz 1982

Field goals made by freshman—21, Daniel Lincoln 2007

Field-goal percentage—

Min. 10 atts.—92.0, John Becksvoort 1993 (12 of 13)

Min. 20 atts.—90.0, Alex Walls 2000 (18 of 20)

Min. 30 atts.—87.1, Fuad Reveiz 1982 (27 of 31)

Consecutive Field Goals Made—18, Fuad Reveiz 1984

INDIVIDUAL CAREER (FROM 1928)

■ RUSHING

Attempts—650, Arian Foster 2005-08

Yards—3,078, Travis Henry 1997-2000

Yards by quarterback—2,160, Joshua Dobbs, 2013-16

Average per rush (min. 250 rushes)—6.67, Charlie Garner 1992-93 (313 for 2,089 yards)

Average per game—103.0, Jamal Lewis 1997-99 (2,677 yards, 26 games)

100-yard games—15, Travis Henry 1997-2000

Touchdowns rushing—37, Gene McEver 1928-31

Modern record—35, James Stewart 1991-94

Touchdowns rushing by quarterback—32, Joshua Dobbs, 2013-16

■ PASSING

Attempts—1,381, Peyton Manning 1994-97

Completions—863, Peyton Manning 1994-97

Completion percentage—

Min. 100 atts.—63.0, Daryl Dickey 1981-85 (102 of 162)

Min. 400 atts.—62.5, Peyton Manning 1994-97 (863 of 1,381)

Min. 500 atts.—62.5, Peyton Manning 1994-97 (863 of 1,381)

Min. 750 atts.—62.5, Peyton Manning 1994-97 (863 of 1,381)

Yards—11,201, Peyton Manning 1994-97

Touchdown passes—89, Peyton Manning 1994-97

Consecutive games throwing TD pass—18, Heath Shuler Oct. 17, 1992-Jan. 1, 1994

Passes had intercepted—38, Andy Kelly 1988-91

Lowest interception percentage—

Min. 150 atts.—1.23, Daryl Dickey 1981-85 (2 in 162 atts.)

Min. 400 atts.—2.34, Heath Shuler 1991-93 (12 in 513 atts.)

Min. 500 atts.—2.34, Heath Shuler 1991-93 (12 in 513 atts.)

Min. 750 atts.—2.39, Peyton Manning 1994-97 (33 in 1,381 atts.)

■ TOTAL OFFENSE

Rushing & passing yards—1,534, Peyton Manning 1994-97

Rushing & passing yards—11,020, Peyton Manning 1994-97

Average per game—258.5, Tyler Bray, 2010-12 (7,237 yards, 28 games)

Average per play—

Min. 800 plays—7.36, Tyler Bray 2010-12 (983 for 7,237 yards)

Min. 900 plays—7.36, Tyler Bray 2010-12 (983 for 7,237 yards)

Min. 1,000 plays—7.18, Peyton Manning 1994-97

(1,534 for 11,020 yards)

Touchdowns responsible for—101, Peyton Manning 1994-97 (12 rushing, 89 passing)

■ RECEIVING

Receptions—183, Joey Kent 1993-96

Yards—2,814, Joey Kent 1993-96

Average per game—85.8, Kelley Washington 2001-02 (1,453 yards, 17 games)

Average per reception (min. 100 rec.)—18.8, Joey Kent 1993-96 (183 for 2,814 yards)

Touchdown receptions—25, Joey Kent 1993-96

Receptions by tight end—98, Reggie Harper 1977-80

Yards by tight end—1,141, Reggie Harper 1977-80

Touchdowns receptions by tight end—9, Austin Denney 1965-66; Ken DeLong 1967-69

Consecutive Games with TD Reception—6, Cory Fleming, Jan. 1-Oct. 2, 1993 (9 TDs); Joey Kent 1995 (8 TDs)

■ PUNTING

Punts—204, Craig Colquitt 1975-77

Punting yards—10,216, Dustin Colquitt 2001-04

Average per punt (min. 75 punts)—45.1, Trevor Daniel 2015-17 (130 for 5,862 yards)

■ INTERCEPTIONS

Passes intercepted—18, Tim Priest 1968-70

Yards returned—494, Eric Berry 2007-09

Average per return—

Min. 10 ret.—35.3, Eric Berry 2007-09 (14 for 494 yards)

Min. 15 ret.—19.5, Conrad Graham 1970-72 (15 for 293)

Touchdowns by interception—5, Jackie Walker 1969-71

■ PUNT RETURNS

Punts returned—117, Bobby Majors 1969-71

Yards returned—1,163, Bobby Majors 1969-71

Average per return—

Min. 50 ret.—14.7, Bert Rechichar 1949-51 (55 for 808 yards)

Min. 100 ret.—9.9, Bobby Majors 1969-71 (117 for 1,163 yds.)

Touchdowns by punt return—4, Bobby Majors 1969-71

■ KICKOFF RETURNS

Kickoffs returned—78, Willie Gault 1979-82

Yards returned—1,854, Willie Gault 1979-82

Average per return—

Min. 30 ret.—34.2, Evan Berry 2014-16 (49 for 1,677 yards)

Min. 50 ret.—23.8, Willie Gault 1979-82 (78 for 1,854 yards)

Touchdowns by kickoff return—4, Evan Berry 2014-16, Willie Gault 1979-82

■ TOTAL KICK RETURNS

Total kicks returned—156, Willie Gault 1979-82 (78 punt, 78 kickoff)

Yards on punt & kickoff returns—2,513, Willie Gault 1979-82

Average per return—

Min. 60 ret.—23.2, Leonard Scott, 1999-2002 (77 for 1,788 yds.)

Min. 100 ret.—16.1, Willie Gault, 1979-82 (156 for 2,513 yards)

Touchdowns by kick return—5, Willie Gault 1979-82

■ TOTAL ALL-PURPOSE YARDS

Plays—740, Arian Foster, 2005-08

Yards—4,642, Stanley Morgan 1973-76

■ SCORING

Points—371, Jeff Hall 1995-98

Touchdowns—44, Gene McEver 1928-31

Modern record—39, Stanley Morgan 1973-76; James Stewart 1991-94

Consecutive games scoring touchdown—11, Travis Stephens, Nov. 4, 2000-Nov. 3, 2001 (12 rush, 1 rec.)

Point-after-touchdowns attempted—194, Jeff Hall 1995-98

Point-after-touchdowns made—188, Jeff Hall 1995-98

Point-after-touchdown percentage (min. 100 atts.)—100.0, John Becksvoort 1991-94 (161 of 161)

Consecutive point-after-touchdowns made—161, John Becksvoort 1991-94

Two-point conversions attempted—8, Condredge Holloway 1972-74

Two-point conversions made—3, Bobby Morton 1960-63;

Condredge Holloway 1972-74

Field goals attempted—95, Fuad Reveiz 1981-84

Field goals made—71, Fuad Reveiz 1981-84

Field-goal percentage—

Min. 50 made—77.9, Alex Walls 1999-2002 (53 of 68)

Min. 70 made—74.7, Fuad Reveiz 1981-84 (71 of 95)

■ MISCELLANEOUS

Games played—53, Brian Randolph, 2011-15; 52, Dustin Colquitt, 2001-04; Denarius Moore 2007-10; Luke Stocker 2007-10

Games played by position player—53, Brian Randolph, 2011-15;

52, Denarius Moore 2007-10; Luke Stocker 2007-10

Games started—51, Dustin Colquitt 2001-04

Games started by position player—50, Jonathan Hefney 2004-07 (51 played)

Consecutive games started—50, Jeff Hall 1995-98; Jonathan Hefney 2004-07

Wins as starting quarterback—39, Peyton Manning 1994-97 (45 games)

*Modern NCAA record; +NCAA statistical champion



TEAM OFFENSE RECORDS

TOTAL OFFENSE

■ GAME

Plays—99 at Texas A&M in 2016

Yards—718, vs. Troy 2012

Yards per Play—10.9, vs. Kentucky (54/590), 2000

■ SEASON

Plays—993 in 2007

Yards—5,794 in 1997

Yards per Play—6.9 in 1993

Yards per Game—482.8 in 1997

RUSHING

■ GAME

Attempts—75, vs. Kentucky 1980

Yards—513, vs. Washington & Lee 1951

Yards per Attempt—10.7, vs. Tenn. Tech (44/469), 1951

Touchdowns—8, vs. Washington & Lee 1951

■ SEASON

Attempts—593 in 1976

Yards—3,068 in 1951

Yards per Attempt—5.9 in 1993

Touchdowns—40 in 1951

Yards per Game—306.8 in 1951

PASSING

■ GAME

Attempts—65, vs. Florida 1996

Completions—38 vs. Missouri 2012

Consecutive Completions—23, at South Carolina 1998

Interceptions—5, vs. Duke 1949; vs. Auburn 2004

Completion Percentage

(Min. 10 atts.) *96.0, at South Carolina 1998 (24 of 25);

(Min. 40 atts.) 82.9, vs. Cincinnati 2011 (34 of 41)

Yards—545, at Kentucky 1997

Touchdowns—7, at Kentucky 2007

■ SEASON

Attempts—534 in 2007

Completions—333 in 2007

Consecutive Completions—24 in 1998

Interceptions—20 in 1979

Fewest Interceptions—4 in 1992 and 1995

Completion Percentage—65.0 in 1993 (208 of 320)

Yards—3,981 in 1997

Touchdowns—37 in 1997

Yards per Game—331.8 in 1997

SCORING

■ GAME (FROM 1937)

Points—70, vs. La.-Monroe 2000

Points, Quarter—35, vs. Arkansas 2000

Points, Half—49, vs. La.-Monroe 2000

Points by Kicking—17 vs. Akron, 2012 (4-4

FG, 5-5 PAT); vs. Wyoming 2002 (4-4

FG, 5-5 PAT); vs. Memphis St. 1982 (5-5

FG, 2-2 PAT); vs. Kentucky 1978 (5-6

FG, 2-2 PAT)

Touchdowns—10 vs. La.-Monroe 2000; vs.

Tennessee Tech 1951

Point-After-Touchdowns Made—10, vs. La.-Monroe 2000

Two-Point Conversions Made—2 at LSU 2000; at UCLA 1994; at Alabama 1987; vs. Alabama 1982; vs. Clemson 1974

Field Goals Made—5 vs. Florida 2000; vs.

Kentucky 1982; vs. Memphis State 1982; vs. Kentucky 1978

■ SEASON

Points—473 in 2016

Points per Game—42.8 in 1993 (471 in 11 games)

Touchdowns—63 in 2016

Field Goals Made—27 in 1982

Point-After-Touchdowns Made—59 in 1993

Consecutive Point-After-Touchdowns Made—168 from Sept. 28, 1991, to Sept. 16, 1995)

Two-Point Conversions Attempted—8 in 1974

Two-Point Conversions Made—5 in 1974

PUNTING

■ GAME

Punts—15 vs. Rice 1947 Orange Bowl; 14 vs. Kentucky 1976; vs. Georgia 1968; vs. Alabama 1944

Yards—627, vs. Georgia 1968

Average (Min. 5)—53.0 (all 5 for 265

yards) vs. Auburn 1983; at LSU 1982; at Vanderbilt 1956

■ SEASON

Punts—139 in 1937

Punts per Game—*13.9 in 1937 (139 in 10 games)

Yards—5,620 in 1937

Average—45.1 in 1982

PUNT RETURNS

■ GAME

Returns—10, vs. Tennessee Tech 1947

Yards—192, vs. Chattanooga 1951

■ SEASON

Returns—68 in 1939 and 1940

Yards—974 in 1940

KICKOFF RETURNS

■ GAME

Returns—9, at Florida 2007; at Alabama 1987

Yards—260, at Florida 2007 (9 returns)

■ SEASON

Returns—60 in 2007

Yards—1,462 in 2007

Average per Return—33.4 in 2015

MISCELLANEOUS

■ GAME

First Downs—35, vs. Georgia 1997; vs. Troy 2012; at South Carolina, 2014

First Downs, Rushing—24, vs. Wofford 1952

First Downs, Passing—23 vs. Northwestern 1997 Citrus Bowl; vs. Troy 2012

Time of Possession—42:11, vs. Kentucky 1980

Penalties—15, vs. Oklahoma 1939 Orange Bowl; at Florida 1999

Penalty Yards—155, at Miss. State 1954 (12 penalties)

Fewest Penalties—0, vs. Austin Peay, 2013, vs. LSU 2007; at Miss. St. 1990

Fewest Penalty Yards—0, vs. Austin Peay, 2013, vs. LSU 2007; at Miss. St. 1990

Fumbles—8 vs. Florida 2002; at Kentucky 1981; at Mississippi; 1977; at Mississippi 1975; vs. Santa Barbara 1971; vs. Chattanooga 1949; at Alabama 1949

Fumbles Lost—6 vs. Santa Barbara 1971; at Alabama 1963

■ SEASON

First Downs—300 in 1997

First Downs, Rushing—150 in 1987

First Downs, Passing—178 in 2012

Penalties—95 in 2002

Penalty Yards—884 in 2003

Fumbles—50 in 1977

Fumbles Lost—31 in 1971

Fewest Fumbles—13 in 1990 and 2004

Fewest Fumbles Lost—3 in 1990

LARGEST MARGIN

OVERCOME TO WIN

■ GAME

25 — UT vs. Vanderbilt, Nov. 28, 1987 (trailed 28-3 in 2nd qtr., won 38-36)

24 — UT at Notre Dame, Nov. 9, 1991 (trailed 31-7 in 2nd qtr., won 35-34)

21 — UT vs. Florida, Sept. 24, 2016 (trailed 21-0 in 2nd qtr., won 38-28)

21 — UT vs. Georgia, Oct. 10, 2015 (trailed 24-3 in 2nd qtr., won 38-31)

21 — UT at LSU, Sept. 26, 2005 (trailed 21-0 in 3rd qtr., won 30-27 ot)

21 — UT at Kentucky, Nov. 17, 2001 (trailed 21-0 in 2nd qtr., won 38-35)

18 — UT vs. Arkansas, Nov. 14, 1998

(trailed 21-3 in 2nd qtr., won 28-24)

■ SECOND HALF

21 — UT at LSU, Sept. 26, 2005 (trailed 21-0 in 3rd qtr., won 30-27 ot)

18 — UT vs. Florida, Sept. 24, 2016 (trailed 21-3 in 3rd qtr., won 38-28)

17 — UT at Notre Dame, Nov. 9, 1991

(trailed 31-14 in 3rd qtr., won 35-34)

16 — UT vs. Virginia, Jan. 1, 1991, Sugar Bowl (trailed 16-0 in 3rd qtr., won 23-22)

15 — UT at Kentucky, Nov. 18, 1995 (trailed 24-9 in 3rd qtr., won 34-31)

15 — UT vs. Vanderbilt, Nov. 17, 2007 (trailed 24-9 in 4th, won 25-24)

■ FOURTH QUARTER

17 — UT at LSU, Sept. 26, 2005 (trailed 24-7, won 30-27 ot)

15 — UT vs. Vanderbilt, Nov. 17, 2007 (trailed 24-9, won 25-24)

14 — UT vs. Alabama, Oct. 20, 1984 (trailed 27-13, won 28-27)

*14 — UT vs. Colorado, Aug. 26, 1990, Pigskin Classic (trailed 31-17, tied 31-31)

14 — UT at South Carolina, Nov. 1, 2014 (trailed 42-28, won 45-42 ot) (Trailed by 14 with 2:00 left in regulation)

LARGEST LEAD RELINQUISHED IN LOSS

■ GAME

- 21 — UT vs. Maryland, Dec. 22, 1984, Sun Bowl (led 21-0 in 3rd qtr., lost 28-27)
- *19 — UT at Auburn, Sept. 29, 1990 (led 19-0 in 2nd qtr., tied 26-26)
- *16 — Tennessee vs. UCLA, Sept. 14, 1985 (led 26-10 in 4th qtr., tied 26-26)
- 16 — UT at Florida, Sept. 16, 1995 (led 30-14 in 2nd qtr., lost 62-37)

TEAM DEFENSE RECORDS

RUSHING

■ GAME

- Fewest Attempts Allowed—14 at Georgia 1994
- Fewest Yards Allowed—
 - Minus-39 vs. Tulsa 1943 Sugar Bowl
 - Minus-15 vs. Auburn 1997
 - Minus-13 vs. Florida 1998
 - Minus-12 vs. Air Force 1971 Sugar Bowl
 - Minus-9 vs. Wofford 1952
 - Minus-8 vs. Citadel 1983
 - Minus-6 vs. Tennessee Tech 1947
 - Minus-1 at Memphis State 1992
- Fewest Yards per Attempt Allowed—
 - 0.71 vs. Auburn 1997 (21 for minus-15)
 - 0.5 vs. Air Force 1971 Sugar Bowl
 - 0.43 vs. Florida 1998 (30 for minus-13)
 - 0.38 vs. Wofford 1952 (24 for minus-9)
 - 0.30 vs. Citadel 1983 (27 for minus-8)
 - 0.24 vs. Tennessee Tech 1947 (25 for minus-6)
 - 0.04 at Memphis State 1992 (28 for minus-1);
 - 0.03 at Vanderbilt 1996 (30 for minus-1)

■ SEASON

- Fewest Attempts Allowed—231 in 1945 (9 games); 338 in 2000 (11 games)
- Fewest Yards Allowed—385 in 1945
- Fewest Touchdowns Allowed—0 in 1939
- Lowest Yards per Attempt Allowed—1.7 in 1945
- Lowest Yards per Game Allowed—42.8 in 1945

PASSING

■ GAME

- Fewest Attempts Allowed—*0 vs. Georgia Tech 1977
- Fewest Completions Allowed—0 vs. Georgia Tech 1977 (0 atts.); at Vanderbilt 1952 (6 atts.); at Mississippi State 1950 (1 att.); vs. Rice 1947 Orange Bowl (4 atts.)
- Lowest Comp. Percentage Allowed (Min. 10 atts.)—15.4 vs. Chattanooga 1947 (2 of 13)
- Fewest Yards Allowed—Minus-3 vs. Kentucky 1949 (1 comp.)

15 — UT vs. Georgia, Sept. 6, 1980 (led 15-0 in 3rd qtr., lost 16-15)

■ SECOND HALF

- 21 — UT vs. Maryland, Dec. 22, 1984, Sun Bowl (led 21-0 in 3rd qtr., lost 28-27)
- *17 — UT at Auburn, Sept. 29, 1990 (led 26-9 in 4th qtr., tied 26-26)
- *16 — UT vs. UCLA, Sept. 14, 1985 (led 26-10 in 4th qtr., tied 26-26)
- 15 — UT vs. Georgia, Sept. 6, 1980 (led 15-0 in 3rd qtr., lost 16-15)

■ SEASON

- Fewest Attempts Allowed—109 in 1937
- Fewest Completions Allowed—44 in 1937
- Lowest Comp. Percentage Allowed—37.9 in 1952
- Fewest Yards Allowed—392 in 1939
- Fewest Touchdowns Allowed—0 in 1939
- Lowest Yards per Game Allowed—39.2 in 1939
- Most Sacks—50 in 2000
- Most Passes Broken Up—72 in 2001
- Most Quarterback Pressures—108 in 1998

TOTAL DEFENSE

■ GAME

- Fewest Plays Allowed—33 at Vanderbilt 1946
- Fewest Yards Allowed—13 at Vanderbilt 1952
- Fewest Yards per Play Allowed—0.3 at Vanderbilt 1952 (43 for 13 yards)

■ SEASON

- Fewest Plays Allowed—368 in 1945
- Fewest Yards Allowed—1,023 in 1939
- Fewest Yards per Play Allowed—2.2 in 1939
- Fewest Yards per Game Allowed—102.3 in 1939

INTERCEPTIONS

■ GAME

- Interceptions—8 vs. Alabama 1970
- Yards—214 vs. South Carolina 1971 (5 int.)
- Touchdowns—2 vs. Mississippi 2010; vs. Hawaii 1972; vs. Penn State 1971; vs. South Carolina 1971; vs. Florida 1970

■ SEASON

- Interceptions—36 in 1970
- Yards—*782 in 1971
- Average per Return—*31.3 in 1971 (25 for 782)
- Touchdowns—*7 in 1971

PUNTING

■ GAME

- Punts Forced—15 at Duke 1946
- Lowest Average (Min. 5)—24.8 vs. Chattanooga 1946 (8 for 198 yards)
- Punts Blocked—2 vs. La.-Monroe 2000; vs. Kentucky 1986

■ FOURTH QUARTER

- *17 — UT at Auburn, Sept. 29, 1990 (led 26-9, tied 26-26)
- *16 — UT vs. UCLA, Sept. 14, 1985 (led 26-10, tied 26-26)
- 14 — UT vs. Army, Oct. 11, 1986 (led 21-7, lost 25-21)
- 14 — UT vs. Oklahoma, Sept. 12, 2015 (led 17-3, lost 31-24 in 2 OT)
- 13 — UT at Florida, Sept. 26, 2015 (led 27-14, lost 28-27)

*Tie game.

■ SEASON

- Punts Forced—123 in 1940
- Lowest Average—32.9 in 1940 & 1961
- Most Punts Blocked—6 in 1940 & 1949

PUNT RETURNS

■ SEASON

- Lowest Average Allowed—3.67 in 2004

KICK RETURNS

■ SEASON

- Lowest Average Allowed—13.6 in 1950

MISCELLANEOUS

■ GAME

- Defensive Extra Point—97-yard return at Mississippi 1990 (Floyd Miley)
- Fewest First Downs Allowed—2 vs. Wofford 1952; at Vanderbilt 1946; vs. Kentucky 1946
- Fumbles Forced—9 vs. Mississippi State 1955; vs. Kentucky 1950
- Fumbles Recovered—8 vs. Kentucky 1950
- Field Goals Blocked—2 at Alabama 2003; at Notre Dame 1991
- Punt Blocked—2 vs. La.-Monroe 2000; vs. Kentucky 1986
- Sacks—13 vs. Wyoming 1999

■ SEASON

- Fewest First Downs Allowed—55 in 1945 (7 games)
- Fewest First Downs per Game Allowed—6.0 in 1939 (60 in 10 games)
- Opponent Penalties—92 in 2004
- Opponent Penalty Yards—759 in 1988
- Opponent Fumbles—48 in 1940; 1953
- Fumbles Forced—29 (1979)
- Fumbles Recovered—28 in 1950
- Punts Blocked—6 1940 & 1949
- Turnovers Forced—*57 in 1970 (36 int., 21 fumbles)
- Turnover margin—Plus-1.916 in 1990 (Plus-23 in 12 games)
- Tackles for Loss—114 in 2000 (64 TFLs, 50 sacks)
- Tackles for Loss (Excluding Sacks)—83 in 1996
- Sacks—50 in 2000
- Passes Broken Up—72 in 2001
- Quarterback Pressures—108 in 1998



TOTAL OFFENSE

INDIVIDUAL GAME

Rushing & passing plays—70, Peyton Manning (Florida 1996)

Rushing & passing yards—530, Tyler Bray (Troy 2012)

Average per play (min. 10 plays)—17.5, George Canale (Chattanooga 1962; 10 rushes, 175 yards)

Touchdowns responsible for—7, Erik Ainge (Kentucky 2007; 7 passing)

INDIVIDUAL SEASON

Rushing & passing plays—535, Erik Ainge (2007)

Rushing & passing yards—3,789, Peyton Manning (1997)

Average per game—315.8, Peyton Manning 1997 (-30 rushing, 3,819 passing, 12 games)

Average per play—

- Min. 100 plays—7.6, Hank Lauricella 1951 (162 for 1233 yards)
- Min. 300 plays—7.7, Erik Ainge 2006 (374 for 2,887 yards)
- Min. 400 plays—7.67, Tyler Bray 2012 (466 for 3,578 yards)
- Min 500 plays—7.45, Joshua Dobbs 2016 (507 for 3,777)

Touchdowns responsible for—39, Joshua Dobbs 2016 (12 rushing, 27 passing); Peyton Manning 1997 (3 rushing, 36 passing)

INDIVIDUAL CAREER

Rushing & passing plays—1,534, Peyton Manning 1994-97

Rushing & passing yards—11,020, Peyton Manning 1994-97

Average per game—251.3, Joshua Dobbs 2013-16 (9,298 yards, 37 games)

Average per play—

- Min. 800 plays—7.36, Tyler Bray 2010-12 (983 for 7,237 yards)
- Min. 900 plays—7.36, Tyler Bray 2010-12 (983 for 7,237 yards)
- Min. 1,000 plays—7.18, Peyton Manning 1994-97 (1,534 for 11,020 yards)

Touchdowns responsible for—101, Peyton Manning 1994-97 (12 rushing, 89 passing)

PLAYS

GAME

1.	70	Peyton Manning vs. Florida	1996
2.	67	Casey Clausen vs. Clemson*	2004
3.	66	A.J. Suggs at LSU	2000
	66	Andy Kelly vs. Notre Dame	1990
5.	65	Joshua Dobbs at Texas A&M	2016
	65	Andy Kelly at Florida	1991
6.	64	Joshua Dobbs at S. Carolina	2014
7.	62	Bubba Wyche at Auburn	1968
8.	59	Andy Kelly vs. Colorado*	1990
9.	57	Tyler Bray vs. Missouri	2012
10.	56	Peyton Manning at Florida	1997
11.	55	Casey Clausen vs. Florida	2002
	55	Peyton Manning vs. So. Miss.	1997
	55	Peyton Manning at UCLA	1997
14.	54	Casey Clausen, at Auburn	2003
	54	Andy Kelly, vs. Miss. State	1991
16.	53	Alan Cockrell, vs. Iowa*	1982
	53	Steve Alatorre, vs. Wisc.*	1981
18.	51	Tee Martin, at Florida	1999
	51	Tee Martin, at Arkansas	1999

*Neutral Site

TOTAL YDS (PASS + RUSH)

GAME

1.	530	Tyler Bray vs. Troy	2012
2.	508	Peyton Manning at Kentucky	1997
3.	475	Peyton Manning vs. Florida	1996
4.	467	Joshua Dobbs at S.Carolina	2014
5.	459	Joshua Dobbs at Texas A&M	2016
6.	430	Joshua Dobbs vs. Georgia	2015
7.	417	Tony Robinson vs. UCLA	1985
8.	416	Peyton Manning vs. N'western*	1997
9.	413	Joshua Dobbs vs. Missouri	2016
10.	411	Tyler Bray vs. Missouri	2012
11.	409	Joshua Dobbs vs. Nebraska	2016
12.	409	Peyton Manning vs. So. Miss.	1997
13.	408	Tyler Bray vs. Cincinnati	2011
14.	407	Andy Kelly vs. Notre Dame	1990
15.	399	Joshua Dobbs vs. Florida	2016
16.	394	Tyler Bray vs. Akron	2012
17.	393	Joshua Dobbs at Vanderbilt	2016
18.	389	Tony Robinson vs. Florida	1984
19.	386	Casey Clausen vs. Clemson*	2003
	386	Andy Kelly at Florida	1991
21.	383	Andy Kelly vs. Auburn	1991
22.	379	Casey Clausen, vs. Mich.*	2001
23.	376	Erik Ainge, at Kentucky	2007
24.	375	Peyton Manning, vs. Auburn	1997
	375	Bobby Scott, vs. Florida	1970

*Neutral Site

SEASON

1.	3,789	Peyton Manning	1997
2.	3,777	Joshua Dobbs	2016
3.	3,578	Tyler Bray	2012
4.	3,490	Erik Ainge	2007
5.	3,156	Peyton Manning	1996
6.	2,962	Joshua Dobbs	2015
7.	2,960	Peyton Manning	1995
8.	2,933	Casey Clausen	2001
9.	2,923	Casey Clausen	2003
10.	2,887	Erik Ainge	2006
11.	2,819	Andy Kelly	1991
12.	2,748	Jonathan Crompton	2009

3,000-YARD SEASONS

Year	Name (Class), Pos.	Plays-Yds.
1997	Peyton Manning (Sr.), QB	526-3,789
2016	Joshua Dobbs (Sr.), QB	507-3,777
2012	Tyler Bray (Jr.), QB	466-3,578
2007	Erik Ainge (Sr.), QB	535-3,490
1996	Peyton Manning (Jr.), QB	322-3,156

2,000-YARD SEASONS

Year	Name (Class), Pos.	Plays-Yds.
2015	Joshua Dobbs (Jr.) QB	490-2,962
1995	Peyton Manning (So.), QB	421-2,960
2001	Casey Clausen (So.), QB	418-2,933
2003	Casey Clausen (Sr.), QB	476-2,923
2006	Erik Ainge (Jr.), QB	374-2,887
1991	Andy Kelly (Sr.), QB	418-2,819
2009	J. Crompton (Sr.), QB	428-2,748
1999	Tee Martin (Sr.), QB	386-2,634
1998	Tee Martin (Jr.), QB	370-2,451
1993	Heath Shuler (Jr.), QB	331-2,426
2002	Casey Clausen (Jr.), QB	371-2,290
1988	Jeff Francis (Sr.), QB	411-2,289
1990	Andy Kelly (Jr.), QB	342-2,259
1984	Tony Robinson (Jr.), QB	331-2,089
1978	Jimmy Streater (Jr.), QB	344-2,011

1,500-YARD SEASONS

Year	Name (Class), Pos.	Plays-Yds.
1992	Heath Shuler (So.), QB	329-1,998
1982	Alan Cockrell (So.), QB	347-1,963
2011	Tyler Bray (So.), QB	231-1,913
1986	Jeff Francis (So.), QB	271-1,855
1970	Bobby Scott (Sr.), QB	303-1,786
1966	Dewey Warren (Jr.), QB	299-1,757
2010	Tyler Bray (Fr.), QB	244-1,746
2014	Joshua Dobbs (So.), QB	281-1,675
1983	Alan Cockrell (Jr.), QB	285-1,661
1979	Jimmy Streater (Sr.), QB	243-1,633
1987	Jeff Francis (Jr.), QB	244-1,582
1973	C. Holloway (Jr.), QB	282-1,582
1975	Randy Wallace (Jr.), QB	277-1,529
1968	Bubba Wyche (Sr.), QB	341-1,502

1,000-YARD SEASONS

Year	Name (Class), Pos.	Plays-Yds.
1969	Bobby Scott (Jr.), QB	281-1,475
2014	Justin Worley (Sr.), QB	297-1,474
2001	Travis Stephens (Sr.), TB	291-1,464
1995	Jay Graham (Jr.), TB	272-1,438
2000	Casey Clausen (Fr.), QB	234-1,431
2004	Erik Ainge (Fr.), QB	225-1,423
1974	C. Holloway (Jr.), QB	233-1,413
2005	Rick Clausen (Sr.), QB	234-1,411
1987	Reggie Cobb (Fr.), TB	250-1,395
1997	Jamal Lewis (Fr.), TB	233-1,374
2010	Matt Simms (Jr.), QB	240-1,352
2009	M. Hardesty (Sr.), TB	283-1,345
1981	Steve Alatorre (Sr.), QB	237-1,330
1990	Tony Thompson (Sr.), TB	224-1,327
1985	Tony Robinson (Sr.), QB	187-1,321
2000	Travis Henry (Sr.), TB	253-1,314
2014	Justin Worley (Jr.), QB	215-1,295
1976	Randy Wallace (Sr.), QB	244-1,295
1984	Johnnie Jones (Sr.), TB	229-1,290
2015	Jalen Hurd (So.), TB	277-1,288
1989	Andy Kelly (So.), QB	188-1,266
1989	Chuck Webb (Fr.), TB	209-1,236
1951	Hank Lauricella (Sr.), TB	162-1,233
2007	Arian Foster (Jr.), TB	245-1,193
1985	Daryl Dickey (Sr.), QB	160-1,165
1993	Charlie Garner (Sr.), TB	159-1,161
1963	Mallon Faircloth (Sr.), TB	212-1,161
1977	Jimmy Streater (So.), QB	241-1,139
1955	Johnny Majors (Jr.), TB	248-1,133
1953	Jimmy Wade (Sr.), TB	221-1,126
2014	Rajion Neal (Sr.) TB	216-1,124
1983	Johnnie Jones (Jr.), TB	191-1,116
1994	Peyton Manning (Fr.), QB	165-1,115
2004	Gerald Riggs, Jr. (Jr.), TB	193-1,107
1956	Johnny Majors (Sr.), TB	167-1,101
1972	C. Holloway (Jr.), QB	243-1,073
1967	Dewey Warren (Sr.), QB	177-1,053
1994	James Stewart (Sr.), TB	171-1,042
2010	Tauren Poole (Jr.), RB	204-1,034
2004	Cedric Houston (Sr.), TB	181-1,005

CAREER

1.	11,020	Peyton Manning	1994-97
2.	9,577	Casey Clausen	2000-03
3.	9,298	Joshua Dobbs	2013-Pres.
4.	8,473	Erik Ainge	2004-07
5.	7,237	Tyler Bray	2010-12
6.	6,427	Andy Kelly	1988-91
7.	5,900	Jeff Francis	1985-88
8.	5,206	Tee Martin	1996-99
9.	4,807	Jimmy Streater	1976-79
10.	4,472	Heath Shuler	1991-93
11.	4,171	J. Crompton	2006-09
12.	4,068	C. Holloway	1972-74

CAREER YARDS LEADERS

1. PEYTON MANNING, QB (1994-97)

	Plays	Rush	Pass	Total
1994	165	-26	1,141	1,115
1995	421	6	2,954	2,960
1996	422	-131	3,287	3,156
1997	526	-30	3,819	3,789
TOTALS	1,534	-181	11,201	11,020

2. JOSHUA DOBBS, QB (2013-16)

	Plays	Rush	Pass	Total
2013	159	189	695	884
2014	281	469	1,206	1,675
2015	490	671	2,291	2,962
2016	507	831	2,946	3,777
TOTALS	1,437	2,160	7,138	9,936

3. CASEY CLAUSEN, QB (2000-03)

	Plays	Rush	Pass	Total
2000	234	-42	1,473	1,431
2001	418	-36	2,969	2,933
2002	371	-7	2,297	2,290
2003	476	-45	2,968	2,923
TOTALS	1,499	-130	9,707	9,577

4. ERIK AINGE, QB (2004-07)

	Plays	Rush	Pass	Total
2004	214	-29	1,452	1,423
2005	169	-64	737	673
2006	374	-102	2,989	2,887
2007	535	-32	3,522	3,490
TOTALS	1,292	-227	8,700	8,473

5. TYLER BRAY, QB (2010-12)

	Plays	Rush	Pass	Total
2010	244	-103	1,849	1,746
2011	273	-70	1,983	1,913
2012	466	-34	3,612	3,578
TOTALS	983	-207	7,444	7,237

6. ANDY KELLY, QB (1988-91)

	Plays	Rush	Pass	Total
1988	34	-15	98	83
1989	188	-33	1,299	1,266
1990	342	18	2,241	2,259
1991	418	60	2,759	2,819
TOTALS	982	30	6,397	6,427

7. JEFF FRANCIS, QB (1985-88)

	Plays	Rush	Pass	Total
1985	30	2	172	174
1986	271	-91	1,946	1,855
1987	244	70	1,512	1,582
1988	411	52	2,237	2,289
TOTALS	956	33	5,867	5,900

Others	Plays	Rush	Pass	Total
8. Tee Martin, 1996-99	792	614	4,592	5,206
9. Jimmy Streater, 1976-79	836	1,374	3,433	4,807
10. Heath Shuler, 1991-93	671	383	4,089	4,472
11. Jonathan Crompton, 2006-09	730	-16	4,187	4,171
12. Condredge Holloway, 1972-74	758	966	3,102	4,068
13. Alan Cockrell, 1981-83	684	-16	3,823	3,807
14. Bobby Scott, 1968-70	671	209	3,371	3,580
15. Tony Robinson, 1982-85	545	195	3,332	3,527
16. Dewey Warren, 1965-67	602	162	3,357	3,519
17. Randy Wallace, 1974-76	598	572	2,536	3,108
18. Travis Henry, 1997-2000	557	3,078	—	3,078

YEAR-BY-YEAR LEADERS

Year	Name	Rushing	Passing	Total Yardage	Per Game
1950	Hank Lauricella	575	364	939	--
1951	Hank Lauricella	881	352	1,233	--
1952	Andy Kozar	660	—	660	--
1953	Jimmy Wade	675	451	1,126	--
1954	Tom Tracy	794	—	794	--
1955	Johnny Majors	657	476	1,133	--
1956	Johnny Majors	549	552	1,101	--
1957	Bobby Gordon	526	260	786	--
1958	Bill Majors	294	215	509	--
1959	Gene Etter	196	298	494	--
1960	Glenn Glass	478	167	645	--
1961	Mallon Faircloth	475	460	935	--
1962	Mallon Faircloth	376	261	637	--
1963	Mallon Faircloth	652	509	1,161	--
1964	Art Galiffa	20	338	358	--
1965	Dewey Warren	121	588	709	--
1966	Dewey Warren	41	1,716	1,757	--
1967	Dewey Warren	—	1,053	1,053	--
1968	Bubba Wyche	-37	1,539	1,502	--
1969	Bobby Scott	123	1,352	1,475	--
1970	Bobby Scott	89	1,697	1,786	162.4
1971	Curt Watson	766	—	766	76.6
1972	Condredge Holloway	266	807	1,073	107.3
1973	Condredge Holloway	433	1,149	1,582	143.8
1974	Condredge Holloway	267	1,146	1,413	128.4
1975	Randy Wallace	211	1,318	1,529	127.4
1976	Randy Wallace	249	1,046	1,295	117.7
1977	Jimmy Streater	397	742	1,139	113.9
1978	Jimmy Streater	593	1,418	2,011	182.8
1979	Jimmy Streater	377	1,256	1,633	181.4
1980	Steve Alatorre	216	747	963	96.3
1981	Steve Alatorre	159	1,171	1,330	133.0
1982	Alan Cockrell	-58	2,021	1,963	178.5
1983	Alan Cockrell	-22	1,683	1,661	151.0
1984	Tony Robinson	126	1,963	2,089	208.9
1985	Tony Robinson	75	1,246	1,321	264.2
1986	Jeff Francis	-91	1,946	1,855	168.6
1987	Jeff Francis	70	1,512	1,582	175.8
1988	Jeff Francis	52	2,237	2,289	208.1
1989	Andy Kelly	-33	1,299	1,266	126.6
1990	Andy Kelly	18	2,241	2,259	188.3
1991	Andy Kelly	60	2,759	2,819	256.3
1992	Heath Shuler	286	1,712	1,998	181.6
1993	Heath Shuler	73	2,353	2,427	220.6
1994	Peyton Manning	-26	1,141	1,115	111.5
1995	Peyton Manning	6	2,954	2,960	269.0
1996	Peyton Manning	-131	3,287	3,156	286.9
1997	Peyton Manning	-30	3,819	3,789	315.8
1998	Tee Martin	287	2,164	2,451	204.3
1999	Tee Martin	317	2,317	2,634	239.5
2000	Casey Clausen	-42	1,473	1,431	159.0
2001	Casey Clausen	-36	2,969	2,933	244.4
2002	Casey Clausen	-7	2,297	2,290	208.2
2003	Casey Clausen	-45	2,968	2,923	224.8
2004	Erik Ainge	-29	1,452	1,423	158.1
2005	Rick Clausen	-30	1,441	1,411	156.8
2006	Erik Ainge	-102	2,989	2,887	240.6
2007	Erik Ainge	-32	3,522	3,490	249.3
2008	Jonathan Crompton	27	889	916	114.5
2009	Jonathan Crompton	-52	2,800	2,748	211.4
2010	Tyler Bray	-103	1,849	1,746	194.0
2011	Tyler Bray	-70	1,983	1,913	273.3
2012	Tyler Bray	-34	3,612	3,578	298.2
2013	Justin Worley	56	1,239	1,295	161.9
2014	Joshua Dobbs	469	1,206	1,675	279.2
2015	Joshua Dobbs	671	2,291	2,962	227.8
2016	Joshua Dobbs	831	2,946	3,777	290.5

*NCAA began compiling per-game averages in 1970.



PASSING

INDIVIDUAL GAME

Attempts—65, Peyton Manning (Florida 1996)
 Completions—37, Peyton Manning (Florida 1996); A.J. Suggs (LSU 2000); Tyler Bray (Missouri 2012)

Completion percentage—

- Min. 100 atts.—92.3, Joshua Dobbs (Tennessee Tech, 2016; 12 of 13)
- Min. 20 atts.—95.8, Tee Martin (South Carolina 1998; 23 of 24)
- Min. 30 atts.—91.2, Joshua Dobbs (Vanderbilt 2016, 31 of 34)

Consecutive completions—23, Tee Martin (South Carolina 1998)

Yards—530, Tyler Bray (Troy 2012)

Yards, half—313, Tyler Bray (Troy 2012)

Touchdown passes—7, Erik Ainge (Kentucky 2007)

Passes had intercepted—4, Bobby Scott (Auburn 1970); Jeff Francis (Alabama 1987); Peyton Manning (Florida 1996)

Longest pass play—90, Casey Clausen to Mark Jones (Georgia 2003)

INDIVIDUAL SEASON

Attempts—519, Erik Ainge 2007

Completions—325, Erik Ainge 2007

Completion percentage—

- Min. 100 atts.—64.9, Daryl Dickey 1985 (85 of 131)
- Min. 200 atts.—64.6, Heath Shuler 1993 (184 of 285)
- Min. 300 atts.—67.0, Erik Ainge 2006 (233 of 348)
- Min. 400 atts.—62.6, Erik Ainge 2007 (325 of 519)

Yards—3,819, Peyton Manning 1997

Touchdown passes—36, Peyton Manning 1997

Consecutive games throwing TD pass—12, Heath Shuler 1993

Consecutive completions—24, Tee Martin 1998 (1 vs. Alabama, 23 vs. South Carolina)

Consecutive attempts without interception—143, Casey Clausen 2003

Passes had intercepted—16, Jimmy Streater 1979

Lowest interception percentage—

- Min. 100 atts.—0.76, Daryl Dickey 1985 (1 in 131 atts.)
- Min. 200 atts.—1.05, Peyton Manning 1995 (4 in 380 atts.)
- Min. 300 atts.—1.05, Peyton Manning 1995 (4 in 380 atts.)
- Min. 400 atts.—1.93, Erik Ainge 2007 (10 in 519 atts.)

INDIVIDUAL CAREER

Attempts—1,381, Peyton Manning 1994-97
 Completions—863, Peyton Manning 1994-97

Completion percentage—

- Min. 100 atts.—63.0, Daryl Dickey 1981-85 (102 of 162)
- Min. 400 atts.—62.5, Peyton Manning 1994-97 (863 of 1,381)
- Min. 500 atts.—62.5, Peyton Manning 1994-97 (863 of 1,381)
- Min. 750 atts.—62.5, Peyton Manning 1994-97 (863 of 1,381)

Yards—11,201, Peyton Manning 1994-97

Touchdown passes—89, Peyton Manning 1994-97

Consecutive games throwing TD pass—18, Heath Shuler Oct. 17, 1992-Jan. 1, 1994

Passes had intercepted—38, Andy Kelly 1988-91

Lowest interception percentage—

- Min. 150 atts.—1.23, Daryl Dickey 1981-85 (2 in 162 atts.)
- Min. 400 atts.—2.34, Heath Shuler 1991-93 (12 in 513 atts.)
- Min. 500 atts.—2.34, Heath Shuler 1991-93 (12 in 513 atts.)
- Min. 750 atts.—2.39, Peyton Manning 1994-97 (33 in 1,381 atts.)

ATTEMPTS

GAME

1.	65	Peyton Manning vs. Florida	1996
2.	60	Andy Kelly vs. Notre Dame	1990
3.	59	A.J. Suggs at LSU (OT)	2000
4.	56	Andy Kelly at Florida	1991
5.	55	Casey Clausen vs. Clemson*	2004
	55	Andy Kelly vs. Colorado*	1990
7.	54	Tyler Bray vs. Missouri	2012
8.	53	Peyton Manning vs. So. Miss.	1997
9.	51	Peyton Manning at Florida	1997
10.	48	Tyler Bray at Florida	2011
11.	47	Joshua Dobbs at Texas A&M	2016
	47	Tyler Bray vs. Troy	2012
	47	Erik Ainge at California	2007
	47	Casey Clausen at Auburn	2003
15.	46	Erik Ainge vs. Alabama	2006
	46	Peyton Manning at Arkansas	1995
17.	45	Erik Ainge at Kentucky	2007
	45	Bubba Wyche at Auburn	1968
	45	Tyler Bray at Georgia	2012

SEASON

1.	519	Erik Ainge	2007
2.	477	Peyton Manning	1997
3.	451	Tyler Bray	2012
4.	412	Casey Clausen	2003
5.	384	Jonathan Crompton	2009
6.	380	Peyton Manning	1996
	380	Peyton Manning	1995
8.	361	Andy Kelly	1991
9.	357	Joshua Dobbs	2016
10.	354	Casey Clausen	2001
11.	348	Erik Ainge	2006
12.	344	Joshua Dobbs	2015
13.	314	Jeff Francis	1988
14.	310	Casey Clausen	2002
15.	305	Tee Martin	1999

CAREER

1.	1,381	Peyton Manning	1994-97
2.	1,270	Casey Clausen	2000-03
3.	1,210	Erik Ainge	2004-07
4.	999	Joshua Dobbs	2013-16
5.	922	Tyler Bray	2010-12
6.	846	Andy Kelly	1988-91
7.	768	Jeff Francis	1985-88
8.	629	Jonathan Crompton	2006-09
9.	588	Tee Martin	1996-99
10.	568	Alan Cockrell	1981-83
11.	558	Justin Worley	2011-14
12.	513	Heath Shuler	1991-93

COMPLETIONS

GAME

1.	37	Tyler Bray vs. Missouri (OT)	2012
	37	A.J. Suggs at LSU (OT)	2000
	37	Peyton Manning vs. Florida	1996
4.	35	Peyton Manning vs. So. Miss.	1997
	35	Peyton Manning at Arkansas	1995
	35	Andy Kelly vs. Notre Dame	1990
7.	34	Tyler Bray vs. Cincinnati	2011
8.	33	Andy Kelly at Florida	1991
	33	Andy Kelly vs. Colorado*	1990
10.	32	Erik Ainge at California	2007
11.	31	Joshua Dobbs at Vanderbilt	2016
	31	Casey Clausen vs. Clemson*	2004
	31	Peyton Manning vs. Georgia	1997
	31	Peyton Manning at Georgia	1996
15.	30	Casey Clausen vs. Florida	2002
	30	Casey Clausen at Auburn	2003

SEASON

1.	325	Erik Ainge	2007
2.	287	Peyton Manning	1997
3.	268	Tyler Bray	2012
4.	244	Peyton Manning	1995
5.	243	Peyton Manning	1996
6.	233	Erik Ainge	2006
	233	Casey Clausen	2003
8.	228	Andy Kelly	1991
9.	227	Casey Clausen	2001
10.	225	Joshua Dobbs	2016
11.	224	Jonathan Crompton	2009

CAREER

1.	863	Peyton Manning	1994-97
2.	775	Casey Clausen	2000-03
3.	733	Erik Ainge	2004-07
4.	614	Joshua Dobbs	2013-16
5.	540	Tyler Bray	2010-12
6.	514	Andy Kelly	1988-91
7.	476	Jeff Francis	1985-88
8.	348	J. Crompton	2006-09
9.	329	Justin Worley	2011-14
10.	326	Tee Martin	1996-99
11.	317	Alan Cockrell	1981-83
12.	316	Heath Shuler	1991-93

CONSECUTIVE COMPLETIONS

1.	24	Tee Martin vs. Alabama/at USC	1998
2.	15	E. Ainge vs. Air Force	2006
3.	14	Tyler Bray vs. Georgia State/Florida	2012
4.	13	Justin Worley vs. Utah State	2014
	13	Casey Clausen vs. Kentucky	2000
	13	Jeff Francis vs. Indiana*	1987
7.	12	Peyton Manning at Kentucky	1997
8.	11	Joshua Dobbs vs. Tennessee Tech at Vanderbilt	2016
	11	Heath Shuler vs. Louisville	1993

YARDS

■ HALF

1.	313	Tyler Bray vs. Troy (1)	2012
2.	308	Tyler Bray at Memphis (1)	2010
3.	305	J. Crompton vs. Memphis (1)	2009
4.	285	P. Manning vs. N'western* (1)	1997
5.	282	Tyler Bray vs. Cincinnati (1)	2011
	282	Bobby Scott vs. Florida (1)	1970
7.	278	P. Manning at Kentucky (1)	1997
	278	Jeff Francis at Alabama (1)	1987
9.	277	P. Manning vs. Florida (2)	1996
10.	271	Erik Ainge at Kentucky (2)	2007
11.	265	Tyler Bray vs. Mississippi (1)	2010

■ GAME

1.	530	Tyler Bray vs. Troy	2012
2.	523	Peyton Manning at Kentucky	1997
3.	492	Peyton Manning vs. Florida	1996
4.	408	Peyton Manning vs. N'western*	1996
5.	405	Tyler Bray vs. Cincinnati	2011
6.	404	Tyler Bray vs. Missouri	2012
7.	401	Tyler Bray vs. Akron	2012
8.	399	Peyton Manning vs. So. Miss.	1997
	399	Andy Kelly vs. Notre Dame	1990
10.	398	Joshua Dobbs at Texas A&M	2016
11.	397	Erik Ainge at Kentucky (OT)	2007
12.	393	Casey Clausen vs. Michigan*	2001
13.	392	Andy Kelly at Florida	1991
14.	387	Tony Robinson vs. UCLA	1985
15.	385	Bobby Scott vs. Florida	1970
16.	384	Casey Clausen vs. Clemson*	2004
	384	Peyton Manning at Arkansas	1995
18.	373	Peyton Manning vs. Auburn	1997
19.	371	Peyton Manning at Georgia	1996
	371	Tony Robinson vs. Florida	1984
21.	368	Andy Kelly vs. Colorado	1990
	368	Tyler Bray at So. Carolina	2012

■ SEASON

1.	3,819	Peyton Manning	1997
2.	3,612	Tyler Bray	2012
3.	3,522	Erik Ainge	2007
4.	3,287	Peyton Manning	1996
5.	2,989	Erik Ainge	2006
6.	2,969	Casey Clausen	2001
7.	2,968	Casey Clausen	2003
8.	2,954	Peyton Manning	1995
9.	2,946	Joshua Dobbs	2016
10.	2,800	Jonathan Crompton	2009
11.	2,759	Andy Kelly	1991
12.	2,353	Heath Shuler	1993

■ CAREER

1.	11,201	Peyton Manning	1994-97
2.	9,707	Casey Clausen	2000-03
3.	8,700	Erik Ainge	2004-07
4.	7,444	Tyler Bray	2010-12
5.	7,138	Joshua Dobbs	2013-16
6.	6,397	Andy Kelly	1988-91
7.	5,867	Jeff Francis	1985-88
8.	4,592	Tee Martin	1996-99
9.	4,187	Jonathan Crompton	2006-09
10.	4,088	Heath Shuler	1991-93
11.	3,823	Alan Cockrell	1981-83

TOUCHDOWNS

■ GAME

1.	7	Erik Ainge at Kentucky (OT)	2007
2.	5	Tyler Bray vs. Troy	2012
	5	Tyler Bray at Memphis	2010
	5	Jonathan Crompton vs. Memphis	2009
	5	Jonathan Crompton vs. WKU	2009
	5	Casey Clausen vs. Mississippi St.	2003
	5	Casey Clausen vs. Memphis	2001
	5	Casey Clausen vs. Arkansas	2000
	5	Peyton Manning at Kentucky	1997
	5	Peyton Manning vs. Texas Tech	1997
	5	Heath Shuler at Florida	1993
	5	Andy Kelly vs. Kentucky	1990

■ SEASON

1.	36	Peyton Manning	1997
2.	34	Tyler Bray	2012
3.	31	Erik Ainge	2007
4.	27	Joshua Dobbs	2016
	27	Jonathan Crompton	2009
	27	Casey Clausen	2003
7.	25	Heath Shuler	1993
8.	22	Casey Clausen	2001
	22	Peyton Manning	1995
10.	20	Peyton Manning	1996
11.	19	Erik Ainge	2006
		Tee Martin	1998

■ CAREER

1.	89	Peyton Manning	1994-97
2.	75	Casey Clausen	2000-03
3.	72	Erik Ainge	2004-07
4.	69	Tyler Bray	2010-12
5.	53	Joshua Dobbs	2013-16
5.	36	Jonathan Crompton	2006-09
	36	Heath Shuler	1991-93
	36	Andy Kelly	1988-91
8.	32	Tee Martin	1996-99
	32	Bobby Scott	1968-70
10.	31	Jeff Francis	1985-88

LONGEST PASS PLAYS

1.	90	Casey Clausen to Mark Jones vs. Georgia	2003
2.	87	Andy Kelly to Carl Pickens vs. Auburn	1991
3.	85	Alan Cockrell to Clyde Duncan vs. Vanderbilt	1983
	85	Jimmy Streater to Anthony Hancock vs. Vanderbilt	1979
5.	84	Erik Ainge to Robert Meachem at Memphis	2006
	84	Andy Kelly to Anthony Morgan vs. Arkansas*	1989
7.	82	Andy Kelly to Alvin Harper at Auburn	1990
	82	Bobby Scott to Lester McClain at Memphis State	1969
9.	81	Tyler Bray to Justin Hunter vs. Montana	2011
+81		Condredge Holloway to Tommy West at Vanderbilt	1974
11.	80	Tyler Bray to Justin Hunter vs. Mississippi	2011
	80	Erik Ainge to Robert Meachem vs. California	2006
	80	Casey Clausen to Donte Stallworth vs. Vanderbilt	2001
	80	Peyton Manning to Peerless Price vs. Kentucky	1996
	80	Peyton Manning to Joey Kent at Alabama	1995

80	Steve Alatorre to Willie Gault vs. Vanderbilt	1981
80	Alan Cockrell to Lenny Taylor at Alabama	1983
80	Alan Cockrell to Clyde Duncan at Alabama	1983

*Non-Scoring Play

CONSECUTIVE GAMES THROWING TD PASS

1.	18	Heath Shuler	10/17/1992-1/1/1994
2.	13	Tony Robinson	9/29/1984-10/12/1985
3.	12	Casey Clausen	11/3/2001-10/5/2002
4.	11	Erik Ainge	9/5/2004-9/15/2005
	11	Peyton Manning	1/1/1996-11/23/1996
6.	10	Tyler Bray	10/30/2010-10/8/2011
	10	Andy Kelly	11/10/1990-10/12/1991

CONSECUTIVE ATTEMPTS W/O INTERCEPTION

1.	143	Casey Clausen	2003
2.	142	Jonathan Crompton	2009
3.	136	Erik Ainge	2006
4.	132	Peyton Manning	1995
5.	118	Erik Ainge	2007
6.	117	Tyler Bray	2012
7.	106	Nick Stephens	2008
	106	Daryl Dickey	1985

*Neutral Site

400-YARD GAMES

■ SEASON

1.	3	Tyler Bray	2012
2.	2	Peyton Manning	1997
3.	1	Tyler Bray	2011

■ CAREER

1.	4	Tyler Bray	2010-12
2.	3	Peyton Manning	1994-97

300-YARD GAMES

■ SEASON

1.	10	Peyton Manning	1997
2.	6	Tyler Bray	2012
3.	4	Tyler Bray	2010
	4	Peyton Manning	1996
	4	Peyton Manning	1995
	4	Andy Kelly	1991
7.	3	Joshua Dobbs	2016
	3	Erik Ainge	2007
	3	Erik Ainge	2006
	3	Casey Clausen	2003
	3	Casey Clausen	2001

■ CAREER

1.	18	Peyton Manning	1994-97
2.	12	Tyler Bray	2010-12
3.	7	Casey Clausen	2000-03
4.	6	Erik Ainge	2004-07
5.	5	Joshua Dobbs	2013-16
	5	Andy Kelly	1988-91

300-YARD GAMES

Yards	Name	Opponent	Year
530	Tyler Bray	Troy	2012
523	Peyton Manning	Kentucky	1997
492	Peyton Manning	Florida	1996
408	Peyton Manning	Northwestern (Citrus Bowl)	1997
405	Tyler Bray	Cincinnati	2011
404	Tyler Bray	Missouri	2012
401	Tyler Bray	Akron	2012
399	Peyton Manning	Southern Mississippi	1997
399	Andy Kelly	Notre Dame	1990
398	Joshua Dobbs	Texas A&M	2016
397	Erik Ainge	Kentucky	2007
393	Casey Clausen	Michigan (Citrus Bowl)	2001
392	Andy Kelly	Florida	1991
387	Tony Robinson	UCLA	1985
385	Bobby Scott	Florida	1970
384	Casey Clausen	Clemson (Peach Bowl)	2004
384	Peyton Manning	Arkansas	1995
373	Peyton Manning	Auburn	1997
371	Peyton Manning	Georgia	1996
371	Tony Robinson	Florida	1984
368	Tyler Bray	South Carolina	2012
368	Andy Kelly	Colorado	1990
365	Erik Ainge	Wisconsin (Outback Bowl)	2008
362	Casey Clausen	Kentucky	2000
362	Peyton Manning	South Carolina	1996
358	Jeff Francis	Alabama	1987
355	Casey Clausen	Auburn	2003
355	Heath Shuler	Florida	1993
355	Andy Kelly	Auburn	1991
354	Tyler Bray	Kentucky	2010
354	Jeff Francis	Georgia	1988
353	Peyton Manning	Florida	1997
349	Rick Clausen	Kentucky	2004
349	Peyton Manning	Georgia	1995
343	Peyton Manning	Georgia	1997
342	Tyler Bray	Buffalo	2011
342	Casey Clausen	Mississippi State	2003
341	Peyton Manning	UCLA	1997
340	Joshua Dobbs	Vanderbilt	2016
338	Bubba Wyche	Auburn	1968
334	Erik Ainge	Arkansas State	2007
334	Jeff Francis	Army	1986
333	Tyler Bray	North Carolina State	2012
333	Erik Ainge	Air Force	2006
332	Casey Clausen	LSU (SEC Title Game)	2001
331	Jonathan Crompton	Memphis	2009



Tyler Bray set the UT record for most passing yards in a single game when he threw for 530 yards against Troy on Nov. 3, 2012.

330	Andy Kelly	Mississippi State	1991
326	Peyton Manning	Florida	1995
325	Tyler Bray	Memphis	2010
324	Erik Ainge	Memphis	2006
324	Peyton Manning	Mississippi	1997
323	Tyler Bray	Mississippi	2010
319	Joshua Dobbs	Florida	2016
319	A.J. Suggs	LSU	2000
319	Andy Kelly	Memphis State	1991
319	Steve Alatorre	Vanderbilt	1981
317	Peyton Manning	Kentucky	1996
315	Tee Martin	South Carolina	1998
315	Steve Alatorre	Wisconsin (Garden State Bowl)	1981
312	Joshua Dobbs	Georgia	2015
312	Tyler Bray	No. Carolina (Music City Bowl)	2010
311	Tee Martin	Arkansas	1999
310	Tyler Bray	Georgia State	2012
310	Jonathan Crompton	Georgia	2009
310	Rick Clausen	Georgia	2005
310	Peyton Manning	Texas Tech	1997
309	Casey Clausen	LSU	2001
309	Jeff Francis	Alabama	1986
307	Heath Shuler	Arkansas	1993
304	Peyton Manning	Alabama	1997
302	Erik Ainge	Alabama	2006
301	Joshua Dobbs	South Carolina	2014
301	Peyton Manning	Alabama	1995
300	Andy Kelly	Kentucky	1990
300	Tony Robinson	Florida	1985

WINS BY STARTING QUARTERBACKS

Name (Years)	Overall	Pct.	Home	Road	Neutral
Peyton Manning (1994-97)	39-6-0	.867	22-2-0	13-3-0	4-1-0
Casey Clausen (2000-03)	34-10-0	.773	18-5-0	14-1-0	2-4-0
Erik Ainge (2004-07)	27-10-0	.730	15-4-0	11-4-0	1-2-0
Andy Kelly (1988-91)	24-5-2	.790	14-2-0	8-2-1	2-1-1
Condredge Holloway (1972-74)	23-9-2	.705	13-3-1	6-5-1	4-1-0
Joshua Dobbs (2013-16)	23-12-0	.647	12-6-0	6-6-0	5-0-0
Tee Martin (1996-99)	22-3-0	.880	13-0-0	7-2-0	2-1-0
Bobby Scott (1968-70)	20-3-0	.869	11-0-0	7-2-0	2-1-0
Jeff Francis (1985-88)	20-12-1	.621	10-7-1	7-5-0	3-0-0
Heath Shuler (1991-93)	19-5-0	.792	11-2-0	7-2-0	1-1-0
Dewey Warren (1965-67)	19-6-0	.760	9-2-0	6-3-0	4-1-0
Alan Cockrell (1981-83)	17-8-1	.673	11-4-0	4-3-1	2-1-0
Tyler Bray (2010-12)	13-11-0	.542	10-4-0	2-6-0	1-1-0
Jimmy Streater (1977-79)	13-12-2	.646	11-5-1	2-7-0	0-1-0
Randy Wallace (1974-76)	12-10-0	.545	8-6-0	4-4-0	0-0-0
Bubba Wyche (1967-68)	10-2-1	.807	6-0-1	4-1-0	0-1-0
Tony Robinson (1983-85)	10-5-1	.656	6-2-1	4-2-0	0-1-0
Jonathan Crompton (2006-09)	10-9-0	.526	8-3-0	2-5-0	0-1-0

Note: Quarterback not listed as position prior to 1964.



Vol quarterback Peyton Manning holds most of UT's total offense and passing records and has the most wins by a starting QB with 39.

CAREER YARDS LEADERS

1. PEYTON MANNING, QB (1994-97), NEW ORLEANS, LA.

	Att.	Comp.	Pct.	Yards	TDs
1994	144	89	61.8	1,141	11
1995	380	244	64.2	2,954	22
1996	380	243	63.9	3,287	20
1997	477	287	60.2	3,819	36
TOTALS	1,381	863	62.5	11,201	89

2. CASEY CLAUSEN, QB (2000-03), NORTHRIDGE, CALIF.

	Att.	Comp.	Pct.	Yards	TDs
2000	194	121	64.2	1,473	15
2001	354	227	64.1	2,969	22
2002	310	194	62.6	2,297	11
2003	412	233	56.6	2,968	27
TOTALS	1,270	775	61.0	9,707	75

3. ERIK AINGE, QB (2004-07), HILLSBORO, ORE.

	Att.	Comp.	Pct.	Yards	TDs
2004	198	109	55.1	1,452	17
2005	145	66	45.5	737	5
2006	348	233	67.0	2,989	19
2007	519	325	62.9	3,522	31
TOTALS	1,210	733	60.6	8,700	72

4. TYLER BRAY, QB (2010-12), KINGSBURG, CALIF.

	Att.	Comp.	Pct.	Yards	TDs
2010	224	125	55.8	1,849	18
2011	247	147	59.5	1,983	17
2012	451	268	59.4	3,612	34
TOTALS	922	540	58.6	7,444	69

5. JOSHUA DOBBS, QB (2013-16), ALPHARETTA, GA.

	Att.	Comp.	Pct.	Yards	TDs
2013	121	72	59.5	695	2
2014	177	112	63.3	1,206	9
2015	344	205	59.6	2,291	15
2016	357	225	63.0	2,946	27
TOTALS	999	614	61.5	7,138	53

6. ANDY KELLY, QB (1988-91), DAYTON, TENN.

	Att.	Comp.	Pct.	Yards	TDs
1988	25	15	60.0	98	0
1989	156	92	59.0	1,299	7
1990	304	179	58.9	2,241	14
1991	361	228	63.2	2,759	15
TOTALS	846	514	60.8	6,397	36

Others

	Att.	Comp.	Pct.	Yds.	TDs
7. Jeff Francis, 1985-88, Mt. Prospect, Ill.	768	476	62.0	5,867	31
8. Tee Martin, 1996-99, Mobile, Ala.	588	326	55.4	4,592	32
9. Jonathan Crompton, 2006-09, Waynesville, N.C.	629	348	55.3	4,187	36
10. Heath Shuler, 1991-93, Bryson City, N.C.	513	316	61.6	4,088	36
11. Alan Cockrell, 1981-83, Joplin, Mo.	568	317	55.8	3,823	26
12. Justin Worley, 2011-14, Rock Hill, S.C.	558	329	59.0	3,556	23
13. Jimmy Streater, 1976-79, Sylva, N.C.	467	241	51.6	3,433	17
14. Bobby Scott, 1968-70, Rossville, Ga.	498	236	47.4	3,371	32
15. Dewey Warren, 1965-67, Savannah, Ga.	440	258	58.6	3,357	27
16. Tony Robinson, 1982-85, Tallahassee, Fla.	411	253	61.6	3,332	23

YEAR-BY-YEAR LEADERS

Year	Name	Att.	Comp.	Int.	Pct.	TD	Yds.	Avg.*
1950	Hank Lauricella	72	23	7	31.9	5	364	--
1951	Hank Lauricella	51	24	5	47.1	5	352	--
1952	Pat Shires	38	15	3	39.5	4	252	--
1953	Jimmy Wade	63	25	7	39.7	5	451	--
1954	Johnny Majors	24	8	4	33.3	0	107	--
1955	Johnny Majors	65	36	5	55.4	5	476	--
1956	Johnny Majors	59	36	3	61.0	5	552	--
1957	Bobby Gordon	40	20	7	50.0	2	260	--
1958	Bill Majors	25	17	1	68.0	2	215	--
1959	Gene Etter	36	22	4	61.1	3	298	--
1960	Glenn Glass	26	11	2	42.3	2	167	--
1961	Mallon Faircloth	52	31	0	59.6	8	460	--
1962	Bobby Morton	40	20	0	50.0	3	305	--
1963	Mallon Faircloth	75	31	6	41.3	3	509	--
1964	Art Galiffa	59	29	4	49.2	1	338	--
1965	Dewey Warren	79	44	4	55.7	3	588	--
1966	Dewey Warren	229	136	7	59.0	18	1,716	--
1967	Dewey Warren	132	78	5	59.1	6	1,053	--
1968	Bubba Wyche	237	134	7	56.1	14	1,539	--
1969	Bobby Scott	191	92	9	48.2	14	1,352	--
1970	Bobby Scott	252	118	15	46.9	14	1,697	154.3
1971	Jim Maxwell	102	46	8	45.0	1	544	49.5
1972	Condredge Holloway	120	73	3	60.8	3	807	80.7
1973	Condredge Holloway	154	89	4	57.8	10	1,149	104.5
1974	Condredge Holloway	133	76	5	57.1	5	1,146	104.2
1975	Randy Wallace	145	72	11	49.7	8	1,318	109.8
1976	Randy Wallace	130	68	6	52.4	4	1,046	95.1
1977	Jimmy Streater	105	59	4	56.2	4	742	74.2
1978	Jimmy Streater	198	101	10	51.0	4	1,418	128.9
1979	Jimmy Streater	161	80	16	49.7	9	1,256	139.5
1980	Steve Alatorre	119	58	10	48.7	5	747	74.7
1981	Steve Alatorre	154	81	10	52.6	8	1,171	117.1
1982	Alan Cockrell	294	174	15	59.2	12	2,021	183.7
1983	Alan Cockrell	243	128	10	52.7	13	1,683	153.0
1984	Tony Robinson	253	156	9	61.1	14	1,963	196.3
1985	Tony Robinson	143	91	7	63.6	8	1,246	249.2
1986	Jeff Francis	233	150	6	64.4	9	1,946	176.9
1987	Jeff Francis	201	121	8	60.2	8	1,512	168.0
1988	Jeff Francis	314	191	11	60.8	13	2,237	203.3
1989	Andy Kelly	156	92	9	59.0	7	1,299	129.9
1990	Andy Kelly	304	179	14	58.9	14	2,241	186.8
1991	Andy Kelly	361	228	15	63.1	15	2,759	250.8
1992	Heath Shuler	224	130	4	58.0	10	1,712	155.6
1993	Heath Shuler	285	184	8	64.6	25	2,353	213.9
1994	Peyton Manning	144	89	6	61.8	11	1,141	114.1
1995	Peyton Manning	380	244	4	64.2	22	2,954	268.5
1996	Peyton Manning	380	243	12	63.9	20	3,287	298.8
1997	Peyton Manning	477	287	11	60.2	36	3,819	318.3
1998	Tee Martin	267	153	6	57.3	19	2,164	180.3
1999	Tee Martin	305	165	9	54.1	12	2,317	210.6
2000	Casey Clausen	194	121	6	62.4	15	1,473	163.7
2001	Casey Clausen	354	227	9	64.1	22	2,969	247.4
2002	Casey Clausen	310	194	7	62.6	11	2,297	208.8
2003	Casey Clausen	412	233	9	56.6	27	2,968	228.3
2004	Erik Ainge	198	109	9	55.1	17	1,452	161.3
2005	Rick Clausen	209	120	6	57.4	6	1,441	160.1
2006	Erik Ainge	348	233	9	67.0	19	2,989	240.6
2007	Erik Ainge	519	325	10	62.9	31	3,522	251.6
2008	Jonathan Crompton	167	86	5	51.5	4	889	111.1
2009	Jonathan Crompton	384	224	13	58.3	27	2,800	215.4
2010	Tyler Bray	224	125	10	55.8	18	1,849	205.4
2011	Tyler Bray	247	147	6	59.5	17	1,983	283.3
2012	Tyler Bray	451	268	12	59.4	34	3,612	301.0
2013	Justin Worley	196	109	8	55.6	10	1,239	154.9
2014	Justin Worley	252	157	8	62.3	12	1,579	225.6
2015	Joshua Dobbs	344	205	5	59.6	15	2,291	176.2
2016	Joshua Dobbs	357	225	12	63.0	27	2,946	226.6

*NCAA began compiling per-game averages in 1970.



RUSHING

■ INDIVIDUAL GAME

Attempts—41, Johnnie Jones (Rutgers 1983);

Travis Stephens (Arkansas 2001)

Yards—294, Chuck Webb (Mississippi 1989)

Yards (QB) — 190 Joshua Dobbs vs.

Missouri (2016)

Yards, half—200, Tony Thompson

(Mississippi State 1990)

Average per rush—

Min. 8 rushes—19.0, Joshua Dobbs
(Missouri 2016; 10 for 190 yards)

Min. 10 rushes—19.0, Joshua Dobbs
(Missouri 2016; 10 for 190 yards)

Min. 20 rushes—11.3, Tony Thompson

(Miss State 1990; 22 for 248 yards)

Min. 30 rushes—8.4, Chuck Webb

(Mississippi 1989; 35 for 294)

Min. 40 rushes—5.7, Johnnie Jones

(Rutgers 1983; 41 for 234)

Touchdowns rushing—5, Gene McEver

(South Carolina 1929); Modern—4,

Bob Lund (Vanderbilt 1945); Harold

Payne (Washington & Lee 1951); Hubert

Simpson (Notre Dame 1979); Tony

Thompson (Vanderbilt 1990); James

Stewart (Georgia 1994)

Consecutive attempts—*16, William Howard

(Mississippi 1986)

Longest rush from scrimmage—99, Kelsey

Finch (Florida 1977)

■ INDIVIDUAL SEASON

Attempts—291, Travis Stephens 2001

Yards—1,464, Travis Stephens 2001

Yards (QB) — 831, Joshua Dobbs, 2016

Yards per game—130.7, Jay Graham 1995

(1,438 yards in 11 games)

100-yard games—11, Jay Graham 1995

Highest avg. per rush—

Min. 100 rushes—7.94, Hank Lauricella
1951 (111 for 881 yards)

Min. 200 rushes—5.91, Chuck Webb 1989

(209 for 1,236 yards)

Touchdowns rushing—18, Gene McEver 1929

Modern record—17, Reggie Cobb 1987

Touchdowns (QB) —12, Joshua Dobbs 2016

■ INDIVIDUAL CAREER

Attempts—650, Arian Foster 2005-08

Yards—3,078, Travis Henry 1997-2000

Yards (QB) — 2,160, Joshua Dobbs 2013-16

Average per rush (min. 250 rushes)—6.67,

Charlie Garner 1992-93 (313 for 2,089
yards)

Average per game—103.0, Jamal Lewis

1997-99 (2,677 yards, 26 games)

100-yard games—15, Travis Henry 1997-2000

Touchdowns rushing—37, Gene McEver

1928-31

Modern record—35, James Stewart 1991-94

Touchdowns (QB) — 32, Joshua Dobbs

2013-16

ATTEMPTS

■ GAME

1. 41 Travis Stephens at Arkansas 2001

41 Johnnie Jones at Rutgers 1983

3. 40 Arian Foster vs. Vanderbilt 2005

4. 39 M. Hardesty at Kentucky 2009

39 Jay Graham vs. Vanderbilt 1995

6. 38 James Stewart vs. Miss. 1991

7. 37 Travis Henry vs. Florida 2000

8. 36 Jamal Lewis vs. Vanderbilt 1997

9. 35 Chuck Webb vs. Mississippi 1989

35 Hubert Simpson at Kentucky 1979

11. 34 Jalen Hurd at Missouri 2015

34 Travis Stephens vs. LSU 2001

34 William Howard vs. Miss. St. 1986

14. 33 Travis Stephens at Alabama 2001

33 Tony Thompson vs. Vand. 1989

33 Bill Majors at Vanderbilt 1958

17. 32 M. Hardesty vs. Vanderbilt 2009

32 Cedric Houston at Miss. St. 2002

32 Travis Henry vs. Arkansas 1998

32 Bobby Gordon vs. Texas A&M* 1957

■ SEASON

1. 291 Travis Stephens 2001

2. 282 Montario Hardesty 2009

3. 277 Jalen Hurd 2015

4. 272 Jay Graham 1995

5. 253 Travis Henry 2000

6. 245 Arian Foster 2007

7. 237 Reggie Cobb 1987

8. 232 Jamal Lewis 1997

9. 229 Johnnie Jones 1984

10. 219 Tony Thompson 1990

11. 215 Rajion Neal 2013

12. 209 Chuck Webb 1989

■ CAREER

1. 650 Arian Foster 2005-08

2. 589 Jalen Hurd 2014-16

3. 560 Montario Hardesty 2005-09

4. 556 Travis Henry 1997-2000

5. 540 Jay Graham 1993-96

6. 531 James Stewart 1991-94

7. 529 Curt Watson 1969-71

8. 517 Johnnie Jones 1981-84

9. 501 Cedric Houston 2001-04

10. 488 Travis Stephens 1997-2001

11. 487 Jamal Lewis 1997-99

12. 445 Reggie Cobb 1987-89

13. 444 Rajion Neal 2010-13

YARDS

■ GAME (100-YD GAMES ON NEXT PAGE)

1. 294 Chuck Webb vs. Mississippi 1989

2. 250 Chuck Webb vs. Arkansas* 1989

3. 248 Tony Thompson at Miss. St. 1990

248 Johnnie Jones vs. Vandy 1983

5. 236 Tony Thompson at Vandy 1990

6. 234 Johnnie Jones at Rutgers 1983

7. 232 Jamal Lewis vs. Georgia 1997

8. 226 Travis Stephens at Florida 2001

9. 225 Reggie Cobb vs. Auburn 1989

10. 223 Arian Foster vs. Vandy 2005

11. 215 James Stewart vs. Mississippi 1991

12. 214 Travis Henry vs. Arkansas 2000

13. 211 Jay Graham vs. Vanderbilt 1995

211 James Stewart at Georgia 1994

15. 206 Travis Stephens at Ark. 2001

■ GAME (QUARTERBACK)

1. 190 Joshua Dobbs vs. Missouri 2016

2. 166 Joshua Dobbs at S.Carolina 2014

3. 150 Jimmy Streater vs. California 1977

4. 147 Joshua Dobbs vs. Kentucky 2016

5. 136 Joshua Dobbs at Florida 2015

6. 118 Joshua Dobbs vs. Nebraska 2016

118 Joshua Dobbs vs. Georgia 2015

8. 106 Joshua Dobbs vs. Va. Tech 2016

9. 106 Jimmy Streater vs. Auburn 1979

10. 103 Phil Pierce at Florida 1971

11. 103 Jimmy Streater vs. Ga. Tech 1979

■ SEASON (1,000-YARD SEASONS)

1. 1,464 Travis Stephens 2001

2. 1,438 Jay Graham 1995

3. 1,364 Jamal Lewis 1997

4. 1,345 Montario Hardesty 2009

5. 1,314 Travis Henry 2000

6. 1,290 Johnnie Jones 1984

7. 1,288 Jalen Hurd 2015

8. 1,261 Tony Thompson 1990

9. 1,236 Chuck Webb 1989

10. 1,197 Reggie Cobb 1987

11. 1,193 Arian Foster 2007

12. 1,161 Charlie Garner 1993

13. 1,124 Rajion Neal 2013

14. 1,116 Johnnie Jones 1983

15. 1,107 Gerald Riggs, Jr. 2004

16. 1,034 Tauren Poole 2010

17. 1,028 James Stewart 1994

18. 1,005 Cedric Houston 2004

■ SEASON (QUARTERBACK)

1. 831 Joshua Dobbs 2016

2. 671 Joshua Dobbs 2015

3. 593 Jimmy Streater 1978

4. 469 Joshua Dobbs 2014

5. 433 Condredge Holloway 1973

■ CAREER

1. 3,078 Travis Henry 1997-2000

2. 2,964 Arian Foster 2005-08

3. 2,890 James Stewart 1991-94

4. 2,852 Johnnie Jones 1981-84

5. 2,677 Jamal Lewis 1997-99

6. 2,638 Jalen Hurd 2014-16

7. 2,634 Cedric Houston 2001-04

8. 2,609 Jay Graham 1993-96

9. 2,391 Montario Hardesty 2005-09

10. 2,364 Curt Watson 1969-71

11. 2,360 Reggie Cobb 1987-89

12. 2,336 Travis Stephens 1997-2001

13. 2,163 Rajion Neal 2010-13

14. 2,160 Joshua Dobbs 2013-16

15. 2,091 Charlie Garner 1992-93

16. 2,061 Aaron Hayden 1991-94

■ CAREER (QUARTERBACK)

1. 2,160 Joshua Dobbs 2013-16

2. 1,374 Jimmy Streater 1976-79

3. 966 Condredge Holloway 1972-74

4. 614 Tee Martin 1996-99

TOUCHDOWNS

■ GAME

1.	5	Gene McEver vs. S. Carolina	1929
2.	4	James Stewart at Georgia	1994
	4	Tony Thompson at Vand.	1990
	4	Hubert Simpson vs. N. Dame	1979
	4	Harold Payne vs. Wash. & Lee	1951
	4	Bob Lund vs. Vanderbilt	1945
7.	3	Many times, last: Joshua Dobbs vs. Nebraska	2016

■ SEASON

1.	18	Gene McEver	1929
2.	17	Reggie Cobb	1987
3.	16	Tony Thompson	1990
4.	14	William Howard	1986
	14	Harold Payne	1951
6.	13	Montario Hardesty	2009
	13	Haskel Stanback	1972
	13	Beattie Feathers	1933
9.	12	Joshua Dobbs	2016
	12	Jalen Hurd	2015
	12	Rajion Neal	2013
	12	Arian Foster	2007
	12	Jay Graham	1995
	12	Chuck Webb	1989
	12	Jimmy Wade	1953
	12	Beattie Feathers	1932

■ SEASON (QUARTERBACK)

1.	12	Joshua Dobbs	2016
2.	11	Joshua Dobbs	2015
		Heath Shuler	1992
4.	10	Jimmy Streater	1978
5.	9	Tee Martin	1999

■ CAREER

1.	37	Gene McEver	1928-31
2.	35	James Stewart	1991-94
3.	32	Joshua Dobbs	2013-16
4.	28	Stanley Morgan	1973-76
5.	27	Andy Kozar	1950-52
	27	Beattie Feathers	1931-33
7.	26	Montario Hardesty	2005-09
	26	Travis Henry	1997-2000
	26	Reggie Cobb	1987-89
10.	25	Jay Graham	1993-96
	25	Jimmy Streater (QB)	1976-79

■ CAREER (QUARTERBACK)

1.	32	Joshua Dobbs	2013-16
2.	25	Jimmy Streater	1976-79
3.	16	Tee Martin	1996-99
4.	14	Heath Shuler	1991-93
5.	12	Peyton Manning	1994-97
	12	Dewey Warren	1965-67

LONGEST RUSHES

1.	99	Kelsey Finch at Florida	1977
2.	91	Dick Dodson vs. Transylvania	1927
3.	89	LaMarcus Coker vs. Marshall	2006
4.	87	LaMarcus Coker at Vandy	2006
	87	Dick Dorsey vs. Virginia Tech	1933
6.	+82	Steve Wold vs. Vanderbilt	1969
7.	81	Travis Henry vs. Kansas St*	2000
	81	Hank Lauricella vs. Tenn. Tech	1950
9.	80	G. Riggs, Jr. vs. Auburn (SEC)	2004
	80	Travis Stephens vs. Kentucky	2000
	80	Tony Thompson at Miss. St.	1990
	80	Jimmy Streater vs. California	1977
	80	Stanley Morgan at Kentucky	1975
	80	Johnny Majors at Miss. St.	1954

*Non-scoring play; *Neutral Site

100-YARD GAMES

■ SEASON

1.	11	Jay Graham	1995
2.	7	Travis Stephens	2001
	7	Travis Henry	2000
	7	Jamal Lewis	1997
	7	Chuck Webb	1989
6.	6	Jalen Hurd	2015
	6	Tauren Poole	2010
	6	Charlie Garner	1993
	6	James Stewart	1991
	6	Johnnie Jones	1984
	6	Johnnie Jones	1983

■ CAREER

1.	15	Travis Henry	1997-2000
2.	14	Jay Graham	1993-96
3.	13	Jamal Lewis	1997-99
	13	Johnnie Jones	1981-84
5.	11	Jalen Hurd	2014-16
6.	10	Cedric Houston	2001-04
	10	Charlie Garner	1992-93
	10	James Stewart	1991-94
	10	Reggie Cobb	1987-89
10.	9	Tauren Poole	2008-11
	9	Arian Foster	2005-08
12.	8	Gerald Riggs, Jr.	2002-05
	8	Travis Stephens	1997-2001
	8	Chuck Webb	1989-90
	8	Curt Watson	1969-71

CONSECUTIVE

100-YARD GAMES

■ SEASON

1.	9	Jay Graham	1995
2.	6	Johnnie Jones	1984
3.	5	Arian Foster	2005
	5	Chuck Webb	1989

MULTIPLE 100-YARD RUSHERS

■ GAME (3)

Vanderbilt, 1991 (Stewart 145, Hayden 115, Phillips 107).

■ GAME (2)

19 TIMES

Missouri, 2016 (Dobbs 190, Kelly 101)
 Kentucky, 2016 (Dobbs 147, Kamara 128)
 at Florida, 2015 (Dobbs 136, Hurd 102)
 Bowling Green, 2015 (Kamara 144, Hurd 123)
 South Carolina, 2014 (Dobbs 166, Hurd 125)
 W. Kentucky, 2009 (Hardesty 160, Brown 104)
 La.-Lafayette, 2007 (Creer 109, Foster 100)
 La. Tech, 2004 (Houston 161, Riggs 118)
 Vanderbilt, 1994 (Stewart 121, Graham 121)
 Georgia, 1994 (Stewart 211, Hayden 113)
 S. Carolina, 1993 (Stewart 114, Garner 105)
 Louisville, 1991 (Hayden 109, Stewart 101)
 Colo. State, 1975 (Wallace 128, Gayles 105)
 Ga. Tech, 1973 (Careathers 125, Rudder 105)
 Auburn, 1970 (Watson 142, McLeary 119)
 Georgia, 1969 (Watson 197, McLeary 100)
 Alabama, 1952 (Wade 153, Kozar 124)
 Tenn. Tech, 1951 (Lauricella 109, Byrd 104)
 Mississippi, 1951 (Kozar 127, Ernsberger 102)



200-YARD GAMES

Chuck Webb	294	Mississippi	1989
Chuck Webb	250	Arkansas (Cotton)	1990
Tony Thompson	248	Mississippi State	1990
Johnnie Jones	248	Vanderbilt	1983
Tony Thompson	236	Vanderbilt	1990
Johnnie Jones	234	Rutgers	1983
Jamal Lewis	232	Georgia	1997
Travis Stephens	226	Florida	2001
Reggie Cobb	225	Auburn	1989
Arian Foster	223	Vanderbilt	2005
James Stewart	215	Mississippi	1991
Travis Henry	214	Arkansas	2000
Jay Graham	211	Vanderbilt	1995
James Stewart	211	Georgia	1994
Travis Stephens	206	Arkansas	2001
Jamal Lewis	205	South Carolina	1997
Johnnie Jones	203	Wash. State	1984
Stanley Morgan	201	Hawaii	1975

100-YARD GAMES

Travis Henry	197	Arkansas	1998
Johnnie Jones	197	Utah	1984
Curt Watson	197	Georgia	1969
Jamal Lewis	196	Vanderbilt	1997
Tom Tracy	192	North Carolina	1954
Joshua Dobbs (QB)	190	Missouri	2016
Cedric Houston	190	South Carolina	2004
Charlie Garner	186	Kentucky	1993
Travis Henry	184	Vanderbilt	2000
William Howard	184	Mississippi St.	1986
Gerald Riggs, Jr.	182	Auburn (SEC CG)	2004
Reggie Cobb	182	Duke	1988
Hubert Simpson	181	Kentucky	1979
Travis Henry	180	Kansas State (Cotton)	2001
Montario Hardesty	179	Kentucky	2009
Travis Henry	179	Kentucky	1999
Mallon Faircloth	179	Vanderbilt	1963
Travis Stephens	176	Georgia	2001
Travis Henry	175	Florida	2000
George Canale	175	Chattanooga	1962
Hubert Simpson	174	Mississippi	1979
Montario Hardesty	171	Vanderbilt	2009
Rajion Neal	169	South Alabama	2013
Aaron Hayden	169	Memphis State	1991
Joshua Dobbs (QB)	166	South Carolina	2014
Tauren Poole	162	Oregon	2010
Travis Stephens	162	Alabama	2001
Chuck Webb	162	Akron	1989
Keith Davis	162	Vanderbilt	1988
Cedric Houston	161	Fresno State	2003
Montario Hardesty	160	W. Kentucky	2009
Cedric Houston	160	Louisiana Tech	2004
Cedric Houston	160	Marshall	2003
Jamal Lewis	159	Wyoming	1999
William Howard	158	Vanderbilt	1986
Jamal Lewis	155	Mississippi	1997
Andy Kozar	155	Mississippi St.	1952
Jay Graham	154	Ohio St. (Citrus)	1996
Johnnie Jones	154	Maryland (Citrus)	1983
Travis Henry	153	Vanderbilt	1999
Jimmy Wade	153	Alabama	1952
Curt Watson	152	Kentucky	1971
Jalen Hurd	151	at Missouri	2015
Rajion Neal	151	Akron	2012

Charlie Garner	151	Vanderbilt	1993
Tony Thompson	151	Virginia (Sugar)	1991
Johnnie Jones	150	Kentucky	1983
Jimmy Streater (QB)	150	California	1977
Hank Lauricella	150	North Carolina	1951
Gerald Riggs, Jr.	149	Vanderbilt	2004
Cedric Houston	149	Mississippi St.	2002
James Stewart	149	Kentucky	1991
Rajion Neal	148	Georgia	2013
Arian Foster	148	South Carolina	2005
Johnnie Jones	148	The Citadel	1983
Joshua Dobbs (QB)	147	Kentucky	2016
Jay Graham	147	Kentucky	1995
LaMarcus Coker	146	Marshall	2006
Jamal Lewis	146	South Carolina	1999
Reggie Cobb	146	Indiana (Peach)	1988
Aaron Hayden	145	Alabama	1994
James Stewart	145	Vanderbilt	1991
Chuck Webb	145	Kentucky	1989
Alvin Kamara	144	Bowling Green	2015
Jay Graham	144	East Carolina	1995
Charlie Garner	144	Alabama	1993
Reggie Cobb	144	Kentucky	1987
James Stewart	143	Kentucky	1994
Haskel Stanback	143	Vanderbilt	1972
Bill Rudder	143	UC San. Barbara	1971
Johnny Majors	143	Kentucky	1956
Ted Schwanger	143	Vanderbilt	1953
Curt Watson	142	Auburn	1970
Rajion Neal	141	Austin Peay	2013
James Stewart	141	Auburn	1991
Keith Davis	141	Alabama	1985
Montario Hardesty	140	Ohio	2009
Cedric Houston	140	Vanderbilt	2002
Jamal Lewis	140	Syracuse	1998
Jamal Lewis	140	Auburn	1998
Reggie Cobb	140	Georgia Tech	1987
Reggie Cobb	140	Vanderbilt	1987
Travis Henry	139	Kentucky	2000
Chuck Coleman	139	Alabama	1982
Charlie Garner	138	Kentucky	1992
Reggie Cobb	138	Iowa	1987
Stanley Morgan	138	Auburn	1975
Stanley Morgan	138	Kentucky	1975
Andy Kozar	138	North Carolina	1950
Jay Graham	137	Georgia	1995
Hubert Simpson	137	Mississippi	1978
Joshua Dobbs (QB)	136	at Florida	2015
Travis Henry	136	Vanderbilt	1998
Jimmy Wade	136	Houston	1953
Jabari Davis	135	Arkansas	2002
Travis Henry	135	Southern Miss	2000
Jamal Lewis	135	Houston	1998
Rajion Neal	134	at Kentucky	2013
Jay Graham	134	Mississippi St.	1995
Chuck Webb	134	UCLA	1989
Chuck Coleman	134	Mississippi	1982
Haskel Stanback	133	Alabama	1972
Charlie Fulton	133	Georgia Tech	1965
Gene Etter	133	Mississippi	1958
Marlin Lane	132	Troy	2012
Arian Foster	132	Memphis	2005
Travis Henry	132	Notre Dame	1999
Chuck Webb	132	LSU	1989
Chuck Webb	131	Colorado	1990
Frank Foxx	131	Alabama	1976
Hank Lauricella	131	Texas (Cotton)	1951
Jalen Hurd	130	Northwestern (Outback)	2015

Jay Graham	130	Arkansas	1995
Aaron Hayden	129	Memphis	1994
Charlie Garner	129	Duke	1993
Alvin Kamara	128	Kentucky	2016
Jamal Lewis	128	Kentucky	1997
Jay Graham	128	Alabama	1996
Tony Thompson	128	Vanderbilt	1989
Johnnie Jones	128	Kentucky	1984
Johnnie Jones	128	Georgia Tech	1983
Randy Wallace	128	Colorado State	1975
Bill Majors	128	Vanderbilt	1958
Alvin Kamara	127	North Texas	2015
Alvin Kamara	127	Texas A&M	2016
Cedric Houston	127	Kentucky	2004
Jamal Lewis	127	Aub. (SEC CG)	1997
Reggie Cobb	127	Louisville	1987
Curt Watson	127	Mississippi State	1971
Hank Lauricella	127	Kentucky	1951
Andy Kozar	127	Mississippi	1951
LaMarcus Coker	126	Vanderbilt	2006
Jay Graham	126	South Carolina	1995
Jalen Hurd	125	South Carolina	2014
Rajion Neal	125	Auburn	2013
Arian Foster	125	Southern Miss.	2007
LaMarcus Coker	125	Memphis	2006
Arian Foster	125	Notre Dame	2005
Gerald Riggs, Jr.	125	Mississippi	2005
Terry Daniels	125	Auburn	1980
James Berry	125	Kentucky	1980
Paul Careathers	125	Georgia Tech	1973
Travis Stephens	124	Memphis	2001
Jamal Lewis	124	Arkansas	1997
Tony Thompson	124	Memphis State	1988
Kelsey Finch	124	Auburn	1976
Andy Kozar	124	Alabama	1952
Jalen Hurd	123	Bowling Green	2015
Bobby Gordon	123	North Carolina	1957
Jalen Hurd	122	Iowa (TaxSlayer)	2015
Jay Graham	122	Alabama	1995
Richard Pickens	122	Mississippi	1968
Richard Pickens	122	LSU	1967
Montario Hardesty	121	South Carolina	2009
Jay Graham	121	Mississippi	1996
James Stewart	121	Vanderbilt	1994
Jay Graham	121	Vanderbilt	1994
Greg Amsler	121	Kentucky	1988
Kelsey Finch	121	Florida	1977
Curt Watson	121	Florida (Gator)	1969
Jalen Hurd	120	Vanderbilt	2015
Travis Stephens	120	South Carolina	2001
Travis Henry	120	Mississippi State (SEC CG)	1998
Tony Thompson	120	Temple	1990
Randall Morris	120	Mississippi	1983
Johnny Majors	120	Chattanooga	1955
Jalen Hurd	119	Georgia	2014
Aaron Hayden	119	Louisiana Tech	1993
Johnnie Jones	119	Vanderbilt	1984
Kelsey Finch	119	Boston College	1977
Don McLeary	119	Auburn	1970
Tommy Bronson	119	Chattanooga	1956
Joshua Dobbs	118	Nebraska (Music City)	2016
Jalen Hurd	118	Kentucky	2014
Arian Foster	118	Kentucky	2007
Gerald Riggs, Jr.	118	Mississippi	2004
Johnnie Jones	118	Army	1984
Tauren Poole	117	Alabama	2010
Jamal Lewis	117	Alabama	1999

RECORDS

Hubert Simpson	117	Notre Dame	1979
Stanley Morgan	117	Clemson	1974
Johnny Majors	117	Alabama	1955
Gerald Riggs, Jr.	116	Louisiana Tech	2004
Richard Pickens	116	Rice	1968
Travis Henry	115	South Carolina	2000
Aaron Hayden	115	Vanderbilt	1991
Tavio Henson	115	Pacific	1990
Walter Chadwick	115	Mississippi	1967
Walter Chadwick	115	Mississippi	1965
Arian Foster	114	Kentucky	2005
James Stewart	114	South Carolina	1993
Curt Watson	114	Vanderbilt	1970
Hank Lauricella	114	Wash & Lee	1951
Jabari Davis	113	Duke	2003
Travis Henry	113	Alabama	1998
Aaron Hayden	113	Georgia	1994
Johnnie Jones	113	Alabama	1983
Tom Tracy	112	Chattanooga	1954
Cedric Houston	111	Miami (Fla.)	2002
Travis Stephens	111	Syracuse	2001
Curt Watson	111	Alabama	1969
Andy Kozar	111	Florida	1952
Andy Kozar	111	Vanderbilt	1951
Jalen Hurd	110	Appalachian St.	2016
Tauren Poole	110	UT- Martin	2010
Gerald Riggs, Jr.	110	Ala.-Birmingham	2005
Chuck Webb	110	Alabama	1989
William Howard	110	Texas El Paso	1986
Mallon Faircloth	110	Vanderbilt	1961
Jalen Hurd	109	Oklahoma	2015
Tauren Poole	109	LSU	2010
Lennon Creer	109	La.-Lafayette	2007
Charlie Garner	109	Memphis State	1992
Aaron Hayden	109	Louisville	1991
Reggie Cobb	109	Duke	1989
Johnny Majors	109	Duke	1954
Hank Lauricella	109	Tennessee Tech	1951
Marlin Lane	108	Vanderbilt	2012
Cedric Houston	108	South Carolina	2002
Jay Graham	108	Oklahoma State	1995
Jay Graham	108	Southern Miss.	1995
Charlie Garner	108	Vanderbilt	1992
James Stewart	108	Mississippi State	1991
Sam Henderson	108	Pittsburgh	1983
Mallon Faircloth	108	Chattanooga	1961
Andy Kozar	108	Chattanooga	1952
Hank Lauricella	108	Alabama	1951
Tauren Poole	107	Vanderbilt	2011
Tauren Poole	107	Mississippi	2010
Travis Stephens	107	Georgia	1998
Charlie Garner	107	Georgia	1993
Mose Phillips	107	Vanderbilt	1991
Curt Watson	107	UCLA	1970
Joshua Dobbs (QB)	106	Virginia Tech	2016
Arian Foster	106	Vanderbilt	2007
Cedric Houston	106	Wyoming	2002
Reggie Cobb	106	Georgia	1989
Jimmy Streater (QB)	106	Auburn	1979
Kelsey Finch	106	Memphis State	1977
Mike Gayles	106	Maryland	

(Liberty) 1974

Charlie Garner	105	South Carolina	1993
Mike Gayles	105	Colorado State	1975
Bill Rudder	105	Georgia Tech	1973
Johnny Majors	105	Duke	1956
Hal Littleford	105	Alabama	1948

John Kelly	104	Tennessee Tech	2016
Rajion Neal	104	Georgia	2012
Bryce Brown	104	W. Kentucky	2009
Travis Henry	104	Ala.-Birmingham	1998
Charlie Garner	104	LSU	1992
Haskel Stanback	104	Duke	1973
Gene Etter	104	North Carolina	1959
Ray Byrd	104	Tennessee Tech	1951
Ray Byrd	104	Kentucky	1952
Tony Thompson	103	Florida	1990
Jimmy Streater (QB)	103	Georgia Tech	1979
Phil Pierce (QB)	103	Florida	1971
Charlie Fulton	103	Auburn	1967
Jalen Hurd	102	at Florida	2015
Gerald Riggs, Jr.	102	Texas A&M (Cotton)	2005
Gerald Riggs, Jr.	102	Georgia	2004
Jeff Powell	102	Miami, Fla. (Sugar)	1986
Keith Davis	102	Wake Forest	1985
Keith Davis	102	Auburn	1985
Johnnie Jones	102	Georgia Tech	1984
Chuck Coleman	102	Iowa (Peach)	1982
James Berry	102	Vanderbilt	1981
Tom Tracy	102	Dayton	1954
Dick Ernsberger	102	Mississippi	1951
John Kelly	101	Missouri	2016
Tauren Poole	101	Buffalo	2011
Tauren Poole	101	Cincinnati	2011
Tauren Poole	101	Memphis	2010
LaMarcus Coker	101	Arkansas State	2007
James Stewart	101	Louisville	1991
Haskel Stanback	101	Penn State	1972
Richmond Flowers	101	Georgia Tech	1968
Glenn Glass	101	Tampa	1960
Arian Foster	100	La.-Lafayette	2007
Keith Davis	100	Mississippi	1987
Chuck Coleman	100	Vanderbilt	1982
Doug Furnas	100	Memphis State	1981
Bill Rudder	100	Vanderbilt	1971
Don McLeary	100	Georgia	1969
Mallon Faircloth	100	Richmond	1963
Glenn Glass	100	North Carolina	1961
Bobby Brengle	100	Dayton	1954

100-YARD QB GAMES

Joshua Dobbs	190	Missouri	2016
Joshua Dobbs	166	South Carolina	2014
Jimmy Streater	150	California	1977
Joshua Dobbs	147	Kentucky	2016
Joshua Dobbs	136	Florida	2015
Joshua Dobbs	118	Nebraska	2016
Joshua Dobbs	118	Georgia	2015
Joshua Dobbs	106	Virginia Tech	2016
Jimmy Streater	106	Auburn	1979
Jimmy Streater	103	Georgia Tech	1979
Phil Pierce	103	Florida	1971

MOST RUSHING YARDS IN A HALF

■ ANY HALF

- 200 Tony Thompson
Mississippi St. 1990 (1st)
- 180 Chuck Webb
Mississippi 1989 (2nd)
- 168 Gerald Riggs Auburn 2004 (2nd)
- 154 Travis Henry Kentucky 1999 (1st)
- 150 Cedric Houston
Louisiana Tech 2004 (1st)
- 150 Chuck Webb
Arkansas 1990 (2nd)
- 149 Jamal Lewis Georgia 1997 (1st)
- 146 Joshua Dobbs
Missouri 2016 (2nd)
- 146 Cedric Houston
South Carolina 2004 (2nd)
- 145 Reggie Cobb Auburn 1989 (1st)
- 143 James Stewart
Mississippi 1991 (2nd)
- 141 Rajion Neal
Austin Peay 2013 (1st)
- 141 Arian Foster
Vanderbilt 2005 (1st)
- 141 Travis Henry
Vanderbilt 2000 (2nd)
- 140 Tauren Poole Oregon 2010 (1st)
- 140 Jamal Lewis
South Carolina 1997 (2nd)

■ FIRST HALF

- 200 Tony Thompson
Mississippi St. 1990
- 154 Travis Henry Kentucky 1999
- 150 Cedric Houston
Louisiana Tech 2004
- 149 Jamal Lewis Georgia 1997
- 145 Reggie Cobb Auburn 1989
- 141 Rajion Neal
Austin Peay 2013
- 141 Arian Foster Vanderbilt 2005
- 140 Tauren Poole Oregon 2010
- 135 Tony Thompson Vanderbilt 1990
- 135 Reggie Cobb Duke 1988
- 134 Johnnie Jones Vanderbilt 1983

■ SECOND HALF

- 180 Chuck Webb Mississippi 1989
 - 168 Gerald Riggs Auburn 2004
 - 150 Chuck Webb *Arkansas 1990
 - 146 Joshua Dobbs Missouri 2016**
 - 146 Cedric Houston
South Carolina 2004
 - 143 James Stewart Mississippi 1991
 - 141 Travis Henry Vanderbilt 2000
 - 140 Jamal Lewis South Carolina 1997
 - 135 Travis Henry *Kansas State 2001
 - 135 James Stewart Georgia 1994
 - 129 Travis Henry Arkansas 2000
- * Bowl Game

MOST RUSHING YARDS IN A QUARTER (SINCE 2000)

- 134 Cedric Houston (3rd) at S. Carolina, 2004
 129 Travis Henry (3rd) vs. Arkansas, 2000
 128 LaMarcus Coker (4th) vs. Marshall, 2006
 111 Tauren Poole (1st) vs. Oregon, 2010
 110 Joshua Dobbs (4th) vs. Missouri, 2016
 108 Cedric Houston (1st) vs. La. Tech, 2004
 104 Rajion Neal (1st) vs. Austin Peay, 2013
 102 Arian Foster (1st) vs. Vanderbilt, 2005
 102 Cedric Houston (3rd) vs. Marshall, 2003
 101 Travis Stephens (4th) at Florida, 2001
 100 Travis Henry (3rd) at Vanderbilt, 2000



CAREER YARDS LEADERS

1. TRAVIS HENRY, RB (1997-2000), FROSTPROOF, FLA.

	Att.	Yards	Avg.	TDs	LP
1997	2	4	2.0	0	5-Texas Tech
1998	176	970	5.5	7	36-Vanderbilt
1999	125	790	6.3	8	63-Vanderbilt
2000	253	1,314	5.3	11	60-Vanderbilt
TOTALS	556	3,078	5.5	26	63-Vanderbilt

2. ARIAN FOSTER, RB (2005-08), SAN DIEGO, CALIF.

	Att.	Yards	Avg.	TDs	LP
2005	183	879	4.8	5	66-Vanderbilt
2006	91	322	3.5	5	69-California
2007	245	1,193	4.9	12	59-Arkansas
2008	131	570	4.4	1	41-UCLA
TOTALS	650	2,964	4.6	23	69-California

3. JAMES STEWART, RB (1991-94), MORRISTOWN, TENN.

	Att.	Yards	Avg.	TDs	LP
1991	190	939	4.9	8	30-Mississippi
1992	85	386	4.5	7	30-La.-Lafayette
1993	86	537	6.2	9	52-S. Carolina
1994	170	1,028	6.1	11	71-Georgia
TOTALS	531	2,890	5.4	35	71-Georgia

4. JOHNNIE JONES, RB (1981-84), MUNFORD, TENN.

	Att.	Yards	Avg.	TDs	LP
1981	4	25	6.3	0	18-Colo. State
1982	93	421	4.5	4	42-Vanderbilt
1983	191	1,116	5.8	5	70-Vanderbilt
1984	229	1,290	5.6	10	61-Memphis
TOTALS	517	2,852	5.5	19	70-Vanderbilt

5. JAMAL LEWIS, RB (1997-99), ATLANTA, GA.

	Att.	Yards	Avg.	TDs	LP
1997	232	1,364	5.9	7	65-S. Carolina
1998	73	497	6.8	3	67-Auburn
1999	182	816	4.5	7	70-S. Carolina
TOTALS	487	2,677	5.5	17	70-S. Carolina

Others

	Att.	Yds.	Avg.	TDs
6. Jalen Hurd, 2014-16	589	2,638	4.5	20
7. Cedric Houston, 2001-04	501	2,634	5.4	17
8. Jay Graham, 1993-96	540	2,609	4.8	25
9. Montario Hardesty, 2005-09	560	2,391	4.3	26
10. Curt Watson, 1969-71	529	2,364	4.5	22
11. Reggie Cobb, 1987-89	445	2,360	5.3	26
12. Travis Stephens, 1997-01	488	2,336	4.8	21
13. Rajion Neal, 2010-13	444	2,163	4.9	19
14. Joshua Dobbs, 2013-Pres.	438	2,160	4.9	32
15. Charlie Garner, 1992-93	313	2,091	6.7	10
16. Aaron Hayden, 1991-94	393	2,061	5.2	12
17. Stanley Morgan, 1973-76	353	1,952	5.5	28
18. Gerald Riggs, Jr., 2002-05	383	1,893	4.9	10
19. Beattie Feathers, 1931-33	309	1,888	6.1	27
20. Tauren Poole, 2008-11	187	1,883	4.5	16
21. Andy Kozar, 1950-52	350	1,837	5.2	27
22. Tony Thompson, 1986-90	336	1,759	5.2	20
23. Haskel Stanback, 1971-73	391	1,730	4.4	20
24. James Berry, 1978-81	419	1,721	4.1	18
25. William Howard, 1984-87	398	1,711	4.3	21
26. Keith Davis, 1985-88	322	1,704	5.3	10

YEAR-BY-YEAR LEADERS

Year	Name	Att.	Net	TDs	Avg.	*Per gm.
1950	Andy Kozar	106	543	9	5.1	--
1951	Hank Lauricella	111	881	8	7.9	--
1952	Andy Kozar	122	660	7	5.4	--
1953	Jimmy Wade	158	675	12	4.3	--
1954	Tom Tracy	116	794	4	6.8	--
1955	Johnny Majors	183	657	6	3.6	--
1956	Tommy Bronson	105	562	8	5.4	--
1957	Bobby Gordon	167	526	7	3.2	--
1958	Bill Majors	148	294	2	1.9	--
1959	Glenn Glass	75	261	4	3.5	--
1960	Glenn Glass	90	478	8	5.3	--
1961	Mallon Faircloth	123	475	6	3.9	--
1962	George Canale	79	455	4	5.8	--
1963	Mallon Faircloth	137	652	3	4.8	--
1964	Stan Mitchell	94	325	1	3.5	--
1965	Walter Chadwick	101	470	5	4.7	--
1966	Charlie Fulton	109	463	2	4.2	--
1967	Walter Chadwick	144	645	11	4.5	--
1968	Richard Pickens	133	736	2	5.5	--
1969	Curt Watson	146	807	6	5.5	--
1970	Curt Watson	190	791	7	4.3	79.1
1971	Curt Watson	193	766	9	4.0	76.6
1972	Haskel Stanback	183	890	13	4.9	89.0
1973	Haskel Stanback	165	682	7	4.1	62.0
1974	Stanley Morgan	128	723	11	5.6	65.7
1975	Stanley Morgan	133	809	8	6.1	73.5
1976	Bobby Emmons	75	462	3	6.2	42.0
1977	Kelsey Finch	154	770	8	5.0	70.0
1978	Jimmy Streater	146	593	10	4.1	53.9
1979	Hubert Simpson	157	792	6	5.0	72.0
1980	James Berry	131	543	7	4.1	49.3
1981	James Berry	129	500	6	3.9	55.5
1982	Chuck Coleman	113	600	5	5.3	54.5
1983	Johnnie Jones	191	1116	5	5.8	111.6
1984	Johnnie Jones	229	1290	10	5.6	117.2
1985	Keith Davis	141	684	2	4.9	68.4
1986	William Howard	177	787	14	4.4	98.4
1987	Reggie Cobb	237	1197	17	5.1	99.8
1988	Reggie Cobb	118	547	3	4.6	68.4
1989	Chuck Webb	209	1236	12	5.9	123.6
1990	Tony Thompson	219	1261	16	5.8	105.1
1991	James Stewart	190	939	8	4.9	85.4
1992	Charlie Garner	154	928	2	6.0	84.4
1993	Charlie Garner	159	1161	8	7.3	116.1
1994	James Stewart	170	1028	11	6.1	93.5
1995	Jay Graham	272	1438	12	5.3	130.7
1996	Jay Graham	179	797	11	4.6	72.5
1997	Jamal Lewis	232	1364	7	5.9	113.6
1998	Travis Henry	176	970	7	5.5	80.8
1999	Jamal Lewis	182	816	7	4.5	81.6
2000	Travis Henry	253	1314	11	5.2	119.5
2001	Travis Stephens	291	1464	10	5.0	122.0
2002	Cedric Houston	153	779	6	5.1	64.9
2003	Cedric Houston	149	744	2	5.0	62.0
2004	Gerald Riggs, Jr.	193	1107	6	5.7	85.2
2005	Arian Foster	183	879	5	4.8	79.9
2006	LaMarcus Coker	108	696	5	6.4	63.3
2007	Arian Foster	245	1193	12	4.9	85.2
2008	Arian Foster	131	570	1	4.4	51.8
2009	Montario Hardesty	282	1345	13	4.8	103.5
2010	Tauren Poole	204	1034	12	5.1	79.5
2011	Tauren Poole	187	693	5	3.7	57.8
2012	Rajion Neal	156	708	5	4.5	70.8
2013	Rajion Neal	215	1124	12	5.2	93.7
2014	Jalen Hurd	190	899	5	4.7	69.2
2015	Jalen Hurd	277	1288	12	4.6	99.1
2016	Joshua Dobbs	150	831	12	5.5	63.9

*NCAA began compiling per-game averages in 1970.

RECEIVING

■ **INDIVIDUAL GAME**

Receptions—13, Carl Pickens (Notre Dame 1990); Joey Kent (Arkansas 1995)

Yards—256, Kelley Washington (LSU 2001)

Average per reception—

Min. 5 rec.—38.0, Denarius Moore (South Carolina 2010; 6 for 228)

Min. 10 rec.—23.3, Kelley Washington (LSU 2001; 11 for 256)

Touchdown receptions—3, Jim Powell (Mississippi 1946); Carl Pickens (Kentucky 1990); Billy Williams (Florida 1993); Marcus Nash (Kentucky 1997); Cedrick Wilson (Arkansas 2000); Donté Stallworth (Memphis 2001 and Kentucky 2001); Chris Hannon (Mississippi State 2003); Justin Hunter (Georgia State, 2012 and Troy 2012); Zach Rogers (South Carolina 2012)

■ **INDIVIDUAL SEASON**

Receptions—76, Marcus Nash 1997

Yards—1,298, Robert Meachem 2006

Average per game—99.8, Robert Meachem 2006 (1,298 yards, 13 games)

Average per reception—

Min. 50 rec.—19.4, Josh Malone 2016 (50 for 972)

Min. 75 rec.—15.4, Marcus Nash 1997 (76 for 1,170)

Touchdown receptions—13, Marcus Nash 1997

Consecutive games with TD catch—6, Joey Kent 1995

Receptions by tight end—41, Chris Brown 2007

Yards by tight end—562, Mychal Rivera 2012

Touchdown receptions by tight end—7, Austin Denney 1966

■ **INDIVIDUAL CAREER**

Receptions—183, Joey Kent 1993-96

Yards—2,814, Joey Kent 1993-96

Average per game—85.8, Kelley Washington 2001-02 (1,453 yards, 17 games)

Average per reception (min. 100 rec.)—18.8, Joey Kent 1993-96 (183 for 2,814 yards)

Touchdown receptions—25, Joey Kent 1993-96

Receptions (TE)—98, Reggie Harper 1977-80

Yards (TE)—1,141, Reggie Harper 1977-80

Touchdowns (TE)—9, Austin Denney 1965-66; Ken DeLong 1967-69

Consecutive Games with TD Reception—6, Cory Fleming, Jan. 1-Oct. 2, 1993 (9 TDs); Joey Kent 1995 (8 TDs)

CATCHES

■ **GAME**

- 13 Joey Kent at Arkansas 1995
- 13 Carl Pickens vs. Notre Dame 1990
- 12 David Martin at LSU 2000
- 12 Alvin Harper vs. Wash. State 1988
- 11 Alton Howard at Missouri 2013
- 11 Kelley Washington vs. LSU 2001
- 11 Jermaine Copeland vs. So. Miss. 1997

- 11 Thomas Woods vs. Kentucky 1988
- 11 Anthony Hancock vs. Wisconsin* 1981
- 11 Larry Seivers vs. Clemson 1976
- 11 Gary Kreis at Kentucky 1969
- 11 Johnny Mills at Auburn 1966
- 11 Mychal Rivera vs. Missouri 2012
- 10 Justin Hunter vs. Cincinnati 2011
- 10 Da'Rick Rogers vs. Cincinnati 2011
- 10 Peerless Price at S. Carolina 1998
- 10 Marcus Nash vs. So. Miss. 1997
- 10 Jim Powell vs. Mississippi 1948
- 10 Johnny Mills vs. UCLA 1965
- 10 Lenny Taylor vs. Auburn 1983
- 10 Tim McGee vs. Florida 1984
- 10 Tim McGee at Vanderbilt 1984
- 10 Carl Pickens vs. Kentucky 1990

*Bowl Game

■ **SEASON**

- 76 Marcus Nash 1997
- 73 Justin Hunter 2012
- 73 Lucas Taylor 2007
- 71 Robert Meachem 2006
- 69 Joey Kent 1995
- 68 Joey Kent 1996
- 67 Da'Rick Rogers 2011
- 64 Kelley Washington 2001
- 62 Cedrick Wilson 2000
- 61 Peerless Price 1998
- 58 Jermaine Copeland 1997
- 58 Thomas Woods 1988
- 57 Cedrick Wilson 1999
- 56 Austin Rogers 2007
- 56 Josh Briscoe 2007
- 55 Gerald Jones 2010

■ **CAREER**

- 183 Joey Kent 1993-96
- 177 Marcus Nash 1994-97
- 159 Cedrick Wilson 1997-2000
- 147 Peerless Price 1995-98
- 142 Gerald Jones 2007-10
- 126 Jayson Swain 2003-06
- 125 Robert Meachem 2004-06
- 124 Thomas Woods 1986-89
- 123 Tim McGee 1982-85
- 117 Larry Seivers 1973-76

YARDS

■ **GAME**

- 256 Kelley Washington vs. LSU 2001
- 228 Denarius Moore at S. Carolina 2010
- 225 Johnny Mills vs. Kentucky 1966
- 219 Cordarrelle Patterson vs. Troy 2012
- 217 Willie Gault vs. Vanderbilt 1981
- 205 Denarius Moore vs. Kentucky 2010
- 201 Carl Pickens vs. Kentucky 1990
- 201 Stanley Morgan vs. TCU 1976
- 199 Peerless Price vs. Florida St.* 1998
- 197 K. Washington vs. Rutgers 2002
- 196 Anthony Hancock vs. Wisconsin* 1981

*Bowl Game

■ **SEASON**

- 1,298 Robert Meachem 2006
- 1,170 Marcus Nash 1997
- 1,083 Justin Hunter 2012
- 1,080 Joey Kent 1996
- 1,055 Joey Kent 1995
- 1,040 Da'Rick Rogers 2011
- 1,010 Kelley Washington 2001
- 1,000 Lucas Taylor 2007
- 981 Denarius Moore 2010
- 972 Josh Malone 2016

- 947 Tim McGee 1985
- 920 Peerless Price 1998
- 917 Carl Pickens 1990

■ **CAREER**

- 2,814 Joey Kent 1993-96
- 2,447 Marcus Nash 1994-97
- 2,298 Peerless Price 1995-98
- 2,140 Robert Meachem 2004-06
- 2,137 Cedrick Wilson 1997-2000
- 2,042 Tim McGee 1982-85
- 2,004 Denarius Moore 2007-10
- 1,924 Larry Seivers 1973-76
- 1,875 Carl Pickens 1989-91
- 1,826 Anthony Hancock 1978-81
- 1,812 Justin Hunter 2010-12
- 1,747 Donté Stallworth 1999-01

TOUCHDOWNS

■ **GAME**

- 3 Justin Hunter vs. Troy 2012
- 3 Zach Rogers at S. Carolina 2012
- 3 Justin Hunter vs. Ga. State 2012
- 3 Chris Hannon vs. Miss. State 2003
- 3 Donté Stallworth at Kentucky 2001
- 3 Donté Stallworth vs. Memphis 2001
- 3 Cedrick Wilson vs. Arkansas 2000
- 3 Marcus Nash at Kentucky 1997
- 3 Billy Williams at Florida 1993
- 3 Carl Pickens vs. Kentucky 1990
- 3 Jim Powell at Mississippi 1946

■ **SEASON**

- 13 Marcus Nash 1997
- 12 Cedrick Wilson 2000
- 11 Josh Malone 2016
- 11 Robert Meachem 2006
- 11 Cory Fleming 1993
- 10 Donté Stallworth 2001
- 10 Peerless Price 1998
- 9 Justin Hunter 2012
- 9 Da'Rick Rogers 2011
- 9 Denarius Moore 2010
- 9 Jermaine Copeland 1997
- 9 Joey Kent 1995
- 8 Alvin Harper 1990
- 8 Cotton Letner 1959

■ **CAREER**

- 25 Joey Kent 1993-96
- 24 Cedrick Wilson 1997-2000
- 20 Marcus Nash 1994-97
- 19 Peerless Price 1995-98
- 18 Justin Hunter 2010-12
- 18 Denarius Moore 2007-10
- 18 Cory Fleming 1990-93
- 17 Robert Meachem 2004-06
- 16 Alvin Harper 1987-90
- 15 Tim McGee 1982-85
- 14 Josh Malone 2014-16

100-YARD GAMES

■ **SEASON**

- 7 Marcus Nash 1997
- 7 Joey Kent 1996
- 6 Da'Rick Rogers 2011
- 6 Robert Meachem 2006
- 6 Joey Kent 1995
- 5 Tim McGee 1985
- 4 Justin Hunter 2012
- 4 Lucas Taylor 2007
- 4 Donté Stallworth 2001
- 4 Peerless Price 1998
- 4 Carl Pickens 1990
- 4 Larry Seivers 1975



■ CAREER

1.	15	Joey Kent	1993-96
2.	11	Marcus Nash	1994-97
3.	8	Justin Hunter	2010-12
	8	Peerless Price	1995-98
	8	Tim McGee	1982-85
6.	7	Robert Meachem	2004-06
	7	Larry Seivers	1973-76
8.	6	Da'Rick Rogers	2010-11
	6	Kelley Washington	2001-02
	6	Donté Stallworth	1999-2001
	6	Cedrick Wilson	1997-2000
	6	Carl Pickens	1989-91

CONSECUTIVE 100-YARD GAMES

■ SEASON

1.	7	Joey Kent	1996
----	---	-----------	------

MULTIPLE 150-YARD

■ GAME (2)

Troy 2012 (Patterson 219, Hunter 181)

MULTIPLE 100-YARD

■ GAME (2)

21 TIMES

Missouri 2012 (Hunter 141, Rivera 129)
Troy 2012 (Patterson 219, Hunter 181)
Cincinnati 2011 (Hunter 156, D. Rogers 100)
Montana 2011 (Hunter 146, D. Rogers 100)
Southern Miss 2007 (Taylor 118, Rogers 112)
Michigan 2002 (Citrus Bowl) (Witten 125, Stallworth 119);
Southern Mississippi 1997 (Copeland 137, Nash 110);
Kentucky 1997 (Nash 195, Lewis 105)
Auburn 1997 (Price 161, Nash 126)
Northwestern 1997 (Kent 122, Price 110)
UNLV 1996 (Kent 151, Nash 103)
UCLA 1996 (Nash 135, Kent 114)
Florida 1996 (Price 161, Kent 107)
Georgia 1996 (Kent 110, Nash 106)
Alabama 1995 (Kent 117, Nash 100)
Arkansas 1993 (Faulkner 106, Fleming 101)
Colorado 1990 (Pickens 141, Harper 115)
UCLA 1985 (McGee 142, Clinkscales 106)
Alabama 1983 (Duncan 137, Taylor 109)
TCU 1976 (Morgan 201, Seivers 103)
UCLA 1975 (Seivers 145, West 107);

200-YARD GAMES

Kelley Washington	256	LSU	2001
Denarius Moore	228	So. Carolina	2010
Johnny Mills	225	Kentucky	1966
Cordarelle Patterson	219	Troy	2012
Willie Gault	217	Vanderbilt	1981
Denarius Moore	205	Kentucky	2010
Carl Pickens	201	Kentucky	1990
Stanley Morgan	201	TCU	1976

100-YARD REC. GAMES

Peerless Price	199	Florida State*	1998
Kelley Washington	197	Rutgers	2002
Anthony Hancock	196	Wisconsin*	1981
Marcus Nash	195	Kentucky	1997
Tim McGee	190	Vanderbilt	1984
Robert Meachem	184	California	2006
Cedrick Wilson	183	Wyoming	1999
Justin Hunter	181	Troy	2012
Peerless Price	181	Vanderbilt	1998
Da'Rick Rogers	180	Buffalo	2011

Willie Gault	174	Auburn	1982
Carl Pickens	172	Auburn	1991
Donté Stallworth	169	Kentucky	2001
Richmond Flowers	167	Vanderbilt	1967
Peerless Price	165	South Carolina	1998
Carl Pickens	163	Notre Dame	1990
Tim McGee	163	Auburn	1985
Anthony Hancock	163	Vanderbilt	1979
Alvin Kamara	161	Texas A&M	2016
Peerless Price	161	Auburn	1997
Peerless Price	161	Florida	1996
Joey Kent	161	Arkansas	1995
Larry Seivers	161	N. Texas State	1975
Anthony Miller	159	Alabama	1986
Robert Meachem	157	Memphis	2006
Tim McGee	157	Florida	1984
Justin Hunter	156	Cincinnati	2011
Joey Kent	151	UNLV	1996
Gary Kreis	151	South Carolina	1969
Justin Hunter	146	Georgia State	2012
Justin Hunter	146	Montana	2011
Stan Trott	146	Florida	1970
Robert Meachem	145	Kentucky	2004
Larry Seivers	145	UCLA	1975
Gary Kreis	145	Kentucky	1969
Carl Pickens	144	Temple	1990
Peerless Price	143	Kentucky	1996
Donté Stallworth	142	Memphis	2001
Tim McGee	142	UCLA	1985
Justin Hunter	141	Missouri	2012
Carl Pickens	141	Colorado	1990
Kelley Washington	140	LSU (SECCG)	2003
Billy Williams	140	Florida	1991
Johnny Mills	140	UCLA	1965
Stanley Morgan	139	UCLA	1974
Joey Kent	138	Kentucky	1995
Da'Rick Rogers	137	Middle Tenn.	2011
Jeremaine Copeland	137	Southern Miss.	1997
Clyde Duncan	137	Alabama	1983
Marcus Nash	135	UCLA	1996
Alvin Harper	135	Kentucky	1988
Anthony Hancock	135	Southern Cal.	1980
Stanley Morgan	131	Auburn	1976
Larry Seivers	131	Clemson	1976
Donté Stallworth	130	South Carolina	1999
Mychal Rivera	129	Missouri	2012
Donté Stallworth	128	Vanderbilt	2001
Craig Faulkner	128	Vanderbilt	1992
Thomas Woods	128	Duke	1988
Anthony Hancock	128	Georgia Tech	1980
Larry Seivers	128	Florida	1976
Larry Seivers	128	Mississippi	1975
Marcus Nash	127	Mississippi	1997
Marcus Nash	126	Arkansas	1997
Marcus Nash	126	Auburn	1997
Joey Kent	126	Mississippi	1996
Jason Witten	125	Michigan*	2002
Joey Kent	125	Alabama	1996
Clyde Duncan	125	Vanderbilt	1983
Joe Thompson	125	Air Force	1970
Joey Kent	122	Northwestern*	1996
Tim McGee	122	Memphis St.	1984
Josh Malone	121	Vanderbilt	2016
Von Pearson	121	South Carolina	2015
Robert Meachem	121	LSU	2006
Lester McClain	121	Memphis St.	1969
Josh Malone	120	Nebraska*	2016
Johnny Mills	120	Mississippi	1966
Donté Stallworth	119	Michigan*	2001
Lucas Taylor	118	Southern Miss.	2007
Alvin Harper	118	Auburn	1990
Mark Jones	117	Georgia	2003
Cedrick Wilson	117	Kentucky	2000
Marcus Nash	117	UCLA	1997
Joey Kent	117	Alabama	1995

Tim McGee	117	Mississippi	1985
Johnny Mills	117	Auburn	1966
Da'Rick Rogers	116	Vanderbilt	2011
Robert Meachem	116	Kentucky	2006
Anthony Hancock	116	Purdue	1979
Justin Hunter	115	Akron	2012
Robert Meachem	115	Air Force	2006
Alvin Harper	115	Colorado	1990
Justin Hunter	114	Mississippi	2010
Joey Kent	114	UCLA	1996
Mike Gooch	114	Tampa	1967
Josh Malone	112	Tennessee Tech	2016
Austin Rogers	112	Southern Miss.	2007
Kelley Washington	112	Arkansas	2002
Cedrick Wilson	112	Auburn	1999
Marcus Nash	112	Texas Tech	1997
Thomas Woods	112	Akron	1989
Jauan Jennings	111	Florida	2016
Justin Hunter	110	Georgia	2010
Marcus Nash	110	Southern Miss.	1997
Peerless Price	110	Northwestern	1996
Joey Kent	110	Georgia	1996
Joey Kent	110	Georgia	1995
Gary Kreis	110	Mississippi	1968
Alton 'Pig' Howard	109	South Carolina	2014
Joey Kent	109	Ohio State*	1995
Lenny Taylor	109	Alabama	1983
Larry Seivers	109	Auburn	1975
Kelley Washington	108	Georgia	2001
Donté Stallworth	108	Nebraska*	1999
Joey Kent	108	Mississippi St.	1994
Kendrick Jones	108	Vanderbilt	1994
Tim McGee	108	Kentucky	1985
Zach Rogers	107	So. Carolina	2012
Cedrick Wilson	107	Georgia	1999
Joey Kent	107	Florida	1996
Joey Kent	107	Oklahoma State	1995
Craig Faulkner	107	Vanderbilt	1991
Jeff Moore	107	Duke	1978
Tommy West	107	UCLA	1975
Da'Rick Rogers	106	Arkansas	2011
Robert Meachem	106	South Carolina	2006
Marcus Nash	106	Georgia	1996
Cory Fleming	106	Arkansas	1993
Joey Clinkscales	106	UCLA	1985
Gerald Jones	105	Georgia	2009
Jamal Lewis	105	Kentucky	1997
Amy McCullough	105	Florida	1997
Cory Fleming	105	Georgia	1993
Tim McGee	105	Rutgers	1985
Lucas Taylor	104	Arkansas State	2007
Joey Kent	104	South Carolina	1996
Carl Pickens	104	UCLA	1991
Josh Malone	103	Kentucky	2013
Denarius Moore	103	Memphis	2010
Lucas Taylor	103	Kentucky	2007
Lucas Taylor	103	California	2007
James Banks	103	Alabama	2003
Peerless Price	103	UAB	1998
Marcus Nash	103	UNLV	1996
Thomas Woods	103	Alabama	1988
Larry Seivers	103	TCU	1976
Richmond Flowers	103	South Carolina	1966
Marqueze North	102	South Carolina	2013
Kelley Washington	102	Florida	2002
Josh Briscoe	101	Wisconsin*	2007
Craig Faulkner	101	Arkansas	1993
Anthony Miller	101	Vanderbilt	1986
Joey Clinkscales	101	Florida	1985
Da'Rick Rogers	100	Cincinnati	2011
Da'Rick Rogers	100	Montana	2011
Cedrick Wilson	100	Kentucky	1998
Marcus Nash	100	Alabama	1995

* Bowl game

CAREER RECEPTIONS LEADERS

1. JOEY KENT, WR (1993-96), HUNTSVILLE, ALA.

	No.	Yards	TDs
1993	10	209	5
1994	36	470	4
1995	69	1,055	9
1996	68	1,080	7
TOTALS	183	2,814	25

2. MARCUS NASH, WR (1994-97), TULSA, OKLA.

	No.	Yards	TDs
1994	5	77	0
1995	43	512	4
1996	53	688	3
1997	76	1,170	13
TOTALS	177	2,447	20

Others	No.	Yards	TDs
3. Cedrick Wilson, 1997-2000	159	2,137	24
4. Peerless Price, 1995-98	147	2,298	19
5. Gerald Jones, 2007-10	142	1,710	10
6. Jayson Swain, 2003-06	126	1,721	10
7. Robert Meachem, 2004-06	125	2,140	17
8. Thomas Woods, 1986-89	124	1,615	7
9. Tim McGee, 1982-85	123	2,042	15
10. Larry Seivers, 1973-76	117	1,924	8
11. Lucas Taylor, 2005-08	113	1,433	6
12. Alton "Pig" Howard, 2012-15	112	1,068	5
Denarius Moore 2007-10	112	2,004	18
14. Craig Faulkner, 1990-93	110	1,705	9
15. Carl Pickens, 1989-91	109	1,875	13
16. Justin Hunter, 2010-12	106	1,812	18
Anthony Hancock, 1978-81	106	1,826	12
18. Josh Malone, 2014-16	104	1,608	14
19. Jermaine Copeland, 1995-98	103	1,361	10
20. Alvin Harper, 1987-90	102	1,547	16
21. Richmond Flowers, 1966-68	101	1,172	9

CAREER RECEIVING YARDS LEADERS

Name, Years	No.	Yds.	Avg.
1. Joey Kent, 1993-96	183	2,814	15.4
2. Marcus Nash, 1994-97	177	2,447	13.8
3. Peerless Price, 1995-98	147	2,298	15.6
4. Robert Meachem, 2004-06	125	2,140	17.1
5. Cedrick Wilson, 1997-2000	159	2,137	13.4
6. Tim McGee, 1982-85	123	2,042	16.6
7. Denarius Moore 2007-10	112	2,004	17.9
8. Larry Seivers, 1973-76	117	1,924	16.4
9. Carl Pickens, 1989-91	109	1,875	17.2
10. Anthony Hancock, 1978-81	106	1,826	17.2
11. Justin Hunter, 2010-12	106	1,812	17.1



Joey Kent

YEAR-BY-YEAR LEADERS

Year	Name	No.	CPG	Yds.	TDs	AvC
1950	Bert Rechichar	9	--	205	2	22.8
1951	John Davis	8	--	160	1	20.0
1952	John Davis	14	--	297	5	21.2
1953	Jerry Hyde	8	--	173	3	21.6
1954	Hugh Garner	5	--	57	0	10.1
1955	Buddy Cruze	12	--	232	4	19.3
1956	Buddy Cruze	20	--	357	2	17.9
1957	Tommy Potts	10	--	123	1	12.3
1958	Murray Armstrong	14	--	195	1	13.9
1959	Cotton Letner	8	--	92	8	11.5
1960	Ken Waddell	8	--	60	1	7.5
1961	Hubert McClain	11	--	149	1	13.5
1962	John Bill Hudson	15	--	259	3	17.3
1963	Buddy Fisher	12	--	242	2	20.2
1964	Hal Wantland	21	--	284	1	13.5
1965	Johnny Mills	23	--	328	0	14.3
1966	Johnny Mills	48	--	725	4	15.1
1967	Richmond Flowers	41	--	585	4	14.3
1968	Ken DeLong	34	--	393	3	11.6
1969	Gary Kreis	38	--	609	5	16.0
1970	Joe Thompson	37	3.4	502	4	13.6
1971	Joe Thompson	15	1.4	247	1	16.5
1972	Emmon Love	20	1.8	280	1	14.0
1973	Stanley Morgan	22	2.0	511	4	23.2
1974	Larry Seivers	25	2.3	347	2	13.9
1975	Larry Seivers	41	3.7	840	4	20.5
1976	Larry Seivers	51	4.6	737	2	14.5
1977	Reggie Harper	30	3.0	331	1	11.0
1978	Reggie Harper	31	3.1	356	1	11.5
1979	Anthony Hancock	34	3.1	687	4	20.2
1980	Anthony Hancock	33	3.0	580	2	17.6
1981	Anthony Hancock	32	4.0	437	5	13.7
1982	Willie Gault	50	4.5	668	4	13.4
1983	Clyde Duncan	33	3.0	640	6	19.4
1984	Tim McGee	54	4.9	809	6	15.0
1985	Tim McGee	50	4.5	947	7	18.9
1986	Joey Clinkscales	37	3.4	511	3	13.8
1987	Thomas Woods	26	2.2	335	0	12.9
1988	Thomas Woods	58	5.3	689	5	11.9
1989	Thomas Woods	34	3.1	511	2	15.0
1990	Carl Pickens	53	4.8	917	6	17.3
1991	Carl Pickens	49	4.5	877	5	17.9
1992	Cory Fleming	40	3.6	490	2	12.3
1993	Craig Faulkner	40	3.6	680	6	17.0
1994	Joey Kent	36	3.3	470	4	13.1
1995	Joey Kent	69	6.3	1,055	9	15.3
1996	Joey Kent	68	6.2	1,080	7	15.9
1997	Marcus Nash	76	6.3	1,170	13	15.4
1998	Peerless Price	61	5.1	920	10	15.1
1999	Cedrick Wilson	57	5.2	827	4	14.5
2000	Cedrick Wilson	62	5.6	681	12	11.0
2001	Kelley Washington	64	5.3	1,010	5	15.8
2002	Jason Witten	39	3.0	493	5	12.6
2003	James Banks	42	3.2	621	6	14.8
2004	Tony Brown	31	2.4	388	3	12.5
2005	Robert Meachem	29	2.6	383	2	13.2
2006	Robert Meachem	71	5.5	1,298	11	18.3
2007	Lucas Taylor	73	5.2	1,000	5	13.7
2008	Gerald Jones	30	2.7	323	4	10.7
2009	Gerald Jones	46	3.8	680	4	14.8
2010	Gerald Jones	55	5.5	596	4	10.8
2011	Da'Rick Rogers	67	5.6	1,040	9	15.5
2012	Justin Hunter	73	6.1	1,083	9	14.8
2013	Alton "Pig" Howard	44	4.4	388	3	8.8
2014	Alton "Pig" Howard	54	4.2	618	1	11.4
2015	Von Pearson	38	2.9	409	3	10.8
2016	Josh Malone	50	3.8	972	11	19.4

*NCAA began compiling per-game averages in 1970.



100-YARD RUSHING/RECEIVING GAMES

Player	Rush/Rec.	Yards	Opponent	Date
Richard Pickens Gary Kreis	Rushing Receiving	122 110	Mississippi	11/16/1968
Stanley Morgan Larry Seivers	Rushing Receiving	138 109	Auburn	9/27/1975
Kelsey Finch Stanley Morgan	Rushing Receiving	124 131	Auburn	9/25/1976
James Berry Willie Gault	Rushing Receiving	102 217	Vanderbilt	11/28/1981
Johnnie Jones Clyde Duncan Lenny Taylor	Rushing Receiving Receiving	113 137 109	Alabama	10/15/1983
Johnnie Jones Clyde Duncan	Rushing Receiving	248 125	Vanderbilt	11/26/1983
Johnnie Jones Tim McGee	Rushing Receiving	119 190	Vanderbilt	12/1/1984
Keith Davis Tim McGee	Rushing Receiving	102 163	Auburn	9/28/1985
William Howard Anthony Miller	Rushing Receiving	158 101	Vanderbilt	11/29/1986
Reggie Cobb Thomas Woods	Rushing Receiving	182 128	Duke	9/10/1988
Greg Amsler Alvin Harper	Rushing Receiving	121 135	Kentucky	11/19/1988
Chuck Webb Thomas Woods	Rushing Receiving	162 112	Akron	11/11/1989
Chuck Webb Carl Pickens Alvin Harper	Rushing Receiving Receiving	131 141 115	Colorado	8/26/1990
Tony Thompson Carl Pickens	Rushing Receiving	120 144	Temple	11/3/1990
James Stewart Carl Pickens	Rushing Receiving	141 172	Auburn	9/28/1991
James Stewart Aaron Hayden Mose Phillips Craig Faulkner	Rushing Rushing Rushing Receiving	145 115 107 107	Vanderbilt	11/30/1991
Charlie Garner Craig Faulkner	Rushing Receiving	108 128	Vanderbilt	11/28/1992
Charlie Garner Cory Fleming	Rushing Receiving	107 105	Georgia	9/11/1993
James Stewart Jay Graham Kendrick Jones	Rushing Rushing Receiving	121 121 108	Vanderbilt	11/26/1994
Jay Graham Joey Kent	Rushing Receiving	137 110	Georgia	9/9/1995
Jay Graham Joey Kent	Rushing Receiving	108 107	Okla. State	9/30/1995
Jay Graham Joey Kent	Rushing Receiving	130 161	Arkansas	10/7/1995
Jay Graham Joey Kent Marcus Nash	Rushing Receiving Receiving	122 117 100	Alabama	10/14/1995
Jay Graham Joey Kent	Rushing Receiving	147 138	Kentucky	11/18/1995
Jay Graham Joey Kent	Rushing Receiving	154 109	Ohio State*	1/1/1996
Jay Graham Joey Kent	Rushing Receiving	121 126	Mississippi	10/3/1996
Jay Graham Joey Kent	Rushing Receiving	128 125	Alabama	10/26/1996

Player	Rush/Rec.	Yards	Opponent	Date
Jamal Lewis Marcus Nash	Rushing Receiving	124 126	Arkansas	11/15/1997
Jamal Lewis Marcus Nash Jamal Lewis	Rushing Receiving Receiving	128 195 105	Kentucky	11/22/1997
Travis Henry Peerless Price	Rushing Receiving	104 103	UAB	11/7/1998
Travis Henry Peerless Price	Rushing Receiving	136 181	Vanderbilt	11/28/1998
Jamal Lewis Cedrick Wilson	Rushing Receiving	159 183	Wyoming	9/4/1999
Jamal Lewis Donté Stallworth	Rushing Receiving	146 130	So. Carolina	10/30/1999
Travis Henry Cedrick Wilson	Rushing Receiving	139 117	Kentucky	11/18/2000
Travis Stephens Kelley Washington	Rushing Receiving	176 108	Georgia	10/6/2001
Travis Stephens Donté Stallworth	Rushing Receiving	124 142	Memphis	11/10/2001
Jabari Davis Kelley Washington	Rushing Receiving	135 112	Arkansas	10/5/2002
Cedric Houston Robert Meachem	Rushing Receiving	127 145	Kentucky	11/27/2004
LaMarcus Coker Robert Meachem	Rushing Receiving	125 157	Memphis	9/30/2006
Arian Foster Lucas Taylor Austin Rogers	Rushing Receiving Receiving	125 118 112	Southern Miss.	9/8/2007
LaMarcus Coker Lucas Taylor	Rushing Receiving	101 104	Arkansas St.	9/22/2007
Arian Foster Lucas Taylor	Rushing Receiving	118 103	Kentucky	11/24/2007
Tauren Poole Denarius Moore	Rushing Receiving	101 103	Memphis	11/6/2010
Tauren Poole Justin Hunter	Rushing Receiving	107 114	Mississippi	11/13/2010
Tauren Poole Justin Hunter Da'Rick Rogers	Rushing Receiving Receiving	101 156 100	Cincinnati	9/10/2011
Tauren Poole Da'Rick Rogers	Rushing Receiving	101 180	Buffalo	10/1/2011
Tauren Poole Da'Rick Rogers	Rushing Receiving	107 116	Vanderbilt	11/19/2011
Rajion Neal Justin Hunter	Rushing Receiving	151 115	Akron	9/22/2012
Marlin Lane Justin Hunter Cordarelle Patterson	Rushing Receiving Receiving	132 181 219	Troy	11/3/2012
Jalen Hurd Joshua Dobbs Alton Howard	Rushing Rushing Receiving	125 166 109	South Carolina	11/1/2014
Alvin Kamara Alvin Kamara	Rushing Receiving	127 161	Texas A&M	10/8/16
John Kelly Josh Malone	Rushing Receiving	104 112	Tennessee Tech	11/5/16
Joshua Dobbs Josh Malone	Rushing Receiving	118 120	Nebraska*	12/30/16

*Bowl game

ALL-PURPOSE YARDS

INDIVIDUAL GAME

Plays—44, Arian Foster vs. Vanderbilt 2005

Yards—312, Alvin Kamara at Texas A&M, 2016

INDIVIDUAL SEASON

Plays—310, Travis Stephens 2001

Yards—1,858, Cordarrelle Patterson, 2012

INDIVIDUAL CAREER

Plays—740, Arian Foster, 2005-08

Yards—4,642, Stanley Morgan 1973-76

CAREER LEADERS

1. STANLEY MORGAN, WR/TB (1973-76)

Year	Plays	Rush	Rec	KOR	PR	IR	Total
1973	38	32	511	309	—	—	852
1974	180	723	234	375	255	—	1,587
1975	159	809	13	63	284	—	1,169
1976	135	388	317	136	193	—	1,034
TOTALS	512	1,952	1,075	883	732	—	4,642

Others

	Plays	Rush	Rec	KOR	PR	IR	Total
2. Willie Gault, 1979-82	252	40	1,482	1,854	659	—	4,035
3. Arian Foster, 2005-08	740	2,964	742	174	—	—	3,880
4. James Stewart, 1991-94	585	2,890	463	—	—	—	3,353
5. Travis Henry, 1997-2000	577	3,078	98	—	—	—	3,176
6. Jamal Lewis, 1997-99	526	2,677	484	—	—	—	3,161
7. Johnnie Jones, 1981-84	543	2,852	220	—	—	—	3,072
8. Reggie Cobb, 1987-89	494	2,360	360	326	—	—	3,046
9. Cedric Houston, 2001-04	540	2,634	369	—	—	—	3,003
10. Peerless Price, 1995-98	177	127	2,289	480	4	—	2,900
11. George Cafego, 1937-39	335	1,589	—	391	883	—	2,863
12. Carl Pickens, 1989-91	161	11	1,875	777	135	50	2,848
13. Jay Graham, 1993-96	540	2,609	233	—	—	—	2,842
Rajion Neal, 2010-13	510	2,163	626	53	—	—	2,842
15. Joey Kent, 1993-96	185	-6	2,814	—	—	—	2,808
16. M. Hardesty, 2005-09	598	2,391	405	—	—	—	2,796

SINGLE-SEASON LEADERS

Name, Year	Plays	Rush	Rec	KOR	PR	IR	Total
1. Cord Patterson, 2012	99	308	778	671	101	—	1,858
2. Reggie Cobb, 1987	266	1,197	198	326	—	—	1,721
3. Arian Foster, 2007	287	1,193	340	117	—	—	1,650
4. M. Hardesty, 2009	307	1,345	302	—	—	—	1,647
5. Jamal Lewis, 1997	255	1,364	275	—	—	—	1,639
6. Travis Stephens, 2001	310	1,464	169	—	—	—	1,633
7. Jay Graham, 1995	292	1,438	160	—	—	—	1,598
8. Stanley Morgan, 1974	180	723	234	375	255	—	1,587
9. Jalen Hurd, 2015	299	1,288	190	—	—	—	1,478
10. Willie Gault, 1981	84	16	479	606	381	—	1,482
11. Charlie Garner, 1993	177	1,161	81	139	—	—	1,381
12. Travis Henry, 2000	266	1,314	65	—	—	—	1,379

SINGLE-GAME LEADERS

Name (Opp. Year)*	Plays	Rush	Rec	KOR	PR	Total
1. Alvin Kamara (Texas A&M 2016)	30	127	161	16	8	312
1. Chuck Webb (Mississippi 1989)	35	294	—	—	—	294
2. Cordarrelle Patterson (Troy 2012)	13	13	219	43	—	275
3. Willie Gault (Auburn 1982)	16	5	174	23	23	273
4. Willie Gault (Vanderbilt 1981)	6	—	217	—	51	268
Arian Foster (Vanderbilt 2005)	44	223	45	—	—	268
6. Stanley Morgan (Hawaii 1975)	17	201	—	—	63	264
7. Kelley Washington (LSU 2001)	11	—	256	—	—	256
8. Tony Thompson (Miss. State 1990)	23	248	5	—	—	253
9. Chuck Webb (Arkansas 1990)	35	250	—	—	—	250
10. Johnnie Jones (Vanderbilt 1983)	30	248	—	—	—	248
11. Jamal Lewis (Georgia 1997)	25	232	15	—	—	247
12. Reggie Cobb (Auburn 1989)	23	225	18	—	—	243
Johnnie Jones (Rutgers 1983)	42	234	9	—	—	243
14. Peerless Price (Florida St. 1998)	6	—	199	43	—	242
15. Travis Stephens (Florida 2001)	21	226	11	—	—	237
16. Tony Thompson (Vanderbilt 90)	31	236	—	—	—	236

YEAR-BY-YEAR LEADERS

Year	Player	Plays	Rush	Rec	KOR	PR	IR	Total
1950	Bert Rechichar	59	126	205	40	349	95	815
1951	Hank Lauricella	117	881	—	116	—	—	997
1952	Andy Kozar	122	660	—	—	—	—	660
1953	Jimmy Wade	183	675	—	159	235	59	1,128
1954	Tom Tracy	124	794	9	99	—	—	902
1955	Johnny Majors	209	657	—	128	234	—	1,019
1956	Johnny Majors	124	549	—	135	86	—	770
1957	Bobby Gordon	198	526	—	271	231	12	1,040
1958	Bill Majors	173	294	—	252	108	—	654
1959	Bill Majors	133	232	—	135	175	62	604
1960	Glenn Glass	102	225	—	61	81	—	620
1961	Mallon Faircloth	135	475	—	142	50	—	667
1962	Mallon Faircloth	169	376	—	230	191	59	856
1963	Mallon Faircloth	156	652	—	248	136	—	1,036
1964	Hal Wantland	137	222	284	224	33	—	763
1965	Walter Chadwick	120	470	92	228	—	—	790
1966	Johnny Mills	48	—	725	—	—	—	725
1967	Walter Chadwick	158	645	178	22	—	—	845
1968	Richard Pickens	145	736	96	19	—	—	851
1969	Curt Watson	150	807	28	—	—	—	835
1970	Curt Watson	196	791	54	—	—	—	845
1971	Curt Watson	199	766	30	17	—	—	813
1972	Haskel Stanback	201	890	57	109	—	—	1,056
1973	Stanley Morgan	38	32	511	309	—	—	852
1974	Stanley Morgan	180	723	234	375	255	—	1,587
1975	Stanley Morgan	159	809	13	63	284	—	1,169
1976	Stanley Morgan	135	388	317	136	193	—	1,034
1977	Kelsey Finch	162	770	76	34	—	—	880
1978	Hubert Simpson	117	524	102	13	—	—	639
1979	Hubert Simpson	168	792	75	—	—	—	867
1980	Willie Gault	61	20	240	662	103	—	1,025
1981	Willie Gault	84	16	479	606	381	—	1,482
1982	Willie Gault	95	4	668	549	145	—	1,366
1983	Johnnie Jones	197	1,116	67	—	—	—	1,183
1984	Johnnie Jones	242	1,290	86	—	—	—	1,376
1985	Tim McGee	59	—	947	17	18	—	982
1986	Anthony Miller	72	64	667	522	—	—	1,253
1987	Reggie Cobb	266	1,197	198	326	—	—	1,721
1988	Anthony Morgan	38	20	138	580	—	—	738
1989	Chuck Webb	209	1,236	—	—	—	—	1,236
1990	Tony Thompson	224	1,261	66	—	—	—	1,327
1991	James Stewart	208	939	106	—	—	—	1,045
1992	Charlie Garner	159	928	25	—	—	—	953
1993	Charlie Garner	177	1,161	81	139	—	—	1,381
1994	James Stewart	187	1,028	147	—	—	—	1,175
1995	Jay Graham	292	1,438	160	—	—	—	1,598
1996	Joey Kent	69	3	1,080	—	—	—	1,083
1997	Jamal Lewis	255	1,364	275	—	—	—	1,639
1998	Peerless Price	79	25	920	389	-3	—	1,331
1999	Jamal Lewis	192	816	193	—	—	—	1,009
2000	Travis Henry	266	1,314	65	—	—	—	1,379
2001	Travis Stephens	310	1,464	169	—	—	—	1,633
2002	Cedric Houston	153	779	55	—	—	—	834
2003	Mark Jones	65	65	556	—	303	51	975
2004	Gerald Riggs, Jr.	206	1,107	37	92	—	—	1,236
2005	Arian Foster	199	879	148	37	—	—	1,064
2006	Robert Meachem	77	3	1,298	12	16	—	1,329
2007	Arian Foster	287	1,193	340	117	—	—	1,650
2008	Dennis Rogan	42	—	698	62	38	798	
2009	Montario Hardesty	307	1,345	302	—	—	—	1,647
2010	Tauren Poole	226	1,034	171	—	—	—	1,205
2011	Da'Rick Rogers	75	10	1,040	113	—	—	1,163
2012	Cordarrelle Patterson	99	308	778	671	101	—	1,858
2013	Rajion Neal	242	1,124	108	—	—	—	1,232
2014	Jalen Hurd	225	899	221	—	—	—	1,120
2015	Jalen Hurd	299	1,288	190	—	—	—	1,478
2016	Alvin Kamara	162	596	392	16	184	—	1,188

SCORING

INDIVIDUAL GAME

Points—30, Gene McEver (S. Carolina 1929) Modern record—24, Bob Lund (Vanderbilt 1945); Harold Payne (Washington & Lee 1951); Hubert Simpson (Notre Dame 1979); Tony Thompson (Vanderbilt 1990); James Stewart (Georgia 1994); Jamal Lewis (Kentucky 1997)

Points by Kicking—17, Alan Duncan (Kentucky 1978; 5-6 FG, 2-2 PAT); Fuad Revez (Memphis State 1982; 5-5 FG, 2-2 PAT); Alex Walls (Wyoming 2002; 4-4 FG, 5-5 PAT)

Touchdowns—5, Gene McEver (South Carolina 1929) Modern record—4, Bob Lund (Vanderbilt 1945); Harold Payne (Washington & Lee 1951); Hubert Simpson (Notre Dame 1979); Tony Thompson (Vanderbilt 1990); James Stewart (Georgia 1994); Jamal Lewis (Kentucky 1997)

Point-After-Touchdowns Attempted—10, Alex Walls (La.-Monroe 2000)

Point-After-Touchdowns Made—10, Alex Walls (La.-Monroe 2000)

Percentage PATs Made—100.0, Alex Walls (La.-Monroe 2000; 10 of 10)

Two-Point Conversions Attempted—2, Six times; most recent: Cedric Houston (Kentucky 2004)

Two-Point Conversions Made—2, Kenny Jones (Alabama 1982); Thomas Woods (Alabama 1987)

Blocked Extra-Point Return—1, Floyd Miley (Mississippi 1990; 97 yards)

Field Goals Attempted—6, Alan Duncan (Kentucky 1978)

Longest Field Goal Attempted—63, Fuad Revez (Washington State 1984)

Field Goals Made—5, Alan Duncan (Kentucky 1978); Fuad Revez (Memphis State & Kentucky 1982); Alex Walls (Florida 2000)

Longest Field Goal Made—60, Fuad Revez (Georgia Tech 1982)

INDIVIDUAL SEASON

Points—130, Gene McEver 1929

Modern record—120, Reggie Cobb 1987

Points by kicking—118, Aaron Medley, 2015

Touchdowns—21, Gene McEver 1929

Modern record—20, Reggie Cobb 1987

Points-after-touchdowns attempted—59, John Becksvoort 1993

Point-after-touchdowns made—59, John Becksvoort 1993

Percentage PATs made (min. 35 atts.)—100.0, Aaron Medley 2016 (61 of 61); John Becksvoort 1993 (59 of 59); Aaron Medley 2015 (55 of 55); Greg Burke 1990 (50 of 50); James Wilhoit 2003 (41 of 41); John Becksvoort 1994 (39 of 39); Alex Walls 2000 & 2001 (both 39 of 39); Greg Burke 1989 (36 of 36); John Becksvoort 1992 (35 of 35)

Two-point conversions attempted—3, Hal Wantland 1964; Condredge Holloway 1973 & 1974

Two-point conversions made—2, Bobby

Morton 1962; Condredge Holloway 1973; Larry Seivers 1974; Tommy West 1974; Mike Gayles 1975; Kenny Jones 1982; Thomas Woods 1987; Alvin Harper 1987

Field goals attempted—31, Aaron Medley 2015, Fuad Revez 1982

Field goals made—27, Fuad Revez 1982

Field goals made by freshman—21, Daniel Lincoln 2007

Field-goal percentage—

Min. 10 atts.—92.0, John Becksvoort 1993 (12 of 13)

Min. 20 atts.—90.0, Alex Walls 2000 (18 of 20)

Min. 30 atts.—87.1, Fuad Revez 1982 (27 of 31)

Field-goal percentage by freshman (min. 10 made)—769, Aaron Medley 2014 (20 of 26)

Consecutive Field Goals Made—18, Fuad Revez 1984

INDIVIDUAL CAREER

Points—371, Jeff Hall 1995-98

Touchdowns—44, Gene McEver 1928-31

Modern record—39, Stanley Morgan 1973-76; James Stewart 1991-94

Consecutive games scoring touchdown—11, Travis Stephens, Nov. 4, 2000-Nov. 3, 2001 (12 rush, 1 rec.)

Point-after-touchdowns attempted—194, Jeff Hall 1995-98

Point-after-touchdowns made—188, Jeff Hall 1995-98

Point-after-touchdown percentage (min. 100 atts.)—100.0, John Becksvoort 1991-94 (161 of 161)

Consecutive point-after-touchdowns made—161, John Becksvoort 1991-94

Two-point conversions attempted—8, Condredge Holloway 1972-74

Two-point conversions made—3, Bobby Morton 1960-63; Condredge Holloway 1972-74

Field goals attempted—95, Fuad Revez 1981-84

Field goals made—71, Fuad Revez 1981-84

Field-goal percentage—

Min. 50 made—77.9, Alex Walls 1999-2002 (53 of 68)

Min. 70 made—74.7, Fuad Revez 1981-84 (71 of 95)

*SEC Scoring Champion; †Tied for SEC

Scoring Champion; +NCAA Champion

SCORING

MOST POINTS

GAME (BY TOUCHDOWN)

1.	30	Gene McEver vs. So. Carolina 1929	(5 TD)
2.	24	Jamal Lewis at Kentucky 1997	(4 TD)
	24	James Stewart at Georgia 1994	(4 TD)
	24	Tony Thompson at Vanderbilt 1990	(4 TD)
	24	Hubert Simpson vs. Notre Dame 1979	(4 TD)
	24	Herky Payne vs. Wash. & Lee 1951	(4 TD)
	24	Bob Lund vs. Vanderbilt 1945	(4 TD)

GAME (BY KICKING)

17	Derrick Brodus vs. Akron	2012
	(4 FG, 5 PAT)	
17	Alex Walls vs. Wyoming	2002
	(4 FG, 5 PAT)	
17	Fuad Revez vs. Memphis St.	1982
	(5 FG, 2 PAT)	
17	Alan Duncan vs. Kentucky	1978
	(5 FG, 2 PAT)	

SEASON

1.	+130	Gene McEver (21 TD, 4 PAT)	1929
2.	*120	Reggie Cobb (20 TD)	1987
3.	118	Aaron Medley (21 FG, 55 PAT)	2015
4.	115	D. Lincoln (21 FG, 52 PAT)	2007
5.	107	Greg Burke (19 FG, 50 PAT)	1990
6.	*104	Jeff Hall (19 FG, 47 PAT)	1998
7.	102	Aaron Medley (20 FG, 42 PAT)	2014
8.	*102	Carlos Revez (24 FG, 30 PAT)	1985
9.	101	Fuad Revez (27 FG, 20 PAT)	1982
10.	96	J. Wilhoit (18 FG, 42 PAT)	2006
	96	Tony Thompson (16 TD)	1990
12.	95	Jeff Hall (16 FG, 47 PAT)	1997
	95	Jeff Hall (16 FG, 47 PAT)	1995
	*95	J. Becksvoort (12 FG, 59 PAT)	1993

*SEC Champion; +NCAA Champion

SEASON (KICKING ONLY)

1.	118	Aaron Medley (21 FG, 55 PAT)	2015
2.	115	D. Lincoln (21 FG, 52 PAT)	2007
3.	107	Greg Burke (19 FG, 50 PAT)	1990
4.	*104	Jeff Hall (19 FG, 47 PAT)	1998
5.	102	Aaron Medley (20 FG, 42 PAT)	2014
6.	*102	Carlos Revez (24 FG, 30 PAT)	1985
7.	101	Fuad Revez (27 FG, 20 PAT)	1982
8.	96	J. Wilhoit (18 FG, 42 PAT)	2006
9.	95	Jeff Hall (16 FG, 47 PAT)	1997
	95	Jeff Hall (16 FG, 47 PAT)	1995
	*95	J. Becksvoort (12 FG, 59 PAT)	1993

CAREER

1.	371	Jeff Hall (61 FG, 188 PAT)	1995-98
2.	325	James Wilhoit (59 FG, 148 PAT)	2003-06
3.	317	John Becksvoort (52 FG, 161 PAT)	1991-94
5.	314	Aaron Medley (52 FG, 158 PAT)	2014-Pres.
4.	314	Fuad Revez (71 FG, 101 PAT)	1981-84
6.	292	Alex Walls (53 FG, 133 PAT)	1997-2002
7.	287	Daniel Lincoln (51 FG, 134 PAT)	2007-10
8.	276	Gene McEver (44 TD, 12 PAT)	1928-31
9.	236	Stanley Morgan (39 TD, 1 PAT)	1973-76
10.	234	James Stewart (39 TD)	1991-94
11.	220	Michael Palardy (37 FG, 109 PAT)	2010-13
12.	203	George Hunt (32 FG, 107 PAT)	1969-71

KICKING

FIELD GOALS ATTEMPTED SEASON

1.	31	Aaron Medley	2015
	31	Fuad Revez	1982
3.	29	Daniel Lincoln	2007
	29	Greg Burke	1990
5.	28	Carlos Revez	1985

GENERAL

STAFF

PLAYERS

REVIEW

HISTORY

HONORS

VOLMANAC

RECORDS



RECORDS

6.	26	Aaron Medley	2014
26	Fuad Reveiz	1983	
8.	25	Jeff Hall	1995
9.	24	James Wilhoit	2003
24	Jeff Hall	1998	
11.	23	Fuad Reveiz	1984
22	James Wilhoit	2006	

CAREER

1.	95	Fuad Reveiz	1981-84
2.	89	Jeff Hall	1995-98
3.	82	James Wilhoit	2003-06
4.	75	John Becksvoort	1991-94
5.	74	Daniel Lincoln	2007-10
6.	73	Aaron Medley	2014-Pres.
7.	68	Alex Walls	1999-2002
8.	61	Ricky Townsend	1972-74
9.	50	Michael Palardy	2010-13
10.	49	George Hunt	1969-71
11.	47	Carlos Reveiz	1984-86

FIELD GOALS MADE

GAME

1.	5	Alex Walls vs. Florida	2000
5	Fuad Reveiz vs. Kentucky	1982	
5	Fuad Reveiz vs. Memphis St.	1982	
5	Alan Duncan vs. Kentucky	1978	
5.	4	Many, last Aaron Medley at Missouri	2015

SEASON

1.	27	Fuad Reveiz	1982
2.	24	Carlos Reveiz	1985
3.	21	Aaron Medley	2015
21	Daniel Lincoln	2007	
5.	20	Aaron Medley	2014
20	Fuad Reveiz	1984	
7.	19	Jeff Hall	1998
19	Greg Burke	1990	
9.	18	James Wilhoit	2006
18	Alex Walls	2000	
11.	17	James Wilhoit	2003
17	Fuad Reveiz	1983	

CAREER

1.	71	Fuad Reveiz	1981-84
2.	61	Jeff Hall	1995-98
3.	59	James Wilhoit	2003-06
4.	53	Alex Walls	1999-2002
5.	52	Aaron Medley	2014-Pres.
6.	52	John Becksvoort	1991-94
51	Daniel Lincoln	2007-10	
8.	37	Michael Palardy	2010-13
9.	34	Carlos Reveiz	1984-86
10.	33	Ricky Townsend	1972-74
11.	32	Greg Burke	1989-90
32	George Hunt	1969-71	

FIELD GOAL PCT.

SEASON (MIN. 10 MADE)

1.	.923	John Becksvoort (12-13)	1993
2.	.909	Daniel Lincoln (10-11)	2010
3.	.900	Alex Walls (18-20)	2000
4.	.871	Fuad Reveiz (27-31)	1982
5.	.870	Fuad Reveiz (20-23)	1984
6.	.867	Greg Burke (13-15)	1989
7.	.857	Carlos Reveiz (24-28)	1985
8.	.824	Michael Palardy (14-17)	2013
9.	.818	James Wilhoit (18-22)	2006
10.	.800	George Hunt (12-15)	1971

■ CAREER (MIN. 25 MADE)

1.	.779	Alex Walls (53-68)	1999-2002
2.	.747	Fuad Reveiz (71-95)	1981-84
3.	.740	Michael Palardy (37-50)	2010-13
.727	Greg Burke (32-44)	1989-90	
5.	.723	Carlos Reveiz (34-47)	1984-86
6.	.720	James Wilhoit (59-82)	2003-06
7.	.712	Aaron Medley (52-73)	2014-Pres.
8.	.693	John Becksvoort (52-75)	1991-94
9.	.689	Daniel Lincoln (51-74)	2007-10
.689	Alan Duncan (31-45)	1978-80	
11.	.685	Jeff Hall (61-89)	1995-98
12.	.653	George Hunt (32-49)	1969-71

LONGEST FIELD GOALS

1.	60	Fuad Reveiz at Georgia Tech	1982
2.	57	Jimmy Gaylor at Kentucky	1977
3.	55	Carlos Reveiz vs. Georgia Tech	1985
55	Fuad Reveiz vs. Kentucky	1982	
55	Alan Duncan at Georgia Tech	1980	
6.	54	Fuad Reveiz vs. Memphis St.	1982
54	Karl Kremser vs. Alabama	1968	
8.	53	Jeff Hall vs. Oklahoma State	1995
53	John Becksvoort vs. Arkansas	1992	
53	C. Reveiz vs. Texas-El Paso	1986	
53	Alan Duncan vs. Duke	1978	
53	George Shuford at Alabama	1961	
53	Buck Hatcher at Sewanee	1920	

14.	52	Michael Palardy at Alabama	2011
52	Carlos Reveiz vs. W. Forest	1985	
52	Fuad Reveiz vs. Maryland*	1984	
52	Fuad Reveiz at Mississippi	1982	
52	Fuad Reveiz vs. Memphis St.	1982	
52	Fuad Reveiz at LSU	1982	
52	Fuad Reveiz vs. Iowa State	1982	
21.	51	Michael Palardy at Missouri	2013
51	James Wilhoit vs. Florida	2006	
51	James Wilhoit at Georgia	2004	
51	James Wilhoit at Florida	2003	
51	A. Walls vs. LSU (SEC Champ)	2001	
51	Alex Walls vs. So. Carolina	1999	
51	John Becksvoort vs. La. Tech	1993	
51	Greg Burke vs. Alabama	1990	
51	Phil Reich vs. Auburn	1987	
51	Carlos Reveiz vs. Ga. Tech	1985	
51	Fuad Reveiz at Memphis St.	1981	
51	George Hunt vs. Miss. St.	1971	
33.	50	James Wilhoit vs. Florida	2004
50	Jeff Hall at Kentucky	1995	
50	John Becksvoort vs. Penn St.*	1994	
50	Fuad Reveiz vs. Kentucky	1982	
50	George Hunt at Auburn	1971	

*Bowl Game

YEAR-BY-YEAR LEADERS

Year	Name	TDs	FGs	PAT	Total
1950	Andy Kozar	11	0	0	66
1951	Herky Payne	14	0	0	84
1952	Andy Kozar	7	0	0	42
1953	Jimmy Wade	12	0	0	72
1954	Tom Tracy	4	0	7	31
1955	Johnny Majors	6	0	0	36
1956	Tommy Bronson	8	0	0	48
1957	Bobby Gordon	9	0	0	54
1958	Bill Majors	2	0	0	12
Carl Smith	2	0	0	12	
Murray Armstrong	2	0	0	12	
1959	Gene Etter	4	0	3	27
1960	Glenn Glass	8	0	0	48
1961	Mallon Faircloth	6	0	0	36
1962	George Shuford	0	3	16	25
1963	Hal Wantland	4	0	0	24
Stan Mitchell	4	0	0	24	
Mallon Faircloth	4	0	0	24	
1964	Hal Wantland	5	0	1	32
1965	David Leake	1	4	21	39
1966	Austin Denney	7	0	0	42
1967	Walter Chadwick	11	0	0	66
1968	Karl Kremser	0	6	28	46
1969	George Hunt	0	10	35	65
1970	George Hunt	0	10	42	72
1971	George Hunt	0	12	30	66
1972	Haskel Stanback	13	0	0	78
1973	Ricky Townsend	0	11	27	60
1974	Stanley Morgan	14	0	0	84
1975	Stanley Morgan	10	0	0	60
1976	Stanley Morgan	11	0	1	68
1977	Kelsey Finch	9	0	1	56
1978	Alan Duncan	0	13	26	65
1979	Alan Duncan	0	10	33	63
1980	Alan Duncan	0	8	28	52
1981	Fuad Reveiz	0	7	25	46
1982	Fuad Reveiz	0	27	20	101
1983	Fuad Reveiz	0	17	27	78
1984	Fuad Reveiz	0	20	29	89

Year	Name	TDs	FGs	PAT	Total
1985	Carlos Reveiz	0	24	30	102
1986	William Howard	14	0	1	86
1987	Reggie Cobb	20	0	0	120
1988	Thomas Woods	6	0	0	36
Chip McCallum	0	7	15	36	
1989	Greg Burke	0	13	36	75
1990	Greg Burke	0	19	50	107
1991	John Becksvoort	0	15	28	73
1992	John Becksvoort	0	16	35	83
1993	John Becksvoort	0	12	59	95
1994	James Stewart	14	0	0	84
1995	Jeff Hall	0	16	47	95
1996	Jeff Hall	0	10	47	77
1997	Jeff Hall	0	16	47	95
1998	Jeff Hall	0	19	47	104
1999	Alex Walls	0	8	35	59
2000	Alex Walls	0	18	39	93
2001	Alex Walls	0	15	39	84
2002	Jabari Davis	10	0	0	60
2003	James Wilhoit	0	17	41	92
2004	James Wilhoit	0	10	44	74
2005	James Wilhoit	0	14	21	63
2006	James Wilhoit	0	18	42	96
2007	Daniel Lincoln	0	21	52	115
2008	Daniel Lincoln	0	10	22	52
2009	Montario Hardesty	14	0	0	84
2010	Tauren Poole	12	0	0	72
2011	Da'Rick Rogers	9	0	0	54
2012	Michael Palardy	0	9	37	64
2013	Michael Palardy	0	14	34	76
2014	Aaron Medley	0	20	42	102
2015	Aaron Medley	0	21	55	118
2016	Aaron Medley	0	11	61	94



PUNTING

INDIVIDUAL GAME

Punts—14, Craig Colquitt vs. Kentucky 1976

Average

Min. 5 punts—53.0, Jimmy Colquitt vs. LSU 1982 and Auburn 1983 (both 5 punts for 265 yards)

Min. 7 punts—51.7, Dustin Colquitt (South Carolina 2003;7 for 362 yards)

Longest—100, A. H. Douglas vs. Clemson 1902

(Modern)—81, Kent Elmore vs. Vandy 1988

INDIVIDUAL SEASON

Punts—80, Matt Darr, 2014

Yards—3,378, Matt Darr, 2014

Average per punt

Min. 25 punts—46.9, Jimmy Colquitt 1982 (45 for 2,110 yards)

Min. 50 punts—45.7, Trevor Daniel 2015 (60 for 2,742 yards)

INDIVIDUAL CAREER

Punts—240, Dustin Colquitt 2001-04

Yards—10,216, Dustin Colquitt 2001-04

Average (Min. 75 Punts)—45.2, Trevor

Daniel 2015-Pres. (124 for 5,602 yards)

MOST PUNTS

GAME

1. 14 Craig Colquitt vs. Kentucky 1976

2. 13 Herman Weaver vs. Georgia 1968

CAREER PUNTING LEADERS

1. **Trevor Daniel, 2015-Pres. 130 5,862 45.1**

2. **JIMMY COLQUITT, P (1981-84), KNOXVILLE**

	No.	Yds.	Avg.
1981	58	2,543	43.8
1982	46	2,156	46.9
1983	58	2,437	42.0
1984	39	1,680	43.1
TOTALS	201	8,816	43.9

3. Michael Palardy, 2010-13 117 5,024 42.9

4. Britton Colquitt, 2005-08 209 8,897 42.569

5. Dustin Colquitt, 2001-04 240 10,216 42.566

6. Craig Colquitt, 1975-77 204 8,662 42.46

7. Ron Widby, 1964-66 142 6,002 42.26

8. Kent Elmore, 1986-88 86 3,631 42.22

9. Neil Clabo, 1972-74 179 7,468 41.72

10. Chad Cunningham 2007-10 149 6,214 41.70

YEAR-BY-YEAR LEADERS

Year	Name	No.	Yds.	Avg.
1950	Hank Lauricella	63	2,292	36.4
1951	Hank Lauricella	43	1,494	34.7
1952	Pat Shires	54	1,911	35.4
1953	Jimmy Wade	36	1,115	30.9
1954	Bobby Brengle	30	1,275	42.5
1955	Johnny Majors	39	1,511	38.7
1956	Johnny Majors	26	1,119	43.0
1957	Bobby Gordon	40	1,707	42.7
1958	Bill Majors	49	1,739	35.5
1959	Gene Etter	38	1,592	41.9
1960	Bill Majors	30	1,166	38.9
1961	George Canale	32	1,195	37.3
1962	George Canale	53	2,218	41.8
1963	Jackie Cotton	29	995	34.3
1964	Ron Widby	74	3,042	41.1
1965	Jackie Cotton	43	1,526	35.5
1966	Ron Widby	38	2,104	43.8
1967	Herman Weaver	54	2,080	38.5
1968	Herman Weaver	74	2,986	40.4
1969	Herman Weaver	53	2,197	41.2
1970	Bobby Majors	61	2,230	36.3
1971	Bobby Majors	67	2,549	38.0

3. 12 Hal Littleford vs. N. Carolina 1948

4. 11 Jimmy Colquitt at Kentucky 1983

11 Neil Clabo at Auburn 1974

11 Neil Clabo vs. Auburn 1973

PUNTING AVERAGE

GAME (MIN. 5 PUNTS)

1. 53.0 Jimmy Colquitt vs. Auburn 1983

53.0 Jimmy Colquitt at LSU 1982

3. 52.3 Chris Hogue vs. Nebraska* 1997

4. 52.0 Craig Colquitt vs. Oregon St. 1977

5. 51.7 Dustin Colquitt vs. So. Carolina 2003

6. 51.6 Tom Hutton vs. UCLA 1991

7. 51.3 Trevor Daniel at Florida 2015

8. 51.2 Michael Palardy vs. Georgia 2013

9. 51.0 Jimmy Colquitt vs. Ga. Tech 1981

*Bowl Game

SEASON (MIN. 40 PUNTS)

1. 46.9 Jimmy Colquitt (46/2,156) 1982

2. 45.7 Trevor Daniel (56/2,551) 2015

3. 45.3 Dustin Colquitt (68/3,081) 2003

4. 45.0 Craig Colquitt (66/2,969) 1977

5. 44.9 B. Colquitt (46/2,066) 2006

6. 44.6 Trevor Daniel (70/3,120) 2016

7. 44.5 Michael Palardy (63/2,801) 2013

8. 44.3 Kent Elmore (41/1,818) 1988

9. 43.8 Jimmy Colquitt (58/2,543) 1981

10. 43.8+ Ron Widby (48/2,104) 1966

11. 43.6 D. Colquitt (65/2,833) 2002

43.6 Neil Clabo (56/2,439) 1973

+ NCAA statistical champion

CAREER

1. 45.1 Trevor Daniel (130/5,862) 2015-Pres.

2. 43.9 J. Colquitt (201/8,816) 1981-84

3. 42.9 Michael Palardy (117/5,024) 2010-13

4. 42.569 B. Colquitt (209/8,897) 2005-08

5. 42.566 D. Colquitt (240/10,216) 2001-04

6. 42.5 C. Colquitt (204/8,662) 1975-77

7. 42.3 Ron Widby (142/6,002) 1964-66

8. 42.2 Kent Elmore (86/3,631) 1986-88

9. 41.72 Neil Clabo (179/7,468) 1972-74

10. 41.70 C. Cunningham (149/6,214) 2007-10

11. 40.71 Tom Hutton (180/7,329) 1991-94

12. 40.64 Matt Darr (132/5,378) 2011-14

13. 40.63 D. Leaverton (180/7,313) 1997-2000

LONGEST PUNTS

1. 100* A.H. Douglas vs. Clemson 1902

2. 81 Kent Elmore vs. Vanderbilt 1988

3. 79 Johnny Butler at Alabama 1940

79 Ed Palmer at Alabama 1934

5. 78 Chris Hogue vs. Nebraska* 1997

78 Neil Clabo at Kentucky 1973

7. 76 Hank Lauricella at Alabama 1951

76 Beattie Feathers vs. Florida 1933

9. 75 Hank Lauricella vs. Ole Miss 1950

10. 74 Joey Chapman vs. Pacific 1990

74 Bill Majors at Auburn 1958

74 Bobby Gordon at Vandy 1956

*Field was 110 yards long; *Bowl Game

1972	Neil Clabo	59	2,272	38.5
1973	Neil Clabo	56	2,439	43.6
1974	Neil Clabo	64	2,757	43.1
1975	Craig Colquitt	79	3,183	40.3
1976	Craig Colquitt	59	2,510	42.3
1977	Craig Colquitt	66	2,969	45.0
1978	Dale Schneitman	57	2,296	40.3
1979	John Warren	52	2,106	40.5
1980	John Warren	58	2,327	40.1
1981	Jimmy Colquitt	58	2,543	43.8
1982	Jimmy Colquitt	46	2,156	46.9
1983	Jimmy Colquitt	58	2,437	42.0
1984	Jimmy Colquitt	39	1,680	43.1
1985	Bob Garmon	53	2,074	39.1
1986	Bob Garmon	43	1,810	42.1
1987	Bob Garmon	35	1,440	41.1
1988	Kent Elmore	41	1,818	44.3
1989	Kent Elmore	43	1,727	40.2
1990	Joey Chapman	45	1,885	41.9
1991	Tom Hutton	32	1,341	41.9
1992	Tom Hutton	64	2,632	41.4
1993	Tom Hutton	40	1,584	39.2
1994	Tom Hutton	44	1,772	40.3
1995	Larry Binion	42	1,509	35.9
1996	Larry Binion	49	1,961	40.0
1997	Chris Hogue	42	1,665	39.4
1998	David Leaverton	56	2,178	38.9
1999	David Leaverton	57	2,427	42.6
2000	David Leaverton	59	2,415	40.9
2001	Dustin Colquitt	51	2,020	39.6
2002	Dustin Colquitt	65	2,833	43.6
2003	Dustin Colquitt	68	3,081	45.3
2004	Dustin Colquitt	56	2,282	40.8
2005	Britton Colquitt	59	2,431	41.2
2006	Britton Colquitt	46	2,066	44.9
2007	Britton Colquitt	62	2,579	41.6
2008	Britton Colquitt	42	1,821	43.4
2009	Chad Cunningham	55	2,313	42.1
2010	Chad Cunningham	66	2,791	42.3
2011	Matt Darr	40	1,525	38.1
2012	Michael Palardy	36	1,551	43.1
2013	Michael Palardy	63	2,801	44.5
2014	Matt Darr	80	3,378	42.2
2015	Trevor Daniel	60	2,742	45.7
2016	Trevor Daniel	70	3,120	44.6

+NCAA statistical champion.

RECORDS

PUNT RETURNS

INDIVIDUAL GAME

Punts returned—7, Jerry Smith (Auburn 1964); Bobby Majors (Georgia 1969 and South Carolina 1970); Eddie Brown (Wake Forest 1972); Terry Fair (Vanderbilt 1996 and Auburn 1997); Eric Parker (Vanderbilt 1999 and Syracuse 2001); Dennis Rogan (South Carolina 2008)

Yards returned—157, Terry Fair (Auburn 1997; 7 returns)

Average per return (min. 3 ret.)—45.0, Bert Rechichar (Washington & Lee 1950; 3 for 135)

Longest punt return—100, Bert Rechichar (Washington & Lee 1950)

Touchdowns by punt return—1, by many, last by Marquez Callaway (Tenn. Tech 2016)

INDIVIDUAL SEASON

Punts returned—42, Bobby Majors 1971; Eddie Brown 1972

Yards returned—467, Cameron Sutton 2015

Average per return (min. 1.2 per game)—*25.9, Bill Blackstock 1951 (12 for 311 yards)

Touchdowns by punt return—2, Bobby Majors 1969 & 1971; Eddie Brown 1973; Stanley Morgan 1975; Terry Fair 1996; Cameron Sutton 2015

INDIVIDUAL CAREER

Punts returned—117, Bobby Majors 1969-71

Yards returned—1,163, Bobby Majors 1969-71

Average per return—

Min. 50 ret.—14.7, Bert Rechichar 1949-51 (55 for 808 yards)

Min. 100 ret.—9.9, Bobby Majors 1969-71 (117 for 1,163 yards)

Touchdowns by punt return—4, Bobby Majors 1969-71

PUNT RETURNS

MOST RETURNS

GAME

1.	7	Dennis Rogan at So. Carolina	2008
	7	Eric Parker vs. Syracuse	2001
	7	Eric Parker vs. Vanderbilt	1999
	7	Terry Fair vs. Auburn (SEC)	1997
	7	Terry Fair at Vanderbilt	1996
	7	Eddie Brown vs. Wake Forest	1972
	7	Bobby Majors at So. Carolina	1970
	7	Bobby Majors at Georgia	1969
	7	Jerry Smith at Auburn	1964

SEASON

1.	42	Eddie Brown	1972
	42	Bobby Majors	1971
3.	38	Bobby Majors	1970
4.	37	Bobby Majors	1969
5.	36	Hal Littleford	1948
6.	35	Eric Parker	2000
7.	31	Willie Gault	1981
	31	Eddie Brown	1973
9.	30	Shawn Summers	1992

CAREER

1.	117	Bobby Majors	1969-71
2.	103	Eric Parker	1998-2001
3.	84	Shawn Summers	1992-95
4.	79	Hal Littleford	1947-49
5.	78	Willie Gault	1979-82
6.	74	Stanley Morgan	1973-76

	74	Eddie Brown	1971-73
	74	Jerry Smith	1964-66
9.	67	Jonathan Hefney	2004-07
10.	60	Thomas Woods	1986-89
11.	55	Bert Rechichar	1949-50

RETURN YARDS

SEASON

1.	467	Cameron Sutton	2015
2.	457	Bobby Majors	1969
3.	448	Hal Littleford	1948
4.	437	Bobby Majors	1971
5.	429	Eddie Brown	1972
6.	400	Terry Fair	1996
7.	387	Eric Parker	1999
8.	381	Dale Carter	1990
	381	Willie Gault	1981
10.	375	Stanley Morgan	1974
11.	359	Eddie Brown	1973
12.	352	Eric Parker	2000

CAREER

1.	1163	Bobby Majors	1969-71
2.	942	Shawn Summers	1992-95
3.	920	Eric Parker	1998-2001
4.	883	George Cafego	1937-39
5.	880	Hal Littleford	1947-49
6.	852	Stanley Morgan	1973-76
7.	808	Bert Rechichar	1949-51
8.	788	Eddie Brown	1971-73
9.	745	Terry Fair	1994-97
10.	659	Willie Gault	1979-82

RETURN AVERAGE

SEASON (MIN. 10 RETURNS)

1.	25.9+	Bill Blackstock	1951
2.	20.4+	Walter Slater	1941
3.	18.7+	Cameron Sutton	2015
4.	18.1	Nilo Silvan	1994
5.	17.6	George Canale	1960
6.	17.5	Bert Rechichar	1950
7.	15.1	Mark Jones	2003

+ NCAA statistical champion

CAREER (MIN. 30 RETURNS)

1.	14.7	Burt Rechichar	1949-51
2.	14.6	Cameron Sutton	2013-16
3.	14.1	Terry Fair	1994-97
4.	13.2	Bobby Brengle	1952-54
5.	12.4	George Canale	1960-62
6.	12.2	Johnny Majors	1954-56

TOUCHDOWNS

SEASON

1.	2	Cameron Sutton	2015
	2	Terry Fair	1996
	2	Stanley Morgan	1975
	2	Eddie Brown	1973
	2	Bobby Majors	1971
	2	Bobby Majors	1969

CAREER

1.	4	Bobby Majors	1969-71
2.	3	Cameron Sutton	2013-16
	3	Stanley Morgan	1973-76

LONGEST RETURNS

1.	100	Burt Rechichar vs. Wash. & Lee	1950
2.	90	Harold Payne vs. Duke	1949
3.	89	Roland James vs. Vanderbilt	1979
4.	86	Terry Fair vs. Arkansas	1996
	86	Terry Fair vs. UCLA	1996
	86	Bill Boneys, Emory & Henry	1924
7.	85	Cameron Sutton vs. Vanderbilt	2015
	85	Eddie Brown vs. Georgia	1973

	85	Buist Warren vs. Mississippi	1938
	85	George Canale vs. N. Carolina	1960
11.	84	Cameron Sutton at Kentucky	2015
12.	82	Thomas Woods at Wash State	1988

YEARLY LEADERS

Year	Name	Returns	Yds	Avg
1950	Bert Rechichar	20	349	17.5
1951	Bill Blackstock+	12	311	25.9
1952	Bobby Brengle	24	241	10.0
1953	Jimmy Wade	18	235	13.0
1954	Bobby Brengle	14	192	13.7
1955	Johnny Majors	21	234	11.1
1956	Johnny Majors	10	86	8.6
1957	Bobby Gordon	22	231	10.5
1958	Bill Majors	15	108	7.2
1959	Bill Majors	22	175	8.0
1960	George Canale	10	176	17.6
1961	George Canale	14	108	7.8
1962	Mallon Faircloth	20	191	9.6
1963	Mallon Faircloth	12	136	11.3
1964	Jerry Smith	24	193	8.0
1965	Jerry Smith	27	262	9.7
1966	Jerry Smith	23	148	6.4
1967	Bill Baker	21	232	11.0
1968	Bill Baker	29	305	10.5
1969	Bobby Majors	37	457	12.1
1970	Bobby Majors	38	269	7.0
1971	Bobby Majors	42	437	10.1
1972	Eddie Brown	42	429	10.2
1973	Eddie Brown	31	359	11.6
1974	Stanley Morgan	29	375	12.9
1975	Stanley Morgan	20	284	14.2
1976	Stanley Morgan	25	193	7.7
1977	Jeff Moore	12	32	2.7
1978	Robert Malone	11	117	10.6
1979	Roland James	19	243	12.8
1980	Willie Gault	21	103	4.9
1981	Willie Gault	31	381	12.3
1982	Willie Gault	20	145	7.3
1983	Tim McGee	21	192	9.1
1984	Andre Creamer	12	117	9.8
1985	Andre Creamer	22	149	6.8
1986	Thomas Woods	18	203	11.3
1987	Andre Creamer	17	120	7.1
1988	Thomas Woods	18	185	10.3
1989	Thomas Woods	14	126	9.0
1990	Dale Carter	29	381	13.1
1991	Dale Carter	24	141	5.9
1992	Shawn Summers	30	342	11.4
1993	Shawn Summers	18	255	14.2
1994	Nilo Silvan	15	272	18.1
1995	Shawn Summers	18	171	9.5
1996	Terry Fair	29	400	13.8
1997	Terry Fair	19	272	14.3
1998	Eric Parker	17	116	6.8
1999	Eric Parker	41	387	9.4
2000	Eric Parker	35	352	10.1
2001	Rashad Baker	26	237	9.1
2002	Mark Jones	26	240	9.2
2003	Mark Jones	20	303	15.1
2004	Jonathan Hefney	23	115	5.0
2005	Jonathan Hefney	13	149	11.5
2006	Jonathan Hefney	17	206	12.1
2007	Dennis Rogan	17	165	9.7
2008	Gerald Jones	15	150	10.0
2009	Dennis Rogan	6	46	7.7
2010	Eric Gordon	6	39	6.5
2011	Devrin Young	8	94	11.8
2012	Devrin Young	16	155	9.7
2013	Devrin Young	8	63	7.9
2014	Cameron Sutton	14	158	11.3
2015	Cameron Sutton+	25	467	18.7
2016	Alvin Kamara	18	184	10.2

+NCAA statistical champion

KICKOFF RETURNS

INDIVIDUAL GAME

Kickoffs returned—7, Willie Gault (Southern California 1981)

Yards returned—207, LaMarcus Coker (Florida 2007)

Longest kickoff return—100, Evan Berry (at South Carolina 2016); Evan Berry (at Kentucky 2015); Leonard Scott (Georgia 1999); Peerless Price (Alabama 1998); Pete Panuska (Maryland 1984); Willie Gault (Pittsburgh 1980)

Most TDs by kickoff return—1, set by several, last Evan Berry at South Carolina, 2016

INDIVIDUAL SEASON

Kickoffs returned—33, David Oku (2009)

Yards returned—863, David Oku (2009)

Average per return—

Min. 20 ret.—34.2, Evan Berry 2015 (21 for 804 yards)

Min. 30 ret.—26.2, David Oku 2009 (33 for 863 yards)

Touchdowns by kickoff return—3, Evan Berry 2015; Willie Gault 1980;

INDIVIDUAL CAREER

Kickoffs returned—78, Willie Gault 1979-82

Yards returned—1,854, Willie Gault 1979-82

Average per return—

Min. 30 ret.—34.2, Evan Berry 2014-Pres. (49 for 1,677 yards)

Min. 50 ret.—23.8, Willie Gault 1979-82 (78 for 1,854 yards)

Touchdowns by kickoff return—4, Evan Berry, 2014-Pres.; Willie Gault 1979-82

KICKOFF RETURNS

MOST RETURNS

GAME

1. 7 Willie Gault at Southern Cal 1981

SEASON

1. 33 David Oku 2009

2. 28 Dennis Rogan 2008

28 Willie Gault 1981

4. 27 Devrin Young 2011

27 Dale Carter 1991

27 Ronald Davis 1992

27 Leonard Scott 2000

8. 26 Carl Pickens 1989

26 Corey Larkins 2002

10. 25 Leonard Scott 2001

CAREER

1. 78 Willie Gault 1979-82

2. 77 Leonard Scott 1999-2002

3. 63 Corey Larkins 2001-04

4. 54 Devrin Young 2011-Pres.

5. 49 Evan Berry 2014-Pres.

49 David Oku 2009-10

7. 44 Dennis Rogan 2007-09

44 Dale Carter 1990-91

9. 41 Gary Moore 1977-79

10. 37 Stanley Morgan 1973-76

37 Anthony Morgan 1988-90

35 Carl Pickens 1989-91

13. 30 LaMarcus Coker 2006-07

30 Billy Williams 1993-94

RETURN YARDS

SEASON

1. 863 David Oku 2009

2. 804 Evan Berry 2015

3. 698 Dennis Rogan 2008

4. 671 Cordarrelle Patterson 2012

5. 662 Willie Gault 1980

6. 636 Leonard Scott 2000

7. 628 Devrin Young 2011

8. 623 Dale Carter 1991

9. 611 Corey Larkins 2002

10. 606 Willie Gault 1981

CAREER

1. 1,854 Willie Gault 1979-82

2. 1,788 Leonard Scott 1999-2002

3. 1,677 Evan Berry 2014-Pres.

4. 1,543 Devrin Young 2011-14

6. 1,307 Corey Larkins 2001-04

6. 1,175 David Oku 2009-10

7. 1,133 Dennis Rogan 2007-09

8. 1,130 Dale Carter 1990-91

9. 996 Gary Moore 1977-79

10. 862 Anthony Morgan 1988-90

11. 777 Carl Pickens 1989-91

12. 763 Stanley Morgan 1973-76

13. 740 LaMarcus Coker 2006-07

14. 722 Billy Williams 1993-94

15. 671 Cordarrelle Patterson 2012

RETURN AVERAGE

SEASON (MIN. 10 RETURNS)

1. 38.3+ Evan Berry 2015

2. 32.9 Evan Berry 2016

3. 29.82+ Dale Carter 1990

4. 29.80+ Randall Morris 1983

5. 29.5 Evan Berry 2014

29.5 Dennis Rogan 2007

7. 28.4 Billy Williams 1993

8. 28.0 Cordarrelle Patterson 2012

9. 27.8 Peerless Price 1998

+NCAA Statistical Champion

CAREER (MIN. 20 RETURNS)

1. 34.2 Evan Berry 2014-Pres.

2. 28.2 Mallon Faircloth 1961-63

3. 28.0 Cordarrelle Patterson 2012

4. 25.8 Dennis Rogan 2007-09

5. 25.7 Dale Carter 1990-91

6. 24.7 LaMarcus Coker 2006-07

7. 24.3 Gary Moore 1977-79

TOUCHDOWNS

SEASON

1. 3 Evan Berry 2015

3 Willie Gault 1980

CAREER

1. 4 Evan Berry 2014-Pres.

4 Willie Gault 1979-82

LONGEST RETURNS

1. 100 Evan Berry at South Carolina 2016

100 Evan Berry at Kentucky 2015

100 Leonard Scott vs. Georgia 1999

100 Peerless Price vs. Alabama 1998

100 Pete Panuska vs. Maryland* 1984

100 Willie Gault vs. Pittsburgh 1980

7. 98 Gene McEver at Alabama 1928

98 Henry Krouse at No. Carolina 1934

98 Gary Moore vs. Auburn 1979

98 Cord. Patterson at Miss State 2012

11. 96 Evan Berry vs. Arkansas 2015

96 Willie Gault at LSU 1982

13. 95 Willie Gault at Vanderbilt 1980

14. 94 Buddy Hackman vs. Wash. & Lee 1928

94 Mallon Faircloth vs. Chattanooga 1963

*Bowl Game

MISSED FG RETURN FOR TDS

GAME

1. 95* J. Elmore vs. Carson-Newman 1926

2. 90* Tyrone Hines vs. S. Carolina 1995

3. 85* Floyd Miley vs. Notre Dame 1991

*-Short FG; ^-Blocked FG

YEARLY LEADERS

Year	Name	Returns	Yds	Avg
1950	Jimmy Hahn	7	165	23.6
1951	Hank Lauricella	6	116	19.3
1952	Ed Godzak	4	124	31.0
1953	Jimmy Wade	7	159	22.7
1954	Tom Tracy	5	99	19.8
1955	Johnny Majors	5	128	25.6
1956	Johnny Majors	6	135	22.5
1957	Bobby Gordon	9	271	30.1
1958	Bill Majors	10	252	25.2
1959	Bill Majors	6	135	22.5
1960	Gene Etter	6	146	24.3
1961	Glenn Glass	4	186	46.5
1962	Mallon Faircloth	9	230	24.4
1963	Mallon Faircloth	7	248	35.4
1964	Hal Wantland	10	224	22.4
1965	Walter Chadwick	10	228	22.8
1966	Richmond Flowers	7	151	21.6
1967	Richmond Flowers	8	173	21.6
1968	Lanny Pearce	9	206	22.9
1969	Richard Callaway	8	146	18.0
1970	Lester McClain	8	168	21.0
1971	Bobby Majors	8	245	30.1
1972	Haskel Stanback	7	109	15.6
1973	Stanley Morgan	14	309	22.1
1974	Paul Careathers	18	375	20.8
1975	Jeff Moore	19	333	17.5
1976	Stanley Morgan	6	136	22.7
1977	Gary Moore	14	376	26.9
1978	Robert Malone	15	293	19.5
1979	Gary Moore	17	363	21.4
1980	Willie Gault	24	662	27.6
1981	Willie Gault	28	606	21.6
1982	Willie Gault	23	549	23.9
1983	Randall Morris	15	447	29.8
1984	Wesley Pryor	9	201	22.3
1985	Pete Panuska	11	218	19.8
1986	Anthony Miller	24	522	21.7
1987	Reggie Cobb	16	326	20.4
1988	Anthony Morgan	24	580	24.2
1989	Carl Pickens	26	594	22.8
1990	Dale Carter	17	507	29.8
1991	Dale Carter	27	623	23.1
1992	Ronald Davis	27	579	21.4
1993	Billy Williams	13	369	28.4
1994	Billy Williams	17	353	20.8
1995	Shawn Summers	12	269	22.4
1996	Mark Levine	17	431	25.4
1997	Dwayne Goodrich	13	282	21.7
1998	Peerless Price	14	389	27.8
1999	Leonard Scott	20	540	27.0
2000	Leonard Scott	27	636	23.6
2001	Leonard Scott	25	552	20.9
2002	Corey Larkins	26	611	23.5
2003	Corey Larkins	19	387	20.4
2004	Corey Larkins	14	241	17.2
2005	Lucas Taylor	19	428	22.5
2006	LaMarcus Coker	9	180	20.0
2007	LaMarcus Coker	21	560	26.7
2008	Dennis Rogan	28	698	24.9
2009	David Oku	33	863	26.2
2010	David Oku	16	312	19.5
2011	Devrin Young	27	628	23.3
2012	Cordarrelle Patterson	24	671	28.0
2013	Devrin Young	19	493	25.9
2014	Evan Berry	14	413	29.5
2015	Evan Berry	21	804	38.3
2016	Evan Berry	14	460	32.9

+NCAA statistical champion

TOTAL KICK RETURNS (KICKOFF & PUNT)

INDIVIDUAL GAME

Total kicks returned—10, Willie Gault (Memphis State 1981)
 Yards on punt & kickoff returns—210, Dale Carter (Kentucky 1990)
 Average per return (min. 4 ret.)—48.8, Bobby Majors (Penn State 1971; 4 for 195)
 Touchdowns by kick returns—1, many

INDIVIDUAL SEASON

Total kicks returned—59, Willie Gault 1981 (31 punt, 28 kickoff)
 Yards on punt & kickoff returns—987, Willie Gault 1981
 Touchdowns by kick return—3, Evan Berry 2015; Willie Gault 1980
 Touchdowns by kick and punt return—Cordarrelle Patterson, 2012; Bobby Gordon, 1957

INDIVIDUAL CAREER

Total kicks returned—156, Willie Gault 1979-82 (78 punt, 78 kickoff)
 Yards on punt & kickoff returns—2,513, Willie Gault 1979-82
 Average per return—
 Min. 60 ret.—23.3, Leonard Scott, 1999-2002 (77 for 1,788 yards)
 Min. 100 ret.—16.1, Willie Gault, 1979-82 (156 for 2,513 yards)

Touchdowns by kick return—5, Willie Gault 1979-82

TOTAL RETURNS

MOST RETURNS

GAME
 1. 10 Willie Gault at Memphis St. 1981

SEASON
 1. 59 Willie Gault 1981

CAREER
 1. 156 Willie Gault 1979-82

MOST RETURN YARDS

GAME
 1. 210 Dale Carter vs. Kentucky 1990

SEASON
 1. 987 Willie Gault (381 PR, 606 KR) 1981
 2. 888 Dale Carter (381 PR, 507 KR) 1990
 3. 863 David Oku (863 KR) 2009
 4. 804 Evan Berry (804 KR) 2015
 5. 772 C. Patterson (101 PR, 671 KR) 2012
 6. 765 Willie Gault (103 PR, 662 KR) 1980
 7. 764 Dale Carter (141 PR, 623 KR) 1991

8. 760 Dennis Rogan (62 PR, 698 KR) 2008
 9. 722 Devrin Young (94 PR, 628 KR) 2011
 10. 694 Willie Gault (145 PR, 549 KR) 1982

CAREER

1. 2,513 Willie Gault 1979-82 (659 PR, 1,854 KR)
 2. 1,855 Devrin Young 2011-14 (1,543 KR, 312 PR)
 3. 1,788 Leonard Scott 1999-2002 (1,788 KR)
 4. 1,677 Evan Berry 2014-Pres. (1,677 KR)
 5. 1,652 Dale Carter 1990-91 (522 PR, 1,130 KR)
 6. 1,615 Stanley Morgan 1973-76 (852 PR, 763 KR)
 7. 1,530 Bobby Majors 1969-71 (1,163 PR, 367 KR)
 8. 1,406 Dennis Rogan 2007-09 (273 PR, 1,133 KR)
 9. 1,308 Shawn Summers 1992-95 (942 PR, 366 KR)
 10. 1,307 Corey Larkins 2001-04 (1,307 KR)
 11. 1,274 George Cafego 1937-39 (883 PR, 391 KR)

CAREER LEADERS

1. WILLIE GAULT, WR (1979-82), GRIFFIN, GA.

	Punts		KO		Total		Avg.
	No.	Yds.	No.	Yds.	No.	Yds.	
1979	6	30	3	37	9	67	7.4
1980	21	103	24	662	45	765	17.0
1981	31	381	28	606	59	987	16.7
1982	20	145	23	549	43	694	16.1
TOTALS	78	659	78	1854	156	2,513	16.1

Others	Punts		KO		Total		Avg.
	No.	Yds.	No.	Yds.	No.	Yds.	
2. Devrin Young, 2011-14	32	312	67	1,543	99	1,855	18.7
3. Leonard Scott, 1999-2002	—	—	77	1,788	77	1,788	23.2
3. Evan Berry, 2014-Pres.	—	—	49	1,677	49	1,677	34.2
4. Dale Carter, 1990-91	53	522	44	1,130	97	1,652	17.0
5. Stanley Morgan, 1973-76	74	852	37	763	111	1,615	14.5
6. Bobby Majors, 1969-71	117	1,163	16	367	133	1,530	11.5
7. Dennis Rogan, 2007-09	36	273	44	1,133	80	1,406	17.6
8. Shawn Summers, 1992-95	84	942	16	366	100	1,308	13.1
9. Corey Larkins, 2001-04	—	—	63	1,307	63	1,307	20.7
10. George Cafego, 1937-39	64	883	12	391	76	1,274	16.8
12. Hal Littleford, 1947-49	79	880	14	310	93	1,190	12.8
13. Bert Rechichar, 1949-51	55	808	8	195	63	1,003	15.9

SINGLE-SEASON LEADERS

Name, Year	Punts		KO		Total		Avg.
	No.	Yds.	No.	Yds.	No.	Yds.	
1. Willie Gault, 1981	31	381	28	606	59	987	16.7
2. Dale Carter, 1990	29	381	17	507	46	888	19.3
3. David Oku, 2009	—	—	33	863	33	863	26.2
4. Evan Berry, 2015	—	—	21	804	21	804	38.3
5. Cordarrelle Patterson, 2012	4	101	24	671	28	772	28.0
6. Willie Gault, 1980	21	103	24	662	45	765	17.0
7. Dale Carter, 1991	24	141	27	623	51	764	15.0
8. Dennis Rogan, 2008	13	62	28	698	41	760	18.5
9. Devrin Young, 2011	8	94	27	628	35	722	20.6
10. Willie Gault, 1982	20	145	23	549	46	694	15.1
11. Bobby Majors, 1971	42	437	8	245	50	682	13.6
12. Corey Larkins, 2002	3	44	26	611	29	655	22.6

YEARLY LEADERS

Year	Name	PR	KOR	Total
1970	Bobby Majors	269	0	269
1971	Bobby Majors	437	245	682
1972	Eddie Brown	429	16	445
1973	Eddie Brown	359	43	402
1974	Stanley Morgan	375	255	630
1975	Stanley Morgan	284	63	347
1976	Stanley Morgan	193	136	329
1977	Gary Moore	0	376	376
1978	Robert Malone	117	293	410
1979	Gary Moore	0	363	363
1980	Willie Gault	103	662	765
1981	Willie Gault	381	606	987
1982	Willie Gault	145	549	694
1983	Randall Morris	0	477	477
1984	Wesley Pryor	0	201	201
1985	Pete Panuska	0	218	218
1986	Anthony Miller	0	522	522
1987	Terence Cleveland	14	329	343
1988	Anthony Morgan	0	580	580
1989	Carl Pickens	46	594	640
1990	Dale Carter	381	507	888
1991	Dale Carter	141	623	764
1992	Ronald Davis	0	579	579
1993	Billy Williams	15	369	384
1994	Nilo Silvan	272	340	612
1995	Shawn Summers	171	269	440
1996	Terry Fair	400	57	457
1997	Terry Fair	272	30	302
1998	Peerless Price	-3	389	386
1999	Leonard Scott	0	540	540
2000	Leonard Scott	0	636	636
2001	Leonard Scott	0	522	522
2002	Corey Larkins	44	611	655
2003	Corey Larkins	0	387	387
2004	Corey Larkins	1	241	242
2005	Lucas Taylor	80	428	508
2006	Jonathan Hefney	206	32	238
2007	LaMarcus Coker	0	560	560
2008	Dennis Rogan	62	698	760
2009	David Oku	0	863	863
2010	Eric Gordon	39	324	363
2011	Devrin Young	94	628	722
2012	Cordarrelle Patterson	101	671	772
2013	Devrin Young	63	493	556
2014	Evan Berry	0	413	413
2015	Evan Berry	0	804	804
2016	Evan Berry	0	460	460



DEFENSE

■ INDIVIDUAL GAME

Total Tackles—28, Tom Fisher vs. Auburn
1964 (21 solo, 7 assists)

Primary Tackles—20, Tom Fisher vs. Auburn
1964

Assists—17, A.J. Johnson at Miss State, 2012
Sacks—4, Reggie White vs. Citadel 1983

Fumbles Forced—3, Al Wilson vs. Florida
1998

Fumbles Recovered—3, Micah Abernathy
vs. Virginia Tech 2016

■ INDIVIDUAL SEASON

Total Tackles—194, Andy Spiva 1976 (134
solo, 60 assists)

Primary Tackles—134, Andy Spiva 1976

Assists—90, Jamie Rotella 1972

Tackles for Loss—25, Leonard Little 1995 (14
TFLs, 11 sacks)

Tackles for Loss (Excluding Sacks)—14,
Leonard Little 1995

Sacks—15, Reggie White 1983

Quarterback Pressures (from 1995)—21,
Steve White 1995; Parys Haralson 2004

Fumbles Forced—7, Andy Spiva 1975

Fumbles Recovered—5, Greg Gaines 1980

■ INDIVIDUAL CAREER

Total Tackles—547, Andy Spiva 1973-76 (354
solo, 193 assists)

Primary Tackles—354, Andy Spiva 1973-76

Assists—207, A.J. Johnson, 2011-14

Tackles for Loss—53, Leonard Little 1995-97
(25 TFLs, 28 sacks)

Tackles for Loss (Excluding Sacks)—34, Eric
Westmoreland 1996, 1998-2000

Sacks—33, Derek Barnett, 2014-16

Quarterback Pressures (from 1995)—49, Will
Overstreet 1998-2001

Fumbles Forced—14, Andy Spiva 1973-76

Fumbles Recovered—8, Conrad Graham
1970-72; Scott Galyon 1992-95

TOTAL TACKLES

■ GAME

1.	28	Tom Fisher at Auburn	1964
	25	Greg Jones vs. Vanderbilt	1977
	25	Greg Jones vs. Alabama	1976
	25	Andy Spiva vs. Vanderbilt	1975
5.	24	Kelly Ziegler at Boston Coll.	1987
	24	Lemont Holt Jeffers vs. Auburn	1981
	24	Andy Spiva vs. Kentucky	1976
8.	23	Keith DeLong vs. Alabama	1988
9.	22	Andy Spiva vs. Florida	1976
	22	Ray Nettles at Alabama	1971
11.	21	many, last: Jalen Reeves-Maybin vs. Oklahoma	2015

■ SEASON

1.	194	Andy Spiva	1976
2.	190	Jamie Rotella	1972
3.	182	Steve Poole	1974
4.	174	Ray Nettles	1971
5.	167	Carl Zander	1984
6.	165	Andy Spiva	1975
	165	Tom Fisher	1964
8.	163	Russ Williams	1975
	163	Andy Spiva	1974
10.	159	Keith DeLong	1988

■ CAREER

1.	547	Andy Spiva	1973-76
2.	425	A.J. Johnson	2011-14

3.	413	Jamie Rotella	1970-72
4.	407	Earnest Fields	1987-91
5.	377	Greg Jones	1974-77
6.	358	Craig Puki	1975-79
7.	355	Jim Noonan	1976-80
8.	353	Kelly Ziegler	1983-87
9.	350	Rico McCoy	2006-09
	350	Dale Jones	1983-86
11.	349	Steve Poole	1973-75

SOLO TACKLES

■ GAME

1.	21	Tom Fisher at Auburn	1964
2.	19	Keith DeLong vs. Alabama	1988
	19	Greg Jones vs. Vanderbilt	1977
4.	18	Darryl Hardy at Alabama	1989
5.	17	Kelly Ziegler at Boston College	1987
	17	Greg Jones vs. Alabama	1976
7.	16	Lemont Holt Jeffers at Alabama	1981

■ SEASON

1.	134	Andy Spiva	1976
2.	118	Tom Fisher	1964
3.	117	Keith DeLong	1988
4.	111	Russ Williams	1975
	111	Steve Poole	1974
6.	110	Greg Jones	1976
7.	108	Andy Spiva	1974
	108	Ray Nettles	1971
9.	105	Art Reynolds	1973
10.	104	Jim Noonan	1977

■ CAREER

1.	354	Andy Spiva	1973-76
2.	269	Jamie Rotella	1970-72
3.	258	Earnest Fields	1987-91
4.	254	Kelly Ziegler	1983-87
5.	241	Jim Noonan	1976-80
6.	239	Craig Puki	1975-79
7.	233	Keith DeLong	1985-88
	233	Dale Jones	1983-86
9.	232	Jamie Rotella	1970-72
10.	227	Jonathan Hefney	2004-07
	227	Darryl Hardy	1988-91

ASSISTED TACKLES

■ GAME

1.	17	A.J. Johnson at Miss State	2012
2.	13	Lavoisier Fisher at Auburn	1984
	13	Alvin Toles vs. Mississippi	1983
	13	Carl Zander vs. Pittsburgh	1983
	13	Danny Jenkins vs. California	1977
6.	12	Mike Cofer at Georgia	1981

■ SEASON

1.	90	Jamie Rotella	1972
2.	76	Carl Johnson	1972
3.	75	A.J. Johnson	2012
4.	71	Steve Poole	1974
5.	70	Bobby Majors	1971
6.	67	David Campbell	1973
7.	66	Ray Nettles	1971
	66	John Wagster	1971
9.	65	Carl Zander	1984
	65	Andy Spiva	1975

■ CAREER

1.	207	A.J. Johnson	2011-14
2.	193	Andy Spiva	1973-76
3.	181	Jamie Rotella	1970-72
4.	163	Rico McCoy	2006-09
5.	149	Earnest Fields	1987-91
6.	147	Carl Zander	1981-84

7.	138	John Wagster	1970-72
8.	131	Steve Poole	1973-75
9.	126	Russ Williams	1974-77
10.	121	Ronnie McCartney	1973-75
11.	120	Lemont Holt Jeffers	1978-81

TACKLES FOR LOSS

■ SEASON

1.	25	Leonard Little (11s, 14tfl)	1995
2.	24	Reggie White (15s, 9tfl)	1983
3.	21	John Henderson (12s, 9tfl)	2000
	21	Todd Kelly (11s, 10 tfl)	1992
5.	20.5	Derek Barnett (10s, 10.5tfl)	2014
6.	19.5	Shaun Ellis (8.5s, 11tfl)	1999
7.	19.0	Derek Barnett (13, 6tfl)	2016
8.	18.5	Jesse Mahelona (5s, 13.5tfl)	2004
9.	17.5	Anthony Sessions (9.5s, 8tfl)	2000
10.	16.5	Parys Haralson (8.5s, 8tfl)	2005
11.	16	Steve White (9s, 7.5tfl)	1995
12.	15.5	James Wilson (7.5s, 8tfl)	1993

■ CAREER

1.	53	Leonard Little	1995-97
		(28 sacks, 25 tfl)	
2.	52	Derek Barnett	2014-Pres.
		(33 sacks, 19 tfl)	
	51	Reggie White	1980-83
		(32 sacks, 19 tfl)	
4.	40	Eric Westmoreland	1996, 98-00
		(6 sacks, 34 TFL)	
5.	39.5	Dale Jones	1983-86
		(15.5 sacks, 24 TFL)	
6.	38.5	John Henderson	1998-2001
		(20.5 sacks, 18 TFL)	
7.	36.5	Todd Kelly	1989-92
		(22.5 sacks, 14 TFL)	

SACKS

■ GAME

1.	4.5	Corey Miller at Kentucky	2013
2.	4	Reggie White vs. Citadel*	1983
3.	3	Derek Barnett vs. So. Carolina	2016
	3	Derek Barnett at So. Carolina	2014
	3	Derek Barnett at Ole Miss	2014
	3	Jerod Mayo vs. California	2006
	3	Kevin Simon vs. Marshall	2003
	3	Eric Westmoreland vs. Kentucky	2000
	3	John Henderson at Kentucky	1999
	3	Shaun Ellis vs. Wyoming	1999
	3	Darwin Walker vs. Wyoming	1999
	3	Corey Terry at Syracuse	1998
	3	Leonard Little at South Carolina	1996
	3	Leonard Little at Mississippi	1996
	3	Shane Bonham vs. Arkansas	1992
	3	Chuck Smith at Louisville	1991
	3	Mark Hovanic at Florida	1985
	3	Dennis Wolfe vs. TCU	1976
	3	David Page vs. Clemson	1974

*Neutral Site

■ SEASON

1.	15	Reggie White	1983
2.	13.5	Jonathan Brown	1997
3.	13	Derek Barnett	2016
4.	12	John Henderson	2000
5.	11	Cur Maggitt	2014
	11	Leonard Little	1995
	11	Todd Kelly	1992
8.	10	Derek Barnett	2015
	10	Derek Barnett	2014
	10	Ron McCartney	1975

RECORDS

■ CAREER

1.	33	Derek Barnett	2014-16
	32	Reggie White	1980-83
3.	28	Leonard Little	1995-97
4.	25	Jonathan Brown	1994-97
5.	22.5	Todd Kelly	1989-92
6.	21	Parys Haralson	2002-05
7.	20.5	John Henderson	1998-2001
	20.5	James Wilson	1989-93
9.	20	Steve White	1992-95

QUARTERBACK

PRESSURES (FROM 1995)

■ SEASON

1.	21	Parys Haralson	2004
	21	Steve White	1995
3.	20	Albert Haynesworth	2001
4.	18	Leonard Little	1995
5.	17	Omari Hand	2002
	17	Will Overstreet	2000
	17	Shane Burton	1995
8.	16	Derek Barnett	2016

■ CAREER

1.	49	Will Overstreet	1998-2001
2.	44	Parys Haralson	2002-05
3.	42	Leonard Little	1995-97
4.	38	Corey Terry	1996-98
5.	33	Darwin Walker	1997-99
6.	32	Shaun Ellis	1997-99
7.	31	Derek Barnett	2014-16
	31	Albert Haynesworth	1999-2001

INTERCEPTIONS

■ GAME

1.	3	Deon Grant vs. Auburn	1999
	3	P. Warren vs. Boston Col.	1988
	3	Chris White vs. UCLA	1985
	3	Tim Priest vs. Alabama	1970
	3	Bill Young at Rice	1968
	3	Albert Dorsey at Alabama	1967
	3	J.W. Sherrill at Kentucky	1949
	3	Bob Lund vs. North Carolina	1948

■ SEASON

1.	10	Bobby Majors	1970
2.	9+	Deon Grant	1999
	9+	Chris White	1985
	9	Tim Priest	1970
	9	Bill Young	1968
	9	J.W. Sherrill	1949
7.	7	Eric Berry	2008
	7	Roland James	1978
	7	Conrad Graham	1972
	7	Tim Priest	1969
	7	Mike Jones	1967
	7	Bert Rechichar	1950

+NCAA Statistical Champion

■ CAREER

1.	18	Tim Priest	1968-70
2.	16	Mike Jones	1967-69
3.	15	Conrad Graham	1970-72
	15	Bill Young	1966-69
5.	14	Eric Berry	2007-09
	14	Deon Grant	1997-99
7.	13	DeRon Jenkins	1992-95
	13	Charles Davis	1983-86
	13	Bobby Majors	1969-71
10.	12	Dwayne Goodrich	1996-99
	12	Terry Fair	1994-97

INTERCEPTION

RETURN YARDAGE

■ SEASON

1.	265+	Eric Berry	2008
2.	222	Eric Berry	2007
3.	177	Bobby Majors	1970
4.	174	Tim Priest	1970
5.	168	Chris White	1985

+SEC Record

■ CAREER

1.	494+	Eric Berry	2007-09
2.	305	Tim Priest	1968-70
	305	Mike Jones	1967-69
4.	293	Conrad Graham	1970-72
5.	281	Jackie Walker	1969-71
6.	246	Deon Grant	1997-99
7.	244	Eddie Brown	1971-73
8.	236	Bobby Majors	1969-71

+SEC Record

INTERCEPTION TD RETURNS

■ GAME

1.	1	Many, last Jonathan Kongbo	2016
----	---	----------------------------	------

■ SEASON

1.	3	Prentiss Waggner	2010
2.	2	Preston Warren	1988
	2	Jackie Walker	1971
	2	Jackie Walker	1970
	2	Jim Cartwright	1959
	2	Bud Sherrod	1949

■ CAREER

1.	5	Jackie Walker	1969-71
----	---	---------------	---------

LONGEST

INT. RETURNS

1.	100	Evan Berry vs. Northwestern	2015
	100	Ray Martin vs. Louisville	1953
3.	99	Morris Vowell at Sewanee	1916
4.	96	Eric Berry at Florida	2007
	96	Art Reynolds at Memphis St.	1972
6.	90	Eric Gordon vs. Vanderbilt	2011
	90	Shaun Ellis at Auburn	1998
	90	Roland James vs. Mississippi	1978
9.	84	Roger Urbano vs. Maryland	1956
10.	83	Danny Jeffries vs. S. Carolina	1971
11.	79	Charles Vaughan vs. Vandy	1933
12.	78	Jabari Greer vs. Kansas St.*	2000

*Bowl Game

FORCED FUMBLES

■ GAME

1.	3	Al Wilson vs. Florida	1998
2.	2	DeAngelo Willingham vs. So. Carolina	2007
	2	Parys Haralson at Ky.	2005
	2	B. Johnson vs. UNLV	2004
	2	Billy Ratliff at Alabama	1997
	2	Leonard Little at Ole Miss	1996
	2	Armandos Fisher vs. So. Carolina	1993
	2	Darrin Miller at Alabama	1985
	2	Charles Benton vs. Memphis St.	1984
	2	Carlton Peoples vs. Duke	1982

■ SEASON

1.	7	Andy Spiva	1975
2.	5	Rico McCoy	2009
	5	Chris Terry	1998

5	Al Wilson	1998
5	Dale Jones	1985
5	Danny Spradlin	1980
5	Steve Davis	1979

■ CAREER

1.	14	Andy Spiva	1973-76
2.	11	Dale Jones	1983-86
3.	10	Shon Walker	1988-91
	10	Jim Noonan	1976-80
	10	Russ Williams	1974-77

RECOVERED FUMBLES

■ GAME

1.	3	Micah Abernathy vs. Vir. Tech	2016
2.	2	Eric Westmoreland vs. Wyo.	1999
	2	Raynoch Thompson at Fla.	1998
	2	John Emery vs. S. Carolina	1993
	2	Jason Parker vs. Georgia	1993
	2	Jason Parker vs. Kentucky	1992
	2	R. McKenzie vs. Memphis St.	1984
	2	Greg Gaines vs. Virginia	1980
	2	Greg Jones at Memphis St.	1976
	2	Eddy Powers at Mississippi	1975
	2	Randy Verner vs. Utah	1975
	2	Nick Carmichael at Kentucky	1973
	2	Jackie Walker at Kentucky	1971

■ SEASON

1.	5	Greg Gaines	1980
2.	4	Dwayne Goodrich	1996
	4	Scott Galyon	1994
	4	DeRon Jenkins	1993
	4	Jeremy Lincoln	1990
	4	Earnest Fields	1990
	4	Brian Ingram	1979
	4	Danny Jenkins	1977
	4	Conrad Graham	1970

■ CAREER

1.	8	Scott Galyon	1992-95
	8	Conrad Graham	1970-72
3.	7	Greg Jones	1974-77
4.	6	Dwayne Goodrich	1996-99
	6	Leonard Little	1995-97
	6	Jason Parker	1992-96
	6	Earnest Fields	1987-91
	6	Jeremy Lincoln	1987-90
	6	Bill Bates	1979-82
	6	Chris Wampler	1979-82
	6	Brian Ingram	1977-81
	6	Greg Gaines	1978-80

LONGEST FUMBLE

RETURN FOR TD

1.	107*	John Caldwell at Sewanee	1905
2.	96	Darrin Miller vs. Iowa**	1987
3.	87	Carl Johnson at Kentucky	1981
4.	81	Julian Battle at Notre Dame	2001
5.	76	Conrad Graham vs. Penn State	1971
6.	75	Clarence McCollum vs. UNC	1908

*Field was 110 yards long.

**Kickoff Classic V

PASSES DEFENDED

(SINCE 1976)

■ SEASON

1.	17	Jonathan Wade (13 PBU, 4 INT)	2006
	17	D. Grant (8 PBU, 9 INT)	1999
3.	16	Cameron Sutton (13 PBU, 3 INT)	2014
4.	15	Gibril Wilson (12 PBU, 3 INT)	2003



15	Jabari Greer (14 PBU, 1 INT)	2002
14	Roshawn Fellows (11 PBU, 3 INT)	2004
14	Rashad Baker (10 PBU, 4 INT)	2001
14	Terry Fair (9 PBU, 5 INT)	1997
9. 13	E. Berry (6 PBU, 7 INT)	2008
13	J. Allen (11 PBU, 2 INT)	2003
13	J. Greer (12 PBU, 1 INT)	2001

■ CAREER

1. 37	Cameron Sutton (30 PBU, 7 INT)	2013-Pres.
1. 35	Jabari Greer (33 PBU, 2 INT)	2000-03
2. 34	Dwayne Goodrich (22 PBU, 12 INT)	1996-99

34	Preston Warren (26 PBU, 8 INT)	1987-90
32	Jonathan Hefney (22 PBU, 10 INT)	2004-07
32	Rashad Baker (21 PBU, 11 INT)	2000-03
7. 31	Eric Berry (17 PBU, 14 INT)	2007-09
8. 30	Terry Fair (19 PBU, 11 INT)	1994-97
9. 28	Deon Grant (14 PBU, 14 INT)	1997-99
10. 25	Jonathan Wade (19 PBU, 6 INT)	2002-06
11. 24	Prentiss Waggnar (15 PBU, 9 INT)	2009-12
24	Andre Lott (22 PBU, 2 INT)	1998-2001

CAREER TACKLES

1. ANDY SPIVA, LB (1973-76),
CHAMBLEE, GA.

	T	AT	TT
1973	12	13	25
1974	108	55	163
1975	100	65	165
1976	134	60	194
TOTALS	354	193	547

2. A.J. JOHNSON, LB (2011-14),
GAINESVILLE, GA.

	T	AT	TT
2011	37	43	80
2012	63	75	138
2013	60	46	106
2014	58	43	101
TOTALS	218	207	425

YEAR-BY-YEAR LEADERS

INTERCEPTIONS

Year	Name	No.	Per/g	Yds.
1950	Bert Rechichar	7	--	95
1951	Jimmy Wade	2	--	49
1952	Hugh Garner	2	--	43
1953	Bobby Brengle	2	--	64
1954	Pat Oleksiak	6	--	99
1955	Lon Herzbrun	3	--	36
1956	Bobby Urbano	2	--	92
1957	Bobby Gordon	2	--	12
1958	Ray Brann	2	--	40
1959	Jim Cartwright	4	--	118
1960	Bill Majors	2	--	78
1961	Mike Lucci	3	--	56
1962	Mallon Faircloth	5	--	59
1963	Hal Wantland	3	--	45
1964	Tom Fisher	3	--	35
1965	Bob Petrella	4	--	87
1966	Harold Stancell	3	--	33
1967	Mike Jones	7	--	150
1968	Bill Young	9	--	53
1969	Tim Priest	7	--	116
1970	Bobby Majors	10	0.91	177
1971	Conrad Graham	5	0.46	148
1972	Conrad Graham	7	0.64	72
1973	Eddie Brown	5	0.46	105
1974	Hank Walter	3	0.30	31
1975	Eddy Powers	4	0.40	43
1976	Thomas Rowsey	4	0.36	81
	Russ Williams	4	0.36	57
1977	Thomas Rowsey	3	0.33	31
1978	Roland James	7	0.70	126
1979	Danny Martin	5	0.45	39
1980	Danny Martin	2	0.18	26
	Greg Gaines	2	0.18	8
1981	Bill Bates	4	0.36	0
1982	Carlton Peoples	5	0.45	27
1983	Charles Davis	4	0.36	37
1984	Charles Davis	2	0.25	37
1985	Chris White	9+	0.82	168
1986	Charles Davis	4	0.40	97
1987	Kelly Ziegler	3	0.25	28
1988	Preston Warren	5	0.45	115
1989	Carl Pickens	4	0.36	50
1990	Dale Carter	5	0.42	106
1991	Dale Carter	4	0.36	37
1992	Jason Parker	4	0.36	55
1993	DeRon Jenkins	5	0.46	13
1994	Ronald Davis	2	0.28	0
1995	DeRon Jenkins	4	0.36	33
1996	Terry Fair	4	0.40	94
1997	Terry Fair	5	0.42	1
1998	Deon Grant	5	0.42	79
1999	Deon Grant	9+	0.82	167+
2000	Steven Marsh	2	0.18	17
2001	Rashad Baker	4	0.33	82
2002	Rashad Baker	3	0.45	0
2003	Gibril Wilson	3	0.30	1

2004	Corey Campbell	4	0.31	1
2005	Jonathan Hefney	3	0.27	63
2006	Jonathan Hefney	5	0.38	75
2007	Eric Berry	5	0.36	222
2008	Eric Berry	7	0.58	265
2009	Wes Brown	2	0.17	28
2010	Janzen Jackson	5	0.38	114
	Prentiss Waggnar	5	0.38	73
2011	Austin Johnson	4	0.33	49
2012	Byron Moore	5	0.42	88
2013	Brian Randolph	4	0.33	79
2014	Justin Coleman	4	0.31	83
2015	Todd Kelly Jr.	3	0.23	5
2016	Todd Kelly Jr.	2	0.17	10
	Micah Abernathy	2	0.17	26

TACKLES

Year	Name	T	AT	TT
1970*	Jackie Walker	82	42	124
1971	Ray Nettles	108	66	174
1972	Jamie Rotella	100	90	190
1973	Art Reynolds	105	50	155
1974	Steve Poole	111	71	182
1975	Andy Spiva	100	65	165
1976	Andy Spiva	134	60	194
1977	Jim Noonan	104	46	150
1978	Craig Puki	88	43	131
1979	Craig Puki	87	35	122
1980	Danny Spradlin	67	58	125
1981	Lemont Holt Jeffers	70	63	133
1982	Joe Cofer	62	45	107
1983	Alvin Toles	72	63	135
1984	Carl Zander	102	65	167
1985	Kelly Ziegler	83	18	101
1986	Kelly Ziegler	61	38	99
1987	Keith DeLong	87	38	125
1988	Keith DeLong	117	42	159
1989	Darryl Hardy	85	25	110
1990	Earnest Fields	93	47	140
1991	Earnest Fields	74	42	116
1992	Reggie Ingram	59	26	85
	Ben Talley	53	32	85
1993	Ben Talley	56	31	87
1994	Scott Galyon	67	26	93
1995	Scott Galyon	62	29	91
1996	Tyrone Hines	78	32	110
1997	Leonard Little	59	28	87
1998	Raynoch Thompson	62	27	89
1999	Raynoch Thompson	51	36	87
2000	Eric Westmoreland	56	27	83
2001	Eddie Moore	58	23	81
2002	Keyon Whiteside	79	40	119
2003	Kevin Simon	79	36	115
2004	Jason Allen	88	35	123
2005	Kevin Simon	40	48	88
2006	Marvin Mitchell	77	27	104
2007	Jerod Mayo	80	60	140
2008	Ellix Wilson	47	42	89
2009	Rico McCoy	72	47	119

2010	Nick Reveiz	51	57	108
2011	Austin Johnson	41	40	81
2012	A.J. Johnson	63	75	138
2013	A.J. Johnson	60	46	106
2014	A.J. Johnson	58	43	101
	Jalen Reeves-Maybin	63	38	101
2015	Jalen Reeves-Maybin	66	39	105
2016	Todd Kelly Jr.	49	22	71

SACKS

Year	Name	Sacks	Yards
1975	Ron McCartney	10	89
1976	Dennis Wolfe	5	
1977	Danny Jenkins	5	
1978	Brad White	7	
1979	Brad White	7	
1980	Brad White	5	
1981	Reggie White	8	
1982	Reggie White	7	
1983	Reggie White	13	
1984	Dale Jones	4	
1985	Mark Hovanic	8	
1986	Mark Hovanic	6	
1987	Tracy Hayworth	7	
1988	Marion Hobby	4	36
	Tracy Hayworth	4.5	20
1989	Mark Moore	4.5	27
1990	Cory Bailey	5	23
	Todd Kelly	5	25
	Shazzon Bradley	5	24
1991	Chuck Smith	9	78
1992	Todd Kelly	11	90
1993	Horace Morris	8	58
1994	Steve White	7	40
1995	Leonard Little	11	63
1996	Leonard Little	8.5	45
1997	Jonathan Brown	13.5	111
1998	Darwin Walker	6	49
1999	Shaun Ellis	8.5	82
2000	John Henderson	12	86
2001	Will Oversteet	5	59
2002	Keyon Whiteside	5	26
2003	Parys Haralson	4.5	36
	Kevin Simon	4.5	34
2004	Parys Haralson	7	36
2005	Parys Haralson	8.5	58
2006	Jerod Mayo	5	40
2007	Robert Ayers	4	19
2008	Nevin McKenzie	5	30
2009	Chris Walker	6	43
2010	Malik Jackson	5	28
2011	Malik Jackson	2.5	13
2012	Darrington Sentimore	4	33
2013	Corey Miller	6.5	42
2014	Curt Maggitt	11	56
2015	Derek Barnett	10	51
2016	Derek Barnett	13	93

*NCAA statistical leader

*Defensive totals became official in 1970

OFFENSE YEAR-BY-YEAR

Year	G	1st Downs	Total Off.	Total Points	Rush Att.	Rush Yds.	Rush TD	Pass Cmp.	Pass Att.	Pass Yds.	Pct.	Pass TD	Int.	Punts	Punt Avg.	Punt Yds.	Punt Ret.	KO
1950	11	148	3,289	335	--	2,710	31	39	106	579	36.8	11	10	70	35.9	561	--	--
1951	10	159	3,685	373	533	3,068	40	41	96	617	42.7	11	9	52	34.6	800	320	320
1952	10	153	2,809	259	544	2,318	25	33	85	491	38.8	11	6	68	35.2	505	253	253
1953	11	139	2,812	240	472	2,202	27	34	83	610	41.0	7	10	67	32.6	470	506	506
1954	10	104	2,308	105	452	2,035	11	25	86	273	29.1	3	16	65	37.4	408	415	415
1955	10	134	2,622	188	458	1,941	18	46	96	681	47.9	9	8	59	38.9	368	446	446
1956	10	151	3,093	286	454	2,273	30	54	100	820	54.0	7	6	64	40.5	266	322	322
1957	10	119	2,044	161	478	1,664	18	32	74	380	43.2	2	9	67	39.3	383	478	478
1958	10	77	1,340	77	384	854	7	46	87	486	52.9	3	5	94	37.3	166	544	544
1959	10	101	1,640	112	420	1,168	9	40	77	472	51.9	3	8	85	37.8	414	466	466
1960	10	106	2,248	209	398	1,806	17	36	85	442	42.4	7	8	63	40.3	444	554	554
1961	10	128	2,452	221	436	1,832	15	42	84	620	50.0	10	4	53	35.3	284	608	608
1962	10	129	2,490	179	407	1,687	14	52	133	804	39.1	8	9	58	41.8	294	564	564
1963	10	138	2,807	168	449	1,987	15	52	149	820	34.9	7	10	58	34.7	374	570	570
1964	10	85	1,520	80	377	839	6	53	115	681	46.1	2	8	77	39.8	256	463	463
1965	10	137	2,548	193	447	1,535	16	73	141	1,013	51.8	7	9	63	37.8	277	332	332
1966	10	183	3,245	222	429	1,431	10	143	247	1,814	52.0	19	8	49	43.4	229	352	352
1967	10	196	3,654	259	508	1,933	20	129	222	1,712	58.6	12	10	54	38.5	262	455	455
1968	10	191	3,400	248	506	1,539	15	160	294	1,861	54.0	18	9	74	40.4	481	455	455
1969	10	185	3,523	315	517	2,023	22	106	223	1,500	47.5	13	11	53	41.2	457	455	455
1970	11	237	4,361	336	563	2,365	22	142	318	1,996	44.6	18	18	61	36.3	295	444	444
1971	11	168	3,102	256	564	2,151	19	71	179	951	39.6	3	16	69	38.0	437	441	441
1972	11	189	3,444	273	536	2,146	21	105	187	1,298	56.2	9	10	61	38.4	448	351	351
1973	11	192	3,704	272	510	2,142	17	111	200	1,562	55.5	14	7	56	43.6	359	661	661
1974	11	182	3,628	204	574	2,260	18	93	171	1,368	54.4	6	6	64	43.1	375	640	640
1975	11	197	3,889	253	570	2,203	21	102	211	1,686	48.3	12	13	79	40.3	337	463	463
1976	11	208	3,655	237	593	2,388	28	83	166	1,267	50.0	4	8	60	41.5	193	444	444
1977	11	179	3,220	229	527	1,998	21	96	196	1,222	48.2	6	9	66	44.7	60	751	751
1978	11	203	3,951	251	540	2,281	22	123	233	1,670	52.8	7	14	60	38.4	238	678	678
1979	11	215	3,985	289	563	2,388	25	104	210	1,597	49.5	10	20	52	40.5	295	590	590
1980	11	187	3,229	256	527	1,888	21	101	196	1,341	51.5	9	14	58	40.1	146	729	729
1981	11	179	3,240	216	501	1,779	16	116	228	1,461	50.9	11	12	69	42.6	411	664	664
1982	11	189	3,626	259	437	1,577	12	178	303	2,049	58.7	12	15	58	45.1	150	712	712
1983	11	200	4,125	252	514	2,319	14	134	256	1,806	52.3	14	11	58	42.0	330	547	547
1984	11	240	4,418	300	482	2,261	19	173	283	2,157	61.1	14	10	42	41.8	286	469	469
1985	11	207	4,233	290	464	1,654	11	190	297	2,579	64.0	19	11	60	37.5	186	395	395
1986	11	217	4,067	272	470	1,823	21	170	266	2,244	63.9	11	7	48	41.8	372	784	784
1987	12	261	4,871	395	573	2,652	36	166	285	2,219	58.2	12	14	38	40.2	281	938	938
1988	11	218	3,815	212	453	1,480	11	206	340	2,335	60.6	13	11	53	42.2	207	892	892
1989	11	239	4,493	315	582	2,701	27	125	210	1,792	59.5	9	10	50	39.1	172	838	838
1990	12	242	4,933	442	507	2,468	33	193	339	2,465	56.9	16	17	50	41.4	455	1,023	1,023
1991	11	266	5,145	335	512	2,332	20	231	366	2,813	63.1	16	15	38	39.6	247	757	757
1992	11	206	4,272	309	527	2,352	25	148	259	1,947	57.1	11	4	65	41.0	410	674	674
1993	11	258	5,286	471	442	2,621	27	208	320	2,665	65.0	31	9	42	39.2	453	661	661
1994	11	242	4,560	318	537	2,543	25	164	271	2,017	60.5	15	11	45	39.4	455	783	783
1995	11	280	5,003	411	442	1,972	26	250	391	3,031	63.9	22	4	43	35.1	324	752	752
1996	11	247	4,780	389	396	1,384	24	255	399	3,396	63.9	20	12	49	40.0	520	697	697
1997	12	300	5,794	411	398	1,813	13	296	492	3,981	60.2	37	12	50	38.9	388	656	656
1998	12	234	4,786	408	517	2,536	27	157	275	2,250	57.1	27	7	57	38.6	208	779	779
1999	11	219	4,468	348	459	2,104	30	168	313	2,364	53.7	12	10	57	42.6	405	662	662
2000	11	223	4,105	359	439	1,790	20	212	354	2,315	59.9	21	11	61	40.4	452	926	926
2001	12	228	4,829	355	453	1,849	19	230	360	2,980	63.9	22	9	55	38.9	394	722	722
2002	13	243	4,592	296	517	1,957	19	218	356	2,635	61.2	14	7	68	42.4	435	855	855
2003	13	243	4,834	365	463	1,800	16	238	422	3,034	56.4	27	15	71	44.8	531	558	558
2004	13	276	5,193	278	320	2,418	21	210	376	2,775	55.9	27	15	59	40.5	200	511	511
2005	11	196	3,589	205	399	1,411	10	186	356	2,178	52.2	11	13	59	41.2	226	732	732
2006	13	249	4,842	362	382	1,404	17	265	415	3,438	63.9	24	11	47	44.7	239	594	594
2007	14	293	5,621	455	459	1,946	19	333	534	3,675	62.4	33	12	65	41.6	302	1,462	1,462
2008	12	172	3,225	208	409	1,475	14	153	309	1,750	49.5	8	9	69	40.9	212	1,037	1,037
2009	13	272	4,985	381	477	2,043	19	233	401	2,942	58.1	28	14	56	41.3	112	1,369	1,369
2010	13	231	4,729	351	408	1,420	14	238	419	3,309	56.8	26	15	70	42.1	73	1,141	1,141
2011	12	217	3,992	244	392	1,081	11	223	400	2,911	55.8	18	12	54	46.8	130	976	976
2012	12	289	5,711	434	413	1,924	18	285	477	3,787	59.7	35	14	56	40.7	261	1,046	1,046
2013	12	224	4,240	286	460	2,261	18	191	344	1,979	55.5	12	17	64	43.8	143	880	880
2014	13	277	4,817	376	524	1,903	20	281	453	2,914	62.0	23	14	80	42.2	213	817	817
2015	13	293	5,490	457	617	2,908	32	220	371	2,582	59.3	17	5	63	45.2	567	902	902
2016	13	280	5,768	473	517	2,668	31	238	379	3,100	62.8	28	12	70	44.6	367	1,045	1,045



DEFENSE YEAR-BY-YEAR

Year	G	1st Downs	Total Off.	Total Points	Rush Att.	Rush Yds	Rush TD	Pass Cmp.	Pass Att.	Pass Yds.	Pct.	Pass TD	Int.	Punt	Punt Avg.	Punt Ret.	Yds.	Ret.	KO Yds.
1950	11	144	2,360	71	--	1,611	7	70	168	749	41.0	3	23	83	38.2		190	--	--
1951	10	131	2,240	88	430	1,077	9	90	191	1,163	47.1	4	16	90	36.0		144	--	--
1952	10	94	1,667	63	462	1,136	6	44	116	531	37.9	3	10	92	34.7		197	995	
1953	11	174	2,905	153	543	2,311	20	59	148	594	39.9	2	16	65	34.6		294	771	
1954	10	157	2,918	164	498	2,017	11	60	132	901	45.5	11	13	59	35.2		314	593	
1955	10	122	2,215	92	452	1,493	10	54	128	722	42.2	3	14	55	35.3		190	590	
1956	10	134	2,426	75	487	1,628	10	69	164	798	42.1	1	14	66	35.7		315	902	
1957	10	100	1,847	75	465	1,346	8	49	109	501	45.0	3	6	73	35.2		415	541	
1958	10	131	2,495	122	482	1,717	13	57	129	778	44.2	3	8	75	34.2		364	426	
1959	10	136	2,439	118	476	1,771	12	56	119	668	47.1	4	13	70	36.9		517	464	
1960	10	129	2,178	79	477	1,640	7	58	130	538	44.6	2	14	66	34.3		355	836	
1961	10	153	2,771	149	454	1,595	12	87	184	1,176	47.2	6	14	51	32.9		260	792	
1962	10	146	2,848	134	413	1,427	7	115	232	1,421	49.6	9	16	54	36.3		356	731	
1963	10	135	2,357	121	410	1,182	6	116	215	1,175	50.3	8	12	66	38.2		235	603	
1964	10	129	2,173	121	441	1,143	10	89	169	1,030	52.7	3	9	68	38.5		277	505	
1965	10	148	2,456	92	453	1,170	9	112	239	1,286	46.2	2	17	68	39.5		207	668	
1966	10	124	2,099	87	400	1,153	5	76	186	946	40.5	3	16	68	39.7		252	609	
1967	10	154	2,532	115	402	1,072	10	135	291	1,460	46.4	4	26	59	40.2		158	722	
1968	10	148	2,577	110	371	933	6	139	347	1,644	40.0	7	23	80	40.7		218	720	
1969	10	178	3,204	165	466	1,324	11	152	288	1,880	50.3	11	30	63	38.6		182	919	
1970	11	168	2,935	103	428	972	6	174	358	1,963	48.6	4	36	77	37.4		46	1,074	
1971	11	155	2,712	108	496	1,300	6	133	287	1,412	47.0	7	23	87	37.2		202	857	
1972	11	142	2,539	83	525	1,635	6	85	213	904	39.9	4	15	79	38.4		261	710	
1973	11	196	3,607	219	566	2,118	21	115	226	1,489	50.9	8	21	67	39.6		273	746	
1974	11	205	3,858	178	587	2,503	15	106	193	1,355	54.9	8	11	69	37.4		231	740	
1975	11	195	3,807	193	654	2,545	19	106	213	1,262	49.2	4	17	68	37.6		245	957	
1976	11	211	3,778	162	601	2,451	17	87	178	1,327	48.2	5	16	52	39.1		239	596	
1977	11	203	3,631	229	626	2,564	22	78	179	1,067	43.1	6	10	61	38.6		144	546	
1978	11	183	3,622	209	545	2,190	18	103	213	1,432	48.4	7	14	72	39.2		181	531	
1979	11	223	3,975	208	600	2,609	21	98	204	1,366	48.0	6	18	51	39.3		78	620	
1980	11	183	3,371	189	537	1,875	17	110	215	1,496	51.1	4	12	67	38.0		122	718	
1981	11	221	4,300	244	553	2,367	19	133	261	1,933	49.8	12	14	63	39.3		106	390	
1982	11	244	4,573	211	537	2,234	14	166	304	2,339	54.6	10	16	55	40.2		178	634	
1983	11	168	3,069	142	433	1,231	8	178	323	1,838	55.1	5	9	82	41.1		186	436	
1984	11	207	4,004	248	526	2,256	19	133	251	1,748	53.0	11	11	51	43.8		98	836	
1985	11	194	3,880	133	430	1,730	8	156	299	1,650	52.2	8	22	62	40.3		192	976	
1986	11	197	3,801	235	546	2,553	22	99	203	1,248	48.8	7	13	51	40.9		269	1,140	
1987	12	214	4,005	224	490	1,759	12	180	368	2,246	48.9	12	14	56	39.4		181	762	
1988	11	216	4,336	286	439	1,921	20	184	308	2,415	59.7	16	11	54	39.7		227	600	
1989	11	210	3,865	190	368	1,180	8	231	402	2,685	57.5	12	15	53	37.4		87	963	
1990	12	201	3,791	198	522	2,054	9	163	336	1,737	48.5	12	24	72	38.9		359	1,204	
1991	11	166	3,154	221	435	1,527	14	119	244	1,627	48.8	10	13	63	42.0		138	837	
1992	11	186	3,429	173	460	1,516	8	137	250	1,913	54.8	12	11	73	41.6		335	939	
1993	11	186	3,395	144	433	1,290	8	167	347	2,105	48.1	7	18	67	38.9		77	1,222	
1994	11	193	3,667	185	429	1,627	12	174	309	2,040	56.3	8	9	63	40.6		125	824	
1995	11	198	3,526	214	392	1,243	12	210	375	2,283	56.0	17	16	63	38.8		97	1,159	
1996	11	145	2,602	157	423	1,168	4	134	285	1,434	47.0	12	14	82	42.0		142	1,069	
1997	12	208	4,017	244	382	1,119	11	229	418	2,898	54.8	11	13	74	39.1		235	1,059	
1998	12	203	3,636	173	420	1,127	5	213	406	2,509	52.5	12	16	68	40.6		283	969	
1999	11	178	2,289	163	364	986	3	188	344	2,364	54.7	15	21	74	39.4		159	966	
2000	11	212	3,239	212	338	817	7	196	366	2,422	53.6	17	9	76	37.9		176	926	
2001	12	202	3,643	234	384	1,024	8	210	394	2,619	53.3	17	12	68	42.4		211	1,077	
2002	13	210	3,703	227	491	1,672	12	170	349	2,031	48.7	9	12	71	42.3		294	803	
2003	13	243	4,217	239	490	1,798	16	230	414	2,419	55.6	10	15	84	38.1		420	807	
2004	13	255	4,633	295	451	1,560	15	254	418	3,073	60.8	19	16	71	41.4		88	767	
2005	11	183	3,280	205	356	906	8	218	364	2,373	59.9	9	9	62	40.4		332	449	
2006	13	231	4,258	254	469	1,907	12	190	331	2,351	57.4	16	16	56	40.6		254	657	
2007	14	300	5,646	382	454	2,305	15	291	491	3,341	59.3	25	16	67	40.9		236	1,629	
2008	12	195	3,162	201	444	1,237	6	186	332	1,925	56.0	8	17	64	41.3		251	820	
2009	13	230	4,144	289	459	1,944	20	220	393	2,200	56.0	5	10	61	43.3		267	1,450	
2010	13	255	4,968	326	474	1,983	23	252	439	2,985	57.4	14	18	64	43.5		220	1,158	
2011	12	207	4,086	271	445	1,952	17	178	307	2,134	58.0	14	9	57	42.0		143	724	
2012	12	268	5,657	428	477	2,267	25	272	446	3,390	61.0	26	12	60	44.1		133	949	
2013	12	255	5,021	348	473	2,488	25	200	354	2,533	56.5	18	14	58	40.0		218	1,017	
2014	13	244	4,740	315	515	2,189	23	201	377	2,551	53.3	16	16	84	41.1		71	1,016	
2015	13	235	4,706	260	470	1,971	13	220	434	2,735	50.7	17	12	90	42.8		214	821	
2016	13	293	5,840	375	568	2,841	28	238	432	2,999	55.1	18	11	76	42.5		152	689	

SEASON-BY-SEASON SPECIALTY DEFENSE

FUMBLE RECOVERIES

29-1950
25-1954
24-1979, 1952
23 - 1980, 1955, 1951
22-1985, 1953
21 - 1990, 1971, 1970, 1956
19 - 1998, 1969, 1968, 1949, 1948
18 - 1977, 1974, 1961
17 - 1982, 1975, 1962, 1959
16 - 1994, 1993, 1960, 1958
15 - 1996, 1991, 1972, 1963
14 - 2009, 2000, 1976
13 - 2016, 2002, 1992, 1966, 1964, 1947
12 - 2004, 1987, 1984, 1981, 1973, 1957, 1946
11 - 2013, 2005, 1997, 1967, 1965
10 - 2010, 2001, 1988
9 - 2011, 2007
8 - 2014, 1989
7 - 2015, 2003, 1999, 1995
6 - 1978
5 - 2012, 1983
4 - 2006, 1986
3 - 2008

FORCED FUMBLES

29 - 1979
27 - 1980
24 - 1975
23 - 1998
22 - 1997, 1976, 1971
20 - 1994
19 - 2014, 1990
18 - 2009, 1985
17 - 2005
16 - 2015, 1995, 1992, 1977
15 - 2004, 1982, 1981, 1972
14 - 1996, 1993, 1991, 1974
13 - 2002, 1970
12 - 2000
11 - 2007, 2003, 2001, 1999, 1989, 1987, 1984
10 - 1973
9 - 2016, 2011, 2010
8 - 2013, 1988, 1978
6 - 2012, 2008, 1986
3 - 1983

INTERCEPTIONS

36 - 1970
30 - 1969
28 - 1967
26 - 1949
25 - 1971
24 - 1990
23 - 1968, 1950
22 - 1985
21 - 1999, 1972
20 - 1951
19 - 1966, 1965, 1946
18 - 2010, 1993, 1979
17 - 2008, 1975
16 - 2014, 2007, 2006, 2004, 1998, 1995, 1982, 1976, 1962, 1954, 1953
15 - 2003, 1989, 1973

14 - 2013, 1996, 1987, 1981, 1978, 1956, 1955
13 - 1997, 1991, 1986, 1960, 1959
12 - 2015 2012, 2002, 2001, 1980, 1963, 1961, 1948
11 - 2016, 1992, 1988, 1984, 1974, 1947
10 - 2009, 1977
9 - 2011, 2005, 2000, 1994, 1983, 1964, 1952
7 - 1958
6 - 1957

PASS BREAK-UPS

72 - 2001
66 - 2003, 2002
64 - 2000
60 - 1998, 1987
57 - 2005, 1999
56 - 1997
55 - 1990
53 - 2015, 1989
52 - 2013
51 - 1995
50 - 2007
47 - 2016
46 - 1993
45 - 2009, 2004
44 - 1996
43 - 2014, 2010
42 - 2006
37 - 1994
36 - 2008
35 - 2012, 1985
33 - 1991
32 - 1988
29 - 1977
27 - 2011
25 - 1978
22 - 1992
21 - 1984
20 - 1986
19 - 1983
16 - 1979, 1976
11 - 1982
9 - 1981
6 - 1980

TACKLES FOR LOSS

100 - 2016
83 - 1996
75 - 2015
74 - 1998
71 - 2006
69 - 1976
68 - 1999
65 - 2013
64 - 2003, 2000
59 - 2004
58 - 1995
57 - 1993
56 - 2014, 2012, 2008
55 - 1997
54 - 2005, 1992
52 - 2010, 2007, 1994
51 - 2011, 2002, 1990
50 - 2009, 2001
48 - 1991
46 - 1975

45 - 1983
41 - 1970
39 - 1989, 1971
36 - 1980
35 - 1982
33 - 1981
31 - 1973, 1972
29 - 1988
27 - 1974
25 - 1987
23 - 1984
22 - 1986
21 - 1985

QUARTERBACK SACKS

50 - 2000
47 - 1997
42 - 1999, 1995
40 - 1992
39 - 1991
38 - 1993, 1970
35 - 2014
34 - 2001
33 - 2005, 2004
31 - 1998
30 - 2016, 2015, 1996, 1994, 1990, 1983
29 - 2002
28 - 2003
26 - 2010, 1979, 1973
25 - 1987, 1985, 1971
24 - 2007, 1989
23 - 2008, 1974
22 - 1981
21 - 2009, 1986, 1978
18 - 2013, 1972
17 - 2012, 2006, 1977
16 - 2011, 1982, 1980, 1975
14 - 1988, 1984, 1976

QUARTERBACK PRESSURES

108 - 1998
98 - 1997
84 - 2000, 1995
80 - 2004, 2001
79 - 1999
76 - 1996
63 - 2005
62 - 2003
57 - 2006
53 - 2002
49 - 2008
45 - 2012
44 - 2010
43 - 2016
41 - 2015
37 - 2009
36 - 2014, 2011
35 - 2013
33 - 2007



OPPONENT RECORDS

INDIVIDUAL SINGLE-GAME RECORDS

(SINCE 1946)

■ RUSHING

Attempts—40, Shaud Williams, Alabama 2003

Yards—282, Dexter McCluster, Ole Miss 2009

Touchdowns—4, Dexter McCluster, Ole Miss 2009; Marcus Allen, Southern California 1981

Longest Gain—88, Charlie McCullers, Tampa 1960

Three Players Rushing for 100 Yards—Paul Hofer (119), James Reed (115) and Michael Sweet (103), Mississippi 1975

■ PASSING

Attempts—62, Andre Woodson, Kentucky 2007

Completions—39, Andre Woodson, Kentucky 2007

Interceptions—6, Archie Manning, Mississippi 1968

Completion Percentage—81.8, Barry Lunney, Arkansas 1995 (22-of-27)

Yards—476, Tim Couch, Kentucky 1997

Touchdown Passes—6, Andre Woodson, Kentucky 2007; Danny Wuerffel, Florida 1995

Longest Gain—92, Matt Jones to Richard Smith, Arkansas 2002

■ TOTAL OFFENSE

Plays (Rushing and Passing)—72, Andre Woodson, Kentucky 2007

Yards (Rushing and Passing)—521, Whit Taylor, Vanderbilt 1981

■ RECEIVING

Receptions—15, Eric Moulds, Mississippi State 1995; 14, Kenny McKinley, South Carolina, 2007, Earl Bennett, Vanderbilt 2005

Yards—233, Pharoah Cooper, South Carolina, 2014

Touchdowns—4, Ike Hilliard, Florida 1995

Yards per Reception (Min. 5)—37.0

Clarence Sevillian, Vanderbilt 1992 (6 for 222)

■ PUNTING

Punts—19, Johnny Cain, Alabama 1932

Punts (Modern)—13, Roger Pruett, Auburn 1973

Yards—914, Johnny Cain, Alabama 1932

Yards (Modern)—520, Bill Marinangel, Vanderbilt 1995

Average—56.5, Bill Hawk, Kentucky 1991 (6 for 339)

Longest Punt—78, Marcus Jenkins, Kentucky 1983

■ PUNT RETURNS

Returns—9, Mike Siganos, Kentucky 1976

Yards—127, Chris Davis, Auburn, 2013

Longest Return—90, Jake Scott, Georgia 1968

■ KICKOFF RETURNS

Returns—9, Hubert Loudermilk, Arkansas 1996

Yards—200, Eric Booth, Southern Mississippi 1997

Longest Return—100, Nathan Jones, Rutgers 2002; Leroy Gallman, Duke 1993; Greg Boone, Duke 1982; Mickey Cureton, UCLA 1968; Sammy Grezaffi, LSU 1967

■ INTERCEPTIONS

Interceptions—4, Junior Rosegreen, Auburn 2004

Yards—128, Archibald Barnes, Vanderbilt 2011

Longest Return—100, Archibald Barnes, Vanderbilt 2011; Louis Guy, Mississippi 1962

■ SCORING

Touchdowns—4, Ike Hilliard, Florida 1995; Marcus Allen, Southern California 1981

Field Goals Attempted—6, Brennan O'Donohoe, Arkansas 2002; Jess Atkinson, Maryland 1983

Field Goals Made—5, Jess Atkinson, Maryland 1983

Longest Field Goal Made—55, Win Lyle, Auburn 1987

Blocked Extra-Point Return—1, Quinton Reese, Auburn 1997 (95-yard return); Tony Bennett, Mississippi 1988 (92-yard return)

Longest Fumble Return—92, Sean Jones, Georgia 2003

TEAM SINGLE-GAME RECORDS

(SINCE 1946)

■ RUSHING

Attempts—79, Georgia Tech 1949

Yards—457, Alabama 1986

Touchdowns—6, Nebraska 1997; Alabama 1986; Mississippi 1979; Mississippi 1977

■ PASSING

Attempts—63, Georgia Tech 1968

Fewest Attempts—0, Georgia Tech 1977

Completions—39, Kentucky 2007

Interceptions—8, Alabama 1970

Yards—496, Troy 2012

Touchdowns—6, Kentucky 2007; Florida 1995

■ TOTAL OFFENSE

Plays (Rushing and Passing)—110,

Missouri 2016; Kentucky 2007

Yards (Rushing and Passing)—740, Missouri 2016

■ PUNTING

Punts—17, LSU 1942

Punts (Modern)—15, Duke 1946

Yards—520, Vanderbilt 1995

■ PUNT RETURNS

Returns—10, Alabama 1946; Kentucky 1976

Yards—152, Mississippi State 1998 (SEC Championship)

■ KICKOFF RETURNS

Returns—12, Tennessee Tech 1951

Yards—220, Mississippi State 2003

■ INTERCEPTIONS

Interceptions—5, Auburn 2004; Duke 1949

Yards—141, Alabama 1954

■ TURNOVERS

Turnovers—12 Kentucky 1950 (4 int., 8 fumbles)

Turnovers on Consecutive Plays — 4 Western Kentucky 2013 (int, fumble, fumble, int) NCAA Record

Fumbles—9, Mississippi State 1955; Kentucky 1950;

Fumbles Lost—8, Kentucky 1950

■ MISCELLANEOUS

First Downs—41, Missouri 2016

First Downs, Rushing—27, Missouri 2016

First Downs, Passing—27, Kentucky 2007

Penalties—17, Boston College 1988

Penalty Yards—165, Boston College 1988

Field Goals Attempted—7, Arkansas 2002

Field Goals Made—5, Maryland 1983

INDIVIDUAL SINGLE-GAME

(SINCE 1946)

■ RUSHING

1.	282	Dexter McCluster, Mississippi 2009
2.	225	Damarea Crockett, Missouri 2016
3.	217	Trayveon Williams, Texas A&M 2016
	217	Mike Pritchard, Colorado 1990
	217	Bobby Humphrey, Alabama 1986
6.	216	Floyd Little, Syracuse 1966 (Gator)
7.	214	Nick Marshall (QB), Auburn 2013
8.	211	Marcus Allen, Southern California 1981
9.	208	Todd Gurley, Georgia 2014
10.	207	Brent Fullwood, Auburn 1986
11.	206	Ahman Green, Nebraska 1998 (Orange)
12.	196	Rodney Hampton, Georgia 1988
13.	194	Gaston Green, UCLA 1985
14.	185	Carnell Williams, Auburn 2003
15.	184	Marcus Lattimore, South Carolina 2010
	184	Dennis Riddle, Alabama 1996
17.	181	Darren McFadden, Arkansas 2006

■ PASSING

1.	476	Tim Couch, Kentucky 1997
2.	464	Whit Taylor, Vanderbilt 1981
3.	456	Marcus Mariota, Oregon 2013
4.	438	Tommy Hodson, LSU 1989
5.	430	Andre Woodson, Kentucky 2007
6.	424	Matt Johnson, Bowling Green 2015
7.	416	Kyle Shurmer, Vanderbilt 2016
8.	406	Jared Lorenzen, Kentucky 2001
9.	401	Eric Zeier, Georgia 1994
10.	400	Cade McNown, UCLA 1997
11.	394	David Jaynes, Kansas 1973
12.	393	Corey Robinson, Troy 2012
13.	391	Whit Taylor, Vanderbilt 1982
14.	381	Kent Austin, Mississippi 1982
	381	Danny Wuerffel, Florida 1995
16.	379	Gary Hollingsworth, Alabama 1989
17.	374	Jason Campbell, Auburn 2004 (SEC Championship)
18.	373	Bryan Ellis, UAB 2010
19.	368	Stan White, Auburn 1990

■ RECEIVING

1.	233	Pharoh Cooper, South Carolina, 2014
2.	224	Amari Cooper, Alabama, 2014
3.	222	Clarence Seavilian, Vanderbilt 1992
4.	221	Julio Jones, Alabama 2010
5.	204	Vernon Wells, TCU 1976
6.	185	D.J. Hall, Alabama 2007
	185	Jacquez Green, Florida 1997
8.	184	Trent Sherfield, Vanderbilt 2016
9.	183	Eric Moulds, Mississippi State 1995
10.	177	Allama Mathews, Vanderbilt 1981
11.	176	Travis McGriff, Florida 1998
12.	172	Anthony Lucas, Arkansas 1998
13.	170	Dee Smith, Kentucky 1987
14.	168	Dave Moritz, Iowa 1982
15.	167	Earl Bennett, Vanderbilt 2005
16.	162	Amari Cooper, Alabama, 2012
17.	161	Darrell Jackson, Florida 1999

TEAM SINGLE-GAME

■ TEAM RUSHING

1.	457	Alabama 1986
2.	444	Auburn 2013
3.	443	Kentucky 2016
4.	433	Mississippi 1977
5.	425	Auburn 1984
6.	420	Missouri 2016
7.	417	Mississippi 1975
8.	414	Georgia 1988
9.	409	Alabama 2016
	409	Nebraska 1997*
11.	403	Southern California 1981

■ TEAM PASSING YARDS

1.	496	Troy 2012
2.	476	Kentucky 1997
3.	471	Oregon 2013
4.	464	Vanderbilt 1981
5.	440	Kentucky 1969
6.	438	LSU 1989
7.	433	Bowling Green 2015
8.	430	Kentucky 2007
9.	429	UAB 2010
10.	416	Vanderbilt 2016
11.	409	Florida 1998
12.	401	Georgia 1994
13.	400	UCLA 1997

■ TEAM PASSING ATTEMPTS

1.	63	Georgia Tech 1968
2.	62	Kentucky 2007
3.	60	Troy 2012
	60	UAB 2010
	60	Kansas 1973
6.	58	Kentucky 1998
	58	Auburn 1990
8.	53	Kentucky 2001
	53	Florida 2001
	53	Duke 1989
	53	Vanderbilt 1981
12.	51	Bowling Green 2015
	51	Alabama 1970

■ TEAM PASSING COMPLETIONS

1.	39	Kentucky 2007
2.	38	Troy 2012
3.	37	Duke 1989
	37	Mississippi 1982
5.	35	Kentucky 1998
	35	Kentucky 1997
	35	Kansas 1973
8.	34	South Carolina 2007
	34	Kentucky 2001
	34	Florida 2001
	34	South Carolina 2004
12.	32	Alabama 2007
	32	Kentucky 1999
	32	Alabama 1989
	32	Alabama 1969

■ TEAM TOTAL OFFENSE

1.	740	Missouri 2016
2.	721	Troy 2012
3.	687	Oregon 2013
4.	635	Kentucky 2016
5.	634	Kentucky 1997
6.	625	South Carolina, 2014
7.	618	Washington State 1988
8.	608	Vanderbilt 2016
9.	594	Alabama 2016
10.	592	Texas A&M 2016
11.	587	Vanderbilt 1981
12.	584	Florida 1995
13.	569	Georgia 1992
14.	564	Kentucky 2007
15.	562	Alabama 1981
16.	560	Georgia 2012
17.	559	Auburn 2004 (SEC Championship)
18.	557	Bowling Green 2015
	557	Georgia 1981
20.	555	Florida 2012

■ TEAM TOTAL OFFENSIVE PLAYS

1.	110	Missouri 2016
	110	Kentucky 2007
3.	99	Alabama 2003
	99	Auburn 1990
	99	Troy 2012
6.	97	Alabama 1989
7.	94	Auburn 1984
	94	Kansas 1973
	94	Georgia Tech 1968

BOWL GAME-BY-GAME HISTORY

1939 ORANGE BOWL
vs. Oklahoma (W) 17-0

1940 ROSE BOWL
vs. Southern California (L) 0-14

1941 SUGAR BOWL
vs. Boston College (L) 13-19

1943 SUGAR BOWL
vs. Tulsa (W) 14-7

1945 ROSE BOWL
vs. Southern California (L) 0-25

1947 ORANGE BOWL
vs. Rice (L) 0-8

1951 COTTON BOWL
vs. Texas (W) 20-14
Andy Kozar (RB) Outstanding Back
Bud Sherrrod (End) Outstanding Lineman

1952 SUGAR BOWL
vs. Maryland (L) 13-28

1953 COTTON BOWL
vs. Texas (L) 0-16

1957 SUGAR BOWL
vs. Baylor (L) 7-13

1957 GATOR BOWL
vs. Texas A&M (W) 3-0
Bobby Gordon (RB) Most Outstanding Player

1965 BLUEBONNET BOWL
vs. Tulsa (W) 27-6
Dewey Warren (QB) Offensive MVP
Frank Emanuel (LB) Defensive MVP

1966 GATOR BOWL
vs. Syracuse (W) 18-12
Dewey Warren (QB) Most Outstanding Player

1968 ORANGE BOWL
vs. Oklahoma (L) 24-26

1969 COTTON BOWL
vs. Texas (L) 13-36

1969 GATOR BOWL
vs. Florida (L) 13-14
Curt Watson (RB) Most Outstanding Player

1971 SUGAR BOWL
vs. Air Force (W) 34-13
Bobby Scott (QB) Most Outstanding Player

1971 LIBERTY BOWL
vs. Arkansas (W) 14-13

1972 BLUEBONNET BOWL
vs. Louisiana State (W) 24-17
Condredge Holloway (QB) Offensive MVP
Carl Johnson (DE) Defensive MVP

1973 GATOR BOWL
vs. Texas Tech (L) 19-28
Haskel Stanback (RB) Most Outstanding Player

1974 LIBERTY BOWL
vs. Maryland (W) 7-3
Mike Gayles (RB) Outstanding Offensive Player

1979 BLUEBONNET BOWL
vs. Purdue (L) 22-27
Roland James (DB) Defensive MVP

1981 GARDEN STATE BOWL
vs. Wisconsin (W) 28-21
Steve Alatorre (QB) MVP

1982 PEACH BOWL
vs. Iowa (L) 22-28
Alan Cockrell (QB) MVP

1983 FLORIDA CITRUS BOWL
vs. Maryland (W) 30-23
Johnnie Jones (RB) MVP
Alvin Toles (LB) Outstanding Defensive Player

1984 SUN BOWL
vs. Maryland (L) 27-28
Carl Zander (LB) MVP (Lineman)

1986 SUGAR BOWL
vs. Miami (Fla.) (W) 35-7
Daryl Dickey (QB) Most Outstanding Player

1986 LIBERTY BOWL
vs. Minnesota (W) 21-14
Jeff Francis (QB) MVP
Joey Clinkscales (WR) Outstanding Offensive Player
Dale Jones (LB) Outstanding Defensive Player

1988 PEACH BOWL
vs. Indiana (W) 27-22
Reggie Cobb (RB) MVP

1990 COTTON BOWL
vs. Arkansas (W) 31-27
Chuck Webb (RB) Outstanding Offensive Player
Carl Pickens (DB) Outstanding Defensive Player

1991 SUGAR BOWL
vs. Virginia (W) 23-22
Andy Kelly (QB) Most Outstanding Player

1992 FIESTA BOWL
vs. Penn State (L) 17-42

1993 HALL OF FAME BOWL
vs. Boston College (W) 38-23
Heath Shuler (QB) MVP

1994 FLORIDA CITRUS BOWL
vs. Penn State (L) 13-31
Raymond Austin (DB) Outstanding Defensive Player

1994 GATOR BOWL
vs. Virginia Tech (W) 45-23
James Stewart (RB) Most Outstanding Player

1996 FLORIDA CITRUS BOWL
vs. Ohio State (W) 20-14
Jay Graham (RB) Most Valuable Player
Leonard Little (DE) Outstanding Defensive Player

1997 FLORIDA CITRUS BOWL
vs. Northwestern (W) 48-28
Peyton Manning (QB) MVP
Tyrone Hines (LB) Outstanding Defensive Player

1998 ORANGE BOWL
vs. Nebraska (L) 17-42
Jamal Lewis (RB) UT MVP

1999 FIESTA BOWL
vs. Florida State (W) 23-16
Peerless Price (WR) Offensive MVP
Dwayne Goodrich (DB) Defensive MVP

2000 FIESTA BOWL
vs. Nebraska (L) 21-31
Tee Martin (QB) UT MVP

2001 COTTON BOWL
vs. Kansas State (L) 21-35

2002 FLORIDA CITRUS BOWL
vs. Michigan (W) 45-17
Casey Clausen (QB) MVP
John Henderson (DT) Outstanding Defensive Player

2002 PEACH BOWL
vs. Maryland (L) 3-30

2004 PEACH BOWL
vs. Clemson (L) 14-27

2005 COTTON BOWL
vs. Texas A&M (W) 38-7
Rick Clausen (QB) Offensive MVP
Justin Harrell (DT) Defensive MVP

2007 OUTBACK BOWL
vs. Penn State (L) 10-20

2008 OUTBACK BOWL
vs. Wisconsin (W) 21-17
Erik Ainge (QB) MVP

2009 CHICK-FIL-A BOWL
vs. Virginia Tech (L) 14-37

2010 MUSIC CITY BOWL
vs. North Carolina (L) (2 ot) 27-30

2015 TAXSLAYER BOWL
vs. Iowa (W) 45-28
Joshua Dobbs (QB) MVP

2016 OUTBACK BOWL
vs. Northwestern (W) 45-6
Jalen Hurd (RB) MVP

2016 MUSIC CITY BOWL
vs. Nebraska (W) 38-24
Joshua Dobbs (QB) MVP

GENERAL

STAFF

PLAYERS

REVIEW

HISTORY

HONORS

VOLMANAC

RECORDS



BOWL FACTS

■ NCAA BOWL APPEARANCE LEADERS

1. Alabama	^64
2. Nebraska	53
Texas	53
4. Tennessee	52
Southern California	^52
Georgia	52
7. Oklahoma	50
8. LSU	48
9. Penn State	^47
10. Ohio State	^46
11. Georgia Tech	44
Florida State	^44
Michigan	44
14. Florida	43
15. Arkansas	42

■ NCAA BOWL WINS LEADERS

1. Alabama	^36
2. Southern California	^34
3. Georgia	30
4. Oklahoma	29
5. Tennessee	28
Penn State	28
7. Texas	27
8. Florida State	^26
Nebraska	26
10. Georgia Tech	25
LSU	25
12. Ole Miss	24
13. Auburn	23
14. Florida	22
Ohio State	^22
16. Michigan	21

**Had games vacated by NCAA Committee on Infractions.*

UT BOWL QUICK FACTS

- 52 Bowl Games; Ranks T-4th all-time
- All-Time Bowl Record: 28-24 (T-5th in wins)
- Consecutive Bowl Seasons: 16 (1989-2004)

BOWL (Years)	W-L
Bluebonnet (1965-72-79)	2-1
Cotton (1951-53-69-90-2001-05)	3-3
Fiesta (1992-99-2000)	1-2
Florida Citrus (1983-94-96-97-2002)	4-1
Garden State (1981)	1-0
Gator/TaxSlayer (1957-66-69-73-94-2014)	4-2
Liberty (1971-74-86)	3-0
Music City (2010, 2016)	1-1
Orange (1939-47-68-98)	1-3
Outback/Hall of Fame (1993-2007-08-15)	3-1
Chick-fil-A/Peach (1982-88-2002-04-09)	1-4
Rose (1940-45)	0-2
Sugar (1941-43-52-57-71-86-91)	4-3
Sun (1984)	0-1
Totals	28-24

BOWL BESTS

■ RUSHING

Yards	Player	Bowl	Opponent
250	Chuck Webb	1990 Cotton	Arkansas
180	Travis Henry	2001 Cotton	Kansas State
154	Jay Graham	1996 Citrus	Ohio State
154	Johnnie Jones	1983 Citrus	Maryland
151	Tony Thompson	1991 Sugar	Virginia
146	Reggie Cobb	1988 Peach	Indiana
131	Hank Lauricella	1951 Cotton	Texas
130	Jalen Hurd	2016 Outback	Northwestern

■ PASSING

Yards	Player	Bowl	Opponent
408	Peyton Manning	1997 Citrus	Northwestern
393	Casey Clausen	2002 Citrus	Michigan
384	Casey Clausen	2004 Peach	Clemson
365	Erik Ainge	2008 Outback	Wisconsin
315	Steve Alatorre	1981 Garden State	Wisconsin
312	Tyler Bray	2010 Music City	N.Carolina
291	Joshua Dobbs	2016 Music City	Nebraska
288	Bobby Scott	1971 Sugar	Air Force
278	Tee Martin	1999 Fiesta	Florida State

■ RECEIVING

Yards	Player	Bowl	Opponent
199	Peerless Price	1999 Fiesta	Florida State
196	Anthony Hancock	1981 Garden State	Wisconsin
125	Jason Witten	2002 Citrus	Michigan
122	Joey Kent	1997 Citrus	Northwestern
120	Josh Malone	2016 Music City	Nebraska
119	Donté Stallworth	2002 Citrus	Michigan
110	Peerless Price	1997 Citrus	Northwestern
109	Joey Kent	1996 Citrus	Ohio State

■ TOTAL OFFENSE

Yards	Player	Bowl	Opponent
416	Peyton Manning	1997 Citrus	Northwestern
409	Joshua Dobbs	2016 Music City	Nebraska
386	Casey Clausen	2004 Peach	Clemson
379	Casey Clausen	2002 Citrus	Michigan
367	Erik Ainge	2008 Outback	Wisconsin
297	Tee Martin	1999 Fiesta	Florida State
290	Steve Alatorre	1981 Garden State	Wisconsin

■ ALL-PURPOSE YARDAGE

Yards	Player	Bowl	Opponent
250	Chuck Webb	1990 Cotton	Arkansas
242	Peerless Price	1999 Fiesta	Florida State
205	Anthony Hancock	1981 Garden State	Wisconsin
191	Travis Henry	2001 Cotton	Kansas State
190	Donté Stallworth	2002 Citrus	Michigan

■ TACKLES

Num.	Player	Bowl	Opponent
20	Carl Zander	1984 Sun	Maryland
16	Reggie McKenzie	1984 Sun	Maryland
15	Jack Reynolds	1969 Cotton	Texas
14	Rey Nettles	1971 Liberty	Arkansas
14	Carl Zander	1981 Garden State	Wisconsin
14	Dale Jones	1983 Citrus	Maryland
14	Nick Reveiz	2010 Music City	N.Carolina



POSTSEASON

1931 NEW YORK CHARITY GAME *

TENNESSEE	0	13	0	0	-	13
NEW YORK U.	0	0	0	0	-	0

**NCAA does not recognize this game as a bowl game*

Dec. 5, 1931

NEW YORK — It didn't count, at least according to NCAA statisticians, but Tennessee's first post-season bowl appearance came in the 1931 Charity Bowl game at Yankee Stadium.

The game was set up by New York City Mayor Jimmy Walker and was an intersectional clash between the Vols and the Violets of New York University. The Vols were 8-0-1 in 1931, with a 6-6 deadlock against Kentucky marring an otherwise perfect season.

It was Capt. Neyland's sixth year as the Vol helm and the Vols had compiled a 52-2-4 overall record through the end of the 1931 season.

Herman Hickman's sensational defensive play earned him a spot on Grantland Rice's 1931 All-America team. Rice was so impressed with Hickman's performance that he named him to his All-America team on the basis of the Charity Bowl game alone.

Three future Vol College Football Hall of Fame members, Gene McEver, Beattie Feathers and Hickman, played in the contest. In addition, Capt. Neyland would also be inducted into the College Football Hall of Fame in 1956.

The Vols' second trip to New York was much better than their first. Seven years earlier, the Vols had lost to Army 41-0 at West Point.

Feathers and Deke Brackett had long touchdown runs and Hickman anchored the Vol defense as Tennessee defeated the Violets by a 13-0 count.

The game was one of a number of contests played during the Great Depression (mainly in 1931) to raise money for relief of the unemployed in response to the President's Committee on Mobilization of Relief Resources. In addition to the Charity Bowl, the Army-Navy games of 1930 and 1931 were played at Yankee Stadium. The NCAA does not recognize these games in the all-time bowl game records.

SCORING SUMMARY

TENN — Feathers 65 run (McEver run)
TENN — Brackett 75 punt return (Kick failed)

TEAM STATISTICS	TENN	NYU
First Downs	8	8
Rushes-Yards	42-109	46-77
Passing Yards	13	171
Passes (Att.-Comp.)	8-1	23-9
Total Offense	122	248
Total Offensive Plays	50	89
Fumbles-Lost	3-2	1-0
Penalties-Yards	1-5	10-90
Punts-Average	11-40	9-31

BOWL RECAPS

1939 ORANGE BOWL

TENNESSEE	7	3	0	7	-	17
OKLAHOMA	0	0	0	0	-	0

Jan, 2, 1939

MIAMI — Tennessee and Oklahoma squared off in the 1939 Orange Bowl in a classic battle of speed against size. And, when it was over, Tennessee's speed and stamina had won out by a 17-0 count. Tennessee had come into the game undefeated and No. 2 in the country and Oklahoma was riding a 14-game winning streak.

Tennessee scored first when a 15-yard penalty backed the Sooners to their 3-yard line. Vol tailback George Cafego returned the ensuing punt to the Sooner 27 and followed up the punt return with a key gain to the 12. Two plays later, Bob Foxx scored from the 8. The Vols scored a field goal after a Sooner fumble, a 22-yarder by Bowden Wyatt, and led 10-0 at the half.

Tennessee scored its final touchdown in the fourth quarter on a 19-yard run by Babe Wood on a reverse. The Vols polished off their eighth shutout of the season by stopping the Sooners the rest of the way and finished undefeated in 11 games.

It was a penalty-plagued game as tempers flared throughout the contest and more than 200 yards were assessed against the teams.

SCORING SUMMARY

TENN — Foxx 8 run (Wyatt run)
TENN — Wyatt 32 FG
TENN — Wood 19 run (Foxx kick)

TEAM STATISTICS	TENN	OKLA
First Downs	15	6
Rushing Yards	51-197	16-25
Passing Yards	63	69
Passes (Att.-Comp.-Int.)	13-4-0	27-10-1
Total Offensive Plays	64	43
Total Offensive Yards	260	94
Fumbles-Lost	2-1	4-3
Penalties-Yards	16-130	9-90
Punts-Average	12-36	13-40

TENNESSEE						
RUSHING	Att	Gain	Lost	Net	TD	Lg
Coffman	12	64	8	56	1	24
Cafego	13	58	13	45	0	19
PASSING	Att	Comp	Int	Yds	TD	Lg
Wood	5	2	0	40	0	23
RECEIVING	No	Yds	TD	Lg		
Cifers	1	23	0	23		

OKLAHOMA						
RUSHING	Att	Gain	Lost	Net	TD	Lg
McCullough	9	20	11	9	0	7
PASSING	Att	Comp	Int	Yds	TD	Lg
McCullough	19	7	1	37	0	22
RECEIVING	No	Yds	TD	Lg		
Clark	3	30	0	23		

RECORDS

1940 ROSE BOWL

SOUTHERN CAL	0	7	0	7	-	14
TENNESSEE	0	0	0	0	-	0

Jan, 1, 1940

PASADENA, Calif. — The Vols were 10-0 in the 1939 season and did not give up a point, heading by train to Pasadena for the 1940 Rose Bowl undefeated in 23 games and unscored upon in 15, but both streaks came to a halt against Southern California.

It marked the first of two Vol appearances in the Rose Bowl in the decade of the 1940s, both against Southern Cal.

Playing without star tailback George Cafego, the victim of a knee injury against The Citadel earlier in the year, the Vols fumbled away a golden opportunity in the fourth period and fell 14-0.

Southern Cal racked up 229 yards rushing, scored in the second and fourth quarter and ran nearly double the plays from scrimmage to take the 14-0 triumph.

The 1939 Tennessee team was the last to hold a full season of opponents scoreless, with future College Football Hall of Famers George Cafego, Bob Suffridge and Ed Molinski leading the way. Major Bob Neyland was also named to the College Hall.

SCORING SUMMARY

USC — Schindler 1 run (J. Jones kick)

USC — Kreuger 2 pass from Schindler (Gaspar kick)

TEAM STATISTICS	TENN	USC
First Downs	9	18
Rushes-Yards	28-71	58-229
Passing Yards	70	43
Passes (Att.-Comp.-Int.)	12-6-1	14-7-1
Total Offensive Plays	37	72
Total Offensive Yards	141	272
Fumbles-Lost	1-1	1-0
Penalties-Yards	2-25	6-40
Punts-Average	11-39.2	8-40.1

TENNESSEE						
RUSHING	Att	Gain	Lost	Net	TD	Lg
Butler	5	47	7	40	0	16
Cafego	7	10	9	1	0	5
PASSING	Att	Comp	Int	Yds	TD	Lg
Butler	10	5	1	46	0	19
RECEIVING	No	Yds	TD	Lg		
Cifers	3	42	0	28		

SOUTHERN CAL						
RUSHING	Att	Gain	Lost	Net	TD	Lg
Schindler	19	75	0	75	1	8
Lansdell	16	88	20	68	0	11
PASSING	Att	Comp	Int	Yds	TD	Lg
Schindler	5	4	0	25	1	11
RECEIVING	No	Yds	TD	Lg		
Banta	3	17	0	7		

1941 SUGAR BOWL

BOSTON COLL.	0	0	13	6	-	19
TENNESSEE	7	0	6	0	-	13

Jan, 1, 1941

NEW ORLEANS — Boston College and Tennessee met in the 1941 Sugar Bowl in a game that had all the earmarks of a David and Goliath story. Before a record crowd at Tulane Stadium, the underdog Boston College team had pulled off the upset and did it with a play taken directly from the Vols' playbook.

Tennessee scored first on a 4-yard run by Van Thompson and the conversion by Bob Foxx, but lost the ball on downs at the BC 11 and lost an interception at the BC 15. The half ended 7-0.

Boston College tied the score in the third period, blocking a Tennessee punt and scoring quickly. It had been seven years since a Vol punt was blocked. The Vols went back ahead as Buist Warren scored from the 2 and Tennessee led 13-7.

Boston College answered immediately as Mike Holovak scored from the 1 after a 70-yard drive. The point failed and it was 13-13 entering the final canto. With six minutes left, the Eagles moved the ball to the Vol 24. Eagle tailback Charlie O'Rourke then ran left, raised his arm as if to pass and sprinted 24 yards for the touchdown.

SCORING SUMMARY

TENN — Thompson 4 run (Foxx kick)

BC — Connolly 12 run (Maznicki kick)

TENN — Warren 2 run (Run failed)

BC — Holovak 1 run (Kick failed)

BC — O'Rourke 24 run (Kick failed)

TEAM STATISTICS	TENN	BC
First Downs	13	11
Rushes-Yards	48-124	36-142
Passing Yards	121	106
Passes (Att.-Comp.-Int.)	22-9-2	14-6-3
Total Offensive Plays	70	49
Total Offensive Yards	245	248
Fumbles-Lost	1-1	1-1
Penalties-Yards	4-36	3-25
Punts-Average	7-36	6-35

TENNESSEE						
RUSHING	Att	Gain	Lost	Net	TD	Lg
Foxx	7	41	2	39	0	17
Thompson	11	40	7	33	1	11
PASSING	Att	Comp	Int	Yds	TD	Lg
Thompson	9	4	1	42	0	13
RECEIVING	No	Yds	TD	Lg		
Coleman	3	49	0	29		

BOSTON COLLEGE						
RUSHING	Att	Gain	Lost	Net	TD	Lg
O'Rourke	7	52	13	39	1	24
PASSING	Att	Comp	Int	Yds	TD	Lg
O'Rourke	11	5	2	85	0	26
RECEIVING	No	Yds	TD	Lg		
Zabalski	2	39	0	20		



1943 SUGAR BOWL

TENNESSEE	0	6	2	6	-	14
TULSA	0	7	0	0	-	7

Jan. 1, 1943

NEW ORLEANS — Tennessee made its second trip to the Sugar Bowl in three years to play Henry Frank's pass-minded Tulsa Hurricane.

Despite a passing show by the Hurricanes' Glenn Dobbs, the Vols escaped with a 14-7 win. Tulsa scored first, but the Vols dominated the game from that point on to take the victory, racking up 208 yards rushing and holding Tulsa to minus-39 yards rushing. Bill Gold and Clyde "Ig" Fuson scored touchdowns and Denver Crawford blocked a punt for a safety as the Vols squared their bowl record at 2-2.

SCORING SUMMARY

TULSA — Purdin 9 pass from Dobbs (LaForce kick)

TENN — Gold 3 run (Kick failed)

TENN — Safety, Crawford blocks punt out of endzone

TENN — Fuson 1 run (Kick failed)

TEAM STATISTICS	TENN	TULSA
First Downs	14	10
Rushing Yards	208	(-39)
Passing Yards	88	168
Passes (Att.-Comp.-Int.)	17-7-0	27-17-2
Total Offensive Yards	296	129
Fumbles-Lost	2-2	1-0
Penalty Yards	100	44
Punting Average	41	43

1945 ROSE BOWL

SOUTHERN CAL	6	6	0	13	-	25
TENNESSEE	0	0	0	0	-	0

Jan. 1, 1945

PASADENA, Calif. — Tennessee finished 7-0-1 in 1944, but met its match against Southern California in the 1945 Rose Bowl, the second contest between the cross-country rivals in Pasadena in five seasons.

Tennessee had not fielded a team in 1943 and, given the green light by the conference to do so in 1944, put together an eight-game schedule that assembled talent available.

The Vols got good efforts from the 1944 team, but a lack of depth at key positions cost the Vols against the powerful USC team. Despite the loss, Tennessee coach John Barnhill was named SEC Coach of the Year.

SCORING SUMMARY

USC — Callahan 11 run on blocked punt (Kick failed)

USC — Salata 19 pass from Hardy (Kick failed)

USC — Hardy 9 run (West kick)

USC — MacLachan 7 run (Kick failed)

TEAM STATISTICS	TENN	USC
First Downs	8	15
Rushing Yards	152	162
Passing Yards	17	45
Passes (Att.-Comp.-Int.)	14-3-1	15-5-0
Total Offensive Yards	169	207
Fumbles Lost	1	1
Penalty Yards	35	25
Punting Average	32.2	32.6

1947 ORANGE BOWL

RICE	8	0	0	0	-	8
TENNESSEE	0	0	0	0	-	0

Jan. 1, 1947

MIAMI — Rice scored a touchdown and a safety in the first quarter and played defense and the kicking game in the best Tennessee tradition to defeat Bob Neyland's Volunteers 8-0 in the 1947 Orange Bowl.

Rice blocked two Vol punts in the first quarter, the second of which led to a safety and, combined with a touchdown drive of 83 yards, it was enough to win. The touchdown came on a lateral from Buddy Russ to Huey Kenney after Russ had run 25 yards to the Vol 25. Kenney took it in and Rice led.

Rice coach Jess Neely was then content to put the game in the hands of his defense, which held the Vols to five first downs and 137 yards.

The Vols had one big shot early in the second half, recovering a fumble at the Rice 18. But Rice intercepted a fourch-down pass and was in control from that point.

SCORING SUMMARY

RICE — Safety, Murphy blocks punt out of end zone

RICE — Kenney 25 run on lateral from Russ (Kick blocked)

TEAM STATISTICS	TENN	RICE
First Downs	5	9
Rushing Yards	105	208
Passing Yards	32	0
Passes (Att.-Comp.-Int.)	19-4-4	4-0-2
Total Offensive Yards	137	208
Fumbles-Lost	2-0	4-3
Penalties-Yards	6-67	4-40
Punts-Average	15-38	13-44

RECORDS

1951 COTTON BOWL

TENNESSEE	7	0	0	13	-	20
TEXAS	0	14	0	0	-	14

Jan. 1, 1951

DALLAS — Tennessee's once-defeated Volunteers dominated the second half and defeated Texas 20-14 in the 1951 Cotton Bowl.

The Vols scored first, on a 5-yard pass from Herky Payne to John Gruble, a play set up by a now-historic 75-yard run by Hank Lauricella, on which he reversed his field three times and slowed only to allow his blockers to catch up.

The Longhorns rallied to take a 14-7 halftime lead, parlaying a blocked kick into one score and a pass into another. The Vols closed to one point early in the fourth quarter, when fullback Andy Kozar bulled in from the 5. Later in the quarter, Jim Hill intercepted a Longhorn pass and the Vols were goalward again.

The teams exchanged fumbles on two consecutive plays and the Vols took the Texas turnover in for the winning score. Kozar got 6, Lauricella hit Rechichar for 23 and ran for 11. Finally, Kozar scored his second touchdown and the Vols held off a late Texas charge to win 20-14.

SCORING SUMMARY

TENN — Gruble 5 pass from Payne (Shires kick)

TEXAS — Townsend 5 run (Tompkins kick)

TEXAS — Dawson 35 pass from Tompkins (Tompkins kick)

TENN — Kozar 5 run (Kick failed)

TENN — Kozar 1 run (Shires kick)

TEAM STATISTICS	TENN	TEXAS
First Downs	18	12
Rushes-Yards	55-295	43-146
Passing Yards	45	97
Passes (Att.-Comp.-Int.)	8-3-2	14-5-1
Total Offensive Plays	63	57
Total Offensive Yards	340	243
Fumbles-Lost	4-1	1-1
Penalties-Yards	4-35	5-55
Punts-Average	6-32.8	7-29.3

TENNESSEE						
RUSHING	Att	Gain	Lost	Net	TD	Lg
Lauricella	16	154	23	131	0	75
Kozar	20	94	2	92	2	-
PASSING	Att	Comp	Int	Yds	TD	Lg
Lauricella	6	1	2	23	0	23
RECEIVING	No	Yds	TD	Lg		
Rechichar	1	23	0	23		

TEXAS						
RUSHING	Att	Gain	Lost	Net	TD	Lg
Townsend	23	107	2	105	1	-
PASSING	Att	Comp	Int	Yds	TD	Lg
Tompkins	14	5	1	97	1	-
RECEIVING	No	Yds	TD	Lg		
Stolhandske	3	32	0	-		



Gen. Robert R. Neyland (center) is surrounded by his victorious Vols in the locker room following their victory over Texas at the 1951 Cotton Bowl.



1952 SUGAR BOWL

MARYLAND	7	14	7	0	-	28
TENNESSEE	0	6	0	7	-	13

Jan, 1, 1952

NEW ORLEANS — Tennessee went to New Orleans undefeated and the 1951 national champions. But the Vols fell victim to an undefeated Maryland team that scored 21 points in 16 minutes and never looked back. The final was 28-13.

Maryland uncorked a strong running game to lead 21-6 at the half and used a timely interception return for a touchdown to keep the Vols at bay.

Tennessee showed only flashes of the power that had been its trademark during the regular season. Vol tailback Herky Payne led two touchdown drives, but otherwise, the Maryland defense stopped the Vol attack, using an eight-man line.

SCORING SUMMARY

UM — Fullerton 2 run (Decker kick)
UM— Shemonski 6 pass from Fullerton (Decker kick)
UM — Scarbath 1 run (Decker kick)
TENN — Rechichar 4 pass from Payne (Kick failed)
UM — Fullerton 46 interception return (Decker kick)
TENN — Payne 2 run (Rechichar kick)

TEAM STATISTICS	TENN	MD
First Downs	12	18
Rushes-Yards	35-81	64-289
Passing Yards	75	63
Passes (Att.-Comp.-Int.)	19-9-4	13-7-1
Total Offensive Plays	54	77
Total Offensive Yards	156	352
Fumbles-Lost	2-2	7-3
Penalties-Yards	2-20	12-120
Punts-Average	7-43.0	8-38.8

TENNESSEE						
RUSHING	Att	Gain	Lost	Net	TD	Lg
Payne	11	54	0	54	1	-
Kozar	9	29	0	29	0	-
PASSING	Att	Comp	Int	Yds	TD	Lg
Payne	14	7	1	61	1	-
RECEIVING	No	Yds	TD	Lg		
Rechichar	3	27	1	13		

MARYLAND						
RUSHING	Att	Gain	Lost	Net	TD	Lg
Modzelewski	28	153	0	153	0	-
PASSING	Att	Comp	Int	Yds	TD	Lg
Scarbath	9	6	0	57	0	-
RECEIVING	No	Yds	TD	Lg		
Shemonski	3	19	1	-		

1953 COTTON BOWL

TEXAS	2	7	0	7	-	16
TENNESSEE	0	0	0	0	-	0

Jan, 1, 1953

DALLAS — Tennessee's appearance in the 1953 Cotton Bowl is memorable for only one reason: it brought the Neyland era to an unhappy end.

Robert R. Neyland, the West Point-trained army officer who had turned a mediocre program into one of the giants of college football, wasn't well enough to coach his Vol team in its final game. He sat on the bench while offensive coordinator Harvey Robinson called the shots in a 16-0 loss to Texas.

The Vols could never manage even the first hint of a scoring threat. They made only six first downs and wound up with minus 14 yards rushing. The Longhorns, with 20 first downs and 269 yards rushing, ran 86 offensive plays to Tennessee's 35.

Neyland visited his players in the dressing room following the game. He managed a smile, said he was proud of them and told them to go out and have some fun.

He was a gracious loser, even if he didn't have a lot of experience at it.

SCORING SUMMARY

TEXAS — Safety, Griffith tackled in end zone
TEXAS — Dawson 3 run (Dawson kick)
TEXAS — Quinn 1 run (Dawson kick)

TEAM STATISTICS	TENN	TEXAS
First Downs	6	20
Rushes-Yards	29-(-14)	78-269
Passing Yards	46	32
Passes (Att.-Comp.-Int.)	6-3-0	8-2-1
Total Offensive Plays	35	86
Total Offensive Yards	32	301
Fumbles-Lost	5-3	5-3
Penalties-Yards	3-30	5-55
Punts-Average	7-40.9	5-35.4

TENNESSEE						
RUSHING	Att	Gain	Lost	Net	TD	Lg
Schwanger	5	25	3	22	0	-
PASSING	Att	Comp	Int	Yds	TD	Lg
Shires	4	2	0	23	0	-
RECEIVING	No	Yds	TD	Lg		
Morgan	2	23	0	-		

TEXAS						
RUSHING	Att	Gain	Lost	Net	TD	Lg
Ochoa	26	108	0	108	0	-
PASSING	Att	Comp	Int	Yds	TD	Lg
Jones	5	2	1	32	0	-
RECEIVING	No	Yds	TD	Lg		
Quinn	1	23	0	23		

RECORDS

1957 SUGAR BOWL

BAYLOR	0	6	0	7	-	13
TENNESSEE	0	0	7	0	-	7

Jan. 1, 1957

NEW ORLEANS — No. 11-rated Baylor beat Tennessee at its own game in the 1957 Sugar Bowl, turning four interceptions and a key fumble recovery into a 13-7 win over the previously undefeated and No. 2-ranked Volunteers.

Baylor scored first on a pass from Bobby Jones to Jerry Marcontell covering 12 yards. The touchdown drive had been keyed by Shofner's 54-yard run after a Johnny Majors quick-kick. Tennessee had two drives snuffed by interceptions in the first half and trailed 6-0 at intermission.

The Vols scored early in the third quarter as Majors and fullback Tommy Bronson led the charge downfield and Baylor contributed a key piling-on penalty. Majors scored from the 1 and Sammy Burklow's conversion gave the Vols a 7-6 lead. The Vols held that lead into the fourth quarter when Majors was hit on a punt return and fumbled at the Vol 15. Baylor recovered and moved in for the winning score.

The Vols had two last chances to score, but two Baylor interceptions and a sack of Vol tailback Bobby Gordon erased the Vols' last scoring opportunities.

SCORING SUMMARY

BAYLOR — Marcontell 12 pass from Jones (Kick failed)

TENN — Majors 1 run (Burklow kick)

BAYLOR — Humphrey 1 run (Berry kick)

TEAM STATISTICS	TENN	BAYLOR
First Downs	11	14
Rushes-Yards	39-146	64-275
Passing Yards	16	24
Passes (Att.-Comp.-Int.)	10-1-4	11-3-0
Total Offensive Plays	49	75
Total Offense	162	299
Fumbles-Lost	1-1	2-0
Penalties-Yards	5-55	6-60
Punts-Average	5-41.6	8-32.6

TENNESSEE						
RUSHING	Att	Gain	Lost	Net	TD	Lg
Majors	15	59	8	51	1	-
Bronson	8	56	0	56	0	-
PASSING	Att	Comp	Int	Yds	TD	Lg
Majors	7	1	2	16	0	-
RECEIVING	No	Yds	TD	Lg		
Urbano	1	16	0	16		

BAYLOR						
RUSHING	Att	Gain	Lost	Net	TD	Lg
Shofner	14	98	10	88	0	-
PASSING	Att	Comp	Int	Yds	TD	Lg
Jones	4	2	0	19	1	12
RECEIVING	No	Yds	TD	Lg		
Marcontell	3	24	1	12		

1957 GATOR BOWL

TENNESSEE	0	0	0	3	-	3
TEXAS A&M	0	0	0	0	-	0

Dec. 28, 1957

JACKSONVILLE, Fla. — In Paul "Bear" Bryant's last game as Aggie head coach, Tennessee used a fourth quarter field goal by placekicker Sammy Burklow and a stubborn defense to hand the Aggies a 3-0 defeat on a wet and muddy Gator Bowl field.

It was the lowest-scoring game in the history of the Gator Bowl and was played before a Gator Bowl-record crowd of 43,709.

The field goal was the first of Burklow's career and came from 17 yards out with 5:30 left to play in the game. It was a day for the defenses to shine as action was confined between the 35-yard lines.

The game was marked by the now-famous collision between Vol tailback Bobby Gordon and Aggie Heisman Trophy winner John David Crow on the Vols' march to the winning score. Both players recovered to continue play, with Gordon holding for Burklow's game-winning field goal.

SCORING SUMMARY

TENN — Burklow 17 FG

TEAM STATISTICS	TENN	A&M
First Downs	14	8
Rushes-Yards	54-135	40-142
Passing Yards	56	27
Passes (Att.-Comp.-Int.)	6-4-0	8-3-0
Total Offensive Plays	60	48
Total Offense	191	169
Fumbles Lost	2	1
Penalties-Yards	3-30	3-35
Punts-Average	8-36.0	7-38.0

TENNESSEE						
RUSHING	Att	Gain	Lost	Net	TD	Lg
Gordon	32	83	23	60	0	18
PASSING	Att	Comp	Int	Yds	TD	Lg
Gordon	6	4	0	56	0	19
RECEIVING	No	Yds	TD	Lg		
Darty	2	26	0	17		

TEXAS A&M						
RUSHING	Att	Gain	Lost	Net	TD	Lg
Crow	14	56	10	46	0	13
PASSING	Att	Comp	Int	Yds	TD	Lg
Osborne	4	2	0	16	0	11
RECEIVING	No	Yds	TD	Lg		
Smith	1	11	0	11		
Tracy	1	11	0	11		



1965 BLUEBONNET BOWL

TENNESSEE	6	14	7	0	-	27
TULSA	6	0	0	0	-	6

Dec. 18, 1965

HOUSTON — Tennessee made its first bowl appearance since the Gator Bowl victory over Texas A&M in 1957 and made it a successful return by taking the measure of the Tulsa Hurricanes 27-6 in a swampy Rice Stadium.

The game was played in some of the wettest weather that ever confronted a Tennessee team, a steady downpour that did not cease until long after the game was over.

The Vols took care of business quickly, moving to a 20-6 halftime lead by taking advantage of Tulsa turnovers and some brilliant work on the kicking game. Tulsa fumbles led to the Vol touchdowns by Hal Wantland and Dewey Warren, and Jerry Smith's 45-yard punt return led to the third, another score by Warren. Glenn Gray's pass interception led to the final Vol score, an 11-yard burst by fullback Stan Mitchell.

Tulsa gained 250 yards through the air despite the wet conditions, but three fumbles and four Vol interceptions turned the game Tennessee's way.

SCORING SUMMARY

TENN — Wantland 4 pass from Warren (Kick failed)

TULSA — McDermott 1 run (Kick failed)

TENN — Warren 1 run (Leake kick)

TENN — Warren 1 run (Leake kick)

TENN — Mitchell 11 run (Leake kick)

1966 GATOR BOWL

TENNESSEE	3	15	0	0	-	18
SYRACUSE	0	0	6	6	-	12

Dec. 31, 1966

JACKSONVILLE, Fla. — Tennessee won its second consecutive bowl game under the tutelage of Doug Dickey, defeating Syracuse 18-12 in a game in which each team dominated one half.

Despite an early fumble that gave Syracuse favorable field position, the Vols got field goals from Gary Wright in the first and second quarters to lead 6-0. Another field goal appeared to be in the offing in the second period at the Syracuse 24, but the Vols caught Syracuse by surprise and quarterback Dewey Warren hit tight end Austin Denney instead for the touchdown and a 12-0 lead. Bill Young's interception led to the third Vol score, which came on a 2-yard strike from Warren to flanker Richmond Flowers.

Syracuse, led by the running of future pro stars Floyd Little and Larry Csonka, scored on its first possession of the second half. They lost the ball on downs at the Vol 3 later in the period and scored their final touchdown with 46 seconds left.

SCORING SUMMARY

TENN — Wright 36 FG

TENN — Wright 38 FG

TENN — Denney 24 pass from Warren (Pass failed)

TENN — Flowers 2 pass from Warren (Kick failed)

SYR — Csonka 8 run (Kick failed)

SYR — Little 3 run (Run failed)

TEAM STATISTICS	TENN	TULSA
First Downs	11	16
Rushes-Yards	49-181	24-73
Passing Yards	37	250
Passes (Att.-Comp.-Int.)	7-3-1	47-23-4
Total Offensive Plays	56	71
Total Offensive Yards	218	323
Fumbles-Lost	4-2	3-3
Penalties-Yards	8-80	1-15
Punts-Average	6-42.8	5-35.0

TENNESSEE

RUSHING	Att	Gain	Lost	Net	TD	Lg
Warren	18	46	7	39	2	14
Mitchell	7	49	0	49	1	18
PASSING	Att	Comp	Int	Yds	TD	Lg
Warren	7	3	1	37	1	20
RECEIVING	No	Yds	TD	Lg		
Wantland	2	24	1	20		

TULSA

RUSHING	Att	Gain	Lost	Net	TD	Lg
Lakusiak	9	21	3	18	0	5
PASSING	Att	Comp	Int	Yds	TD	Lg
Anderson	47	23	4	250	0	38
RECEIVING	No	Yds	TD	Lg		
Twilley	8	78	0	13		

TEAM STATISTICS	TENN	SYR
First Downs	14	20
Rushes-Yards	29-85	57-348
Passing Yards	244	16
Passes (Att.-Comp.-Int.)	29-17-1	7-2-3
Total Offensive Plays	58	64
Total Offensive Yards	329	364
Fumbles-Lost	2-2	3-1
Penalties-Yards	4-44	7-79
Punts-Average	3-43.0	2-39.5

TENNESSEE

RUSHING	Att	Gain	Lost	Net	TD	Lg
Chadwick	12	50	3	47	0	9
PASSING	Att	Comp	Int	Yds	TD	Lg
Warren	29	17	1	244	2	42
RECEIVING	No	Yds	TD	Lg		
Mills	8	86	0	12		
Flowers	5	80	1	37		

SYRACUSE

RUSHING	Att	Gain	Lost	Net	TD	Lg
Little	29	219	3	216	1	15
Csonka	18	114	0	114	1	16
PASSING	Att	Comp	Int	Yds	TD	Lg
Cassata	7	2	3	16	0	8
RECEIVING	No	Yds	TD	Lg		
Little	2	16	0	16		

RECORDS

1968 ORANGE BOWL

OKLAHOMA	7	12	0	7	-	26
TENNESSEE	0	0	14	10	-	24

Jan, 1, 1968

MIAMI — A night football game, this time at Miami's Orange Bowl, became the Vols' undoing for the second time in the 1967 season. The Vols closed the 1967 season the way they opened it, with a loss under the lights. While UCLA was the culprit in the opener, Oklahoma edged the Vols in the season finale.

The Vols fell behind 19-0 in the first half and saw their first series of the second half stopped at the Oklahoma 14. But, on the ensuing series, Jimmy Glover returned a pass interception 36 yards for a touchdown and the Vols were back in the game. With 5:07 left in the third quarter, Charley Fulton scored and it was 19-14.

The Vols closed to 19-17, before giving up an interception that the Sooners returned for a touchdown. Warren brought the Vols back once again, capping a 77-yard drive with a 1-yard sneak and it was 26-24.

The Vols took possession at the Oklahoma 43 when Steve Owens was stopped short on fourth-and-1 and worked the ball to the 27 with time running out. But Karl Kremser's field goal faded wide right and Oklahoma had the game.

SCORING SUMMARY

OKLA — Warmack 7 run (Vachon kick)
 OKLA — Hinton 20 pass from Warmack (Kick failed)
 OKLA — Owens 1 run (Run failed)
 TENN — Glover 36 pass interception (Kremser kick)
 TENN — Fulton 5 run (Kremser kick)
 OKLA — Stephenson 25 interception return (Vachon kick)
 TENN — Kremser 26 FG
 TENN — Warren 1 run (Kremser kick)

TEAM STATISTICS	TENN	OKLA
First Downs	18	18
Rushes-Yards	44-172	50-203
Passing Yards	160	107
Passes (Att.-Comp.-Int.)	24-12-2	18-9-3
Total Offensive Plays	68	68
Total Offensive Yards	332	310
Fumbles-Lost	1-1	0-0
Penalties-Yards	4-27	2-10
Punts-Average	2-32.0	5-47.0

TENNESSEE						
RUSHING	Att	Gain	Lost	Net	TD	Lg
Chadwick	12	72	0	72	0	19
PASSING	Att	Comp	Int	Yds	TD	Lg
Warren	23	12	2	160	0	27
RECEIVING	No	Yds	TD	Lg		
Flowers	4	59	0	27		
DeLong	4	53	0	16		

OKLAHOMA						
RUSHING	Att	Gain	Lost	Net	TD	Lg
Warmack	17	99	18	81	1	38
Owens	17	61	0	61	1	12
PASSING	Att	Comp	Int	Yds	TD	Lg
Warmack	18	9	2	107	1	22
RECEIVING	No	Yds	TD	Lg		
Hinton	5	87	1	22		

1969 COTTON BOWL

TEXAS	13	15	8	0	-	36
TENNESSEE	0	0	7	6	-	13

Jan, 1, 1969

DALLAS — The other "Big Orange," the Texas Longhorns, rolled up 513 yards in total offense and held the white-shirted Vols to just 83 yards rushing in taking a convincing 36-13 triumph in the 1969 Cotton Bowl.

The Texans jumped to a 28-0 halftime lead, parlaying a crunching ground attack spiced by the passing combination of Jim Street and Cotton Speyrer. The Vols had an early shot at the Longhorns, but a 57-yard field goal missed and the Longhorns assumed command. The Longhorns intercepted three Vol passes.

Sub quarterback Bobby Scott gave the Vols a spark, throwing second half touchdown passes to Gary Kreis and Mike Price.

SCORING SUMMARY

TEXAS — Worster 14 run (Feller kick)
 TEXAS — Speyrer 78 pass from Street (Kick failed)
 TEXAS — Koy 9 run (Feller kick)
 TEXAS — Gilbert 5 run (Speyrer, pass from Street)
 TENN — Kreis 17 pass from Scott (Kremser kick)
 TEXAS — Speyrer 79 pass from Street (Bradley run)
 TENN — Price 3 pass from Scott (Pass failed)

TEAM STATISTICS	TENN	TEXAS
First Downs	16	22
Rushes-Yards	35-83	60-279
Passing Yards	192	234
Passes (Att.-Comp.-Int.)	41-16-3	14-8-1
Total Offensive Plays	76	74
Total Offensive Yards	275	513
Fumbles Lost	5-0	3-2
Penalties-Yards	4-17	5-60
Punts-Average	8-42.1	7-40.7

TENNESSEE						
RUSHING	Att	Gain	Lost	Net	TD	Lg
Scott	11	44	36	8	0	12
PASSING	Att	Comp	Int	Yds	TD	Lg
Scott	30	11	3	159	2	41
RECEIVING	No	Yds	TD	Lg		
Kreis	3	77	1	41		

TEXAS						
RUSHING	Att	Gain	TD	Lg		
Gilbert	13	82	1	16		
Worster	10	85	1	26		
PASSING	Att	Comp	Int	Yds	TD	Lg
Street	13	7	1	200	2	79
RECEIVING	No	Yds	TD	Lg		
Speyer	5	161	2	79		



1969 GATOR BOWL

FLORIDA	7	0	7	0	-	14
TENNESSEE	0	10	0	3	-	13

Dec. 27, 1969

JACKSONVILLE, Fla. — Before a Gator Bowl-record crowd of 72,248, SEC champion Tennessee went down in defeat to a Florida team which, like the Vols, had far exceeded expectations during the regular season.

Damage from the heralded passing duo of John Reaves and Carlos Alvarez was held to manageable proportions, but Tennessee's inability to score inside the 10 sealed the Vols' fate.

Workhorse running back Curt Watson gained 121 yards on 25 carries and tight end Ken DeLong caught five passes for 50 yards. But a blocked punt that Florida turned into a touchdown was the ultimate difference.

SCORING SUMMARY

FLA — Kelley 8 return of blocked punt (Franco kick)

TENN — Hunt 20 FG

TENN — McClain 12 pass from Scott (Hunt kick)

FLA — Alvarez 9 pass from Reaves (Franco kick)

TENN — Hunt 26 FG

TEAM STATISTICS	TENN	FLA
First Downs	23	15
Rushes-Yards	43-214	37-90
Passing Yards	174	161
Passes (Att.-Comp.-Int.)	34-12-2	27-15-0
Total Offensive Plays	77	64
Total Offensive Yards	388	251
Fumbles-Lost	1-1	1-1
Penalties-Yards	3-24	2-58
Punts-Average	2-15.0	7-31.6

TENNESSEE

RUSHING	Att	Gain	TD	Lg		
Watson	25	121	0	13		
PASSING	Att	Comp	Int	Yds	TD	Lg
Scott	34	12	2	174	1	35
RECEIVING	No	Yds	TD	Lg		
DeLong	5	50	0	18		
Kreis	4	82	0	35		

FLORIDA

RUSHING	Att	Gain	TD	Lg		
Durrance	22	62	0	9		
PASSING	Att	Comp	Int	Yds	TD	Lg
Reaves	26	15	0	161	1	31
RECEIVING	No	Yds	TD	Lg		
Maliska	6	54	0	20		
Alvarez	4	51	1	18		

1971 SUGAR BOWL

TENNESSEE	24	0	7	3	-	34
AIR FORCE	7	0	6	0	-	13

Jan, 1, 1971

NEW ORLEANS — Tennessee broke a three-game bowl losing streak at the expense of a highly-touted Air Force team. Scoring a record 24 points in the first quarter, the Vols rolled to a convincing 34-13 triumph, finishing the 1970 season with a then school-record 11-1 worksheet.

The first 12 minutes were nothing but fun for Vol partisans. The Vols scored the first four times they had the ball and mounted a 24-0 lead with 3:21 left in the opening quarter. Don McLeary scored twice, George Hunt booted a field goal and Gary Theiler caught a touchdown pass from game-MVP Bobby Scott.

A rugged Tennessee defense thwarted the Air Force offense time after time. Led by Ray Nettles, Tim Priest and Jamie Rotella, the Vols held Air Force to minus 12 yards rushing. The Vols secondary continued its assault, grabbing four interceptions. The Vols also covered four Air Force fumbles.

SCORING SUMMARY

TENN — McLeary 5 run (Hunt kick)

TENN — Hunt 30 FG

TENN — McLeary 20 run (Hunt kick)

TENN — Theiler 10 pass from Scott (Hunt kick)

AF — Haas fumble recovery in end zone (Barry kick)

TENN — Majors 57 punt return (Hunt kick)

AF — Bassa 27 pass from Parker (Kick failed)

TENN — Hunt 33 FG

TEAM STATISTICS	TENN	AF
First Downs	24	15
Rushes-Yards	42-86	24-(-12)
Passing Yards	306	239
Passes (Att.-Comp.-Int.)	46-24-2	46-23-4
Total Offensive Plays	88	70
Total Offensive Yards	392	227
Fumbles-Lost	7-3	7-4
Penalties-Yards	8-74	0-0
Punts-Average	5-31.4	8-34.5

TENNESSEE

RUSHING	Att	Gain	TD	Lg		
Watson	14	57	0	11		
McLeary	14	39	2	20		
PASSING	Att	Comp	Int	Yds	TD	Lg
Scott	40	22	2	288	1	46
RECEIVING	No	Yds	TD	Lg		
Thompson	9	125	0	25		

AIR FORCE

RUSHING	Att	Gain	TD	Lg		
Bream	16	16	0	6		
PASSING	Att	Comp	Int	Yds	TD	Lg
Parker	46	23	4	239	1	27
RECEIVING	No	Yds	TD	Lg		
Bassa	10	114	1	27		
Bolen	6	60	0	22		

1971 LIBERTY BOWL

TENNESSEE	7	0	0	7	-	14
ARKANSAS	0	7	0	6	-	13

Dec. 20, 1971

MEMPHIS — Late in the fourth quarter, Arkansas looked to be a sure winner of the 1971 Liberty Bowl game only to see that Tennessee had enough left in the tank to grab an improbable victory.

A packed house at the Liberty Bowl that was nearly evenly divided in its loyalties saw the two schools battle for the first time since 1907 on a cold December evening.

Leading 13-7 and apparently dominating the game, the Razorbacks had a potential game-winning field goal nullified by a penalty. A series later, the Hogs lost a fumble after a completed pass at their 36.

The Vols struck quickly for the winning score, just as Gen. Neyland's game maxims had said. Quarterback Jim Maxwell, pressed into service in the Tulsa game earlier in the season and undefeated as a starter, hit tight end Gary Theiler to the Arkansas 19.

Fullback Curt Watson, "The Crossville Comet," who was closing out a brilliant career in Orange and White, finished the drive with a 17-yard touchdown run. George Hunt's extra point was the margin of victory. Eddie Brown had an interception on the ensuing series to seal the deal.

The narrow victory enabled the Vols to finish No. 9 in both national polls and finish 10-2 for the second year in a row.

SCORING SUMMARY

TENN — Rudder 2 run (Hunt kick)
ARK — Hodge 36 pass from Ferguson (McClard kick)
ARK — McClard 19 FG
ARK — McClard 30 FG
TENN — Watson 17 run (Hunt kick)

TEAM STATISTICS	TENN	ARK
First Downs	15	22
Rushes-Yards	34-97	46-167
Passing Yards	142	200
Passes (Att.-Comp.-Int.)	21-11-3	28-18-3
Total Offensive Plays	55	74
Total Offensive Yards	239	367
Fumbles-Lost	1-1	2-2
Penalties-Yards	7-73	6-85
Punts-Average	5-43.8	3-43.6

TENNESSEE						
RUSHING	Att	Gain	TD	Lg		
Chancey	12	34	0	9		
Watson	11	39	1	17		
PASSING	Att	Comp	Int	Yds	TD	Lg
Maxwell	20	10	3	120	0	26
RECEIVING	No	Yds	TD	Lg		
Theiler	3	53	0	22		
Love	3	37	0	22		

ARKANSAS						
RUSHING	Att	Gain	TD	Lg		
Saint	17	71	0	11		
PASSING	Att	Comp	Int	Yds	TD	Lg
Ferguson	28	18	3	200	1	36
RECEIVING	No	Yds	TD	Lg		
Hodge	6	75	1	36		

1972 BLUEBONNET BOWL

TENNESSEE	14	10	0	0	-	24
LSU	3	0	7	7	-	17

Dec. 30, 1972

HOUSTON — Condredge Holloway turned in his most electrifying performance of the season, completing 11 of 19 passes for 94 yards and rushing for 74 yards on 19 carries, to lead the Vols past SEC rival LSU 24-17 in the 1972 Astro-Bluebonnet Bowl.

Holloway, who was named the game's outstanding player, led the Vols to a 24-3 halftime lead, scoring twice and throwing a touchdown pass to tight end Jimmy Young. Known as the "Artful Dodger," Holloway kept the Tigers off balance the first 30 minutes and left Vol fans wondering what might be ahead for the diminutive signal-caller.

Things got tense for the Vols in the second half as LSU All-America quarterback Bert Jones led the Tigers to two second half scores. Jones was threatening a third when All-America and senior defensive back Conrad Graham cleanly broke up a fourth down pass at the Vol 10 to preserve the victory.

Tennessee's Carl Johnson was named the defensive player of the game. The game finished a 31-5 composite record for the Vol senior class.

SCORING SUMMARY

LSU — Jackson 29 FG
TENN — Young 6 pass from Holloway (Townsend kick)
TENN — Holloway 15 run (Townsend kick)
TENN — Townsend 33 FG
TENN — Holloway 10 run (Townsend kick)
LSU — Jones 2 run (Jackson kick)
LSU — Davis 1 run (Jackson kick)

TEAM STATISTICS	TENN	LSU
First Downs	17	18
Rushes-Yards	41-179	52-187
Passing Yards	94	90
Passes (Att.-Comp.-Int.)	19-11-1	20-7-1
Total Offensive Plays	60	72
Total Offensive Yards	273	277
Fumbles-Lost	0-0	1-0
Penalties-Yards	4-35	3-35
Punts-Average	6-41.2	5-37.0

TENNESSEE						
RUSHING	Att	Gain	Lost	Net	TD	Lg
Holloway	19	96	22	74	2	11
Chancey	13	73	0	73	0	9
PASSING	Att	Comp	Int	Yds	TD	Lg
Holloway	19	11	1	94	1	21
RECEIVING	No	Yds	TD	Lg		
Stanback	4	41	0	14		

LSU						
RUSHING	Att	Gain	Lost	Net	TD	Lg
Davis	16	89	1	88	1	15
PASSING	Att	Comp	Int	Yds	TD	Lg
Jones	19	7	0	90	0	22
RECEIVING	No	Yds	TD	Lg		
Boyd	2	33	0	20		



1973 GATOR BOWL

TEXAS TECH	7	7	7	7	-	28
TENNESSEE	0	3	10	6	-	19

Dec. 29, 1973

JACKSONVILLE, Fla. — Tennessee and Texas Tech gave the 62,000-plus fans on hand an exciting offensive show that was another in a series of 1973 games that went down to the wire before a winner was determined. This time, however, it was Texas Tech jumping to an early lead and hanging on for a 28-19 victory.

Texas Tech jumped to a 14-0 lead on the running and passing of quarterback Joe Barnes and led 14-3 at the half as Ricky Townsend got the Vols on the board with a 30-yard field goal.

Haskel Stanback led the Vols' second-half rally, running for one touchdown and catching a pass from Condredge Holloway for another. The Vols closed to 21-19, but misfired on a two-point conversion and a field goal before a long run and subsequent touchdown put the game away for the Red Raiders.

Stanback gained 95 yards in 19 carries and was named Tennessee's outstanding player.

SCORING SUMMARY

TECH — Barnes 7 run (Grimes kick)
TECH — Williams 79 pass from Barnes (Grimes kick)
TENN — Townsend 30 FG
TENN — Stanback 5 run (Townsend kick)
TECH — Tillman 7 pass from Barnes (Grimes kick)
TENN — Townsend 37 FG
TENN — Stanback 7 pass from Holloway (Pass failed)
TECH — Isaac 3 run (Grimes kick)

TEAM STATISTICS	TENN	TECH
First Downs	18	19
Rushes-Yards	49-153	55-276
Passing Yards	190	154
Passes (Att.-Comp.-Int.)	28-17-1	11-8-0
Total Offensive Plays	77	66
Total Offensive Yards	343	430
Fumbles-Lost	1-1	3-2
Penalties-Yards	1-3	5-55
Punts-Average	4-40.5	6-40.9

TENNESSEE						
RUSHING	Att	Gain	TD	Lg		
Stanback	19	95	0	9		
PASSING	Att	Comp	Int	Yds	TD	Lg
Holloway	27	17	1	190	1	27
RECEIVING	No	Yds	TD	Lg		
Yarbrough	4	28	0	9		

TEXAS TECH						
RUSHING	Att	Gain	TD	Lg		
Isaac	19	67	1	14		
PASSING	Att	Comp	Int	Yds	TD	Lg
Barnes	11	8	0	154	2	79
RECEIVING	No	Yds	TD	Lg		
Williams	3	94	1	79		

1974 LIBERTY BOWL

TENNESSEE	0	0	0	7	-	7
MARYLAND	0	3	0	0	-	3

Dec. 16, 1974

MEMPHIS — Two Vol sophomores teamed up for the winning score in the 1974 Liberty Bowl. Randy Wallace, subbing for the injured Condredge Holloway, threw an 11-yard touchdown pass to Larry Seivers, who outleaped two defenders with 2:44 left in the game to subdue the Terps 7-3.

Led by All-America tackle Randy White, Maryland had kept the Vols bottled up throughout the cold December night in Memphis. The Terps got a second quarter field goal and almost made it stand up.

Mike Gayles, who gained 106 yards in 17 carries, was named the Vols' outstanding offensive player. Defensive end Ron McCartney was the Vols' defensive standout.

SCORING SUMMARY

UM — Mike-Meyer 28 FG
TENN — Seivers 11 pass from Wallace (Townsend kick)

TEAM STATISTICS	TENN	MD
First Downs	15	16
Rushes-Yards	54-173	42-108
Passing Yards	65	158
Passes (Att.-Comp.-Int.)	16-7-0	24-15-2
Total Offensive Plays	70	66
Total Offensive Yards	238	266
Fumbles-Lost	4-2	3-3
Penalties-Yards	8-69	4-63
Punts-Average	7-39.1	6-41.0

TENNESSEE						
RUSHING	Att	Gain	TD	Lg		
Gayles	17	106	0	17		
PASSING	Att	Comp	Int	Yds	TD	Lg
Holloway	15	6	0	54	0	14
RECEIVING	No	Yds	TD	Lg		
Seivers	4	38	1	14		

MARYLAND						
RUSHING	Att	Gain	TD	Lg		
Carter	22	65	0	16		
PASSING	Att	Comp	Int	Yds	TD	Lg
Avellini	22	15	2	158	0	28
RECEIVING	No	Yds	TD	Lg		
Carter	6	68	0	28		

RECORDS

1979 BLUEBONNET BOWL

PURDUE	0	14	7	6	-	27
TENNESSEE	0	0	6	16	-	22

Dec. 31, 1979

HOUSTON — Tennessee, making its first bowl appearance in five years, saw a gutty second half comeback fall short in the waning moments of the fourth quarter. Trailing 21-0 in the third quarter, the Vols rallied to take the lead 22-21 late in the fourth quarter. But Purdue quarterback Mark Herrmann threw the game-winner, a 17-yard toss to Charley Young, with just 1:30 remaining.

The Vols' comeback was triggered by an 8-yard Jimmy Streater pass to halfback Glenn Ford. The second Vol touchdown came on a pass from wingback Phil Ingram to tailback James Berry. When Hubert Simpson scored the two-pointer, the Vols were back in the game. The Vols took the lead as Simpson scored catching the two-point conversion.

All-America defensive back Roland James was the Defensive Player of the Game, with eight unassisted tackles and a 19-yard punt return to his credit. Streater finished with 270 yards rushing and passing.

SCORING SUMMARY

PURDUE — McCall 6 run (Seibel kick)
 PURDUE — Berrell 12 pass from Herrmann (Seibel kick)
 PURDUE — Young 12 pass from Herrmann (Seibel kick)
 TENN — Ford 8 pass from Streater (Pass failed)
 TENN — Berry 15 pass from Ingram (Simpson run)
 TENN — Simpson 1 run (Simpson pass from Streater)
 PURDUE — Young 17 pass from Herrmann (Pass failed)

TEAM STATISTICS	TENN	PUR
First Downs	19	31
Rushes-Yards	41-146	53-180
Passing Yards	234	303
Passes (Att.-Comp.-Int.)	36-17-3	39-21-0
Total Offensive Plays	77	92
Total Offensive Yards	380	483
Fumbles-Lost	3-2	2-1
Penalties-Yards	7-56	3-25
Punts-Average	6-38.0	7-43.6

TENNESSEE						
RUSHING	Att	Gain	TD	Lg		
Simpson	16	47	1	9		
PASSING	Att	Comp	Int	Yds	TD	Lg
Streater	34	16	3	219	1	56
RECEIVING	No	Yds	TD	Lg		
Gault	4	22	0	8		

PURDUE						
RUSHING	Att	Gain	TD	Lg		
McCall	18	91	1	15		
PASSING	Att	Comp	Int	Yds	TD	Lg
Herrmann	39	21	0	303	3	38
RECEIVING	No	Yds	TD	Lg		
Burrell	8	144	1	32		

1981 GARDEN STATE BOWL

TENNESSEE	13	8	0	7	-	28
WISCONSIN	7	0	0	14	-	21

Dec. 13, 1981

EAST RUTHERFORD, N.J. — Steve Alatorre completed 24 of 42 passes for 315 yards and one touchdown as the Vols defeated Wisconsin 28-21.

After Wisconsin went ahead 7-3 in the first quarter, Willie Gault returned the ensuing kickoff 87 yards for a touchdown and the Vols were never headed. Alatorre hit wide receiver Anthony Hancock, who made 11 catches on the day, with a 43-yard scoring strike and the Vols led 21-7 at the half. The Vol defense did its part with two first-half interceptions.

Wisconsin's Randy Wright kept the Badgers in the game in the second half, throwing two touchdown passes, but Alatorre's 6-yard run in the fourth quarter proved to be the difference.

Both Alatorre and Hancock made their final Vol game their best. Alatorre was named the game's outstanding player. Defensively, tackle Reggie White led the Vols.

SCORING SUMMARY

TENN — Reveiz 22 FG
 WIS — Cole 3 run (Doran kick)
 TENN — Gault 87 kickoff return (Reveiz kick)
 TENN — Reveiz 44 FG
 TENN — Hancock 43 pass from Alatorre (Cofer pass from Alatorre)
 WIS — Nault 6 pass from Wright (Doran kick)
 TENN — Alatorre 6 run (Reveiz kick)
 WIS — McFadden 11 pass from Wright (Doran kick)

TEAM STATISTICS	TENN	WIS
First Downs	27	22
Rushes-Yards	43-89	39-177
Passing Yards	315	212
Passes (Att.-Comp.-Int.)	42-24-0	37-14-3
Total Offensive Plays	85	76
Total Offensive Yards	404	389
Fumbles-Lost	4-0	1-1
Penalties-Yards	8-84	6-73
Punts-Average	6-45.2	6-36.7

TENNESSEE						
RUSHING	Att	Gain	Lost	Net	TD	Lg
Berry	10	44	0	44	0	11
PASSING	Att	Comp	Int	Yds	TD	Lg
Alatorre	42	24	0	315	1	43
RECEIVING	No	Yds	TD	Lg		
Hancock	11	196	1	43		

WISCONSIN						
RUSHING	Att	Gain	Lost	Net	TD	Lg
Cole	9	39	0	39	1	9
PASSING	Att	Comp	Int	Yds	TD	Lg
Wright	21	9	1	123	2	27
RECEIVING	No	Yds	TD	Lg		
Nault	5	85	1	27		



1982 PEACH BOWL

IOWA	0	21	7	0	-	28
TENNESSEE	7	0	12	3	-	22

Dec. 31, 1982

ATLANTA — Iowa built a 21-7 first half lead, keyed by three Chuck Long touchdown passes, and weathered a second half Vol rally to win the 1982 Peach Bowl 28-22.

Tennessee's second-half comeback was led by quarterback Alan Cockrell and running backs Chuck Coleman and Doug Furnas. The Vols came off the mat to register two touchdowns and a field goal to close to 28-22 late in the fourth quarter.

With the clock winding down, the outcome hinged on two short yardage plays the Hawkeyes stopped at their 7. On third-and-2, Cockrell's pass was deflected. On fourth down, the Vol signal-caller was stopped short on a counter-option.

Cockrell completed 22 of 41 passes for 221 yards and one touchdown and was named Tennessee's Outstanding Player by CBS broadcasters.

SCORING SUMMARY

TENN — Cockrell 6 run (Revez kick)
 IOWA — Moriz 57 pass from Long (Nichol kick)
 IOWA — Harmon 18 pass from Long (Nichol kick)
 IOWA — Harmon 8 pass from Long (Nichol kick)
 TENN — Coleman 10 run (Kick blocked)
 IOWA — Phillips 2 run (Nichol kick)
 TENN — Gault 19 pass from Cockrell (Pass failed)
 TENN — Revez 27 FG

TEAM STATISTICS	TENN	IOWA
First Downs	23	24
Rushes-Yards	38-154	43-110
Passing Yards	221	304
Passes (Att.-Comp.-Int.)	41-22-0	26-19-1
Total Offensive Plays	79	69
Total Offensive Yards	375	414
Fumbles-Lost	2-1	1-1
Penalties-Yards	7-47	3-30
Punts-Average	5-45.2	5-34.6
Time of Possession	30:55	29:05

TENNESSEE						
RUSHING	Att	Gain	Lost	Net	TD	Lg
Furnas	12	52	0	52	0	16
PASSING	Att	Comp	Int	Yds	TD	Lg
Cockrell	41	22	0	221	1	22
RECEIVING	No	Yds	TD	Lg		
Wilson	7	62	0	15		

IOWA						
RUSHING	Att	Gain	Lost	Net	TD	Lg
Gill	16	78	8	70	0	15
PASSING	Att	Comp	Int	Yds	TD	Lg
Long	26	19	1	304	3	57
RECEIVING	No	Yds	TD	Lg		
Moritz	8	168	1	57		

1983 FLORIDA CITRUS BOWL

TENNESSEE	7	3	6	14	-	30
MARYLAND	3	6	11	3	-	23

Dec. 17, 1983

ORLANDO, Fla. — The Vols closed out their finest season since 1972, scoring two fourth quarter TDs to defeat Maryland 30-23, before a sellout crowd of 50,500 and millions more on Mizlou.

Johnnie Jones and Alan Cockrell were the Vols' offensive standouts. Jones gained 154 yards on 29 carries and tallied twice, part of the Vols 201-yard ground attack. Cockrell completed 16 of 23 passes for 185 yards and one touchdown. Clyde Duncan caught six passes for 59 yards and Lenny Taylor caught four for 68 yards and one touchdown.

The Vols were led on defense by linebacker Alvin Toles, who recovered a fumble and intercepted a pass, both efforts leading to Vol scores. The Vols also held the Terrapins to 95 yards on the ground.

The Vols finished the year No. 15 by *The New York Times*, No. 17 by *USA Today* and No. 14 by *Sports Illustrated*.

SCORING SUMMARY

UM — Atkinson 18 FG
 TENN — Taylor 12 pass from Cockrell (Revez kick)
 UM — Atkinson 48 FG
 UM — Atkinson 31 FG
 TENN — Revez 25 FG
 UM — Atkinson 22 FG
 TENN — Henderson 19 run (Pass failed)
 UM — Badjanek 3 run (Badjanek run)
 TENN — Jones 1 run (Revez kick)
 TENN — Jones 2 run (Revez kick)
 UM — Atkinson 26 FG

TEAM STATISTICS	TENN	MD
First Downs	25	17
Rushes-Yards	49-201	34-95
Passing Yards	185	253
Passes (Att.-Comp.-Int.)	23-16-1	28-18-1
Total Offensive Plays	72	62
Total Offensive Yards	386	348
Fumbles-Lost	1-1	3-1
Penalties-Yards	1-5	6-32
Punts-Average	1-47.0	0-0
Time of Possession	30:12	29:48

TENNESSEE						
RUSHING	Att	Gain	Lost	Net	TD	Lg
Jones	29	154	0	154	2	19
PASSING	Att	Comp	Int	Yds	TD	Lg
Cockrell	23	16	1	185	1	25
RECEIVING	No	Yds	TD	Lg		
Duncan	6	59	0	21		

MARYLAND						
RUSHING	Att	Gain	Lost	Net	TD	Lg
Joyner	17	58	0	58	0	7
PASSING	Att	Comp	Int	Yds	TD	Lg
Reich	22	14	1	192	0	30
RECEIVING	No	Yds	TD	Lg		
Davis	4	66	0	28		
Joyner	4	65	0	30		

RECORDS

1984 SUN BOWL

MARYLAND	0	0	22	6	-	28
TENNESSEE	10	11	6	0	-	27

Dec. 22, 1984

EL PASO, Texas — Maryland, trailing 21-0 after the first half, scored 22 points in the third quarter and grimly held on for a 28-27 victory in the 1984 Sun Bowl. The issue was in doubt until Maryland defensive back Keeta Covington jarred the ball loose from the Vols' Tony Robinson, just when the Vols looked to be in position to win on a last-second field goal attempt.

Tennessee jumped to the early lead on the running of tailback Johnnie Jones and the passing combo of Robinson to Tim McGee. Fuad Reveiz added two field goals and the Vols appeared in control.

Maryland reeled off 22 consecutive points in the third quarter, before Pete Panuska gave the Vols their last lead of the game, returning a Maryland kickoff 100 yards for the go-ahead score. Maryland's Rick Badjanek scored the game-winner with 2:28 left. But it remained for Covington to make his big play to secure the Maryland victory.

SCORING SUMMARY

TENN — Jones 2 run (Reveiz kick)
TENN — Reveiz 24 FG
TENN — Reveiz 52 FG
TENN — McGee 6 pass from Robinson (McGee pass from Robinson)
UM — Neal 57 run (Pass failed)
UM — Atkinson 23 FG
UM — Badjanek 1 run (Pass failed)
UM — Edmunds 40 pass from Reich (Atkinson kick)
TENN — Panuska 100 kickoff return (Pass failed)
UM — Badjanek 1 run (Pass failed)

TEAM STATISTICS	TENN	MD
First Downs	13	22
Rushes-Yards	34-148	54-229
Passing Yards	132	201
Passes (Att.-Comp.-Int.)	24-15-0	28-17-1
Total Offensive Plays	58	82
Total Offensive Yards	280	430
Fumbles-Lost	2-2	2-2
Penalties-Yards	6-49	8-63
Punts-Average	5-42.4	4-47.0
Sacks By-Yards	7-53	1-6
Time of Possession	24:03	35:57

TENNESSEE						
RUSHING	Att	Gain	Lost	Net	TD	Lg
Jones	16	72	3	69	1	10
PASSING	Att	Comp	Int	Yds	TD	Lg
Robinson	24	15	0	132	1	21
RECEIVING	No	Yds	TD	Lg		
McGee	6	66	1	21		

MARYLAND						
RUSHING	Att	Gain	Lost	Net	TD	Lg
Badjanek	21	93	3	90	2	10
PASSING	Att	Comp	Int	Yds	TD	Lg
Reich	28	17	1	201	1	40
RECEIVING	No	Yds	TD	Lg		
Hill	4	69	0	35		

1986 SUGAR BOWL

TENNESSEE	0	14	14	7	-	35
MIAMI (FLA.)	7	0	0	0	-	7

Jan. 1, 1986

NEW ORLEANS — Tennessee rang in 1986 in grand fashion, taking a 35-7 decision over the Miami Hurricanes in the 52nd Sugar Bowl. A crowd of 77,432 saw the Vols spot the Hurricanes an early 7-0 lead, but, after Daryl Dickey and Jeff Smith hooked up for a 6-yard touchdown pass early in the second quarter, the Vols were completely in control.

The Vols took the lead late in the first half when wide receiver Tim McGee corralled a Vol fumble in the end zone. They extended their lead in the third quarter as fullback Sam Henderson scored from 1-yard out after Darrin Miller's fumble recovery gave the Vols the ball at the Miami 32. After a Miami punt, Tennessee's Jeff Powell brought Vol fans to their feet, sprinting 60 yards for another Vol touchdown. All-America defensive back Chris White intercepted Miami quarterback Vinny Testaverde in the fourth quarter to set up a 6-yard scoring run by Charles Wilson.

The win evened the Vols' Sugar Bowl mark at 3-3. Dickey, who completed 15 of 25 passes for 131 yards and one touchdown, was named the game's outstanding player.

SCORING SUMMARY

MIAMI — Irvin 18 pass from Testaverde (Cox kick)
TENN — Smith 6 pass from Dickey (Reveiz kick)
TENN — McGee recovered fumble in end zone (Reveiz kick)
TENN — Henderson 1 run (Reveiz kick)
TENN — Powell 60 run (Reveiz kick)
TENN — Wilson 6 run (Reveiz kick)

TEAM STATISTICS	TENN	MIA
First Downs	16	22
Rushes-Yards	43-211	30-95
Passing Yards	131	237
Passes (Att.-Comp.-Int.)	25-15-1	44-23-4
Total Offensive Plays	68	74
Total Offensive Yards	342	269
Fumbles-Lost	2-1	5-2
Penalties-Yards	11-125	15-120
Punts-Average	6-39.1	6-37.6
Sacks By-Yards	7-84	1-7
Time of Possession	31:01	28:59

TENNESSEE						
RUSHING	Att	Gain	Lost	Net	TD	Lg
Powell	11	104	2	102	1	60
PASSING	Att	Comp	Int	Yds	TD	Lg
Dickey	25	15	1	131	1	30
RECEIVING	No	Yds	TD	Lg		
McGee	7	94	0	30		

MIAMI						
RUSHING	Att	Gain	Lost	Net	TD	Lg
Williams	8	45	2	43	0	11
PASSING	Att	Comp	Int	Yds	TD	Lg
Testaverde	36	20	3	217	1	47
RECEIVING	No	Yds	TD	Lg		
Irvin	5	91	1	47		



1986 LIBERTY BOWL

TENNESSEE	7	7	0	7	-	21
MINNESOTA	0	3	10	6	-	14

Dec. 29, 1986

MEMPHIS — Jeff Francis threw three touchdown passes and the Vol defense shut down Minnesota when it had to, leading Tennessee to a 21-14 victory over Minnesota in the 28th Liberty Bowl.

The Vols jumped to a 14-3 halftime lead as Francis threw touchdown passes to wide receiver Joey Clinkscales and fullback William Howard. Minnesota got a late field goal from Chip Lohmiller and trailed 14-3 at the half.

The Gophers dominated the third period, getting a touchdown from quarterback Rickey Foggie on a fourth-down option play. Freshman Darrell Thompson's two-point conversion run put Minnesota back in the game. Another field goal from Lohmiller in the fourth quarter knotted the count.

The Vols roared back for the clinching score, as Francis hit Nate Middlebrooks and Anthony Miller to move deep into Minnesota territory. On third-and-3, he hit Clinkscales for the game-winner in the left corner of the end zone. The Vol defense shut down Foggie and Minnesota the rest of the way and rang up UT's third Liberty Bowl victory in as many tries.

SCORING SUMMARY

TENN — Clinkscales 18 pass from Francis (Revez kick)
TENN — Howard 23 pass from Francis (Revez kick)
MINN — Lohmiller 27 FG
MINN — Foggie 11 run (Thompson run)
MINN — Lohmiller 25 FG
TENN — Clinkscales 15 pass from Francis (Revez kick)

TEAM STATISTICS	TENN	MINN
First Downs	17	20
Rushes-Yards	29-81	47-238
Passing Yards	243	136
Passes (Att.-Comp.-Int.)	31-22-0	25-10-0
Total Offensive Plays	60	72
Total Offensive Yards	324	386
Fumbles-Lost	4-1	2-2
Penalties-Yards	5-49	5-30
Punts-Average	5-38.4	3-39.7
Sacks By-Yards	1-4	1-8
Time of Possession	28:40	31:20

TENNESSEE							
RUSHING	Att	Gain	Lost	Net	TD	Lg	
Howard	16	68	5	63	0	10	
PASSING	Att	Comp	Int	Yds	TD	Lg	
Francis	31	22	0	243	3	27	
RECEIVING	No	Yds	TD	Lg			
Clinkscales	7	72	2	18			
Miller	6	72	0	27			

MINNESOTA							
RUSHING	Att	Gain	Lost	Net	TD	Lg	
Thompson	25	139	3	136	0	21	
PASSING	Att	Comp	Int	Yds	TD	Lg	
Foggie	25	10	0	136	0	44	
RECEIVING	No	Yds	TD	Lg			
Anderson	3	31	0	15			

1988 PEACH BOWL

TENNESSEE	14	7	0	6	-	27
INDIANA	3	7	6	6	-	22

Jan. 2, 1988

ATLANTA — Tennessee closed the 1987 season the way it began it way back in August, posting a come-from-behind win over a Big Ten rival. This time the Indiana Hoosiers were the victim, as the Vols rallied once again in the fourth quarter for a 27-22 victory.

A record Peach Bowl crowd of 58,737 saw the Vols explode to a 21-3 lead early in the second quarter as quarterback Jeff Francis led three scoring drives and threw TD passes to Anthony Miller and Terence Cleveland. Indiana rallied in the second half and led 22-21 late in the fourth quarter. But the Vol defense stiffened and Francis and his offensive mates got the ball at the Hoosier 40.

The Vols took it for the winning score as Francis scrambled for a crucial first down and Cobb got the game-winner from 9 yards out. Charles Kimbrough's interception sealed the Vols' first win in two Peach Bowl tries.

SCORING SUMMARY

TENN — Cobb 6 run (Reich kick)
IND — Stoyanovich 52 FG
TENN — Miller 45 pass from Francis (Reich kick)
TENN — Cleveland 15 pass from Francis (Reich kick)
IND — Jones 43 pass from Schnell (Stoyanovich kick)
IND — Thompson 12 run (Pass failed)
IND — Jordan 12 run (Pass failed)
TENN — Cobb 9 run (Pass failed)

TEAM STATISTICS	TENN	IND
First Downs	26	16
Rushes-Yards	52-244	31-96
Passing Yards	230	218
Passes (Att.-Comp.-Int.)	27-21-0	33-18-2
Total Offensive Plays	79	64
Total Offensive Yards	474	314
Fumbles-Lost	2-2	0-0
Penalties-Yards	5-35	4-37
Punts-Average	2-36.5	6-30.6
Time of Possession	33:19	26:41

TENNESSEE							
RUSHING	Att	Gain	Lost	Net	TD	Lg	
Cobb	21	151	5	146	2	43	
PASSING	Att	Comp	Int	Yds	TD	Lg	
Francis	26	20	0	225	2	45	
RECEIVING	No	Yds	TD	Lg			
Miller	5	78	1	45			

INDIANA							
RUSHING	Att	Gain	Lost	Net	TD	Lg	
Thompson	18	73	6	67	1	17	
PASSING	Att	Comp	Int	Yds	TD	Lg	
Schnell	33	18	2	218	1	43	
RECEIVING	No	Yds	TD	Lg			
Jones	7	150	1	43			

RECORDS

1990 COTTON BOWL

TENNESSEE	3	14	14	0	-	31
ARKANSAS	6	0	7	14	-	27

Jan. 1, 1990

DALLAS — Tennessee finished with its finest season record since 1970 by taking a hard-fought 31-27 decision over the Southwest Conference champion Razorbacks.

The Vols, paced by the running of Offensive MVP Chuck Webb and an opportunistic defense, raced to a 31-13 lead after three periods, but the Hogs stormed back to close the margin before Alvin Harper recovered an inside kick attempt with 1:23 left on the clock and the Vols were able to run out the clock.

UT had parlayed a field goal by Greg Burke, two TDs by Webb, one on a 78-yard run down the near sideline, an 84-yard pass from Andy Kelly to Anthony Morgan and a 1-yard toss from Kelly to Greg Amsler to take the lead.

Martin Williams and Tracy Hayworth recovered fumbles to blunt two Arkansas drives and Defensive MVP Carl Pickens intercepted an Arkansas pass to stop another drive. Kacy Rodgers made a big play in the fourth quarter, stopping Arkansas tailback Barry Foster on fourth-and-1 at the Vol 9.

SCORING SUMMARY

TENN — Burke 23 FG
 ARK — Foster 1 run (Run failed)
 TENN — Morgan 84 pass from Kelly (Burke kick)
 TENN — Webb 1 run (Burke kick)
 TENN — Amsler 1 pass from Kelly (Burke kick)
 ARK — Rouse 1 run (Wright kick)
 TENN — Webb 78 run (Burke kick)
 ARK — Foster 1 run (Foster run)
 ARK — Winston 67 pass from Grovey (Pass failed)

TEAM STATISTICS	TENN	ARK
First Downs	16	31
Rushes-Yards	38-320	72-361
Passing Yards	150	207
Passes (Att.-Comp.-Int.)	23-9-2	22-12-1
Total Offensive Plays	61	94
Total Offensive Yards	470	568
Fumbles-Lost	0-0	3-2
Penalties-Yards	4-36	3-20
Punts-Average	5-39.0	3-44.3
Time of Possession	22:17	37:43

TENNESSEE						
RUSHING	Att	Gain	Lost	Net	TD	Lg
Webb	26	250	0	250	2	78
PASSING	Att	Comp	Int	Yds	TD	Lg
Kelly	23	9	2	150	2	84
RECEIVING	No	Yds	TD	Lg		
Morgan	2	96	1	84		
Harper	2	28	0	19		

ARKANSAS						
RUSHING	Att	Gain	Lost	Net	TD	Lg
Rouse	22	145	11	134	1	29
Foster	22	103	0	103	2	18
PASSING	Att	Comp	Int	Yds	TD	Lg
Grovey	22	12	1	207	1	67
RECEIVING	No	Yds	TD	Lg		
Russell	7	105	0	28		

1991 SUGAR BOWL

TENNESSEE	0	0	3	20	-	23
VIRGINIA	9	7	0	6	-	22

Jan. 1, 1991

NEW ORLEANS — Tennessee concluded its 100-year anniversary season and longest in Vol history with a come-from-behind victory in the 57th Sugar Bowl Classic at the Louisiana Superdome. The Vols concluded a 9-2-2 season.

The Vols trailed for the first 59:29, but won the game when Tony Thompson, who rushed for 151 yards, hurdled the line for a score from 1 yard out. Thompson's score climaxed a Sugar Bowl record-setting 20-point fourth quarter.

Leading 16-3, Virginia looked poised to put the game away late in the third quarter. But Floyd Miley intercepted a Shawn Moore pass at the Vol 6 and the rally was on. Andy Kelly, voted the game's most outstanding player, led three drives for scores and Dale Carter intercepted a last-gasp Virginia pass to gain the victory.

Thompson scored twice in the fourth quarter rally and Kelly found Carl Pickens wide open for the other score.

Carter had two interceptions for his night's work and linebacker Darryl Hardy had eight tackles and four broken-up passes.

SCORING SUMMARY

VA — Steele 10 run (Kick blocked)
 VA — McInerney 22 FG
 VA — Kirby 1 run (McInerney kick)
 TENN — Burke 27 FG
 TENN — Thompson, 7 run (Burke kick)
 VA — McInerney 43 FG
 TENN — Pickens 15 pass from Kelly (Burke kick)
 VA — McInerney 44 FG
 TENN — Thompson 1 run (Pass failed)

TEAM STATISTICS	TENN	VA
First Downs	28	25
Rushes-Yards	38-191	58-287
Passing Yards	273	62
Passes (Att.-Comp.-Int.)	35-24-2	24-9-3
Total Offensive Plays	73	82
Total Offensive Yards	464	349
Fumbles-Lost	1-1	1-0
Penalties-Yards	5-65	5-30
Punts-Average	2-20.0	1-48.0
Sacks By-Yards	1-7	1-11
Time of Possession	23:32	36:28

TENNESSEE						
RUSHING	Att	Gain	Lost	Net	TD	Lg
Thompson	25	154	3	151	2	38
PASSING	Att	Comp	Int	Yds	TD	Lg
Kelly	35	24	2	273	1	29
RECEIVING	No	Yds	TD	Lg		
Moore	7	97	0	29		
Pickens	6	87	1	22		

VIRGINIA						
RUSHING	Att	Gain	Lost	Net	TD	Lg
Kirby	21	75	2	73	1	10
PASSING	Att	Comp	Int	Yds	TD	Lg
S. Moore	22	9	2	62	0	11
RECEIVING	No	Yds	TD	Lg		
Kirby	4	27	0	9		



1992 FIESTA BOWL

PENN STATE	7	0	14	21	-	42
TENNESSEE	10	0	7	0	-	17

Jan. 1, 1992

TEMPE, Ariz. — Tennessee appeared to be in the driver's seat of the 21st Fiesta Bowl, leading 17-7 midway in the third quarter, but Penn State ran off 35 unanswered points in just 7:49 to take the decision. Turnovers proved to be the Vols' undoing as four of the six Penn State scores came off Vol mistakes.

The Vols, who trailed 7-0 just 1:19 into the game, ran off 17 unanswered points of their own between the first and third quarters, but failed to take full advantage of the 441-226 yard statistical advantage. The Nittany Lions then reeled off 35 unanswered points of their own to seal the win.

James Stewart and Cory Fleming scored Vol touchdowns while John Becksvoort added two conversions and a 24-yard field goal. Stewart's score came after a 10-play, 62-yard drive in the first quarter. Fleming's came in the third quarter on a pass from Andy Kelly on which the Vol sophomore wideout made some nifty moves in the open field to score.

SCORING SUMMARY

PSU — Gash 10 pass from Sacca (Fayak kick)
TENN — Stewart run 1 (Becksvoort kick)
TENN — Becksvoort 24 FG
TENN — Fleming 44 pass from Kelly (Becksvoort kick)
PSU — LaBarca 3 pass from Sacca (Fayak kick)
PSU — Brady 13 pass from Sacca (Fayak kick)
PSU — Anderson 2 run (Fayak kick)
PSU — Givens 23 fumble interception return (Fayak kick)
PSU — McDuffie 37 pass from Sacca (Fayak kick)

TEAM STATISTICS	TENN	PSU
First Downs	25	12
Rushes-Yards	45-171	37-76
Passing Yards	270	150
Passes (Att.-Comp.-Int.)	43-21-1	28-11-0
Total Offensive Plays	88	65
Total Offensive Yards	441	226
Fumbles-Lost	5-3	0-0
Penalties-Yards	3-34	3-36
Punts-Average	6-36.3	9-47.9
Sacks By-Yards	4-25	3-20
Time of Possession	32:21	27:39

TENNESSEE						
RUSHING	Att	Gain	Lost	Net	TD	Lg
Stewart	15	86	2	84	1	13
Hayden	13	57	1	56	0	12
PASSING	Att	Comp	Int	Yds	TD	Lg
Kelly	40	20	1	273	1	44
RECEIVING	No	Yds	TD	Lg		
Pickens	8	100	0	28		

PENN STATE						
RUSHING	Att	Gain	Lost	Net	TD	Lg
Anderson	17	60	3	57	1	17
PASSING	Att	Comp	Int	Yds	TD	Lg
Sacca	28	11	0	150	4	37
RECEIVING	No	Yds	TD	Lg		
McDuffie	4	78	1	37		
Drayton	3	35	0	18		

1993 HALL OF FAME BOWL

TENNESSEE	14	0	17	7	-	38
BOSTON COLL.	0	7	0	16	-	23

Jan. 1, 1993

TAMPA, Fla. — Tennessee scored 14 points despite having the ball only 3:32 of the first quarter and added 24 more in the third and early fourth quarters to take a 38-23 decision over Boston College in the Hall of Fame Bowl at Tampa Stadium.

Game MVP Heath Shuler led the way, completing 18 of 23 passes for 245 yards and two touchdowns while scoring two himself. His TD passes went to Cory Fleming (27 yards) and Mose Phillips (69 yards). Shuler scored twice on runs of 1 and 14 yards. Jerry Colquitt threw a 48-yard scoring pass to Fleming and John Becksvoort added a field goal and five extra points. The Vols outgained the Eagles 450-371.

After a bad snap on BC's first punt of the game led to good field position at the BC 43, Shuler found Ron Davis down the left side for 42 yards and scored a play later on a keeper left. Fleming's first TD came on the Vols' next possession. The Vols' third quarter surge featured Shuler's second TD of the day and a Phillips' determined run for a score.

SCORING SUMMARY

TENN — Shuler 1 run (Becksvoort kick)
TENN — Fleming 27 pass from Shuler (Becksvoort kick)
BC — Mitchell 12 pass from Foley (Gordon kick)
TENN — Shuler 14 run (Becksvoort kick)
TENN — Becksvoort 25 FG
TENN — Phillips 69 pass from Shuler (Becksvoort kick)
TENN — Fleming 48 pass from Colquitt (Becksvoort kick)
BC — Mitchell 17 pass from Foley (Mitchell pass from Foley)
BC — D. Campbell 7 run (l. Boyd pass from Foley)

TEAM STATISTICS	TENN	BC
First Downs	20	22
Rushes-Yards	39-157	33-103
Passing Yards	293	268
Passes (Att.-Comp.-Int.)	26-19-0	47-23-1
Total Offensive Plays	65	80
Total Offensive Yards	450	371
Fumbles-Lost	1-1	1-0
Penalties-Yards	5-40	5-25
Punts-Average	4-41.3	5-37.0
Sacks By-Yards	4-30	1-5
Time of Possession	29:31	30:29

TENNESSEE						
RUSHING	Att	Gain	Lost	Net	TD	Lg
Garner	10	49	4	45	0	11
PASSING	Att	Comp	Int	Yds	TD	Lg
Shuler	23	18	0	245	2	69
RECEIVING	NO	YDS	TD	LG		
Fleming	5	102	2	48		
Phillips	3	88	1	69		

BOSTON COLLEGE						
RUSHING	Att	Gain	Lost	Net	TD	Lg
Dukes	15	88	5	83	0	19
PASSING	Att	Comp	Int	Yds	TD	Lg
Foley	46	23	1	268	2	27
RECEIVING	No	Yds	TD	Lg		
Mitchell	9	100	2	19		

RECORDS

1994 FLORIDA CITRUS BOWL

PENN STATE	7	10	7	7	-	31
TENNESSEE	10	3	0	0	-	13

Jan. 1, 1994

ORLANDO, Fla. — Tennessee jumped to a 10-0 lead on its first two offensive series, but Penn State rallied from a 13-10 deficit late in the first half with 21 unanswered points to take a 31-13 decision in the 48th annual Florida Citrus Bowl.

Tennessee moved to a field goal on its first possession, one of two made by John Becksvoort on the day. The Vols scored a touchdown on their second foray into Penn State territory on a 19-yard pass from Heath Shuler to Cory Fleming, but could add only a Citrus Bowl record 50-yard field goal by Becksvoort the rest of the afternoon.

Penn State scored to take the lead for good just before halftime and added another score off a sustained drive after the opening kickoff of the second half to assume control of the game.

Charlie Garner rushed 16 times for 89 yards and Fleming caught seven passes for 101 yards. The Vols finished with a 9-2-1 overall record.

SCORING SUMMARY

TENN — Becksvoort 46 FG
TENN — Fleming 19 pass from Shuler (Becksvoort kick)
PSU — Carter 3 run (Fayak kick)
PSU — Fayak 19 FG
TENN — Becksvoort 50 FG
PSU — Carter 14 run (Fayak kick)
PSU — Brady 7 pass from Collins (Fayak kick)
PSU — Ingram 15 pass from Collins (Fayak kick)

TEAM STATISTICS	TENN	PSU
First Downs	16	20
Rushes-Yards	29-135	42-209
Passing Yards	213	162
Passes (Att.-Comp.-Int.)	44-23-1	24-15-1
Total Offensive Plays	73	66
Total Offensive Yards	348	371
Fumbles-Lost	0-0	0-0
Penalties-Yards	10/79	4/30
Punts-Average	6-44.2	6-32.0
Sacks By-Yards	4-20	1-7
Time of Possession	29:47	30:13

TENNESSEE						
RUSHING	Att	Gain	Lost	Net	TD	Lg
Garner	16	91	2	89	0	18
PASSING	Att	Comp	Int	Yds	TD	Lg
Shuler	42	22	1	205	1	27
RECEIVING	No	Yds	TD	Lg		
Fleming	7	101	1	27		

PENN STATE						
RUSHING	Att	Gain	Lost	Net	TD	Lg
Carter	21	112	4	108	1	15
PASSING	Att	Comp	Int	Yds	TD	Lg
Collins	24	15	1	162	2	36
RECEIVING	No	Yds	TD	Lg		
Ingram	7	107	1	36		

1994 GATOR BOWL

TENNESSEE	14	21	0	10	-	45
VA. TECH	0	10	6	7	-	23

Dec. 30, 1994

GAINESVILLE, Fla. — Tennessee bolted to a 35-10 halftime lead and coasted from there to take a 45-23 triumph over Virginia Tech in the 1994 Gator Bowl at Florida Field. A 21-point second quarter was the key as the Vols scored on five of seven first half possessions.

James Stewart scored three TDs and threw a 19-yard TD pass to Kendrick Jones. Peyton Manning threw a 36-yard TD pass to Marcus Nash and Jay Graham scored on a 1-yard run.

Tyrone Hines had an interception which led to the Vols' first score, and Shawn Summers had a 49-yard punt return that led to a Vol score in the fourth period.

Stewart, who was named the most outstanding player for the game, carried 22 times for 85 yards. Manning completed 12 of 19 passes for 189 yards. Joey Kent led the Vols with six receptions for 116 yards, 42 coming on a spectacular catch down the far boundary a play before Nash's TD grab.

SCORING SUMMARY

TENN — J. Stewart 1 run (Becksvoort kick)
TENN — Nash 36 pass from Manning (Becksvoort kick)
TENN — Graham 1 run (Becksvoort kick)
VT — Thomas 1 run (Williams kick)
TENN — J. Stewart 1 run (Becksvoort kick)
TENN — Jones 19 pass from J. Stewart (Becksvoort kick)
VT — Williams 28 FG
VT — DeShazo 7 run (kick failed)
TENN — J. Stewart 5 run (Becksvoort kick)
TENN — Becksvoort 19 FG
VT — Still 9 pass from Druckenmiller (Williams kick)

TEAM STATISTICS	TENN	TECH
First Downs	18	22
Rushes-Yards	47-245	43-189
Passing Yards	250	237
Passes (Att.-Comp.-Int.)	23-16-0	38-23-2
Total Offensive Plays	70	81
Total Offensive Yards	495	426
Fumbles-Lost	0-0	5-1
Penalties-Yards	7-58	3-25
Punts-Average	5-43.6	5-43.4
Sacks By-Yards	0-0	2-16
Time of Possession	30:55	29:05

TENNESSEE						
RUSHING	Att	Gain	Lost	Net	TD	Lg
Stewart	22	87	2	85	3	18
PASSING	Att	Comp	Int	Yds	TD	Lg
Manning	19	12	0	189	1	42
RECEIVING	No	Yds	TD	Lg		
Kent	6	116	0	42		

VIRGINIA TECH						
RUSHING	Att	Gain	Lost	Net	TD	Lg
Thomas	19	103	1	102	1	27
DeShazo	11	50	11	39	1	13
PASSING	Att	Comp	Int	Yds	TD	Lg
DeShazo	30	17	2	140	0	25
RECEIVING	No	Yds	TD	Lg		
Still	5	79	1	25		
Holmes	5	45	0	16		



1996 FLORIDA CITRUS BOWL

TENNESSEE	0	7	7	6	-	20
OHIO STATE	7	0	0	7	-	14

Jan. 1, 1996

ORLANDO, Fla. — Jeff Hall kicked two fourth quarter field goals and the Vols defense held Ohio State in check as UT defeated the Buckeyes 20-14 on a rainy day in the Florida Citrus Bowl.

Jay Graham, the game's MVP, rushed for 154 yards, including a 69-yard scoring dash late in the first half that pulled the Vols even, 7-7, at halftime. Peyton Manning completed 20 of 35 passes for 182 yards and one touchdown. Joey Kent led the Vol receiving corps with seven catches for 109 yards, including a 47-yard scoring toss from Manning that gave UT a 14-7 advantage in the third quarter.

Hall's two field goals in the fourth quarter came after the Buckeyes had tied the game, 14-14. Tennessee's defense, which had stopped the Buckeyes on a second quarter fourth-and-inches at the 3-yard line, forced three turnovers in OSU's final four possessions.

UT held Ohio State, with Heisman winner Eddie George, to a season-low 89 yards on the ground.

The victory upped Tennessee's record to 11-1, its best since 1989 and propelled the Vols to a No. 2 finish in the final CNN/USA Today poll, UT's highest since 1967. The Vols were tabbed No. 3 in final Associated Press voting.

SCORING SUMMARY

OSU — George 2 run (Jackson kick)
TENN — Graham 69 run (Hall kick)
TENN — Kent 47 pass from Manning (Hall kick)
OSU — Dudley 32 pass from Hoying (Jackson kick)
TENN — Hall 29 FG
TENN — Hall 25 FG

TEAM STATISTICS	TENN	OSU
First Downs	15	17
Rushes-Yards	32-145	36-89
Passing Yards	182	246
Passes (Att.-Comp.-Int.)	35-20-0	38-19-1
Total Offensive Plays	67	74
Total Offensive Yards	327	335
Fumbles-Lost	1-1	5-3
Penalties-Yards	8-43	6-57
Punts-Average	9-34.2	7-48.1
Sacks By-Yards	2-12	3-15
Time of Possession	30:39	29:21

TENNESSEE						
RUSHING	Att	Gain	Lost	Net	TD	Lg
Graham	26	168	14	154	1	69
PASSING	Att	Comp	Int	Yds	TD	Lg
Manning	35	20	0	182	1	47
RECEIVING	No	Yds	TD	Lg		
Kent	7	109	1	47		

OHIO STATE						
RUSHING	Att	Gain	Lost	Net	TD	Lg
George	25	107	6	101	1	17
PASSING	Att	Comp	Int	Yds	TD	Lg
Hoying	38	19	1	246	1	32
RECEIVING	No	Yds	TD	Lg		
Glenn	7	95	0	21		
Dudley	5	106	1	32		

1997 FLORIDA CITRUS BOWL

TENNESSEE	21	10	7	10	-	48
NORTHWESTERN	0	21	0	7	-	28

Jan. 1, 1997

ORLANDO, Fla. — Tied 21-21 late in the second quarter, Tennessee scored the game's next 20 points and took a 48-28 victory over Big 10 co-champion Northwestern. Peyton Manning completed 27 of 39 passes for 408 yards to lead the Vol attack.

After the Wildcats had battled back from a 21-0 first quarter deficit to tie the game, Manning threw a 67-yard TD pass to Joey Kent and beat the clock for a Jeff Hall field goal on the final play of the half to give the Vols a 31-21 halftime lead. The Vols led 38-21 after Tyrone Hines' 30-yard interception return.

The Vols had jumped to a 21-0 lead in the first quarter on a 43-yard TD pass from Manning to Peerless Price, a 10-yard run for a score by Manning and another TD toss, this one from Manning to Kent from 11 yards out. Price caught six passes for 110 yards and Kent caught five for 122 yards. The Vols finished No. 9 overall in both polls.

SCORING SUMMARY

TENN — P. Price 43 pass from Manning (Hall kick)
TENN — Manning 10 run (Hall kick)
TENN — Kent 11 pass from Manning (Hall kick)
NW — D. Autry 2 run (Gowins kick)
NW — Musso 20 pass from Schnur (Gowins kick)
NW — D. Autry 28 run (Gowins kick)
TENN — Kent 67 pass from Manning (Hall kick)
TENN — Hall 19 FG
TENN — Hines 30 interception run (Hall kick)
TENN — Hall 28 FG
NW — Bates 22 pass from Schnur (Gowins kick)
TENN — Moore 6 pass from Manning (Hall kick)

TEAM STATISTICS	TENN	NW
First Downs	29	22
Rushes-Yards	32-115	28-43
Passing Yards	408	242
Passes (Att.-Comp.-Int.)	39-27-0	51-27-4
Total Offensive Plays	71	79
Total Offensive Yards	523	285
Fumbles-Lost	4-2	1-1
Penalties-Yards	13-112	5-40
Punts-Average	4-35.8	6-37.3
Sacks By-Yards	3-31	3-23
Time of Possession	27:52	32:08

TENNESSEE						
RUSHING	Att	Gain	Lost	Net	TD	Lg
Graham	14	81	2	79	0	14
PASSING	Att	Comp	Int	Yds	TD	Lg
Manning	39	27	0	408	4	67
RECEIVING	No	Yds	TD	Lg		
Price	6	110	1	43		
Kent	5	122	2	67		

NORTHWESTERN						
RUSHING	Att	Gain	Lost	Net	TD	Lg
Autry	17	71	5	65	2	28
PASSING	Att	Comp	Int	Yds	TD	Lg
Schnur	45	25	3	228	2	22
RECEIVING	No	Yds	TD	Lg		
Bates	10	97	1	22		
Musso	10	91	1	20		

1998 ORANGE BOWL

NEBRASKA	7	7	21	7	-	42
TENNESSEE	0	3	6	8	-	17

Jan. 2, 1998

MIAMI — A 21-point third quarter proved pivotal as No. 2 Nebraska took a 42-17 win over No. 3 Tennessee in the Orange Bowl. The win vaulted the Cornhuskers to the No. 1 spot in the Coaches' Poll with a 13-0 record. Tennessee finished 11-2, the sixth 11-win season in school history, and earned seventh (AP) and eighth (ESPN/USA Today) place finishes. A crowd of 72,835 saw the first ever meeting between the two teams.

Peyton Manning and Tee Martin each threw TD passes: Manning's a 5-yarder to Peerless Price and Martin's a 3-yarder to Andy McCullough. Jeff Hall added a 44-yard field goal and Travis Stephens caught a two-point conversion pass from Martin.

Tennessee fell behind 14-0 before Hall's field goal in the second quarter and saw the game get away when Nebraska cranked up the ground game in the third quarter en route to scores on drives of 80, 73 and 80 yards. Tailback Jamal Lewis concluded a stellar freshman season, carrying 14 times for 90 yards and being named his team's MVP.

SCORING SUMMARY

NEB - Green 1 run (Brown kick)
NEB - Wiggins 10 run (Brown kick)
TENN - Hall 44 FG
NEB - Frost 1 run (Brown kick)
NEB - Frost 11 run (Brown kick)
TENN - Price 5 pass from Manning (Pass failed)
NEB - Green 22 run (Brown kick)
NEB - Frost 9 run (Brown kick)
TENN - McCullough 3 pass from Martin (Stephens pass from Martin)

TEAM STATISTICS	TENN	NEB
First Downs	16	30
Rushes-Yards	21-128	68-409
Passing Yards	187	125
Passes (Att.-Comp.-Int.)	35-25-1	12-9-0
Total Offensive Plays	56	80
Total Offensive Yards	315	534
Fumbles-Lost	2-2	3-2
Penalties-Yards	5-37	8-63
Punts-Average	6-52.3	4-39.0
Sacks By-Yards	0-0	1-9
Time of Possession	23:57	36:03

TENNESSEE

RUSHING	Att	Gain	Lost	Net	TD	Lg
Lewis	14	92	2	90	0	26
PASSING	Att	Comp	Int	Yds	TD	Lg
Manning	31	21	1	134	1	20
RECEIVING	No	Yds	TD	Lg		
Nash	5	53	0	20		

NEBRASKA

RUSHING	Att	Gain	Lost	Net	TD	Lg
Green	29	210	4	206	2	47
Frost	17	69	9	60	3	11
PASSING	Att	Comp	Int	Yds	TD	Lg
Frost	12	9	0	125	0	29
RECEIVING	No	Yds	TD	Lg		
Jackson	4	56	0	25		

1999 FIESTA BOWL - BCS CHAMPIONSHIP

TENNESSEE	0	14	0	9	-	23
FLORIDA STATE	0	9	0	7	-	16

Jan. 4, 1999

TEMPE, Ariz. — Tennessee won the 1998 national championship, the first for the Vols since 1951, and completed the school's first-ever 13-0 season with a 23-16 win over the No. 2 Seminoles. Tee Martin completed 11 of 18 passes for 278 yards and threw TD passes to Shawn Bryson and Peerless Price.

Price caught four passes for 199 yards, setting a Tennessee bowl receiving record in the process. A Fiesta Bowl record crowd of 84,470 saw the game, only the second meeting between the schools.

Bryson's TD reception came in the second quarter as it was followed by Dwayne Goodrich pilfering an FSU pass and returning 54 yards for a score which gave the Vols a 14-0 lead. Goodrich's TD run was the third of his career.

Florida State narrowed the margin to 14-9 at the half and the score remained that way until midway in the fourth quarter when Martin and Price hooked up for the pivotal 79-yard score, followed by a Seminole turnover and a Jeff Hall field goal.

Price was named the Offensive Player of the Game and Goodrich the Defensive Player of the Game.

SCORING SUMMARY

TENN - Bryson 4 pass from T. Martin (Hall kick)
TENN - Goodrich 54 interception return (Hall kick)
FSU - McCray 1 run (Kick failed)
FSU - Janikowski 34 FG
TENN - Price 79 pass from T. Martin (Kick blocked)
TENN - Hall 23 FG
FSU - Outzen 7 run (Janikowski kick)

TEAM STATISTICS	TENN	FSU
First Downs	16	13
Rushes-Yards	45-114	41-108
Passing Yards	278	145
Passes (Att.-Comp.-Int.)	19-11-2	22-9-2
Total Offensive Plays	64	63
Total Offensive Yards	392	253
Fumbles-Lost	3-2	4-1
Penalties-Yards	9-55	12-110
Punts-Average	5-38.0	9-39.8
Sacks By-Yards	4-31	1-3
Time of Possession	31:10	28:50

TENNESSEE

RUSHING	Att	Gain	Lost	Net	TD	Lg
Henry	19	32	4	28	0	9
PASSING	Att	Comp	Int	Yds	TD	Lg
Martin	18	11	2	278	2	79
RECEIVING	No	Yds	TD	Lg		
Price	4	199	1	79		

FLORIDA STATE

RUSHING	Att	Gain	Lost	Net	TD	Lg
Minor	15	91	8	83	0	23
PASSING	Att	Comp	Int	Yds	TD	Lg
Outzen	22	9	2	145	0	39
RECEIVING	No	Yds	TD	Lg		
Dugans	6	135	0	39		



2000 FIESTA BOWL

NEBRASKA	14	3	7	7	-	31
TENNESSEE	0	7	7	7	-	21

Jan. 2, 2000

TEMPE, Ariz. - Two long Nebraska scoring drives in the second half ended Tennessee's hopes of an upset in the Cornhuskers' 31-21 victory over the Vols before 71,526 in the 2000 Tostitos Fiesta Bowl.

The Cornhuskers rushed for 321 yards and held the Vols to 44. Nebraska jumped to a 14-0 lead in the first quarter on a 7-yard run by Dan Alexander, who finished with 108 yards, and a 60-yard punt return by Bobby Newcombe. Nebraska added a field goal late in the half before Tee Martin led a 65-yard, eight-play drive culminating in a 9-yard pass to Donte' Stallworth.

The Vols closed it to 17-14 when Travis Henry scored on a 4-yard run early in the third quarter after the Vols forced a fumble on the second play after the third quarter kickoff. Will Overstreet caused the bobble and Dominique Stevenson got it.

The Vols got the game's last score when wide receiver Cedrick Wilson, a former high school quarterback, threw a 44-yard TD pass to Stallworth that closed it to 31-21 with 7:25 left. It was his first pass as a Vol.

SCORING SUMMARY

NEB - Alexander 7 run (Brown kick)
NEB - Newcombe 60 punt return (Brown kick)
NEB - J. Brown 31 FG
TENN - Stallworth 9 pass from T. Martin (Walls kick)
TENN - Henry 4 run (Walls kick)
NEB - Golliday 13 pass from Crouch (Brown kick)
NEB - Buckhalter 2 run (Brown kick)
TENN - Stallworth 44 pass from Wilson (Walls kick)

TEAM STATISTICS	TENN	NEB
First Downs	17	23
Rushes-Yards	26-44	56-321
Passing Yards	267	148
Passes (Att.-Comp.-Int.)	35-20-2	15-9-0
Total Offensive Plays	61	71
Total Offensive Yards	311	469
Fumbles-Lost	1-0	1-1
Penalties-Yards	5-41	8-59
Punts-Average	7-43.1	6-39.5
Sacks By-Yards	2-12	3-7
Time of Possession	26:05	33:55

TENNESSEE						
RUSHING	Att	Gain	Lost	Net	TD	Lg
Henry	10	32	1	31	1	10
PASSING	Att	Comp	Int	Yds	TD	Lg
T. Martin	34	19	2	223	1	49
Wilson	1	1	0	44	1	44
RECEIVING	No	Yds	TD	Lg		
Stallworth	8	108	2	44		
Wilson	7	75	0	15		

NEBRASKA						
RUSHING	Att	Gain	Lost	Net	TD	Lg
Alexander	21	111	4	108	1	15
PASSING	Att	Comp	Int	Yds	TD	Lg
Crouch	15	9	0	148	1	46
RECEIVING	No	Yds	TD	Lg		
Davison	2	68	0	46		

2001 COTTON BOWL

KANSAS STATE	7	14	14	0	-	35
TENNESSEE	0	14	0	7	-	21

Jan. 1, 2001

DALLAS - Leading 21-14 at the half, Kansas State scored on its first two possessions of the third quarter and held Tennessee scoreless until the final minutes to take a 35-21 victory in the 65th annual Cotton Bowl Classic on a frigid and snowy day.

The Wildcats jumped to a 7-0 first quarter lead, but the Vols tied the game on a 17-yard pass from Casey Clausen to wideout David Martin in the second period. Kansas State then parlayed two TD passes from game MVP Jonathan Beasley to wideout Quincy Morgan, 56 and 10 yards respectively, to lead 21-7.

Kansas State appeared headed for more late in the second quarter, when defensive tackle Chavis Smith tipped a pass and Jabari Greer took the interception back 78 yards for a score.

The Wildcats' two third quarter scores came entirely on the ground in the first 4:54 of the third quarter. It remained 35-14 until Travis Henry, who ran for 180 yards on 17 carries, found daylight on a dash up the middle.

The game marked the Vols' fifth appearance in the Cotton Bowl and first since 1990. It was also the Vols' first game against the Wildcats.

SCORING SUMMARY

KSU - Beasley 14 run (Rheem kick)
TENN - D. Martin 17 pass from Clausen (Walls kick)
KSU - Morgan 56 pass from Beasley (Rheem kick)
KSU - Morgan 10 pass from Beasley (Rheem kick)
TENN - Greer 78 interception run (Walls kick)
KSU - Scobey 12 run (Rheem kick)
KSU - Scobey 6 run (Rheem kick)
TENN - Henry 81 run (Walls kick)

TEAM STATISTICS	TENN	KSU
First Downs	12	25
Rushes-Yards	24-178	59-297
Passing Yards	120	210
Passes (Att.-Comp.-Int.)	25-7-3	27-13-1
Total Offensive Plays	49	86
Total Offensive Yards	298	507
Fumbles-Lost	1-0	1-1
Penalties-Yards	5-40	7-44
Punts-Average	8-29.2	5-34.0
Sacks By-Yards	0-0	2-9
Time of Possession	21:34	38:26

TENNESSEE						
RUSHING	Att	Gain	Lost	Net	TD	Lg
Henry	17	183	3	180	1	81
PASSING	Att	Comp	Int	Yds	TD	Lg
Clausen	25	7	3	120	1	41
RECEIVING	No	Yds	TD	Lg		
Wilson	3	54	0	41		

KANSAS STATE						
RUSHING	Att	Gain	Lost	Net	TD	Lg
Scobey	28	153	6	147	2	21
PASSING	Att	Comp	Int	Yds	TD	Lg
Beasley	27	13	1	210	2	56
RECEIVING	No	Yds	TD	Lg		
Morgan	7	145	2	56		

RECORDS

2002 FLORIDA CITRUS BOWL

TENNESSEE	10	14	7	14	-	45
MICHIGAN	0	10	0	7	-	17

Jan. 1, 2002

ORLANDO, Fla. - The Vols threw nearly every offensive weapon possible at Michigan and rolled to a 45-17 victory in the Capital One Florida Citrus Bowl. Capping an 11-2 season, Tennessee's 28-point win matched its largest bowl triumph.

Game MVP Casey Clausen threw for a career-high 393 yards on 26-of-34 completions. He also passed for three touchdowns and nearly had two more -- twice Donte' Stallworth was tackled inside the 1-yard line.

After UT marched for an opening field goal, defensive MVP John Henderson was in on three straight tackles that forced Michigan into a quick three-and-out. Henderson caused one fumble and recovered a fumble to set up the Vols' first touchdown.

Stallworth caught eight passes for 119 yards and had 190 all-purpose yards. Kelley Washington caught six passes for 70 yards and two scores, while Jason Witten hauled in six catches for a career-high 125 yards.

SCORING SUMMARY

TENN - Walls 32 FG
TENN - Washington 3 pass from Clausen (Walls kick)
TENN - Clausen 1 run (Walls kick)
MICH - Askew 14 pass from Navarre (Epstein kick)
TENN - Clausen 1 run (Walls kick)
MICH - Epstein 28 FG
TENN - Witten 64 pass from Clausen (Walls kick)
TENN - Washington 37 pass from Clausen (Walls kick)
TENN - Stephens 3 run (Walls kick)
MICH - Bell 24 pass from Navarre (Epstein kick)

TEAM STATISTICS	TENN	MICH
First Downs	22	20
Rushes-Yards	37-97	31-103
Passing Yards	406	240
Passes (Att.-Comp.-Int.)	35-27-0	39-21-1
Total Offensive Plays	72	70
Total Offensive Yards	503	343
Fumbles-Lost	3-1	4-2
Penalties-Yards	3-32	6-42
Punts-Average	5-31.8	7-39.6
Sacks By-Yards	4-18	4-22
Time of Possession	34:13	25:47

TENNESSEE						
RUSHING	Att	Gain	Lost	Net	TD	Lg
Stallworth	2	44	0	44	0	42
PASSING	Att	Comp	Int	Yds	TD	Lg
Clausen	34	26	0	393	3	64
RECEIVING	No	Yds	TD	Lg		
Stallworth	8	119	0	32		

MICHIGAN						
RUSHING	Att	Gain	Lost	Net	TD	Lg
Askew	9	76	5	71	0	25
PASSING	Att	Comp	Int	Yds	TD	Lg
Navarre	39	21	1	240	2	35
RECEIVING	No	Yds	TD	Lg		
Walker	5	100	0	35		

2002 PEACH BOWL

MARYLAND	7	10	3	10	-	30
TENNESSEE	0	3	0	0	-	3

Dec. 31, 2002

ATLANTA - Maryland handed Tennessee its worst bowl loss in school history, a 30-3 blitz at the 35th annual Chick-fil-A Peach Bowl. The Terrapins took advantage of two key UT turnovers and used a balanced attack in defeating the Vols for the third time in five postseason meetings.

Tennessee had eight penalties for 68 yards and Vols quarterback Casey Clausen was sacked six times for minus-36 yards. In addition, UT converted only four of 13 third-down opportunities and rushed 27 times for just 45 net yards -- the school's third lowest figure in 43 bowl appearances.

The Terps' second touchdown was a 54-yard interception return by Curome Cox, the longest against a UT team in bowl history. Later, return specialist Steve Suter fielded a Dustin Colquitt punt and scampered 79 yards to the 14, setting up Maryland's final three points of the game.

Maryland quarterback Scott McBrien scored twice and place-kicker Nick Novak hit on all three field goal tries.

Alex Walls' 38-yard field goal in the second quarter was the only scoring the Vols could muster.

SCORING SUMMARY

UM - McBrien 1 run (Novak kick)
UM - Cox 54 interception return (Novak kick)
TENN - Walls 38 FG
UM - Novak 48 FG
UM - Novak 44 FG
UM - McBrien 6 run (Novak kick)
UM - Novak 25 FG

TEAM STATISTICS	TENN	MD
First Downs	18	17
Rushes-Yards	27-45	45-154
Passing Yards	242	120
Passes (Att.-Comp.-Int.)	37-23-1	19-11-0
Total Offensive Plays	64	64
Total Offensive Yards	287	274
Fumbles-Lost	1-1	2-1
Penalties-Yards	8-68	2-10
Punts-Average	6-47.7	3-50.3
Sacks By-Yards	1-2	6-36
Time of Possession	26:44	33:16

TENNESSEE						
RUSHING	Att	Gain	Lost	Net	TD	Lg
Houston	9	35	1	34	0	9
PASSING	Att	Comp	Int	Yds	TD	Lg
Clausen	37	23	1	242	0	44
RECEIVING	No	Yds	TD	Lg		
Brown	5	75	0	44		

MARYLAND						
RUSHING	Att	Gain	Lost	Net	TD	Lg
Perry	15	57	7	50	0	11
PASSING	Att	Comp	Int	Yds	TD	Lg
McBrien	19	11	0	120	0	36
RECEIVING	No	Yds	TD	Lg		
Harrison	4	74	0	36		



2004 PEACH BOWL

CLEMSON	10	14	0	3	-	27
TENNESSEE	7	7	0	0	-	14

Jan. 2, 2004

ATLANTA - Clemson jumped to a 10-0 lead late in the first quarter, matched two Tennessee touchdowns with two of its own before halftime and added a late field goal, all adding up to a 27-14 victory in the 36th annual Chick-fil-A Peach Bowl. A record Georgia Dome crowd of 75,125 saw the first game between the two teams since 1976.

Clemson took the first drive of the game 80 yards in six plays for a score and added a field goal after a long punt return.

Casey Clausen who completed 31 of 55 passes for 384 yards, threw touchdown passes to Chris Hannon in the first quarter and Mark Jones in the second, but the Tigers had touchdowns of their own in response to each of the Vol scores.

Clausen completed passes to 10 different receivers, with Troy Fleming catching six for 54 yards, Jones five for 66 and Hannon four for 57. The Vols' first score came after an 11-play, 87-yard drive and the second was four plays, 43 yards after an interception by safety Gibril Wilson.

The Vols finished 10-3 and played in their eighth New Year's bowl game in nine years.

SCORING SUMMARY

CLEM - Coleman 8 run (Hunt kick)

CLEM - Hunt 23 FG

TENN - Hannon 19 pass from Clausen (Wilhoit kick)

CLEM - Jasmin 15 run (Hunt kick)

TENN - Jones 30 pass from Clausen (Wilhoit kick)

CLEM - Browning 8 run (Hunt kick)

CLEM - Hunt 28 FG

TEAM STATISTICS	TENN	CLEM
First Downs	28	25
Rushes-Yards	26-38	34-153
Passing Yards	384	246
Passes (Att.-Comp.-Int.)	56-31-0	40-22-1
Total Offensive Plays	82	74
Total Offensive Yards	422	399
Fumbles-Lost	1-1	1-0
Penalties-Yards	10-119	6-45
Punts-Average	8-38.5	5-42.0
Sacks By-Yards	1-10	6-43
Time of Possession	32:09	27:51

TENNESSEE						
RUSHING	Att	Gain	Lost	Net	TD	Lg
Houston	6	25	1	24	0	17
PASSING	Att	Comp	Int	Yds	TD	Lg
Clausen	55	31	0	384	2	35
RECEIVING	No	Yds	TD	Lg		
Fleming	6	54	0	16		

CLEMSON						
RUSHING	Att	Gain	Lost	Net	TD	Lg
Jasmin	15	131	1	130	1	31
PASSING	Att	Comp	Int	Yds	TD	Lg
Whitehurst	40	22	1	246	0	35
RECEIVING	No	Yds	TD	Lg		
Hamilton	5	69	0	26		
Currie	5	50	0	22		

2005 COTTON BOWL

TENNESSEE	14	14	10	0	-	38
TEXAS A&M	0	0	0	7	-	7

Jan. 1, 2005

DALLAS - Tennessee took the first drive of the game in for a touchdown and never looked back, forcing five turnovers in a 38-7 win over Texas A&M in the 69th SBC Cotton Bowl.

Offensive MVP Rick Clausen threw three TD passes and Cedric Houston and Gerald Riggs, Jr. scored on the ground to pace the Vols' offensive attack.

Defensive tackle Justin Harrell, who forced a fumble and had a sack, was named the game's defensive MVP. The Vol defense forced four fumbles on the day, with defensive back Ryan Karl adding an interception. A crowd of 74,704 saw the contest played on a warm, overcast day.

Clausen, who completed 18-of-27 passes for 222 yards, threw TD passes to C.J. Fayton, Cory Anderson and Tony Brown and kept the Aggies off balance with an offensive attack totaling 474 yards, nearly equally divided between the pass and the run.

Riggs, Jr. had 102 yards on 18 carries, while Houston added 62 yards on 13 carries. The Vols held the ball for 40:22, with a school and Cotton Bowl record 32 first downs.

SCORING SUMMARY

TENN - Fayton 57 pass from Clausen (Wilhoit kick)

TENN - Anderson 12 pass from Clausen (Wilhoit kick)

TENN - Houston 9 run (Wilhoit kick)

TENN - T. Brown 13 pass from Clausen (Wilhoit kick)

TENN - Riggs, Jr. 9 run (Wilhoit kick)

TENN - Wilhoit 37 FG

TAMU - Taylor 5 pass from McNeal (Pegram kick)

TEAM STATISTICS	TENN	A&M
First Downs	32	17
Rushes-Yards	54-241	18-77
Passing Yards	233	241
Passes (Att.-Comp.-Int.)	31-19-0	38-23-1
Total Offensive Plays	85	56
Total Offensive Yards	474	318
Fumbles-Lost	1-0	4-4
Penalties-Yards	9-100	7-65
Punts-Average	4-34.0	5-43.2
Sacks By-Yards	1-10	1-4
Time of Possession	40:22	19:38

TENNESSEE						
RUSHING	Att	Gain	Lost	Net	TD	Lg
Riggs, Jr.	18	104	2	102	1	17
PASSING	Att	Comp	Int	Yds	TD	Lg
Clausen	27	18	0	222	3	57
RECEIVING	No	Yds	TD	Lg		
Fayton	3	94	1	57		

TEXAS A&M						
RUSHING	Att	Gain	Lost	Net	TD	Lg
Thomas	1	54	0	54	0	54
PASSING	Att	Comp	Int	Yds	TD	Lg
McNeal	38	23	1	241	1	28
RECEIVING	No	Yds	TD	Lg		
Mobley	5	70	0	28		

2007 OUTBACK BOWL

PENN STATE	0	10	0	10	-	20
TENNESSEE	3	7	0	0	-	10

Jan. 1, 2007

TAMPA, Fla. - Three Tennessee turnovers led to 10 Penn State points and a 20-10 loss at the Outback Bowl.

The Vols appeared poised to take command of a 10-10 game early in the fourth quarter when Erik Ainge hit tight end Chris Brown for a 53-yard pass play to the PSU 14-yard line.

But Penn State linebacker Dan Connor's tackle on tailback Arian Foster caused a fumble that Tony Davis picked up and raced 88 yards for the clinching touchdown with 10:01 to play. It was the longest defensive score against the Vols in UT bowl history.

UT had tied the contest late in the first half when LaMarcus Coker raced 42 yards for a touchdown.

Penn State handed off to bowl MVP Tony Hunt 31 times for 158 yards. Hunt's rushing totals were the most carries and third-most yards against UT in a bowl game.

Ainge completed 25-of-37 for 267 yards, including career highs of seven passes each to Brown and Jayson Swain. Brown finished with 66 receiving yards, while Swain had 84.

The Vols took a 3-0 lead in the first quarter on James Wilhoit's 44-yard field goal. Wilhoit added an extra-point later in the game and finished his tenure at UT with 325 points.

SCORING SUMMARY

TENN - Wilhoit 44 FG
 PSU - Kelly 34 FG
 PSU - Quarless 2 pass from Morelli (Kelly kick)
 TENN - Coker 42 run (Wilhoit kick)
 PSU - Davis 88 fumble return (Kelly kick)
 PSU - Kelly 22 FG

TEAM STATISTICS	TENN	PSU
First Downs	17	19
Rushes-Yards	23-83	40-183
Passing Yards	267	197
Passes (Att.-Comp.-Int.)	37-25-1	25-14-0
Total Offensive Plays	60	65
Total Offensive Yards	350	380
Fumbles-Lost	2-2	0-0
Penalties-Yards	7-55	6-45
Punts-Average	5-44.0	4-37.5
Sacks By-Yards	0-0	2-14
Time of Possession	26:58	33:02

TENNESSEE						
RUSHING	Att	Gain	Lost	Net	TD	Lg
A. Foster	12	75	10	65	0	17
PASSING	Att	Comp	Int	Yds	TD	Lg
Ainge	37	25	1	267	0	53
RECEIVING	No	Yds	TD	Lg		
Swain	7	84	0	24		

PENN STATE						
RUSHING	Att	Gain	Lost	Net	TD	Lg
Hunt	31	165	7	158	0	24
PASSING	Att	Comp	Int	Yds	TD	Lg
Morelli	25	14	0	197	1	35
RECEIVING	No	Yds	TD	Lg		
Norwood	4	35	0	21		

2008 OUTBACK BOWL

TENNESSEE	7	14	0	0	-	21
WISCONSIN	7	7	3	0	-	17

Jan. 1, 2008

TAMPA, Fla. - After a season full of clutch plays and last-second heroics, Tennessee's Antonio Wardlow intercepted Tyler Donovan at the 1-yard line with less than a minute to play to preserve a 21-17 Outback Bowl victory over Wisconsin and 10-win season for the Vols.

Wardlow's pick came after Wisconsin had driven to the Tennessee 36 in hopes of punching in a game-winning score. The Badgers had marched all the way from their own 12 before deciding to take a shot at the end zone with 28 seconds remaining in the game.

Bowl MVP Erik Ainge connected on 25 of 43 passes for 365 yards and two touchdowns. He completed passes to nine different receivers led by Josh Briscoe, who caught seven balls for 101 yards and a score.

Tennessee jumped out to a 7-0 lead when it converted a Wisconsin turnover into a Gerald Jones 3-yard touchdown run early in the opening period.

The Vols found paydirt on two consecutive possessions in the second quarter to jump out to a 21-7 lead.

SCORING SUMMARY

TENN - G. Jones 3 run (Lincoln kick)
 WIS - Donovan 6 run (Mehlhoff kick)
 TENN - Briscoe 29 pass from Ainge (Lincoln kick)
 TENN - Cottam 31 pass from Ainge (Lincoln kick)
 WIS - Crooks 4 pass from Donovan (Mehlhoff kick)
 WIS - Mehlhoff 27 FG

TEAM STATISTICS	TENN	WIS
First Downs	18	16
Rushes-Yards	29-66	41-192
Passing Yards	365	155
Passes (Att.-Comp.-Int.)	43-25-0	25-14-1
Total Offensive Plays	72	66
Total Offense	431	347
Fumbles-Lost	2-1	1-1
Penalties-Yards	5-60	2-10
Punts-Average	7-42.1	6-44.7
Sacks By-Yards	3-16	0-0
Time of Possession	27:30	32:30

TENNESSEE						
RUSHING	Att	Gain	Lost	Net	TD	Lg
Hardesty	7	42	7	35	0	26
A. Foster	16	46	15	31	0	13
PASSING	Att	Comp	Int	Yds	TD	Lg
Ainge	43	25	0	365	2	40
RECEIVING	No	Yds	TD	Lg		
Briscoe	7	101	1	29		
Moore	4	86	0	40		

WISCONSIN						
RUSHING	Att	Gain	Lost	Net	TD	Lg
Hill	13	132	0	132	0	50
PASSING	Att	Comp	Int	Yds	TD	Lg
Donovan	24	14	1	155	1	27
RECEIVING	No	Yds	TD	Lg		
Graham	7	75	0	21		

2009 CHICK-FIL-A BOWL

VIRGINIA TECH	7	10	7	13	-	37
TENNESSEE	0	14	0	0	-	14

Dec. 31, 2009

ATLANTA - Ryan Williams isn't keeping track of his records. "Someone eventually will break them anyway," Virginia Tech's fantastic redshirt freshman running back said.

Probably, but in just one season Williams has already made a quite an impression.

He capped a brilliant debut season with a record-setting game, running for two touchdowns to power No. 12 Virginia Tech past Tennessee 37-14 in the Chick-fil-A Bowl.

Williams, a redshirt freshman, had 117 yards rushing to become Virginia Tech's single-season rushing leader with 1,655 yards.

Tennessee's star running back, Montario Hardesty, could not keep up with Williams. The Volunteers' senior had 18 carries for 39 yards and a touchdown.

"We got gassed; we got tired," said Tennessee defensive end Chris Walker. "You could tell especially on defense we weren't making plays. Ryan Williams is a really great player."

Tennessee was hurt by two turnovers which led to 10 points for Virginia Tech, and a dropped pass that cost the Vols a touchdown.

SCORING SUMMARY

- VT - Williams 1 run (Waldron kick)
- VT - Williams 3 run (Waldron kick)
- TENN - Hardesty 4 run (Mathis kick)
- TENN - Moore 2 pass from Crompton (Mathis kick)
- VT - Waldron 21 FG
- VT - Taylor 1 run (Waldron kick)
- VT - Waldron 46 FG
- VT - Wilson 3 run (Waldron kick)
- VT - Waldron 22 FG

TEAM STATS	TENN	VT
First Downs	14	19
Rushes-Yards	31-5	48-229
Passing Yards	235	209
Passes (Att.-Comp.-Int.)	26-15-1	17-10-1
Total Offensive Plays	57	65
Total Offense	240	438
Fumbles-Lost	2-1	0-0
Penalties-Yards	4-28	5-30
Punts-Average	6-42.7	3-41.7
Time of Possession	26:25	33:35
Third-Down Conversions	4 of 11	8 of 14
Fourth-Down Conversions	0 of 1	0 of 0
Sacks By-Yards	1-9	6-55

TENNESSEE						
RUSHING	Att	Gain	Lost	Net	TD	Lg
Hardesty	18	47	8	39	1	10
Poole	3	15	0	15	0	8
PASSING	Att	Comp	Int	Yds	TD	Lg
Crompton	26	15	1	235	1	47
RECEIVING	No	Yds	TD	Lg		
Jones	5	70	0	20		
Hardesty	4	79	0	47		

VIRGINIA TECH						
RUSHING	Att	Gain	Lost	Net	TD	Lg
Williams	25	124	7	117	2	32
PASSING	Att	Comp	Int	Yds	TD	Lg
Crompton	17	10	1	209	0	63
RECEIVING	No	Yds	TD	Lg		
Boykin	4	120	0	63		

2010 MUSIC CITY BOWL

N. CAROLINA	7	10	0	3	7	3	-	30
TENN.	7	7	0	6	7	0	-	27

Dec. 30, 2010

NASHVILLE - Casey Barth kicked a 23-yard field goal in the second overtime to send North Carolina past Tennessee 30-27 in a Music City Bowl that will be remembered much more for the crazy finish of regulation than how it eventually ended.

Barth kicked a 39-yard field goal after officials reviewed what had been the final play of the game and decided to penalize the Tar Heels for having "more than 11 men" on the field. The officiating crew also announced T.J. Yates had spiked the ball with 1 second left. That allowed Barth to run out and kick the field goal that tied it at 20.

The Vols' fans had been celebrating ever since Bray's 8-yard TD pass to Justin Hunter put them up 20-17 with 5:16 left.

Tennessee was stunned at the sudden switch that cost the Vols an apparent bowl victory to cap Derek Dooley's first season. Tyler Bray threw a 25-yard TD in the first overtime, but he was picked off to end the Vols' last chance in the second OT.

SCORING SUMMARY

- NC - Draughn 58 run (Barth kick)
- TENN - Jones 29 pass from Bray (Lincoln kick)
- NC - Barth 28 FG
- TENN - Rogers 45 pass from Bray (Lincoln kick)
- NC - Highsmith 39 pass from Yates (Barth kick)
- TENN - Hunter 8 pass from Bray (kick blocked)
- NC - Barth 39 FG
- NC - Yates 1 run (Barth kick)
- TENN - Stocker 20 pass from Bray (Lincoln kick)
- NC - Barth 23 FG

TEAM STATS	TENN	NC
First Downs	20	21
Rushes-Yards	29-27	29-151
Passing Yards	312	234
Passes (Att.-Comp.-Int.)	45-27-3	40-23-1
Total Offensive Plays	74	69
Total Offense	339	385
Fumbles-Lost	3-0	1-1
Penalties-Yards	8-75	12-80
Punts-Average	8-43.5	7-40.9
Time of Possession	31:49	28:11
Third-Down Conversions	6 of 16	5 of 15
Fourth-Down Conversions	1 of 1	0 of 1
Sacks By-Yards	3-29	4-33

TENNESSEE						
RUSHING	Att	Gain	Lost	Net	TD	Lg
Poole	11	41	1	40	0	8
PASSING	Att	Comp	Int	Yds	TD	Lg
Bray	45	27	3	312	4	45
RECEIVING	No	Yds	TD	Lg		
G.Jones	9	89	1	29		
Stocker	5	58	1	20		
Moore	4	69	0	21		

VIRGINIA TECH						
RUSHING	Att	Gain	Lost	Net	TD	Lg
Draughn	23	160	0	160	1	58
PASSING	Att	Comp	Int	Yds	TD	Lg
Yates	39	23	1	234	1	39
RECEIVING	No	Yds	TD	Lg		
Taylor	9	85	0	18		
D.Jones	5	51	0	16		



RECORDS

2015 TAXSLAYER BOWL

IOWA	0	7	0	21	-	28
TENNESSEE	21	14	7	3	-	45

Jan. 2, 2015

JACKSONVILLE, Fla. - Tennessee coach Butch Jones was soaked from a celebratory sideline dousing. Quarterback Joshua Dobbs carried the Most Valuable Player trophy with him all around EverBank Field. Both of them, as well as the rest of the Volunteers, donned championship hats for the first time in years.

It was tangible proof that the program is headed in the right direction.

Dobbs accounted for three touchdowns. Jalen Hurd ran for two scores and Tennessee beat Iowa 45-28 on Friday in the TaxSlayer Bowl for its first postseason victory since the Phillip Fulmer era.

"This is the start of something big that's going on at Tennessee," Dobbs said. "It's momentum that we can carry into the offseason. It's the start of something big, a lot of momentum going into the offseason to get ready for next year."

The Volunteers (7-6) took the momentum early Friday, scoring on their first four possessions and leading 28-0 before Iowa (7-6) managed 70 yards.

Hurd, Dobbs and a bit of trickery helped Tennessee build the big lead.

Hurd broke tackles on nearly every run, capping Tennessee's first possession with a 3-yard score and adding a 29-yard touchdown scamper on the next drive.

Tennessee made it 21-0 late in the first quarter when Dobbs threw a lateral to running back Marlin Lane in the right flat. Lane, a senior from nearby Daytona Beach, turned and hit Vic Wharton in stride down the sideline.

It was a nice send-off for Lane, one of just a handful of Tennessee's seniors.

But the victory, which was Tennessee's first in the postseason since beating Wisconsin in the 2008 Outback Bowl, was more about the future. The Vols won four of their last five games, showing plenty of potential for one of the youngest teams in college football.

SCORING SUMMARY

TENN - Hurd 3 run (Medley kick)
 TENN - Hurd 29 run (Medley kick)
 TENN - Wharton 49 pass from Lane (Medley kick)
 TENN - Dobbs 8 run (Medley kick)
 IOWA - Weisman 3 run (Koehn kick)
 TENN - Pearson 19 pass from Dobbs (Medley kick)
 TENN - Dobbs 11 run (Medley kick)
 IOWA - Weisman 1 run (Koehn kick)
 TENN - Medley 38 field goal
 IOWA - Hamilton 31 pass from Beathard (Koehn kick)
 IOWA - VandeBerg 18 pass from Beathard (Koehn kick)

TEAM STATS	IOWA	TENN
First Downs	23	27
Rushes-Yards	35-244	51-283
Passing Yards	177	178
Passes (Att.-Comp.-Int.)	31-15-1	22-17-1
Total Offensive Plays	66	73
Total Offense	421	461
Fumbles-Lost	1-1	0-0
Penalties-Yards	4-37	4-55
Punts-Average	6-35.8	4-37.2
Time of Possession	27:52	32:08
Third-Down Conversions	3 of 11	5 of 12
Fourth-Down Conversions	0 of 1	0 of 1
Sacks By-Yards	1-3	0-0

		IOWA					
RUSHING	Att	Gain	Lost	Net	TD	Lg	
Canzeri	12	122	2	120	0	32	
PASSING	Att	Comp	Int	Yds	TD	Lg	
Beathard	23	13	1	145	2	31	
RECEIVING	No	Yds	TD	Lg			
Hamilton	3	51	1	31			
Martin-Manley	3	23	0	9			
T. Smith	2	37	0	31			

		TENNESSEE					
RUSHING	Att	Gain	Lost	Net	TD	Lg	
Hurd	16	122	0	122	2	29	
Dobbs	13	84	8	76	2	20	
PASSING	Att	Comp	Int	Yds	TD	Lg	
Dobbs	21	16	1	129	1	19	
RECEIVING	No	Yds	TD	Lg			
Pearson	7	75	1	19			
Howard	2	29	0	18			
Wolf	2	9	0	5			



2016 OUTBACK BOWL

NORTHWESTERN	0	6	0	0	-	6
TENNESSEE	7	10	7	21	-	45

Jan. 1, 2016

TAMPA, Fla. -- #23 Tennessee pounded its way to a 45-6 victory over #13 Northwestern in the 30th anniversary Outback Bowl on Friday before a mostly-orange crowd of 53,202 at Raymond James Stadium.

It was the largest margin of victory for the Vols in a bowl game in program history.

The Vols (9-4) racked up 226 rushing yards, led by Outback Bowl MVP Jalen Hurd, who racked up 130 yards rushing and a touchdown, becoming the first Vol to rush for 100 rushing yards in two bowl games. Joshua Dobbs ran for 48 yards and two touchdowns, and Alvin Kamara added 53 rushing yards and one score.

Dobbs also completed 14 of 25 passes for 166 yards, hitting nine different receivers. The Vols had 420 total offensive yards.

The Tennessee defense limited Northwestern (10-3) to 261 yards, intercepted four passes and totaled four sacks.

Evan Berry accounted for the final interception of the day, catching a deflected pass in the Tennessee end zone and running 100 yards back for a touchdown in the final minute.

With the win, Tennessee improved to 27-24 all-time in bowl games. The Vols, who won the 2015 TaxSlayer Bowl against Iowa, have posted back-to-back bowl wins in consecutive seasons for the first time since winning the 1996 and the 1997 Florida Citrus Bowls.

UT's nine wins are its most since going 10-4 in the 2007 season. The Vols close the year with a six-game winning streak, their longest since winning six-straight to end the 2003 regular season.

Both offenses stalled early in the first quarter. After a Malik Foreman interception set the Vols up at the Northwestern 22-yard line with 6:53 remaining in the quarter, Aaron Medley missed a 49-yard field goal off of the right upright. A pair of UT defensive penalties aided the Wildcats on their ensuing drive, but Northwestern came up empty as well when Jack Mitchell sent a 42-yard field goal attempt wide right.

SCORING SUMMARY

- TENN - Dobbs 14 run (Medley kick)
- TENN - Medley 35 field goal
- NW - Jackson 5 run (Mitchell kick failed)
- TENN - Kamara 11 run (Medley kick)
- TENN - Hurd 3 run (Medley kick)
- TENN - Dobbs 18 run (Medley kick)
- TENN - J. Kelly 1 run (Medley kick)
- TENN - Ev. Berry 100 interception return (Medley kick)

TEAM STATS	NW	TENN
First Downs	18	24
Rushes-Yards	37-132	53-226
Passing Yards	129	194
Passes (Att.-Comp.-Int.)	33-14-4	30-16-0
Total Offensive Plays	70	83
Total Offense	261	430
Fumbles-Lost	1-0	0-0
Penalties-Yards	3-35	8-90
Punts-Average	7-34.0	4-47.8
Time of Possession	25:51	34:09
Third-Down Conversions	4 of 15	9 of 18
Fourth-Down Conversions	2 of 2	2 of 3
Sacks By-Yards	2-17	4-31

NORTHWESTERN							
RUSHING	Att	Gain	Lost	Net	TD	Lg	
J. JACKSON	14	77	3	74	1	17	
PASSING	Att	Comp	Int	Yds	TD	Lg	
Thorson	20	8	2	57	0	11	
Oliver	13	6	2	72	0	19	
RECEIVING	No	Yds	TD	Lg			
Vault	3	19	0	9			
Youngblood	2	33	0	18			
Carr	2	26	0	19			

TENNESSEE							
RUSHING	Att	Gain	Lost	Net	TD	Lg	
Hurd	24	130	0	130	1	24	
Kamara	11	53	0	53	1	11	
Dobbs	12	63	15	48	2	18	
PASSING	Att	Comp	Int	Yds	TD	Lg	
Dobbs	25	14	0	166	0	42	
RECEIVING	No	Yds	TD	Lg			
Ellis	3	74	0	42			
Kamara	3	19	0	16			
Pearson	2	32	0	26			



GENERAL
STAFF
PLAYERS
REVIEW
HISTORY
HONORS
VOLMANAC



RECORDS

RECORDS

2016 FRANKLIN AMERICAN MORTGAGE MUSIC CITY BOWL

NEBRASKA	0	7	7	10	-	24
TENNESSEE	0	21	3	14	-	38

Dec. 30, 2016

NASHVILLE, Tenn. -- Joshua Dobbs racked up 409 yards of total offense and four touchdowns, Derek Barnett set a new Tennessee sack record and the No. 21 Tennessee Volunteers took a 38-24 win over the Nebraska Cornhuskers in the 2016 Franklin American Mortgage Music City Bowl on Friday at Nissan Stadium.

Tennessee (9-4) led from start to finish and posted 521 yards of offense thanks to Dobbs' outstanding career finale. Dobbs, who was named MVP of the game, ran for 118 yards and three scores on 11 carries and finished 23-of-38, throwing for 291 yards and one touchdown.

With the win over Nebraska (9-4), UT has won three-straight bowl games for the first time since the 1994, 1995 and 1996 seasons.

The Vols, who wore their Smokey Grey uniforms to honor those affected by the wildfires in Gatlinburg, also limited Nebraska to 61 rushing yards, which is the second-fewest UT has allowed on the year. The 61 rushing yards were the fewest Tennessee has given up to a team from a Power Five conference since holding Vanderbilt to 25 yards on Nov. 22, 2008.

The Cornhuskers scored two touchdowns early in the fourth quarter to rally to within 31-24 with 10:02 left, but could not overcome a UT pass rush that finished with four sacks and seven quarterback hurries or stop the Vols' balanced offensive attack (291 passing yards, 230 rushing yards).

John Kelly ran for 70 yards and one touchdown on 15 carries. Alvin Kamara had seven carries for 31 yards and a game-high seven catches for 46 yards.

Josh Malone had five receptions for 120 yards and one touchdown. His 972 receiving yards on the year rank 10th in school history and his 11 touchdown grabs tied for the third-most by a Vol.

Jauan Jennings added six catches for 59 yards.

Barnett, playing in his hometown, had six tackles, one sack, two pass breakups and four quarterback hurries on a day when several UT defenders made big plays. LaTroy Lewis, Cortez McDowell and Darrin Kirkland Jr. had seven tackles each. Seniors Lewis and Corey Vereen recorded sacks in their final game for the Orange and White. Senior

defensive back Malik Forman forced a fumble in the third quarter and recovered it. Rashaan Gaulden had five stops, two pass breakups and a forced fumble. Jonathan Kongbo also recorded the first sack of his career.

SCORING SUMMARY

TENN - J. Kelly 28 run (Medley kick)
TENN - J. Dobbs 10 run (Medley kick)
NEB - B. Reilly 38 pass from R. Fyfe (Brown kick)
TENN - J. Dobbs 2 run (Medley kick)
TENN - Medley 46 field goal
NEB - B. Reilly 9 pass from R. Fyfe (Brown kick)
TENN - J. Dobbs 3 run (Medley kick)
NEB - Brown 45 field goal
NEB - R. Fyfe 9 run (Brown kick)
TENN - J. Malone 59 pass from J. Dobbs (Medley kick)

TEAM STATS	NEB	TENN
First Downs	18	25
Rushes-Yards	28-61	38-230
Passing Yards	257	291
Passes (Att.-Comp.-Int.)	42-19-0	38-23-0
Total Offensive Plays	70	76
Total Offense	319	521
Fumbles-Lost	3-1	1-1
Penalties-Yards	7-41	6-65
Punts-Average	7-42.7	6-43.3
Time of Possession	28:28	31:32
Third-Down Conversions	5 of 16	6 of 41
Fourth-Down Conversions	0 of 2	0 of 1
Sacks By-Yards	0-0	4-36

NEBRASKA						
RUSHING	Att	Gain	Lost	Net	TD	Lg
Ozigbo	7	66	0	66	0	42
PASSING	Att	Comp	Int	Yds	TD	Lg
Fyfe	36	17	0	243	2	39
Darlington	6	2	0	14	0	12
RECEIVING	No	Yds	TD	Lg		
Pierson-El	5	49	0	19		
Reilly	4	98	2	39		
Morgan	3	28	0	16		

TENNESSEE						
RUSHING	Att	Gain	Lost	Net	TD	Lg
Dobbs	11	119	1	118	3	29
J. Kelly	15	74	4	70	1	28
Kamara	7	32	1	31	0	11
PASSING	Att	Comp	Int	Yds	TD	Lg
Dobbs	38	23	0	291	1	59
RECEIVING	No	Yds	TD	Lg		
Kamara	7	46	0	12		
Jennings	6	59	0	15		
Malone	5	120	1	59		



BOWL HALLS OF FAME

COTTON BOWL HALL OF FAME



LINDSEY NELSON

Nelson was the longtime Voice of the Cotton Bowl as he served as the play-by-play announcer for 26 of the annual New Year's Day games. His first broadcast was in 1951 on the NBC Radio Network. Nelson was inducted into the Cotton Bowl Hall of Fame in 2000.



ANDY KOZAR

On a soft, rain-soaked field against third-ranked Texas in the 1951 Classic, the Vol sophomore carried 20 times for 92 yards. His constant pounding inside forced the Texas defense to crack late in the fourth quarter. Kozar scored twice on short bursts of 1 and 5 yards. His game-winner came with just 3:11 to play and capped a Tennessee rally that turned a 14-7 deficit into a thrilling 20-14 victory. Kozar was inducted in 2005 along with Hank Lauricella.



HANK LAURICELLA

Lauricella, Tennessee's great single-wing tailback, found a way to place his name among the legends of the Cotton Bowl without scoring a touchdown. On the Vols' second possession, he set up the game's first score with a 75-yard gallop to the Texas 5-yard line. What made the play so special was that Lauricella reversed his field three times and slowed only to allow his blockers to catch up. In a game that

matched two top-five teams, it was Lauricella who gave Tennessee the spark to claim what many consider to be its greatest bowl victory. Lauricella was inducted in 2005 along with Kozar.

GATOR BOWL HALL OF FAME



DOUG DICKEY

Doug Dickey appeared in four Gator Bowls, three as a coach and one as a player. He quarterbacked the University of Florida to a 14-13 victory over Tulsa in 1953 and led his first Tennessee team to an 18-12 victory over Syracuse in 1966. He also coached Tennessee in the 1969 Gator Bowl and Florida in the 1975 Gator Bowl. Dickey was inducted into the Gator Bowl Hall of Fame in 1994.



JAMES STEWART

The Morristown native was named the Most Outstanding Player as Tennessee took a 45-23 victory over Virginia Tech in the 1994 Gator Bowl. The Vol running back scored three touchdowns as he rushed for 85 yards on 22 attempts and also threw a 19-yard touchdown pass to Kendrick Jones. Stewart was inducted into the Gator Bowl Hall of Fame in 1998.

ORANGE BOWL HALL OF HONOR



GEN. R. R. NEYLAND

Neyland was included in the first Orange Bowl Classic Hall of Honor class in 1969. The legendary coach was instrumental in Tennessee's classic 1939 win over Oklahoma. Neyland also directed the Vols to the 1947 Classic against Rice. He finished his career with a 173-31-12 (.829) record in 21 seasons at Tennessee.



BOB SUFFRIDGE

Suffridge, a three-time All-America lineman, played in UT's 17-0 victory over Oklahoma in the 1939 Orange Bowl. The Vol defense allowed only 94 yards of total offense while the offensive line paved the way for the Vol rushing attack that gained 197 yards. Suffridge was elected to the Orange Bowl Hall of Honor in 1982.



GEORGE CAFEGO

Cafego played in UT's 17-0 victory over Oklahoma in the 1939 Orange Bowl. He set up the Vols' first score with a punt return to the Sooner 27-yard line and a 15-yard rushing gain. The Tennessee offense totaled 260 yards of offense behind the direction of Cafego. He was inducted into the Orange Bowl Hall of Honor in 1984.

CHICK-FIL-A/PEACH BOWL HALL OF FAME



REGGIE WHITE

In UT's 28-22 1982 Peach Bowl loss to Iowa, White logged eight tackles, including one for loss, two sacks and a forced fumble. White holds Tennessee school records for career sacks (32), sacks in a season (15) and sacks in a single game (4 vs. The Citadel in 1983). He was inducted into the Peach Bowl Hall of Fame in 2004.



JOHNNY MAJORS

Majors was named to the Peach Bowl Hall of Fame in 2005 after leading Tennessee to a 27-22 comeback win over Indiana in the January 1988 Peach Bowl. Despite jumping out to a 21-3 lead, the Vols trailed 22-21 late in the fourth quarter before a touchdown run by Reggie Cobb propelled UT to victory.



PHILLIP FULMER

Fulmer coached at UT for 17 years and became one of the winningest head coaches in school history. Under his leadership, the Volunteers went to 15 Bowl games. The Vols appeared in the Chick-fil-A Peach Bowl in back-to-back seasons facing Maryland in 2002 and Clemson in 2003. He was honored by the bowl in 2012.

LEGENDS OF THE SUN BOWL



JOHNNY MAJORS

Majors coached three teams to Sun Bowl berths, including his 1984 Tennessee team. He also led Iowa State to the Sun Bowl in 1971 and Pittsburgh in 1975. He is only one of three coaches to appear in three Sun Bowl games. He was named a Legend of the Sun Bowl in 1995.

GENERAL

STAFF

PLAYERS

REVIEW

HISTORY

HONORS

VOLMANAC

RECORDS



BOWL RECORDS

INDIVIDUAL RECORDS

■ RUSHING

ATTEMPTS

32	Bobby Gordon vs. Texas A&M, 1957 Gator Bowl
29	Johnnie Jones vs. Maryland, 1983 Florida Citrus Bowl
26	Jay Graham vs. Ohio State, 1996 Florida Citrus Bowl
26	Chuck Webb vs. Arkansas, 1990 Cotton Bowl

YARDS

250	Chuck Webb vs. Arkansas, 1990 Cotton Bowl
180	Travis Henry vs. Kansas State, 2001 Cotton Bowl
154	Jay Graham vs. Ohio State, 1996 Florida Citrus Bowl
154	Johnnie Jones vs. Maryland, 1983 Florida Citrus Bowl
151	Tony Thompson vs. Virginia, 1991 Sugar Bowl

YARDS PER ATTEMPT (MIN. 10 ATTEMPTS)

10.7	Joshua Dobbs vs. Nebraska, 2016 Music City Bowl
10.6	Travis Henry vs. Kansas State, 2001 Cotton Bowl
9.6	Chuck Webb vs. Arkansas, 1990 Cotton Bowl
9.4	Chuck Coleman vs. Iowa, 1982 Peach Bowl
9.3	Jeff Powell vs. Miami (Fla.), 1986 Sugar Bowl
8.2	Hank Lauricella vs. Texas, 1951 Cotton Bowl

TOUCHDOWNS

3	Joshua Dobbs vs. Nebraska, 2016 Music City Bowl
3	James Stewart vs. Virginia Tech, 1994 Gator Bowl
2	Many times, last by Joshua Dobbs vs. Northwestern, 2016 Outback Bowl

LONGEST GAIN

81	Travis Henry vs. Kansas State, 2001 Cotton Bowl
78	Chuck Webb vs. Arkansas, 1990 Cotton Bowl
76	Kendrick Jones vs. Virginia Tech, 1994 Gator Bowl
75	Hank Lauricella vs. Texas, 1951 Cotton Bowl
69	Jay Graham vs. Ohio State, 1996 Florida Citrus Bowl

■ PASSING

ATTEMPTS

55	Casey Clausen vs. Clemson, 2004 Peach Bowl
45	Tyler Bray vs. North Carolina, 2010 Music City Bowl
43	Erik Ainge vs. Wisconsin, 2008 Outback Bowl
42	Heath Shuler vs. Penn State, 2007 Outback Bowl
42	Steve Alatorre vs. Wisconsin, 1981 Garden State Bowl

COMPLETIONS

31	Casey Clausen vs. Clemson, 2004 Peach Bowl
27	Tyler Bray vs. North Carolina, 2010 Music City Bowl
27	Peyton Manning vs. Northwestern, 1997 Florida Citrus Bowl
26	Casey Clausen vs. Michigan, 2002 Florida Citrus Bowl
25	Erik Ainge vs. Penn State, 2007 Outback Bowl

CONSECUTIVE COMPLETIONS

13	Jeff Francis vs. Indiana, 1988 Peach Bowl
10	Casey Clausen vs. Michigan, 2002 Florida Citrus Bowl
10	Heath Shuler vs. Boston College, 1993 Hall of Fame Bowl
8	Erik Ainge vs. Penn State, 2007 Outback Bowl
8	Andy Kelly vs. Virginia, 1991 Sugar Bowl
8	Jeff Francis vs. Minnesota, 1986 Liberty Bowl

* NCAA bowl record. # Tied NCAA bowl record.

INTERCEPTIONS

3	Tyler Bray vs. North Carolina, 2010 Music City Bowl
3	Casey Clausen vs. Kansas State, 2001 Cotton Bowl
3	Jimmy Streater vs. Purdue, 1979 Bluebonnet Bowl
3	Jim Maxwell vs. Arkansas, 1971 Liberty Bowl
3	Bobby Scott vs. Texas, 1969 Cotton Bowl
3	Hank Lauricella vs. Maryland, 1952 Sugar Bowl

COMPLETION PERCENTAGE (MIN. 10 ATTEMPTS)

78.3	Heath Shuler vs. Boston College, 1993 Hall of Fame Bowl
76.9	Jeff Francis vs. Indiana, 1988 Peach Bowl
76.5	Casey Clausen vs. Michigan, 2002 Florida Citrus Bowl
76.1	Joshua Dobbs vs. Iowa, 2015 TaxSlayer Bowl
70.9	Jeff Francis vs. Minnesota, 1986 Liberty Bowl
69.6	Alan Cockrell vs. Maryland, 1983 Florida Citrus Bowl

YARDS

408	Peyton Manning vs. Northwestern, 1997 Florida Citrus Bowl
393	Casey Clausen vs. Michigan, 2002 Florida Citrus Bowl
384	Casey Clausen vs. Clemson, 2004 Peach Bowl
365	Erik Ainge vs. Wisconsin, 2008 Outback Bowl
315	Steve Alatorre vs. Wisconsin, 1981 Garden State Bowl

YARDS PER ATTEMPT (MIN. 10 ATTEMPTS)

15.4	Tee Martin vs. Florida State, 1999 Fiesta Bowl
11.6	Casey Clausen vs. Michigan, 2002 Florida Citrus Bowl
10.7	Heath Shuler vs. Boston College, 1993 Hall of Fame Bowl
10.5	Peyton Manning vs. Northwestern, 1997 Florida Citrus Bowl
9.9	Peyton Manning vs. Virginia Tech, 1994 Gator Bowl

TOUCHDOWN PASSES

4	Tyler Bray vs. North Carolina, 2010 Music City Bowl
4	Peyton Manning vs. Northwestern, 1997 Florida Citrus Bowl
3	Rick Clausen vs. Texas A&M, 2005 Cotton Bowl
3	Casey Clausen vs. Michigan, 2002 Florida Citrus Bowl
3	Jeff Francis vs. Minnesota, 1986 Liberty Bowl

LONGEST GAIN

84	Andy Kelly to Anthony Morgan vs. Arkansas, 1990 Cotton Bowl
79	Tee Martin to Peerless Price vs. Florida State, 1999 Fiesta Bowl
76	Tee Martin to Peerless Price vs. Florida State, 1999 Fiesta Bowl
69	Heath Shuler to Mose Phillips vs. Boston College, 1993 Hall of Fame Bowl
67	Peyton Manning to Joey Kent vs. Northwestern, 1997 Citrus Bowl

■ TOTAL OFFENSE

PLAYS (RUSHING+PASSING)

67	Casey Clausen vs. Clemson, 2004 Peach Bowl
53	Alan Cockrell vs. Iowa, 1982 Peach Bowl
53	Steve Alatorre vs. Wisconsin, 1981 Garden State Bowl
50	Tyler Bray vs. North Carolina, 2010 Music City Bowl
49	Joshua Dobbs vs. Nebraska, 2016 Music City Bowl
49	Jimmy Streater vs. Purdue, 1979 Bluebonnet Bowl

YARDS (RUSHING+PASSING)

416	Peyton Manning vs. Northwestern, 1997 Florida Citrus Bowl
409	Joshua Dobbs vs. Nebraska, 2016 Music City Bowl
386	Casey Clausen vs. Clemson, 2004 Peach Bowl
379	Casey Clausen vs. Michigan, 2002 Florida Citrus Bowl
367	Erik Ainge vs. Wisconsin, 2008 Outback Bowl
297	Tee Martin vs. Florida State, 1999 Fiesta Bowl

**YARDS/PLAY (RUSHING+PASSING)****(MIN. 20 ATTEMPTS)**

10.6	Tee Martin vs. Florida State, 1999 Fiesta Bowl
9.6	Chuck Webb vs. Arkansas, 1990 Cotton Bowl
9.5	Heath Shuler vs. Boston College, 1993 Hall of Fame Bowl
9.0	Peyton Manning vs. Northwestern, 1997 Florida Citrus Bowl
8.8	Casey Clausen vs. Michigan, 2002 Florida Citrus Bowl

RECEIVING**RECEPTIONS**

11	Anthony Hancock vs. Wisconsin, 1981 Garden State Bowl
9	Gerald Jones vs. North Carolina, 2010 Music City Bowl
9	Joe Thompson vs. Air Force, 1971 Sugar Bowl
8	Donte' Stallworth vs. Michigan, 2002 Florida Citrus Bowl
8	Donte' Stallworth vs. Nebraska, 2000 Fiesta Bowl
8	Carl Pickens vs. Penn State, 1992 Fiesta Bowl
8	Johnny Mills vs. Syracuse, 1966 Gator Bowl

YARDS

199	Peerless Price vs. Florida State, 1999 Fiesta Bowl
196	Anthony Hancock vs. Wisconsin, 1981 Garden State Bowl
125	Jason Witten vs. Michigan, 2002 Florida Citrus Bowl
125	Joe Thompson vs. Air Force, 1971 Sugar Bowl
122	Joey Kent vs. Northwestern, 1997 Florida Citrus Bowl

YARDS/RECEPTION (MIN. 3 RECEPTIONS)

49.8	Peerless Price vs. Florida State, 1999 Fiesta Bowl
38.7	Anthony Hancock vs. Purdue, 1979 Bluebonnet Bowl
31.3	C.J. Fayton vs. Texas A&M, 2005 Cotton Bowl
29.3	Mose Phillips vs. Boston College, 1993 Hall of Fame Bowl
25.7	Gary Kreis vs. Texas, 1969 Cotton Bowl

TOUCHDOWNS

2	Kelley Washington vs. Michigan, 2002 Florida Citrus Bowl
2	Donte' Stallworth vs. Nebraska, 2000 Fiesta Bowl
2	Joey Kent vs. Northwestern, 1997 Florida Citrus Bowl
2	Cory Fleming vs. Boston College, 1993 Hall of Fame Bowl
2	Joey Clinkscapes vs. Minnesota, 1986 Liberty Bowl

LONGEST GAIN

84	Anthony Morgan from Andy Kelly vs. Arkansas, 1990 Cotton Bowl
79	Peerless Price from Tee Martin vs. Florida State, 1999 Fiesta Bowl
76	Peerless Price from Tee Martin vs. Florida State, 1999 Fiesta Bowl
69	Mose Phillips from Heath Shuler vs. Boston College, 1993 Hall of Fame Bowl
67	Joey Kent from Peyton Manning vs. Northwestern, 1997 Florida Citrus Bowl

PUNTING**PUNTS**

9	Buster Stephens vs. Southern California, 1945 Rose Bowl
8	Chad Cunningham vs. North Carolina, 2010 Music City Bowl
8	David Leaverton vs. Kansas State, 2001 Cotton Bowl
8	Larry Binion vs. Ohio State, 1996 Florida Citrus Bowl
8	Herman Weaver vs. Texas, 1969 Cotton Bowl
8	Walter Slater vs. Rice, 1947 Orange Bowl

AVERAGE (MIN. 3 PUNTS)

52.3	Chris Hogue vs. Nebraska, 1998 Orange Bowl
47.8	Trevor Daniel vs. Northwestern, 2016 Outback Bowl
47.7	Dustin Colquitt vs. Maryland, 2002 Peach Bowl
47.5	Jimmy Colquitt vs. Iowa, 1982 Peach Bowl
47.4	Jimmy Colquitt vs. Wisconsin, 1981 Garden State Bowl

LONGEST PUNT

78	Chris Hogue vs. Nebraska, 1998 Orange Bowl
69	Walter Slater vs. Rice, 1947 Orange Bowl
67	Herman Weaver vs. Texas, 1969 Cotton Bowl
65	Jimmy Colquitt vs. Maryland, 1984 Sun Bowl
65	Hal Littleford vs. Rice, 1947 Orange Bowl

PUNT RETURNS**RETURNS**

6	Dale Carter vs. Penn State, 1992 Fiesta Bowl
4	Six times

YARDS

89	Shawn Summers vs. Virginia Tech, 1994 Gator Bowl
86	Bobby Majors vs. Air Force, 1971 Sugar Bowl
72	Eddie Brown vs. Texas Tech, 1973 Gator Bowl
54	Stanley Morgan vs. Maryland, 1974 Liberty Bowl

AVERAGE (MIN. 3 RETURNS)

29.7	Shawn Summers vs. Virginia Tech, 1994 Gator Bowl
21.5	Bobby Majors vs. Air Force, 1971 Sugar Bowl
18.0	Stanley Morgan vs. Maryland, 1974 Liberty Bowl
12.3	Babe Wood vs. Oklahoma, 1939 Orange Bowl
10.0	Johnny Butler vs. Boston College, 1941 Sugar Bowl

LONGEST RETURN

62	Eddie Brown vs. Texas Tech, 1973 Gator Bowl
57	Bobby Majors vs. Air Force, 1971 Sugar Bowl
49	Shawn Summers vs. Virginia Tech, 1994 Gator Bowl
46	Bobby Gordon vs. Texas A&M, 1957 Gator Bowl
45	Jerry Smith vs. Tulsa, 1965 Bluebonnet Bowl

Note: Deke Brackett returned a punt 75 yards in the 1931 New York Charity Game, which isn't recognized by the NCAA as an official bowl game.

KICKOFF RETURNS**RETURNS**

7	Dale Carter vs. Penn State, 1992 Fiesta Bowl
5	Leonard Scott vs. Kansas State, 2001 Cotton Bowl
5	Terence Cleveland vs. Indiana, 1988 Peach Bowl
4	Many times

YARDS

132	Dale Carter vs. Penn State, 1992 Fiesta Bowl
125	Leonard Scott vs. Kansas State, 2001 Cotton Bowl
121	Willie Gault vs. Wisconsin, 1981 Garden State Bowl
115	Pete Panuska vs. Maryland, 1984 Sun Bowl
114	Terence Cleveland vs. Indiana, 1988 Peach Bowl

AVERAGE (MIN. 2 RETURNS)

57.5	Pete Panuska vs. Maryland, 1984 Sun Bowl
40.3	Willie Gault vs. Wisconsin, 1981 Garden State Bowl
39.0	Charley Fulton vs. Oklahoma, 1968 Orange Bowl
37.5	Stanley Morgan vs. Texas Tech, 1973 Gator Bowl
32.0	Eddie Brown vs. LSU, 1972 Bluebonnet Bowl

LONGEST RETURN

100#	Pete Panuska vs. Maryland, 1984 Sun Bowl
87	Willie Gault vs. Wisconsin, 1981 Garden State Bowl
61	Charley Fulton vs. Oklahoma, 1968 Orange Bowl
49	Stanley Morgan vs. Texas Tech, 1973 Gator Bowl
44	Leonard Scott vs. Kansas State, 2001 Cotton Bowl

■ INTERCEPTIONS

INTERCEPTIONS

2	Dale Carter vs. Virginia, 1991 Sugar Bowl
2	Lee Jenkins vs. Wisconsin, 1981 Garden State Bowl
2	Conrad Graham vs. Air Force, 1971 Sugar Bowl
2	Bill Young vs. Syracuse, 1966 Gator Bowl
2	Glenn Gray vs. Tulsa, 1965 Bluebonnet Bowl

YARDS

100	Evan Berry vs. Northwestern, 2016 Outback Bowl
78	Jabari Greer vs. Kansas State, 2001 Cotton Bowl
68	Chris White vs. Miami (Fla.), 1986 Sugar Bowl
54	Dwayne Goodrich vs. Florida State, 1999 Fiesta Bowl
47	Eddie Brown vs. Arkansas, 1971 Liberty Bowl

LONGEST RETURN

100	Evan Berry vs. Northwestern, 2016 Outback Bowl
78	Jabari Greer vs. Kansas State, 2001 Cotton Bowl
68	Chris White vs. Miami (Fla.), 1986 Sugar Bowl
54	Dwayne Goodrich vs. Florida State, 1999 Fiesta Bowl
47	Eddie Brown vs. Arkansas, 1971 Liberty Bowl
44	Dale Carter vs. Virginia, 1991 Sugar Bowl

■ ALL-PURPOSE

PLAYS (RUSHING+RECEIVING+ALL RETURNS)

35	Bobby Gordon vs. Texas A&M, 1957 Gator Bowl
29	Johnnie Jones vs. Maryland, 1983 Florida Citrus Bowl
28	Jay Graham vs. Ohio State, 1996 Florida Citrus Bowl
26	Chuck Webb vs. Arkansas, 1990 Cotton Bowl
26	Johnny Majors vs. Baylor, 1957 Sugar Bowl

YARDS (RUSHING+RECEIVING+ALL RETURNS)

250	Chuck Webb vs. Arkansas, 1990 Cotton Bowl
242	Peerless Price vs. Florida State, 1999 Fiesta Bowl
205	Anthony Hancock vs. Wisconsin, 1981 Garden State Bowl
191	Travis Henry vs. Kansas State, 2001 Cotton Bowl
190	Donte' Stallworth vs. Michigan, 2002 Florida Citrus Bowl

YARDS/PLAY (RUSHING+RECEIVING+ALL RETURNS) (MIN. 20 PLAYS)

14.6	Donte' Stallworth vs. Michigan, 2002 Florida Citrus Bowl
13.9	Dale Carter vs. Penn State, 1992 Fiesta Bowl
13.7	Anthony Hancock vs. Wisconsin, 1981 Garden State Bowl
10.6	Travis Henry vs. Kansas State, 2001 Cotton Bowl
9.7	Jeff Powell vs. Miami (Fla.), 1986 Sugar Bowl

■ SCORING

POINTS

18	Joshua Dobbs vs. Nebraska, 2016 Music City Bowl
18	James Stewart vs. Virginia Tech, 1994 Gator Bowl
12	Many times, last Joshua Dobbs vs. Northwestern, 2016 Outback Bowl

POINTS BY KICKING

12	Jeff Hall vs. Northwestern, 1997 Florida Citrus Bowl
10	George Hunt vs. Air Force, 1971 Sugar Bowl
9	Aaron Medley vs. Northwestern, 2016 Outback Bowl
9	Aaron Medley vs. Iowa, 2015, TaxSlayer Bowl
9	Alex Walls vs. Michigan, 2002 Florida Citrus Bowl
9	John Becksvoort vs. Virginia Tech, 1994 Gator Bowl

TOUCHDOWNS

3	Joshua Dobbs vs. Nebraska, 2016 Music City Bowl
3	James Stewart vs. Virginia Tech, 1994 Gator Bowl
2	Many times, last Joshua Dobbs vs. Northwestern, 2016 Outback Bowl

TDS RESPONSIBLE FOR (RUSHED AND PASSED)

5	Casey Clausen vs. Michigan, 2002 Florida Citrus Bowl
5	Peyton Manning vs. Northwestern, 1997 Florida Citrus Bowl
4	Joshua Dobbs vs. Nebraska, 2016 Music City Bowl
4	Tyler Bray vs. North Carolina, 2010 Music City Bowl
4	James Stewart vs. Virginia Tech, 1994 Gator Bowl
4	Heath Shuler vs. Boston College, 1993 Hall of Fame Bowl

POINT-AFTER TDS ATTEMPTED

6	Aaron Medley vs. Northwestern, 2016 Outback Bowl
6	Aaron Medley vs. Iowa, 2015, TaxSlayer Bowl
6	Alex Walls vs. Michigan, 2002 Florida Citrus Bowl
6	Jeff Hall vs. Northwestern, 1997 Florida Citrus Bowl
6	John Becksvoort vs. Virginia Tech, 1994 Gator Bowl
5	Aaron Medley vs. Nebraska, 2016 Music City Bowl
5	James Wilhoit vs. Texas A&M, 2005 Cotton Bowl
5	Carlos Reveiz vs. Miami (Fla.), 1986 Sugar Bowl

POINT-AFTER TDS MADE

6	Aaron Medley vs. Northwestern, 2016 Outback Bowl
6	Aaron Medley vs. Iowa, 2015, TaxSlayer Bowl
6	Alex Walls vs. Michigan, 2002 Florida Citrus Bowl
6	Jeff Hall vs. Northwestern, 1997 Florida Citrus Bowl
6	John Becksvoort vs. Virginia Tech, 1994 Gator Bowl
5	Aaron Medley vs. Nebraska, 2016 Music City Bowl
5	James Wilhoit vs. Texas A&M, 2005 Cotton Bowl
5	Carlos Reveiz vs. Miami (Fla.), 1986 Sugar Bowl

FIELD GOALS ATTEMPTED

5	George Hunt vs. Air Force, 1971 Sugar Bowl
4	Fuad Reveiz vs. Wisconsin, 1981 Garden State Bowl
4	Ricky Townsend vs. Texas Tech, 1973 Gator Bowl
3	Phil Reich vs. Indiana, 1988 Peach Bowl
3	George Hunt vs. Florida, 1969 Gator Bowl
3	Karl Kremser vs. Oklahoma, 1968 Orange Bowl

FIELD GOALS MADE

2	Jeff Hall vs. Northwestern, 1997 Florida Citrus Bowl
2	Jeff Hall vs. Ohio State, 1996 Florida Citrus Bowl
2	John Becksvoort vs. Penn State, 1994 Florida Citrus Bowl
2	Fuad Reveiz vs. Maryland, 1984 Sun Bowl
2	Fuad Reveiz vs. Wisconsin, 1981 Garden State Bowl
2	Ricky Townsend vs. Texas Tech, 1973 Gator Bowl
2	George Hunt vs. Air Force, 1971 Sugar Bowl
2	George Hunt vs. Florida, 1969 Gator Bowl
2	Gary Wright vs. Syracuse, 1966 Gator Bowl

LONGEST MADE FIELD GOAL

52	Fuad Reveiz vs. Maryland, 1984 Sun Bowl
50	John Becksvoort vs. Penn State, 1994 Florida Citrus Bowl
46	Aaron Medley vs. Nebraska, 2016 Music City Bowl
46	John Becksvoort vs. Penn State, 1994 Florida Citrus Bowl
44	James Wilhoit vs. Penn State, 2007 Outback Bowl
44	Jeff Hall vs. Nebraska, 1998 Orange Bowl
44	Fuad Reveiz vs. Wisconsin, 1981 Garden State Bowl

■ TACKLES

TACKLES

20	Carl Zander vs. Maryland, 1984 Sun Bowl
16	Reggie McKenzie vs. Maryland, 1984 Sun Bowl
15	Jack Reynolds vs. Texas, 1969 Cotton Bowl
14	Nick Reveiz vs. North Carolina, 2010 Music City Bowl
14	Dale Jones vs. Maryland, 1983 Florida Citrus Bowl
14	Carl Zander vs. Wisconsin, 1981 Garden State Bowl
14	Ray Nettles vs. Arkansas, 1971 Liberty Bowl



TACKLES FOR LOSS

4	Corey Terry vs. Northwestern, 1997 Florida Citrus Bowl
4	Reggie McKenzie vs. Maryland, 1984 Sun Bowl
3	Albert Haynesworth vs. Michigan, 2002 Florida Citrus Bowl
3	Eric Westmoreland vs. Florida State, 1999 Fiesta Bowl
3	Joe Cofer vs. Iowa, 1982 Peach Bowl

SACKS

4.5	Reggie McKenzie vs. Maryland, 1984 Sun Bowl
2	Dale Jones vs. Miami (Fla.), 1986 Sugar Bowl
2	Mark Hovanic vs. Miami (Fla.), 1986 Sugar Bowl
2	Reggie White vs. Iowa, 1982 Peach Bowl
2	Carl Johnson vs. LSU, 1972 Bluebonnet Bowl

PASSES BROKEN UP

4	Darryl Hardy vs. Virginia, 1991 Sugar Bowl
4	Dale Carter vs. Virginia, 1991 Sugar Bowl
4	Andre Creamer vs. Miami (Fla.), 1986 Sugar Bowl
4	Conrad Graham vs. LSU, 1972 Bluebonnet Bowl

TEAM RECORDS

■ RUSHING

ATTEMPTS

55	Tennessee vs. Texas, 1951 Cotton Bowl
54	Tennessee vs. Texas A&M, 2005 Cotton Bowl
54	Tennessee vs. Maryland, 1974 Liberty Bowl
54	Tennessee vs. Texas A&M, 1957 Gator Bowl

FEWEST ATTEMPTS

21	Tennessee vs. Nebraska, 1998 Orange Bowl
23	Tennessee vs. Penn State, 2007 Outback Bowl
24	Tennessee vs. Kansas State, 2001 Cotton Bowl

YARDS

320	Tennessee vs. Arkansas, 1990 Cotton Bowl
295	Tennessee vs. Texas, 1951 Cotton Bowl
283	Tennessee vs. Iowa, 2015, TaxSlayer Bowl
245	Tennessee vs. Virginia Tech, 1994 Gator Bowl

FEWEST YARDS

-14	Tennessee vs. Texas, 1953 Cotton Bowl
38	Tennessee vs. Tennessee, 2004 Peach Bowl
44	Tennessee vs. Nebraska, 2000 Fiesta Bowl

YARDS PER ATTEMPT

8.4	Tennessee vs. Arkansas, 1990 Cotton Bowl
7.4	Tennessee vs. Kansas State, 2001 Cotton Bowl
6.4	Tennessee vs. Texas, 1951 Cotton Bowl

FEWEST YARDS PER ATTEMPT

-0.5	Tennessee vs. Texas, 1953 Cotton Bowl
0.2	Tennessee vs. Virginia Tech, 2009 Chick-fil-A Bowl
1.5	Tennessee vs. Clemson, 2004 Peach Bowl

TOUCHDOWNS

5	Tennessee vs. Northwestern, 2016 Outback Bowl
4	Tennessee vs. Nebraska, 2016 Music City Bowl
4	Tennessee vs. Iowa, 2015 TaxSlayer Bowl
4	Tennessee vs. Virginia Tech, 1994 Gator Bowl
3	Tennessee vs. Michigan, 2002 Florida Citrus Bowl
3	Tennessee vs. Miami (Fla.), 1986 Sugar Bowl
3	Tennessee vs. Maryland, 1983 Florida Citrus Bowl
3	Tennessee vs. Tulsa, 1965 Bluebonnet Bowl

■ PASSING

ATTEMPTS

56	Tennessee vs. Clemson, 2004 Peach Bowl
46	Tennessee vs. Air Force, 1971 Sugar Bowl
45	Tennessee vs. North Carolina, 2010 Music City Bowl

FEWEST ATTEMPTS

6	Tennessee vs. Texas A&M, 1957 Gator Bowl
6	Tennessee vs. Texas, 1953 Sugar Bowl
7	Tennessee vs. Tulsa, 1965 Bluebonnet Bowl

COMPLETIONS

31	Tennessee vs. Clemson, 2004 Peach Bowl
27	Tennessee vs. North Carolina, 2010 Music City Bowl
27	Tennessee vs. Michigan, 2002 Florida Citrus Bowl
27	Tennessee vs. Northwestern, 1997 Florida Citrus Bowl

FEWEST COMPLETIONS

1	Tennessee vs. Baylor, 1957 Sugar Bowl
3	Four times

INTERCEPTIONS

4	Tennessee vs. Baylor, 1957 Sugar Bowl
4	Tennessee vs. Maryland, 1952 Sugar Bowl
4	Tennessee vs. Rice, 1947 Orange Bowl

COMPLETION PERCENTAGE

77.8	Tennessee vs. Indiana, 1988 Peach Bowl
77.2	Tennessee vs. Iowa, 2015, TaxSlayer Bowl
77.1	Tennessee vs. Michigan, 2002 Florida Citrus Bowl
73.1	Tennessee vs. Boston College, 1993 Hall of Fame Bowl

LOWEST COMPLETION PERCENTAGE

10.0	Tennessee vs. Baylor, 1957 Sugar Bowl
21.1	Tennessee vs. Rice, 1947 Orange Bowl
21.4	Tennessee vs. Southern California, 1945 Rose Bowl

YARDS

408	Tennessee vs. Northwestern, 1997 Florida Citrus Bowl
406	Tennessee vs. Michigan, 2002 Florida Citrus Bowl
384	Tennessee vs. Clemson, 2004 Peach Bowl

FEWEST YARDS

16	Tennessee vs. Baylor, 1957 Sugar Bowl
17	Tennessee vs. Southern California, 1945 Rose Bowl
32	Tennessee vs. Rice, 1947 Orange Bowl

YARDS PER ATTEMPT

14.6	Tennessee vs. Florida State, 1999 Fiesta Bowl
11.6	Tennessee vs. Michigan, 2002 Florida Citrus Bowl
11.3	Tennessee vs. Boston College, 1993 Hall of Fame Bowl

FEWEST YARDS PER ATTEMPT

1.2	Tennessee vs. Southern California, 1945 Rose Bowl
1.6	Tennessee vs. Baylor, 1957 Sugar Bowl
1.7	Tennessee vs. Rice, 1947 Orange Bowl

TOUCHDOWNS

4	Tennessee vs. North Carolina, 2010 Music City Bowl
4	Tennessee vs. Northwestern, 1997 Florida Citrus Bowl
3	Tennessee vs. Texas A&M, 2005 Cotton Bowl
3	Tennessee vs. Michigan, 2002 Florida Citrus Bowl
3	Tennessee vs. Boston College, 1993 Hall of Fame Bowl
3	Tennessee vs. Minnesota, 1986 Liberty Bowl

■ TOTAL OFFENSE

PLAYS (RUSHING+PASSING)

88	Tennessee vs. Penn State, 1992 Fiesta Bowl
88	Tennessee vs. Air Force, 1971 Sugar Bowl
85	Tennessee vs. Texas A&M, 2005 Cotton Bowl
85	Tennessee vs. Wisconsin, 1981 Garden State Bowl

FEWEST PLAYS (RUSHING+PASSING)

35*	Tennessee vs. Texas, 1953 Cotton Bowl
40	Tennessee vs. Southern California, 1940 Rose Bowl
49	Tennessee vs. Kansas State, 2001 Cotton Bowl
49	Tennessee vs. Baylor, 1957 Sugar Bowl

YARDS (RUSHING+PASSING)

523	Tennessee vs. Northwestern, 1997 Florida Citrus Bowl
521	Tennessee vs. Nebraska, 2016 Music City Bowl
503	Tennessee vs. Michigan, 2002 Florida Citrus Bowl
495	Tennessee vs. Virginia Tech, 1994 Gator Bowl

FEWEST YARDS (RUSHING+PASSING)

32	Tennessee vs. Texas, 1953 Cotton Bowl
137	Tennessee vs. Rice, 1947 Orange Bowl
141	Tennessee vs. Southern California, 1940 Rose Bowl

YARDS/PLAY (RUSHING+PASSING)

7.7	Tennessee vs. Arkansas, 1990 Cotton Bowl
7.4	Tennessee vs. Northwestern, 1997 Florida Citrus Bowl
7.0	Tennessee vs. Michigan, 2002 Florida Citrus Bowl

FEWEST YARDS/PLAY (RUSHING+PASSING)

0.9*	Tennessee vs. Texas, 1953 Cotton Bowl
2.9	Tennessee vs. Maryland, 1952 Sugar Bowl
3.2	Tennessee vs. Texas A&M, 1957 Gator Bowl

■ PUNTING

PUNTS

15	Tennessee vs. Rice, 1947 Orange Bowl
13	Tennessee vs. Southern California, 1945 Rose Bowl
11	Tennessee vs. Southern California, 1940 Rose Bowl

FEWEST PUNTS

1	Tennessee vs. Maryland, 1983 Florida Citrus Bowl
2	Tennessee vs. Florida, 1969 Gator Bowl
2	Tennessee vs. Oklahoma, 1968 Orange Bowl

AVERAGE

52.3	Tennessee vs. Nebraska, 1998 Orange Bowl
47.8	Tennessee vs. Northwestern, 2016 Outback Bowl
47.7	Tennessee vs. Maryland, 2002 Peach Bowl
47.4	Tennessee vs. Wisconsin, 1981 Garden State Bowl

LOWEST AVERAGE

15.0	Tennessee vs. Florida, 1969 Gator Bowl
29.2	Tennessee vs. Kansas State, 2001 Cotton Bowl
31.4	Tennessee vs. Air Force, 1971 Sugar Bowl

■ PUNT RETURNS

RETURNS

6	Tennessee vs. Penn State, 1992 Fiesta Bowl
6	Tennessee vs. Air Force, 1971 Sugar Bowl
6	Tennessee vs. Oklahoma, 1939 Orange Bowl

YARDS

89	Tennessee vs. Virginia Tech, 1994 Gator Bowl
----	--

86	Tennessee vs. Air Force, 1971 Sugar Bowl
75	Tennessee vs. Oklahoma, 1939 Orange Bowl

AVERAGE (MIN. 3 RETURNS)

29.7	Tennessee vs. Virginia Tech, 1994 Gator Bowl
14.3	Tennessee vs. Air Force, 1971 Sugar Bowl
13.5	Tennessee vs. Maryland, 1974 Liberty Bowl

■ KICKOFF RETURNS

RETURNS

7	Tennessee vs. Penn State, 1992 Fiesta Bowl
6	Tennessee vs. Penn State, 1994 Florida Citrus Bowl
6	Tennessee vs. Virginia, 1991 Sugar Bowl

YARDS

170	Tennessee vs. Maryland, 1984 Sun Bowl
134	Tennessee vs. Virginia Tech, 2009 Chick-fil-A Bowl
132	Tennessee vs. Penn State, 1992 Fiesta Bowl

AVERAGE (MIN. 3 RETURNS)

42.5*	Tennessee vs. Maryland, 1984 Sun Bowl
32.0	Tennessee vs. Wisconsin, 1981 Garden State Bowl
29.5	Tennessee vs. Oklahoma, 1968 Orange Bowl

■ INTERCEPTIONS

INTERCEPTIONS

4	Tennessee vs. Northwestern, 2016 Outback Bowl
4	Tennessee vs. Northwestern, 1997 Florida Citrus Bowl
4	Tennessee vs. Miami (Fla.), 1986 Sugar Bowl
4	Tennessee vs. Air Force, 1971 Sugar Bowl
4	Tennessee vs. Tulsa, 1965 Bluebonnet Bowl

YARDS

120	Tennessee vs. Northwestern, 2016 Outback Bowl
104	Tennessee vs. Arkansas, 1971 Liberty Bowl
89	Tennessee vs. Miami (Fla.), 1986 Sugar Bowl
78	Tennessee vs. Kansas State, 2001 Cotton Bowl

■ TURNOVERS

TURNOVERS LOST

6	Tennessee vs. Maryland, 1952 Sugar Bowl
5	Four times

■ FUMBLES

FUMBLES

7	Tennessee vs. Air Force, 1971 Sugar Bowl
6	Tennessee vs. Texas A&M, 1957 Gator Bowl
5	Three times

FUMBLES LOST

3	Tennessee vs. Penn State, 1992 Fiesta Bowl
3	Tennessee vs. Air Force, 1971 Sugar Bowl
3	Tennessee vs. Texas, 1953 Cotton Bowl

■ PENALTIES

PENALTIES

16	Tennessee vs. Oklahoma, 1939 Orange Bowl
13	Tennessee vs. Northwestern, 1997 Florida Citrus Bowl
11	Tennessee vs. Miami (Fla.), 1986 Sugar Bowl

FEWEST PENALTIES

1	Tennessee vs. Maryland, 1983 Florida Citrus Bowl
1	Tennessee vs. Texas Tech, 1973 Gator Bowl
2	Tennessee vs. Maryland, 1952 Sugar Bowl
2	Tennessee vs. Southern California, 1940 Rose Bowl

**YARDS**

130	Tennessee vs. Oklahoma, 1939 Orange Bowl
125	Tennessee vs. Miami (Fla.), 1986 Sugar Bowl
119	Tennessee vs. Clemson, 2004 Peach Bowl

FEWEST YARDS

3	Tennessee vs. Texas Tech, 1973 Gator Bowl
5	Tennessee vs. Maryland, 1983 Florida Citrus Bowl
17	Tennessee vs. Texas, 1969 Cotton Bowl

■ FIRST DOWNS**FIRST DOWNS**

32	Tennessee vs. Texas A&M, 2005 Cotton Bowl
29	Tennessee vs. Northwestern, 1997 Florida Citrus Bowl
28	Tennessee vs. Clemson, 2004 Peach Bowl
28	Tennessee vs. Virginia, 1991 Sugar Bowl

FEWEST FIRST DOWNS

5	Tennessee vs. Rice, 1947 Orange Bowl
6	Tennessee vs. Texas, 1953 Cotton Bowl
8	Tennessee vs. Southern California, 1945 Rose Bowl

FIRST DOWNS (RUSHING)

17	Tennessee vs. Texas A&M, 2005 Cotton Bowl
15	Tennessee vs. Iowa, 2015, TaxSlayer Bowl
15	Tennessee vs. Indiana, 1988 Peach Bowl
15	Tennessee vs. Texas, 1951 Cotton Bowl

FIRST DOWNS (PASSING)

23	Tennessee vs. Northwestern, 1997 Florida Citrus Bowl
20	Tennessee vs. Clemson, 2004 Peach Bowl
18	Tennessee vs. Michigan, 2002 Florida Citrus Bowl

FIRST DOWNS (PENALTY)

5	Tennessee vs. Texas A&M, 2005 Cotton Bowl
4	Tennessee vs. Florida State, 1999 Fiesta Bowl
3	Tennessee vs. North Carolina, 2010 Music City Bowl
3	Tennessee vs. Arkansas, 1971 Liberty Bowl

■ SCORING**POINTS**

48	Tennessee vs. Northwestern (28), 1997 Florida Citrus Bowl
45	Tennessee vs. Northwestern (6), 2016 Outback Bowl
45	Tennessee vs. Iowa (28), 2015 TaxSlayer Bowl
45	Tennessee vs. Michigan (17), 2002 Florida Citrus Bowl
45	Tennessee vs. Virginia Tech (23), 1994 Gator Bowl

FEWEST POINTS

0	Tennessee vs. Texas (16), 1953 Cotton Bowl
0	Tennessee vs. Rice (8), 1947 Orange Bowl
0	Tennessee vs. Southern California (25), 1945 Rose Bowl
0	Tennessee vs. Southern California (14), 1940 Rose Bowl

POINTS (QUARTER)

24	Tennessee vs. Air Force, 1971 Sugar Bowl
21	Tennessee vs. Nebraska, 2016 Music City Bowl
21	Tennessee vs. Northwestern, 2016 Outback Bowl
21	Tennessee vs. Iowa, 2015, TaxSlayer Bowl
21	Tennessee vs. Northwestern, 1997 Florida Citrus Bowl
21	Tennessee vs. Virginia Tech, 1994 Gator Bowl

POINTS (HALF)

35	Tennessee vs. Iowa, 2015, TaxSlayer Bowl
35	Tennessee vs. Virginia Tech, 1994 Gator Bowl
31	Tennessee vs. Northwestern, 1997 Florida Citrus Bowl

28	Tennessee vs. Texas A&M, 2005 Cotton Bowl
----	---

TOUCHDOWNS

6	Tennessee vs. Northwestern, 2016 Outback Bowl
6	Tennessee vs. Iowa, 2015, TaxSlayer Bowl
6	Tennessee vs. Michigan, 2002 Florida Citrus Bowl
6	Tennessee vs. Northwestern, 1997 Florida Citrus Bowl
6	Tennessee vs. Virginia Tech, 1994 Gator Bowl

FIELD GOALS ATTEMPTED

5	Tennessee vs. Air Force, 1971 Sugar Bowl
4	Tennessee vs. Wisconsin, 1981 Garden State Bowl
4	Tennessee vs. Texas Tech, 1973 Gator Bowl

FIELD GOALS MADE

2	Nine times, most recent: Tennessee vs. Northwestern, 1997 Florida Citrus Bowl
---	--

MARGIN OF VICTORY

39	Tennessee (45) vs. Northwestern (6), 2016 Outback Bowl
31	Tennessee (38) vs. Texas A&M (7), 2005 Cotton Bowl
28	Tennessee (45) vs. Michigan (17), 2002 Florida Citrus Bowl
28	Tennessee (35) vs. Miami (Fla.) (7), 1986 Sugar Bowl

MARGIN OF DEFEAT

27	Tennessee (3) vs. Maryland (30), 2002 Peach Bowl
25	Tennessee (17) vs. Nebraska (42), 1998 Orange Bowl
25	Tennessee (17) vs. Penn State (42), 1992 Fiesta Bowl
25	Tennessee (0) vs. Southern California (25), 1945 Rose Bowl

LARGEST MARGIN OVERCOME TO WIN

16	Tennessee vs. Virginia, 1991 Sugar Bowl
7	Tennessee vs. Ohio State, 1996 Florida Citrus Bowl
7	Tennessee vs. Miami (Fla.), 1986 Sugar Bowl
7	Tennessee vs. Texas, 1951 Cotton Bowl
7	Tennessee vs. Tulsa, 1943 Sugar Bowl

LARGEST LEAD RELINQUISHED IN LOSS

21	Tennessee vs. Maryland, 1984 Sun Bowl
10	Tennessee vs. Penn State, 1994 Florida Citrus Bowl
10	Tennessee vs. Penn State, 1992 Fiesta Bowl

OPPONENT INDIVIDUAL RECORDS**■ RUSHING****ATTEMPTS**

31	Tony Hunt, Penn State, 2007 Outback Bowl
29	Ahman Green, Nebraska, 1998 Orange Bowl
29	Floyd Little, Syracuse, 1966 Gator Bowl

YARDS

216	Floyd Little, Syracuse, 1966 Gator Bowl
206	Ahman Green, Nebraska, 1998 Orange Bowl
160	Shaun Draughn, North Carolina, 2010 Music City Bowl
158	Tony Hunt, Penn State, 2007 Outback Bowl

YARDS/ATTEMPT (MIN. 10 ATTEMPTS)

10.0	Jordan Canzeri, Iowa, 2015 TaxSlayer Bowl
9.7	Don Burnside, Southern California, 1945 Rose Bowl
8.9	Tommy Neal, Maryland, 1984 Sun Bowl
8.7	Chad Jasmin, Clemson, 2004 Peach Bowl

TOUCHDOWNS

3	Scott Frost, Nebraska, 1998 Orange Bowl
2	Many times, last Mark Weisman, Iowa, 2015 TaxSlayer Bowl

LONGEST GAIN

70	James Mosley, Texas Tech, 1973 Gator Bowl
58	Shaun Draughn, North Carolina, 2010 Music City Bowl
57	Tommy Neal, Maryland, 1984 Sun Bowl
54	Terrence Thomas, Texas A&M, 2005 Cotton Bowl
54	Floyd Little, Syracuse, 1966 Gator Bowl
54	Delbert Shofner, Baylor, 1957 Gator Bowl

■ PASSING

ATTEMPTS

47	Bill Anderson, Tulsa, 1965 Bluebonnet Bowl
46	Glenn Foley, Boston College, 1993 Hall of Fame Bowl
46	Bob Parker, Air Force, 1971 Sugar Bowl

COMPLETIONS

25	Steve Schnur, Northwestern, 1997 Florida Citrus Bowl
23	T.J. Yates, North Carolina, 2010 Music City Bowl
23	Reggie McNeal, Texas A&M, 2005 Cotton Bowl
23	Glenn Foley, Boston College, 1993 Hall of Fame Bowl
23	Bob Parker, Air Force, 1971 Sugar Bowl
23	Bill Anderson, Tulsa, 1965 Bluebonnet Bowl

CONSECUTIVE COMPLETIONS

9	Glenn Dobbs, Tulsa, 1943 Sugar Bowl
---	-------------------------------------

INTERCEPTIONS

4	Bob Parker, Air Force, 1971 Sugar Bowl
4	Bill Anderson, Tulsa, 1965 Bluebonnet Bowl
3	Four times

COMPLETION PERCENTAGE (MIN. 10 ATTEMPTS)

75.0	Scott Frost, Nebraska, 1998 Orange Bowl
73.1	Chuck Long, Iowa, 1982 Peach Bowl
72.7	Joe Barnes, Texas Tech, 1973 Gator Bowl

YARDS

304	Chuck Long, Iowa, 1982 Peach Bowl
303	Mark Herrmann, Purdue, 1979 Bluebonnet Bowl
268	Glenn Foley, Boston College, 1993 Hall of Fame Bowl

YARDS/ATTEMPT (MIN. 10 ATTEMPTS)

15.4	James Street, Texas, 1969 Cotton Bowl
14.0	Joe Barnes, Texas Tech, 1973 Gator Bowl
12.3	Tyrod Taylor, Virginia Tech, 2009 Chick-fil-A Bowl

TOUCHDOWNS

4	Tony Sacca, Penn State, 1992 Fiesta Bowl
3	Chuck Long, Iowa, 1982 Peach Bowl
3	Mark Herrmann, Purdue, 1979 Bluebonnet Bowl

LONGEST GAIN

79	Joe Barnes to Lawrence Williams, Texas Tech, 1973 Gator Bowl
79	James Street to Cotton Speyrer, Texas, 1969 Cotton Bowl
67	Quinn Grovey to Billy Winston, Arkansas, 1990 Cotton Bowl

■ TOTAL OFFENSE

PLAYS (RUSHING+PASSING)

52	Steve Schnur, Northwestern, 1997 Florida Citrus Bowl
52	Glenn Foley, Boston College, 1993 Hall of Fame Bowl
52	Bob Parker, Air Force, 1971 Sugar Bowl
52	Bill Anderson, Tulsa, 1965 Bluebonnet Bowl

YARDS (RUSHING+PASSING)

308	Jon Beasley, Kansas State, 2001 Cotton Bowl
306	Chuck Long, Iowa, 1982 Peach Bowl
265	Mark Herrmann, Purdue, 1979 Bluebonnet Bowl

YARDS/PLAY (RUSHING+PASSING) (MIN. 20 ATTEMPTS)

9.5	James Street, Texas, 1969 Cotton Bowl
9.4	Jordan Canzeri, Iowa, 2015 TaxSlayer Bowl
8.4	Joe Barnes, Texas Tech, 1973 Gator Bowl
8.0	Chuck Long, Iowa, 1982 Peach Bowl

■ RECEIVING

RECEPTIONS

10	Brian Musso, Northwestern, 1997 Florida Citrus Bowl
10	D'Wayne Bates, Northwestern, 1997 Florida Citrus Bowl
10	Paul Bassa, Air Force, 1971 Sugar Bowl

YARDS

168	Dave Moritz, Iowa, 1982 Peach Bowl
161	Cotton Speyrer, Texas, 1969 Cotton Bowl
150	Ernie Jones, Indiana, 1988 Peach Bowl

YARDS/RECEPTION (MIN. 3 RECEPTIONS)

32.2	Cotton Speyrer, Texas, 1969 Cotton Bowl
31.3	Lawrence Williams, Texas Tech, 1973 Gator Bowl
24.7	Thad McFadden, Wisconsin, 1981 Garden State Bowl

TOUCHDOWNS

2	Brandon Reilly, Nebraska, 2016 Music City Bowl
2	Quincy Morgan, Kansas State, 2001 Cotton Bowl
2	Pete Mitchell, Boston College, 1993 Hall of Fame Bowl
2	Ronnie Harmon, Iowa, 1982 Peach Bowl
2	Dave Young, Purdue, 1979 Bluebonnet Bowl
2	Cotton Speyrer, Texas, 1969 Cotton Bowl

LONGEST GAIN

79	Lawrence Williams from Joe Barnes, Texas Tech, 1973 Gator Bowl
79	Cotton Speyrer from James Street, Texas, 1969 Cotton Bowl
67	Billy Winston from Quinn Grovey, Arkansas, 1990 Cotton Bowl

■ PUNTING

PUNTS

13	Hugh Keeney, Rice, 1947 Orange Bowl
13	Hugh McCullough, Oklahoma, 1939 Orange Bowl
9	Keith Cottrell, Florida State, 1999 Fiesta Bowl
9	Doug Helkowsky, Penn State, 1992 Fiesta Bowl

AVERAGE (MIN. 3 PUNTS)

50.3	Brooks Bernard, Maryland, 2002 Peach Bowl
48.1	Brent Bartholomew, Ohio State, 1996 Florida Citrus Bowl
47.9	Doug Helkowsky, Penn State, 1992 Fiesta Bowl

LONGEST PUNT

78	Glenn Dobbs, Tulsa, 1943 Sugar Bowl
74	Bill Bradley, Texas, 1969 Cotton Bowl
70	Hugh McCullough, Oklahoma, 1939 Orange Bowl

■ PUNT RETURNS

RETURNS

6	Dimitrios Stanley, Ohio State, 1996 Florida Citrus Bowl
4	Five times

**YARDS**

95	Steve Suter, Maryland, 2002 Peach Bowl
71	O.J. McDuffie, Penn State, 1992 Fiesta Bowl
69	Bobby Newcombe, Nebraska, 2000 Fiesta Bowl

AVERAGE (MIN. 3 RETURNS)

23.8	Steve Suter, Maryland, 2002 Peach Bowl
23.0	Bobby Newcombe, Nebraska, 2000 Fiesta Bowl
21.6	Derrick Hamilton, Clemson, 2004 Peach Bowl

LONGEST RETURN

79	Steve Suter, Maryland, 2002 Peach Bowl
63	Bob Smith, Maryland, 1974 Liberty Bowl
60	Bobby Newcombe, Nebraska, 2000 Fiesta Bowl

■ KICKOFF RETURNS**RETURNS**

8*	Todd Howard, Michigan, 2002 Florida Citrus Bowl
6	Dave Beazley, Northwestern, 1997 Florida Citrus Bowl
5	J.C. Penny, Miami (Fla.), 1986 Sugar Bowl
5	Tommy Neal, Maryland, 1983 Florida Citrus Bowl

YARDS

181	Tommy Neal, Maryland, 1983 Florida Citrus Bowl
137	Dave Beazley, Northwestern, 1997 Florida Citrus Bowl
125	Todd Howard, Michigan, 2002 Florida Citrus Bowl

AVERAGE (MIN. 2 RETURNS)

36.2	Tommy Neal, Maryland, 1983 Florida Citrus Bowl
32.0	Thad McFadden, Wisconsin, 1981 Garden State Bowl
30.7	David Gilreath, Wisconsin, 2008 Outback Bowl

LONGEST RETURN

80	Tommy Neal, Maryland, 1983 Florida Citrus Bowl
60	David Gilreath, Wisconsin, 2008 Outback Bowl
52	Bobby Peters, Baylor, 1957 Sugar Bowl

■ INTERCEPTIONS**INTERCEPTIONS**

3	Louis Campbell, Arkansas, 1971 Liberty Bowl
2	Reggie Givens, Penn State, 1992 Fiesta Bowl
2	Marcus McKinnie, Purdue, 1979 Bluebonnet Bowl
2	Tom Campbell, Texas, 1969 Cotton Bowl
2	Arthur Beall, Baylor, 1957 Sugar Bowl
2	Ed Fullerton, Maryland, 1952 Sugar Bowl

YARDS

54	Curome Cox, Maryland, 2002 Peach Bowl
49	Ed Fullerton, Maryland, 1952 Sugar Bowl
47	Rock Cartwright, Kansas State, 2001 Cotton Bowl

LONGEST RETURN

54	Curome Cox, Maryland, 2002 Peach Bowl
47	Rock Cartwright, Kansas State, 2001 Cotton Bowl
46	Ed Fullerton, Maryland, 1952 Sugar Bowl

■ ALL-PURPOSE**PLAYS (RUSHING+RECEIVING+ALL RETURNS)**

36	Floyd Little, Syracuse, 1966 Gator Bowl
32	Tony Hunt, Penn State, 2007 Outback Bowl
32	Ahman Green, Nebraska, 1998 Orange Bowl

YARDS (RUSHING+RECEIVING+ALL RETURNS)

279	Floyd Little, Syracuse, 1966 Gator Bowl
-----	---

246	Ernie Jones, Indiana, 1988 Peach Bowl
237	Ahman Green, Nebraska, 1998 Orange Bowl

YARDS/PLAY (RUSHING+RECEIVING+ALL RETURNS) (MIN. 10 PLAYS)

22.4	Ernie Jones, Indiana, 1988 Peach Bowl
20.3	Thad McFadden, Wisconsin, 1981 Garden State Bowl
16.7	Bobby Engram, Penn State, 1994 Florida Citrus Bowl

■ SCORING**POINTS**

18	Scott Frost, Nebraska, 1998 Orange Bowl
14	Barry Foster, Arkansas, 1990 Cotton Bowl
14	Cotton Speyrer, Texas, 1969 Cotton Bowl

POINTS BY KICKING

15	Jess Atkinson, Maryland, 1983 Florida Citrus Bowl
12	Casey Barth, North Carolina, 2010 Music City Bowl
12	Nick Novak, Maryland, 2002 Peach Bowl
10	Jake McInerney, Virginia, 1991 Sugar Bowl

TOUCHDOWNS

3	Scott Frost, Nebraska, 1998 Orange Bowl
2	Many times, last Brandon Reilly, Nebraska, 2016 Music City Bowl

POINT-AFTER TDS ATTEMPTED

6	Kris Brown, Nebraska, 1998 Orange Bowl
6	Craig Fayak, Penn State, 1992 Fiesta Bowl
5	Jamie Rheem, Kansas State, 2001 Cotton Bowl

POINT-AFTER TDS MADE

6	Kris Brown, Nebraska, 1998 Orange Bowl
6	Craig Fayak, Penn State, 1992 Fiesta Bowl
5	Jamie Rheem, Kansas State, 2001 Cotton Bowl

FIELD GOALS ATTEMPTED

6#	Jess Atkinson, Maryland, 1983 Florida Citrus Bowl
5	Kevin Kelly, Penn State, 2007 Outback Bowl
4	Aaron Hunt, Clemson, 2004 Peach Bowl
4	Jake McInerney, Virginia, 1991 Sugar Bowl

FIELD GOALS MADE

5#	Jess Atkinson, Maryland, 1983 Florida Citrus Bowl
3	Casey Barth, North Carolina, 2010 Music City Bowl
3	Matt Waldron, Virginia Tech, 2009 Chick-fil-A Bowl
3	Nick Novak, Maryland, 2002 Peach Bowl
3	Jake McInerney, Virginia, 1991 Sugar Bowl

LONGEST MADE FIELD GOAL

52	Pete Stoyanovich, Indiana, 1988 Peach Bowl
48	Jess Atkinson, Maryland, 1983 Florida Citrus Bowl
46	Matt Waldron, Virginia Tech, 2009 Chick-fil-A Bowl

■ TACKLES**TACKLES**

17	Eric Wilson, Maryland, 1983 Florida Citrus Bowl
16	Harry Walters, Maryland, 1974 Liberty Bowl
16	Randy White, Maryland, 1974 Liberty Bowl

TACKLES FOR LOSS

4	Jonathan Casillas, Wisconsin, 2008 Outback Bowl
4	E.J. Henderson, Maryland, 2002 Peach Bowl
4	Matt Finkes, Ohio State, 1996 Florida Citrus Bowl

SACKS

2	Nekos Brown, Virginia Tech, 2009 Chick-fil-A Bowl
2	E.J. Henderson, Maryland, 2002 Peach Bowl
2	Chris Johnson, Kansas State, 2001 Cotton Bowl
2	Aaron Wills, Nebraska, 2000 Fiesta Bowl

PASSES BROKEN UP

4	Matt VandenBoom, Wisconsin, 1981 Garden State Bowl
4	Tom Campbell, Texas, 1969 Cotton Bowl

OPPONENT TEAM RECORDS

RUSHING

ATTEMPTS

78	Texas vs. Tennessee, 1953 Cotton Bowl
72	Arkansas vs. Tennessee, 1990 Cotton Bowl
68	Nebraska vs. Tennessee, 1998 Orange Bowl

FEWEST ATTEMPTS

16	Oklahoma vs. Tennessee, 1939 Orange Bowl
18	Texas A&M vs. Tennessee, 2005 Cotton Bowl
24	Air Force vs. Tennessee, 1971 Sugar Bowl
24	Tulsa vs. Tennessee, 1965 Bluebonnet Bowl

YARDS

409	Nebraska vs. Tennessee, 1998 Orange Bowl
361	Arkansas vs. Tennessee, 1990 Cotton Bowl
348	Syracuse vs. Tennessee, 1966 Gator Bowl

FEWEST YARDS

-39	Tulsa vs. Tennessee, 1943 Sugar Bowl
-12	Air Force vs. Tennessee, 1971 Sugar Bowl
25	Oklahoma vs. Tennessee, 1939 Orange Bowl

YARDS PER ATTEMPT

6.1	Syracuse vs. Tennessee, 1966 Gator Bowl
6.0	Nebraska vs. Tennessee, 1998 Orange Bowl
5.7	Nebraska vs. Tennessee, 2000 Fiesta Bowl

FEWEST YARDS PER ATTEMPT

-0.5	Air Force vs. Tennessee, 1971 Sugar Bowl
1.1	Miami (Fla.) vs. Tennessee, 1986 Sugar Bowl
1.5	Northwestern vs. Tennessee, 1997 Florida Citrus Bowl

TOUCHDOWNS

6	Nebraska vs. Tennessee, 1998 Orange Bowl
4	Virginia Tech vs. Tennessee, 2009 Chick-fil-A Bowl
4	Maryland vs. Tennessee, 1984 Sun Bowl

■ PASSING

ATTEMPTS

51	Northwestern vs. Tennessee, 1997 Florida Citrus Bowl
47	Boston College vs. Tennessee, 1993 Hall of Fame Bowl
47	Tulsa vs. Tennessee, 1965 Bluebonnet Bowl

FEWEST ATTEMPTS

4	Rice vs. Tennessee, 1947 Orange Bowl
7	Syracuse vs. Tennessee, 1966 Gator Bowl
8	Texas A&M vs. Tennessee, 1957 Gator Bowl
8	Texas vs. Tennessee, 1953 Cotton Bowl

COMPLETIONS

27	Northwestern vs. Tennessee, 1997 Florida Citrus Bowl
23	Seven times

FEWEST COMPLETIONS

0#	Rice vs. Tennessee, 1947 Orange Bowl
2	Syracuse vs. Tennessee, 1966 Gator Bowl
2	Texas vs. Tennessee, 1953 Cotton Bowl

INTERCEPTIONS

4	Northwestern vs. Tennessee, 2016 Outback Bowl
4	Northwestern vs. Tennessee, 1997 Florida Citrus Bowl
4	Miami (Fla.) vs. Tennessee, 1986 Sugar Bowl
4	Air Force vs. Tennessee, 1971 Sugar Bowl
4	Tulsa vs. Tennessee, 1965 Bluebonnet Bowl

COMPLETION PERCENTAGE

75.0	Nebraska vs. Tennessee, 1998 Orange Bowl
73.1	Iowa vs. Tennessee, 1982 Peach Bowl
72.7	Texas Tech vs. Tennessee, 1973 Gator Bowl

LOWEST COMPLETION PERCENTAGE

0.0#	Rice vs. Tennessee, 1947 Orange Bowl
25.0	Texas vs. Tennessee, 1953 Sugar Bowl (2 of 8)
27.3	Baylor vs. Tennessee, 1957 Sugar Bowl (3 of 11)

YARDS

343	Michigan vs. Tennessee, 2002 Florida Citrus Bowl
304	Iowa vs. Tennessee, 1982 Peach Bowl
303	Purdue vs. Tennessee, 1979 Bluebonnet Bowl

FEWEST YARDS

0	Rice vs. Tennessee, 1947 Orange Bowl
16	Syracuse vs. Tennessee, 1966 Gator Bowl
24	Baylor vs. Tennessee, 1957 Sugar Bowl

YARDS PER ATTEMPT

16.7	Texas vs. Tennessee, 1969 Cotton Bowl
14.0	Texas Tech vs. Tennessee, 1973 Gator Bowl
11.7	Iowa vs. Tennessee, 1982 Peach Bowl

FEWEST YARDS PER ATTEMPT

0.0	Rice vs. Tennessee, 1947 Orange Bowl
2.2	Baylor vs. Tennessee, 1957 Sugar Bowl
2.6	Oklahoma vs. Tennessee, 1939 Orange Bowl

TOUCHDOWNS

4	Penn State vs. Tennessee, 1992 Fiesta Bowl
3	Iowa vs. Tennessee, 1982 Peach Bowl
3	Purdue vs. Tennessee, 1979 Bluebonnet Bowl

■ TOTAL OFFENSE

PLAYS (RUSHING+PASSING)

94	Arkansas vs. Tennessee, 1990 Cotton Bowl
92	Purdue vs. Tennessee, 1979 Bluebonnet Bowl
86	Texas vs. Tennessee, 1953 Cotton Bowl
86	Kansas State vs. Tennessee, 2001 Cotton Bowl

FEWEST PLAYS (RUSHING+PASSING)

43	Oklahoma vs. Tennessee, 1939 Orange Bowl
48	Texas A&M vs. Tennessee, 1957 Gator Bowl
50	Boston College vs. Tennessee, 1941 Sugar Bowl

YARDS (RUSHING+PASSING)

568	Arkansas vs. Tennessee, 1990 Cotton Bowl
534	Nebraska vs. Tennessee, 1998 Orange Bowl
513	Texas vs. Tennessee, 1969 Cotton Bowl

**FEWEST YARDS (RUSHING+PASSING)**

94	Oklahoma vs. Tennessee, 1939 Orange Bowl
129	Tulsa vs. Tennessee, 1943 Sugar Bowl
169	Texas A&M vs. Tennessee, 1957 Gator Bowl

YARDS/PLAY (RUSHING+PASSING)

6.9	Texas vs. Tennessee, 1969 Cotton Bowl
6.7	Virginia Tech vs. Tennessee, 2009 Chick-fil-A Bowl
6.7	Nebraska vs. Tennessee, 1998 Orange Bowl

FEWEST YARDS/PLAY (RUSHING+PASSING)

2.2	Oklahoma vs. Tennessee, 1939 Orange Bowl
3.2	Air Force vs. Tennessee, 1971 Sugar Bowl
3.5	Three times

■ PUNTING**PUNTS**

14	Tulsa vs. Tennessee, 1943 Sugar Bowl
13	Rice vs. Tennessee, 1947 Orange Bowl
13	Oklahoma vs. Tennessee, 1939 Orange Bowl

FEWEST PUNTS

0	Maryland vs. Tennessee, 1983 Florida Citrus Bowl
1	Virginia vs. Tennessee, 1991 Sugar Bowl
2	Syracuse vs. Tennessee, 1966 Gator Bowl

AVERAGE

50.3	Maryland vs. Tennessee, 2002 Peach Bowl
48.1	Ohio State vs. Tennessee, 1996 Florida Citrus Bowl
48.0	Virginia vs. Tennessee, 1991 Sugar Bowl

LOWEST AVERAGE

29.3	Texas vs. Tennessee, 1951 Cotton Bowl
30.6	Indiana vs. Tennessee, 1988 Peach Bowl
31.6	Florida vs. Tennessee, 1969 Gator Bowl

■ PUNT RETURNS**RETURNS**

7	Southern California vs. Tennessee, 1940 Rose Bowl
7	Oklahoma vs. Tennessee, 1939 Orange Bowl
6	Ohio State vs. Tennessee, 1996 Florida Citrus Bowl

YARDS

95	Maryland vs. Tennessee, 2002 Peach Bowl
76	Maryland vs. Tennessee, 1974 Liberty Bowl
73	Penn State vs. Tennessee, 1992 Fiesta Bowl

AVERAGE (MIN. 3 RETURNS)

23.8	Maryland vs. Tennessee, 2002 Peach Bowl
18.0	Nebraska vs. Tennessee, 2000 Fiesta Bowl
16.8	Clemson vs. Tennessee, 2004 Peach Bowl

■ KICKOFF RETURNS**RETURNS**

8	Michigan vs. Tennessee, 2002 Florida Citrus Bowl
7	Virginia Tech vs. Tennessee, 1994 Gator Bowl
6	Iowa vs. Tennessee, 2015 TaxSlayer Bowl
6	Northwestern vs. Tennessee, 1997 Florida Citrus Bowl
6	Arkansas vs. Tennessee, 1990 Cotton Bowl

YARDS

181	Maryland vs. Tennessee, 1983 Florida Citrus Bowl
137	Northwestern vs. Tennessee, 1997 Florida Citrus Bowl
125	Michigan vs. Tennessee, 2002 Florida Citrus Bowl

AVERAGE (MIN. 3 RETURNS)

36.2	Maryland vs. Tennessee, 1983 Florida Citrus Bowl
29.8	Wisconsin vs. Tennessee, 1981 Garden State Bowl
29.7	Penn State vs. Tennessee, 1992 Fiesta Bowl

■ INTERCEPTIONS**INTERCEPTIONS**

4	Baylor vs. Tennessee, 1957 Sugar Bowl
4	Maryland vs. Tennessee, 1952 Sugar Bowl
4	Rice vs. Tennessee, 1947 Orange Bowl

YARDS

70	Maryland vs. Tennessee, 1952 Sugar Bowl
69	Florida State vs. Tennessee, 1999 Fiesta Bowl
62	Kansas State vs. Tennessee, 2001 Cotton Bowl

■ TURNOVERS**TURNOVERS LOST**

8	Air Force vs. Tennessee, 1971 Sugar Bowl
7	Tulsa vs. Tennessee, 1965 Bluebonnet Bowl
6	Miami (Fla.) vs. Tennessee, 1986 Sugar Bowl

■ FUMBLES**FUMBLES**

7	Air Force vs. Tennessee, 1971 Sugar Bowl
7	Maryland vs. Tennessee, 1952 Sugar Bowl
5	Four times

FUMBLES LOST

4	Texas A&M vs. Tennessee, 2005 Cotton Bowl
4	Air Force vs. Tennessee, 1971 Sugar Bowl
3	Six times

■ PENALTIES**PENALTIES**

15	Miami (Fla.) vs. Tennessee, 1986 Sugar Bowl
12	Maryland vs. Tennessee, 1952 Sugar Bowl
12	Florida State vs. Tennessee, 1999 Fiesta Bowl

FEWEST PENALTIES

0	Air Force vs. Tennessee, 1971 Sugar Bowl
1	Tulsa vs. Tennessee, 1965 Bluebonnet Bowl
2	Four times

PENALTY YARDS

120	Miami (Fla.) vs. Tennessee, 1986 Sugar Bowl
120	Maryland vs. Tennessee, 1952 Sugar Bowl
110	Florida State vs. Tennessee, 1999 Fiesta Bowl

FEWEST PENALTY YARDS

0	Air Force vs. Tennessee, 1971 Sugar Bowl
10	Wisconsin vs. Tennessee, 2008 Outback Bowl
10	Maryland vs. Tennessee, 2002 Peach Bowl
10	Oklahoma vs. Tennessee, 1968 Orange Bowl

■ FIRST DOWNS**FIRST DOWNS**

31	Arkansas vs. Tennessee, 1990 Cotton Bowl
31	Purdue vs. Tennessee, 1979 Bluebonnet Bowl
30	Nebraska vs. Tennessee, 1998 Orange Bowl

FEWEST FIRST DOWNS

8	Texas A&M vs. Tennessee, 1957 Gator Bowl
9	Rice vs. Tennessee, 1947 Orange Bowl
10	Tulsa vs. Tennessee, 1943 Sugar Bowl

FIRST DOWNS (RUSHING)

22	Nebraska vs. Tennessee, 1998 Orange Bowl
21	Arkansas vs. Tennessee, 1990 Cotton Bowl
19	Syracuse vs. Tennessee, 1966 Gator Bowl

FIRST DOWNS (PASSING)

14	Boston College vs. Tennessee, 1993 Hall of Fame Bowl
14	Iowa vs. Tennessee, 1982 Peach Bowl
13	Three times

FIRST DOWNS (PENALTY)

6#	Clemson vs. Tennessee, 2004 Peach Bowl
5	Miami (Fla.) vs. Tennessee, 1986 Sugar Bowl
4	North Carolina vs. Tennessee, 2010 Music City Bowl
4	Northwestern vs. Tennessee, 1997 Florida Citrus Bowl
4	Arkansas vs. Tennessee, 1971 Liberty Bowl

■ SCORING

POINTS

42	Nebraska vs. Tennessee (17), 1998 Orange Bowl
42	Penn State vs. Tennessee (17), 1992 Fiesta Bowl
37	Virginia Tech vs. Tennessee (17), 2009 Chick-fil-A Bowl

FEWEST POINTS

0	Texas A&M vs. Tennessee (3), 1957 Gator Bowl
3	Maryland vs. Tennessee (7), 1974 Liberty Bowl
6	Northwestern vs. Tennessee (45), 2016 Outback Bowl
6	Tulsa vs. Tennessee (27), 1965 Liberty Bowl

POINTS (QUARTER)

22	Maryland vs. Tennessee, 1984 Sun Bowl
21	Iowa vs. Tennessee, 2015 TaxSlayer Bowl
21	Nebraska vs. Tennessee, 1998 Orange Bowl
21	Northwestern vs. Tennessee, 1997 Florida Citrus Bowl
21	Penn State vs. Tennessee, 1992 Fiesta Bowl
21	Iowa vs. Tennessee, 1982 Peach Bowl

POINTS (HALF)

35	Penn State vs. Tennessee, 1992 Fiesta Bowl
28	Nebraska vs. Tennessee, 1998 Orange Bowl
28	Maryland vs. Tennessee, 1984 Sun Bowl
28	Texas vs. Tennessee, 1969 Cotton Bowl

TOUCHDOWNS

6	Nebraska vs. Tennessee, 1998 Orange Bowl
6	Penn State vs. Tennessee, 1992 Fiesta Bowl
5	Kansas State vs. Tennessee, 2001 Cotton Bowl
5	Texas vs. Tennessee, 1969 Cotton Bowl

FIELD GOAL ATTEMPTS

6	Maryland vs. Tennessee, 1983 Florida Citrus Bowl
5	Penn State vs. Tennessee, 2007 Outback Bowl
4	Clemson vs. Tennessee, 2004 Peach Bowl
4	Virginia vs. Tennessee, 1991 Sugar Bowl

FIELD GOALS MADE

5#	Maryland vs. Tennessee, 1983 Florida Citrus Bowl
3	North Carolina vs. Tennessee, 2010 Music City Bowl
3	Virginia Tech vs. Tennessee, 2009 Chick-fil-A Bowl
3	Maryland vs. Tennessee, 2002 Peach Bowl
3	Virginia vs. Tennessee, 1991 Sugar Bowl

BOTH TEAM RECORDS

■ RUSHING

ATTEMPTS

110	Tennessee (38) vs. Arkansas (72), 1990 Cotton Bowl
107	Tennessee (29) vs. Texas (78), 1953 Cotton Bowl
104	Tennessee (49) vs. Texas Tech (55), 1973 Gator Bowl

FEWEST ATTEMPTS

58	Tennessee (29) vs. North Carolina (29), 2010 Music City Bowl
60	Tennessee (26) vs. Clemson (34), 2004 Peach Bowl
60	Tennessee (32) vs. Northwestern (28), 1997 Florida Citrus Bowl
63	Tennessee (23) vs. Penn State (40), 2007 Outback Bowl

YARDS

681	Tennessee (320) vs. Arkansas (361), 1990 Cotton Bowl
537	Tennessee (128) vs. Nebraska (409), 1998 Orange Bowl
527	Tennessee (283) vs. Iowa (244), 2015 TaxSlayer Bowl
478	Tennessee (191) vs. Virginia (296), 1991 Sugar Bowl

FEWEST YARDS

74	Tennessee (86) vs. Air Force (-12), 1971 Sugar Bowl
158	Tennessee (115) vs. Northwestern (43), 1997 Florida Citrus Bowl
169	Tennessee (208) vs. Tulsa (-39), 1943 Sugar Bowl

■ PASSING

ATTEMPTS

96	Tennessee (56) vs. Clemson (40), 2004 Peach Bowl
92	Tennessee (46) vs. Air Force (46), 1971 Sugar Bowl
90	Tennessee (39) vs. Northwestern (51), 1997 Florida Citrus Bowl

FEWEST ATTEMPTS

14	Tennessee (6) vs. Texas A&M (8), 1957 Gator Bowl
14	Tennessee (6) vs. Texas (8), 1953 Cotton Bowl
21	Tennessee (10) vs. Baylor (11), 1957 Sugar Bowl

COMPLETIONS

54	Tennessee (27) vs. Northwestern (27), 1997 Florida Citrus Bowl
53	Tennessee (31) vs. Clemson (22), 2004 Peach Bowl
50	Tennessee (27) vs. North Carolina (23), 2010 Music City Bowl
48	Tennessee (27) vs. Michigan (21), 2002 Florida Citrus Bowl

FEWEST COMPLETIONS

4	Tennessee (4) vs. Rice (0), 1947 Orange Bowl
4	Tennessee (1) vs. Baylor (3), 1957 Sugar Bowl
5	Tennessee (3) vs. Texas (2), 1953 Cotton Bowl

INTERCEPTIONS

6	Tennessee (3) vs. Arkansas (3), 1971 Liberty Bowl
6	Tennessee (2) vs. Air Force (4), 1971 Sugar Bowl
6	Tennessee (4) vs. Rice (2), 1947 Orange Bowl

YARDS

650	Tennessee (408) vs. Northwestern (242), 1997 Florida Citrus Bowl
646	Tennessee (406) vs. Michigan (240), 2002 Florida Citrus Bowl
630	Tennessee (384) vs. Clemson (246), 2004 Peach Bowl

**FEWEST YARDS**

32	Tennessee (32) vs. Rice (0), 1947 Orange Bowl
40	Tennessee (16) vs. Baylor (24), 1957 Sugar Bowl
62	Tennessee (17) vs. Southern California (45), 1945 Rose Bowl

TOUCHDOWN PASSES

6	Tennessee (4) vs. Northwestern (2), 1997 Florida Citrus Bowl
5	Tennessee (3) vs. Michigan (2), 2002 Florida Citrus Bowl
5	Tennessee (3) vs. Boston College (2), 1993 Hall of Fame Bowl
5	Tennessee (1) vs. Penn State (4), 1992 Fiesta Bowl

■ TOTAL OFFENSE**PLAYS (RUSHING+PASSING)**

169	Tennessee (77) vs. Purdue (92), 1979 Bluebonnet Bowl
161	Tennessee (85) vs. Wisconsin (76), 1981 Garden State Bowl
158	Tennessee (88) vs. Air Force (70), 1971 Sugar Bowl

FEWEST PLAYS (RUSHING+PASSING)

107#	Tennessee (64) vs. Oklahoma (43), 1939 Orange Bowl
108	Tennessee (60) vs. Texas A&M (48), 1957 Gator Bowl
112	Tennessee (40) vs. Southern California (72), 1940 Rose Bowl

YARDS (RUSHING+PASSING)

1,038	Tennessee (470) vs. Arkansas (568), 1990 Cotton Bowl
921	Tennessee (495) vs. Virginia Tech (426), 1994 Gator Bowl
882	Tennessee (461) vs. Iowa (421), 2015 TaxSlayer Bowl
863	Tennessee (380) vs. Purdue (483), 1979 Bluebonnet Bowl

FEWEST YARDS (RUSHING+PASSING)

333	Tennessee (32) vs. Texas (301), 1953 Cotton Bowl
345	Tennessee (137) vs. Rice (208), 1947 Orange Bowl
354	Tennessee (260) vs. Oklahoma (94), 1939 Orange Bowl

YARDS/PLAY (RUSHING+PASSING)

6.7	Tennessee vs. Arkansas, 1990 Cotton Bowl
6.3	Tennessee vs. Iowa, 2015 TaxSlayer Bowl
6.2	Tennessee vs. Nebraska, 1998 Orange Bowl
6.1	Tennessee vs. Virginia Tech, 1994 Gator Bowl

FEWEST YARDS/PLAY (RUSHING+PASSING)

2.8	Tennessee vs. Texas, 1953 Cotton Bowl
3.3	Tennessee vs. Texas A&M, 1957 Gator Bowl
3.3	Tennessee vs. Oklahoma, 1939 Orange Bowl

■ PUNTING**PUNTS**

28#	Tennessee (15) vs. Rice (13), 1947 Orange Bowl
25	Tennessee (12) vs. Oklahoma (13), 1939 Orange Bowl
19	Tennessee (11) vs. Southern California (8), 1940 Rose Bowl

FEWEST PUNTS

1	Tennessee (1) vs. Maryland (0), 1983 Florida Citrus Bowl
3	Tennessee (2) vs. Virginia (1), 1991 Sugar Bowl
5	Tennessee (3) vs. Syracuse (2), 1966 Gator Bowl

AVERAGE

48.6	Tennessee vs. Maryland, 2002 Peach Bowl
47.0	Tennessee vs. Nebraska, 1998 Orange Bowl
47.0	Tennessee vs. Maryland, 1983 Florida Citrus Bowl

LOWEST AVERAGE

27.9	Tennessee vs. Florida, 1969 Gator Bowl
30.8	Tennessee vs. Texas, 1951 Cotton Bowl
31.1	Tennessee vs. Kansas State, 2001 Cotton Bowl

■ PUNT RETURNS**RETURNS**

13	Tennessee (6) vs. Oklahoma (7), 1939 Orange Bowl
11	Tennessee (6) vs. Penn State (5), 1992 Fiesta Bowl
11	Tennessee (8) vs. Air Force (3), 1971 Sugar Bowl

YARDS

130	Tennessee (54) vs. Maryland (76), 1974 Liberty Bowl
122	Tennessee (49) vs. Penn State (73), 1992 Fiesta Bowl
107	Tennessee (89) vs. Virginia Tech (18), 1994 Gator Bowl

AVERAGE

23.8	Tennessee vs. Maryland, 2002 Peach Bowl
21.7	Tennessee vs. Maryland, 1974 Liberty Bowl
21.4	Tennessee vs. Virginia Tech, 1994 Gator Bowl

■ KICKOFF RETURNS**RETURNS**

11	Tennessee (3) vs. Michigan (8), 2002 Florida Citrus Bowl
11	Tennessee (4) vs. Virginia Tech (7), 1994 Gator Bowl
11	Tennessee (6) vs. Virginia (5), 1991 Sugar Bowl
11	Tennessee (5) vs. Arkansas (6), 1990 Cotton Bowl

YARDS

247	Tennessee (66) vs. Maryland (181), 1983 Florida Citrus Bowl
247	Tennessee (128) vs. Wisconsin (119), 1981 Garden State Bowl
234	Tennessee (126) vs. Virginia (108), 1991 Sugar Bowl

AVERAGE

30.9	Tennessee vs. Maryland, 1983 Florida Citrus Bowl
30.9	Tennessee vs. Wisconsin, 1981 Garden State Bowl
25.1	Tennessee vs. Oklahoma, 1968 Orange Bowl

■ INTERCEPTION RETURNS**INTERCEPTIONS**

6	Tennessee (2) vs. Rice (4), 1947 Orange Bowl
6	Tennessee (4) vs. Air Force (2), 1971 Sugar Bowl
6	Tennessee (3) vs. Arkansas (3), 1971 Liberty Bowl

YARDS

143	Tennessee (74) vs. Florida State (69), 1999 Fiesta Bowl
140	Tennessee (78) vs. Kansas State (62), 2001 Cotton Bowl
116	Tennessee (104) vs. Arkansas (12), 1971 Liberty Bowl

■ TURNOVERS**TURNOVERS LOST**

13	Tennessee (5) vs. Air Force (8), 1971 Sugar Bowl
10	Tennessee (3) vs. Tulsa (7), 1965 Bluebonnet Bowl
10	Tennessee (6) vs. Maryland (4), 1952 Sugar Bowl

■ FUMBLES**FUMBLES**

14	Tennessee (7) vs. Air Force (7), 1971 Sugar Bowl
10	Tennessee (5) vs. Texas (5), 1953 Cotton Bowl
9	Tennessee (6) vs. Texas A&M (3), 1957 Gator Bowl
9	Tennessee (2) vs. Maryland (7), 1952 Sugar Bowl

FUMBLES LOST

7	Tennessee (3) vs. Air Force (4), 1971 Sugar Bowl
6	Tennessee (3) vs. Texas (3), 1953 Cotton Bowl
5	Tennessee (2) vs. Maryland (3), 1974 Liberty Bowl
5	Tennessee (2) vs. Tulsa (3), 1965 Bluebonnet Bowl
5	Tennessee (2) vs. Maryland (3), 1952 Sugar Bowl

■ PENALTIES

PENALTIES

26	Tennessee (11) vs. Miami (Fla.) (15), 1986 Sugar Bowl
25	Tennessee (16) vs. Oklahoma (9), 1939 Orange Bowl
21	Tennessee (9) vs. Florida State (12), 1999 Fiesta Bowl

FEWEST PENALTIES

5	Tennessee (3) vs. Florida (2), 1969 Gator Bowl
6	Three times

PENALTY YARDS

245	Tennessee (125) vs. Miami (Fla.) (120), 1986 Sugar Bowl
221	Tennessee (130) vs. Oklahoma (91), 1939 Orange Bowl
165	Tennessee (100) vs. Texas A&M (65), 2005 Cotton Bowl
165	Tennessee (55) vs. Florida State (110), 1999 Fiesta Bowl

FEWEST PENALTY YARDS

37	Tennessee (5) vs. Maryland (32), 1983 Florida Citrus Bowl
37	Tennessee (27) vs. Oklahoma (10), 1968 Orange Bowl
56	Tennessee (36) vs. Arkansas (20), 1990 Cotton Bowl

FIRST DOWNS

FIRST DOWNS

53	Tennessee (28) vs. Clemson (25), 2004 Peach Bowl
53	Tennessee (28) vs. Virginia (25), 1991 Sugar Bowl
51	Tennessee (29) vs. Northwestern (22), 1997 Florida Citrus Bowl

FEWEST FIRST DOWNS

14	Tennessee (5) vs. Rice (9), 1947 Orange Bowl
21	Tennessee (15) vs. Oklahoma (6), 1939 Orange Bowl
22	Tennessee (14) vs. Texas A&M (8), 1957 Gator Bowl

FIRST DOWNS (RUSHING)

32	Tennessee (11) vs. Arkansas (21), 1990 Cotton Bowl
28	Tennessee (6) vs. Nebraska (22), 1998 Orange Bowl
27	Tennessee (12) vs. Virginia (15), 1991 Sugar Bowl

FIRST DOWNS (PASSING)

36	Tennessee (23) vs. Northwestern (13), 1997 Florida Citrus Bowl
30	Tennessee (20) vs. Clemson (10), 2004 Peach Bowl
29	Tennessee (18) vs. Michigan (11), 2002 Florida Citrus Bowl

FIRST DOWNS (PENALTY)

8	Tennessee (3) vs. North Carolina (5), 2010 Music City Bowl
8	Tennessee (5) vs. Texas A&M (3), 2005 Cotton Bowl
7	Tennessee (1) vs. Clemson (6), 2004 Peach Bowl
7	Tennessee (2) vs. Miami (Fla.) (5), 1986 Sugar Bowl
7	Tennessee (3) vs. Arkansas (4), 1971 Liberty Bowl

■ SCORING

POINTS

76	Tennessee (48) vs. Northwestern (28), 1997 Florida Citrus Bowl
73	Tennessee (45) vs. Iowa (28), 2015 TaxSlayer Bowl
68	Tennessee (45) vs. Virginia Tech (23), 1994 Gator Bowl
62	Tennessee (38) vs. Nebraska (24), 2016 Music City Bowl
62	Tennessee (45) vs. Michigan (17), 2002 Florida Citrus Bowl

FEWEST POINTS

3	Tennessee (3) vs. Texas A&M (0), 1957 Gator Bowl
8	Tennessee (0) vs. Rice (8), 1947 Orange Bowl
10	Tennessee (7) vs. Maryland (3), 1974 Liberty Bowl

POINTS (QUARTER)

31	Tennessee (10) vs. Northwestern (21), 1997 Florida Citrus Bowl
31	Tennessee (21) vs. Virginia Tech (10), 1994 Gator Bowl
31	Tennessee (24) vs. Air Force (7), 1971 Sugar Bowl

POINTS (HALF)

52	Tennessee (31) vs. Northwestern (21), 1997 Florida Citrus Bowl
45	Tennessee (35) vs. Virginia Tech (10), 1994 Gator Bowl
42	Tennessee (35) vs. Iowa (7), 2015 TaxSlayer Bowl
42	Tennessee (14) vs. Nebraska (28), 1998 Orange Bowl
42	Tennessee (7) vs. Penn State (35), 1992 Fiesta Bowl

TOUCHDOWNS

10	Tennessee (6) vs. Iowa (4), 2015 TaxSlayer Bowl
9	Tennessee (6) vs. Virginia Tech (3), 1994 Gator Bowl
9	Tennessee (6) vs. Northwestern (3), 1997 Florida Citrus Bowl

FIELD GOALS ATTEMPTED

7	Tennessee (1) vs. Maryland (6), 1983 Florida Citrus Bowl
6	Tennessee (1) vs. Penn State (5), 2007 Outback Bowl
6	Tennessee (2) vs. Virginia (4), 1991 Sugar Bowl

FIELD GOALS MADE

6	Tennessee (1) vs. Maryland (5), 1983 Florida Citrus Bowl
4	Tennessee (1) vs. Virginia (3), 1991 Sugar Bowl
4	Tennessee (1) vs. Maryland (3), 2002 Peach Bowl

* NCAA bowl record. # Tied NCAA bowl record.

JV GAME-BY-GAME HISTORY

1922 (5-1)

Coach: W. G. (Petie) Siler	
UT Opp.	
41 Central HS	0
3 Tusculum	0
19 Vanderbilt	12
18 Sewanee	12
32 Maryville	7
6 Kentucky	20
119	51

1923 (3-3)

Coach: W. G. (Petie) Siler	
UT Opp.	
0 Central HS	7
18 Sewanee	12
18 Florida	12
19 Vanderbilt	0
7 E. Tennessee Normal	49
0 Kentucky	6
62	86

1924 (5-0)

Coach: A. W. Hobt	
UT Opp.	
41 Gallatin Private	13
59 East Tennessee Normal	0
40 Athens School	6
20 Centre	19
14 Kentucky	0
174	38

1925 (4-1)

Coach: A. W. Hobt	
UT Opp.	
1 E. Tennessee Normal (Forfeit)	0
54 Hiwasee	0
20 Vanderbilt	0
19 Centre	13
0 Kentucky	8
94	21

1926 (1-4)

Coach: Charles Lindsay	
UT Opp.	
7 Central HS	34
2 Chattanooga	17
13 Kentucky	44
28 Maryville	0
6 Vanderbilt	12
56	107

1927 (5-0)

Coach: William S. Harkness	
UT Opp.	
45 Murphy Institute	0
6 Chattanooga	0
31 Georgetown	0
26 Vanderbilt	14
52 Kentucky	0
160	14

1928 (5-0)

Coach: William S. Harkness	
UT Opp.	
35 Williamsburg	0
7 Chattanooga	6
79 Georgetown	0
34 Tennessee Wesleyan	0
21 Kentucky	0
176	6

1929 (2-1-1)

Coach: William S. Harkness	
UT Opp.	
19 Chattanooga	0
0 Centre	0
0 Vanderbilt	13
7 Kentucky	6
26	19

1930 (4-0-1)

Coach: William S. Harkness	
UT Opp.	
12 Tennessee Wesleyan	0
6 Centre	0
7 Sewanee	7
53 Vanderbilt	0
37 Kentucky	0
115	7

1931 (5-0)

Coach: John H. Barnhill	
UT Opp.	
25 Central HS	0
6 Chattanooga	0
53 Sewanee	0
20 Vanderbilt	13
28 Kentucky	13
132	26

1932 (2-1-1)

Coach: John H. Barnhill	
UT Opp.	
0 Sewanee	0
13 Central HS	0
0 Kentucky	14
19 Vanderbilt	13
32	27

1933 (2-0)

Coach: John H. Barnhill	
UT Opp.	
7 Kentucky	0
24 Vanderbilt	0
31	0

1934 (1-1)

Coach: John H. Barnhill	
UT Opp.	
6 Kentucky	13
25 Vanderbilt	13
31	26

1935 (1-1)

Coach: Hugh Faust	
UT Opp.	
14 Kentucky	21
20 Vanderbilt	13
34	34

1936 (2-0)

Coach: Hugh Faust	
UT Opp.	
15 Kentucky	0
13 Vanderbilt	12
28	12

1937 (2-1)

Coach: Hugh Faust	
UT Opp.	
19 Chattanooga	0
14 Kentucky	0
7 Vanderbilt	13
40	13

1938 (2-0)

Coach: Hugh Faust	
UT Opp.	
19 Centre	0
13 Kentucky	7
32	7

1939 (2-0)

Coach: Hugh Faust	
UT Opp.	
19 Centre	0
39 Tennessee Wesleyan	12
58	12

1940 (1-2)

Coach: Hugh Faust	
UT Opp.	
6 Vanderbilt	19
20 Duke	7
0 Kentucky	12
26	38

1941 (1-2)

Coach: John Mauer	
UT Opp.	
14 Vanderbilt	21
7 Duke	13
21 Kentucky	0
42	34

1942 (2-0)

Coach: John Mauer	
UT Opp.	
27 Vanderbilt	7
51 Camp Forrest	0
78	7

1943, no team (WWII)
1944 and 1945
Freshmen Eligible For Varsity

1946 (3-2)*

Coach: Harvey Robinson	
UT Opp.	
27 Mississippi	7
0 Georgia Tech	20
13 Kentucky	7
25 Georgia	0
14 Vanderbilt	30
79	64

1947 (2-1)

Coach: Harvey Robinson	
UT Opp.	
27 Mississippi	14
20 Georgia Tech	14
0 Georgia	7
47	35

1948 (2-1)

Coach: Harvey Robinson	
UT Opp.	
0 Kentucky	7
26 Mississippi State	13
12 Vanderbilt	0
38	20

1949 (1-2)

Coach: Ike Peel	
UT Opp.	
7 Kentucky	21
0 Vanderbilt	20
24 Mississippi State	7
31	48

1950 (0-3)

Coach: Ike Peel	
UT Opp.	
27 Kentucky	37
7 Mississippi State	13
13 Vanderbilt	34
47	84

1951 (3-0)*

Coach: Ike Peel	
UT Opp.	
42 Kentucky	7
38 Notre Dame	6
35 Vanderbilt	26
115	39

1952 (1-1)*

Coach: Bernard (Bunzy) O'Neil	
UT Opp.	
7 Georgia Tech	6
7 Vanderbilt	44
14	50

1953 (2-2)*

Coach: Bernard (Bunzy) O'Neil	
UT Opp.	
13 Vanderbilt	0
13 Georgia Tech	28
0 Georgia	12
32 Biltmore JC	6
58	46

1955 (2-1)

Coach: Bernard (Bunzy) O'Neil	
UT Opp.	
12 Maryville	20
13 Vanderbilt	6
26 Kentucky	0
51	26

1956 (0-3)

Coach: Bernard (Bunzy) O'Neil	
UT Opp.	
0 Carson-Newman	21
7 Vanderbilt	33
0 Kentucky	0
7	73

1957 (1-2)

Coach: Bobby Proctor	
UT Opp.	
14 Tennessee Wesleyan	6
7 Vanderbilt	21
6 Kentucky	27
27	54

1958 (0-3)

Coach: Bobby Proctor	
UT Opp.	
6 Georgia Tech	26
0 Vanderbilt	6
6 Kentucky	12
12	44

RECORDS

1959 (2-1)

Coach: Bobby Proctor	
UT Opp.	
3 Georgia Tech	7
16 Vanderbilt	0
17 Kentucky	13
36	20

1960 (2-1)

Coach: Bobby Proctor	
UT Opp.	
10 Vanderbilt	0
13 Kentucky	0
14 Georgia Tech	21
37	21

1961 (2-1)

Coach: Dale Haupt	
UT Opp.	
12 Georgia Tech	16
27 Vanderbilt	17
14 Kentucky	8
53	41

1962 (0-1-2)

Coach: Dale Haupt	
UT Opp.	
6 Georgia Tech	10
14 Vanderbilt	14
10 Kentucky	10
30	34

1963 (2-2)

Coach: Dale Haupt	
UT Opp.	
6 Georgia Tech	21
46 Virginia Tech	0
27 Vanderbilt	10
0 Kentucky	70
79	101

1964 (1-3)

Coach: George McKinney	
UT Opp.	
15 Georgia Tech	17
0 Vanderbilt	17
14 Kentucky	22
18 Virginia Tech	6
47	62

1965 (3-1)

Coach: George McKinney	
UT Opp.	
19 Virginia Tech	8
19 Vanderbilt	0
40 Kentucky	0
8 Alabama	19
86	27

1966 (3-1)

Coach: Bob Davis	
UT Opp.	
21 Kentucky	14
14 Vanderbilt	6
33 Georgia Tech	10
9 Alabama	21
77	51

1967 (1-2-1)

Coach: Bob Davis	
UT Opp.	
14 Vanderbilt	14
27 Kentucky	20
13 Georgia Tech	14
3 Alabama	7
71	55

1968 (2-3)

Coach: Bob Davis	
UT Opp.	
7 Vanderbilt	17
34 Kentucky	7
21 Alabama	28
22 Georgia Tech	8
6 Notre Dame	15
90	75

1969 (4-1)

Coach: Ken Hatfield	
UT Opp.	
25 Vanderbilt	0
21 Kentucky	6
10 Notre Dame	7
12 Georgia Tech	7
0 Alabama	35
68	55

1970 (0-5)

Coach: Rex Dockery	
UT Opp.	
14 Kentucky	19
20 Vanderbilt	24
20 Notre Dame	21
20 Alabama	28
20 Georgia Tech	28
94	120

1971 (4-1)

Coach: Bob Davis	
UT Opp.	
51 Vanderbilt	13
20 Kentucky	24
6 Georgia Tech	6
36 Alabama	13
30 Notre Dame	13
163	69

1972 (2-3)

Coach: Bob Davis	
UT Opp.	
9 Vanderbilt	17
34 Kentucky	6
7 Georgia Tech	9
21 Alabama	34
*49 Notre Dame	34
120	100

1973 (2-3)*

Coach: Bob Davis	
UT Opp.	
24 Vanderbilt	9
3 Georgia Tech	31
9 Kentucky	7
20 Alabama	27
7 Louisiana State	26
63	100

1974 (3-0)*

Coach: Bob Davis	
UT Opp.	
16 Alabama	7
28 Louisiana State	12
27 Georgia Tech	14
71	33

1975 (3-0)

Coach: Bob Davis	
UT Opp.	
34 Vanderbilt	13
24 Georgia Tech	13
17 Kentucky	10
53	42

1976 (2-1)*

Coach: Robbie Franklin	
UT Opp.	
21 Kentucky	14
0 Lees-McRae	13
38 Vanderbilt	6
59	33

1977 (2-2)*

Coach: Craig Boller	
UT Opp.	
24 Lees-McRae	13
7 Georgia Tech	20
20 Kentucky	13
8 Louisville	28
59	74

1978 (2-2)*

Coach: John Julies	
UT Opp.	
28 Kentucky	31
29 Georgia	31
35 Carson Newman	14
48 Carson Newman	26
140	102

1979 (2-2)*

Coach: Chris Fischer	
UT Opp.	
6 South Carolina	34
29 Kentucky	18
19 Georgia	42
21 Louisville	20
75	114

1980 (3-2)*

Coach: Jerry Kirk	
UT Opp.	
19 South Carolina	29
19 Louisville	16
21 Georgia	14
6 Kentucky	7
14 Tennessee Military	12
60	68

1981 (1-3)*

Coach: Jerry Kirk	
UT Opp.	
2 South Carolina	14
21 Kentucky	12
15 Tennessee Military	46
14 Carson-Newman	16
52	88

1982 (3-1)*

Coach: Greg Gibson	
UT Opp.	
17 Tennessee Military	0
17 South Carolina	19
42 Maryville	7
41 Kentucky	19
117	45

1983 (2-0)*

Coach: Jim Davis	
UT Opp.	
31 Tennessee Military	14
16 Tennessee Military	10
47	24

1984 (1-0)*

Coach: Donald Dunn	
UT Opp.	
20 Tennessee Military	6
20	6

1985 (1-2)*

Coach: Preston O'Neal	
UT Opp.	
42 Tennessee Military	22
14 NE Oklahoma A&M	28
15 Marion Institute	17
71	67

1986 (1-1)*

Coach: Mike Casteel	
UT Opp.	
14 Tennessee Military	11
14 NE Oklahoma A&M	23
28	34

1987 (0-2)*

Coach: Taz Ellinger	
UT Opp.	
10 NE Oklahoma A&M	37
14 Tennessee Military	20
24	57

1991 (1-1)*

Coach: Mark Bradley	
UT Opp.	
35 Georgia Military	27
0 NE Oklahoma A&M	20
35	47

1992 (1-1)*

Coach: Steve Bird	
UT Opp.	
10 NE Oklahoma A&M	56
26 UT-Chattanooga JV	13
36	69

2007 (1-0)*

Coach: Jim Bob Cooter	
UT Opp.	
37 Hargrave Military Academy	20
37	20

2008 (1-0)*

Coach: Jim Bob Cooter	
UT Opp.	
37 Hargrave Military Academy	21
37	21

* = JV played with freshmen

VOL NETWORK

For 68 years, the Vol Network has served as the main communications link between University of Tennessee athletics and its fans. IMG College / Vol Network manages the multimedia, marketing and advertising rights for University of Tennessee athletics. This management includes overseeing one of the largest statewide collegiate radio and television networks in the country. IMG College, a division of IMG, is recognized as the world's premier sports, entertainment and media companies.

VOL NETWORK BROADCAST TEAM

Entering his 19th season, Bob Kesling is the play-by-play voice of Tennessee football on radio and the host of "Vol Calls" and "The Butch Jones TV Show."

Former All-SEC defensive back Tim Priest serves as the Network's color analyst.

Studio host John Wilkerson hosts the popular "Kickoff Call-In Show" beginning 90 minutes before each game. Brent Hubbs, Bobby Rader, former Vol David Ligon and a team of Vol Network veterans contribute to the six-and-one-half hour network football broadcast.

GAMEDAY BROADCAST

- Kickoff Call-In Show: Begins 90 minutes prior to kickoff and lasts one hour.
- Spotlight on the SEC: Follows the Kickoff Call-In Show and lasts 15 minutes.
- Game Coverage: Begins 15 minutes before kickoff of the game.
- The Big Orange Scoreboard: 30-minute show airs immediately following the game.
- The Butch Jones Locker Room Show: Follows The Big Orange Scoreboard and lasts 20 minutes.
- The Final Scoreboard: This 30-minute show follows The Butch Jones Locker Room Show and concludes the Vol Network's gameday broadcast.

VOL CALLS

For the fifth year the Vol Network is proud to partner with Calhoun's on the River for Vol Calls - the official statewide radio show of University of Tennessee Athletics. The weekly call-in show fields questions from fans throughout the Southeast and the rest of the country. Vol Calls is entering its 29th year on the air, making it the longest-running sports talk program in Tennessee.

The show is hosted by the Vol Network's Bob Kesling and features coach Butch Jones and Brent Hubbs as well as other guests. Vol Calls broadcasts live from downtown Knoxville and airs statewide from 8-9 p.m. Eastern and 7-8 p.m. Central.

BIG ORANGE HOTLINE

Big Orange Hotline is a Monday night primetime show during football season that recaps the previous Saturday's game and looks ahead to the next game from Dead End BBQ on Sutherland Avenue in Knoxville. Big Orange Hotline complements Wednesday night's Vol Calls, giving fans a double dose of college football talk during the week. Big Orange Hotline features Bob Kesling and former Vol quarterbacks Pat Ryan and Jeff Francis, along with other VFLs and guests. It airs in over 15 markets including Knoxville, Nashville, Chattanooga and the Tri-Cities from 8-9 p.m. Eastern and 7-8 p.m. Central every Monday night during football season.

VOL NETWORK SHOWS

■ BIG ORANGE HOTLINE

Day: Mondays

Time: 8-9 p.m. ET/7-8 p.m. CT

■ VOL CALLS

Day: Wednesdays

Time: 8-9 p.m. ET/7-8 p.m. CT

Place: Calhoun's On The River

■ KICKOFF CALL-IN SHOW

Day: Game Days

Time: 90 minutes before kickoff



BUTCH JONES TV SHOW

During the football season, the hour-long television program, the "Butch Jones TV Show," will be aired throughout the state and southeast region.

VOL NETWORK SHOWS

■ BUTCH JONES TV SHOW

AIR TIMES/MARKET

Market	Station	Day/Time
Chattanooga	WTVC Ch. 9	Sun., Noon ET
Jackson	WJKT Ch. 16	Sun., 10:30 p.m. CT
Knoxville	WVLT Ch. 8	Sun., 11 a.m. ET
	MyVLT Ch. 30	Sun., 9 a.m., 9 p.m. ET
Memphis	WATN Ch. 24	Sun., 10 a.m. CT
	WLMT Ch. 30	Sun., 10:30 p.m. CT
Nashville	WUXP Ch. 30	Sun., 10 a.m. CT
Tri-Cities	WJHL Ch. 11	Sun., 11 a.m. ET
Southeast US	FOX Sports SE	Sun., Noon ET

Note: Affiliates and times are subject to change.



STEVE EARLY

General Manager

Contact Information

IMG College/Vol Network
 (865) 584-7043
 6701 Baum Drive, Suite 100
 Knoxville, TN 37919



VOL RADIO NETWORK

Market	Station	Frequency
Bolivar	WMOD - FM	96.7
Bristol	WOPI - AM	1490
Brownsville	WTBG - FM	95.3
Camden	WRJB - FM	95.9
Carthage	WUCZ - FM	104.1
Centerville	WNXX - FM	96.7
Chattanooga	WSKZ - FM	106.5
Chattanooga	WGOW-FM	102.3
Clarksville	WJZM - AM	1400
Cleveland	WCLE - FM	104.1
Cleveland	WCLE - FM	101.3
Cleveland	WCLE - AM	1570
Columbia	WKOM - FM	101.7
Cookeville	WKXD - FM	106.9
Covington	WKBL-FM	93.5
Crossville	WOWF - FM	102.5
Dickson	WDKN-AM	1260
Dresden	WCDZ - FM	95.1
Dyersburg	WTRO - AM	1450
Fayetteville	WYTM - FM	105.5
Franklin	WAKM - AM	950
Greeneville	WGRV - AM	1340
Greeneville	WIKQ - FM	103.1
Hartsville	WTNK - AM	1090
Hartsville	WTNK - FM	93.5
Kingsport	WKPT - AM	1400
Jackson	WDXI - AM	1310
Jackson	WMXX - FM	103.1
Johnson City	WKTP - AM	1590
Knoxville	WNML - AM	990
Knoxville	WNML-FM	99.1
Knoxville	WIVK - FM	107.7
Lafayette	WLCT - FM	102.1
Lawrenceburg	WTNX - FM	106.7
Lawrenceburg	WWLX - AM	590
Lenoir City	WLIL - AM	730
Lewisburg	WJJM - AM	1490
Lewisburg	WJJM - FM	94.3

Lexington	WBFG - FM	96.5
Loretto	WLXA - FM	98.3
Livingston	WLIV - AM	920
Livingston	WLIV - FM	104.7
Manchester	WFTZ - FM	101.5
Martin	WCMT - AM	1410
McMinnville	WKZA - FM	107.3
Memphis	WMFS - AM	680
Memphis	WMFS - FM	92.9
Morristown	WCRK - AM	1150
Murphy, N.C.	WCVP - AM	600
Nashville	WGFX - FM	104.5
Newport	WLIK - AM	1270
Oneida	WBNT - FM	105.5
Paris	WTPR - AM	710
Paris	WTPR - FM	101.5
Parsons	WKJQ - FM	97.3
Pulaski	WKSR - AM	1420
Savannah	WKWX - FM	93.5
Smithville	WJLE - AM	1480
Smithville	WJLE - FM	101.7
Tri-Cities	WQUT-FM	101.5
Union City	WENK - AM	1240
Wartburg	WECO - FM	101.3
Waverly	WQMV- AM	1060
Winchester	WCDT - AM	1340

62 Affiliates

Four (4) 100,000-watt FM Stations

Fans out of broadcast range may listen via internet or satellite radio:

- Internet - www.UTSports.com
- XM/Sirius Satellite Radio



■ FOOTBALL MEDIA INFORMATION

■ CREDENTIAL REQUESTS

To obtain season or single-game credentials, please apply online by visiting <http://www.sportssystem.com/seccredentials>, scroll down and click on Tennessee.

■ INTERVIEW REQUESTS

- Following practices open to the media, interviews will take place either in the practice field's end zone or in the Ray and Lucy Hand Digital Studio. True freshmen are not available for interviews, and student-athletes should not be contacted by the media for interviews by any method outside of scheduled interview times.

- Interview requests for Coach Jones outside of standard interview times should be made through Director of Football Communications Zach Stipe at 865-974-4167 (office), 865-244-6119 (cell) or zstipe@tennessee.edu. Requests for player interviews should be made at least **24 hours in advance** of the practice for which you are requesting an interview by contacting Assistant Director for Media Relations Stephen K. Lee at 865-974-7489 (office), 504-259-0907 (cell) or sklee@tennessee.edu.

■ WEEKLY MEDIA CONFERENCES

- Coach Butch Jones' weekly press conferences are held Mondays of game week inside the Ray and Lucy Hand Digital Studio at a time to be determined.
- Coach Jones will handle his weekly SEC Teleconference each Wednesday from the start of the season through Nov. 22. Media representatives should contact the SEC at (205) 458-3000 for a confidential phone number.

NEYLAND GAME DAY INFORMATION

- Press Will Call is at Gate 21 on the northwest side beginning two hours before game time.
- Pregame media meal is served on Press Box fifth level and in the Stokely Family Media Center at field level.
- Press box media access is through Gate 15. Field access is through Gates 21A and 25.
- Press parking is in parking garage G-10 at the southwest end of the stadium.

DIRECTIONS TO NEYLAND STADIUM

- **From Airport:** Turn toward Knoxville onto Alcoa Hwy. (U.S. Hwy. 129 North). After crossing Tennessee River bridge, exit right and then turn left onto Neyland Drive.
- **From I-40 East:** Follow I-40 to James White Parkway. Follow to Neyland Drive. (G-10 Garage can be entered off Neyland Drive.)
- **From I-40 West:** Follow I-40 to James White Parkway. Follow to Neyland Drive.
- **From I-75 South:** Follow I-75 to I-275. Follow I-275 to I-40. Take I-40 East to James White Parkway and follow to Neyland Drive. (G-10 Garage can be entered off Neyland Drive.)
- **At Neyland Drive:** Follow to Thompson-Boling Arena. Turn onto Lake Loudoun Boulevard. Turn right at first light onto Phillip Fulmer Way. G-10 garage is on right after passing arena.

■ STAY UPDATED



UTSports.com/football



[@Vol_Football](https://twitter.com/Vol_Football)



[Facebook.com/VolFootball](https://www.facebook.com/VolFootball)



[YouTube.com/UTSportsTVFootball](https://www.youtube.com/UTSportsTVFootball)



[@Vol_Football](https://www.instagram.com/Vol_Football)

MEDIA RELATIONS STAFF



ZACH STIPE

Director of Football Communications
Office: 865-974-4167
Cell: 865-244-6119
E-mail: zstipe@tennessee.edu
Twitter: @ZachStipe



STEPHEN K. LEE

Asst. Director - Media Relations
Office: 865-974-7489
Cell: 504-259-0907
E-mail: sklee@tennessee.edu
Twitter: @StephenKLeeUT



SEAN BAROWS

Asst. Director - Media Relations
Office: 865-974-7478
Cell: 561-312-9432
E-mail: sbarows@tennessee.edu
Twitter: @SeanBarows



RACHEL GUNIA

Graduate Asst. - Media Relations
Office: 865-974-9494
Cell: 815-488-8595
E-mail: rgunia@tennessee.edu
Twitter: @rachi0014

Asst. Athletic Director - Media Relations: Tom Satkowiak

Associate Director: Eric Trainer

Assistant Directors: Kellen Hiser, Kimberly Hood, Amanda Pruitt

Graduate Assistant: Josh Lively

Photographers: Donald Page, Kyle Zedaker

■ TENNESSEE MEDIA RELATIONS DEPT.

Anderson Training Center Ground Floor

Phone: (865) 974-1212 • **Fax:** (865) 974-9496

Mailing Address: P.O. Box 15016 Knoxville, TN 37901

Shipping Address: 1551 Lake Loudoun Boulevard, Knoxville, TN 37996

THE BUTCH JONES ERA

Bowl wins in **THREE CONSECUTIVE SEASONS** (2014-15-16)

FIRST TIME IN 20 YEARS

Back-to-back **NINE-WIN** seasons (2015-16)

FIRST TIME IN NINE YEARS

School-Record 473 points in 2016

Consensus All-America honors for Derek Barnett in 2016

100-percent graduation rate for 2016 seniors

67 Vol Scholars in 2016-17 (3.0 GPA or above)

Josh Dobbs named 2016-17 University of Tennessee Torchbearer

HIGHEST HONOR GIVEN AT UT



T

2017
**FOOTBALL
SCHEDULE**

HOME

AWAY

OPEN DATE: OCTOBER 7



GEORGIA TECH



SEPTEMBER 4

ATLANTA, GA | CHICK-FIL-A KICKOFF



INDIANA STATE

SEPTEMBER 9

KNOXVILLE, TENN.



AT FLORIDA

SEPTEMBER 16

GAINESVILLE, FLA.



UMASS

SEPTEMBER 23

KNOXVILLE, TENN.



GEORGIA

SEPTEMBER 30

KNOXVILLE, TENN.



SOUTH CAROLINA

OCTOBER 14

KNOXVILLE, TENN.



AT ALABAMA

OCTOBER 21

TUSCALOOSA, ALA.



AT KENTUCKY

OCTOBER 28

LEXINGTON, KY.



SOUTHERN MISS

NOVEMBER 4

KNOXVILLE, TENN. | HOMECOMING



AT MISSOURI

NOVEMBER 11

COLUMBIA, MO.



LSU

NOVEMBER 18

KNOXVILLE, TENN.



VANDERBILT

NOVEMBER 25

KNOXVILLE, TENN.



SEC CHAMPIONSHIP

DECEMBER 2

ATLANTA, GA.